



PORTLAND BASKETBALL

2023-24 SCHEDULE/RESULTS

Overall: 7-12 • WCC: 1-3

H: 6-2 • A: 1-7 • N: 0-3

OT: 0-0 • vs. Ranked: 0-0

DATE	OPPONENT (TV)	TIME
Nov. 6	Long Beach State ^A	W, 78-73
Nov. 8	Lewis & Clark	W, 89-72
Nov. 12	UC Riverside (KRCW)	W, 76-65
Nov. 15	Tennessee State	L, 65-75
Nov. 18	Nevada (KRCW)	L, 83-108
Nov. 25	Willamette	W, 107-84
Nov. 28	Portland State	L, 74-75
Dec. 1	Wyoming	W, 81-70
Dec. 3	Air Force (KRCW)	L, 58-80
Dec. 7	North Dakota State	L, 67-78
Dec. 9	North Dakota	W, 83-72
Dec. 16	Grand Canyon [#]	L, 63-91
Dec. 21	Hawaii [%] (ESPN2)	L, 56-69
Dec. 22	vs. UMass [%] (ESPN2)	L, 78-100
Dec. 24	vs. Temple [%] (ESPN2)	L, 54-55
Jan. 6	Pacific* (KRCW)	W, 78-64
Jan. 11	Saint Mary's* (ESPNU)	L, 52-95
Jan. 13	San Francisco*	L, 69-96
Jan. 18	San Diego ^{^A}	PPD
Jan. 20	Santa Clara*	L, 86-101
Jan. 23	San Diego*	6:00 PM
Jan. 25	LMU*	7:00 PM
Jan. 27	San Francisco*	5:00 PM
Feb. 1	Pacific*	7:00 PM
Feb. 3	Pepperdine*	5:00 PM
Feb. 7	Gonzaga* (CBSSN)	5:00 PM
Feb. 10	Saint Mary's ^{^A}	5:30 PM
Feb. 15	San Diego*	7:00 PM
Feb. 17	Pepperdine	7:00 PM
Feb. 22	Gonzaga* (ROOT)	6:00 PM
Feb. 29	Santa Clara* (KRCW)	6:00 PM
Mar. 2	LMU*	5:00 PM

Mar. 7-12 WCC Tournament (Las Vegas)

*WCC game; Home games in **bold**; All times Pacific

[#] Jerry Colangelo Classic (Phoenix, Ariz.)

[%] Diamond Head Classic (Honolulu, Hawaii)

[^] Doubleheader with Pilot Women's Basketball

MEN'S HOOPS CONTACT

JASON BROUGH

Office: 503-943-8439

Cell: 503-706-3460

E-mail: brough@up.edu



WEEK 12 | GAME NOTES

vs San Diego / at LMU / vs San Francisco



Opponent: San Diego (10-10, 0-5 WCC)

Day: Tuesday

Date: Jan. 23

Time: 6 p.m.

Place: Portland, Ore.

Arena: Chiles Center

TV: ESPN+

Radio: 910 ESPN Portland

Series: USD leads 60-36



Opponent: LMU (9-10, 2-3 WCC)

Day: Thursday

Date: Jan. 25

Time: 7 p.m.

Place: Los Angeles, Calif.

Arena: Gersten Pavilion

TV: ESPN+

Radio: 910 ESPN Portland

Series: LMU leads 59-51



THIS WEEK

- The Pilots (7-12, 1-3 WCC) host the San Diego Toreros on Tuesday in a game that was rescheduled after being postponed due to inclement weather last Thursday. Tip-off is scheduled for 6 p.m. at the Chiles Center
- The Pilots will then visit LMU on Thursday at 7 p.m. before returning home to host the San Francisco Dons on Saturday at 5 p.m.

GAME COVERAGE

- All Portland WCC games will be aired live on ESPN+ with Bryan Sleik and Jennifer Mountain on the call for Tuesday's game.
- Radio for all Portland men's basketball games is on 910 ESPN Portland (KMTT) with Jason Swygard and Joel Sobotka calling the action. Pre-game coverage begins 30 minutes prior to tip-off and ends with a 30-minute post-game show.

PORTLAND STARTERS LAST GAME

Pos.	No.	Player	PPG	RPG	APG
G	0	Vukasin Masic (6-5, 210, RS-So., Belgrade, Serbia)	11.7	3.6	2.4
G	2	Tyler Robertson (6-6, 225, Sr., Melbourne, Australia)	16.8	3.7	3.9
F	3	Yuto Yamanouchi-Williams (6-10, 230, So., Japan)	12.8	7.3	0.5blk
G	4	Juanse Gorosito (6-0, 185, So., Argentina)	6.0	1.9	2.7
F	24	Bol Dengdit (6-11, 210, RS-Fr., Melbourne, Australia)	3.5	2.2	0.5

PILOTS OFF THE BENCH

F	1	Thomas Oosterbroek (6-8, 220, RS-So., Amsterdam)	2.4	2.0	1.1
G	5	Chris Austin (6-4, 210, Gr., Pasadena, Calif.)	7.9	2.4	1.4
G	10	Coleman Lemke (6-8, 190, RS-So., Las Vegas, Nev.)	1.0	0.3	0.0
G	15	Tyler Harris (6-8, 190, Fr., Hayward, Calif.)	12.3	7.6	1.0blk
G	20	Drew Stack (6-3, 200, RS-Fr., Madison, N.J.)	0.0	0.2	0.2
F	21	Noah Jordan (6-8, 200, Gr., Indianapolis, Ind.)	3.4	3.8	0.9
F	23	Vasilije Vucinic (6-11, 250, Jr., Bijelo Polje, Montenegro)	5.1	3.5	0.5blk
G	33	Andrew Younan (6-5, 195, RS-Fr., Westlake Village, Calif.)	0.0	0.0	0.0

2023-24 REDSHIRTS

G	11	Vincent Delano (6-2, 175, Fr., Phoenix, Ariz.)	-	-	-
G	12	Kelson Gebbers (6-7, 200, Fr., Brewster, Wash.)	-	-	-
G	13	Jude Harris (6-5, 205, Fr., Manhattan Beach, Calif.)	-	-	-
F	22	Cyprian Hyde (6-11, 235, Fr., Oceanside, Calif.)	-	-	-

PortlandPilots.com

[@PortlandMBB](https://twitter.com/PortlandMBB)

[PortlandMBB](https://facebook.com/PortlandMBB)

[PortlandMBB](https://instagram.com/PortlandMBB)

#WeArePortland | #GoPilots

2023-24 QUICK FACTS

Started Men's Hoops/Joined D-I: 1922-23/1958-59
 All-Time Overall Record: 1227-1416 (.464)
 Chiles Center Record/Years: .. 307-248 (.553)/39th
 All-Time WCC Record/Years:.. 228-455 (.334)/47th
 WCC Titles/WCC Tourney Titles:0/1 (1996)
 NCAA Tournament Appearances: ... 2 (1959, 1996)
 CIT/TBC Appearances: 5 (2009-11, 2015, 2022)
 2022-23 Overall Record:..... 14-19 (.424)
 2022-23 WCC Record/Place: 5-11 (.313)/8th
 2022-23 Postseason: N/A
 Letterwinners Returning/Lost: 8/5
 Starters Returning/Lost: 5/0
 Newcomers: 8
 Head Coach Shantay Legans
 (3rd year, Fresno State '04)
 Career Record/Years..... 115-95 (.548)/7th
 Record at School/Years:..... 40-46 (.465)/3rd
 WCC Record/Years:..... 13-21 (.382)/3rd
 Associate HC:.. Bobby Suarez (3rd year, FGCU '12)
 Assistants: T.J. Lipold (3rd year, Westmont '12)
 Arturo Ormond (1st year, UT-Pan American '91)
 Dir. of Ops.: Brock Stephenson (2nd year)
 Video Coordinator:..... Declan McLean (1st year)
 Strength Coach:..... Griffin Waller (8th year)
 Athletic Trainer:..... Sam Gay (3rd year)
 Team Chaplain: ... Fr. Dan Parrish, C.S.C. (7th year)
 Team Doctor: Brian Bettencourt, MD

GENERAL INFO

Location:..... Portland, Ore.
 Website: PortlandPilots.com
 National Affiliation: NCAA Division I
 Conference: West Coast
 Founded: 1901
 Enrollment:..... 3,442
 Nickname: Pilots
 Colors: Purple & White
 Home Court:..... Chiles Center (4,852)
 President: Dr. Robert Kelly
 Vice President for Athletics: Scott Leykam
 Athletic Department Phone: 503-943-8420

MEDIA INFO

MBB Contact: Jason Brough
 E-mail:..... brough@up.edu
 Office Phone: 503-943-8439
 Cell Phone: 503-706-3460
 Radio Station: 910 ESPN Portland (KMTT)



LAST GAME: SANTA CLARA 101, PILOTS 86 (Jan. 20 at Santa Clara)

- Tyler Robertson scored a season-high 34 points, but the Pilots fell to the Santa Clara Broncos on the road Saturday. Robertson was 7-of-16 from the field and 16-of-18 at the foul line. He added four assists and three steals.
- Yuto Yamanouchi-Williams scored 17 points and grabbed a team-best six rebounds, while Juanse Gorosito helped out with 16 points and seven assists.
- Portland had 17 assists on 25 made field goals, but the Broncos shot 55 percent overall and knocked down 16-of-39 three-pointers.
- The Broncos made seven straight shots for a 19-9 lead, but the Pilots responded with a 13-2 run capped by a Gorosito three to take a 30-27 lead. Santa Clara led 45-41 at the half. UP tied the game early in the second half on a Yamanouchi-Williams dunk, but the Broncos used a run to take a 65-54 edge and maintained their lead.

ABOUT THE PILOTS

- Sophomore F **Yuto Yamanouchi-Williams** was pulled off of redshirt and made his Pilot debut with 12 points and 10 rebounds in the league opener vs. Pacific on Jan. 6. He is averaging 12.8 points and 7.3 rebounds after scoring a season high 17 points at Santa Clara.
- Senior captain **Tyler Robertson**, a two-time All-WCC guard, erupted for a season-high 34 points against the Broncos, one off of his career-high. The 34-point effort matched the single-game high for all WCC players this season. Robertson leads the Pilots and ranks second in the WCC in scoring (16.8) and fourth in assists per game (3.9) and FG percentage (.491). He also leads the WCC in minutes per game (34.5).
- Freshman G **Tyler Harris**, who has earned WCC Freshman of the Week honors three times this season, missed the Santa Clara game with a sprained ankle. Harris ranks fifth nationally among all freshmen in rebounding (7.6), while his four double-doubles are tied for fourth best in the country for freshmen. He also ranks fourth in the WCC in rebounding and blocked shots per game (1.0).
- 2023 All-WCC Freshman Team guard **Juanse Gorosito** set a UP freshman record for three-pointers made (63) last year and found his stroke at the Diamond Head Classic in Hawaii by burying four threes against UMass and five versus Temple. He has reached double figures four of the last six games and is 18-for-43 (.419) from three-point range over that span.
- The Pilots welcomed the return of **Chris Austin** to the active roster this season. Austin, who averaged 14.4 points for the Pilots two seasons ago, took a medical redshirt last year after breaking his leg in the final game of the 2021-22 season.
- Portland has integrated 2022-23 redshirts **Vukasin Masic** (Maine transfer) and freshmen **Bol Dengdit** to the rotation. Masic is third on the roster in scoring (12.1) and shooting a team-best 41.2 percent from three-point range, while Dengdit has scored a season high 12 points twice in the last six games and earned his first career start at Santa Clara (1/20).
- **Yamanouchi-Williams**, a sophomore transfer from Lamar, made 24 starts last year and averaged 6.9 points and a team-high 7.1 rebounds per game.
- Portland welcomes four freshmen to the 2023-24 roster. G **Tyler Harris** (Hayward, Calif.) led Granada HS to the 2023 CIF NorCal Division I championship and a runner-up finish at the State Division I Boys Championship with a 17-point and 10-rebound effort in the title game loss to Notre Dame. G **Vincent Delano** (Phoenix, Ariz.) played for nationally recognized Arizona Compass Prep as a senior. F **Cyprian Hyde** (Oceanside, Calif.) Earned All-North County Coastal First Team honors as a senior after leading the team to the second round of the 2023 CIF San Diego Section Division II Championships. G **Jude Harris** (Manhattan Beach, Calif.) was a First Team All-Camino Real League in 2023 after averaging 15 points, eight rebounds and five assists per game. Delano, Hyde and Jude Harris are redshirting the 2023-24 season.
- The Pilots are represented by seven different countries, tied for third in the nation behind Arizona and Hawaii. Portland players hail from the United States (10), Australia (2), Argentina (1), Japan (1), Montenegro (1), Netherlands (1) and Serbia (1).

ROBERTSON PILES UP THE STATS

- **Tyler Robertson** has scored in double figures in each of the first 19 games, including a UP and WCC season-high 34 on Saturday at Santa Clara.
- Robertson also had 28 points at Portland State on Nov. 28, scored his 1,000th point as a Pilot in the opener vs. Long Beach State, passed the 1,500-point mark for his career Dec. 16 versus Grand Canyon and ranks 61st among all active players in career scoring (1,622).
- Robertson also has 570 career rebounds and 469 total assists making him one of just four players nationally with career totals of at least 1,500 points, 550 rebounds and 450 assists: **Tristen Newton** (UConn), **Andrew Taylor** (Miss. State) and **Baylor Scheierman** (Creighton)
- Last season, Robertson and Jalen Pickett (Penn State) were the only Division I players to average at least 15 points, 5.0 rebounds and 5.0 assists per game. Robertson also led the WCC in assists, assists per game and free throws made (163).
- Robertson is Top 15 on the UP career charts in assists per game (4.7, 5th), assists (386, 6th), free throws made (340, 7th), scoring average (15.8, eighth), free throw percentage (.819, 11th), total points (1,308, 10th) and threes made (138, 13th).

GOROSITO GETS GOING

- One of the top three-point shooters in the WCC a season ago, **Juanse Gorosito** struggled to find his stroke early in the year, but came on strong in Portland's appearance at the Diamond Head Classic in Hawaii over Christmas weekend drilling 4-of-9 threes against UMass and then 5-of-11 from downtown against Temple. He finished with a season high 16 points, six rebounds and six assists against Temple.
- Gorosito matched his season-high with 16 points Saturday at Santa Clara.
- The Argentina native broke Portland's freshman record for three-pointers made last season with 63.

YUTO ACTIVE AND IMPACTFUL

- **Yuto Yamanouchi-Williams** came off of redshirt status and joined the active roster for the start of WCC play after Alimamy Koroma was deemed academically ineligible.
- He wasted no time in making an impact by recording a double-double with 12 points and 10 rebounds in his debut against Pacific.
- Yamanouchi-Williams has started all four WCC games and is second on the team in scoring average (12.8) and rebounding (7.3).



2023-24 STANDINGS (Thru Jan. 14)

Team	WCC Pct.	Overall Pct.
Saint Mary's	5-0 1.000	14-6 .700
Santa Clara	5-1 .833	14-7 .667
San Francisco	4-1 .800	15-5 .750
Gonzaga	4-1 .800	13-5 .722
Pepperdine	2-3 .400	9-11 .450
LMU	2-3 .400	9-10 .474
Portland	1-3 .250	7-12 .368
San Diego	0-5 .000	10-10 .500
Pacific	0-5 .000	6-14 .300

2023-24 WCC Preseason Poll

Team (First Place)	Points
1. Saint Mary's (5)	61
2. Gonzaga (4)	60
3. San Francisco	45
4. LMU	42
5. Santa Clara	41
6. Portland	27
7. Pepperdine	22
8. Pacific	16
9. San Diego	10

2023-24 Preseason All-WCC Team

Player - School

Alex Ducas - Saint Mary's
 Graham Ike - Gonzaga
 Keli Leaupepe - LMU
 Aidan Mahaney - Saint Mary's
 Houston Mallette - Pepperdine
 Ryan Nembhard - Gonzaga
 Jevon Porter - Pepperdine
Tyler Robertson - Portland
 Mitchell Saxen - Saint Mary's
 Anton Watson - Gonzaga

AP Top 25 (Jan. 22)

Rank	Team (1st place votes)	W-L	Pts
1	UConn (44)	17-2	1,508
2	Purdue (17)	17-2	1,472
3	North Carolina	15-3	1,391
4	Houston	16-2	1,309
5	Tennessee	14-4	1,237
6	Kentucky	14-3	1,205
7	Kansas	15-3	1,157
8	Auburn	16-2	1,094
9	Arizona	14-4	1,060
10	Illinois	14-4	862
11	Oklahoma	15-3	849
12	Duke	13-4	832
13	Wisconsin	14-4	801
14	Marquette	13-5	747
15	Baylor	14-4	645
16	Dayton	15-2	546
17	Creighton	14-5	505
18	Utah State	17-2	381
19	Memphis	15-4	329
20	Texas Tech	15-3	304
21	BYU	14-4	294
22	Florida Atlantic	15-4	290
23	Iowa State	14-4	253
24	Colorado State	15-3	214
25	New Mexico	16-3	177

Receiving votes: Seton Hall 84, San Diego State 64, Kansas State 39, Alabama 30, TCU 27, Ole Miss 25, Princeton 21, Utah 20, Texas 16, Boise State 9, Florida 6, **Gonzaga 6**, **Grand Canyon 5**, Michigan State 3, **Saint Mary's (CA) 2**, NC State 1, **San Francisco 1**, Indiana State 1, Samford 1, McNeese State 1, Colorado 1.

Bold = UP Opponent

USA Today Coaches Poll (Jan. 22)

Rank	Team (1st place votes)	W-L	Pts
1	UConn	17-2	791
2	Purdue	17-2	769
3	North Carolina	15-3	734
4	Houston	16-2	678
5	Tennessee	14-4	671
6	Kentucky	14-3	609
6	Auburn	16-2	609
8	Kansas	15-3	576
9	Arizona	14-4	528
10	Wisconsin	14-4	480
11	Illinois	14-4	437
12	Duke	13-4	421
13	Oklahoma	15-3	401
14	Baylor	14-4	362
15	Marquette	13-5	360
16	Creighton	14-5	299
17	Dayton	15-2	277
18	Iowa State	14-4	220
19	BYU	14-4	181
20	Utah State	17-2	176
21	Texas Tech	15-3	148
22	Memphis	15-4	130
23	Colorado State	15-3	119
24	Florida Atlantic	15-4	101
25	New Mexico	16-3	54

Receiving votes: San Diego State 43; Alabama 43; Seton Hall 33; **Gonzaga 30**; TCU 26; Texas 18; Clemson 15; Kansas State 14; Princeton 13; Utah 10; **Saint Mary's 6**; Boise State 5; Indiana State 4; **Grand Canyon 4**; Ole Miss 2; James Madison 2; Michigan State 1

Bold = UP Opponent



PILOTS ON TV

Portland is scheduled to have a minimum of five nationally-televised games and a total of 12 regular season games on TV this season. Four games will air on the ESPN family of networks, one on CBS Sports Network, one on ROOT Sports Northwest and five locally on Portland's CW (KRCW). Below is the complete TV schedule.

Date	Opponent	Station
Nov. 12	UC Riverside	Portland's CW
Nov. 18	Nevada	Portland's CW
Dec. 3	Air Force	Portland's CW
Dec. 16	Grand Canyon	Fox 12+
Dec. 21	Hawaii (DHC)	ESPN2
Dec. 22	TBA (DHC)	ESPN2
Dec. 24	TBA (DHC)	ESPN Family
Jan. 6	Pacific	Portland's CW
Jan. 11	Saint Mary's	ESPN Family
Feb. 7	Gonzaga	CBS Sports
Feb. 22	Gonzaga	ROOT Sports
Feb. 29	Santa Clara	Portland's CW

PILOTS ON THE RADIO

All Portland men's basketball games this year will once again be on the radio live on 910 ESPN Portland (KMTT) with Jason Swygard calling the play-by-play and Joel Sobotka joining the broadcast as the analyst. Coverage begins 30 minutes prior to tip-off and includes a post-game show.

CollegInsider.com

Mid-Major Top 25 (Jan. 22)

Rank	Team (1st place votes)	W-L	Pts
1	Princeton (19)	15-1	751
2	Gonzaga (5)	13-5	727
3	Grand Canyon (4)	17-2	703
4	Drake	16-3	609
5	Indiana State (1)	16-3	602
6	Appalachian State	15-4	599
7	James Madison (1)	17-2	592
8	Samford	17-2	538
9	Saint Mary's (1)	14-6	513
10	McNeese	16-2	506
11	San Francisco	15-5	476
12	High Point	16-4	432
13	Akron	14-4	345
14	Western Carolina	15-4	321
15	UNCW	13-5	278
16	Drexel	14-6	237
17	UNCG	14-5	222
18	UC Irvine	13-6	220
19	Charleston	13-6	217
20	Cornell	13-3	213
21	Vermont	14-5	165
22	Bradley	14-5	132
23	Yale	12-6	125
24	Bowling Green	14-4	71
25	Louisiana Tech	13-6	63

Receiving Votes: UMass Lowell 61, Western Kentucky 45, Santa Clara 42, Liberty 28, Oakland 28, UC Davis 22, CSUN 20, Morehead State 20, Purdue Fort Wayne 19, Southern Illinois 18, Norfolk State 17, Toledo 17, Youngstown State 15, Eastern Washington 13, Quinnipiac 12, Northern Iowa 8, Bryant 6, Northern Kentucky 6, Weber State 6, North Carolina Central 5, UC San Diego 4, Towson 2, UNC Asheville 2, South Dakota State 1, Delaware State 1.

Bold = UP Opponent

HARRIS PUTTING UP BIG NUMBERS

- **Tyler Harris** has been one of the most productive freshmen in the nation this year. He ranks fourth nationally in rebounds per game (7.6), while his four double-doubles are fourth best.
- His double-double of 17 points and 12 rebounds against Long Beach State made him the first freshman in UP history to debut with a double-double. He also became the first true freshman to start a season-opener in Shantay Legans' seven years as a head coach.
- Harris also recorded double-doubles against UC Riverside (22 pts, 12 rebs), Wyoming (11 pts, 10 rebs) and Grand Canyon (15 pts, 10 rebs) and has three times been named the WCC Freshman of the Week.

MASIC MAGIC

- **Vukasin Masic** has shown flashes of brilliance in his return to action this season after being denied an immediate eligibility waiver last year by the NCAA.
- Masic erupted for a career high 32 points in Portland's Dec. 9 road win at North Dakota.
- In his Pilot debut, Masic scored 22 of his 25 points in second half to lead the team to a 78-73 season-opening win versus Long Beach State. His 25 points were the most ever scored by a Portland player in their debut.

SETTING PROGRAM RECORDS

- In his first two seasons leading the Pilots, head coach Shantay Legans has already began rewriting the program record books.
- The Pilots have scored the most single-season points in school history each of the last two years. Portland scored 2,524 points in his inaugural 2021-22 season and then broke that record with 2,566 total points last year.
- The 2021-22 team set a new free throw percentage record (.791), while last year's 317 three-pointers made shattered the previous record of 289 (2016-17).
- The Pilots set a single game scoring record in a 122-78 victory over Willamette on Nov. 11, 2021, eclipsing the 115 scored against St. Martin's in 1978.
- Portland also broke the program's single game three-pointers made twice, most recently with 19 versus San Diego at the 2023 WCC Tournament, which also was a tournament record.
- Individually, Robertson broke the school record for free throws made when he converted 22-of-24 against Portland State on Nov. 11, 2022, eclipsing a record held by Jim Winters (20-of-23) which dated back to a matchup with Seattle U on Feb. 12, 1956. He also set the program single-game assists record with 15 against New Orleans on Dec. 10, 2022.
- Mike Meadows and Robertson also became the first Pilots to ever record triple-doubles. Meadows had one against Willamette, while Robertson posted a 31-point, 11-rebound, 11-assist triple-double in a win over LMU. He added another triple-double last year with 12 points, 10 rebounds and 12 assists against Multnomah.

ABOUT SAN DIEGO

- The Toreros (10-10, 0-5 WCC) have lost league games to Gonzaga (twice), Saint Mary's, San Francisco and Pepperdine.
- USD has notable non-league wins over Arizona State, Portland State and Northern Colorado.
- Wayne McKinney III (14.7) and Deuce Turner (14.4) pace the scoring.
- Head coach Steve Lavin is in his second year at the helm.

PORTLAND-SAN DIEGO SERIES HISTORY

Overall: USD leads 60-36

H / A / N: 18-27 / 13-30 / 5-3

Streak: W5

Last 10 / 5: 5-5 / 5-0

Last Meeting: Pilots 92, San Diego 74 (Mar. 2, 2023 at Las Vegas)

2022-23 TEAM HIGHS/LOWS PORTLAND

Points:.....107, vs Willamette (11/25)
 Fewest Points:52, at Saint Mary's (1/11)
 1st Half Points:52, vs Willamette (11/25)
 2nd Half Points:55, vs Willamette (11/25)
 Fewest Points/Half: .23/1st, at Saint Mary's (1/11)
 Field Goals:.....38, vs Willamette (11/25)
 Field Goal Pct.:.....543, vs Willamette (11/25)
 Worst FG Pct.:.....322, vs GCU (12/16)
 3-Point FGs:16, vs Willamette (11/25)
 3-Point FGs Att.:.....36, (2) last vs Pacific (1/6)
 3-Point Pct.:.....500, at Santa Clara (1/20)
 Free Throws Made:.....25, vs Long Beach St. (11/6)
 Free Throws Att.:31, vs Long Beach St. (11/6)
 Free Throw Pct.:889, vs UC Riverside (11/12)
 Worst FT Pct.:444, vs Temple (12/24)
 Rebounds:48, vs Lewis & Clark (11/8)
 Fewest Rebs:24, (2) last at Santa Clara (1/20)
 Assists:.....24, vs Willamette (11/25)
 Fewest Assists:.....7, at Hawaii (12/21)
 Steals:9, vs TSU (11/15)
 Fewest Steals:.....1, at Saint Mary's (1/11)
 Blocked Shots:7, vs Lewis & Clark (11/8)
 Turnovers:.....21, (2) last vs Wyoming (12/1)
 Fewest Turnovers:6, at North Dakota (12/9)

OPPONENTS

Points:.....108, Nevada (11/18)
 Fewest Points:55, Temple (12/24)
 Most Pts/Half:56/2nd, (2) last at SCU (1/20)
 Fewest Pts/Half:26/1st, Temple (12/24)
 Field Goal Pct.:.....610, Nevada (11/18)
 Worst FG Pct.:.....317, Temple (12/24)
 3-Point FGs:16, (2) last at SCU (1/20)
 3-Point Pct.:.....542, Nevada (11/18)
 Free Throws Made:.....23, Nevada (11/18)
 Free Throws Att.:33, Nevada (11/18)
 Rebounds:53, San Francisco (1/13)
 Most Turnovers:18, Wyoming (12/1)
 Fewest Turnovers:5, (2) last Saint Mary's (1/11)

PILOTS RECORD WHEN...

At Home:6-2
 Away:.....1-7
 Neutral:0-3
 In Overtime:0-0
 Leading at Half:.....6-1
 Trailing at Half:1-11
 Tied at Half:0-0
 Outshoot an Opponent:7-2
 Outshot by Opponent:0-10
 45%-Plus FG Pct.:.....6-3
 45%-Minus FG Pct.:.....1-9
 Opp. 45%-Plus FG Pct.:.....0-9
 Opp. 45%-Minus FG Pct.:.....7-3
 70%-plus FT Pct.:.....6-5
 69%-Minus FT Pct.:.....1-7
 Outrebounding Opp.:.....6-3
 Outrebounded by Opp.:1-9
 Fewer Turnovers than Opp.:.....1-2
 More Turnovers than Opp.:.....6-10
 Same Amount of Turnovers:.....0-0
 Score Less than 70 Points:.....0-8
 Score 70 or More Points:.....7-4
 Score 80 or More Points:.....4-2
 Score 90 or More Points:.....1-0
 Score 100 or More Points:.....1-0
 Games decided by 10+ points:.....6-10
 Games decided by 6-9 points:.....0-0
 Games decided by 1-5 points:.....1-2

LAST TIME PORTLAND...

Scored 100+ Pts:.....107, vs Willamette (11/25/23)
 Allowed 100+ Pts:.....101, at Santa Clara (1/20/24)
 Scored Under 50 Pts:.....43, at Saint Mary's (1/7/23)
 All. Under 50 Pts:.....39, vs Bushnell (2/15/22)
 Went to OT:L, 63-68, at San Diego (1/13/22)
 Went to Double OT:L, 93-94, at PEP (2/4/23)
 Went to Triple OT:.....W, 114-110 vs BYU (1/23/14)
 Beat Ranked Team:..W, 82-73, #18/22 GON (1/9/14)
 Beat a Top 10 Team:Never

PILOT LEADERS* *Ties included*

Games as Leading Scorer

Robertson (7), Harris (4), Masic (4), Austin (2), Koroma (1), Gorosito (1), Yamanouchi-Williams (1)

Games as Leading Rebounder

Harris (9), Robertson (3), Yamanouchi-Williams (3), Koroma (2), Vucinic (2), Jordan (1), Masic (1)

Games as Assists Leader

Robertson (10), Masic (5), Gorosito (4), Austin (1), Dengdit (1)

10+ Point Games

Robertson (19), Harris (11), Masic (10), Austin (7), Koroma (5), Gorosito (5), Vucinic (3), Yamanouchi-Williams (3), Dengdit (2), Jordan (1)

20+ Games

Harris (3), Masic (3), Robertson (3), Koroma (2)

30+ Games

Masic (1), Robertson (1)

10+ Assist Games

Robertson (1)

10+ Rebound Games

Harris (5), Jordan (1), Koroma (1), Yamanouchi-Williams (1)

Double-Doubles

Harris (4), Jordan (1), Koroma (1), Robertson (1), Yamanouchi-Williams (1)

LAST TIME A PILOT...

Scored 25+:.....Vukasin Masic (32 at UND, 12/9/23)
 Scored 30+:.....Tyler Robertson (34 at SCU, 1/20/24)
 15+ FTs:.....Tyler Robertson (16 at SCU, 1/20/24)
 20+ FTs:.....Tyler Robertson (22 vs PSU, 11/11/22)
 5+ 3-Ptrs:.....Juanse Gorosito (5 vs TEM, 12/24/23)
 7+ 3-Ptrs:.....D'Marques Tyson (7 at USD, 2/25/17)
 12+ Rebs:.....Tyler Harris (12 vs UCR, 11/12/23)
 15+ Rebs:.....Kristian Sjolund (18 at USF, 2/8/22)
 20+ Rebs:.....Rick Raivio (20 at Air Force, 1/18/79)
 10+ Assists:.....Tyler Robertson (10 vs L&C, 11/8/23)
 5+ Steals:.....Chase Adams (5 at PEP, 1/16/21)
 5+ Blocks:.....Kristian Sjolund (5 vs LMU, 2/12/22)

2023-24 ROSTER

NO.	PLAYER	PRONUNCIATION	POS.	HT.	WT.	CL./EI.	HOMETOWN/PREVIOUS SCHOOL
0	Vukasin Masic*	voo-KAW-shin MOSS-ich	G	6-5	210	Sr./So.	Belgrade, Serbia (Hoosac School/Hofstra/Maine)
1	Thomas Oosterbroek	OAST-uhr-brook	F	6-8	220	Jr./So.	Amsterdam, Netherlands (Brentwood School-CA/Miami)
2	Tyler Robertson		G/F	6-6	235	Sr./Sr.	Melbourne, Australia (Box Hill Senior Secondary/EWU)
3	Yuto Yamanouchi-Williams	YOO-toh YAH-muh-NOO-cheef	F	6-10	230	So./So.	Aizuwakamatsu, Japan (Ribet Acad.-CA/Lamar)
4	Juanse Gorosito	wahn-say GOR-oh-see-tow	G	6-0	185	So/So.	Ceres Santa Fe, Argentina (Denver Prep-CO)
5	Chris Austin*		G	6-4	210	Gr./Jr.	Pasadena, Calif. (Maranatha HS/Fordham)
10	Coleman Lemke*		G	6-8	190	Jr./So.	Las Vegas, Nev. (Faith Lutheran HS)
11	Vincent Delano#		G	6-2	175	Fr./Fr.	Phoenix, Ariz. (Arizona Compass Prep)
12	Kelson Gebbers#		G	6-7	200	Fr./Fr.	Brewster, Wash. (Brewster HS)
13	Jude Harris#		G	6-5	205	Fr./Fr.	Manhattan Beach, Calif. (Salesian HS)
15	Tyler Harris		G	6-8	190	Fr./Fr.	Hayward, Calif. (Granada HS)
20	Drew Stack*		G	6-3	200	So./Fr.	Madison, N.J. (Madison HS)
21	Noah Jordan		F	6-8	200	Gr./Sr.	Indianapolis, Ind. (Indianapolis Metro/West Virginia St.)
22	Cyprian Hyde#		F	6-11	235	Fr./Fr.	Oceanside, Calif. (Vista HS)
23	Vasilije Vucinic	VAW-see-lee VOO-chin-ich	F	6-11	250	Jr./Jr.	Bijelo Polje, Montenegro
24	Bol Dengdit*	dang-dit	F	6-11	210	So./Fr.	Melbourne, Australia (NBA Global Academy)
33	Andrew Younan*	YO-nin	G	6-5	195	So./Fr.	Westlake Village, Calif. (Viewpoint HS)

* Utilized Redshirt Season

Redshirting the 2023-24 Season

Head Coach: Shantay Legans (shawn-tay leg-uhns, 3rd year, Fresno State '04)

Associate Head Coach: Bobby Suarez (3rd year)


Assistant Coaches: T.J. Lipold (LIP-old, 3rd year), Arturo Ormond (1st year)

Director of Basketball Operations: Brock Stephenson (2nd year)

2023-24 TV / RADIO ROSTER



0 Vukasin Masic
G • 6-5 • 210 • RS-SO
Belgrade, Serbia



1 Thomas Oosterbroek
F • 6-8 • 210 • RS-SO
Amsterdam, Netherlands



2 Tyler Robertson
G/F • 6-6 • 235 • SR
Melbourne, Australia



3 Yuto Yamanouchi-Williams
F • 6-10 • 230 • SO
Aizuwakamatsu, Japan



4 Juanse Gorosito
G • 6-0 • 185 • FR
Ceres Santa Fe, Argentina




5 Chris Austin
G • 6-4 • 210 • RS-JR
Pasadena, Calif.




10 Coleman Lemke
G • 6-8 • 190 • RS-SO
Las Vegas, Nev.



11 Vincent Delano
G • 6-2 • 175 • FR
Phoenix, Ariz.



12 Kelson Gebbers
G • 6-7 • 200 • FR
Brewster, Wash.



13 Jude Harris
G • 6-5 • 205 • FR
Manhattan Beach, Calif.



15 Tyler Harris
G • 6-8 • 190 • FR
Hayward, Calif.



20 Drew Stack
G • 6-3 • 175 • RS-FR
Madison, N.J.



21 Noah Jordan
F • 6-8 • 200 • SR
Indianapolis, Ind.



22 Cyprian Hyde
F • 6-11 • 235 • FR
Oceanside, Calif.



23 Vasilije Vucinic
F • 6-10 • 225 • JR
Bijelo Polje, Montenegro



24 Bol Dengdit
F • 6-11 • 200 • RS-FR
Melbourne, Australia



33 Andrew Younan
G • 6-4 • 175 • RS-FR
Westlake Village, Calif.



Shantay Legans
Head Coach



Bobby Suarez
Associate Head Coach



TJ Lipold
Assistant Coach



Arturo Ormond
Assistant Coach

HEAD COACH SHANTAY LEGANS



Shantay Legans was hired in March of 2021 after he led Eastern Washington to the 2021 NCAA Tournament. Legans carried that winning pedigree to The Bluff where he guided the Pilots to 19 wins and the program's first postseason victory at the NCAA level in 2022. Legans matched the fourth-most wins in a season since Portland joined the Division I ranks in 1958. Other highlights from his inaugural season at Portland included a road win against NCAA Tournament participant San Francisco, a 7-7 West Coast Conference record, and a six-game win streak late in the season. Legans and the Pilots battled injuries to finish 14-19 overall in 2021-22 with notable wins against Villanova, San Francisco and San Diego in the opening round of the WCC Tournament.

Legans' teams have made their marks on the UP record books setting single-season total points records in both 2021-22 (2,524) and also 2022-23 (2,566). The 2021-22 Pilots also established a new free throw percentage record (.791), while last year's 317 three-pointers made shattered the previous record of 289 (2016-17).

The Pilots set a single game scoring record in a 122-78 victory over Willamette on Nov. 11, 2021, eclipsing the 115 scored against St. Martin's in 1978. Portland also broke the program's single game three-pointers made record with 18 against VMI on Dec. 3, 2021. Individually, Tyler Robertson broke the school record for free throws made when he converted 22-of-24 against Portland State on Nov. 11, 2022. He also set the program single-game assists record with 15 against New Orleans on Dec. 10, 2022. Mike Meadows and Robertson also became the first Pilots to ever record triple-doubles. Meadows had one against Willamette on Nov. 11, 2021, while Robertson posted a remarkable 31-point, 11-rebound, 11-assist triple-double in a Feb. 12, 2022 win over LMU. He added another triple-double last season with 12 points, 10 rebounds and 12 assists against Multnomah on Nov. 30.

SUCCESS AT EASTERN WASHINGTON

Legans helped lead the Eagles to five of the program's seven all-time postseason appearances during his 12 years on staff. In his four years as head coach in Cheney, he compiled the best overall (.605) and conference (.726) winning percentages in school history. As head coach, he also guided the Eagles to an NCAA Tournament appearance, Big Sky Coach of the Year honor and two conference championships. Legans' .726 conference winning percentage is the best in the Big Sky in the last 30 years and second best all-time among coaches with at least four years in the league. In his final season, Legans piloted the Eagles to their third NCAA Tournament appearance after winning the Big Sky Tournament. At the NCAA Tournament, the Eagles led third seeded Kansas by double digits in the second half before falling 93-84. He was one of 25 finalists for the 2021 Skip Prosser Man of the Year Award which goes to a coach who not only achieves success on the court but who displays moral integrity off the floor. Legans was also among the 25 finalists for the Ben Jobe Award presented to the top NCAA Division I minority coach. He was ranked 11th on ESPN's "40 Under 40" list of the top 40 college basketball coaches under the age of 40 in 2020. In addition to the Eagles' success on the floor, his teams achieved a team GPA of 3.40 or above in each of his four seasons as head coach.

PLAYING CAREER

Raised in Goleta, Calif., Legans was a star prep player at Dos Pueblos High School and then a three-year starting point guard at the University of California from 1999-02. He led the Golden Bears to a pair of NCAA Tournaments and 61 wins before transferring to Fresno State for his final year of eligibility. He earned Western Athletic Conference Newcomer of the Year honors for the Bulldogs in 2004. Legans had a professional playing career in the Netherlands and with the Santa Barbara Breakers of the International Basketball League before transitioning to start his coaching career.

EDUCATION AND FAMILY

Legans is a 2004 graduate of Fresno State and is married to former Eastern Washington women's basketball player, Tatjana Sparavalo. The couple have two children: daughter Zola Lee (6) and son Maksim (Mak) Lee (5).

LEGANS' COACHING RECORD

Season	Team	Overall	Conference	Standing	Postseason
2017-18	Eastern Washington	20-15	13-5	T-3rd	CBI first round
2018-19	Eastern Washington	16-18	12-8	3rd	
2019-20	Eastern Washington	23-8	16-4	1st	Postseason cancelled
2020-21	Eastern Washington	16-8	12-3	T-2nd	NCAA first round
Eastern Washington Totals:		75-49 (.605)	53-20 (.726)		
2021-22	Portland	19-15	7-7	6th	TBC
2022-23	Portland	14-19	5-11	T-8th	
2023-24	Portland	7-12	1-3		
Portland Totals:		40-46 (.465)	13-21 (.382)		
Combined Totals:		115-95 (.548)			

2023-24 OVERALL STATS



2023-24 Portland Men's Basketball Combined Team Statistics All games

 Page 1/1
as of Jan 23, 2024

Game Records

Record	Overall	Home	Away	Neutral
ALL GAMES	7-12	6-2	1-7	0-3
CONFERENCE	1-3	1-0	0-3	0-0
NON-CONFERENCE	6-9	5-2	1-4	0-3

Score by Periods

Team	1st	2nd	OT	TOT
Portland	661	736	0	1397
Opponents	716	807	0	1523

Team Box Score

No.	Player				Total		3-Point		F-Throw		Rebounds											
		GP-GS	MIN	AVG	FG-FGA	FG%	3FG-3FGA	3FG%	FT-FTA	FT%	OFF	DEF	TOT	AVG	PF	DQ	A	TO	BLK	STL	PTS	AVG
2	ROBERTSON, Tyler	19-19	662:08	34.8	113-230	.491	38-98	.388	56-70	.800	14	57	71	3.7	42	0	74	48	3	17	320	16.8
3	YAMANOUCI-WILLIAMS, Yuto	4-4	90:35	22.6	18-36	.500	10-25	.400	5-12	.417	8	21	29	7.3	13	1	2	8	2	0	51	12.8
15	HARRIS, Tyler	18-18	609:35	33.9	75-160	.469	17-43	.395	55-80	.688	27	109	136	7.6	34	0	22	36	18	18	222	12.3
0	MASIC, Vukasin	18-18	550:51	30.6	74-158	.468	29-72	.403	33-43	.767	7	57	64	3.6	17	0	43	31	1	12	210	11.7
14	KOROMA, Alimamy	12-5	222:38	18.6	46-82	.561	4-13	.308	20-27	.741	11	39	50	4.2	28	0	8	18	7	4	116	9.7
5	AUSTIN, Chris	19-17	474:36	25.0	58-126	.460	19-54	.352	15-21	.714	22	24	46	2.4	46	2	27	28	1	14	150	7.9
4	GOROSITO, Juan Sebastian	19-3	447:38	23.6	35-113	.310	31-97	.320	13-19	.684	2	35	37	1.9	42	2	51	33	0	18	114	6.0
23	VUCINIC, Vasilije	17-10	239:42	14.1	31-58	.534	1-4	.250	24-39	.615	23	37	60	3.5	28	0	11	18	8	1	87	5.1
24	DENGDIT, Bol	17-1	191:37	11.3	18-54	.333	8-33	.242	15-24	.625	11	27	38	2.2	12	0	9	8	0	1	59	3.5
21	JORDAN, Noah	11-0	153:42	14.0	13-40	.325	4-23	.174	7-11	.636	11	31	42	3.8	23	1	10	7	6	5	37	3.4
1	OOSTERBROEK, Thomas	10-0	124:43	12.5	6-23	.261	1-11	.091	11-14	.786	2	18	20	2.0	22	2	11	11	3	2	24	2.4
10	LEMKE, Coleman	7-0	20:03	2.9	1-6	.167	1-5	.200	4-7	.571	0	2	2	0.3	5	0	0	0	0	1	7	1.0
20	STACK, Drew	5-0	07:18	1.5	0-2	.000	0-2	.000	0-0	.000	0	1	1	0.2	1	0	1	2	0	0	0	0.0
33	YOUNAN, Andrew	3-0	04:54	1.6	0-3	.000	0-2	.000	0-0	.000	0	0	0	0.0	1	0	0	0	0	0	0	0.0
Team											35	29	64					8				
Total		19	3800		488-1091	.447	163-482	.338	258-367	.703	173	487	660	34.7	314	8	269	256	49	93	1397	73.5
Opponents		19	3800		554-1211	.457	199-552	.361	216-311	.695	206	485	691	36.4	353	8	322	195	41	129	1523	80.2

Team Statistics

	UP	OPP
Scoring	1397	1523
Points per game	73.5	80.2
Scoring margin	-6.6	-
Field goals-att	488-1091	554-1211
Field goal pct	.447	.457
3 point fg-att	163-482	199-552
3-point FG pct	.338	.361
3-pt FG made per game	8.6	10.5
Free throws-att	258-367	216-311
Free throw pct	.703	.695
F-Throws made per game	13.6	11.4
Rebounds	660	691
Rebounds per game	34.7	36.4
Rebounding margin	-1.6	-
Assists	269	322
Assists per game	14.2	16.9
Turnovers	256	195
Turnovers per game	13.5	10.3
Turnover margin	-3.2	-
Assist/turnover ratio	1.1	1.7
Steals	93	129
Steals per game	4.9	6.8
Blocks	49	41
Blocks per game	2.6	2.2
Winning streak	0	-
Home win streak	1	-
Attendance	8367	24184
Home games-Avg/Game	8-1046	8-3023
Neutral site-Avg/Game	-	3-4590

Team Results

Date	Opponent		Score	Att.
11/06/2023	Long Beach St.	W	78-73	1073
11/08/2023	Lewis & Clark	W	89-72	1007
11/12/2023	UC Riverside	W	76-65	1187
11/15/2023	Tennessee St.	L	65-75	923
11/18/2023	at Nevada	L	83-108	7254
11/25/2023	Willamette	W	107-84	821
11/28/2023	at Portland St.	L	74-75	1483
12/01/2023	Wyoming	W	81-70	1076
12/03/2023	Air Force	L	58-80	1043
12/07/2023	at North Dakota St.	L	67-78	1234
12/09/2023	at North Dakota	W	83-72	1501
12/16/2023	vs Grand Canyon	L	63-91	4509
12/21/2023	at Hawaii	L	56-69	5290
12/22/2023	vs Massachusetts	L	78-100	4919
12/24/2023	vs Temple	L	54-55	4342
01/06/2024	Pacific	W	78-64	1237
01/11/2024	at Saint Mary's (CA)	L	52-95	3373
01/13/2024	at San Francisco	L	69-96	2013
01/20/2024	at Santa Clara	L	86-101	2036

2023-24 WCC STATS



2023-24 Portland Men's Basketball Combined Team Statistics In Conference games

 Page 1/1
as of Jan 23, 2024

Game Records

Record	Overall	Home	Away	Neutral
ALL GAMES	1-3	1-0	0-3	0-0
CONFERENCE	1-3	1-0	0-3	0-0
NON-CONFERENCE	0-0	0-0	0-0	0-0

Score by Periods

Team	1st	2nd	OT	TOT
Portland	133	152	0	285
Opponents	175	181	0	356

Team Box Score

No.	Player				Total		3-Point		F-Throw		Rebounds													
		GP-GS	MIN	AVG	FG-FGA	FG%	3FG-3FGA	3FG%	FT-FTA	FT%	OFF	DEF	TOT	AVG	PF	DQ	A	TO	BLK	STL	PTS	AVG		
2	ROBERTSON, Tyler	4-4	134:24	33.6	23-46	.500	9-19	.474	20-24	.833	6	9	15	3.8	12	0	16	7	0	6	75	18.8		
3	YAMANOUCHI-WILLIAMS, Yuto	4-4	90:35	22.6	18-36	.500	10-25	.400	5-12	.417	8	21	29	7.3	13	1	2	8	2	0	51	12.8		
0	MASIC, Vukasin	4-4	143:34	35.9	14-38	.368	4-17	.235	6-8	.750	1	11	12	3.0	1	0	12	5	0	1	38	9.5		
4	GOROSITO, Juan Sebastian	4-2	111:12	27.8	11-28	.393	9-23	.391	3-6	.500	0	9	9	2.3	12	0	11	12	0	2	34	8.5		
15	HARRIS, Tyler	3-3	98:28	32.8	9-27	.333	1-4	.250	6-8	.750	6	13	19	6.3	4	0	6	3	1	1	25	8.3		
24	DENGDI, Bol	4-1	101:28	25.4	11-23	.478	5-12	.417	6-14	.429	4	13	17	4.3	7	0	5	2	0	0	33	8.3		
5	AUSTIN, Chris	4-2	89:57	22.5	10-22	.455	5-11	.455	2-4	.500	3	6	9	2.3	6	0	4	4	0	1	27	6.8		
23	VUCINIC, Vasilije	2-0	14:52	7.4	1-3	.333	0-1	.000	0-0	.000	0	0	0	0.0	2	0	0	0	0	0	2	1.0		
20	STACK, Drew	2-0	00:39	0.3	0-0	.000	0-0	.000	0-0	.000	0	0	0	0.0	0	0	0	0	0	0	0	0.0		
33	YOUNAN, Andrew	1-0	00:38	0.6	0-1	.000	0-0	.000	0-0	.000	0	0	0	0.0	0	0	0	0	0	0	0	0.0		
10	LEMKE, Coleman	2-0	09:00	4.5	0-3	.000	0-2	.000	0-0	.000	0	1	1	0.5	1	0	0	0	0	1	0	0.0		
1	OOSTERBROEK, Thomas	1-0	05:13	5.2	0-1	.000	0-0	.000	0-0	.000	0	0	0	0.0	0	0	0	0	0	0	0	0.0		
Team											8	3	11					2						
Total		4	800		97-228	.425	43-114	.377	48-76	.632	36	86	122	30.5	58	1	56	43	3	12	285	71.3		
Opponents		4	800		134-264	.508	50-133	.376	38-56	.679	51	111	162	40.5	73	1	79	33	12	25	356	89.0		

Team Statistics

	UP	OPP
Scoring	285	356
Points per game	71.3	89.0
Scoring margin	-17.8	-
Field goals-att	97-228	134-264
Field goal pct	.425	.508
3 point fg-att	43-114	50-133
3-point FG pct	.377	.376
3-pt FG made per game	10.8	12.5
Free throws-att	48-76	38-56
Free throw pct	.632	.679
F-Throws made per game	12.0	9.5
Rebounds	122	162
Rebounds per game	30.5	40.5
Rebounding margin	-10.0	-
Assists	56	79
Assists per game	14.0	19.8
Turnovers	43	33
Turnovers per game	10.8	8.3
Turnover margin	-2.5	-
Assist/turnover ratio	1.3	2.4
Steals	12	25
Steals per game	3.0	6.3
Blocks	3	12
Blocks per game	0.8	3.0
Winning streak	0	-
Home win streak	1	-
Attendance	1237	7422
Home games-Avg/Game	1-1237	3-2474
Neutral site-Avg/Game	-	0-0

Team Results

Date	Opponent		Score	Att.
01/06/2024	Pacific	W	78-64	1237
01/11/2024	at Saint Mary's (CA)	L	52-95	3373
01/13/2024	at San Francisco	L	69-96	2013
01/20/2024	at Santa Clara	L	86-101	2036

PORTLAND NATIONAL RANKINGS (THRU JAN. 18)

Statistic	National Rank	Conference Rank	Value	National Leader	Value	Conference Leader	Value
Assist/Turnover Ratio (351 ranked)	208	7	1.05	Iowa	1.99	Gonzaga	1.50
Assists Per Game (351 ranked)	125	6	14.2	Kansas	20.8	Gonzaga	16.8
Bench Points per game (351 ranked)	299	9	15.53	Cornell	38.06	San Diego	27.05
Blocks Per Game (351 ranked)	292	8	2.6	Bryant	6.7	Saint Mary's (CA)	4.6
Effective FG pct (351 ranked)	134	4	0.522	Indiana St.	0.614	San Francisco	0.570
Fastbreak Points (351 ranked)	244	6	8.47	TCU	22.22	Gonzaga	16.11
Field Goal Percentage (351 ranked)	184	5	44.7	Wright St.	53.5	Gonzaga	50.4
Field Goal Percentage Defense (351 ranked)	303	7	45.7	Houston	34.3	Saint Mary's (CA)	39.0
Fouls Per Game (351 ranked)	148	3	16.5	Creighton	11.1	Gonzaga	16.1
Free Throw Attempts Per Game (351 ranked)	181	4	19.3	Winthrop	28.5	LMU (CA)	20.2
Free Throw Percentage (351 ranked)	220	4	70.3	Villanova	81.8	San Francisco	76.5
Free Throws Made Per Game (351 ranked)	191	3	13.6	Tulane	20.7	LMU (CA)	15.0
Rebound Margin (351 ranked)	272	8	-1.6	Arizona	13.1	Saint Mary's (CA)	12.4
Rebounds (Defensive) Per Game (351 ranked)	163	5	25.63	App State	31.26	Gonzaga	29.72
Rebounds (Offensive) Per Game (351 ranked)	280	8	9.11	Texas A&M	18.89	Saint Mary's (CA)	14.45
Rebounds Per Game (351 ranked)	244	7	34.74	Florida	44.67	Gonzaga	42.28
Scoring Defense (351 ranked)	338	9	80.2	Houston	51.0	Saint Mary's (CA)	58.7
Scoring Margin (351 ranked)	320	8	-6.6	Houston	22.9	Gonzaga	17.6
Scoring Offense (351 ranked)	212	4	73.5	Kentucky	91.6	Gonzaga	85.6
Steals Per Game (351 ranked)	325	7	4.9	UTEP	11.9	San Francisco	8.8
Three Point Attempts Per Game (351 ranked)	54	1	25.4	North Florida	34.9	Portland	25.4
Three Point Percentage (351 ranked)	187	6	33.8	Indiana St.	41.5	Santa Clara	37.2
Three Point Percentage Defense (351 ranked)	315	8	36.1	SMU	25.6	San Francisco	30.8
Three Pointers Per Game (351 ranked)	73	2	8.6	North Florida	12.7	Santa Clara	8.8
Turnover Margin (351 ranked)	333	9	-3.2	Houston Iowa St.	7.7 7.7	San Francisco	2.9
Turnovers Forced Per Game (351 ranked)	319	8	10.26	UTEP	19.26	San Francisco	15.00
Turnovers Per Game (351 ranked)	285	8	13.5	Virginia	8.2	Saint Mary's (CA)	11.2
Winning Percentage (350 ranked)	288	8	36.8	Princeton	93.8	San Francisco	75.0

Statistic	Player	National Rank	Conference Rank	Value	National Leader	Value	Conference Leader	Value
Assist/Turnover Ratio (350 ranked)	Tyler Robertson	260	8	1.54	Tre Holloman, Michigan St.	5.45	Ryan Nembhard, Gonzaga	2.80
Assists (337 ranked)	Tyler Robertson	132	5	74	Savion Lewis, Quinnipiac Braden Smith, Purdue	136 136	Ryan Nembhard, Gonzaga	115
Assists Per Game (347 ranked)	Tyler Robertson	156	4	3.9	Elijah Hawkins, Minnesota	7.8	Ryan Nembhard, Gonzaga	6.4
Blocks (321 ranked)	Tyler Harris	254	6	18	Isaiah Cozart, Eastern Ky.	68	Mitchell Saxen, Saint Mary's (CA)	31
Blocks Per Game (349 ranked)	Tyler Harris	241	4	1.00	Isaiah Cozart, Eastern Ky.	4.00	Mitchell Saxen, Saint Mary's (CA)	1.55
Double Doubles (392 ranked)	Tyler Harris Tyler Robertson Alimamy Koroma Noah Jordan Yuto Yamanouchi-Williams	101 392 392 392 392	5 9 9 9 9	4 1 1 1 1	Vonterius Woolbright, Western Caro.	16	Michael Ajayi, Pepperdine	11
Field Goal Attempts (340 ranked)	Tyler Robertson	169	5	230	Tyler Thomas, Hofstra	365	Michael Ajayi, Pepperdine	292
Field Goal Percentage (349 ranked)	Tyler Robertson	136	4	49.1	Vladislav Goldin, Fla. Atlantic	69.5	Jonathan Mogbo, San Francisco	68.0
Field Goals (334 ranked)	Tyler Robertson	93	3	113	Tommy Bruner, Denver	161	Michael Ajayi, Pepperdine	135
Free Throw Attempts (332 ranked)	Tyler Harris	235	5	80	Zach Edey, Purdue	195	Wayne McKinney III, San Diego	100
Free Throw Percentage (350 ranked)	Tyler Robertson	206	4	80.0	Lonnell Martin, Ark.-Pine Bluff	98.3	Deuce Turner, San Diego	86.5
Free Throws (338 ranked)	Tyler Robertson Tyler Harris	299 311	6 7	56 55	Drew Pember, UNC Asheville	151	Adama Bal, Santa Clara	77
Minutes Per Game (350 ranked)	Tyler Robertson Tyler Harris	49 117	1 4	34:51 33:52	Ethan Taylor, Air Force	39:03	Tyler Robertson, Portland	34:51
Points (344 ranked)	Tyler Robertson	102	3	320	Tommy Bruner, Denver	504	Michael Ajayi, Pepperdine	360
Points Per Game (345 ranked)	Tyler Robertson	136	2	16.8	Tommy Bruner, Denver	25.2	Michael Ajayi, Pepperdine	17.1
Rebounds (344 ranked)	Tyler Harris	137	5	136	Vonterius Woolbright, Western Caro.	240	Jonathan Mogbo, San Francisco	210
Rebounds (Defensive) Per Game (347 ranked)	Tyler Harris	60	3	6.06	Vonterius Woolbright, Western Caro.	10.21	Michael Ajayi, Pepperdine	7.10
Rebounds (Offensive) Per Game (350 ranked)					Drew Cisse, Western Ill.	4.63	Mitchell Saxen, Saint Mary's (CA)	4.25
Rebounds Per Game (349 ranked)	Tyler Harris	131	4	7.6	Enrique Freeman, Akron	12.9	Jonathan Mogbo, San Francisco	10.5
Steals (335 ranked)					Arturo Dean, FIU	74	Jonathan Mogbo, San Francisco	36
Steals Per Game (342 ranked)					Arturo Dean, FIU	3.89	Jonathan Mogbo, San Francisco	1.80
Three Point Attempts (348 ranked)	Tyler Robertson Juan Sebastian Gorosito	274 288	10 12	98 97	Tyler Thomas, Hofstra	198	Aidan Mahaney, Saint Mary's (CA)	140
Three Point Percentage (108 ranked)					Koby Brea, Dayton	49.5	Dominick Harris, LMU (CA)	43.2
Three Pointers Per Game (335 ranked)	Tyler Robertson	255	6	2.00	Tyler Thomas, Hofstra	3.79	Dominick Harris, LMU (CA)	2.68
Total 3-point FGM (325 ranked)	Tyler Robertson	211	6	38	Tyler Thomas, Hofstra	72	Dominick Harris, LMU (CA) Aidan Mahaney, Saint Mary's (CA)	51 51
Triple Doubles (3 ranked)					Kevin McCullar Jr., Kansas Kevin Cross, Tulane	2 2		



2023-24 Portland Men's Basketball
Individual Game-by-Game
All games

Page 1/14
as of Jan 23, 2024

#0 MASIC, Vukasin

Opponent	Date	GS	MIN	Total		3-Pointers		Free throws		Rebounds				PF	A	TO	BLK	STL	PTS	AVG
				FG-FGA	PCT	3FG-3FGA	PCT	FT-FTA	PCT	OFF	DEF	TOT	AVG							
Long Beach St.	11/06/2023	*	34:33	7-12	.583	4-7	.571	7-8	.875	2	5	7	7.0	2	4	2	0	2	25	25.0
Lewis & Clark	11/08/2023	*	26:21	6-9	.667	2-4	.500	0-0	.000	0	4	4	5.5	1	1	3	0	1	14	19.5
UC Riverside	11/12/2023	*	30:38	2-5	.400	1-3	.333	3-3	1.000	1	5	6	5.7	1	4	3	0	0	8	15.7
Tennessee St.	11/15/2023	*	30:06	5-9	.556	3-5	.600	2-3	.667	0	4	4	5.3	1	0	3	0	1	15	15.5
at Nevada	11/18/2023	*	31:33	3-9	.333	1-3	.333	0-0	.000	0	1	1	4.4	0	4	0	0	1	7	13.8
Willamette	11/25/2023	*	24:16	1-3	.333	1-1	1.000	0-0	.000	0	2	2	4.0	1	3	1	1	0	3	12.0
at Portland St.	11/28/2023	*	31:10	5-9	.556	1-5	.200	1-1	1.000	1	3	4	4.0	1	0	0	0	0	12	12.0
Wyoming	12/01/2023	*	27:33	1-4	.250	1-2	.500	1-2	.500	1	1	2	3.8	2	1	3	0	1	4	11.0
Air Force	12/03/2023	*	24:59	5-8	.625	1-4	.250	0-0	.000	0	3	3	3.7	2	1	4	0	1	11	11.0
at North Dakota St.	12/07/2023	*	26:23	2-8	.250	1-3	.333	2-5	.400	1	5	6	3.9	1	5	3	0	1	7	10.6
at North Dakota	12/09/2023	*	36:44	10-16	.625	4-8	.500	8-9	.889	0	5	5	4.0	1	4	0	0	1	32	12.5
vs Grand Canyon	12/16/2023	*	31:19	4-13	.308	2-7	.286	2-3	.667	0	4	4	4.0	3	1	1	0	0	12	12.5
at Hawaii	12/21/2023	*	37:23	7-13	.538	3-3	1.000	1-1	1.000	0	3	3	3.9	0	1	1	0	1	18	12.9
vs Massachusetts	12/22/2023	*	14:19	2-2	1.000	0-0	.000	0-0	.000	0	1	1	3.7	0	2	2	0	1	4	12.3
Pacific	01/06/2024	*	35:51	1-7	.143	0-6	.000	0-0	.000	0	4	4	3.7	0	3	2	0	1	2	11.6
at Saint Mary's (CA)	01/11/2024	*	32:06	5-9	.556	0-1	.000	0-2	.000	1	1	2	3.6	1	6	1	0	0	10	11.5
at San Francisco	01/13/2024	*	37:36	7-17	.412	3-6	.500	4-4	1.000	0	3	3	3.6	0	2	1	0	0	21	12.1
at Santa Clara	01/20/2024	*	38:01	1-5	.200	1-4	.250	2-2	1.000	0	3	3	3.6	0	1	1	0	0	5	11.7
Totals		18	550:51	74-158	.468	29-72	.403	33-43	.767	7	57	64	3.6	17	43	31	1	12	210	11.7

Player Averages

Games Played	Minutes/game	Points/game	FG Pct	3FG Pct	FT Pct	Rebounds/game	Assists/game	Turnovers/game	Assist/Turnover ratio	Steals/game	Blocks/game
18	30.6	11.7	46.8	40.3	76.7	3.6	2.4	1.7	1.4	0.7	0.1



2023-24 Portland Men's Basketball
Individual Game-by-Game
All games

Page 2/14
as of Jan 23, 2024

#1 OOSTERBROEK, Thomas

Opponent	Date	GS	MIN	Total		3-Pointers		Free throws		Rebounds											
				FG-FGA	PCT	3FG-3FGA	PCT	FT-FTA	PCT	OFF	DEF	TOT	AVG	PF	A	TO	BLK	STL	PTS	AVG	
UC Riverside	11/12/2023		06:20	1-1	1.000	0-0	.000	0-0	.000	0	1	1	1.0	2	0	1	1	0	2	2.0	
Tennessee St.	11/15/2023		08:34	0-1	.000	0-0	.000	0-0	.000	1	0	1	1.0	2	1	2	0	1	0	1.0	
at Nevada	11/18/2023		10:03	1-1	1.000	0-0	.000	1-2	.500	0	2	2	1.3	5	1	2	0	0	3	1.7	
Willamette	11/25/2023		13:44	1-7	.143	1-5	.200	3-4	.750	0	3	3	1.8	0	2	1	0	0	6	2.8	
at North Dakota	12/09/2023		10:26	2-3	.667	0-1	.000	3-3	1.000	0	2	2	1.8	2	1	0	0	0	7	3.6	
vs Grand Canyon	12/16/2023		15:28	0-2	.000	0-1	.000	2-2	1.000	0	2	2	1.8	5	0	1	2	0	2	3.3	
at Hawaii	12/21/2023		17:38	1-3	.333	0-1	.000	2-3	.667	1	1	2	1.9	1	1	0	0	0	4	3.4	
vs Massachusetts	12/22/2023		21:56	0-2	.000	0-2	.000	0-0	.000	0	1	1	1.8	1	3	0	0	0	0	3.0	
vs Temple	12/24/2023		15:21	0-2	.000	0-1	.000	0-0	.000	0	6	6	2.2	4	2	4	0	1	0	2.7	
at Saint Mary's (CA)	01/11/2024		05:13	0-1	.000	0-0	.000	0-0	.000	0	0	0	2.0	0	0	0	0	0	0	2.4	
Totals		0	124:43	6-23	.261	1-11	.091	11-14	.786	2	18	20	2.0	22	11	11	3	2	24	2.4	

Player Averages

Games Played	Minutes/ game	Points/ game	FG Pct	3FG Pct	FT Pct	Rebounds/ game	Assists/ game	Turnovers/ game	Assist/Turnover ratio	Steals/ game	Blocks/ game
10	12.5	2.4	26.1	9.1	78.6	2.0	1.1	1.1	1.0	0.2	0.3



2023-24 Portland Men's Basketball
Individual Game-by-Game
All games

Page 3/14
as of Jan 23, 2024

#2 ROBERTSON, Tyler

Opponent	Date	GS	MIN	Total		3-Pointers		Free throws		Rebounds				PF	A	TO	BLK	STL	PTS	AVG
				FG-FGA	PCT	3FG-3FGA	PCT	FT-FTA	PCT	OFF	DEF	TOT	AVG							
Long Beach St.	11/06/2023	*	35:56	5-13	.385	1-7	.143	2-3	.667	0	1	1	1.0	1	4	3	0	0	13	13.0
Lewis & Clark	11/08/2023	*	34:36	6-15	.400	1-7	.143	1-2	.500	1	5	6	3.5	0	10	2	0	0	14	13.5
UC Riverside	11/12/2023	*	33:33	6-11	.545	3-3	1.000	3-4	.750	0	4	4	3.7	1	1	2	0	0	18	15.0
Tennessee St.	11/15/2023	*	37:29	8-16	.500	2-9	.222	6-9	.667	0	7	7	4.5	3	5	3	0	3	24	17.3
at Nevada	11/18/2023	*	33:29	5-14	.357	1-5	.200	2-4	.500	2	1	3	4.2	4	7	0	0	1	13	16.4
Willamette	11/25/2023	*	22:05	6-8	.750	3-4	.750	2-2	1.000	0	1	1	3.7	0	6	1	0	0	17	16.5
at Portland St.	11/28/2023	*	38:53	12-23	.522	1-6	.167	3-3	1.000	0	5	5	3.9	2	4	2	0	1	28	18.1
Wyoming	12/01/2023	*	37:40	3-7	.429	1-3	.333	5-5	1.000	0	4	4	3.9	4	5	5	0	2	12	17.4
Air Force	12/03/2023	*	35:44	4-6	.667	4-5	.800	2-2	1.000	0	2	2	3.7	1	5	5	0	1	14	17.0
at North Dakota St.	12/07/2023	*	38:52	6-12	.500	2-3	.667	1-1	1.000	2	3	5	3.8	3	1	3	0	1	15	16.8
at North Dakota	12/09/2023	*	31:31	6-11	.545	3-6	.500	1-2	.500	0	2	2	3.6	3	3	2	0	1	16	16.7
vs Grand Canyon	12/16/2023	*	35:10	5-13	.385	3-7	.429	4-4	1.000	0	2	2	3.5	1	2	2	1	0	17	16.8
at Hawaii	12/21/2023	*	38:49	4-9	.444	0-3	.000	3-4	.750	1	6	7	3.8	4	1	5	1	1	11	16.3
vs Massachusetts	12/22/2023	*	33:57	7-12	.583	2-4	.500	1-1	1.000	2	3	5	3.9	2	1	4	1	0	17	16.4
vs Temple	12/24/2023	*	40:00	7-14	.500	2-7	.286	0-0	.000	0	2	2	3.7	1	3	2	0	0	16	16.3
Pacific	01/06/2024	*	37:48	8-11	.727	2-4	.500	1-2	.500	2	7	9	4.1	3	8	2	0	3	19	16.5
at Saint Mary's (CA)	01/11/2024	*	29:35	5-8	.625	2-2	1.000	0-0	.000	0	1	1	3.9	3	2	1	0	0	12	16.2
at San Francisco	01/13/2024	*	27:51	3-11	.273	1-7	.143	3-4	.750	3	0	3	3.8	2	2	2	0	0	10	15.9
at Santa Clara	01/20/2024	*	39:10	7-16	.438	4-6	.667	16-18	.889	1	1	2	3.7	4	4	2	0	3	34	16.8
Totals		19	662:08	113-230	.491	38-98	.388	56-70	.800	14	57	71	3.7	42	74	48	3	17	320	16.8

Player Averages

Games Played	Minutes/game	Points/game	FG Pct	3FG Pct	FT Pct	Rebounds/game	Assists/game	Turnovers/game	Assist/Turnover ratio	Steals/game	Blocks/game
19	34.8	16.8	49.1	38.8	80.0	3.7	3.9	2.5	1.5	0.9	0.2



2023-24 Portland Men's Basketball
Individual Game-by-Game
All games

Page 4/14
as of Jan 23, 2024

#3 YAMANOUCHI-WILLIAMS, Yuto

Opponent	Date	GS	MIN	Total		3-Pointers		Free throws		Rebounds				PF	A	TO	BLK	STL	PTS	AVG
				FG-FGA	PCT	3FG-3FGA	PCT	FT-FTA	PCT	OFF	DEF	TOT	AVG							
Pacific	01/06/2024	*	21:18	3-12	.250	2-9	.222	4-5	.800	3	7	10	10.0	4	0	2	1	0	12	12.0
at Saint Mary's (CA)	01/11/2024	*	24:27	5-9	.556	4-7	.571	0-0	.000	1	4	5	7.5	3	0	2	1	0	14	13.0
at San Francisco	01/13/2024	*	21:00	3-7	.429	1-5	.200	1-6	.167	2	6	8	7.7	1	0	1	0	0	8	11.3
at Santa Clara	01/20/2024	*	23:50	7-8	.875	3-4	.750	0-1	.000	2	4	6	7.3	5	2	3	0	0	17	12.8
Totals		4	90:35	18-36	.500	10-25	.400	5-12	.417	8	21	29	7.3	13	2	8	2	0	51	12.8

Player Averages

Games Played	Minutes/game	Points/game	FG Pct	3FG Pct	FT Pct	Rebounds/game	Assists/game	Turnovers/game	Assist/Turnover ratio	Steals/game	Blocks/game
4	22.6	12.8	50.0	40.0	41.7	7.3	0.5	2.0	0.3	0.0	0.5



2023-24 Portland Men's Basketball
Individual Game-by-Game
All games

Page 5/14
as of Jan 23, 2024

#4 GOROSITO, Juan Sebastian

Opponent	Date	GS	MIN	Total		3-Pointers		Free throws		Rebounds				PF	A	TO	BLK	STL	PTS	AVG
				FG-FGA	PCT	3FG-3FGA	PCT	FT-FTA	PCT	OFF	DEF	TOT	AVG							
Long Beach St.	11/06/2023		17:05	0-5	.000	0-5	.000	3-4	.750	0	1	1	1.0	5	2	1	0	2	3	3.0
Lewis & Clark	11/08/2023		23:05	1-4	.250	1-3	.333	0-0	.000	0	3	3	2.0	2	6	4	0	1	3	3.0
UC Riverside	11/12/2023		17:43	0-2	.000	0-1	.000	4-4	1.000	0	1	1	1.7	4	3	1	0	2	4	3.3
Tennessee St.	11/15/2023		21:20	1-5	.200	1-5	.200	2-2	1.000	0	0	0	1.3	0	3	2	0	1	5	3.8
at Nevada	11/18/2023		24:39	5-11	.455	5-10	.500	0-0	.000	0	1	1	1.2	2	2	1	0	0	15	6.0
Willamette	11/25/2023		24:34	2-7	.286	2-7	.286	0-0	.000	0	4	4	1.7	0	5	0	0	3	6	6.0
at Portland St.	11/28/2023		10:38	0-1	.000	0-1	.000	0-0	.000	0	0	0	1.4	1	0	0	0	0	0	5.1
Wyoming	12/01/2023		20:29	2-5	.400	1-3	.333	0-0	.000	0	1	1	1.4	2	3	2	0	1	5	5.1
Air Force	12/03/2023		25:59	1-8	.125	1-7	.143	0-0	.000	0	2	2	1.4	0	3	3	0	1	3	4.9
at North Dakota St.	12/07/2023		26:48	3-3	1.000	2-2	1.000	0-0	.000	0	1	1	1.4	0	2	0	0	1	8	5.2
at North Dakota	12/09/2023		21:36	0-6	.000	0-4	.000	0-0	.000	0	3	3	1.5	1	1	0	0	0	0	4.7
vs Grand Canyon	12/16/2023		16:24	0-3	.000	0-2	.000	0-0	.000	1	1	2	1.6	2	0	0	0	0	0	4.3
at Hawaii	12/21/2023		17:21	0-5	.000	0-4	.000	0-0	.000	0	2	2	1.6	2	0	2	0	2	0	4.0
vs Massachusetts	12/22/2023		29:22	4-9	.444	4-9	.444	0-0	.000	0	1	1	1.6	4	4	2	0	1	12	4.6
vs Temple	12/24/2023	*	39:24	5-11	.455	5-11	.455	1-3	.333	1	5	6	1.9	5	6	3	0	1	16	5.3
Pacific	01/06/2024		22:53	2-6	.333	1-5	.200	0-0	.000	0	2	2	1.9	4	2	2	0	0	5	5.3
at Saint Mary's (CA)	01/11/2024		20:44	1-4	.250	1-4	.250	0-0	.000	0	3	3	1.9	2	1	4	0	1	3	5.2
at San Francisco	01/13/2024	*	29:00	3-4	.750	3-4	.750	1-2	.500	0	1	1	1.9	3	1	3	0	1	10	5.4
at Santa Clara	01/20/2024	*	38:35	5-14	.357	4-10	.400	2-4	.500	0	3	3	1.9	3	7	3	0	0	16	6.0
Totals		3	447:38	35-113	.310	31-97	.320	13-19	.684	2	35	37	1.9	42	51	33	0	18	114	6.0

Player Averages

Games Played	Minutes/ game	Points/ game	FG Pct	3FG Pct	FT Pct	Rebounds/ game	Assists/ game	Turnovers/ game	Assist/Turnover ratio	Steals/ game	Blocks/ game
19	23.6	6.0	31.0	32.0	68.4	1.9	2.7	1.7	1.5	0.9	0.0



2023-24 Portland Men's Basketball
Individual Game-by-Game
All games

Page 6/14
as of Jan 23, 2024

#5 AUSTIN, Chris

Opponent	Date	GS	MIN	Total		3-Pointers		Free throws		Rebounds				PF	A	TO	BLK	STL	PTS	AVG
				FG-FGA	PCT	3FG-3FGA	PCT	FT-FTA	PCT	OFF	DEF	TOT	AVG							
Long Beach St.	11/06/2023	*	23:44	0-5	.000	0-4	.000	2-2	1.000	1	1	2	2.0	1	0	2	0	0	2	2.0
Lewis & Clark	11/08/2023	*	30:34	5-10	.500	1-3	.333	1-1	1.000	1	1	2	2.0	2	1	4	0	1	12	7.0
UC Riverside	11/12/2023	*	28:02	3-6	.500	0-1	.000	2-2	1.000	1	1	2	2.0	1	2	2	0	1	8	7.3
Tennessee St.	11/15/2023	*	19:18	1-4	.250	0-2	.000	0-0	.000	1	0	1	1.8	2	1	1	1	0	2	6.0
at Nevada	11/18/2023	*	08:11	0-1	.000	0-0	.000	0-0	.000	1	0	1	1.6	4	0	0	0	0	0	4.8
Willamette	11/25/2023	*	17:59	7-9	.778	2-3	.667	0-0	.000	1	2	3	1.8	1	1	1	0	0	16	6.7
at Portland St.	11/28/2023	*	33:43	3-6	.500	0-1	.000	0-0	.000	3	0	3	2.0	1	2	1	0	1	6	6.6
Wyoming	12/01/2023	*	29:44	6-10	.600	3-6	.500	2-2	1.000	2	1	3	2.1	3	3	3	0	3	17	7.9
Air Force	12/03/2023	*	29:35	6-11	.545	0-2	.000	3-4	.750	2	0	2	2.1	5	3	1	0	2	15	8.7
at North Dakota St.	12/07/2023	*	29:06	4-10	.400	0-2	.000	0-0	.000	1	1	2	2.1	1	0	0	0	0	8	8.6
at North Dakota	12/09/2023	*	31:32	4-8	.500	2-5	.400	0-0	.000	1	1	2	2.1	4	2	2	0	2	10	8.7
vs Grand Canyon	12/16/2023	*	27:14	4-9	.444	3-5	.600	1-2	.500	0	2	2	2.1	2	4	2	0	3	12	9.0
at Hawaii	12/21/2023	*	20:59	1-4	.250	0-2	.000	1-2	.500	2	2	4	2.2	4	1	3	0	0	3	8.5
vs Massachusetts	12/22/2023	*	26:01	2-8	.250	1-4	.250	1-2	.500	2	1	3	2.3	5	3	0	0	0	6	8.4
vs Temple	12/24/2023	*	28:58	2-3	.667	2-3	.667	0-0	.000	0	5	5	2.5	4	0	2	0	0	6	8.2
Pacific	01/06/2024	*	25:26	4-7	.571	3-5	.600	1-2	.500	3	1	4	2.6	2	1	1	0	0	12	8.4
at Saint Mary's (CA)	01/11/2024	*	23:09	2-3	.667	0-1	.000	1-2	.500	0	2	2	2.5	1	0	3	0	0	5	8.2
at San Francisco	01/13/2024		15:03	2-6	.333	1-3	.333	0-0	.000	0	0	0	2.4	2	1	0	0	0	5	8.1
at Santa Clara	01/20/2024		26:19	2-6	.333	1-2	.500	0-0	.000	0	3	3	2.4	1	2	0	0	1	5	7.9
Totals																				

Player Averages

Games Played	Minutes/ game	Points/ game	FG Pct	3FG Pct	FT Pct	Rebounds/ game	Assists/ game	Turnovers/ game	Assist/Turnover ratio	Steals/ game	Blocks/ game
19	25.0	7.9	46.0	35.2	71.4	2.4	1.4	1.5	1.0	0.7	0.1



2023-24 Portland Men's Basketball
Individual Game-by-Game
All games

Page 7/14
as of Jan 23, 2024

#10 LEMKE, Coleman

Opponent	Date	GS	MIN	Total		3-Pointers		Free throws		Rebounds				PF	A	TO	BLK	STL	PTS	AVG
				FG-FGA	PCT	3FG-3FGA	PCT	FT-FTA	PCT	OFF	DEF	TOT	AVG							
at Nevada	11/18/2023		01:19	0-0	.000	0-0	.000	1-2	.500	0	0	0	0.0	0	0	0	0	0	1	1.0
Willamette	11/25/2023		05:14	1-1	1.000	1-1	1.000	2-3	.667	0	1	1	0.5	3	0	0	0	0	5	3.0
Air Force	12/03/2023		01:30	0-1	.000	0-1	.000	0-0	.000	0	0	0	0.3	1	0	0	0	0	0	2.0
vs Grand Canyon	12/16/2023		01:38	0-1	.000	0-1	.000	0-0	.000	0	0	0	0.3	0	0	0	0	0	0	1.5
vs Massachusetts	12/22/2023		01:22	0-0	.000	0-0	.000	1-2	.500	0	0	0	0.2	0	0	0	0	0	1	1.4
at Saint Mary's (CA)	01/11/2024		03:31	0-1	.000	0-1	.000	0-0	.000	0	1	1	0.3	0	0	0	0	0	0	1.2
at San Francisco	01/13/2024		05:29	0-2	.000	0-1	.000	0-0	.000	0	0	0	0.3	1	0	0	0	1	0	1.0
Totals		0	20:03	1-6	.167	1-5	.200	4-7	.571	0	2	2	0.3	5	0	0	0	1	7	1.0

Player Averages

Games Played	Minutes/game	Points/game	FG Pct	3FG Pct	FT Pct	Rebounds/game	Assists/game	Turnovers/game	Assist/Turnover ratio	Steals/game	Blocks/game
7	2.9	1.0	16.7	20.0	57.1	0.3	0.0	0.0	0.0	0.1	0.0



2023-24 Portland Men's Basketball
Individual Game-by-Game
All games

Page 8/14
as of Jan 23, 2024

#14 KOROMA, Alimamy

Opponent	Date	GS	MIN	Total		3-Pointers		Free throws		Rebounds				PF	A	TO	BLK	STL	PTS	AVG
				FG-FGA	PCT	3FG-3FGA	PCT	FT-FTA	PCT	OFF	DEF	TOT	AVG							
Long Beach St.	11/06/2023		18:11	2-3	.667	0-1	.000	5-6	.833	0	5	5	5.0	3	0	1	1	0	9	9.0
Lewis & Clark	11/08/2023		16:53	3-5	.600	0-0	.000	0-0	.000	0	2	2	3.5	1	1	3	1	1	6	7.5
UC Riverside	11/12/2023	*	17:52	5-9	.556	0-1	.000	0-0	.000	1	3	4	3.7	4	2	3	0	1	10	8.3
Tennessee St.	11/15/2023	*	10:08	1-4	.250	0-1	.000	0-0	.000	1	1	2	3.3	3	0	2	0	0	2	6.8
at Nevada	11/18/2023		05:56	0-0	.000	0-0	.000	0-0	.000	0	0	0	2.6	0	1	0	0	1	0	5.4
Willamette	11/25/2023		16:52	9-12	.750	2-3	.667	3-4	.750	0	4	4	2.8	1	1	0	0	0	23	8.3
at Portland St.	11/28/2023		33:27	11-16	.688	1-2	.500	1-4	.250	3	9	12	4.1	3	1	3	2	0	24	10.6
Wyoming	12/01/2023		19:23	4-9	.444	0-1	.000	5-6	.833	1	1	2	3.9	4	0	1	2	0	13	10.9
Air Force	12/03/2023		20:57	2-5	.400	0-0	.000	0-0	.000	0	2	2	3.7	0	1	1	1	0	4	10.1
at North Dakota St.	12/07/2023	*	20:05	5-10	.500	0-1	.000	3-3	1.000	0	4	4	3.7	4	0	1	0	0	13	10.4
at North Dakota	12/09/2023	*	23:00	3-3	1.000	1-1	1.000	1-2	.500	1	6	7	4.0	4	1	2	0	1	8	10.2
vs Grand Canyon	12/16/2023	*	19:54	1-6	.167	0-2	.000	2-2	1.000	4	2	6	4.2	1	0	1	0	0	4	9.7
Totals		5	222:38	46-82	.561	4-13	.308	20-27	.741	11	39	50	4.2	28	8	18	7	4	116	9.7

Player Averages

Games Played	Minutes/game	Points/game	FG Pct	3FG Pct	FT Pct	Rebounds/game	Assists/game	Turnovers/game	Assist/Turnover ratio	Steals/game	Blocks/game
12	18.6	9.7	56.1	30.8	74.1	4.2	0.7	1.5	0.4	0.3	0.6



2023-24 Portland Men's Basketball
Individual Game-by-Game
All games

Page 9/14
as of Jan 23, 2024

#15 HARRIS, Tyler

Opponent	Date	GS	MIN	Total		3-Pointers		Free throws		Rebounds				PF	A	TO	BLK	STL	PTS	AVG
				FG-FGA	PCT	3FG-3FGA	PCT	FT-FTA	PCT	OFF	DEF	TOT	AVG							
Long Beach St.	11/06/2023	*	37:44	6-9	.667	2-4	.500	3-4	.750	2	10	12	12.0	4	2	3	1	0	17	17.0
Lewis & Clark	11/08/2023	*	28:55	7-10	.700	4-5	.800	2-2	1.000	4	5	9	10.5	2	1	2	2	0	20	18.5
UC Riverside	11/12/2023	*	33:33	7-11	.636	0-1	.000	8-8	1.000	3	9	12	11.0	1	1	3	1	1	22	19.7
Tennessee St.	11/15/2023	*	36:03	2-6	.333	1-3	.333	6-8	.750	2	3	5	9.5	1	1	2	2	3	11	17.5
at Nevada	11/18/2023	*	36:56	7-10	.700	4-4	1.000	1-2	.500	2	5	7	9.0	4	0	2	0	0	19	17.8
Willamette	11/25/2023	*	20:46	5-8	.625	2-4	.500	3-3	1.000	0	7	7	8.7	2	1	1	3	1	15	17.3
at Portland St.	11/28/2023	*	36:00	1-4	.250	0-1	.000	2-4	.500	1	9	10	8.9	4	1	3	1	1	4	15.4
Wyoming	12/01/2023	*	33:09	4-8	.500	0-1	.000	3-4	.750	0	10	10	9.0	4	2	5	2	1	11	14.9
Air Force	12/03/2023	*	33:57	3-8	.375	1-3	.333	2-5	.400	2	7	9	9.0	0	0	3	2	2	9	14.2
at North Dakota St.	12/07/2023	*	33:05	0-5	.000	0-1	.000	3-4	.750	0	4	4	8.5	0	0	1	2	1	3	13.1
at North Dakota	12/09/2023	*	29:21	3-8	.375	0-2	.000	2-4	.500	1	4	5	8.2	3	1	0	0	2	8	12.6
vs Grand Canyon	12/16/2023	*	36:21	5-12	.417	1-1	1.000	4-6	.667	2	8	10	8.3	0	2	1	0	1	15	12.8
at Hawaii	12/21/2023	*	40:00	4-8	.500	0-2	.000	1-3	.333	1	4	5	8.1	2	1	4	1	1	9	12.5
vs Massachusetts	12/22/2023	*	35:17	7-12	.583	0-2	.000	6-9	.667	1	4	5	7.9	1	1	1	0	1	20	13.1
vs Temple	12/24/2023	*	40:00	5-14	.357	1-5	.200	3-6	.500	0	7	7	7.8	2	2	2	0	2	14	13.1
Pacific	01/06/2024	*	36:17	7-13	.538	1-3	.333	1-1	1.000	3	6	9	7.9	1	2	1	0	0	16	13.3
at Saint Mary's (CA)	01/11/2024	*	34:23	1-10	.100	0-1	.000	2-2	1.000	2	4	6	7.8	2	4	2	0	0	4	12.8
at San Francisco	01/13/2024	*	27:48	1-4	.250	0-0	.000	3-5	.600	1	3	4	7.6	1	0	0	1	1	5	12.3
Totals			18 609:35	75-160	.469	17-43	.395	55-80	.688	27	109	136	7.6	34	22	36	18	18	222	12.3

Player Averages

Games Played	Minutes/game	Points/game	FG Pct	3FG Pct	FT Pct	Rebounds/game	Assists/game	Turnovers/game	Assist/Turnover ratio	Steals/game	Blocks/game
18	33.9	12.3	46.9	39.5	68.8	7.6	1.2	2.0	0.6	1.0	1.0



2023-24 Portland Men's Basketball
Individual Game-by-Game
All games

Page 10/14
as of Jan 23, 2024

#20 STACK, Drew

Opponent	Date	GS	MIN	Total		3-Pointers		Free throws		Rebounds				PF	A	TO	BLK	STL	PTS	AVG
				FG-FGA	PCT	3FG-3FGA	PCT	FT-FTA	PCT	OFF	DEF	TOT	AVG							
Willamette	11/25/2023		03:59	0-2	.000	0-2	.000	0-0	.000	0	1	1	1.0	1	1	1	0	0	0	0.0
vs Grand Canyon	12/16/2023		01:38	0-0	.000	0-0	.000	0-0	.000	0	0	0	0.5	0	0	1	0	0	0	0.0
vs Massachusetts	12/22/2023		01:02	0-0	.000	0-0	.000	0-0	.000	0	0	0	0.3	0	0	0	0	0	0	0.0
Pacific	01/06/2024		00:38	0-0	.000	0-0	.000	0-0	.000	0	0	0	0.3	0	0	0	0	0	0	0.0
at Santa Clara	01/20/2024		00:01	0-0	.000	0-0	.000	0-0	.000	0	0	0	0.2	0	0	0	0	0	0	0.0
Totals		0	07:18	0-2	.000	0-2	.000	0-0	.000	0	1	1	0.2	1	1	2	0	0	0	0.0

Player Averages

Games Played	Minutes/ game	Points/ game	FG Pct	3FG Pct	FT Pct	Rebounds/ game	Assists/ game	Turnovers/ game	Assist/Turnover ratio	Steals/ game	Blocks/ game
5	1.5	0.0	0.0	0.0	0.0	0.2	0.2	0.4	0.5	0.0	0.0



2023-24 Portland Men's Basketball
Individual Game-by-Game
All games

Page 11/14
as of Jan 23, 2024

#21 JORDAN, Noah

Opponent	Date	GS	MIN	Total		3-Pointers		Free throws		Rebounds				PF	A	TO	BLK	STL	PTS	AVG
				FG-FGA	PCT	3FG-3FGA	PCT	FT-FTA	PCT	OFF	DEF	TOT	AVG							
Long Beach St.	11/06/2023		11:11	0-3	.000	0-2	.000	0-0	.000	0	3	3	3.0	2	0	0	0	1	0	0.0
Lewis & Clark	11/08/2023		26:34	6-11	.545	1-5	.200	0-0	.000	3	9	12	7.5	2	2	3	4	2	13	6.5
UC Riverside	11/12/2023		12:20	0-2	.000	0-1	.000	2-2	1.000	1	1	2	5.7	2	1	1	0	0	2	5.0
Tennessee St.	11/15/2023		20:03	1-3	.333	0-2	.000	1-1	1.000	0	1	1	4.5	1	0	0	2	0	3	4.5
at Nevada	11/18/2023		14:47	2-4	.500	1-3	.333	3-5	.600	0	3	3	4.2	5	0	1	0	1	8	5.2
Willamette	11/25/2023		16:47	1-1	1.000	0-0	.000	0-0	.000	0	3	3	4.0	3	3	1	0	0	2	4.7
at Portland St.	11/28/2023		09:53	0-6	.000	0-2	.000	0-2	.000	2	3	5	4.1	1	2	0	0	0	0	4.0
Wyoming	12/01/2023		13:31	2-3	.667	2-3	.667	0-0	.000	4	4	8	4.6	4	1	0	0	0	6	4.3
Air Force	12/03/2023		12:19	0-2	.000	0-2	.000	0-0	.000	1	1	2	4.3	1	1	0	0	0	0	3.8
at North Dakota St.	12/07/2023		10:23	1-2	.500	0-0	.000	1-1	1.000	0	3	3	4.2	1	0	1	0	0	3	3.7
at North Dakota	12/09/2023		05:54	0-3	.000	0-3	.000	0-0	.000	0	0	0	3.8	1	0	0	0	1	0	3.4
Totals		0	153:42	13-40	.325	4-23	.174	7-11	.636	11	31	42	3.8	23	10	7	6	5	37	3.4

Player Averages

Games Played	Minutes/ game	Points/ game	FG Pct	3FG Pct	FT Pct	Rebounds/ game	Assists/ game	Turnovers/ game	Assist/Turnover ratio	Steals/ game	Blocks/ game
11	14.0	3.4	32.5	17.4	63.6	3.8	0.9	0.6	1.4	0.5	0.5



2023-24 Portland Men's Basketball
Individual Game-by-Game
All games

Page 12/14
as of Jan 23, 2024

#23 VUCINIC, Vasilije

Opponent	Date	GS	MIN	Total		3-Pointers		Free throws		Rebounds				PF	A	TO	BLK	STL	PTS	AVG
				FG-FGA	PCT	3FG-3FGA	PCT	FT-FTA	PCT	OFF	DEF	TOT	AVG							
Long Beach St.	11/06/2023	*	21:00	3-3	1.000	0-0	.000	3-4	.750	1	3	4	4.0	2	1	4	2	0	9	9.0
Lewis & Clark	11/08/2023	*	13:02	3-6	.500	0-0	.000	1-1	1.000	6	2	8	6.0	2	1	0	0	1	7	8.0
UC Riverside	11/12/2023		17:19	0-4	.000	0-0	.000	2-4	.500	4	3	7	6.3	1	2	1	0	0	2	6.0
Tennessee St.	11/15/2023		13:42	0-0	.000	0-0	.000	0-0	.000	0	3	3	5.5	2	0	3	1	0	0	4.5
at Nevada	11/18/2023	*	26:49	6-9	.667	0-0	.000	5-10	.500	1	2	3	5.0	3	2	2	1	0	17	7.0
Willamette	11/25/2023	*	17:02	3-4	.750	1-1	1.000	2-4	.500	2	5	7	5.3	0	1	2	0	0	9	7.3
at Portland St.	11/28/2023	*	05:42	0-1	.000	0-0	.000	0-0	.000	0	2	2	4.9	4	0	1	1	0	0	6.3
Wyoming	12/01/2023	*	18:31	5-7	.714	0-1	.000	3-4	.750	1	3	4	4.8	0	2	1	1	0	13	7.1
Air Force	12/03/2023	*	13:30	1-3	.333	0-0	.000	0-2	.000	0	1	1	4.3	1	0	1	1	0	2	6.6
at North Dakota St.	12/07/2023		15:03	4-7	.571	0-0	.000	2-2	1.000	2	3	5	4.4	4	1	0	0	0	10	6.9
at North Dakota	12/09/2023		06:22	0-0	.000	0-0	.000	2-2	1.000	0	1	1	4.1	0	0	0	0	0	2	6.5
vs Grand Canyon	12/16/2023		08:49	0-0	.000	0-0	.000	0-0	.000	1	0	1	3.8	1	0	0	0	0	0	5.9
at Hawaii	12/21/2023	*	11:20	2-3	.667	0-0	.000	2-2	1.000	0	2	2	3.7	2	0	0	0	0	6	5.9
vs Massachusetts	12/22/2023	*	18:28	2-4	.500	0-0	.000	2-4	.500	3	1	4	3.7	3	0	2	1	0	6	5.9
vs Temple	12/24/2023	*	18:11	1-4	.250	0-1	.000	0-0	.000	2	6	8	4.0	1	1	1	0	0	2	5.7
at Saint Mary's (CA)	01/11/2024		06:10	0-1	.000	0-1	.000	0-0	.000	0	0	0	3.8	2	0	0	0	0	0	5.3
at San Francisco	01/13/2024		08:42	1-2	.500	0-0	.000	0-0	.000	0	0	0	3.5	0	0	0	0	0	2	5.1
Totals		10	239:42	31-58	.534	1-4	.250	24-39	.615	23	37	60	3.5	28	11	18	8	1	87	5.1

Player Averages

Games Played	Minutes/game	Points/game	FG Pct	3FG Pct	FT Pct	Rebounds/game	Assists/game	Turnovers/game	Assist/Turnover ratio	Steals/game	Blocks/game
17	14.1	5.1	53.4	25.0	61.5	3.5	0.6	1.1	0.6	0.1	0.5



2023-24 Portland Men's Basketball
Individual Game-by-Game
All games

Page 13/14
as of Jan 23, 2024

#24 DENG DIT, Bo

Opponent	Date	GS	MIN	Total		3-Pointers		Free throws		Rebounds				PF	A	TO	BLK	STL	PTS	AVG
				FG-FGA	PCT	3FG-3FGA	PCT	FT-FTA	PCT	OFF	DEF	TOT	AVG							
Long Beach St.	11/06/2023		00:38	0-0	.000	0-0	.000	0-0	.000	0	0	0	0.0	0	0	0	0	0	0	0.0
UC Riverside	11/12/2023		02:40	0-2	.000	0-2	.000	0-0	.000	0	0	0	0.0	0	0	0	0	0	0	0.0
Tennessee St.	11/15/2023		03:17	1-3	.333	1-2	.500	0-0	.000	0	0	0	0.0	0	0	0	0	0	3	1.0
at Nevada	11/18/2023		05:22	0-1	.000	0-1	.000	0-0	.000	0	2	2	0.5	1	1	0	0	0	0	0.8
Willamette	11/25/2023		13:22	2-7	.286	1-4	.250	0-0	.000	1	4	5	1.4	1	0	0	0	0	5	1.6
at Portland St.	11/28/2023		00:34	0-0	.000	0-0	.000	0-0	.000	0	0	0	1.2	0	0	0	0	0	0	1.3
Air Force	12/03/2023		01:30	0-0	.000	0-0	.000	0-0	.000	0	0	0	1.0	0	0	0	0	0	0	1.1
at North Dakota St.	12/07/2023		00:15	0-0	.000	0-0	.000	0-0	.000	0	0	0	0.9	0	0	0	0	0	0	1.0
at North Dakota	12/09/2023		03:34	0-0	.000	0-0	.000	0-0	.000	0	0	0	0.8	1	0	0	0	0	0	0.9
vs Grand Canyon	12/16/2023		06:05	0-0	.000	0-0	.000	1-2	.500	1	1	2	0.9	0	0	0	0	0	1	0.9
at Hawaii	12/21/2023		16:30	2-6	.333	1-4	.250	0-0	.000	1	2	3	1.1	0	2	2	0	0	5	1.3
vs Massachusetts	12/22/2023		18:16	2-9	.222	0-5	.000	8-8	1.000	3	1	4	1.3	1	0	1	0	1	12	2.2
vs Temple	12/24/2023		18:06	0-3	.000	0-3	.000	0-0	.000	1	4	5	1.6	1	1	3	0	0	0	2.0
Pacific	01/06/2024		19:11	5-8	.625	2-4	.500	0-2	.000	1	3	4	1.8	0	1	1	0	0	12	2.7
at Saint Mary's (CA)	01/11/2024		20:42	1-4	.250	1-2	.500	1-2	.500	1	2	3	1.9	0	0	0	0	0	4	2.8
at San Francisco	01/13/2024		27:31	2-6	.333	1-4	.250	3-6	.500	1	6	7	2.2	4	3	1	0	0	8	3.1
at Santa Clara	01/20/2024	*	34:04	3-5	.600	1-2	.500	2-4	.500	1	2	3	2.2	3	1	0	0	0	9	3.5
Totals		1	191:37	18-54	.333	8-33	.242	15-24	.625	11	27	38	2.2	12	9	8	0	1	59	3.5

Player Averages

Games Played	Minutes/ game	Points/ game	FG Pct	3FG Pct	FT Pct	Rebounds/ game	Assists/ game	Turnovers/ game	Assist/Turnover ratio	Steals/ game	Blocks/ game
17	11.3	3.5	33.3	24.2	62.5	2.2	0.5	0.5	1.1	0.1	0.0



2023-24 Portland Men's Basketball
Individual Game-by-Game
All games

Page 14/14
as of Jan 23, 2024

#33 YOUNAN, Andrew

Opponent	Date	GS	MIN	Total		3-Pointers		Free throws		Rebounds							
				FG-FGA	PCT	3FG-3FGA	PCT	FT-FTA	PCT	OFF	DEF	TOT	AVG	PF	A	TO	BLK
at Nevada	11/18/2023		00:56	0-1	.000	0-1	.000	0-0	.000	0	0	0	0.0	0	0	0	0
Willamette	11/25/2023		03:20	0-1	.000	0-1	.000	0-0	.000	0	0	0	0.0	1	0	0	0
Pacific	01/06/2024		00:38	0-1	.000	0-0	.000	0-0	.000	0	0	0	0.0	0	0	0	0
Totals		0	04:54	0-3	.000	0-2	.000	0-0	.000	0	0	0	0.0	1	0	0	0

Player Averages

Games Played	Minutes/game	Points/game	FG Pct	3FG Pct	FT Pct	Rebounds/game	Assists/game	Turnovers/game	Assist/Turnover ratio	Steals/game	Blocks/game
3	1.6	0.0	0.0	0.0	0.0	0.0	0.0	0.0	0.0	0.0	0.0



Portland Men's Basketball
Individual Career Summaries
All games

Page 1/8
as of Jan 23, 2024

AUSTIN, Chris

				Field Goals		3-Point		F-Throws		Rebounds									Scoring	
SEASON	TEAM	GP-GS	MIN/AVG	FG-FGA	FG%	3FG-3FGA	3FG%	FT-FTA	FT%	OFF	DEF	TOT	AVG	PF-FO	A	TO	BLK	STL	PTS	AVG
2018-19	FU	9-6	77/8.5	4-15	.267	2-11	.182	1-4	.250	3	5	8	0.9	11-0	4	3	0	3	11	1.2
2019-20	FU	24-7	406/16.9	36-106	.340	14-55	.255	5-12	.417	5	28	33	1.4	45-1	15	13	2	10	91	3.8
2020-21	FU	14-14	494/35.3	53-131	.405	24-75	.320	30-37	.811	3	29	32	2.3	33-0	11	18	3	11	160	11.4
2021-22	UP	34-34	1081/31.8	169-394	.429	45-141	.319	105-137	.766	23	124	147	4.3	79-0	66	68	11	13	488	14.4
2023-24	UP	19-17	475/25.0	58-126	.460	19-54	.352	15-21	.714	22	24	46	2.4	46-2	27	28	1	14	150	7.9
TOTAL FOR UP		53-51	1556/29.4	227-520	.437	64-195	.328	120-158	.759	45	148	193	3.6	125-2	93	96	12	27	638	12.0
TOTAL		100-78	2533/25.3	320-772	.415	104-336	.310	156-211	.739	56	210	266	2.7	214-3	123	130	17	51	900	9.0

Single Game Highs

Statistic	Value	
Points	26	vs VMI 12/03/21, vs San Diego 02/17/22
Rebounds	12	at Montana St. 12/19/21
Assists	6	at Pacific 02/24/22
Steals	3	at Rhode Island 01/24/21, vs Wyoming 12/01/23, vs Grand Canyon 12/16/23
Blocks	2	at Saint Louis 01/26/20, at San Diego 01/13/22
FG Made	9	vs San Francisco 02/05/22
FG Attempts	19	at Pepperdine 01/15/22
3FG Made	6	vs VMI 12/03/21
3FG Attempts	10	vs VMI 12/03/21
FT Made	9	at Oregon 12/15/21
FT Attempts	10	at Oregon 12/15/21

DENGIT, Bol

				Field Goals		3-Point		F-Throws		Rebounds									Scoring	
SEASON	TEAM	GP-GS	MIN/AVG	FG-FGA	FG%	3FG-3FGA	3FG%	FT-FTA	FT%	OFF	DEF	TOT	AVG	PF-FO	A	TO	BLK	STL	PTS	AVG
2023-24	UP	17-1	192/11.3	18-54	.333	8-33	.242	15-24	.625	11	27	38	2.2	12-0	9	8	0	1	59	3.5
TOTAL		17-1	192/11.3	18-54	.333	8-33	.242	15-24	.625	11	27	38	2.2	12-0	9	8	0	1	59	3.5

Single Game Highs

Statistic	Value	
Points	12	vs Pacific 01/06/24, vs Massachusetts 12/22/23
Rebounds	7	at San Francisco 01/13/24
Assists	3	at San Francisco 01/13/24
Steals	1	vs Massachusetts 12/22/23
FG Made	5	vs Pacific 01/06/24
FG Attempts	9	vs Massachusetts 12/22/23
3FG Made	2	vs Pacific 01/06/24
3FG Attempts	5	vs Massachusetts 12/22/23
FT Made	8	vs Massachusetts 12/22/23
FT Attempts	8	vs Massachusetts 12/22/23



Portland Men's Basketball
Individual Career Summaries
All games

Page 2/8
as of Jan 23, 2024

GOROSITO, Juan sebastian

				Field Goals		3-Point		F-Throws		Rebounds									Scoring	
SEASON	TEAM	GP-GS	MIN/AVG	FG-FGA	FG%	3FG-3FGA	3FG%	FT-FTA	FT%	OFF	DEF	TOT	AVG	PF-FO	A	TO	BLK	STL	PTS	AVG
2022-23	UP	33-12	742/22.5	83-203	.409	63-159	.396	26-31	.839	2	45	47	1.4	76-3	53	36	3	23	255	7.7
2023-24	UP	19-3	448/23.6	35-113	.310	31-97	.320	13-19	.684	2	35	37	1.9	42-2	51	33	0	18	114	6.0
TOTAL		52-15	1189/22.9	118-316	.373	94-256	.367	39-50	.780	4	80	84	1.6	118-5	104	69	3	41	369	7.1

Single Game Highs

Statistic	Value	
Points	19	vs Pacific 02/09/23
Rebounds	6	vs Santa Clara 02/18/23, vs Temple 12/24/23
Assists	7	at Santa Clara 01/20/24
Steals	3	vs Willamette 11/25/23
Blocks	1	vs New Orleans 12/10/22, at San Francisco 02/23/23, at Pacific 02/25/23
FG Made	6	vs Pacific 02/09/23
FG Attempts	14	at Santa Clara 01/20/24
3FG Made	5	4 times
3FG Attempts	11	vs Temple 12/24/23
FT Made	4	vs UC Riverside 11/12/23
FT Attempts	4	6 times

HARRIS, Tyler

				Field Goals		3-Point		F-Throws		Rebounds								Scoring		
SEASON	TEAM	GP-GS	MIN/AVG	FG-FGA	FG%	3FG-3FGA	3FG%	FT-FTA	FT%	OFF	DEF	TOT	AVG	PF-FO	A	TO	BLK	STL	PTS	AVG
2023-24	UP	18-18	610/33.9	75-160	.469	17-43	.395	55-80	.688	27	109	136	7.6	34-0	22	36	18	18	222	12.3
TOTAL		18-18	610/33.9	75-160	.469	17-43	.395	55-80	.688	27	109	136	7.6	34-0	22	36	18	18	222	12.3

Single Game Highs

Statistic	Value	
Points	22	vs UC Riverside 11/12/23
Rebounds	12	vs Long Beach St. 11/06/23, vs UC Riverside 11/12/23
Assists	4	at Saint Mary's (CA) 01/11/24
Steals	3	vs Tennessee St. 11/15/23
Blocks	3	vs Willamette 11/25/23
FG Made	7	5 times
FG Attempts	14	vs Temple 12/24/23
3FG Made	4	vs Lewis & Clark 11/08/23, at Nevada 11/18/23
3FG Attempts	5	vs Lewis & Clark 11/08/23, vs Temple 12/24/23
FT Made	8	vs UC Riverside 11/12/23
FT Attempts	9	vs Massachusetts 12/22/23



Portland Men's Basketball
Individual Career Summaries
All games

Page 3/8
as of Jan 23, 2024

JORDAN, Noah

				Field Goals		3-Point		F-Throws		Rebounds										Scoring	
SEASON	TEAM	GP-GS	MIN/AVG	FG-FGA	FG%	3FG-3FGA	3FG%	FT-FTA	FT%	OFF	DEF	TOT	AVG	PF-FO	A	TO	BLK	STL	PTS	AVG	
2021-22	WVSt	30-25	839/28.0	142-257	.553	29-61	.475	49-73	.671	66	144	210	7.0	78-3	20	60	25	20	362	12.1	
2022-23	WVSt	24-14	614/25.6	106-221	.480	35-101	.347	29-56	.518	41	103	144	6.0	65-1	25	49	20	18	276	11.5	
2023-24	UP	11-0	154/14.0	13-40	.325	4-23	.174	7-11	.636	11	31	42	3.8	23-1	10	7	6	5	37	3.4	
TOTAL FOR UP		11-0	154/14.0	13-40	.325	4-23	.174	7-11	.636	11	31	42	3.8	23-1	10	7	6	5	37	3.4	
TOTAL		65-39	1607/24.7	261-518	.504	68-185	.368	85-140	.607	118	278	396	6.1	166-5	55	116	51	43	675	10.4	

Single Game Highs

Statistic	Value	
Points	26	vs Davis & Elkins 02/09/22
Rebounds	16	at Frostburg St. 01/29/22
Assists	4	vs Davis & Elkins 12/13/22
Steals	3	vs Wheeling 02/05/22, at West Va. Wesleyan 01/07/23
Blocks	4	vs Wheeling 12/07/22, vs Lewis & Clark 11/08/23
FG Made	11	at Wheeling 02/04/23
FG Attempts	16	vs Frostburg St. 12/01/21
3FG Made	4	vs Alderson Broaddus 03/04/22, vs Fairmont St. 12/03/22
3FG Attempts	8	vs Fairmont St. 12/03/22
FT Made	6	at Glenville St. 01/19/22, vs Davis & Elkins 02/09/22
FT Attempts	7	vs Davis & Elkins 02/09/22



Portland Men's Basketball
Individual Career Summaries
All games

Page 4/8
as of Jan 23, 2024

KOROMA, Alimamy

				Field Goals		3-Point		F-Throws		Rebounds									Scoring	
SEASON	TEAM	GP-GS	MIN/AVG	FG-FGA	FG%	3FG-3FGA	3FG%	FT-FTA	FT%	OFF	DEF	TOT	AVG	PF-FO	A	TO	BLK	STL	PTS	AVG
2019-20	CPO	26-6	386/14.9	54-94	.574	1-5	.200	30-49	.612	21	62	83	3.2	48-0	3	32	15	6	139	5.3
2020-21	CPO	22-16	494/22.5	103-218	.472	19-50	.380	69-94	.734	34	91	125	5.7	56-1	12	33	22	8	294	13.4
2021-22	CPO	28-26	748/26.7	143-286	.500	17-62	.274	68-100	.680	45	109	154	5.5	85-3	15	69	24	19	371	13.3
2022-23	CPO	33-28	858/26.0	128-267	.479	15-49	.306	84-109	.771	46	95	141	4.3	76-1	13	58	30	13	355	10.8
2023-24	UP	12-5	223/18.6	46-82	.561	4-13	.308	20-27	.741	11	39	50	4.2	28-0	8	18	7	4	116	9.7
TOTAL FOR UP		12-5	223/18.6	46-82	.561	4-13	.308	20-27	.741	11	39	50	4.2	28-0	8	18	7	4	116	9.7
TOTAL		121-81	2708/22.4	474-947	.501	56-179	.313	271-379	.715	157	396	553	4.6	293-5	51	210	98	50	1275	10.5

Single Game Highs

Statistic	Value	
Points	27	vs UC Irvine 03/03/22
Rebounds	12	at San Diego St. 12/28/19, at Long Beach St. 02/05/22, at Portland St. 11/28/23
Assists	3	at Santa Clara 11/19/21
Steals	2	6 times
Blocks	6	vs UC Davis 02/26/21
FG Made	11	at Portland St. 11/28/23
FG Attempts	20	vs UC Irvine 03/11/21
3FG Made	4	at UC Riverside 02/19/22
3FG Attempts	9	vs UC Irvine 03/11/21
FT Made	9	vs UC Davis 02/27/21, vs San Jose St. 12/13/20, vs UC Irvine 03/03/22
FT Attempts	11	vs UC Davis 02/27/21

LEMKE, Coleman

				Field Goals		3-Point		F-Throws		Rebounds									Scoring	
SEASON	TEAM	GP-GS	MIN/AVG	FG-FGA	FG%	3FG-3FGA	3FG%	FT-FTA	FT%	OFF	DEF	TOT	AVG	PF-FO	A	TO	BLK	STL	PTS	AVG
2022-23	UP	10-0	18/1.8	5-10	.500	4-8	.500	2-2	1.000	0	1	1	0.1	1-0	2	1	0	0	16	1.6
2023-24	UP	7-0	20/2.9	1-6	.167	1-5	.200	4-7	.571	0	2	2	0.3	5-0	0	0	0	1	7	1.0
TOTAL		17-0	38/2.2	6-16	.375	5-13	.385	6-9	.667	0	3	3	0.2	6-0	2	1	0	1	23	1.4

Single Game Highs

Statistic	Value	
Points	6	vs Multnomah 11/30/22
Rebounds	1	vs Florida A&M 11/09/22, vs Willamette 11/25/23, at Saint Mary's (CA) 01/11/24
Assists	1	vs Lewis & Clark 11/07/22, at Gonzaga 01/14/23
Steals	1	at San Francisco 01/13/24
FG Made	2	vs Multnomah 11/30/22
FG Attempts	3	vs Multnomah 11/30/22
3FG Made	2	vs Multnomah 11/30/22
3FG Attempts	3	vs Multnomah 11/30/22
FT Made	2	vs Willamette 11/25/23
FT Attempts	3	vs Willamette 11/25/23



Portland Men's Basketball
Individual Career Summaries
All games

Page 5/8
as of Jan 23, 2024

MASIC, Vukasin

				Field Goals		3-Point		F-Throws		Rebounds										Scoring	
SEASON	TEAM	GP-GS	MIN/AVG	FG-FGA	FG%	3FG-3FGA	3FG%	FT-FTA	FT%	OFF	DEF	TOT	AVG	PF-FO	A	TO	BLK	STL	PTS	AVG	
2020-21	Hof	20-3	256/12.8	20-67	.299	7-33	.212	7-9	.778	1	23	24	1.2	15-0	15	16	0	4	54	2.7	
2021-22	Maine	28-25	787/28.1	96-244	.393	46-130	.354	23-27	.852	17	97	114	4.1	29-0	87	48	0	17	261	9.3	
2023-24	UP	18-18	551/30.6	74-158	.468	29-72	.403	33-43	.767	7	57	64	3.6	17-0	43	31	1	12	210	11.7	
TOTAL FOR UP		18-18	551/30.6	74-158	.468	29-72	.403	33-43	.767	7	57	64	3.6	17-0	43	31	1	12	210	11.7	
TOTAL		66-46	1594/24.1	190-469	.405	82-235	.349	63-79	.797	25	177	202	3.1	61-0	145	95	1	33	525	8.0	

Single Game Highs

Statistic	Value	
Points	32	at North Dakota 12/09/23
Rebounds	10	vs Vermont 03/01/22
Assists	10	vs U New England 12/18/21
Steals	3	vs Me.-Fort Kent 11/19/21, at Quinnipiac 12/11/21, vs UMass Lowell 02/02/22
Blocks	1	vs Willamette 11/25/23
FG Made	10	at North Dakota 12/09/23
FG Attempts	17	at San Francisco 01/13/24
3FG Made	5	vs New Hampshire 01/24/22, at Vermont 01/29/22
3FG Attempts	10	at Vermont 01/29/22
FT Made	8	at North Dakota 12/09/23
FT Attempts	9	at North Dakota 12/09/23

OOSTERBROEK, Thomas

				Field Goals		3-Point		F-Throws		Rebounds										Scoring	
SEASON	TEAM	GP-GS	MIN/AVG	FG-FGA	FG%	3FG-3FGA	3FG%	FT-FTA	FT%	OFF	DEF	TOT	AVG	PF-FO	A	TO	BLK	STL	PTS	AVG	
2021-22	UM	4-0	4/1.0	0-0	.000	0-0	.000	1-2	.500	0	0	0	0.0	1-0	0	0	0	0	1	0.3	
2023-24	UP	10-0	125/12.5	6-23	.261	1-11	.091	11-14	.786	2	18	20	2.0	22-2	11	11	3	2	24	2.4	
TOTAL FOR UP		10-0	125/12.5	6-23	.261	1-11	.091	11-14	.786	2	18	20	2.0	22-2	11	11	3	2	24	2.4	
TOTAL		14-0	129/9.2	6-23	.261	1-11	.091	12-16	.750	2	18	20	1.4	23-2	11	11	3	2	25	1.8	

Single Game Highs

Statistic	Value	
Points	7	at North Dakota 12/09/23
Rebounds	6	vs Temple 12/24/23
Assists	3	vs Massachusetts 12/22/23
Steals	1	vs Tennessee St. 11/15/23, vs Temple 12/24/23
Blocks	2	vs Grand Canyon 12/16/23
FG Made	2	at North Dakota 12/09/23
FG Attempts	7	vs Willamette 11/25/23
3FG Made	1	vs Willamette 11/25/23
3FG Attempts	5	vs Willamette 11/25/23
FT Made	3	vs Willamette 11/25/23, at North Dakota 12/09/23
FT Attempts	4	vs Willamette 11/25/23



Portland Men's Basketball
Individual Career Summaries
All games

Page 6/8
as of Jan 23, 2024

ROBERTSON, Tyler

				Field Goals		3-Point		F-Throws		Rebounds									Scoring	
SEASON	TEAM	GP-GS	MIN/AVG	FG-FGA	FG%	3FG-3FGA	3FG%	FT-FTA	FT%	OFF	DEF	TOT	AVG	PF-FO	A	TO	BLK	STL	PTS	AVG
2019-20	EWU	26-0	210/8.1	20-52	.385	11-31	.355	7-16	.438	10	26	36	1.4	24-0	13	16	0	7	58	2.2
2020-21	EWU	23-6	584/25.4	85-181	.470	35-92	.380	51-62	.823	18	65	83	3.6	45-1	70	32	1	15	256	11.1
2021-22	UP	32-32	1147/35.8	155-382	.406	57-159	.358	121-137	.883	29	175	204	6.4	72-1	143	79	9	43	488	15.3
2022-23	UP	32-32	1095/34.2	147-369	.398	43-131	.328	163-208	.784	29	147	176	5.5	61-0	169	96	8	27	500	15.6
2023-24	UP	19-19	662/34.8	113-230	.491	38-98	.388	56-70	.800	14	57	71	3.7	42-0	74	48	3	17	320	16.8
TOTAL FOR UP		83-83	2904/35.0	415-981	.423	138-388	.356	340-415	.819	72	379	451	5.4	175-1	386	223	20	87	1308	15.8
TOTAL		132-89	3698/28.0	520-1214	.428	184-511	.360	398-493	.807	100	470	570	4.3	244-2	469	271	21	109	1622	12.3

Single Game Highs

Statistic	Value	
Points	35	at Pepperdine 02/04/23
Rebounds	14	at Pepperdine 02/04/23
Assists	15	vs New Orleans 12/10/22
Steals	3	10 times
Blocks	3	vs Gonzaga 01/28/23
FG Made	12	at Portland St. 11/28/23
FG Attempts	24	at Pepperdine 02/04/23
3FG Made	5	4 times
3FG Attempts	12	vs VMI 12/03/21
FT Made	22	vs Portland St. 11/11/22
FT Attempts	24	vs Portland St. 11/11/22

STACK, Drew

				Field Goals		3-Point		F-Throws		Rebounds									Scoring	
SEASON	TEAM	GP-GS	MIN/AVG	FG-FGA	FG%	3FG-3FGA	3FG%	FT-FTA	FT%	OFF	DEF	TOT	AVG	PF-FO	A	TO	BLK	STL	PTS	AVG
2023-24	UP	5-0	7/1.5	0-2	.000	0-2	.000	0-0	.000	0	1	1	0.2	1-0	1	2	0	0	0	0.0
TOTAL		5-0	7/1.5	0-2	.000	0-2	.000	0-0	.000	0	1	1	0.2	1-0	1	2	0	0	0	0.0

Single Game Highs

Statistic	Value	
Rebounds	1	vs Willamette 11/25/23
Assists	1	vs Willamette 11/25/23
FG Attempts	2	vs Willamette 11/25/23
3FG Attempts	2	vs Willamette 11/25/23



Portland Men's Basketball
Individual Career Summaries
All games

Page 7/8
as of Jan 23, 2024

VUCINIC, Vasilije

				Field Goals		3-Point		F-Throws		Rebounds										Scoring	
SEASON	TEAM	GP-GS	MIN/AVG	FG-FGA	FG%	3FG-3FGA	3FG%	FT-FTA	FT%	OFF	DEF	TOT	AVG	PF-FO	A	TO	BLK	STL		PTS	AVG
2021-22	UP	28-7	229/8.2	25-49	.510	0-1	.000	17-25	.680	10	42	52	1.9	32-0	12	32	7	2		67	2.4
2022-23	UP	31-10	348/11.2	66-102	.647	0-2	.000	22-36	.611	37	51	88	2.8	37-0	18	27	13	5		154	5.0
2023-24	UP	17-10	240/14.1	31-58	.534	1-4	.250	24-39	.615	23	37	60	3.5	28-0	11	18	8	1		87	5.1
TOTAL		76-27	818/10.8	122-209	.584	1-7	.143	63-100	.630	70	130	200	2.6	97-0	41	77	28	8		308	4.1

Single Game Highs

Statistic		Value	
Points		18	vs Lewis & Clark 11/07/22
Rebounds		9	vs New Orleans 12/10/22
Assists		5	vs North Dakota 12/03/22
Steals		2	at BYU 12/31/22
Blocks		3	vs Lewis & Clark 11/07/22
FG Made		8	vs Multnomah 11/30/22
FG Attempts		11	vs North Dakota St. 12/05/22
3FG Made		1	vs Willamette 11/25/23
3FG Attempts		1	7 times
FT Made		6	vs Lewis & Clark 11/07/22
FT Attempts		10	at Nevada 11/18/23

YAMANOUCI-WILLIAMS, Yuto

				Field Goals		3-Point		F-Throws		Rebounds										Scoring	
SEASON	TEAM	GP-GS	MIN/AVG	FG-FGA	FG%	3FG-3FGA	3FG%	FT-FTA	FT%	OFF	DEF	TOT	AVG	PF-FO	A	TO	BLK	STL		PTS	AVG
2022-23	Lamar	28-24	601/21.5	68-167	.407	2-12	.167	55-73	.753	74	125	199	7.1	72-3	8	34	22	6		193	6.9
2023-24	UP	4-4	91/22.6	18-36	.500	10-25	.400	5-12	.417	8	21	29	7.3	13-1	2	8	2	0		51	12.8
TOTAL FOR UP		4-4	91/22.6	18-36	.500	10-25	.400	5-12	.417	8	21	29	7.3	13-1	2	8	2	0		51	12.8
TOTAL		32-28	691/21.6	86-203	.424	12-37	.324	60-85	.706	82	146	228	7.1	85-4	10	42	24	6		244	7.6

Single Game Highs

Statistic	Value	
Points	18	at Tex. A&M-Commerce 01/14/23
Rebounds	19	at Southeastern La. 01/07/23
Assists	2	vs Huston-Tillotson 11/14/22, vs Our Lady of the Lake 12/05/22, at Santa Clara 01/20/24
Steals	1	6 times
Blocks	4	at Nicholls 03/01/23
FG Made	7	at Santa Clara 01/20/24
FG Attempts	13	at Tex. A&M-Commerce 01/14/23
3FG Made	4	at Saint Mary's (CA) 01/11/24
3FG Attempts	9	vs Pacific 01/06/24
FT Made	6	at Tex. A&M-Commerce 01/14/23, at Nicholls 03/01/23
FT Attempts	8	vs Pacific 12/20/22



Portland Men's Basketball
Individual Career Summaries
All games

Page 8/8
as of Jan 23, 2024

YOUNAN, Andrew

				Field Goals		3-Point		F-Throws		Rebounds									Scoring	
SEASON	TEAM	GP-GS	MIN/AVG	FG-FGA	FG%	3FG-3FGA	3FG%	FT-FTA	FT%	OFF	DEF	TOT	AVG	PF-FO	A	TO	BLK	STL	PTS	AVG
2023-24	UP	3-0	5/1.6	0-3	.000	0-2	.000	0-0	.000	0	0	0	0.0	1-0	0	0	0	0	0	0.0
TOTAL		3-0	5/1.6	0-3	.000	0-2	.000	0-0	.000	0	0	0	0.0	1-0	0	0	0	0	0	0.0

Single Game Highs

Statistic	Value	
FG Attempts	1	at Nevada 11/18/23, vs Willamette 11/25/23, vs Pacific 01/06/24
3FG Attempts	1	at Nevada 11/18/23, vs Willamette 11/25/23