



2 FINAL FOURS | 13 SWEET 16 APPEARANCES | 25 NCAA TOURNAMENT APPEARANCES | 26 WCC REGULAR SEASON TITLES | 21 WCC TOURNAMENT TITLES

GAME 19

Gonzaga Bulldogs (13-5, 4-1) vs. San Francisco Dons (15-5, 4-1)

January 25 | 6 p.m. | Spokane | McCarthy Athletic Center

TELEVISION: ESPN2 (Dave Flemming and Sean Farnham)

RADIO: Gonzaga Sports Properties (Tom Hudson and Adam Morrison)

SERIES INFO: The 94th all-time meeting between Gonzaga and San Francisco. The Zags have a 71-22 advantage in the series, and have won 27 straight over the Dons dating back to 2012.

FIRST MEETING: San Francisco edged Gonzaga, 64-62, at USF on Jan. 28, 1961.

LAST MEETING: The Zags beat San Francisco 84-73 in the 2023 WCC Tournament semifinals.

GONZAGA	PPG	RPG	APG	13-5	Overall Record	15-5
Anton Watson	14.8	7.6	2.6	85.6	Points Per Game	79.0
Graham Ike	14.6	7.6	0.9	68.0	Opponent's PPG	63.0
Nolan Hickman	12.6	2.2	2.4	50.4%	FG Percentage	50.0%
Ryan Nembhard	12.5	4.1	6.4	39.1%	Opponent's FG%	40.9%
Braden Huff	11.4	4.2	0.6	32.7%	3PT Percentage	35.2%

LAST 5 GAMES

W, 105-63, San Diego (Jan. 20)

W, 86-61, Pepperdine (Jan. 18)

L, 76-77, Santa Clara (Jan. 11)

W, 101-74, San Diego (Jan. 6)

W, 86-60, Pepperdine (Jan. 4)

HEAD COACH

Mark Few (701-140) 25th year

13-5	Overall Record	15-5
85.6	Points Per Game	79.0
68.0	Opponent's PPG	63.0
50.4%	FG Percentage	50.0%
39.1%	Opponent's FG%	40.9%
32.7%	3PT Percentage	35.2%
30.9%	Opponent's 3PT%	30.8%
69.3%	FT Percentage	76.5%
42.3	Rebounds Per Game	34.7
32.4	Opponent Rebs PG	28.4
16.8	Assists Per Game	16.2
11.2	Turnovers Per Game	12.2
7.3	Steals Per Game	8.8
3.7	Blocks Per Game	3.9
29	NET Ranking	58

SAN FRANCISCO	PPG	RPG	APG
Jonathan Mogbo	15.4	10.5	3.3
Marcus Williams	13.9	3.3	3.7
Malik Thomas	11.4	2.6	0.5
Mike Sharavjams	8.9	2.7	3.1
Ndewedu Newbury	8.3	3.2	1.5

LAST 5 GAMES

L, 60-77, Saint Mary's (Jan. 20)

W, 90-74, LMU (Jan. 18)

W, 96-69, Portland (Jan. 13)

W, 83-63, San Diego (Jan. 11)

W, 92-88 OT, Pacific (Jan. 4)

HEAD COACH

Chris Gerlufsen (43-24) 3rd year

THE TIPOFF

- Gonzaga hosts San Francisco in the McCarthy Athletic Center Thursday at 6 p.m. It's the 94th all-time meeting between the Zags and Dons. GU has a 71-22 advantage in the series and has won 27 straight over USF.

- Gonzaga has won 34 in-a-row in Spokane in the series and is 39-2 against USF in Spokane all-time.

- The Bulldogs are coming off a 105-63 win at San Diego last Saturday. Braden Huff scored a career-high 26 points. He was one of six Bulldogs to finish in double-digit scoring. Ben Gregg made his second collegiate start and had 15 points and 11 rebounds. Anton Watson scored 12 points and grabbed 10 boards, and Ryan Nembhard was the third Zag to finish with a double-double of 12 points and 12 assists, with no turnovers.

- Gonzaga leads the West Coast Conference in field goal percentage (50.4, 6th in NCAA Div. 1), scoring margin (17.6, 7th in NCAA Div. 1, rebounds per game (42.3, 8th in NCAA Div. 1), and scoring (85.6, 9th in NCAA Div. 1).

- Ryan Nembhard leads the conference dishing out 6.4 assists per game and assist-to-turnover ratio (2.8).


- Head Coach Mark Few reached the 700 win plateau in his head coaching career at Pepperdine. Few ranks second in NCAA Div. 1 history behind Kentucky's Adolph Rupp (700-136) as the fastest to 700 wins.

- Few currently boasts the best winning percentage among active head coaches at 83.3 percent, which also is the best in NCAA Div. 1 all-time with a minimum of 10 seasons.

- The Bulldogs have won 157 straight games when leading by 10 or more points at halftime.

- Anton Watson moved to No. 2 in program history with 190 steals in his career, trailing only John Stockton.

PROBABLE STARTERS (Based on previous game)



0 NEMBARD

33 GREGG

11 HICKMAN

13 IKE

22 WATSON

MIN -- 34.6	MIN -- 18.9	MIN -- 34.0	MIN -- 21.6	MIN -- 29.3
PPG -- 12.5	PPG -- 7.9	PPG -- 12.6	PPG -- 14.6	PPG -- 14.8
FG% -- 42.9	FG% -- 51.6	FG% -- 43.6	FG% -- 59.3	FG% -- 58.2
AST -- 6.39	3FG% -- 33.3	3FG% -- 36.2	3FG% -- 36.4	3FG% -- 44.8
AST/TO -- 2.80	RPG -- 5.5	RPG -- 2.2	RPG -- 7.6	RPG -- 7.6
STL -- 1.11	STL -- 1.11	AST -- 2.44	BLK -- 0.56	BLK -- 0.50



2023-24 SCHEDULE/RESULTS (H: 6-1; A: 2-2; N: 4-2)

Date	Rank	Opp Rank	Opponent	TV	Time/Result
NOVEMBER					
3	11/12	-/-	# LEWIS-CLARK STATE	KHQ	W, 96-58
10	11/12	-/-	YALE	KHQ/ROOT	W, 86-71
14	11/12	-/-	EASTERN OREGON	KHQ/ROOT PLUS	W, 123-57
20	11/10	2/2	% vs. Purdue	ESPN2	L, 63-73
21	11/10	-/-	% vs. Syracuse	ESPN2	W, 76-57
22	11/10	RV/24	% vs. UCLA	ESPN2	W, 69-65
28	11/10	-/-	CSU BAKERSFIELD	KHQ/ROOT PLUS	W, 81-65
DECEMBER					
2	11/10	RV/RV	@ vs. USC	ESPN	W, 89-76
5	7/8	-/-	ARKANSAS PINE BLUFF	KHQ/ROOT PLUS	W, 111-71
9	7/8	-/-	at Washington	ESPN2	L, 73-78
11	10/13	-/-	MISSISSIPPI VALLEY ST	KHQ/ROOT PLUS	W, 78-40
15	10/13	5/5	& vs. UConn	ESPN2	L, 63-76
20	15/16	-/-	JACKSON STATE	KHQ/ROOT	W, 100-76
29	13/16	RV/RV	SAN DIEGO STATE	ESPN2	L, 74-84
JANUARY					
4	24/25	-/-	* + PEPPERDINE	KHQ/ROOT PLUS	W, 86-60
6	24/25	-/-	* SAN DIEGO	KHQ/ROOT	W, 101-74
11	23/21	-/-	* at Santa Clara	ESPN	L, 76-77
18	RV/RV	-/-	* at Pepperdine	KHQ/ROOT PLUS	W, 86-61
20	RV/RV	-/-	* at San Diego	KHQ/ROOT	W, 105-63
25	RV/RV	RV/-	* SAN FRANCISCO	ESPN2	6 p.m.
27	RV/RV	-/-	* at Pacific	KAYU/ROOT	7 p.m.
30	-/-	-/-	* LOYOLA MARYMOUNT	ESPN	8 p.m.
FEBRUARY					
3	-/-	-/-	* SAINT MARY'S	ESPN	7:30 p.m.
7	-/-	-/-	* PORTLAND	CBS Sports Net	5 p.m.
10	-/-	-/-	at Kentucky	CBS	1 p.m.
15	-/-	-/-	* at Loyola Marymount	CBS Sports Net	6 p.m.
17	-/-	-/-	* PACIFIC	KHQ/ROOT	6 p.m.
22	-/-	-/-	* at Portland	KHQ/ROOT	6 p.m.
24	-/-	-/-	* SANTA CLARA	ESPN or ESPN2	5 or 7 p.m.
29	-/-	-/-	* ^ at San Francisco	ESPN2	8 p.m.
MARCH					
2	-/-	-/-	* at Saint Mary's	ESPN	7 p.m.
7-12	-/-	-/-	! WCC Championships	ESPN Networks	

Pacific times and HOME GAMES are in all caps

Exhibition game

% Maui Invitational (Honolulu - Stan Sheriff Center)

@ Legends of Basketball Las Vegas Invitational (MGM Grand Arena)

& Continental Tire Seattle Tip-Off (Climate Pledge Arena)

* West Coast Conference game

+ Game Played at Spokane Arena

^ Game Played at Chase Center

! WCC Championships - Las Vegas (Orleans Arena)

ZAG STAT

26 Ryan Nembhard hasn't committed a turnover in Gonzaga's last three games and has 26 assists since his last turnover. He matched a career-high with 12 assists in the win at San Diego. At Pepperdine, he had eight assists, and at Santa Clara he had five assists. He has gone three games without a turnover for the first time in his career.

ON THIS DATE




Jan. 25, 2014

Kevin Pangos scored 24 points as Gonzaga beat BYU 84-69. Sam Dower Jr. added 18 points. David Stockton and Gary Bell Jr. each scored 14 points for GU, which made 10 of 22 3-pointers in the game. Gonzaga shot 57.4 percent in the game and had 21 assists, seven by Pangos. BYU came in second in the nation in scoring 88 points per game.

- Gonzaga is 10-4 all-time on Jan. 25



2023-24 PLAYER NOTES

	0 Ryan Nembhard G 6-0 175 Jr. Aurora, Ont. Creighton Sociology <i>pronounced NIM-hard</i>	PPG 23-24 12.5 WCC 13.2 CAREER 11.9 22-23 12.1 23BE 12.3	RPG 4.1 4.0 3.7 4.0 4.9	APG 6.4 8.2 5.0 4.8 4.3	SPG 1.1 1.8 1.0 0.7 0.8	BPG 0.0 0.0 0.1 0.1 0.1	FG% 42.9 53.2 42.2 43.2 45.0	3FG% 25.0 50.0 32.2 35.6 33.3	FT% 83.7 80.0 82.1 87.1 86.8	Season Highs: <u>Points: 22-CSU Bakers. (11/28/23)</u> <u>Rebounds: 7-Arkansas-PB (12/5/23)</u> <u>Assists: 12-at San Diego (1/20/24)</u> <u>Made 3s: 4-vs. San Diego (1/6/24)</u>	Career Highs: <u>Points: 30-Baylor (3/19/23)</u> <u>Rebounds: 11- 2x, last at DePaul (3/4/23)</u> <u>Assists: 12-2x, last at USD (1/20/24)</u> <u>Made 3s: 4- 4x, San Diego (1/6/24)</u>	2022-23 Preseason Second Team All-BIG EAST ... 2022 Maui Invitational All-Tournament Team ... 2022-23 Cousy Point Guard Award Watch List ... 2021-22 Big East Freshman of the Year ... 2021 Paradise Jam All-Tournament Team ... guided Canada to a bronze medal at the FIBA U19 Basketball World Cup in 2021
	2 Steele Venters G 6-7 195 RJr. Ellensburg, Wash. Eastern Washington Organizational Leadership	PPG 23-24 0.0 24WCC 0.0 CAREER 13.5 22-23 15.3 23BS 13.0	RPG 0.0 0.0 3.0 2.8 3.0	APG 0.0 0.0 1.6 1.5 1.6	SPG 0.0 0.0 0.7 0.6 0.6	BPG 0.0 0.0 0.5 0.4 0.4	FG% 0.0 0.0 45.4 45.7 45.7	3FG% 0.0 0.0 40.3 37.1 41.0	FT% 0.0 0.0 84.6 84.5 87.7	Season Highs: <u>Points:</u> <u>Rebounds:</u> <u>Assists:</u> <u>Made 3s:</u>	Career Highs: <u>Points: 33- ND State (12/3/22)</u> <u>Rebounds: 9- at Idaho State (2/4/22)</u> <u>Assists: 6- Walla Walla (11/15/21)</u> <u>Made 3s: 6- Southern Utah (12/2/21)</u>	2022-23 Big Sky MVP ... 2022-23 1st Team All-Big Sky ... 2022-23 Big Sky All-Academic Team ... 2021-22 2nd Team All-Big Sky ... 1,130 career points ... 31 20-point games ... Averaged 23 points, eight rebounds and five assists per game as a senior in high school ... 1st team 2A All-State selection as a junior avg'd 26 points per game
	3 Luka Krajnović G 6-5 185 Fr. Zagreb, Croatia Sport Management <i>pronounced cry-nah-vitch</i>	PPG 23-24 3.3 WCC 0.0 CAREER 3.3	RPG 1.8 0.0 1.8	APG 1.0 0.0 1.0	SPG 0.7 0.0 0.7	BPG 0.0 0.0 0.0	FG% 43.8 0.0 43.8	3FG% 25.0 0.0 25.0	FT% 62.5 0.0 62.5	Season Highs: <u>Points: 7-2x, last Ark.-PB (12/5/23)</u> <u>Rebounds: 4-Eastern Ore. (11/14/23)</u> <u>Assists: 3-Arkansas-PB (12/5/23)</u> <u>Made 3s: 1-Eastern Ore. (11/14/23)</u>	Career Highs: <u>Points: 7-2x, last Ark.-PB (12/5/23)</u> <u>Rebounds: 4-Eastern Ore. (11/14/23)</u> <u>Assists: 3-Arkansas-PB (12/5/23)</u> <u>Made 3s: 1-Eastern Ore. (11/14/23)</u>	Croatia-Premier Liga Most Valuable Player of Year and First Team All-League ... played Bosco in the Croatian Premier League, Krajnovic averaged 17.6 points, while shooting 52.7 percent from the field ... led the league with the most total points... 2022 Under-18 Euro Championship A, Krajnovic averaged 13.1 points in seven games for Croatia
	4 Dusty Stromer G 6-6 192 Fr. Sherman Oaks, Calif. Notre Dame Psychology	PPG 23-24 6.3 WCC 5.6 CAREER 6.3	RPG 4.1 3.4 4.1	APG 1.6 1.8 1.6	SPG 0.7 0.4 0.7	BPG 0.5 0.4 0.5	FG% 35.8 40.0 35.8	3FG% 35.4 43.8 35.4	FT% 88.0 83.3 88.0	Season Highs: <u>Points: 15-USC (12/2/23)</u> <u>Rebounds: 8-UCLA (11/22/23)</u> <u>Assists: 5-2x, last at USD (1/20/24)</u> <u>Made 3s: 4-USC (12/2/23)</u>	Career Highs: <u>Points: 15-USC (12/2/23)</u> <u>Rebounds: 8-UCLA (11/22/23)</u> <u>Assists: 5-2x, last at USD (1/20/24)</u> <u>Made 3s: 4-USC (12/2/23)</u>	Led HS to CIF D1 title by averaging 17.3 ppg, 5.4 rpg, 2.2 apg and 1.2 spg a senior ... A repeat selection to the L.A. Times All-Star Team and all-CIFSS open division team ... four-star recruit according to ESPN and 247Sports. He ranks as the 34th top recruit in his class on ESPN 100 ... avg'd 20.2 ppg, 6.6 rpg and 1.4 spg as junior
	11 Nolan Hickman G 6-2 183 Jr. Seattle, Wash. Wasatch Academy Sport Management	PPG 23-24 12.6 WCC 13.4 CAREER 7.7 22-23 7.7 23WCC 7.6	RPG 2.2 2.2 2.1 2.4 2.6	APG 2.4 2.4 2.3 3.1 2.6	SPG 1.3 2.0 0.9 1.0 1.0	BPG 0.4 0.4 0.3 0.3 0.3	FG% 43.6 43.6 43.1 42.0 42.4	3FG% 36.2 38.2 34.4 35.4 30.6	FT% 78.6 54.5 77.3 81.3 70.6	Season Highs: <u>Points: 19-Syracuse (11/21/23)</u> <u>Rebounds: 5-MVST (12/11/23)</u> <u>Assists: 5-2x, last Ark.-PB (12/5/23)</u> <u>Made 3s: 4-vs. Pepperdine (1/4/24)</u>	Career Highs: <u>Points: 20-at Santa Clara (1/7/23)</u> <u>Rebounds: 7-Kent State (12/5/22)</u> <u>Assists: 8- Baylor (12/2/22)</u> <u>Made 3s: 5- vs. Chicago State (3/1/23)</u>	Seven 5+ assist games last season ... played in all 32 as a freshman ... 2021-22 WCC All-Freshman Team ... 24th-ranked player in the Class of 2021 ... Named a McDonald's All-American and the Utah player of the year by MaxPreps ... averaged 16 points, 3.3 assists and 2.5 rebounds per game as HS senior.
	13 Graham Ike F 6-9 240 RJr. Aurora, Colo. Wyoming Economics-Arts <i>pronounced Eek-kay</i>	PPG 23-24 14.6 WCC 14.8 CAREER 16.5 21-22 19.5 22MW 20.3	RPG 7.6 6.2 8.2 9.6 10.6	APG 0.9 0.8 1.1 1.3 1.2	SPG 0.8 0.4 0.7 0.7 0.6	BPG 0.6 0.8 0.4 0.3 0.5	FG% 59.3 59.3 54.1 51.0 49.0	3FG% 36.4 0.0 30.4 27.3 25.0	FT% 72.1 66.7 71.3 71.6 74.4	Season Highs: <u>Points: 25-Eastern Ore. (11/14/23)</u> <u>Rebounds: 14-Syracuse (11/21/23)</u> <u>Assists: 3-Eastern Ore. (11/14/23)</u> <u>Blocks: 2-2x, last San Diego (1/6/24)</u>	Career Highs: <u>Points: 35-Denver (12/2/21)</u> <u>Rebounds: 18- at San Jose State (2/13/22)</u> <u>Assists: 3-5x, last EOU (11/14/23)</u> <u>Blocks: 2-4x, last San Diego (1/6/24)</u>	Sat out 2022-23 season with injury ... 2022-23 Preseason Mountain West Player of the Year ... 2022-23 First Team All-MW by the media and Second Team by the coaches ... ranked 2nd in MW in scoring and rebounding ... avg'd 11.2 ppg and 5.4 rpg as a freshman in 12 games with seven starts ... 3-star recruit in high school.
	14 Pavle Stosic F 6-9 215 Fr. Niš, Serbia Sport Management <i>pronounced paw-vlay stow-sitch</i>	PPG 23-24 1.3 WCC 0.0 CAREER 1.3	RPG 0.9 0.7 0.9	APG 0.3 0.3 0.3	SPG 0.1 0.3 0.1	BPG 0.4 0.3 0.4	FG% 41.7 0.0 41.7	3FG% 0.0 0.0 0.0	FT% 0.0 0.0 0.0	Season Highs: <u>Points: 4-Arkansas-PB (12/5/23)</u> <u>Rebounds: 3-Arkansas-PB (12/5/23)</u> <u>Assists: 1-2x, last San Diego (1/6/24)</u> <u>Blocks: 2-Eastern Ore. (11/14/23)</u>	Season Highs: <u>Points: 4-Arkansas-PB (12/5/23)</u> <u>Rebounds: 3-Arkansas-PB (12/5/23)</u> <u>Assists: 1-2x, last San Diego (1/6/24)</u> <u>Blocks: 2-Eastern Ore. (11/14/23)</u>	Played with the Serbian Top 18 national team in the European Top 18 Challengers tournament in 2021 ... scored 33 points in 5 games, while grabbing 4.2 rpg ... appeared in 8 games in two Adidas Next Generation tournaments in Italy and Turkey with Zaragoza U18 ... also a member of Casademont Zaragoza in the Champions League.
	21 Jun Seok Yeo F 6-8 215 So. Seoul, Korea Korea Univ. Sport Management <i>pronounced JUNE Suh-k YO</i>	PPG 23-24 2.9 WCC 2.3 CAREER 2.9	RPG 1.6 1.5 1.6	APG 0.4 0.3 0.4	SPG 0.1 0.3 0.1	BPG 0.2 0.0 0.2	FG% 42.1 33.3 42.1	3FG% 15.8 0.0 15.8	FT% 66.7 75.0 66.7	Season Highs: <u>Points: 10-Arkansas-PB (12/5/23)</u> <u>Rebounds: 7-Eastern Or. (11/14/23)</u> <u>Assists: 4-Eastern Ore. (11/14/23)</u> <u>Made 3s: 2-MVST (12/11/23)</u>	Season Highs: <u>Points: 10-Arkansas-PB (12/5/23)</u> <u>Rebounds: 7-Eastern Or. (11/14/23)</u> <u>Assists: 4-Eastern Ore. (11/14/23)</u> <u>Made 3s: 2-MVST (12/11/23)</u>	Attended the NBA Global Academy in Australia, graduated from Yongsan High School ... at 2021 FIBA U-19 World Cup in Latvia, Yeo avg'd a tournament-high 25.6 ppg, and 10.6 rpg which was 2nd in the event ... helped Korea's senior national team qualify for the FIBA Asia Cup 2021 avg'd 12.3 ppg and 4 rpg with national team
	22 Anton Watson F 6-8 228 Gr. Spokane, Wash. Gonzaga Prep Organizational Leadership	PPG 23-24 14.8 WCC 16.4 CAREER 9.0 22-23 11.1 23WCC 12.9	RPG 7.6 7.6 5.0 6.2 6.2	APG 2.6 2.6 1.9 2.4 2.4	SPG 1.6 1.6 1.4 1.8 2.0	BPG 0.5 0.4 0.5 0.7 0.4	FG% 58.2 66.0 58.8 60.8 64.8	3FG% 44.8 42.9 29.7 33.3 35.3	FT% 64.5 68.4 62.1 54.8 54.8	Season Highs: <u>Points: 32-2x, last vs. SCU (1/11/24)</u> <u>Rebounds: 13-2x, CSUB (11/18/23)</u> <u>Assists: 6-Jackson St. (12/20/23)</u> <u>Blocks: 1-8x, vs Pepperdine (1/4/24)</u>	Career Highs: <u>Points: 32-2x, last vs. SCU (1/11/24)</u> <u>Rebounds: 13-4x, CSUB (11/18/23)</u> <u>Assists: 8- Pepperdine (12/31/22)</u> <u>Blocks: 3- Northwestern State (12/20/21)</u>	2022-23 Honorable Mention All-WCC ... 2nd in WCC at 66.0 2pt% ... Finished fifth in the WCC for steals per game at 1.3 and totaled 40 steals ... played in all 32 games as sophomore, making 17 starts ... appeared in 15 games as a freshman ... ranked 46th on 247 Sports and was a four-star recruit of Spokane's Gonzaga Prep
	25 Colby Brooks F 6-7 215 RJr. Los Angeles, Calif. Loyola HS Communication Studies	PPG 23-24 2.0 WCC 2.3 CAREER 2.3 22-23 2.6 23WCC 2.5	RPG 2.0 1.3 1.5 1.0 0.8	APG 0.1 0.0 0.1 0.0 0.0	SPG 0.0 0.0 0.1 0.3 0.3	BPG 0.0 0.0 0.0 0.0 0.0	FG% 41.7 40.0 56.5 72.7 80.0	3FG% 0.0 0.0 50.0 50.0 0.0	FT% 57.1 100 66.7 50.0 66.7	Season Highs: <u>Points: 5-at San Diego (1/20/24)</u> <u>Rebounds: 7-Eastern Or. (11/14/23)</u> <u>Assists: 1-Arkansas-PB (12/5/23)</u> <u>Blocks:</u>	Career Highs: <u>Points: 7- Eastern Oregon (12/28/22)</u> <u>Rebounds: 7- Eastern Or. (11/14/23)</u> <u>Assists: 1-Arkansas-PB (12/5/23)</u> <u>Made 3s: 1- Eastern Oregon (12/28/22)</u>	Appeared in 8 games last season, a total of 22 minutes ... In high school avg'd 16 ppg and 8 rpg as a senior ... named All-Mission League Second Team as a senior ... was a first team selection to the All-Tournament team in three different tournaments ... avg'd 10 ppg and 5 rpg as a junior ... AAU basketball with BTI Elite.
	33 Ben Gregg F 6-10 230 Jr. Clackamas, Ore. Clackamas Sport Management	PPG 23-24 7.9 WCC 10.0 CAREER 4.3 22-23 5.1 23WCC 5.5	RPG 5.5 8.0 2.9 3.0 3.2	APG 1.1 1.4 0.6 0.7 0.8	SPG 1.1 1.2 0.4 0.5 0.4	BPG 0.5 0.4 0.5 0.7 0.7	FG% 51.6 52.8 48.1 50.4 50.7	3FG% 33.3 25.0 34.6 37.7 33.3	FT% 73.8 61.5 70.2 76.2 64.7	Season Highs: <u>Points: 22-vs. San Diego (1/6/24)</u> <u>Rebounds: 11-at USD (1/20/24)</u> <u>Assists: 5-at San Diego (1/20/24)</u> <u>Made 3s: 2-4x, last at USD (1/20/24)</u>	Career Highs: <u>Points: 22-vs. San Diego (1/6/24)</u> <u>Rebounds: 11-at USD (1/20/24)</u> <u>Assists: 5-at San Diego (1/20/24)</u> <u>Blocks: 3, 2x, last TCU (3/19/23)</u>	Appeared in 17 games in 2021-22 ... graduated early, joined Zags as a freshman in 2020-21 ... Played in 18 games for GU in 2020-21 ... No. 29 recruit in ESPN's top 100 in 2020-21 ... as HS junior Oregon Gatorade Player of the Year, after averaging 21.1 points, 9.3 rebounds and 3.3 assists per game
	34 Braden Huff F 6-10 242 RFr. Glen Ellyn, Ill. Glenbard West Undeclared Business	PPG 23-24 11.4 WCC 13.8 CAREER 11.4	RPG 4.2 4.2 4.2	APG 0.6 0.2 0.6	SPG 0.3 0.2 0.3	BPG 0.7 0.7 0.7	FG% 64.4 70.5 64.4	3FG% 34.2 27.3 34.2	FT% 46.3 50.0 46.3	Season Highs: <u>Points: 26-at San Diego (1/20/24)</u> <u>Rebounds: 9-2x, Jack. St. (12/20/23)</u> <u>Assists: 3-vs. San Diego (1/6/24)</u> <u>Made 3s: 3-Syracuse (11/21/23)</u>	Season Highs: <u>Points: 26-at San Diego (1/20/24)</u> <u>Rebounds: 9-2x, Jack. St. (12/20/23)</u> <u>Assists: 3-vs. San Diego (1/6/24)</u> <u>Made 3s: 3-Syracuse (11/21/23)</u>	Redshirted last season ... Four-star recruit according to ESPN and 247Sports Named Mr. Basketball in Illinois as senior ... averaged 16.4 points, 5.7 rebounds, 3.2 assists and 1.3 steals while shooting 61% from the field as a senior ... led Glenbard West to the Illinois 4A title ... 17.5 ppg, 6.5 rpg, 2.8 apg and 1.5 blocks as a junior

GENERAL

Location..... Spokane, Wash.
Founded..... 1887
Total Enrollment 7,253
 Undergraduate 5,093
 Master's Students 1,407
 Doctoral Students..... 255
 Law Students 498
Campus Size 152 acres
Nickname..... Bulldogs
Colors Navy and white
Conference West Coast (WCC)

ADMINISTRATION

President Dr. Thayne M. McCulloh
 Alma Mater..... Gonzaga '89
Athletic Director Chris Standiford
 Alma Mater..... Gonzaga '91
Athletic Phone (509) 313-4202
Ticket Office Phone (509) 313-6000

SPORTS INFORMATION

Asst. AD/Communications (MBB) Barrett Henderson
 Office Phone..... (509) 313-4288
 Cell Phone..... (541) 805-5687
 Email hendersonb@gonzaga.edu
SID Mailing Address
 Gonzaga Athletics
 502 E. Boone Ave.
 Spokane, WA 99258-0066
Web Site..... www.GoZags.com
Twitter @ZagMBB
Instagram @ZagMBB
Facebook /ZagMBB

RADIO INFORMATION

Gonzaga Sports Properties
Contact Mark Livingston
Address
 Gonzaga Athletics
 502 E. Boone Ave.
 Spokane, WA 99258-0066
Phone (509) 313-5729
Play-by-Play Announcer Tom Hudson
 Email tomhudson@icloud.com
Analyst Adam Morrison

MCCARTHEY ATHLETIC CENTER

Year Opened 2004
Capacity 6,000
Consecutive sellouts 290 (11/19/04-present)
 Straight sellouts overall 312 (since 11/8/01)
Record 273-17 (.941)
 Undefeated seasons (last) 7 (2021-22)
Conference Record..... 144-8 (.947)
 Undefeated seasons (last) 12 (2021-22)

2023-24 ROSTER

NUMERICAL ROSTER

No.	Name	Pos.	Ht.	Wt.	Yr.	Hometown/High School/College
0	Ryan Nembhard	G	6-0	175	JR	Aurora, ON/Montverde/Creighton
2	Steele Venters	G	6-7	195	RJR	Ellensburg, WA/Ellensburg/Eastern Washington
3	Luka Krajnović	G	6-5	185	FR	Zagreb, Croatia
4	Dusty Stromer	G	6-6	192	FR	Sherman Oaks, CA/Notre Dame
10	Joaquim ArauzMoore	G	6-1	170	FR	Ross, CA/Branson
11	Nolan Hickman	G	6-2	183	JR	Seattle, WA/Wasatch Academy
13	Graham Ike	F	6-9	240	RJR	Aurora, CO/Overland/Wyoming
14	Pavle Stosic	F	6-9	215	FR	Niš, Serbia
15	Joe Few	G	6-0	170	RSO	Spokane, WA/Gonzaga Prep
21	Jun Seok Yeo	F	6-8	215	SO	Seoul, South Korea/NBA Global Academy/Yongsan/Korea U.
22	Anton Watson	F	6-8	228	GR	Spokane, WA/Gonzaga Prep
25	Colby Brooks	F	6-7	215	RJR	Los Angeles, CA/Loyola
33	Ben Gregg	F	6-10	230	JR	Clackamas, OR/Clackamas
34	Braden Huff	F	6-10	242	RFR	Glen Ellyn, IL/Glenbard West

ALPHABETICAL ROSTER

No.	Name	Pos.	Ht.	Wt.	Yr.	Hometown/High School/College
10	Joaquim ArauzMoore	G	6-1	170	FR	Ross, CA/Branson
25	Colby Brooks	F	6-7	215	RJR	Los Angeles, CA/Loyola
15	Joe Few	G	6-0	170	RSO	Spokane, WA/Gonzaga Prep
33	Ben Gregg	F	6-10	230	JR	Clackamas, OR/Clackamas
11	Nolan Hickman	G	6-2	183	JR	Seattle, WA/Wasatch Academy
34	Braden Huff	F	6-10	242	RFR	Glen Ellyn, IL/Glenbard West
13	Graham Ike	F	6-9	240	RJR	Aurora, CO/Overland/Wyoming
3	Luka Krajnović	G	6-5	185	FR	Zagreb, Croatia
0	Ryan Nembhard	G	6-0	175	JR	Aurora, ON/Montverde/Creighton
14	Pavle Stosic	F	6-9	215	FR	Niš, Serbia
4	Dusty Stromer	G	6-6	192	FR	Sherman Oaks, CA/Notre Dame
2	Steele Venters	G	6-7	195	RJR	Ellensburg, WA/Ellensburg/Eastern Washington
22	Anton Watson	F	6-8	228	GR	Spokane, WA/Gonzaga Prep
21	Jun Seok Yeo	F	6-8	215	SO	Seoul, South Korea/NBA Global Academy/Yongsan/Korea U.

COACHING STAFF

Head Coach: Mark Few (25th Season), Oregon, 1987
Assistant Coach: Brian Michaelson (11th Season), Gonzaga, 2005
Assistant Coach: R-Jay Barsh (First Season) Puget Sound, 2007
Assistant Coach: Stephen Gentry (Third Season), Gonzaga, 2006
Assistant Coach: Zach Norvell Jr. (First Season), Gonzaga, 2023
Assistant Coach - Director of Operations: Jorge Sanz (Sixth Season), Florida Atlantic, 2011
Video Coordinator: Kurt Baumbauer (Second Season), Gonzaga, 2017
Strength and Conditioning: Travis Knight (18th Season), Gonzaga, 2000
Athletic Trainer: Josh Therrien (Eighth Season), Washington State, 2007

PRONUNCIATION GUIDE

Gonzaga: Gone-ZAG-uh (Zag rhymes with "bag")
Graham IKE: Eek-kay
Luka KRAJNOVIC: cry-nah-vitch
JUN SEOK YEO: JUNE Suh-k YO
PAVLE STOSIC: paw-vlay stow-sitch

BREAKDOWN BY LOCATION

Washington (4): Few, Hickman, Venters, Watson
California (3): ArauzMoore, Brooks, Stromer
Colorado (1): Ike
Illinois (1): Huff
Oregon (1): Gregg
Ontario (1): Nembhard
Croatia (1): Krajnović
Serbia (1): Stosic
South Korea (1): Yeo

BREAKDOWN BY CLASS

Graduate (1): Watson
Junior (6): Brooks, Gregg, Hickman, Ike, Nembhard, Venters
Sophomore (2): Few, Yeo
Freshman (5): ArauzMoore, Huff, Krajnović, Stosic, Stromer



HEAD COACH - MARK FEW



NOTES

Gonzaga University head coach Mark Few has established himself as one of the most successful coaches in NCAA Division I basketball annals in his 24 seasons at the helm, and in the process has made Bulldog basketball a household name across the country. He served as an assistant coach at GU for 10 seasons prior to take the reins of the program. Few has put together one of the most dominating runs in NCAA history, especially in the West Coast Conference. The Zags have won or shared 22 regular season league titles in his 24 seasons (all but the 1999-2000 and 2011-12 season) and taken home the conference tournament championship 19 times. The Bulldogs won or shared 11 straight West Coast Conference regular-season titles from 2000-11 and from 2012-23, which are the third-best streaks all-time in the NCAA Division I ranks behind UCLA's 13 Pac-10 Conference titles from 1967-79 and Kansas's 14 Big 12 Conference titles from 2005-18. Few led Gonzaga to the national championship game in the program's first-ever Final Four in 2017, and again in the second Final Four in 2021. Under Few, GU has appeared in five Elite Eight appearances (2015, 2017, 2019, 2021 and 2023) and 12 Sweet 16 appearances (2000, '01, '06, '09, '15, '16, '17, '18, '19, '21, '22, '23). He has coached 21 All-Americans, nine Academic All-Americans, 98 all-conference selections, 17 WCC Players of the Year, 10 league newcomers of the year and nine league defenders of the year. Few has also cultivated NBA talent, including current NBA players in Domantas Sabonis, Kelly Olynyk, Zach Collins, Rui Hachimura, Brandon Clarke, Jalen Suggs, Corey Kispert, Chet Holmgren, Andrew Nembhard, Julian Strawther and Filip Petrusev. He also helped recruit and develop Dan Dickau, Richie Frahm, Adam Morrison, Jeremy Pargo, Elias Harris, Austin Daye, Rob Sacre, Ronny Turiaf, Kevin Pangos, Killian Tillie and Joel Ayayi, all NBA players. Morrison was the highest-drafted player in GU history when he was taken No. 3 overall by the Charlotte Bobcats in 2006, but Holmgren was taken second overall by the Oklahoma City Thunder in the 2022 draft.

Entering the 2023-24 Season, Few:

- Is the winningest active coach by percentage at .836 (688-135)
- Ranks second in winning percentage after 21 seasons at .828 (599-124), second after 22 seasons at .834 (630-125) and second after 23 seasons at .836 (657-129).
- Is in the Top 15 among active Division I coaches for most 20-win seasons with 24, never having won less than 20 games in a season ... Is first for most consecutive 20-win seasons for active coaches with 24

In December 2021, Few was named as an assistant coach for the USA men's national team. The coaching staff for the 2022-24 USA Basketball Men's National Team was announced when USA Basketball Men's National Team managing director Grant Hill officially named eight-time NBA championship Golden State Warriors head coach Steve Kerr to lead the USA Men's National Team. Additionally, Few, Miami Heat head mentor Erik Spoelstra and Los Angeles Clippers head coach Tyron Lue will complete the 2022-24 USA National Team coaching staff as assistant coaches. As an assistant coach, Few will help lead the USA National Team in 2022-24, which will include all USA Men's National Team training camps, the 2023 FIBA World Cup that was held in the Philippines, Japan, and Indonesia, and the 2024 Summer Olympic Games that are scheduled for July 26-Aug. 11 in Paris, France. Few was an assistant coach to the Team USA Select Team at the USA Basketball Men's National Team Training Camp in Las Vegas in 2021. Few served as an assistant coach with the 2019 Select Team and was one of nine assistants at the national team's 2018 minicamp in Las Vegas. He was the head coach for the United States team that took third place at the 2015 Pan American Games, and he was an assistant coach when the U.S. won a gold medal at the 2012 FIBA Americas U18 Tournament.

For all that Few has accomplished on the court, his achievements off of it are equally impressive. In 2002, Mark and his wife Marcy initiated the Spokane branch of Coaches vs Cancer. The Few's annual event would become the largest Coaches vs Cancer fundraiser across the country. Quietly and without fanfare, Few has created a culture of giving at Gonzaga. In 2007, Gonzaga began hosting the Ronald McDonald House Charities Classic. For six seasons, these annual games helped raise over \$750,000 for Spokane's Ronald McDonald House. Building on their success with Coaches vs Cancer, the Fews and others in the Spokane region launched the Community Cancer Fund in 2014 to keep more money in the local market while devoting more resources to cancer patients, their families and the local organizations that serve them. In the last six years, the Community Cancer Fund has raised over 17 million dollars bringing the total raised over 18 years between the organizations to well over 25 million dollars. Among the highlights, the charity established a 3-million-dollar endowment to fund Camp Good Times, a week-long summer camp for kids with cancer.

And this year, the Community Cancer Fund worked to increase lodging options for cancer patients and their families traveling to the region for treatment, which included the completion and opening of a 5-million-dollar Hospitality Center at Kootenai Health and a campus expansion of Spokane's Ronald McDonald House.

HEAD COACH

Year	Overall W L	Conf. W L	WCC Finish	Post-Season
2024	13 5	4 1	-	-
2023	31 6	14 2	T-1st	NCAA Elite Eight
2022	28 4	13 1	1st	NCAA Sweet 16
2021	31 1	15 0	1st	NCAA Runner-Up
2020	31 2	15 1	1st	NCAA Canceled
2019	33 4	16 0	1st	NCAA Elite Eight
2018	32 5	17 1	1st	NCAA Sweet 16
2017	37 2	17 1	1st	NCAA Runner-Up
2016	28 8	15 3	T-1st	NCAA Sweet 16
2015	35 3	17 1	1st	NCAA Elite Eight
2014	29 7	15 3	1st	NCAA 3rd Round
2013	32 3	16 0	1st	NCAA 3rd Round
2012	26 7	13 3	2nd	NCAA 3rd Round
2011	25 10	11 3	T-1st	NCAA 3rd Round
2010	27 7	12 2	1st	NCAA 2nd Round
2009	28 6	14 0	1st	NCAA Sweet 16
2008	25 8	13 1	1st	NCAA 1st Round
2007	23 11	11 3	1st	NCAA 1st Round
2006	29 4	14 0	1st	NCAA Sweet 16
2005	26 5	12 2	1st	NCAA 2nd Round
2004	28 3	14 0	1st	NCAA 2nd Round
2003	24 9	12 2	1st	NCAA 2nd Round
2002	29 4	13 1	1st	NCAA 1st Round
2001	26 7	13 1	1st	NCAA Sweet 16
2000	26 9	11 3	2nd	NCAA Sweet 16
TOTAL	701 140	334 35		

ASSISTANT COACH

Year	Overall W L	Conf. W L	WCC Finish	Post-Season
1999	28 7	12 2	1st	NCAA Elite Eight
1998	24 10	10 4	1st	NIT - 2nd Round
1997	15 12	8 6	T-4th	
1996	21 9	10 4	T-1st	NIT
1995	21 9	7 7	4th	NCAA
1994	22 8	12 2	1st	NIT 2nd Round
1993	19 9	10 4	2nd	
1992	20 10	8 6	3rd	

GRADUATE ASSISTANT COACH

Year	Overall W L	Conf. W L	WCC Finish	Post-Season
1991	14 14	5 9	4th	
1990	8 20	3 11	8th	

WCC Regular-Season Titles (25)

2013-23; 2001-11; 1998-99; 1996; 1994

WCC Tournament Titles (21)

2020-23; 2013-18; 2009-11; 2004-07; 1999-02; 95

WCC Tournament Championship Games (28)

1998-2023; 1995-96; 1992

NCAA Tournament Appearances (24)

1999-2023; 1995

NIT Appearances (3) 1998, 1996, 1994

ABOUT THE DONS

- San Francisco had its seven-game win streak snapped with a 77-60 home loss to Saint Mary's Saturday. Ryan Beasley finished with a career-high 17 points on 7-of-10 from the floor off the bench for the Dons. Malik Thomas (12 points) and Jonathan Mogbo (11 points) also finished in double figures for USF.
- San Francisco is 10th in NCAA Div. 1 in scoring defense (63.0), scoring margin (16.0) and field goal percentage (50.0), which are all second in the conference.
- The Dons lead the WCC in opponent three-point field goal percentage (30.8), free throw percentage (76.5), turnover margin (2.85), and steals per game (8.75).
- Mogbo is fourth in the conference in scoring (15.4), shooting a league-best 68.0 percent from the field. He also tops the WCC in rebounding (10.5), which ranks eighth in the nation. His eight double-doubles are fifth in the country. He leads the conference in steals per game (1.8) as well.
- Through five WCC games he is averaging 20.2 points, at 71.4 percent from the field, and 11.8 rebounds.
- Marcus Williams is adding 13.9 points per game this season, and Malik Thomas averages 11.4 points.

SERIES INFO

- The 94th all-time meeting between GU and San Francisco. GU has a 71-22 advantage in the series.
- GU is 50-4 against San Francisco under Mark Few.
- The Zags have won 27 straight versus the Dons. USF's last win in the series came on Feb. 18, 2012, 66-65, at USF.
- Gonzaga has won 34 in-a-row in Spokane in the series, including all 19 in the McCarthy Athletic Center.
- The Bulldogs are 39-2 against USF in Spokane all-time. The Dons last won in Spokane in 1989, 67-64.
- In last season's meeting in Spokane, Rasir Bolton scored 23 points and had six assists, and Drew Timme added 21 points to lead Gonzaga past San Francisco 99-81 on Feb. 9.
- In the last matchup, Anton Watson scored 20 points and Drew Timme had 17 to help the Bulldogs beat pesky San Francisco 84-73 in the 2023 WCC Tournament semifinals in Las Vegas. Ben Gregg added 12 points for GU.
- GU is 26-18 all-time at San Francisco. The Bulldogs have won the last 11 matchups at USF.
- San Francisco edged GU, 64-62, in the first-ever meeting at USF on Jan. 28, 1961.

UP NEXT

- The 23rd all-time meeting between GU and Pacific.
- The Zags have won 21 of the previous 22 matchups in the series, including the last 19 straight.
- The Bulldogs are 19-0 against Pacific under Mark Few.
- The Tigers lone victory in the series came in Stockton in 1976, 70-60.
- The Bulldogs won the last meeting between the teams, 99-90 at Pacific on Jan. 21, 2023. Drew Timme scored 24 of his career-high 38 points in the second half, including 18 straight points during one stretch. Anton Watson added 16 points and 13 rebounds, and the Bulldogs outscored Pacific 58-38 in the paint.
- GU has won nine of the 10 meetings in Stockton, including the last eight.
- Gonzaga has won all 11 meetings in Spokane, including all 10 inside the McCarthy Athletic Center.
- The Zags edged Pacific, 85-83, in the first-ever meeting in Stockton on Feb. 5, 1959.

HUFF NAMED FRESHMAN OF THE WEEK

- During Gonzaga's dominating 105-63 win over San Diego

last Saturday, Huff tallied 26 points in just 20 minutes of work. He shot 12-for-17 from the field and amassed five rebounds against the Toreros.

- Huff is now tied with Portland's Tyler Harris for three WCC Men's Basketball Freshman of the Week honors this season.

WHERE WE RANK

- GU is sixth in the nation in field goal percentage (50.4) and 14th in field goal percentage defense (39.1).
- The Zags lead the WCC in scoring offense (85.6), which also ranks ninth in the nation. GU is seventh in the country in scoring margin at 17.6, which tops the conference.
- Gonzaga is 13th in the country in rebound margin (9.8), and eighth averaging 42.28 rebounds per game.
- Ryan Nembhard tops the WCC in assists per game (6.4), which also ranks 12th in the country.

ZERO FOR ZERO

- Ryan Nembhard finished with 12 assists and no turnovers in the win at San Diego. It was the most assists by a Zag since his brother Andrew had 14 at Pepperdine on Feb. 16, 2022. It was the most assists by a Zag without a turnover since Andrew had 12 in a home win over BYU on Jan. 13, 2022.
- Ryan has played three straight games without committing a turnover; 5 assists at Santa Clara, 8 at Pepperdine, 12 at San Diego. He has thrown his last 26 assists without a turnover.
- It's the first time in his career he has gone three games without a turnover.

TRIPLE THE DOUBLE-DOUBLES

- Three Zags finished with double-doubles in the win at San Diego. Ben Gregg finished with 15 points and 11 rebounds, Anton Watson had 12 points and 10 rebounds, and Ryan Nembhard scored 12 points and dished out 12 assists.
- It was the first time GU had three double-doubles in the same game since 2018 at Creighton. Brandon Clarke (27 pts, 10 rbs), Rui Hachimura (22 pts, 11 rbs), and Josh Perkins (13 pts, 13 asts) all had double-doubles in the win in Omaha.

B HUFF B TOUGH

- Braden Huff racked up a career-high 26 points on 12-of-17 shooting from the field in the win at San Diego.
- It was the most by a Gonzaga freshman since Jalen Suggs scored 27 points against Iowa in 2020.

EFFICIENT THROUGH FIVE

- Through the first five games of West Coast Conference play, GU leads the league in field goal percentage at 54.6 percent. San Francisco is second at 51.1 percent.
- The Dons' Jonathan Mogbo tops the WCC shooting 71.4 percent from the field in conference play. GU owns the next four spots in the league's top five; Braden Huff (70.5), Anton Watson (66.0), Graham Ike (59.3) and Ryan Nembhard (53.2).
- Huff is shooting 84.8 percent from two-point range in conference play, which is second in the WCC.

FEW JOINS 700 CLUB

- Gonzaga Head Coach Mark Few reached the 700-win plateau in his head coaching career with the win at Pepperdine.
- He is the 14th active head coach in NCAA Div. 1 to reach 700 victories.
- Few ranks second in NCAA Div. 1 history behind Kentucky's Adolph Rupp (700-136) as the fastest to 700 wins.
- Just 36 other coaches in NCAA Division I history have hit the 700-win milestone. Of those, only seven have done it at one school: UTEP's Don Haskins, DePaul's Ray Meyer, Western Kentucky's Ed Diddle, Mount Saint Marys' Jim Phelan,

VERSUS SAN FRANCISCO ...

CAREER STATS

	GP/GS	PPG	RPG	Note	MPG
Watson	8/4	10.0	5.3	54.2 FG%	24.4
Hickman	6/3	3.7	2.0	1.7 apg	21.8
Gregg	4/0	6.8	1.5	8/17 3FG	12.3

NOTABLE PERFORMANCES

Anton Watson

- 20 pts, 7 rbs, 2 blks (3-6-23, N)
- 15 pts, 10 rbs, 4 stls (2-9-23, H)
- 14 pts, 6/9 FG, 4 rbs (1-5-23, A)
- 8 pts, 10 rbs, 3 asts (3-7-22, N)
- 11 pts, 5 rbs, 2 asts (1-20-22, H)
- 8 pts, 4 rbs, 3 asts (1-2-21, H)

Nolan Hickman

- 8 pts, 4 asts, 2 stls (3-6-23, N)
- 8 pts, 3 asts, 1 blk (1-5-23, A)

Ben Gregg

- 12 pts, 4/6 3FG, 16 mins (3-6-23, N)
- 9 pts, 3 rbs, 2 3FGM (2-9-23, H)

LAST FIVE SEASONS

	N	W	84-73*
2022-23	H	W	99-81
	A	W	77-75
2021-22	N	W	81-71*
	A	W	89-73
	H	W	78-62
2020-21	A	W	100-61
	H	W	85-62
2019-20	N	W	81-77*
	H	W	71-54
	A	W	83-79
2018-19	H	W	92-62
	A	W	96-83
2017-18	N	W	88-60*
	H	W	82-73
	A	W	75-65

* WCC Tournament in Las Vegas

THE LAST MEETING

March 6, 2023 - Las Vegas - Gonzaga, 84-73

Anton Watson scored 20 points and Drew Timme had 17 to help the Bulldogs beat San Francisco 84-73 in the 2023 WCC Tournament semifinals. Julian Strawther scored 15 points and Ben Gregg had 12. Marcus Williams had 11 points for the Dons.

BY THE NUMBERS

Overall: 71-22
In Spokane: 39-2
In McCarthy Athletic Center: 19-0
In San Francisco: 26-18
At Neutral Site: 7-2
Few vs. USF: 50-4
Gerlufson vs. GON: 1-2
Most GON Points: 106, 106-67 (1995)
Most USF Points: 106, 98-106 (ot) (1995)
Fewest GON Points: 50, 50-62 (1989)
Fewest USF Points: 41, 69-41 (2013)
Largest GON Margin: +42, 92-50 (2004)
Largest USF Margin: +17, 74-91 (1962)
Last GON Win: 3/6/23, 84-73
Last USF Win: 2/18/12, 66-65
Current Streak: Won 27
Longest GON Win Streak: 27*
Longest GON Home Win Streak: 34*
Longest GON Away Win Streak: 11*
Longest USF Win Streak: 5
Longest USF Home Win Streak: 10
Longest USF Away Win Streak: 1
In Overtime: 3-3
* Active Streak

BEST WINNING PERCENTAGE SINCE 2010-11

	W	L	Pct.
1. <i>Gonzaga</i>	398	62	.865
2. Kansas	382	89	.811
3. Duke	361	98	.786
4. Arizona	347	105	.768
5. Kentucky	352	110	.762

BEST WINNING PERCENTAGE LAST TEN SEASONS

	W	L	Pct.
1. Gonzaga	347	45	.885
2. Kansas	315	79	.799
3. Villanova	300	84	.781
4. Duke	302	86	.778
5. Arizona	294	85	.776

BEST WINNING PERCENTAGE LAST FIVE SEASONS

	W	L	Pct.
1. Gonzaga	154	17	.901
2. Houston	149	26	.851
3. Kansas	137	36	.792
4. San Diego State	129	36	.782
5. Liberty	131	37	.780

BEST WINNING PERCENTAGE LAST THREE SEASONS

	W	L	Pct.
1. Gonzaga	90	11	.891
2. Houston	93	14	.869
3. Arizona	78	20	.796
4. Baylor	78	20	.796
5. San Diego State	78	21	.788

BEST HOME PERCENTAGE LAST FIVE SEASONS

	W	L	Pct.
1. Gonzaga	77	1	.987
2. Kansas	75	4	.949
3. Liberty	78	5	.94
4. S Dakota State	62	4	.939
5. Houston	80	6	.930

BEST TRUE ROAD PERCENTAGE SINCE 2010-11

	W	L	Pct.
1. Gonzaga	107	22	.829
2. Wichita State	102	39	.723
3. Saint Mary's	89	42	.679
4. Kansas	90	48	.652
5. Belmont	126	72	.636

BEST ROAD PERCENTAGE LAST FIVE SEASONS

	W	L	Pct.
1. Gonzaga	38	5	.884
2. Houston	39	13	.750
3. Vermont	46	19	.708
4. Belmont	50	22	.694
5. San Diego State	34	16	.680

BEST FIELD GOAL PERCENTAGE SINCE 2010-11

	FGM	FGA	Pct.
1. Gonzaga	13594	26814	0.507
2. Belmont	12056	24955	0.483
3. Kansas	13049	27320	0.478
4. Bellarmine	2290	4796	0.477
5. Creighton	12254	25733	0.476

BEST FIELD GOAL PERCENTAGE LAST FIVE SEASONS

	FGM	FGA	Pct.
1. Gonzaga	5537	10525	0.526
2. South Dakota State	4443	9015	0.493
3. Dayton	4133	8420	0.491
4. Loyola (IL)	4050	8350	0.485
5. Belmont	4777	9859	0.485

MOST POINTS PER GAME LAST FIVE SEASONS

	Points	Avg.
1. Gonzaga	15016	87.8
2. Iowa	13382	80.6
3. Alabama	13269	78.9

MOST POINTS PER GAME LAST THREE SEASONS

	Wins	Seasons
1. Gonzaga	8888	88.0
2. Alabama	8279	80.4
3. Iowa	8232	82.3

Kentucky's Rupp, North Carolina's Dean Smith and Syracuse's Jim Boeheim.

Few's Milestone wins

1st win - 76-71 Montana (11/21/1999)
 100th win - 82-71 San Francisco (2/15/2003)
 200th win - 77-69 Santa Clara (1/12/2007)
 300th win - 73-52 Oklahoma State (12/31/2010)
 400th win - 77-75 Santa Clara (3/8/2014)
 500th win - 79-73 Northwestern (3/18/2017)
 600th win - 102-90 Kansas (11/26/2020)
 700th win - 86-61 Pepperdine (1/18/2024)

CAPTAIN AMERICA

- Gonzaga Head Coach Mark Few will be an assistant on Team USA at this summer's Olympics in Paris.
 - He served as an assistant coach for the USA National Team this past summer and helped guide Team USA to the semifinals at the FIBA World Cup in Manila, Philippines.
 - Few was named on the coaching staff for the 2023 FIBA World Cup and the 2024 Olympics last February. He is on a staff that includes USA Head Coach and Golden State Warriors Head Coach Steve Kerr, Miami Heat Head Coach Erik Spoelstra and Clippers Head Coach Tyronn Lue.
 - Few was an assistant coach at the 2018 USA National Team minicamp, he was named an assistant coach for the 2019 USA Men's Select Team, a team that helped prepare the USA World Cup Team prior to playing in China. He returned in 2021 as an assistant coach for the USA Men's Select Team to help prepare the gold medalist U.S. Olympic Team prior to playing in Tokyo.
 - Few served as head coach of the 2015 U.S. Pan American Men's Basketball Team, a squad composed of collegiate players, and led the team to a bronze medal, and he also was an assistant coach for the gold medalist 2012 USA U18 National Team and a court coach for the 2009 USA Men's U19 World Cup/World University Games Team training camp.

STREAKS VERSUS THE WCC

- Here's a look at the current streaks over league foes, with GU's last loss versus the opponent at home and on the road. The numbers in parenthesis represents the Zags' win streaks at home and on the road.

WCC Opponent	Wins	Last Road Loss	Last Home Loss
Pepperdine	47	2002 (21)	1998 (26)
San Francisco	27	2012 (10)	1989 (33)
Pacific	18	1976 (8)	-- (7)
Portland	16	2014 (8)	2003 (17)
San Diego	18	2014 (8)	2000 (24)
Saint Mary's	2	2023 (-)	2018 (4)
LMU	1	2010 (11)	2023 (-)
Santa Clara	-	2024 (-)	2007 (16)

MORE IMPRESSIVE WCC STATS

- Since the 2016-17 season, the Zags have won 111 out of their last 118 West Coast Conference regular season games. Including the WCC Tournament, GU is 126-8 over that span.
 - The Bulldogs have won 69 of their last 74 games against conference competition dating back to the 2019-20 season.

THERE'S NO PLACE LIKE HOME

- Since the McCarthy Athletic Center opened in 2004, Gonzaga boasts a 273-17 record at home.
 - The Zags' 94.5 winning percentage at home since 2004-05 ranks second in the nation.
 - GU has sold out every game since the 6,000-seat McCarthy Athletic Center opened, a streak of 290 games.

HISTORY

First Season..... 1908
 All-time Record 1,802-1,114 (.617)
 NCAA Tournament Appearances 25
 Record..... 44-24
 Last (Round) 2023 (Elite Eight)
 Consecutive 24 (1998-present)
 NCAA Sweet 16 Appearances (last)..... 13 (2023)
 NCAA Elite Eight Appearances (last) 6 (2023)
 NCAA Final Four Appearances (last)..... 2 (2021)
 NIT Appearances (last)..... 3 (1998)
 WCC Championships (last) 26 (2023)
 WCC Tournament titles (last) 21 (2023)

TEAM INFORMATION

2022-23 Record 31-6
 Home..... 15-1
 Away..... 7-2
 Neutral 10-3
 WCC Record 13-1
 Home..... 7-1
 Away..... 7-1
 Finish..... First
 Tournament Champions
 NCAA Tournament..... Elite Eight
 Associated Press Final Ranking..... 9
 USA Today Final Ranking..... 10
 Starters Returning/Lost..... 2/3
 Letterwinners Returning/Lost 4/8
 Points/Rebounds Returning 31 percent/34 percent

COACHES AND STAFF

Head Coach Mark Few
 Alma Mater..... Oregon '87
 Record at Gonzaga..... 701-140 (25)
 Overall Record 701-140 (25)
 Assistant Coach..... Brian Michaelson
 Alma Mater..... Gonzaga '05
 Season on staff 11th
 Assistant Coach..... R-Jay Barsh
 Alma Mater..... Puget Sound '07
 Season on staff First
 Assistant Coach..... Stephen Gentry
 Alma Mater..... Gonzaga '06
 Season on staff Third
 Assistant Coach..... Zach Norvell Jr.
 Alma Mater..... Gonzaga '23
 Season on staff First
 Assistant Coach - Director of Operations..... Jorge Sanz
 Alma Mater..... Florida Atlantic '11
 Season on staff Sixth
 Video Coordinator Kurt Baumbauer
 Alma Mater..... Gonzaga '17
 Season on staff Third
 Strength and Conditioning Coach Travis Knight
 Alma Mater..... Gonzaga '00
 Season on staff 18th
 Athletic Trainer..... Josh Therrien
 Administrative Assistant..... Shaniqua Nilles
 Academic Support Services..... Steffany Galbraith
 Creative Director - Recruiting..... Matt Villareal



Associated Press Top 25

(Jan. 22)	REC	PTS
1 UConn (44)	17-2	1,508
2 Purdue (17)	17-2	1,472
3 North Carolina	15-3	1,391
4 Houston	16-2	1,309
5 Tennessee	14-4	1,237
6 Kentucky	14-3	1,205
7 Kansas	15-3	1,157
8 Auburn	16-2	1,094
9 Arizona	14-4	1,060
10 Illinois	14-4	862
11 Oklahoma	15-3	849
12 Duke	13-4	832
13 Wisconsin	14-4	801
14 Marquette	13-5	747
15 Baylor	14-4	645
16 Dayton	15-2	546
17 Creighton	14-5	505
18 Utah State	17-2	381
19 Memphis	15-4	329
20 Texas Tech	15-3	304
21 BYU	14-4	294
22 Florida Atlantic	15-4	290
23 Iowa State	14-4	253
24 Colorado State	15-3	214
25 New Mexico	16-3	177

Also receiving votes: Seton Hall 84, San Diego State 64, Kansas State 39, Alabama 30, TCU 27, Ole Miss 25, Princeton 21, Utah 20, Texas 16, Boise State 9, Florida 6, **Gonzaga 6**, Grand Canyon 5, Michigan State 3, Saint Mary's (CA) 2, NC State 1, San Francisco 1, Indiana State 1, Samford 1, McNeese State 1, Colorado 1

USA Today/Coaches' Top 25

(Jan. 22)	REC	PTS
1 UConn (24)	17-2	791
2 Purdue (8)	17-2	769
3 North Carolina	15-3	734
4 Houston	16-2	678
5 Tennessee	14-4	671
6 Kentucky	14-3	609
7 Auburn	16-2	609
8 Kansas	15-3	576
9 Arizona	14-4	528
10 Wisconsin	14-4	480
11 Illinois	14-4	437
12 Duke	13-4	421
13 Oklahoma	15-3	401
14 Baylor	14-4	362
15 Marquette	13-5	360
16 Creighton	14-5	299
17 Dayton	15-2	277
18 Iowa State	14-4	220
19 YU	14-4	181
20 Utah State	17-2	176
21 Texas Tech	15-3	148
22 Memphis	15-4	130
23 Colorado State	15-3	119
24 Florida Atlantic	15-4	101
25 New Mexico	16-3	54

Also receiving votes: Alabama 43, San Diego State 43, Seton Hall 33, **Gonzaga 30**, TCU 26, Texas 18, Clemson 15, Kansas State 14, Princeton 13, Utah 10, Saint Mary's 6, Boise State 5, Grand Canyon 4, Indiana State 4, James Madison 2, Ole Miss 2, Michigan State 1

PLAYER CAPSULES**#0 RYAN NEMBARD**

6-0 • JR • G • Aurora, Ont.

- 2022-23: Started all 37 games in his sophomore season with Creighton... Averaged 12.1 points per game, and dished 176 total assists... Scored a career-high 30 points against Baylor in the NCAA Tournament... Improved his three point, field goal, and free throw percentages from last season... Named to the Maui Invitational All-Tournament Team after averaging 20.3 points and 4.3 assists... Named to the Bob Cousy Point Guard of the Year Watch List and Preseason Second Team All-BIG EAST.
- 2021-22: In his freshman year, started 27 games for Creighton... Averaged 11.3 points per game, including scoring a season-high 23 points against Xavier... Recorded 34.8 minutes per game and 4.4 assists per game this season, ranking third in the BIG EAST... Included on the BIG EAST All-Freshman Team... Named the BIG EAST Freshman of the Year.
- High School: Was ranked the 62nd player in the country, and a five-star recruit, by ESPN... Went 24-1 as a senior and 25-0 as a junior at Monteverde Academy... Won the GEICO High School National Championship his senior year... Averaged 14.3 points and 9.0 assists at the FIBA U16 Americas Championship in 2019.

#2 STEELE VENTERS

6-7 • RJR • G • Ellensburg, Wash.

- 2022-23: Started all 34 games and was named the Big Sky's Most Valuable Player... Averaged 15.3 points per game on 45.7% shooting from the field... Ranked third in three pointers and sixth in made field goals in the Big Sky... Ended the season averaging 2.8 rebounds and 1.5 assists per game... Unanimous selection for the All-Big Sky First Team... Also selected to the Big Sky All-Academic Team.
- 2021-22: Started 33 games and averaged a team-high 16.7 points per game... Shot 43.7% from three this season, ranking sixth in the nation for three point percentage... Scored in double digits 26 times... Averaged 33.7 minutes, 3.9 rebounds, and 2.2 assists per game... Named to the All-Big Sky Second Team.
- 2020-21: Saw action in 17 games... As a walk-on, averaged 3.6 points and 1.4 rebounds in 9.6 minutes per game... Was selected to the Winter Big Sky Conference All-Academic Team.
- 2019-20: Redshirted.
- High School: Averaged 23 points, eight rebounds and five assists per game his senior year... Won the Central Washington Athletic Conference title his senior year... Selected to the Associated Press 2A All-State List after his junior season... Scored over 1,200 points throughout his career.

#3 LUKA KRAJNOVIC

6-5 • FR • G • Zagreb, Croatia

- Before Gonzaga: Playing with KK Bosco, a team in the Croatian Premier League, averaged 17.6 points per game and shot 52.7% from the field... Named the Croatia-Premijer Liga Most Valuable Player of Year... Also included on the All-League First Team... Averaged 13.1 points and 5.1 rebounds per game at 2022 Under-18 Euro Championships.

#4 DUSTY STROMER

6-6 • FR • G • Sherman Oaks, Calif.

- High School: Ranked as the 34th player, and a four-star recruit, by ESPN... Averaged 17.3 points, 5.4 rebounds, and 2.2 assists per game his senior season... Won the CIF D1 title his senior year... Named the Mission League MVP, and was a repeat selection to the L.A. Times All-Star Team and All-CIFSS Division Team... Did not play his sophomore season due to the COVID-19 pandemic, but averaged 13.1 points and 3.9 rebounds his freshman season.

#10 JOAQUIM ARAUZMOORE

6-1 • FR • G • Ross, Calif.

- High School: Ranked as the #23 player in Northern California in 2022... Averaged 15.2 points per game, with 131 assists and 89 steals, his senior season... Shot 49% from three and 53% from the field... Named to the All-MCLA First Team... Earned the Marin Independent Journal Player of the Week Award.

#11 NOLAN HICKMAN

6-2 • JR • G • Seattle, Wash.

- 2022-23: Started in 36 games, and performed in all 37 games, his sophomore season... Ranked second on the team and seventh in the WCC with 116 assists... Led the Gonzaga backcourt in blocks, with 11, and steals, with 36... Played a career-high 28.1 minutes per game, including all 40 minutes against Kent State... Scored a career-high 20 points against Santa Clara.
- 2021-22: Played in all 32 games... Averaged 5.1 points per game, posting a season-high 16 points against Central Michigan... Finished tied for fourth on the team for steals per game at 0.6, and 20 total on the year... 49 rebounds on the year, of which 46 were defensively... Named to the WCC All-Freshman Team.
- High School: Hickman was the 24th-ranked player in the Class of 2021, and a five-star recruit, according to ESPN... Named a McDonald's All-American and the Utah player of the year by MaxPreps... Averaged 16 points, 3.3 assists and 2.5 rebounds per game as a senior, earning All-American honors and leading Wasatch Academy (Utah) to a top-10 national ranking and a spot in the Geico Nationals.

#13 GRAHAM IKE

6-9 • RJR • F • Aurora, Colo.

- 2022-23: Reshirted.
- 2021-22: Started in all 33 games for Wyoming, averaging 19.5 points and 9.6 rebounds per game... Scored a career-high 35 points against Denver, and grabbed a career-high 18 rebounds against San Jose State... Scored in double figures in 34 games, including nine games with over 25 points... Shot 51% from the field... Named to the All-Mountain West First Team by the media.
- 2020-21: Performed in 12 games, starting the final seven games of the season... Averaged 11.2 points and 5.4 rebounds per game... Scored a season-high 32 points in the first round of the Mountain West tournament... Finished the season with a 60% field goal percentage.
- High School: Was a three-star recruit, and averaged 12 points and 8.5 rebounds per game his senior year before injury... Ended his junior year averaging 17.6 points and 12.0 rebounds per game... Named Second-Team All-Colorado after his junior year.

#14 PAVLE STOSIC

6-9 • FR • F • Niš, Serbia

- Before Gonzaga: Performed with the Serbian Top 18 national team in 2021, recording 20.0 minutes and 4.2 rebounds per game... Scored a total of 33 points in the tournament, including a 12 point and nine rebound performance against Georgia... Also performed in eight games in two Adidas Next Generation tournaments with Zaragoza U18... Member of Cassademont Zaragoza in the Champions League.

#15 JOE FEW

6-0 • JR • G • Spokane, Wash.

- 2022-23: Did not perform due to injury.
- 2021-22: Saw action in 13 games, averaging 1.7 minutes per game... Grabbed nine rebound and dished four assists this season... Scored first career point against BYU on Jan. 13.
- High School: Performed in 32 games at Gonzaga Prep, averaging 7.7 points his senior year... Helped Gonzaga Prep earn a 12-2 league record his junior year, and played in the state tournament game.

#21 JUN SEOK YEO

6-8 • SO • F • Seoul, South Korea

- Before Gonzaga: Transferring from Korea University... Performing in the 2021 FIBA U-19 World Cup, averaged an impressive 25.6 points and 10.6 rebounds per game... Finished with 27 points and 13 rebounds against Argentina, and 26 points and 12 rebounds against Spain... Also scored 31 points against Puerto Rico and 36 points against Japan... Helped Korea's senior national team qualify for the 2021 FIBA Asia Cup, averaging 12.3 points per game...



WEST COAST CONFERENCE

2023-24 Preseason Poll

1. Saint Mary's (5)	61	Alex Ducas	Saint Mary's
2. Gonzaga (4)	60	Graham Ike	Gonzaga
3. San Francisco	45	Keli Leaupepe	LMU
4. Loyola Marymount	42	Aidan Mahaney	Saint Mary's
5. Santa Clara	41	Houston Mallette	Pepperdine
6. Portland	27	Ryan Nembhard	Gonzaga
7. Pepperdine	22	Jevon Porter	Pepperdine
8. Pacific	16	Tyler Robertson	Portland
9. San Diego	10	Mitchell Saxen	Saint Mary's
(First place votes)		Anton Watson	Gonzaga

	WCC	PCT	OVER	PCT	STREAK
Saint Mary's	5-0	1.000	14-6	.700	W6
Santa Clara	5-1	.833	14-7	.667	W2
Gonzaga	4-1	.800	13-5	.722	W2
San Francisco	4-1	.800	15-5	.750	L1
LMU	2-3	.400	9-10	.474	W1
Pepperdine	2-4	.333	9-12	.429	L2
Portland	1-4	.200	7-13	.350	L4
San Diego	1-5	.167	11-10	.524	W1
Pacific	0-5	.000	6-14	.300	L5

AROUND THE WCC

J. 20	Santa Clara def. Portland, 101-86	
	Loyola Marymount def. Pepperdine, 68-61	
	Gonzaga def. San Diego, 105-63	
	Saint Mary's def. San Francisco, 77-60	
J. 23	San Diego def. Portland, 85-81	
J. 25	San Francisco at Gonzaga	6 p.m.
	Portland at Loyola Marymount	7 p.m.
	Pepperdine at Santa Clara	7 p.m.
	Pacific at Saint Mary's	8 p.m.
J. 27	San Francisco at Portland	5 p.m.
	San Diego at Pepperdine	5 p.m.
	Loyola Marymount at Saint Mary's	7 p.m.
	Gonzaga at Pacific	7 p.m.

WCC PLAYER OF THE WEEK

January 24: Joshua Jefferson, Saint Mary's
 January 15: Jonathan Mogbo, San Francisco
 January 8: Jonathan Mogbo, San Francisco
 January 2: Luke Barrett, Saint Mary's
 December 26: Malik Thomas, San Francisco
 December 18: Mitchell Saxen, Saint Mary's
 December 11: Dominick Harris, Loyola Marymount
 December 4: Ryan Nembhard, Gonzaga
 November 27: Anton Watson, Gonzaga
 November 20: Justice Hill, Loyola Marymount
 November 13: Carlos Marshall Jr., Santa Clara

WCC FRESHMAN OF THE WEEK

January 24: Braden Huff, Gonzaga
 January 15: Kevin Patton Jr., San Diego
 January 8: Tyler Harris, Portland
 January 2: Dragos Lungu, San Diego
 December 26: Braden Huff, Gonzaga
 December 18: Kevin Patton Jr., San Diego
 December 11: Nils Cooper, Pepperdine
 December 4: Braden Huff, Gonzaga
 November 27: Ryan Beasley, San Francisco
 November 20: Tyler Harris, Portland
 November 13: Tyler Harris, Portland

Recorded 16.2 points and 1.8 blocks per game at the 2018 FIBA U18 Asian Championships.

#22 ANTON WATSON

- 6-8 • GR • F • Spokane, Wash.
- 2022-23: Started and played in all 37 games this season, averaging a career-high 29.0 minutes and 11.1 points per game... Recorded a career-high 6.2 rebounds and 2.4 assists per outing... Ended the season with 66 steals and 25 blocks, leading the Zags in both categories... Shot 60.8% from the field and 33.3% from three... Dished a career-high eight assists against Pepperdine, and tied a career-high with 13 rebounds against Pacific... Grabbed a career-high 88 offensive rebounds... Now second for the most career steals in the NCAA Tournament, with 17 total steals... Named a WCC Honorable Mention.
 - 2021-22: Appeared in all 32 games... Scored a total of 235 points, posting a season-high against Pepperdine with 19 points... Recorded a career-best 11 rebounds at Santa Clara and had four double digit rebounding games... Had a total of 149 rebounds; 104 defensively... 60 assists... Finished fifth in WCC for steals per game at 1.3 and totaled 40 steals.
 - 2020-21: Played in all 32 games, making 17 starts... Averaged 6.2 points per game... Had a career-best performance at Portland with 23 points... Scored double-digits seven times... Recorded a career-best 10 rebounds against Pepperdine.
 - 2019-2020: Appeared in 15 games, making five starts and averaging 4.9 points and 3.1 rebounds... Missed the final 14 games of the season with shoulder injury... Recorded season-high 15 points and eight rebounds in a win over North Dakota.
 - High School: Led Gonzaga Prep to a pair of 4A state titles... Averaged 21.6 points, 7.1 rebounds and 3.8 assists as a senior... Was named the Associated Press and Seattle Times All-State Player of the Year in 2018 and 2019... Two-time state tournament MVP and two-time Greater Spokane League MVP.

#25 COLBY BROOKS

- 6-7 • RJR • F • Los Angeles, Calif.
- 2022-23: Performed in eight games, recording 2.6 points and 1.0 rebounds per outing... Played 22 total minutes this season... Ended the season with a 72.7% field goal and 80.0% free throw percentage... Dropped a career-high seven points against North Florida.
 - High School: Averaged 16 points and eight rebounds per game, and was named to the All-Mission League Second Team in his senior season... Earned the MVP of the St. Ignatius Tournament after averaging 18 points and six rebounds per game... Played AAU basketball with BTI Elite.

#33 BEN GREGG

- 6-10 • JR • F • Clackamas, Ore.
- 2022-23: Saw action in 36 games, recording a career-high 12.1 minutes and 5.1 points per game... Registered 22 blocks and 10 steals this season... Averaged 3.0 rebounds per game, including a career-high eight rebounds against Santa Clara... Dropped a career-high 18 points against San Diego... Had a career-high three blocks against TCU in the NCAA Tournament... Shot 50.4% from the field and 37.7% from three.
 - 2021-22: Appeared in 17 games... Posted a career-high eight points versus Alcorn... Finished

with a total of 40 points on the year, with an average of 2.4 points per game... 34 rebounds, of which 21 were defensively... 10 assists... 8 blocks.

- 2020-21: Played in 18 games... Recorded 17 points, earning season-high four against San Diego... Shot 41.2% from the field... Totaled 18 rebounds, of which 15 were defensive.
- High School: High School: Graduated early, joined the Zags as a freshman in 2020-21... No. 29 in ESPN's top 100... Following his junior season at Clackamas High School, was named the Oregon Gatorade Player of the Year.

#34 BRADEN HUFF

- 6-10 • RFR • F • Glen Ellyn, Ill.
- 2022-23: Redshirted.
 - High School: Listed as a four-star recruit by ESPN... Named Mr. Basketball in Illinois after averaging 16.4 points, 5.7 rebounds, 1.3 steals, and 61% field goal percentage his senior year... Dropped 19 points in the Illinois 4A state title game... Led his team to a #6 national ranking and a record of 37-1... Recorded 17.5 points and 6.5 rebound per game as a junior, and 15.7 points and 2.7 blocks per game as a sophomore.



RECORDS WHEN ...

	23-24	Under Few
Leading at halftime	12-2	574-39
Trailing at halftime	0-3	107-93
Tied at halftime	1-0	20-9
Leading with 10:00 remaining	13-2	144-24*
Trailing with 10:00 remaining	0-3	37-73*
Tied with 10:00 remaining	0-0	6-6*
Leading with 5:00 remaining	13-1	506-21*
Trailing with 5:00 remaining	0-3	29-77*
Tied with 5:00 remaining	0-1	7-5*
In Overtime	0-0	23-12
GU outrebounds opponents	13-2	562-59
GU is outrebounded	0-3	109-72
Same amount of rebounds	0-0	20-9
GU commits more turnovers	5-3	250-87
Opponent commits more turnovers	7-2	130-41
Same amount of turnovers	1-0	49-10
GU has more fouls than opponent	3-3	144-83
Opponent has more fouls than GU	9-2	131-49
Same amount of fouls	1-0	41-7
GU shoots 50 percent or better	10-0	424-19
Opponent shoots 50 percent or better	0-2	35-36
GU shoots less than 50 percent	3-5	275-121
Opponent shoots less than 50 percent	13-3	652-104
GU shoots better than opponent	13-1	656-46
Opponent shoots better than GU	0-4	45-93
Same shooting percentage	0-0	3-0
GU has more free-throw attempts	8-2	534-58
Opponent has more free-throw atts	5-2	142-76
Same amount of free-throw attempts	0-1	22-6
GU bench outscores opponent bench	10-13	13-39*
Opponent bench outscores GU bench	3-4	212-60*
Benches score the same	0-0	16-3*
GU makes 10 or more three-pointers	4-0	153-15
GU makes 9 or less three-pointers	9-5	544-125
GU shoots above 75 FT percentage	5-2	287-54
GU shoots below 75 FT percentage	8-3	43-85
Games decided by 1-5 points	1-2	101-53
Games decided by 6-10 points	0-2	114-44
Games decided by 11-15 points	2-1	114-21
Games decided by 16 or more points	10-0	359-22
GU scores 50 or less	0-0	0-5
GU scores between 51-59	0-0	11-10
GU scores between 60-69	1-2	77-56
GU scores between 70-79	2-3	183-53
GU scores between 80-89	5-0	231-11
GU scores between 90-99	0-0	135-4
GU scores 100 or more	5-0	64-1
Opponent scores 50 or less	1-0	82-0
Opponent scores between 51-59	2-0	159-1
Opponent scores between 60-69	5-0	244-26
Opponent scores between 70-79	5-4	154-53
Opponent scores between 80-89	0-1	48-45
Opponent scores between 90-99	0-0	12-11
Opponent scores 100 or more	0-0	2-4
Vs. Top 25 Team	1-0	47-51
Vs. Top 10 Team	0-2	14-31
In November	5-1	126-20
In December	4-3	136-47
In January	4-1	175-19
In February	0-0	166-25
In March	0-0	100-26
In April	0-0	2-2
On Monday	1-1	71-11
On Tuesday	4-0	62-14
On Wednesday	2-0	51-12
On Thursday	2-1	170-27
On Friday	1-2	49-15
On Saturday	3-1	247-53
On Sunday	0-0	50-7

WHEN WAS THE LAST TIME ...

TEAM

Gonzaga Was Ranked (AP Poll)

No. 1	Mar. 14, 2022
Top 5 (2-5)	Nov. 14, 2022
Top 10 (6-10)	Dec. 11, 2023

Gonzaga Played a Ranked Opponent (AP Poll)

No. 1	vs. No. 1 Duke (89-87) on Nov. 21, 2018
Top 5	vs. No. 5 UConn (63-76) on Dec. 15, 2023
Top 10	vs. No. 9 UConn (54-82) on Mar. 25, 2023
Top 25	vs. No. 24 UCLA (69-65) on Nov. 22, 2023

Gonzaga Beat a Ranked Opponent (AP Poll)

Top 5	vs. No. 4 Alabama (100-90) on Dec. 17, 2022
Top 10	vs. No. 7 UCLA (79-76) on Mar. 23, 2023
Top 25	vs. No. 24 UCLA (69-65) on Nov. 22, 2023

100 Points by a Team

By Gonzaga	105, at San Diego (1/20/24)
By Opponent	103 by North Carolina (12/15/18)

30-39 Point Win

By Gonzaga	105-63, at San Diego (1/20/24)
By Opponent	76-41, vs. Duke (12/19/09)

Overtime Game

Gonzaga Win	93-90 vs. UCLA (4/3/21)
Gonzaga Loss	78-70 at Saint Mary's (2/4/23)

Double Overtime Game

Gonzaga Win	90-86 vs. Stanford (1/31/07)
Gonzaga Loss	105-111 vs. Florida (11/24/17)

Won The Game In The Final Seconds

By Gonzaga	Julian Strawther three pointer at 7.2 seconds Gonzaga defeated UCLA 79-76 (3/23/23)
By Opponent	Roosevelt Jones layup at 0.2 seconds Butler defeated Gonzaga 64-63 (1/19/13)

Made Fewer Than 20 Field Goals

By Gonzaga	19, UCLA (11/22/23)
By Opponent	19, by Pepperdine (1/4/24)

Had 70+ Field Goal Attempts

By Gonzaga	79, vs. Arkansas-Pine Bluff (12/5/23)
By Opponent	70, by San Diego (1/20/24)

Made 10+ Three-Point Field Goals

By Gonzaga	10, at San Diego (1/20/24)
By Opponent	13, by Jackson State (12/20/23)

Had 30+ Three-Point Field Goals Attempts

By Gonzaga	32, Purdue (11/20/23)
By Opponent	32, by Jackson State (12/20/23)

Shot 20 Percent or Less From 3-Point Line

By Gonzaga	.200 (2-of-20), vs. Santa Clara (1/11/24)
By Opponent	.125 (3-of-24), by Syracuse (11/21/23)

Made 5 or Fewer Free Throws

By Gonzaga	5, Purdue (11/20/23)
By Opponent	4, by Mississippi Valley St. (12/11/23)

Shot Over 90 Percent From The Foul Line

By Gonzaga	.904 (19-of 21), Kentucky (11/20/22)
By Opponent	1.000 (9-of-9), by CSU Bakersfield (11/28/23)

Shot 100 Percent From The Foul Line

By Gonzaga	19-of-19, Washington (12/5/18)
By Opponent	9-of-9, by CSU Bakersfield (11/28/23)

Had 20-29 Assists

By Gonzaga	28, at San Diego (1/20/24)
By Opponent	21, by Santa Clara (1/11/24)

Had 20+ Turnovers

By Gonzaga	20, at Texas (11/16/22)
By Opponent	28, by Eastern Oregon (12/28/22)

Committed 10 or Fewer Turnovers

By Gonzaga	8, at San Diego (1/20/24)
By Opponent	10, by San Diego (1/20/24)

INDIVIDUAL

30-39 Points by a Player

By Gonzaga	32, Anton Watson, vs. Santa Clara (1/11/24)
By Opp.	36, Brandon Miller, Alabama (12/17/22)

Two Players Scored 20 or More Points

By Gonzaga	Anton Watson (32) & Ryan Nembhard (21) vs. Santa Clara (1/11/24)
By Opp.	Reese Waters (22) & Jaedon LeDee (20) by San Diego State (12/29/23)

10+ Field Goals Made by a Player

By Gonzaga	12, Braden Huff, at San Diego (1/20/24)
By Opp.	12, Boogie Ellis, USC (12/2/23)

20-29 Field Goal Attempts by a Player

By Gonzaga	24, Drew Timme, vs. UCLA (3/23/23)
By Opp.	21, Boogie Ellis, USC (12/2/23)

Player Shot .800 With 10+ Field Goals Attempts

By Gonzaga	8-of-10 (.800), Graham Ike, vs. Pepperdine (1/4/24)
By Opp.	8-of-10 (.800), Anthony Crump, Northern Illinois (12/12/22)

5+ 3pt Field Goals Made by a Player

By Gonzaga	5, Nolan Hickman, vs. Chicago State (3/1/23)
By Opp.	5, Ken Evans, Jackson State (12/20/23)

10+ 3pt Field Goal Attempts by a Player

By Gonzaga	10, Nolan Hickman, at Pepperdine (1/18/24)
By Opp.	11, Coltie Young, Jackson State (12/20/23)

10+ Free Throws Made by a Player

By Gonzaga	10, Graham Ike, vs. Jackson State (12/20/23)
By Opp.	11, Logan Johnson, Saint Mary's (2/25/23)

10+ Free Throws Attempted by a Player

By Gonzaga	14, Graham Ike, vs. Jackson State (12/20/23)
By Opp.	13, Houston Mallette, Pepperdine (1/4/24)

15+ Free Throws Attempted by a Player

By Gonzaga	15, Filip Petrushev, Loyola Marymount (2/6/20)
By Opp.	15, Logan Johnson, Saint Mary's (2/25/23)

Player Shot 1.000 With 10+ Free Throw Attempts

By Gonzaga	10-of-10, Zach Norvell Jr., Idaho State (11/6/18)
By Opp.	11-of-11, Jordan Ford, Saint Mary's (3/10/20)

10+ Rebounds by a Player

By Gonzaga	11, Ben Gregg & 10, Anton Watson, at San Diego (1/20/24)
By Opp.	14, Michael Ajayi, Pepperdine (1/4/24)

15+ Rebounds by a Player

By Gonzaga	17, Drew Timme, Kent State (12/5/22)
By Opp.	15, Oscar Tshiebw, Kentucky (11/20/22)

Two Players with 10 or More Rebounds

By Gonzaga	11, Ben Gregg & 10, Anton Watson, at San Diego (1/20/24)
By Opp.	11, Mitchel Saxen & 10, Kyle Bowen, Saint Mary's (2/4/23)

5+ Offensive Rebounds by a Player

By Gonzaga	5, Anton Watson, vs. Santa Clara (1/11/24)
By Opp.	5, Jake Enslinger, Santa Clara (1/11/24)

10+ Assists by a Player

By Gonzaga	12, Ryan Nembhard, at San Diego (1/20/24)
By Opp.	10, Andre Jackson Jr., UConn (3/25/23)

5+ Blocked Shots by a Player

By Gonzaga	7, Chet Holmgren, vs. Georgia State (3/17/22)
By Opp.	5, Franck Kepnang, Washington (12/9/23)

5+ Steals by a Player


By Gonzaga	6, Anton Watson, vs. Santa Clara (1/11/24)
By Opp.	5, Jevon Porter, Pepperdine (1/4/24)

Double-Double by a Player

By Gonzaga	15/11, Ben Gregg, at San Diego (1/20/24)
By Opp.	14/14, Michael Ajayi, Pepperdine (1/4/24)



2023-24 SEASON AND CAREER HIGHS



22, vs. CSU Bakersfield, 11/28/23	Points	30, Baylor, 3/19/23	
7, vs. Arkansas-Pine Bluff, 12/5/23	Rebounds	11, 2x, last at DePaul, 3/4/23	
12, at San Diego, 1/20/24	Assists	12, 2x, last at San Diego, 1/20/24	
4, vs. San Diego, 1/6/24	Steals	4, 2x, last vs. San Diego, 1/6/24	
1, vs. Arkansas-Pine Bluff, 12/5/23	Blocks	1, 5x, last vs. Arkansas-PB, 12/5/23	
40, 6x, last vs. SCU, 1/11/24	Minutes	47, at Providence, 2/14/23	CAREER

0


RYLAN NEMBHARD JR | G | 6-0 | 175 | Aurora, ON | Montverde Academy



	Points	33, vs. North Dakota St., 12/3/22	
	Rebounds	9, at Idaho St., 1/24/22	
	Assists	6, vs. Walla Walla, 11/15/21	
	Steals	3, 6x, last vs. Walla Walla, 11/15/21	
	Blocks	4, at Portland St., 12/30/21	
	Minutes	43, vs. Montana St., 2/17/22	CAREER

2

STEELE VENTERS RJR | G | 6-7 | 195 | Ellensburg, WA | Eastern Washington



7, 2x, last vs. Arkansas-PB, 12/5/23	Points	7, 2x, last vs. Arkansas-PB, 12/5/23	
4, vs. Eastern Oregon, 11/14/23	Rebounds	4, vs. Eastern Oregon, 11/14/23	
3, vs. Arkansas-Pine Bluff, 12/5/23	Assists	3, vs. Arkansas-Pine Bluff, 12/5/23	
2, vs. Mississippi Valley St., 12/11/23	Steals	2, vs. Mississippi Valley St., 12/11/23	
	Blocks		
21, 2x, last vs. MVST, 12/11/23	Minutes	21, 2x, last vs. MVST, 12/11/23	CAREER

3


LUKA KRAJNOVIC FR | G | 6-5 | 185 | Zagreb, Croatia | KK Bosco



15, USC, 12/2/23	Points	15, USC, 12/2/23	
8, UCLA, 11/22/23	Rebounds	8, UCLA, 11/22/23	
5, 2x, last at San Diego, 1/20/24	Assists	5, 2x, last at San Diego, 1/20/24	
2, 3x, last vs. San Diego, 1/6/24	Steals	2, 3x, last vs. San Diego, 1/6/24	
2, vs. Jackson State, 12/20/23	Blocks	2, vs. Jackson State, 12/20/23	
40, UCLA, 11/22/23	Minutes	40, UCLA, 11/22/23	CAREER

4


DUSTY STROMER FR | G | 6-6 | 192 | Sherman Oaks, CA | Notre Dame



	Points		
	Rebounds		
	Assists		
	Steals		
	Blocks		
	Minutes		CAREER

10

JOAQUIM ARAUZMOORE FR | G | 6-1 | 170 | Ross, CA | Branson



19, 2x, last, at Pepperdine, 1/18/24	Points	20, at Santa Clara, 1/7/23	
5, vs. Mississippi Valley St., 12/11/23	Rebounds	7, Kent State, 12/5/22	
5, 2x, last vs. Arkansas-PB, 12/5/23	Assists	8, Baylor, 12/2/22	
3, 2x, last vs. San Diego, 1/6/24	Steals	3, 5x, last vs. San Diego, 1/6/24	
2, 2x, last at San Diego, 1/20/24	Blocks	2, 4x, last at San Diego, 1/20/24	
40, 3x, last vs. SCU, 1/11/24	Minutes	40, 4x, last vs. SCU, 1/11/24	CAREER

11

NOLAN HICKMAN JR | G | 6-2 | 183 | Seattle, WA | Wasatch Academy



25, vs. Eastern Oregon, 11/14/23	Points	35, vs. Denver, 12/2/21	
14, Syracuse, 11/21/23	Rebounds	18, at San Jose St., 2/12/22	
3, 2x, last at Pepperdine, 1/18/24	Assists	3, 6x, last at Pepperdine, 1/18/24	
4, Syracuse, 11/21/23	Steals	4, 2x, last Syracuse, 11/21/23	
2, 2x, last vs. San Diego, 1/6/24	Blocks	2, 3x, last vs. San Diego, 1/6/24	
31, vs. San Diego St., 12/29/23	Minutes	40, 2x, last at Colo St., 2/23/22	CAREER

13

GRAHAM IKE RJR | F | 6-9 | 240 | Aurora, CO | Wyoming



4, vs. Arkansas-Pine Bluff, 12/5/23	Points	4, vs. Arkansas-Pine Bluff, 12/5/23	
3, vs. Arkansas-Pine Bluff, 12/5/23	Rebounds	3, vs. Arkansas-Pine Bluff, 12/5/23	
1, 2x, last vs. San Diego, 1/6/24	Assists	1, 2x, last vs. San Diego, 1/6/24	
1, vs. Pepperdine, 1/4/24	Steals	1, vs. Pepperdine, 1/4/24	
2, vs. Eastern Oregon, 11/14/23	Blocks	2, vs. Eastern Oregon, 11/14/23	
8, 2x, last vs. Ark-PB, 12/5/23	Minutes	8, 2x, last vs. Ark-PB, 12/5/23	CAREER

14

PAVLE STOSIC FR | F | 6-9 | 215 | Niš, Serbia | Casademont Zaragoza

CAREER SUPERLATIVES

PLAYED/STARTED	2023-24	CAREER STREAK
Anton Watson	18-18	134-77 54
Ben Gregg	18-2	89-2 2
Nolan Hickman	18-18	87-54 23
Steele Venters	-	84-67 -
Ryan Nembhard	18-18	82-82 82
Graham Ike	18-18	63-58 58
Joe Few	9-0	22-0 -
Dusty Stromer	18-15	18-15 -
Braden Huff	18-0	18-0 -
Jun Seok Yeo	17-1	17-1 -
Colby Brooks	7-0	15-0 -
Pavle Stosic	8-0	8-0 -
Luka Krajnovic	6-0	6-0 -

DOUBLE-DIGIT GAMES

2023-24	CAREER
Anton Watson	14 58
Ryan Nembhard	14 55
Steele Venters	55
Graham Ike	14 52
Nolan Hickman	14 32
Ben Gregg	7 13
Braden Huff	10 10
Dusty Stromer	3 3
Jun Seok Yeo	1 1

Rebounds

2023-24	CAREER
Graham Ike	5 20
Anton Watson	5 17
Ryan Nembhard	4
Ben Gregg	1 1

20+ POINTS

2023-24	CAREER
Graham Ike	5 21
Steele Venters	19
Ryan Nembhard	2 9
Anton Watson	4 5
Braden Huff	2 2
Ben Gregg	1 1
Nolan Hickman	1

8+ REBOUNDS

2023-24	CAREER
Graham Ike	8 36
Anton Watson	8 28
Steele Venters	7
Ben Gregg	5 6
Ryan Nembhard	5
Braden Huff	2 2
Dusty Stromer	1 1

5+ ASSISTS

2023-24	CAREER
Ryan Nembhard	15 50
Nolan Hickman	2 9
Anton Watson	1 6
Steele Venters	4
Dusty Stromer	2 2
Ben Gregg	1 1

3+ BLOCKS

2023-24	CAREER
Ben Gregg	2
Braden Huff	1 1
Anton Watson	1
Steele Venters	1

3+ STEALS

2023-24	CAREER
Anton Watson	4 23
Ryan Nembhard	2 8
Steele Venters	6
Ben Gregg	4 4
Nolan Hickman	1 4
Graham Ike	2 3
Braden Huff	1 1
Joe Few	1 1





3, vs. Eastern Oregon, 11/14/23
2, vs. Mississippi Valley St., 12/11/23
2, 3x, last vs. MVST, 12/11/23
3, vs. Eastern Oregon, 11/14/23
1, vs. Eastern Oregon, 11/14/23
SEASON 14, vs. Eastern Oregon, 11/14/23

Points 3, vs. Eastern Oregon, 11/14/23
Rebounds 2, 2x, last vs. MVST, 12/11/23
Assists 2, 3x, last vs. MVST, 12/11/23
Steals 3, vs. Eastern Oregon, 11/14/23
Blocks 1, vs. Eastern Oregon, 11/14/23
Minutes 14, vs. Eastern Oregon, 11/14/23 **CAREER**

15

JOE FEW JR | G | 6-0 | 170 | Spokane, WA | Gonzaga Prep




10, vs. Arkansas-Pine Bluff, 12/5/23
7, vs. Eastern Oregon, 11/14/23
4, vs. Eastern Oregon, 11/14/23
1, at San Diego, 1/20/24
2, vs. Mississippi Valley St., 12/11/23
SEASON 23, vs. Miss. Valley St., 12/11/23

Points 10, vs. Arkansas-Pine Bluff, 12/5/23
Rebounds 7, vs. Eastern Oregon, 11/14/23
Assists 4, vs. Eastern Oregon, 11/14/23
Steals 1, at San Diego, 1/20/24
Blocks 2, vs. Mississippi Valley St., 12/11/23
Minutes 23, vs. Miss. Valley St., 12/11/23 **CAREER**

21

JUN SEOK YEO SO | F | 6-8 | 215 | Seoul, South Korea | Korea University



32, 2x, last vs. Santa Clara, 1/11/24
13, 4x, last Washington, 12/9/23
6, vs. Jackson State, 12/20/23
6, vs. Santa Clara, 1/11/24
1, 8x, last vs. Pepperdine, 1/4/24
SEASON 40, 3x, last vs. SCU, 1/11/24

Points 32, 2x, last vs. Santa Clara, 1/11/24
Rebounds 13, 5x, last Washington, 12/9/23
Assists 8, vs. Pepperdine, 12/31/22
Steals 6, vs. Santa Clara, 1/11/24
Blocks 3, NW St., 12/21/20
Minutes 40, 3x, last vs. SCU, 1/11/24 **CAREER**

22

ANTON WATSON GR | F | 6-8 | 228 | Spokane, WA | Gonzaga Prep



5, at San Diego, 1/20/24
7, vs. Eastern Oregon, 11/14/23
1, vs. Arkansas-Pine Bluff, 12/5/23

Points 7, vs. Eastern Oregon, 12/28/22
Rebounds 7, vs. Eastern Oregon, 11/14/23
Assists 1, vs. Arkansas-Pine Bluff, 12/5/23
Steals 1, 2x, last at LMU, 2/16/23
Blocks 3, North Florida, 11/7/22
Minutes 10, vs. Eastern Oregon, 11/14/23 **CAREER**

25

COLBY BROOKS RJR | F | 6-7 | 215 | Los Angeles, CA | Loyola



22, vs. San Diego, 1/6/24
11, at San Diego, 1/20/24
5, at San Diego, 1/20/24
4, vs. San Diego, 1/6/24
2, UCLA, 11/22/23
SEASON 30, at Pepperdine, 1/18/24

Points 22, vs. San Diego, 1/6/24
Rebounds 11, at San Diego, 1/20/24
Assists 5, at San Diego, 1/20/24
Steals 4, vs. San Diego, 1/6/24
Blocks 3, 2x, last TCU, 3/19/23
Minutes 30, at Pepperdine, 1/18/24 **CAREER**

33

BEN GREGG JR | F | 6-10 | 230 | Clackamas, OR | Clackamas



26, at San Diego, 1/20/24
9, 2x, last vs Jackson State, 12/20/23
3, vs. San Diego, 1/6/24
3, vs. Mississippi Valley St., 12/11/23
3, vs. Arkansas-Pine Bluff, 12/5/23
SEASON 23, vs. Jackson State, 12/20/23

Points 26, at San Diego, 1/20/24
Rebounds 9, 2x, last vs Jackson State, 12/20/23
Assists 3, vs. San Diego, 1/6/24
Steals 3, vs. Mississippi Valley St., 12/11/23
Blocks 3, vs. Arkansas-Pine Bluff, 12/5/23
Minutes 23, vs. Jackson State, 12/20/23 **CAREER**

34

BRADEN HUFF RFR | F | 6-10 | 242 | Glen Ellyn, IL | Glenbard West

DOUBLE-DOUBLE TRACKER

	2023-24	CAREER
Graham Ike	5	19
Anton Watson	5	12
Ryan Nembhard	1	5
Ben Gregg	1	1

CURRENT STREAKS

Overall	Won 2
Unranked teams anywhere	Won 2
Ranked teams anywhere	Lost 1
Home	Won 2
Home WCC	Won 7
Home non-conference	Lost 1
Home unranked non-conference	Lost 1
Home ranked teams	Won 5
Home unranked teams	Won 2
Road	Won 2
Road WCC	Won 2
Road ranked teams	Lost 4
Road unranked teams	Won 2
Neutral	Lost 1
Neutral ranked teams	Lost 1
Neutral unranked teams	Won 19

UNIFORM RECORDS

	2023-24	16-17	08-09
White	5-3	154-14	310-34
Gonzaga	5-1	130-11	286-31
ZAGS Throwback	0-2	24-3	24-3
Gray	2-1	8-2	8-2
Navy	2-1	42-4	91-26
Black	2-0	27-6	51-15
Teal	1-0	4-0	5-0
Royal Blue	1-0	1-0	1-0

Consecutive Made Free Throws (active streak)

Dusty Stromer	5
Braden Huff	3
Colby Brooks	3
Ryan Nembhard	2
Steele Venters	2
Ben Gregg	1
Jun Seok Yeo	1

Consecutive Games with a Three-Point Field Goal

Braden Huff	3/4
Nolan Hickman	2/10
Dusty Stromer	2/4
Anton Watson	2/4
Ben Gregg	1/5
Steele Venters	0/18
Ryan Nembhard	0/7
Graham Ike	0/2
Jun Seok Yeo	0/1
Luka Krajnovic	0/1
Colby Brooks	0/1

* First number is active streak, second is career longest streak





2023-24 Gonzaga Men's Basketball
Gonzaga Team Game-by-Game Comparison (as of Jan 20, 2024)
All games



Opponent	1st	2nd	Score	Mar	Total FG	FG Pct	3-Pointers	3FG Pct	Free Throws	FT Pct	Rebounds	Assist	T/Over	Block	Steal	Fouls
YALE	47/42	39/29	86-71	+15	32-64/24-59	.500/.407	7-19/9-24	.368/.375	15-21/14-14	.714/1000	42/28 +14	13/15	10/11	0/1	9/8	16/20
EASTERN ORE.	63/30	60/27	123-57	+66	52-82/22-76	.634/.289	7-22/6-30	.318/.200	12-21/7-13	.571/.538	62/29 +33	23/5	11/13	7/2	7/7	15/19
Purdue	35/30	28/43	63-73	(10)	26-69/28-60	.377/.467	6-32/4-17	.188/.235	5-8/13-16	.625/.813	38/38 -	13/11	14/13	2/3	12/9	19/12
Syracuse	39/25	37/32	76-57	+19	30-64/23-64	.469/.359	7-20/3-24	.350/.125	9-12/8-10	.750/.800	48/28 +20	17/6	18/13	2/5	8/11	14/16
UCLA	38/34	31/31	69-65	+4	23-53/19-54	.434/.352	6-16/4-14	.375/.286	17-29/23-31	.586/.742	37/35 +2	11/9	12/10	4/3	3/5	25/26
CSU BAKERSFIELD	44/29	37/36	81-65	+16	30-57/25-62	.526/.403	5-14/6-19	.357/.316	16-20/9-9	.800/1000	38/27 +11	10/8	9/10	3/4	4/4	10/18
Southern California	44/37	45/39	89-76	+13	34-65/31-66	.523/.470	12-22/6-22	.545/.273	9-12/8-17	.750/.471	39/33 +6	17/12	13/10	4/3	6/6	17/14
ARK-PINE BLUFF	59/30	52/41	111-71	+40	45-79/19-71	.570/.268	10-24/15-44	.417/.341	11-14/18-24	.786/.750	65/28 +37	28/15	15/8	6/3	5/5	17/17
Washington	48/42	25/36	73-78	(5)	26-61/25-55	.426/.455	5-18/7-20	.278/.350	16-20/21-25	.800/.840	28/36 (8)	11/11	12/19	4/6	9/3	22/13
MISSISSIPPI VAL.	38/18	40/22	78-40	+38	27-57/16-55	.474/.291	5-24/4-15	.208/.267	19-28/4-10	.679/.400	42/33 +9	21/8	8/18	6/1	11/7	14/19
UConn	34/45	29/31	63-76	(13)	23-59/29-52	.390/.558	2-12/7-17	.167/.412	15-21/11-15	.714/.733	32/26 +6	5/16	11/9	3/5	4/7	12/16
JACKSON ST.	41/29	59/47	100-76	+24	34-65/26-78	.523/.333	5-18/13-32	.278/.406	27-39/11-16	.692/.688	51/44 +7	20/17	8/8	6/2	7/4	15/24
SAN DIEGO ST.	37/38	37/46	74-84	(10)	25-59/32-64	.424/.500	5-19/8-25	.263/.320	19-25/12-16	.760/.750	35/33 +2	14/9	13/11	2/3	7/5	13/17
PEPPERDINE	45/27	41/33	86-60	+26	32-57/19-58	.561/.328	8-19/7-19	.421/.368	14-18/15-23	.778/.652	41/31 +10	18/12	14/12	4/3	4/6	23/18
SAN DIEGO	55/35	46/39	101-74	+27	39-69/29-66	.565/.439	10-23/9-23	.435/.391	13-21/7-13	.619/.538	39/36 +3	27/14	9/19	5/5	14/7	12/18
Santa Clara	34/40	42/37	76-77	(1)	32-67/29-65	.478/.446	2-20/9-28	.100/.321	10-14/10-14	.714/.714	31/44 (13)	8/21	10/18	2/2	11/6	15/14
Pepperdine	40/40	46/21	86-61	+25	36-64/22-56	.563/.393	8-20/6-18	.400/.333	6-12/11-14	.500/.786	42/26 +16	19/10	7/9	2/2	4/6	17/14
San Diego	54/27	51/36	105-63	+42	39-69/24-70	.565/.343	10-25/6-26	.400/.231	17-26/9-11	.654/.818	51/29 +22	28/12	8/10	5/2	7/5	13/19

Note: Game totals are displayed in the format TEAM/OPPONENT for each category

	POINTS BREAKDOWN								GAME TRENDS	
	Off Turnovers	2nd Chance	In Paint	Fast Break	Bench	Ties	Leads	Largest Deficit		
Nov. 10 - Yale	13-8	20-8	44-20	14-11	25-22	8	8	18 (38-56 16:27, 2nd)	Dec. 15 - UConn	
Nov. 14 - Eastern Oregon	22-6	21-6	84-18	24-5	58-36	0	0			
Nov. 20 - Purdue	19-13	10-9	30-44	14-11	10-14	2	4	Largest Deficit Overcome		
Nov. 21 - Syracuse	15-17	25-8	44-36	18-4	15-7	0	0	13 (25-38 2:28, 1st)	Jan. 11 - Santa Clara	
Nov. 22 - UCLA	15-10	18-10	22-24	11-5	9-17	0	6	- GU regained lead 58-56 (11:37, 2nd)		
Nov. 28 - CSU Bakersfield	13-13	14-13	38-26	17-4	14-17	0	0			
Dec. 2 - USC	15-10	14-18	40-46	21-8	26-17	0	0	Largest Deficit Overcome in Win		
Dec. 5 - Arkansas Pine Bluff	9-17	21-4	60-8	28-19	49-9	0	0	10 (6-16 15:33, 1st)	Nov. 10 - Yale	
Dec. 9 - Washington	15-8	9-11	32-34	11-15	13-11	5	3	- GU regained lead 22-21 (10:19, 1st)		
Dec. 11 - Mississippi Valley St	24-9	10-11	36-20	12-2	39-11	0	0			
Dec. 15 - UConn	8-17	15-8	40-42	7-6	7-17	0	0	Games Trailed at Half		
Dec. 20 - Jackson State	9-11	17-13	50-14	16-10	31-15	0	2	34-45	Dec. 15 - UConn	
Dec. 29 - San Diego State	19-21	11-10	36-40	14-12	11-32	8	6	37-38	Dec. 29 - San Diego State	
Jan. 4 - Pepperdine	13-10	10-7	44-18	14-3	21-14	1	1	34-40	Jan. 11 - Santa Clara	
Jan. 6 - San Diego	27-6	13-18	52-32	21-4	35-9	2	0			
Jan. 11 - Santa Clara	12-11	12-15	48-34	11-10	14-19	9	6			
Jan. 18 - Pepperdine	8-6	7-5	42-22	5-9	17-18	5	8			
Jan. 20 - San Diego	12-8	15-6	54-30	32-9	47-22	3	3			
TOTALS	265-202	243-182	796-508	290-147	441-306					
AVERAGE PER GAME	14.7-11.2	13.5-10.1	44.2-28.2	16.1-8.2	24.5-17.0					





2023-24 Gonzaga Men's Basketball
Points-rebounds-assists
All games

Page 1/1
as of Jan 21, 2024

Opponent	Date	Score	0	3	4	11	13	14	15	21	22	25	33
			NEMBHARD,R	KRAJNOVIC,	STROMER,DU	HICKMAN,NO	IKE,GRAHAM	STOSIC,PAV	FEW,JOE	YEO,JUN SE	WATSON,ANT	BROOKS,COL	GREGG,BEN
Yale	11/10/2023	86-71 W	16-4-7	0-0-0	8-3-1	15-2-3	11-3-0	DNP	DNP	0-0-0	11-12-2	DNP	6-5-0
Eastern Ore.	11/14/2023	123-57 W	6-4-3	7-4-2	2-2-1	12-4-5	25-11-3	2-0-0	3-1-2	9-7-4	20-6-2	4-7-0	10-6-1
vs Purdue	11/20/2023	63-73 L	11-3-6	2-0-0	9-6-1	11-1-2	14-7-0	DNP	DNP	0-0-0	8-2-4	DNP	2-6-0
vs Syracuse	11/21/2023	76-57 W	11-5-7	1-3-0	3-5-3	19-2-0	16-14-1	0-0-1	0-0-0	0-0-0	12-13-3	DNP	5-2-1
vs UCLA	11/22/2023	69-65 W	12-3-4	DNP	2-8-0	11-0-2	3-5-2	DNP	DNP	5-1-0	32-7-2	DNP	4-8-0
CSU Bakersfield	11/28/2023	81-65 W	22-2-5	DNP	10-3-0	13-3-0	11-6-2	DNP	DNP	2-1-0	11-13-2	DNP	0-0-0
vs Southern California	12/02/2023	89-76 W	15-2-7	DNP	15-5-2	10-3-4	14-10-1	DNP	DNP	0-0-0	9-5-1	DNP	14-8-2
Ark.-Pine Bluff	12/05/2023	111-71 W	7-7-6	7-3-3	8-4-4	13-3-5	17-9-2	4-3-0	0-0-2	10-4-0	15-7-4	3-2-1	8-8-1
at Washington	12/09/2023	73-78 L	12-3-7	DNP	0-3-0	17-0-1	18-6-1	DNP	DNP	2-1-1	13-13-1	DNP	11-1-0
Mississippi Val.	12/11/2023	78-40 W	6-4-5	3-1-1	7-2-5	5-5-3	13-8-0	2-2-0	0-2-2	6-4-0	8-4-3	0-0-0	11-4-1
vs UConn	12/15/2023	63-76 L	15-6-2	DNP	8-6-0	8-1-3	5-5-0	DNP	DNP	0-0-0	20-4-0	DNP	6-4-0
Jackson St.	12/20/2023	100-76 W	11-5-6	DNP	8-6-2	18-1-3	22-11-1	2-0-0	0-0-0	6-3-0	10-8-6	0-1-0	6-5-1
San Diego St.	12/29/2023	74-84 L	15-5-9	DNP	5-4-1	7-4-1	20-10-0	DNP	DNP	0-0-0	16-4-3	DNP	9-2-0
Pepperdine	01/04/2024	86-60 W	10-2-7	DNP	6-5-1	14-4-3	20-7-1	0-1-0	0-0-1	0-2-0	15-6-3	2-0-0	8-7-1
San Diego	01/06/2024	101-74 W	18-6-9	DNP	5-2-3	17-1-4	19-8-0	0-0-1	0-0-0	4-0-1	7-5-4	0-1-0	22-7-2
at Santa Clara	01/11/2024	76-77 L	21-4-5	DNP	0-2-0	4-2-2	5-3-0	DNP	DNP	DNP	32-9-1	DNP	0-5-0
at Pepperdine	01/18/2024	86-61 W	5-5-8	DNP	6-3-0	19-3-1	24-7-3	DNP	0-0-0	2-0-0	16-8-2	DNP	5-10-4
at San Diego	01/20/2024	105-63 W	12-3-12	DNP	11-5-5	13-1-2	6-6-0	0-1-0	2-0-0	3-4-0	12-10-3	5-3-0	15-11-5

Opponent	Date	Score	34
			HUFF,BRADE
Yale	11/10/2023	86-71 W	19-9-0
Eastern Ore.	11/14/2023	123-57 W	23-6-0
vs Purdue	11/20/2023	63-73 L	6-6-0
vs Syracuse	11/21/2023	76-57 W	9-3-1
vs UCLA	11/22/2023	69-65 W	0-2-1
CSU Bakersfield	11/28/2023	81-65 W	12-4-1
vs Southern California	12/02/2023	89-76 W	12-2-0
Ark.-Pine Bluff	12/05/2023	111-71 W	19-7-0
at Washington	12/09/2023	73-78 L	0-0-0
Mississippi Val.	12/11/2023	78-40 W	17-4-1
vs UConn	12/15/2023	63-76 L	1-2-0
Jackson St.	12/20/2023	100-76 W	17-9-1
San Diego St.	12/29/2023	74-84 L	2-1-0
Pepperdine	01/04/2024	86-60 W	11-4-1
San Diego	01/06/2024	101-74 W	9-5-3
at Santa Clara	01/11/2024	76-77 L	14-5-0
at Pepperdine	01/18/2024	86-61 W	9-2-1
at San Diego	01/20/2024	105-63 W	26-5-1

STARTERS

Nov. 10 - Yale	Nembhard	Hickman	Stromer	Watson	Ike
Nov. 14 - Eastern Oregon	Nembhard	Hickman	Stromer	Watson	Ike
Nov. 20 - Purdue	Nembhard	Hickman	Stromer	Watson	Ike
Nov. 21 - Syracuse	Nembhard	Hickman	Stromer	Watson	Ike
Nov. 22 - UCLA	Nembhard	Hickman	Stromer	Watson	Ike
Nov. 28 - CSU Bakersfield	Nembhard	Hickman	Stromer	Watson	Ike
Dec. 2 - USC	Nembhard	Hickman	Stromer	Watson	Ike
Dec. 5 - Arkansas Pine Bluff	Nembhard	Hickman	Yeo	Watson	Ike
Dec. 9 - Washington	Nembhard	Hickman	Stromer	Watson	Ike
Dec. 11 - Mississippi Valley State	Nembhard	Hickman	Stromer	Watson	Ike
Dec. 15 - UConn	Nembhard	Hickman	Stromer	Watson	Ike
Dec. 20 - Jackson State	Nembhard	Hickman	Stromer	Watson	Ike
Dec. 29 - San Diego State	Nembhard	Hickman	Stromer	Watson	Ike
Jan. 4 - Pepperdine	Nembhard	Hickman	Stromer	Watson	Ike
Jan. 6 - San Diego	Nembhard	Hickman	Stromer	Watson	Ike
Jan. 11 - Santa Clara	Nembhard	Hickman	Stromer	Watson	Ike
Jan. 18 - Pepperdine	Nembhard	Hickman	Gregg	Watson	Ike
Jan. 20 - San Diego	Nembhard	Hickman	Gregg	Watson	Ike





2023-24 Gonzaga Men's Basketball
Season Schedule/Results & Leaders
All games

Page 1/1
as of Jan 21, 2024

Game Records

Record	Overall	Home	Away	Neutral
ALL GAMES	13-5	8-1	2-2	3-2
CONFERENCE	4-1	2-0	2-1	0-0
NON-CONFERENCE	9-4	6-1	0-1	3-2

Team Results

Date	Opponent		Score	Att.	High Points	High Rebounds
11/10/2023	Yale	W	86-71	6000	(19) HUFF, Braden	(12) WATSON, Anton
11/14/2023	Eastern Ore.	W	123-57	6000	(25) IKE, Graham	(11) IKE, Graham
11/20/2023	vs Purdue	L	63-73	4838	(14) IKE, Graham	(7) IKE, Graham
11/21/2023	vs Syracuse	W	76-57	3602	(19) HICKMAN, Nolan	(14) IKE, Graham
11/22/2023	vs UCLA	W	69-65	3757	(32) WATSON, Anton	(8) GREGG, Ben
						(8) STROMER, Dusty
11/28/2023	CSU Bakersfield	W	81-65	6000	(22) NEMBHARD, Ryan	(13) WATSON, Anton
12/02/2023	vs Southern California	W	89-76	8116	(15) NEMBHARD, Ryan	(10) IKE, Graham
					(15) STROMER, Dusty	
12/05/2023	Ark.-Pine Bluff	W	111-71	6000	(19) HUFF, Braden	(9) IKE, Graham
12/09/2023	at Washington	L	73-78	9294	(18) IKE, Graham	(13) WATSON, Anton
12/11/2023	Mississippi Val.	W	78-40	6000	(17) HUFF, Braden	(8) IKE, Graham
12/15/2023	vs UConn	L	63-76	16405	(20) WATSON, Anton	(6) NEMBHARD, Ryan
						(6) STROMER, Dusty
12/20/2023	Jackson St.	W	100-76	6000	(22) IKE, Graham	(11) IKE, Graham
12/29/2023	San Diego St.	L	74-84	6000	(20) IKE, Graham	(10) IKE, Graham
01/04/2024	Pepperdine	W	86-60	12015	(20) IKE, Graham	(7) IKE, Graham
						(7) GREGG, Ben
01/06/2024	San Diego	W	101-74	6000	(22) GREGG, Ben	(8) IKE, Graham
01/11/2024	at Santa Clara	L	76-77	4200	(32) WATSON, Anton	(9) WATSON, Anton
01/18/2024	at Pepperdine	W	86-61	3128	(24) IKE, Graham	(10) GREGG, Ben
01/20/2024	at San Diego	W	105-63	3007	(26) HUFF, Braden	(11) GREGG, Ben

Attendance Summary

	Games	Attend	Avg/Game
Home	9	60015	6668
Away	4	19629	4907
Neutral	5	36718	7344
Total	18	116362	6465



2023-24 Gonzaga Men's Basketball
Team High/Low Analysis
All games

Page 1/4
as of Jan 21, 2024

Gonzaga - Game Highs

POINTS	123		Eastern Ore. (11/14/2023)
	111		Ark.-Pine Bluff (12/05/2023)
	105		at San Diego (01/20/2024)
	101		San Diego (01/06/2024)
	100		Jackson St. (12/20/2023)
FIELD GOALS MADE	52		Eastern Ore. (11/14/2023)
	45		Ark.-Pine Bluff (12/05/2023)
FIELD GOAL ATTEMPTS	82		Eastern Ore. (11/14/2023)
	79		Ark.-Pine Bluff (12/05/2023)
FIELD GOAL PERCENTAGE	.634	(52-82)	Eastern Ore. (11/14/2023)
	.570	(45-79)	Ark.-Pine Bluff (12/05/2023)
3 PT FG MADE	12		vs Southern California (N) (12/02/2023)
	10		at San Diego (01/20/2024)
	10		San Diego (01/06/2024)
	10		Ark.-Pine Bluff (12/05/2023)
3 PT FG ATTEMPTS	32		vs Purdue (N) (11/20/2023)
	25		at San Diego (01/20/2024)
3 PT FG PERCENTAGE	.545	(12-22)	vs Southern California (N) (12/02/2023)
	.435	(10-23)	San Diego (01/06/2024)
FREE THROWS MADE	27		Jackson St. (12/20/2023)
	19		San Diego St. (12/29/2023)
	19		Mississippi Val. (12/11/2023)
FREE THROW ATTEMPTS	39		Jackson St. (12/20/2023)
	29		vs UCLA (N) (11/22/2023)
FREE THROW PERCENTAGE	.800	(16-20)	at Washington (12/09/2023)
	.800	(16-20)	CSU Bakersfield (11/28/2023)
REBOUNDS	65		Ark.-Pine Bluff (12/05/2023)
	62		Eastern Ore. (11/14/2023)
ASSISTS	28		at San Diego (01/20/2024)
	28		Ark.-Pine Bluff (12/05/2023)
STEALS	14		San Diego (01/06/2024)
	12		vs Purdue (N) (11/20/2023)
BLOCKED SHOTS	7		Eastern Ore. (11/14/2023)
	6		Jackson St. (12/20/2023)
	6		Mississippi Val. (12/11/2023)
	6		Ark.-Pine Bluff (12/05/2023)
TURNOVERS	18		vs Syracuse (N) (11/21/2023)
	15		Ark.-Pine Bluff (12/05/2023)
FOULS	25		vs UCLA (N) (11/22/2023)
	23		Pepperdine (01/04/2024)



2023-24 Gonzaga Men's Basketball
Team High/Low Analysis
All games

Page 2/4
as of Jan 21, 2024

Opponent - Game Highs

POINTS	84		San Diego St. (12/29/2023)
	78		at Washington (12/09/2023)
	77		at Santa Clara (01/11/2024)
	76		Jackson St. (12/20/2023)
	76		vs UConn (N) (12/15/2023)
	76		vs Southern California (N) (12/02/2023)
FIELD GOALS MADE	32		San Diego St. (12/29/2023)
	31		vs Southern California (N) (12/02/2023)
FIELD GOAL ATTEMPTS	78		Jackson St. (12/20/2023)
	76		Eastern Ore. (11/14/2023)
FIELD GOAL PERCENTAGE	.558	(29-52)	vs UConn (N) (12/15/2023)
	.500	(32-64)	San Diego St. (12/29/2023)
3 PT FG MADE	15		Ark.-Pine Bluff (12/05/2023)
	13		Jackson St. (12/20/2023)
3 PT FG ATTEMPTS	44		Ark.-Pine Bluff (12/05/2023)
	32		Jackson St. (12/20/2023)
3 PT FG PERCENTAGE	.412	(7-17)	vs UConn (N) (12/15/2023)
	.406	(13-32)	Jackson St. (12/20/2023)
FREE THROWS MADE	23		vs UCLA (N) (11/22/2023)
	21		at Washington (12/09/2023)
FREE THROW ATTEMPTS	31		vs UCLA (N) (11/22/2023)
	25		at Washington (12/09/2023)
FREE THROW PERCENTAGE	1.000	(14-14)	Yale (11/10/2023)
	1.000	(9-9)	CSU Bakersfield (11/28/2023)
REBOUNDS	44		at Santa Clara (01/11/2024)
	44		Jackson St. (12/20/2023)
ASSISTS	21		at Santa Clara (01/11/2024)
	17		Jackson St. (12/20/2023)
STEALS	11		vs Syracuse (N) (11/21/2023)
	9		vs Purdue (N) (11/20/2023)
BLOCKED SHOTS	6		at Washington (12/09/2023)
	5		San Diego (01/06/2024)
	5		vs UConn (N) (12/15/2023)
	5		vs Syracuse (N) (11/21/2023)
TURNOVERS	19		San Diego (01/06/2024)
	19		at Washington (12/09/2023)
FOULS	26		vs UCLA (N) (11/22/2023)
	24		Jackson St. (12/20/2023)



2023-24 Gonzaga Men's Basketball
Team High/Low Analysis
All games

Page 3/4
as of Jan 21, 2024

Gonzaga - Game Lows

POINTS	63		vs UConn (N) (12/15/2023)
	63		vs Purdue (N) (11/20/2023)
	69		vs UCLA (N) (11/22/2023)
	73		at Washington (12/09/2023)
	74		San Diego St. (12/29/2023)
FIELD GOALS MADE	23		vs UConn (N) (12/15/2023)
	23		vs UCLA (N) (11/22/2023)
FIELD GOAL ATTEMPTS	53		vs UCLA (N) (11/22/2023)
	57		Pepperdine (01/04/2024)
	57		Mississippi Val. (12/11/2023)
	57		CSU Bakersfield (11/28/2023)
FIELD GOAL PERCENTAGE	.377	(26-69)	vs Purdue (N) (11/20/2023)
	.390	(23-59)	vs UConn (N) (12/15/2023)
3 PT FG MADE	2		at Santa Clara (01/11/2024)
	2		vs UConn (N) (12/15/2023)
3 PT FG ATTEMPTS	12		vs UConn (N) (12/15/2023)
	14		CSU Bakersfield (11/28/2023)
3 PT FG PERCENTAGE	.100	(2-20)	at Santa Clara (01/11/2024)
	.167	(2-12)	vs UConn (N) (12/15/2023)
FREE THROWS MADE	5		vs Purdue (N) (11/20/2023)
	6		at Pepperdine (01/18/2024)
FREE THROW ATTEMPTS	8		vs Purdue (N) (11/20/2023)
	12		at Pepperdine (01/18/2024)
	12		vs Southern California (N) (12/02/2023)
	12		vs Syracuse (N) (11/21/2023)
FREE THROW PERCENTAGE	.500	(6-12)	at Pepperdine (01/18/2024)
	.571	(12-21)	Eastern Ore. (11/14/2023)
REBOUNDS	28		at Washington (12/09/2023)
	31		at Santa Clara (01/11/2024)
ASSISTS	5		vs UConn (N) (12/15/2023)
	8		at Santa Clara (01/11/2024)
STEALS	3		vs UCLA (N) (11/22/2023)
	4		at Pepperdine (01/18/2024)
	4		Pepperdine (01/04/2024)
	4		vs UConn (N) (12/15/2023)
	4		CSU Bakersfield (11/28/2023)
BLOCKED SHOTS	0		Yale (11/10/2023)
	2		at Pepperdine (01/18/2024)
	2		at Santa Clara (01/11/2024)
	2		San Diego St. (12/29/2023)
	2		vs Syracuse (N) (11/21/2023)
	2		vs Purdue (N) (11/20/2023)
TURNOVERS	7		at Pepperdine (01/18/2024)
	8		at San Diego (01/20/2024)
	8		Jackson St. (12/20/2023)
	8		Mississippi Val. (12/11/2023)
FOULS	10		CSU Bakersfield (11/28/2023)
	12		San Diego (01/06/2024)
	12		vs UConn (N) (12/15/2023)



2023-24 Gonzaga Men's Basketball
Team High/Low Analysis
All games

Page 4/4
as of Jan 21, 2024

Opponent - Game Lows

POINTS	40		Mississippi Val. (12/11/2023)
	57		vs Syracuse (N) (11/21/2023)
	57		Eastern Ore. (11/14/2023)
	60		Pepperdine (01/04/2024)
	61		at Pepperdine (01/18/2024)
FIELD GOALS MADE	16		Mississippi Val. (12/11/2023)
	19		Pepperdine (01/04/2024)
	19		Ark.-Pine Bluff (12/05/2023)
	19		vs UCLA (N) (11/22/2023)
FIELD GOAL ATTEMPTS	52		vs UConn (N) (12/15/2023)
	54		vs UCLA (N) (11/22/2023)
FIELD GOAL PERCENTAGE	.268	(19-71)	Ark.-Pine Bluff (12/05/2023)
	.289	(22-76)	Eastern Ore. (11/14/2023)
3 PT FG MADE	3		vs Syracuse (N) (11/21/2023)
	4		Mississippi Val. (12/11/2023)
	4		vs UCLA (N) (11/22/2023)
	4		vs Purdue (N) (11/20/2023)
3 PT FG ATTEMPTS	14		vs UCLA (N) (11/22/2023)
	15		Mississippi Val. (12/11/2023)
3 PT FG PERCENTAGE	.125	(3-24)	vs Syracuse (N) (11/21/2023)
	.200	(6-30)	Eastern Ore. (11/14/2023)
FREE THROWS MADE	4		Mississippi Val. (12/11/2023)
	7		San Diego (01/06/2024)
	7		Eastern Ore. (11/14/2023)
FREE THROW ATTEMPTS	9		CSU Bakersfield (11/28/2023)
	10		Mississippi Val. (12/11/2023)
	10		vs Syracuse (N) (11/21/2023)
FREE THROW PERCENTAGE	.400	(4-10)	Mississippi Val. (12/11/2023)
	.471	(8-17)	vs Southern California (N) (12/02/2023)
REBOUNDS	26		at Pepperdine (01/18/2024)
	26		vs UConn (N) (12/15/2023)
ASSISTS	5		Eastern Ore. (11/14/2023)
	6		vs Syracuse (N) (11/21/2023)
STEALS	3		at Washington (12/09/2023)
	4		Jackson St. (12/20/2023)
	4		CSU Bakersfield (11/28/2023)
BLOCKED SHOTS	1		Mississippi Val. (12/11/2023)
	1		Yale (11/10/2023)
TURNOVERS	8		Jackson St. (12/20/2023)
	8		Ark.-Pine Bluff (12/05/2023)
FOULS	12		vs Purdue (N) (11/20/2023)
	13		at Washington (12/09/2023)



2023-24 Gonzaga Men's Basketball
Player Highs Analysis
All games

Page 1/3
as of Jan 21, 2024

Gonzaga - Individual Game Highs

POINTS	32		Anton Watson at Santa Clara (01/11/2024)
	32		Anton Watson vs UCLA (N) (11/22/2023)
	26		Braden Huff at San Diego (01/20/2024)
	25		Graham Ike vs Eastern Ore. (11/14/2023)
	24		Graham Ike at Pepperdine (01/18/2024)
FIELD GOALS MADE	14		Anton Watson at Santa Clara (01/11/2024)
	14		Anton Watson vs UCLA (N) (11/22/2023)
FIELD GOAL ATTEMPTS	19		Ryan Nembhard at Santa Clara (01/11/2024)
	18		Anton Watson at Santa Clara (01/11/2024)
	18		Nolan Hickman vs Yale (11/10/2023)
FIELD GOAL PERCENTAGE (min 5 made)	.933	(14-15)	Anton Watson vs UCLA (N) (11/22/2023)
	.917	(11-12)	Graham Ike vs Eastern Ore. (11/14/2023)
3 PT FG MADE	4		Ryan Nembhard vs San Diego (01/06/2024)
	4		Nolan Hickman vs Pepperdine (01/04/2024)
	4		Dusty Stromer vs Southern California (N) (12/02/2023)
3 PT FG ATTEMPTS	10		Nolan Hickman at Pepperdine (01/18/2024)
	9		Dusty Stromer vs Southern California (N) (12/02/2023)
	9		Ryan Nembhard vs Purdue (N) (11/20/2023)
3 PT FG PERCENTAGE (min 2 made)	1.000	(3-3)	Anton Watson vs UCLA (N) (11/22/2023)
	1.000	(2-2)	Ben Gregg vs Ark.-Pine Bluff (12/05/2023)
	1.000	(2-2)	Graham Ike vs Eastern Ore. (11/14/2023)
FREE THROWS MADE	10		Graham Ike vs Jackson St. (12/20/2023)
	7		Anton Watson vs UConn (N) (12/15/2023)
FREE THROW ATTEMPTS	14		Graham Ike vs Jackson St. (12/20/2023)
	9		Anton Watson vs UConn (N) (12/15/2023)
FREE THROW PERCENTAGE (min 3 made)	1.000	(6-6)	Ben Gregg vs Mississippi Val. (12/11/2023)
	1.000	(6-6)	Ryan Nembhard vs UCLA (N) (11/22/2023)
	1.000	(5-5)	Ryan Nembhard vs Jackson St. (12/20/2023)
	1.000	(4-4)	Anton Watson at Santa Clara (01/11/2024)
	1.000	(4-4)	Ben Gregg vs San Diego (01/06/2024)
	1.000	(4-4)	Graham Ike vs Pepperdine (01/04/2024)
	1.000	(4-4)	Ben Gregg vs San Diego St. (12/29/2023)
	1.000	(4-4)	Nolan Hickman vs Jackson St. (12/20/2023)
	1.000	(4-4)	Ben Gregg at Washington (12/09/2023)
	1.000	(4-4)	Ryan Nembhard at Washington (12/09/2023)
	1.000	(4-4)	Graham Ike vs Southern California (N) (12/02/2023)
	1.000	(3-3)	Colby Brooks at San Diego (01/20/2024)
	1.000	(3-3)	Graham Ike vs Mississippi Val. (12/11/2023)
	1.000	(3-3)	Nolan Hickman vs Syracuse (N) (11/21/2023)
	1.000	(3-3)	Nolan Hickman vs Eastern Ore. (11/14/2023)
	1.000	(3-3)	Braden Huff vs Yale (11/10/2023)
REBOUNDS	14		Graham Ike vs Syracuse (N) (11/21/2023)
	13		Anton Watson at Washington (12/09/2023)
	13		Anton Watson vs CSU Bakersfield (11/28/2023)
	13		Anton Watson vs Syracuse (N) (11/21/2023)
ASSISTS	12		Ryan Nembhard at San Diego (01/20/2024)
	9		Ryan Nembhard vs San Diego (01/06/2024)
	9		Ryan Nembhard vs San Diego St. (12/29/2023)
STEALS	6		Anton Watson at Santa Clara (01/11/2024)
	5		Anton Watson at Washington (12/09/2023)



2023-24 Gonzaga Men's Basketball
Player Highs Analysis
All games

Page 3/3
as of Jan 21, 2024

Opponent - Individual Game Highs

POINTS	28		Boogie Ellis vs Southern California (N) (12/02/2023)
	26		Joe French vs Ark.-Pine Bluff (12/05/2023)
	25		Ken Evans vs Jackson St. (12/20/2023)
	25		Zach Edey vs Purdue (N) (11/20/2023)
	24		Deuce Turner vs San Diego (01/06/2024)
FIELD GOALS MADE	12		Boogie Ellis vs Southern California (N) (12/02/2023)
	9		Judah Mintz vs Syracuse (N) (11/21/2023)
FIELD GOAL ATTEMPTS	21		Boogie Ellis vs Southern California (N) (12/02/2023)
	19		Joe French vs Ark.-Pine Bluff (12/05/2023)
	19		Rashad Williams vs Ark.-Pine Bluff (12/05/2023)
	19		Kaleb Higgins vs CSU Bakersfield (11/28/2023)
FIELD GOAL PERCENTAGE (min 5 made)	.750	(6-8)	Modestas Kancleris vs CSU Bakersfield (11/28/2023)
	.750	(6-8)	Braden Smith vs Purdue (N) (11/20/2023)
3 PT FG MADE	8		Joe French vs Ark.-Pine Bluff (12/05/2023)
	5		Ken Evans vs Jackson St. (12/20/2023)
3 PT FG ATTEMPTS	12		Joe French vs Ark.-Pine Bluff (12/05/2023)
	12		Rashad Williams vs Ark.-Pine Bluff (12/05/2023)
3 PT FG PERCENTAGE (min 2 made)	1.000	(2-2)	Paul Mulcahy at Washington (12/09/2023)
	.800	(4-5)	John Poulakidas vs Yale (11/10/2023)
FREE THROWS MADE	9		Houston Mallette vs Pepperdine (01/04/2024)
	9		Jaedon LeDee vs San Diego St. (12/29/2023)
	9		Zach Edey vs Purdue (N) (11/20/2023)
FREE THROW ATTEMPTS	13		Houston Mallette vs Pepperdine (01/04/2024)
	12		Jaedon LeDee vs San Diego St. (12/29/2023)
FREE THROW PERCENTAGE (min 3 made)	1.000	(8-8)	Kylen Milton vs Ark.-Pine Bluff (12/05/2023)
	1.000	(6-6)	Keion Brooks Jr. at Washington (12/09/2023)
	1.000	(6-6)	August Mahoney vs Yale (11/10/2023)
	1.000	(4-4)	Christoph Tilly at Santa Clara (01/11/2024)
	1.000	(4-4)	Jordan O'Neal vs Jackson St. (12/20/2023)
	1.000	(4-4)	Lazar Stefanovic vs UCLA (N) (11/22/2023)
	1.000	(4-4)	Casey Simmons vs Yale (11/10/2023)
	1.000	(3-3)	Jaden Alexander vs CSU Bakersfield (11/28/2023)
	1.000	(3-3)	JJ Starling vs Syracuse (N) (11/21/2023)
REBOUNDS	14		Michael Ajayi vs Pepperdine (01/04/2024)
	14		Zach Edey vs Purdue (N) (11/20/2023)
ASSISTS	6		Adama Bal at Santa Clara (01/11/2024)
	6		Dragos Lungu vs San Diego (01/06/2024)
	6		Isaiah Collier vs Southern California (N) (12/02/2023)
	6		Braden Smith vs Purdue (N) (11/20/2023)
STEALS	5		Jevon Porter vs Pepperdine (01/04/2024)
	5		Braden Smith vs Purdue (N) (11/20/2023)
BLOCKED SHOTS	5		Franck Kepnang at Washington (12/09/2023)
	4		Naheem McLeod vs Syracuse (N) (11/21/2023)
TURNOVERS	6		Deuce Turner vs San Diego (01/06/2024)
	6		Sahvir Wheeler at Washington (12/09/2023)
FOULS	5		Boubacar Coulibaly at Pepperdine (01/18/2024)
	5		Jordan O'Neal vs Jackson St. (12/20/2023)
	5		Walter Hamilton vs Mississippi Val. (12/11/2023)
	5		Kenneth Nwuba vs UCLA (N) (11/22/2023)



2023-24 Gonzaga Men's Basketball
Season/Career Statistics
All games

Page 1/1
as of Jan 21, 2024

Summary

Player	Season Statistics										Career Statistics									
	GP-GS	MIN/G	FG%	3FG%	FT%	R/G	A/G	STL	BLK	PTS/G	GP-GS	MIN/G	FG%	3FG%	FT%	R/G	A/G	STL	BLK	PTS/G
BROOKS, Colby	7-0	4.2	.417	.000	.571	2.0	0.1	0	0	2.0	15-0	3.5	.565	.500	.667	1.5	0.1	2	0	2.3
FEW, Joe	9-0	5.2	.200	.000	.375	0.3	0.8	3	1	0.6	22-0	3.2	.071	.000	.400	0.5	0.5	3	1	0.3
GREGG, Ben	18-2	18.9	.516	.333	.738	5.5	1.1	20	9	7.9	89-2	10.4	.481	.346	.702	2.9	0.6	40	44	4.3
HICKMAN, Nolan	18-18	34.0	.436	.362	.786	2.2	2.4	23	8	12.6	87-54	25.2	.431	.344	.773	2.1	2.3	79	26	7.7
HUFF, Braden	18-0	15.4	.644	.342	.463	4.2	0.6	6	13	11.4	18-0	15.4	.644	.342	.463	4.2	0.6	6	13	11.4
IKE, Graham	18-18	21.6	.593	.364	.721	7.6	0.9	14	10	14.6	63-58	26.8	.541	.304	.713	8.2	1.1	42	23	16.5
KRAJNOVIC, Luka	6-0	11.7	.438	.250	.625	1.8	1.0	4	0	3.3	6-0	11.7	.438	.250	.625	1.8	1.0	4	0	3.3
NEMBHARD, Ryan	18-18	34.6	.429	.250	.837	4.1	6.4	20	1	12.5	82-82	34.4	.422	.322	.821	3.7	5.0	80	5	11.9
STOSIC, Pavle	8-0	4.2	.417	.000	.000	0.9	0.3	1	3	1.3	8-0	4.2	.417	.000	.000	0.9	0.3	1	3	1.3
STROMER, Dusty	18-15	28.0	.358	.354	.880	4.1	1.6	12	9	6.3	18-15	28.0	.358	.354	.880	4.1	1.6	12	9	6.3
WATSON, Anton	18-18	29.3	.582	.448	.645	7.6	2.6	28	9	14.8	134-77	22.5	.588	.297	.621	5.0	1.9	190	73	9.0
YEO, Jun Seok	17-1	8.7	.421	.158	.667	1.6	0.4	1	4	2.9	17-1	8.7	.421	.158	.667	1.6	0.4	1	4	2.9

Scoring

Player	Season Statistics									Career Statistics								
	FG-FGA	FG%	3FG-3FGA	3FG%	FT-FTA	FT%	PTS	PTS/G		FG-FGA	FG%	3FG-3FGA	3FG%	FT-FTA	FT%	PTS	PTS/G	
BROOKS, Colby	5-12	.417	0-0	.000	4-7	.571	14	2.0		13-23	.565	1-2	.500	8-12	.667	35	2.3	
FEW, Joe	1-5	.200	0-2	.000	3-8	.375	5	0.6		1-14	.071	0-6	.000	4-10	.400	6	0.3	
GREGG, Ben	48-93	.516	15-45	.333	31-42	.738	142	7.9		137-285	.481	44-127	.346	66-94	.702	384	4.3	
HICKMAN, Nolan	85-195	.436	34-94	.362	22-28	.786	226	12.6		256-594	.431	104-302	.344	58-75	.773	674	7.7	
HUFF, Braden	87-135	.644	13-38	.342	19-41	.463	206	11.4		87-135	.644	13-38	.342	19-41	.463	206	11.4	
IKE, Graham	105-177	.593	4-11	.364	49-68	.721	263	14.6		399-738	.541	7-23	.304	236-331	.713	1041	16.5	
KRAJNOVIC, Luka	7-16	.438	1-4	.250	5-8	.625	20	3.3		7-16	.438	1-4	.250	5-8	.625	20	3.3	
NEMBHARD, Ryan	85-198	.429	14-56	.250	41-49	.837	225	12.5		361-856	.422	100-311	.322	156-190	.821	978	11.9	
STOSIC, Pavle	5-12	.417	0-4	.000	0-2	.000	10	1.3		5-12	.417	0-4	.000	0-2	.000	10	1.3	
STROMER, Dusty	34-95	.358	23-65	.354	22-25	.880	113	6.3		34-95	.358	23-65	.354	22-25	.880	113	6.3	
WATSON, Anton	107-184	.582	13-29	.448	40-62	.645	267	14.8		475-808	.588	38-128	.297	218-351	.621	1206	9.0	
YEO, Jun Seok	16-38	.421	3-19	.158	14-21	.667	49	2.9		16-38	.421	3-19	.158	14-21	.667	49	2.9	

Totals

Player	Season Statistics									Career Statistics								
	O-REB	D-REB	TOTAL	PF	FO	A	TO	A/TO		O-REB	D-REB	TOTAL	PF	FO	A	TO	A/TO	
BROOKS, Colby	5	9	14	4	0	1	2	0.5		7	15	22	6	0	1	5	0.2	
FEW, Joe	0	3	3	4	0	7	2	3.5		2	10	12	6	0	11	2	5.5	
GREGG, Ben	27	72	99	35	0	19	12	1.6		89	171	260	134	2	54	45	1.2	
HICKMAN, Nolan	2	38	40	30	0	44	31	1.4		13	166	179	121	0	201	102	2.0	
HUFF, Braden	31	45	76	33	1	11	11	1.0		31	45	76	33	1	11	11	1.0	
IKE, Graham	51	85	136	46	1	17	29	0.6		158	360	518	199	6	69	161	0.4	
KRAJNOVIC, Luka	2	9	11	7	0	6	8	0.8		2	9	11	7	0	6	8	0.8	
NEMBHARD, Ryan	7	66	73	30	0	115	41	2.8		26	279	305	156	2	410	203	2.0	
STOSIC, Pavle	2	5	7	6	0	2	4	0.5		2	5	7	6	0	2	4	0.5	
STROMER, Dusty	23	51	74	37	0	29	20	1.5		23	51	74	37	0	29	20	1.5	
WATSON, Anton	41	95	136	35	0	46	29	1.6		218	448	666	297	5	255	151	1.7	
YEO, Jun Seok	9	18	27	22	0	6	7	0.9		9	18	27	22	0	6	7	0.9	

QUICKIE GAME RECORDS

Individual Game

Points

- 52 - Frank Burgess vs. UC-Davis (1-26-61)
- 50 - Jean Claude Lefebvre vs. Whitworth (2-18-58)

Field Goals Made

- 20 - Jean Claude Lefebvre vs. Whitworth (2-18-58)

Free Throws Made

- 16 - Ronny Turiaf vs. Cincinnati (NCAA - 3-20-03)
- 16 - Blake Stepp vs. Washington (12-2-02)
- 16 - Ronny Turiaf vs. Indiana (11-26-02)
- 16 - Frank Burgess (4 times)

Free Throw Percentage (1.000 - min. 10 attempts)

- (15-15) - Sam Dower vs. Santa Clara (3-8-14)
- (15-15) - Geoff Goss vs. Idaho State (1-6-93)
- (15-15) - Frank Burgess vs. Idaho (3-3-61)

Rebounds

- 33 - Jim Dixon vs. Eastern Washington (1-23-61)
- 28 - Paul Cathey vs. Nevada-Las Vegas (12-28-77)

Assists

- 16 - Blake Stepp vs. Long Beach State (12-20-02)
- 14 - Andrew Nembhard at Pepperdine (2-16-22)
- 14 - Joel Ayayi at Portland (1-9-21)
- 13 - Josh Perkins at Creighton (12-1-18)
- 13 - Jeremy Pargo vs. Virginia Tech (11-24-07)
- 13 - Derek Raivio vs. Montana (11-21-04)
- 13 - Blake Stepp vs. Idaho (11-21-03)
- 13 - Matt Santangelo vs. Loyola Marymount (2-11-00)
- 13 - John Stockton vs. Portland (2-11-84)
- 13 - John Stockton vs. San Diego (1-19-84)
- 13 - Ken Tyler vs. Montana State (2-1-75)

Steals (Under Mark Few)

- 7 - Derek Raivio vs. Montana (11-21-04)
- 6 - Andrew Nembhard at BYU (2-5-22)
- 6 - Nigel Williams-Goss vs. Saint Mary's (3-7-17)
- 6 - David Stockton vs. South Dakota (11-18-12)
- 6 - Jeremy Pargo vs. Loyola Marymount (2-11-08)
- 6 - Derek Raivio vs. Loyola Marymount (1-6-07)

Blocks (Under Mark Few)

- 7 - Chet Holmgren vs. Dixie State (11-9-21)
- 7 - Chet Holmgren vs. Georgia State (3-17-22)
- 7 - Przemek Karnowski vs. Saint Mary's (1-2-14)
- 6 - Chet Holmgren vs. San Francisco (3-7-22)
- 6 - Chet Holmgren at San Francisco (2-24-22)
- 6 - Chet Holmgren vs. BYU (1-13-22)
- 6 - Brandon Clarke vs. Texas Southern (11-10-18)
- 6 - Brandon Clarke vs. Duke (11-21-18)
- 6 - Zach Collins vs. South Carolina (4-1-17)
- 6 - Austin Daye vs. Idaho (11-13-07)
- 6 - Josh Heytvelt at Pepperdine (2-3-07)
- 6 - Robert Sacre at Pepperdine (2-20-10)
- 6 - Abdulla Kuso at San Diego (2-18-08)
- 6 - Abdulla Kuso vs. Duke (12-21-06)

Team Game

Points Scored - Gonzaga

- 136 vs. Loyola Marymount, 2-18-89 (L 147-136)

Points Scored - Opponent

- 147 - Loyola Marymount, 2-18-89 (147-146)

Biggest Margin of Victory

- 78 - Eastern Oregon, 12-28-22 (120-42)
- 66 - Eastern Oregon, 11-15-23 (123-57)**
- 61 - Denver, 12-21-18 (101-40)

Biggest Margin of Defeat

- 69 vs. Montana, 2-5-45 (103-34)

Rebounds

- 74 vs. Idaho, 1-22-66

Field Goals Made

- 52 vs. Eastern Oregon, 11-15-23**

Field Goals Attempted

- 84 vs. Loyola Marymount, 1-19-90

Field Goal Percentage - Game

- 71.8 vs. Saint Mary's, 1-13-96 (28-39)
- 70.8 vs. Washington State, 12-28-03 (34-48)
- 70.4 vs. Warner Pacific, 12-21-88 (38-54)

Field Goal Percentage - Half

- 84.5 vs. Denver, 12-21-18 (101-40)
- 80.0 vs. San Francisco, 1-16-88 (16-20)
- 80.0 vs. Santa Clara, 1-23-82 (12-15)

Free Throws Made

- 41 vs. Davidson, 12-12-09
- 41 vs. Fairfield, 12-11-90
- 37 vs. San Francisco, 1-15-94
- 36 vs. Santa Clara, 2-12-81
- 36 vs. Eastern Washington, 11-11-11
- 36 vs. BYU, 2-23-12

Free Throws Attempted

- 54 vs. Davidson, 12-12-09
- 53 vs. Loyola Marymount, 2-24-84
- 51 vs. Fairfield, 12-11-90
- 51 vs. Eastern Washington, 11-11-11

Free Throw Percentage - Game (Min. 10 attempts)

- 1.000 vs. BYU, 1-25-14 (12-12)
- 1.000 vs. Michigan State, 11-22-05 (26-26)* (12-12 in OT)
- 1.000 vs. Eastern Washington, 12-11-93 (20-20)
- 1.000 vs. Pepperdine, 1-13-11 (12-12)

WHERE ARE THEY NOW

Bryan Alberts (2014-17)

Höttur in Iceland Premier League

Martynas Arlauskas (2019-22)

Pieno Zvaigzdes in Lithuanian LKL

Joel Ayayi (2017-21)

Nanterre 92 in French LNB Pro A

Rasir Bolton (2021-23)

Telenet Giants Antwerp in BNXT Belgian League

Ira Brown (2007-09)

Chiba Jets Funabashi in Japanese Super League

Brandon Clarke (2017-19)

Memphis Grizzlies in the NBA

Zach Collins (2016-17)

San Antonio Spurs in the NBA

Aaron Cook (2020-21)

BC Nevėžis in Lithuanian LKL

Geno Crandall (2018-19)

Hapoel Be'er Sheva B.C. in Israeli Premier League

Austin Daye (2007-10)

Victoria Libertas in Italian Serie A

Micah Downs (2006-09)

Portimonense in Portuguese Liga Betclic

Admon Gilder (2019-20)

G-League Ignite in NBA G League

Rui Hachimura (2016-19)

Los Angeles Lakers in the NBA

Elias Harris (2009-13)

Bayern Munich in German BBL

Chet Holmgren (2021-22)

Oklahoma City Thunder in the NBA

Jeremy Jones (2015-19)

FE Nagoya in Japanese B2 League

Corey Kispert (2017-21)

Washington Wizards in the NBA

Guy Landry Edi (2010-13)

Calgary Surge in CEBL

Jordan Mathews (2016-17)

PGE Spojnia Stargard in Polish EBL

Eric McClellan (2014-16)

Enosis Neon Paralimni in Cyprus Division A

Silas Melson (2014-18)

MHP Riesen Ludwigsburg in German Bundesliga

Andrew Nembhard (2020-22)

Indiana Pacers in the NBA

Kelly Olynyk (2010-14)

Utah Jazz in the NBA

Kevin Pangos (2011-15)

Olimpia Milano in Italian Lega Basket Serie A

Jeremy Pargo (2005-09)

G-League Ignite in NBA G League

Josh Perkins (2014-19)

BC Uralmash Yekaterinburg in VTB United League in Russia

Domantas Sabonis (2014-16)

Sacramento Kings in the NBA

Malachi Smith (2021-23)

Rip City Remix in NBA G League

David Stockton (2010-14)

G-League Ignite in NBA G League

Julian Strawther (2020-23)

Denver Nuggets in the NBA

Jalen Suggs (2020-21)

Orlando Magic in the NBA

Drew Timme (2019-23)

Wisconsin Herd in NBA G League

Byron Wesley (2014-15)

Olympique Antibes in French Second Division

Johnathan Williams III (2015-18)

Phoenix Super LPG in Philippine Basketball Association

Nigel Williams-Goss (2015-17)

Olympiacos B.C. in Greek Basketball League

Kyle Wiltjer (2014-16)

Reyer Venezia in Italian Lega Basket Serie A

Ryan Woolridge (2018-19)

Naturtex-SZTE Szedeák in Hungarian A Division



LAST FOUR BOXES



Official Basketball Box Score - Final
Gonzaga at San Diego
01/20/24 Jenny Craig Pavilion, San Diego
2023-24 San Diego Men's Basketball

Game Time: 7:00 PM
Game Duration: 1:42
Attendance: 3,007

Officials: Michael Scypiors, De Salle Dean, Daryl Gelinas

Gonzaga - 105

Record: 13-5 (4-1)

NO. Name	Min	FG M-A	3P M-A	FT M-A	Rebounds OR DR TOT	Fouls PF FO	TP	AS	TO	ST	Blocks BS BA	+/-
13 Graham Ike	F 17:03	3-9	0-0	0-0	1 5 6	3 1 6	0	0	1	0	1	17
22 Anton Watson	F 24:14	3-4	1-1	5-8	4 6 10	1 5 12	3	2	1	0	0	26
3 Ben Gregg	F 27:55	6-9	2-4	1-2	1 10 11	2 1 15	5	2	0	1	1	20
0 Ryan Nemphard	G 28:31	5-8	0-1	2-2	0 3 3	2 1 12	12	0	2	0	0	39
11 Nolan Hickman	G 27:06	5-10	3-8	0-2	0 1 1	2 2 13	2	1	2	2	0	21
4 Dusty Stromer	31:32	3-5	3-5	2-2	1 4 5	2 2 11	5	0	0	1	0	45
34 Braden Huff	19:52	12-17	1-3	1-1	3 2 5	1 2 26	1	1	0	0	0	21
21 Jun Seok Yeo	09:16	0-1	0-1	3-4	1 3 4	0 2 3	0	2	1	0	0	7
15 Joe Few	06:29	1-2	0-1	0-2	0 0 0	0 1 2	0	0	0	0	0	4
25 Colby Brooks	03:57	1-3	0-0	3-3	2 1 3	0 2 5	0	0	0	0	0	6
14 Pavle Stosic	03:05	0-1	0-0	0-0	0 1 1	0 0 0	0	0	0	1	0	4
Team					0 2 2	0 0						
Totals		39-69	10-25	17-26	13 38 51	13 19 105	28	8	7	5	2	42

Technical Fouls: NONE

San Diego - 63

Record: 10-10 (3-3)

NO. Name	Min	FG M-A	3P M-A	FT M-A	Rebounds OR DR TOT	Fouls PF FO	TP	AS	TO	ST	Blocks BS BA	+/-
21 PJ Hayes	F 20:50	3-9	1-5	2-2	0 1 1	2 1 9	2	0	0	0	2	-23
22 Jimmy Oladokun Jr.	F 15:56	0-2	0-0	0-0	0 2 2	1 2 0	0	0	0	0	0	-17
24 Steven Jamerson II	C 19:47	4-5	0-0	0-0	3 1 4	2 0 8	0	1	1	0	0	-17
0 Kevin Patton Jr.	G 26:30	3-11	1-5	0-0	1 4 5	0 2 7	5	0	2	2	0	-30
3 Wayne McKinney III	G 28:40	6-16	1-3	4-5	1 4 5	3 4 17	2	0	0	0	0	-35
4 Deuce Turner	18:04	1-6	1-3	2-2	1 1 2	0 3 5	0	2	0	0	1	-21
11 Devon Dahlike	17:50	0-4	0-3	0-0	0 2 2	3 0 0	0	1	1	0	0	-23
7 Dragos Lungu	16:42	3-4	1-2	1-2	0 0 0	1 1 8	0	2	1	0	0	-13
35 Keyon Kenzie	08:40	0-4	0-1	0-0	0 1 1	1 0 0	0	0	0	0	0	-14
33 Dominic Muncey	09:26	1-3	0-2	0-0	1 1 2	2 0 0	1	0	0	0	0	-11
22 Emmanuel Callas	10:33	2-4	0-0	0-0	0 1 1	4 0 4	2	2	0	0	0	-4
15 Josh Hecht	07:02	1-2	1-2	0-0	0 0 0	0 0 0	0	0	0	0	0	-2
Team					1 3 4	0 0			2			
Totals		24-70	6-26	9-11	8 21 29	19 13 63	12	10	5	2	5	42

Technical Fouls: NONE

	GON	USD	Points from	GON	USD	Period by Period Scoring
Biggest lead	43 (2 nd 2:01)	2 (1 st 19:14)	Turnovers	12	8	
Best Scoring Run	22 (1 st 8:39)	5 (2 nd 3:35)	Paint	54	30	
Lead Changes	3		Second Chance	15	6	
Times Tied	3		Fast Breaks	32	9	
Time with Lead	36:10	01:34	Bench	47	22	
			USD	27	36	63



Official Basketball Box Score - Final
Gonzaga at Santa Clara
01/19/24 Leavitt Center, Santa Clara
2023-24 Men's Basketball

Game Time: 6:00 PM
Game Duration: 2:05
Attendance: 4,200

Officials: Jeffrey Anderson, Roger Ayers, Debra Carr

Gonzaga - 76

Record: 11-5 (2-1)

NO. Name	Min	FG M-A	3P M-A	FT M-A	Rebounds OR DR TOT	Fouls PF FO	TP	AS	TO	ST	Blocks BS BA	+/-
13 Graham Ike	F 17:02	2-6	0-0	1-2	0 3 3	5 3 5	0	2	0	0	0	-6
22 Anton Watson	F 40:00	14-18	0-2	4-4	5 9 14	3 32 1	5	6	0	0	0	-1
0 Ryan Nemphard	G 40:00	9-19	1-6	2-3	0 4 4	2 2 21	5	0	1	0	2	-1
4 Dusty Stromer	G 18:01	0-2	0-0	0-0	1 1 2	1 0 0	0	0	0	0	0	-15
11 Nolan Hickman	G 40:00	1-9	0-3	2-2	0 2 2	3 1 4	2	2	2	0	0	-9
33 Ben Gregg	25:41	0-3	0-3	0-2	0 5 5	1 1 0	0	1	2	0	0	9
34 Braden Huff	19:16	6-10	1-4	1-1	1 4 5	2 3 14	0	0	0	2	0	10
Team					0 1 1	0 0						
Totals		32-67	2-20	10-14	7 24 31	15 14 76	8	10	11	2	2	-1

Technical Fouls: NONE

Santa Clara - 77

Record: 12-6 (3-0)

NO. Name	Min	FG M-A	3P M-A	FT M-A	Rebounds OR DR TOT	Fouls PF FO	TP	AS	TO	ST	Blocks BS BA	+/-
14 Johnny O'Neil	F 28:19	5-9	1-4	0-0	1 4 5	1 0 11	2	0	0	0	1	10
13 Christoph Tilly	C 24:45	3-7	0-0	4-4	2 5 7	2 4 10	0	4	1	0	0	-7
0 Brenton Krappner	G 27:32	5-8	4-6	2-3	1 4 5	0 2 16	4	3	1	1	0	6
4 Adama Bal	G 34:26	7-16	2-7	1-3	0 3 3	0 5 17	6	2	3	0	0	11
22 Carlos Marshall Jr.	G 17:17	1-7	0-4	2-2	1 1 2	2 3 4	2	5	1	0	0	-5
1 Tyreese Bryan	28:17	4-10	2-5	0-0	1 7 8	2 0 10	2	0	10	2	0	-4
10 Francisco Caffaro	16:12	1-1	0-0	1-2	2 0 2	4 1 3	0	1	0	1	0	9
15 Jalen Benjamin	12:28	2-4	0-1	0-0	0 1 1	1 0 4	1	0	1	0	0	-5
44 Jake Ensminger	06:28	1-3	0-1	0-0	5 1 6	2 0 2	1	1	0	0	0	-5
21 Camaron Tongue	04:16	0-0	0-0	0-0	0 2 2	0 0 0	0	0	1	0	0	-5
Team					1 2 3	0 0			2			
Totals		29-65	9-28	10-14	14 30 44	14 15 77	21	18	6	2	2	-1

Technical Fouls: NONE

	GON	SCU	Points from	GON	SCU	Period by Period Scoring
Biggest lead	5 (2 nd 10:48)	13 (1 st 2:28)	Turnovers	12	11	
Best Scoring Run	9 (1 st 12:01)	6 (1 st 16:10)	Paint	48	34	
Lead Changes	6		Second Chance	12	15	
Times Tied	9		Fast Breaks	11	10	
Time with Lead	07:52	25:34	Bench	14	19	
			GON	34	42	76
			SCU	40	37	77



Official Basketball Box Score - Final
Gonzaga at Pepperdine
01/19/24 Firestone Fieldhouse, Malibu
2023-24 Men's Basketball

Game Time: 7:00 PM
Game Duration: 1:55
Attendance: 3,138

Officials: Randy Richardson, Bill Vnovich, Michael Mojca

Gonzaga - 86

Record: 12-5 (3-1)

NO. Name	Min	FG M-A	3P M-A	FT M-A	Rebounds OR DR TOT	Fouls PF FO	TP	AS	TO	ST	Blocks BS BA	+/-
13 Graham Ike	F 28:18	11-17	0-0	2-4	2 5 7	3 3 24	3	1	1	0	1	23
22 Anton Watson	F 28:23	7-10	1-1	1-2	2 6 8	2 2 16	2	2	1	1	0	20
3 Ben Gregg	F 30:19	2-5	0-2	1-3	1 9 10	3 3 5	4	0	0	0	0	16
0 Ryan Nemphard	G 37:27	2-3	1-1	0-0	0 5 5	2 4 5	8	0	0	0	0	27
11 Nolan Hickman	G 36:04	7-16	3-10	2-3	0 3 3	1 2 19	1	2	2	0	0	25
4 Dusty Stromer	21:17	2-6	0-0	2 1 3	3 0 6	0 2 0	0	0	0	0	0	17
34 Braden Huff	11:42	4-5	1-2	0-0	0 2 2	3 0 9	1	0	0	1	0	1
21 Jun Seok Yeo	03:57	1-1	0-0	0-0	0 0 0	0 0 0	2	0	0	0	0	-9
15 Joe Few	02:33	0-1	0-0	0-0	0 0 0	0 0 0	0	0	0	0	1	-2
Team					3 1 4	0 0						
Totals		36-64	8-20	6-12	10 32 42	17 14 86	19	7	4	2	2	25

Technical Fouls: NONE

Pepperdine - 61

Record: 9-11 (2-3)

NO. Name	Min	FG M-A	3P M-A	FT M-A	Rebounds OR DR TOT	Fouls PF FO	TP	AS	TO	ST	Blocks BS BA	+/-
12 Boubacar Coulibaly	F 25:41	3-5	0-0	1-1	1 2 3	5 2 7	0	1	1	1	0	-17
14 Jevon Porter	F 33:42	5-13	2-5	4-6	1 3 4	1 4 16	0	3	2	0	1	-17
0 Houston Mallette	G 32:11	3-12	3-9	0-0	1 3 4	1 2 9	1	0	0	0	0	-21
1 Michael Ajayi	G 31:30	3-9	0-0	0-0	0 3 3	2 2 6	2	2	1	1	1	-7
20 Ethan Anderson	G 19:57	2-6	0-0	1-1	0 1 1	1 3 5	5	1	1	0	0	-7
3 Malik Moore	17:05	2-3	1-2	0-0	0 3 3	2 0 5	1	0	0	0	0	-15
21 Nils Cooper	23:07	2-2	0-0	3-4	1 3 4	0 2 2	7	1	0	0	0	-26
2 Jalen Pitre	07:52	0-2	0-1	2-2	0 1 1	2 2 2	0	1	0	0	0	1
13 Cord Stansberry	07:20	2-4	0-1	0-0	0 1 1	0 0 0	4	0	0	0	0	-5
35 Aladi Gassama	01:35	0-0	0-0	0-0	0 0 0	0 0 0	0	0	0	0	0	2
Team					0 2 2	0 0			1			
Totals		22-56	6-18	11-14	4 22 26	14 17 61	10	9	6	2	2	-25

Technical Fouls: NONE

	GU	Pepp	Points from	GU	Pepp	Period by Period Scoring
Biggest lead	29 (2 nd 1:25)	2 (1 st 3:06)	Turnovers	8	6	
Best Scoring Run	9 (2 nd 12:55)	5 (1 st 6:01)	Paint	42	22	
Lead Changes	8		Second Chance	7	5	
Times Tied	5		Fast Breaks	5	9	
Time with Lead	34:48	01:49	Bench	17	18	
			Pepp	40	21	61



Official Basketball Box Score - Final
San Diego at Gonzaga
01/09/24 Leavitt Center, Spokane
2023-24 Men's Basketball

Game Time: 6:00 PM
Game Duration: 1:53
Attendance: 5,000

Officials: Gregory Neen, Crystal Hagan, Tim Martin

San Diego - 74

Record: 10-7 (0-2)

NO. Name		Min	FG	3P	FT	Rebounds	Fouls	TP	AS	TO	ST	Blocks	+/-
			M	A	M	A	OR	DR					
21	PJ Hayes	F 31:45	5-13	2-9	0-0	0 4 4	2 0	12	0	1	0	0	-20
24	Steven Jamerson II	C 25:07	6-10	0-0	1-4	3 6 9	2 4	13	1	1	1	2	0
0	Kevin Patton Jr.	G 30:51	7-10	2-3	0-0	1 4 5	0 0	16	1	3	1	2	0
4	Deuce Turner	G 31:14	8-15	4-7	4-5	1 1 2	0 3	24	3	6	1	0	-22
7	Dragos Lungu	G 23:20	0-2	0-0	0-0	0 3 3	0 0	6	4	0	0	0	-9
11	Devon Dahlike	15:07	1-3	1-1	0-0	2 0 2	0 0	3	1	1	1	0	-14
13	Jimmey Oldakian Jr.	14:53	1-5	0-0	0-2	2 1 3	4 3	2	1	0	1	1	-11
35	Keyon Keesee	11:46	1-6	0-2	2-2	0 1 1	2 2	4	0	1	2	0	-12
23	Dominic Muncy	13:40	0-0	0-0	0-0	0 0 0	2 0	0	0	0	0	0	-2
22	Emmanuel Calles	02:52	0-0	0-0	0-0	0 0 0	2 0	0	0	0	0	0	-2
Totals						4 1 5	0	2					
Team		29:56	9-23	7-13	13 23 36	19 12	74	14	19	7	5	5	-27

Game Records

Record	Overall	Home	Away	Neutral
ALL GAMES	4-1	2-0	2-1	0-0
CONFERENCE	4-1	2-0	2-1	0-0
NON-CONFERENCE	0-0	0-0	0-0	0-0

Score by Periods

Team	1st	2nd	OT	TOT
Gonzaga	228	226	0	454
Opponents	169	166	0	335

Team Box Score

No.	Player				Total		3-Point		F-Throw		Rebounds												
		GP-GS	MIN	AVG	FG-FGA	FG%	3FG-3FGA	3FG%	FT-FTA	FT%	OFF	DEF	TOT	AVG	PF	DQ	A	TO	BLK	STL	PTS	AVG	
22	WATSON, Anton	5-5	140:37	28.1	33-50	.660	3-7	.429	13-19	.684	15	23	38	7.6	9	0	13	11	2	8	82	16.4	
13	IKE, Graham	5-5	104:32	20.9	32-54	.593	0-0	.000	10-15	.667	6	25	31	6.2	14	1	4	7	4	2	74	14.8	
34	HUFF, Braden	5-0	84:38	16.9	31-44	.705	3-11	.273	4-8	.500	6	15	21	4.2	11	1	6	2	5	1	69	13.8	
11	HICKMAN, Nolan	5-5	166:30	33.3	24-55	.436	13-34	.382	6-11	.545	0	11	11	2.2	10	0	12	7	2	10	67	13.4	
0	NEMBHARD, Ryan	5-5	172:25	34.5	25-47	.532	8-16	.500	8-10	.800	0	20	20	4.0	10	0	41	5	0	9	66	13.2	
33	GREGG, Ben	5-2	127:31	25.5	19-36	.528	4-16	.250	8-13	.615	4	36	40	8.0	10	0	12	5	2	6	50	10.0	
4	STROMER, Dusty	5-3	132:01	26.4	8-20	.400	7-16	.438	5-6	.833	6	11	17	3.4	9	0	9	6	2	2	28	5.6	
25	BROOKS, Colby	3-0	08:04	2.7	2-5	.400	0-0	.000	3-3	1.000	3	1	4	1.3	2	0	0	1	0	0	7	2.3	
21	YEO, Jun Seok	4-0	40:20	10.1	3-9	.333	0-4	.000	3-4	.750	2	4	6	1.5	5	0	1	3	0	1	9	2.3	
15	FEW, Joe	4-0	14:40	3.7	1-3	.333	0-1	.000	0-2	.000	0	0	0	0.0	0	0	1	0	0	0	2	0.5	
14	STOSIC, Pavle	3-0	08:43	2.9	0-3	.000	0-2	.000	0-0	.000	0	2	2	0.7	0	0	1	1	1	1	0	0.0	
Team											8	6	14										
Total		5	1000		178-326	.546	38-107	.355	60-91	.659	50	154	204	40.8	80	2	100	48	18	40	454	90.8	
Opponents		5	1000		123-315	.390	37-114	.325	52-75	.693	51	115	166	33.2	83	1	69	68	14	30	335	67.0	

Team Statistics

	GONZ	OPP
Scoring	454	335
Points per game	90.8	67.0
Scoring margin	+23.8	-
Field goals-att	178-326	123-315
Field goal pct	.546	.390
3 point fg-att	38-107	37-114
3-point FG pct	.355	.325
3-pt FG made per game	7.6	7.4
Free throws-att	60-91	52-75
Free throw pct	.659	.693
F-Throws made per game	12.0	10.4
Rebounds	204	166
Rebounds per game	40.8	33.2
Rebounding margin	+7.6	-
Assists	100	69
Assists per game	20.0	13.8
Turnovers	48	68
Turnovers per game	9.6	13.6
Turnover margin	+4.0	-
Assist/turnover ratio	2.1	1.0
Steals	40	30
Steals per game	8.0	6.0
Blocks	18	14
Blocks per game	3.6	2.8
Winning streak	2	-
Home win streak	2	-
Attendance	18015	10335
Home games-Avg/Game	2-9008	3-3445
Neutral site-Avg/Game	-	0-0

Team Results

Date	Opponent		Score	Att.
01/04/2024	Pepperdine	W	86-60	12015
01/06/2024	San Diego	W	101-74	6000
01/11/2024	at Santa Clara	L	76-77	4200
01/18/2024	at Pepperdine	W	86-61	3128
01/20/2024	at San Diego	W	105-63	3007

Game Records

Record	Overall	Home	Away	Neutral
ALL GAMES	13-5	8-1	2-2	3-2
CONFERENCE	4-1	2-0	2-1	0-0
NON-CONFERENCE	9-4	6-1	0-1	3-2

Score by Periods

Team	1st	2nd	OT	TOT
Gonzaga	795	745	0	1540
Opponents	598	626	0	1224

Team Box Score

No.	Player				Total		3-Point		F-Throw		Rebounds											
		GP-GS	MIN	AVG	FG-FGA	FG%	3FG-3FGA	3FG%	FT-FTA	FT%	OFF	DEF	TOT	AVG	PF	DQ	A	TO	BLK	STL	PTS	AVG
22	WATSON, Anton	18-18	528:17	29.3	107-184	.582	13-29	.448	40-62	.645	41	95	136	7.6	35	0	46	29	9	28	267	14.8
13	IKE, Graham	18-18	388:38	21.6	105-177	.593	4-11	.364	49-68	.721	51	85	136	7.6	46	1	17	29	10	14	263	14.6
11	HICKMAN, Nolan	18-18	611:20	34.0	85-195	.436	34-94	.362	22-28	.786	2	38	40	2.2	30	0	44	31	8	23	226	12.6
0	NEMBHARD, Ryan	18-18	621:56	34.6	85-198	.429	14-56	.250	41-49	.837	7	66	73	4.1	30	0	115	41	1	20	225	12.5
34	HUFF, Braden	18-0	277:27	15.4	87-135	.644	13-38	.342	19-41	.463	31	45	76	4.2	33	1	11	11	13	6	206	11.4
33	GREGG, Ben	18-2	340:58	18.9	48-93	.516	15-45	.333	31-42	.738	27	72	99	5.5	35	0	19	12	9	20	142	7.9
4	STROMER, Dusty	18-15	504:15	28.0	34-95	.358	23-65	.354	22-25	.880	23	51	74	4.1	37	0	29	20	9	12	113	6.3
3	KRAJNOVIC, Luka	6-0	69:59	11.7	7-16	.438	1-4	.250	5-8	.625	2	9	11	1.8	7	0	6	8	0	4	20	3.3
21	YEO, Jun Seok	17-1	147:42	8.7	16-38	.421	3-19	.158	14-21	.667	9	18	27	1.6	22	0	6	7	4	1	49	2.9
25	BROOKS, Colby	7-0	29:38	4.2	5-12	.417	0-0	.000	4-7	.571	5	9	14	2.0	4	0	1	2	0	0	14	2.0
14	STOSIC, Pavle	8-0	33:24	4.2	5-12	.417	0-4	.000	0-2	.000	2	5	7	0.9	6	0	2	4	3	1	10	1.3
15	FEW, Joe	9-0	46:26	5.2	1-5	.200	0-2	.000	3-8	.375	0	3	3	0.3	4	0	7	2	1	3	5	0.6
Team											26	39	65					6				
Total		18	3600		585-1160	.504	120-367	.327	250-361	.693	226	535	761	42.3	289	2	303	202	67	132	1540	85.6
Opponents		18	3600		442-1131	.391	129-417	.309	211-291	.725	185	399	584	32.4	314	4	211	221	55	111	1224	68.0

Team Statistics

	GONZ	OPP
Scoring	1540	1224
Points per game	85.6	68.0
Scoring margin	+17.6	-
Field goals-att	585-1160	442-1131
Field goal pct	.504	.391
3 point fg-att	120-367	129-417
3-point FG pct	.327	.309
3-pt FG made per game	6.7	7.2
Free throws-att	250-361	211-291
Free throw pct	.693	.725
F-Throws made per game	13.9	11.7
Rebounds	761	584
Rebounds per game	42.3	32.4
Rebounding margin	+9.8	-
Assists	303	211
Assists per game	16.8	11.7
Turnovers	202	221
Turnovers per game	11.2	12.3
Turnover margin	+1.1	-
Assist/turnover ratio	1.5	1.0
Steals	132	111
Steals per game	7.3	6.2
Blocks	67	55
Blocks per game	3.7	3.1
Winning streak	2	-
Home win streak	2	-
Attendance	60015	19629
Home games-Avg/Game	9-6668	4-4907
Neutral site-Avg/Game	-	5-7344

Team Results

Date	Opponent		Score	Att.
11/10/2023	Yale	W	86-71	6000
11/14/2023	Eastern Ore.	W	123-57	6000
11/20/2023	vs Purdue	L	63-73	4838
11/21/2023	vs Syracuse	W	76-57	3602
11/22/2023	vs UCLA	W	69-65	3757
11/28/2023	CSU Bakersfield	W	81-65	6000
12/02/2023	vs Southern California	W	89-76	8116
12/05/2023	Ark.-Pine Bluff	W	111-71	6000
12/09/2023	at Washington	L	73-78	9294
12/11/2023	Mississippi Val.	W	78-40	6000
12/15/2023	vs UConn	L	63-76	16405
12/20/2023	Jackson St.	W	100-76	6000
12/29/2023	San Diego St.	L	74-84	6000
01/04/2024	Pepperdine	W	86-60	12015
01/06/2024	San Diego	W	101-74	6000
01/11/2024	at Santa Clara	L	76-77	4200
01/18/2024	at Pepperdine	W	86-61	3128
01/20/2024	at San Diego	W	105-63	3007



2023-24 GONZAGA BASKETBALL | TV/RADIO ROSTER



0

Ryan Nemhard

G | 6-0 | 175 | Jr.
Aurora, Ont.



2

Steele Venters

G | 6-7 | 195 | Jr.
Ellensburg, Wash.



3

Luka Krajnović

G | 6-5 | 185 | Fr.
Zagreb, Croatia



4

Dusty Stromer

G | 6-6 | 192 | Fr.
Sherman Oaks, Calif.



10

Joaquim ArauzMoore

G | 6-1 | 170 | Fr.
Ross, Calif.



11

Nolan Hickman

G | 6-2 | 183 | Jr.
Seattle, Wash.



13

Graham Ike

F | 6-9 | 240 | R.Jr.
Aurora, Colo.



14

Pavle Stosic

F | 6-9 | 196 | Fr.
Niš, Serbia



15

Joe Few

G | 6-0 | 170 | RSo.
Spokane, Wash.



21

Jun Seok Yeo

F | 6-8 | 215 | So.
Seoul, Korea



22

Anton Watson


F | 6-8 | 228 | Gr.
Spokane, Wash.



25

Colby Brooks

F | 6-7 | 215 | R.Jr.
Los Angeles, Calif.



33

Ben Gregg

F | 6-10 | 230 | Jr.
Clackamas, Ore.



34

Braden Huff

F | 6-10 | 242 | RFr.
Glen Ellyn, Ill.



HC

Mark Few

Head Coach
25th Season



AC

Brian Michaelson
Assistant Coach
11th Season



AC

R-Jay Barsh
Assistant Coach
First Season



AC

Stephen Gentry
Assistant Coach
Third Season



AC

Zach Norvell Jr.
Assistant Coach
First Season



AC

Jorge Sanz
Assistant Coach - Dir. of Ops
Fifth Season

