



## GAME 18:

Jan. 18, 2024 - LMU at San Francisco // CBS Sports Network // KXLU // 8:00 PM PT

## 2023-24 SCHEDULE &amp; RESULTS

Nov. 7	Westcliff	W, 109-68
Nov. 12	Yale	L, 83-80
Nov. 14	Jackson State	W, 88-66
Nov. 19	Stephen F. Austin !	L, 86-76
Nov. 20	Oakland !	L, 74-69
Nov. 21	TBD !	W, 61-60
Nov. 25	UTEP	W, 67-47
Nov. 29	Central Arkansas	W, 90-63
Dec. 2	at Nevada	L, 73-59
Dec. 9	UNLV \$	W, 78-75
Dec. 16	UCSB ^	L, 68-59
Dec. 18	Detroit Mercy	W, 76-56
Dec. 22	#16 Colorado State	L, 76-67
Dec. 29	Tarleton State	L, 79-66
Jan. 4	Santa Clara *	L, 68-57
Jan. 6	Saint Mary's *	L, 68-64
Jan. 13	Pacific *	W, 81-64
Jan. 18	at San Francisco *	8:00 PM
Jan. 20	at Pepperdine *	7:00 PM
Jan. 25	Portland *	7:00 PM
Jan. 27	at Saint Mary's *	7:00 PM
Jan. 30	at Gonzaga *	8:00 PM
Feb. 7	at San Diego *	7:00 PM
Feb. 10	Pepperdine *	6:00 PM
Feb. 15	Gonzaga *	6:00 PM
Feb. 17	San Francisco *	6:00 PM
Feb. 22	at Santa Clara *	8:00 PM
Feb. 24	at Pacific *	7:00 PM
Feb. 29	San Diego *	7:00 PM
Mar. 2	at Portland *	5:00 PM
Mar. 7-12	WCC Championships %	TBA

## HOME GAME / NEUTRAL SITE GAME / AWAY GAME

! - Denotes Cayman Islands Classic played at John Gray Gymnasium

\$ - Denotes Jack Jones Hoopfest played at the Dollar Loan Center

^ - Denotes Jerry Colangelo Classic played at the Footprint Center

\* - Denotes WCC Games

% - Denotes WCC Championships played at the Orleans Arena

All times PST

REFERENCE TO LMU... Please use the abbreviated form, "LMU" or Lions. The full title, Loyola Marymount University is also acceptable. Please do not use "Loyola" or "Marymount" alone. Other NCAA institutions including Loyola College in Maryland, Loyola University in New Orleans and Loyola University in Chicago are often confused with LMU. Also, no hyphens should be used in the full name of the University.



## LMULIONS.com

To connect with us, all you need is LMULIONS...

Tickets: (310) 338-LION (5466)



#JoinThePride

## CONTACT INFORMATION:

LMU ATHLETICS • 1 LMU Drive • Los Angeles, CA 90045

Contact: Matthew Lerman • mlerman@lmu.edu • (310) 338-7768

## SOCIAL MEDIA: LMU LMU MBB

X/Twitter: @LMULIONS @LMULIONSMBB

@LMUCoachJohnson

Instagram: LMULIONS LMULIONSMBB

@coachstanjohnson

Facebook: /LMULIONS /LMULIONSMBB

YouTube: /LMULIONS TV

## SERIES HISTORY

Overall:	USF leads, 118-49
Streak:	USF 2 Wins
At LMU:	USF leads, 48-26
Away:	USF leads, 56-19
Neutral:	USF leads, 7-3
First Meeting:	1924
	USF 32, LMU 8
Last Meeting:	1/7/23
	USF 72, LMU 70

## LMULIONS.COM GAMEDAY:

GAME: ..... LMU (8-9, 1-2 WCC) vs. San Francisco (14-4, 3-0 WCC)  
 DATE: ..... Thursday, Jan. 18, 2024  
 TIME: ..... 8:00 PM  
 LOCATION: ..... Los Angeles  
 ARENA: ..... Gersten Pavilion  
 WATCH: ..... CBS Sports Network  
 LISTEN: ..... KXLU 88.9 FM LOS ANGELES  
 LIVE STATS: ..... STATBROADCAST  
 SOCIAL: ..... @lmulions | @lmulionsMBB

## LAST GAME



Game 17: Jan. 13 vs. Pacific

Pacific: 6-13, 0-4 WCC

Final: LMU 81, Pacific 64

## GAME STATS

LMU HI POINTS: Justin Wright, 22  
 LMU HI REBOUNDS: Alex Merkvladze, 11  
 LMU HI ASSISTS: Johnston/Leauepe, 2  
 LMU HI BLOCKS: Keli Leauepe, 1  
 LMU HI STEALS: Leauepe/Lewis, 1  
 LMU HI MINUTES: Dominick Harris, 38

## NEXT UP



Game 18: Jan. 18 at San Francisco

San Francisco: 14-4, 3-0 WCC

Last Game: 1/13, W, USF 96, Portland 69

## SAN FRANCISCO'S SEASON LEADERS

POINTS: Jonathan Mogbo, 15.2  
 REBOUNDS: Jonathan Mogbo, 10.8  
 ASSISTS: Marcus Williams, 3.7  
 BLOCKS: Ndewedo Newbury, 1.2  
 STEALS: Jonathan Mogbo, 1.8  
 MINUTES: Marcus Williams, 30.7

## AFTER THAT



Game 19: Jan. 20 at Pepperdine

Pepperdine: 9-10, 2-2 WCC

Last Game: 1/13, W, Pepp 83, USD 77

## PEPPERDINE'S SEASON LEADERS

POINTS: Michael Ajayi, 18.2  
 REBOUNDS: Michael Ajayi, 9.8  
 ASSISTS: Ethan Anderson, 3.8  
 BLOCKS: Boubacar Coulibaly, 2.0  
 STEALS: Jevon Porter, 1.1  
 MINUTES: Michael Ajayi, 33.6

## Lions Leave Los Angeles For First Time in a Month to Play WCC Unbeaten Dons

LOS ANGELES – LMU men's basketball's six game homestand came to an end with Saturday's 17-point win over Pacific. Now, the Lions leave home for the first time since mid-December to play just the second true road game of the season and look to defeat the San Francisco Dons.

These two teams have only met one time in each of the last two seasons, with San Francisco taking the last two games after the Lions won the first three matchups between the two WCC teams since taking the LMU head coaching job following the 2019-20 season.

This year's Lions are built with a focus on depth. LMU has six players averaging between 9.3 and 14.4 points per game. Seven of players on this year's team average between 19.8 and 28.3 minutes per game. The Lions are second in the conference at 27 bench points per game.

Dominick Harris continues to lead the WCC from long range. Harris is making a league-best 2.53 threes per game at a conference-leading 41 percent from three.

LMU leads the league in getting to the free throw line and made free throws, averaging 20.4 attempts per game with over 14 makes.

San Francisco leads the WCC in several statistical categories, including a top-10 national field goal percentage at just shy of 50 percent. No conference team records more steals than the Dons, which will be paired against LMU's ball control. The Lions turn the ball over 11.5 times per game, which is second in the conference.

CBS Sports Network will broadcast the game on television and across its digital platform. Carter Blackburn and Pete Gillen have the call for CBS Sports Network. Jesse Kass returns as the voice of LMU Men's Basketball and can also be heard on KXLU 88.9 FM Los Angeles.

## INSIDE THE NUMBERS

### 2023-24 RECORD AT A GLANCE

Overall: 8-9 WCC: 1-2  
Home: 6-5 | Away: 0-1 | Neutral: 2-3

### 2023-24 STREAKS

Longest Streaks - Win/Loss: ..... 3/4

**CURRENT STREAK:** ..... 1 Win

Last Win: ..... Jan. 13, 2024

..... LMU 81, San Francisco 64

Last Loss: ..... Jan. 6, 2024

..... Saint Mary's 68, LMU 64

**CURRENT HOME STREAK:** ..... 1 Win

Last Win: ..... Jan. 13, 2024

..... LMU 81, San Francisco 64

Last Loss: ..... Jan. 6, 2024

..... Saint Mary's 68, LMU 64

**CURRENT ROAD STREAK:** ..... 1 Loss

Last Win: .....

.....

Last Loss: ..... Dec. 2, 2023

..... Nevada 73, LMU 59

**NEUTRAL STREAK:** ..... 1 Loss

Last Win: ..... Dec. 9, 2023

..... LMU 78, UNLV 75

Last Loss: ..... Dec. 16, 2023

..... UCSB 68, LMU 59


## NOTES

- The 2024 University Credit Union WCC Men's and Women's Basketball Tournament will be held from March 7-12, with the men's and women's champion earning an automatic bid to the NCAA Tournament.
- WCC Announces Extension with Orleans Arena through 2025, continuing a relationship that began in 2009. The WCC was the first conference to bring a neutral-site tournament to Las Vegas, and the UCU WCC Men's and Women's Basketball Tournament has been sold out each year.
- WCC Announces the addition of Oregon State University and Washington State University as affiliate members across 12 sports for a two-year term, beginning with the 2024-25 academic year. The WCC extended invitations to OSU and WSU in 12 sports, with both institutions set to compete as affiliate members in men's basketball, women's basketball, women's soccer, volleyball, men's golf, women's golf, women's cross country and women's rowing. Oregon State will also participate in the Conference in men's soccer and softball, and Washington State will also compete in the WCC in women's tennis and men's cross country.

#4  
G

**WILL JOHNSTON**  
6-3 • 185 • Jr. • Sydney, Australia

gp-gs min/g fg% 3fg% ft% r/g a/g stl blk pts/g  
17-6 25.1 .375 .366 .879 2.8 2.8 13 1 9.8




**NOTES:** No DI offers out of high school... JUCO walk-on and proved himself... Earned a scholarship, won a ring, and proved himself... One year at UTRGV and proved himself... First year at LMU and proving himself... Rat Tail.

#55  
G

**DOMINICK HARRIS**  
6-3 • 190 • R-Jr. • Murrieta, CA

gp-gs min/g fg% 3fg% ft% r/g a/g stl blk pts/g  
17-6 28.3 .428 .410 .788 3.7 1.1 11 2 14.4



**NOTES:** Gonzaga transfer who came home to Southern California to play in Los Angeles... Athletic as they come... Voted most likely to get the AUX cable and best style by his teammates... Dad is Athletic Director at Westcliff.

#23  
G

**ALEX MERKVILADZE**  
6-8 • 225 • Sr. • Kutaisi, Georgia

gp-gs min/g fg% 3fg% ft% r/g a/g stl blk pts/g  
16-16 26.8 .418 .306 .700 6.3 0.9 8 6 10.4



**NOTES:** The transfer from CSUN is in his third season at LMU and plays both the 3 and 4 positions... Has the green light to step out for three or play in the interior... Team Captain (with Keli Leaupepe) and Talented Pianist.

#34  
F

**KELI LEAUPEPE**  
6-6 • 240 • Gr. • Melbourne, Australia

gp-gs min/g fg% 3fg% ft% r/g a/g stl blk pts/g  
16-14 27.5 .419 .276 .725 4.9 1.1 13 1 9.3



**NOTES:** A hard-working, strong Aussie who will use his body for second chance points and keeping the ball with the Lions... Called a "Matchup Nightmare" by Coach Stan with his ability to also step out for three... Year 5... Mullet.

#15  
C

**LARS THIEMANN**  
7-1 • 260 • Gr. • Krenfeld, Germany

gp-gs min/g fg% 3fg% ft% r/g a/g stl blk pts/g  
17-12 19.9 .540 .000 .638 4.2 0.4 3 15 6.6



**NOTES:** A four-year starter at Cal, Thiemann chose the Lions for his final year of eligibility... A 7-footer with a full treasure chest of offensive moves... A talented chef who cooks for his teammates, check out @Lars\_Creations.

## COMING OFF THE BENCH

#13  
G

**LAMAJ LEWIS**  
6-6 • 210 • Jr. • Paramount, CA

gp-gs min/g fg% 3fg% ft% r/g a/g stl blk pts/g  
15-3 10.3 .500 .000 .333 1.4 0.6 5 1 1.8




**NOTES:** A high school winner, Lewis is in year three after playing 54 games over his first two seasons... A slasher wing who can jump a passing lane or make the smart play when the game needs it... Will stop ball efficiently on D.

#22  
G

**RICK ISSANZA**  
7-1 • 245 • R-Sr. • Kinshasa, Congo

gp-gs min/g fg% 3fg% ft% r/g a/g stl blk pts/g  
10-3 10.6 .583 .000 .500 3.9 0.1 0 10 1.7




**NOTES:** An NBA body who comes to LMU after starting his career with the Oklahoma Sooners... Adds rim protection to Coach Stan's defense... Look up! Issanza may be catching the next lob for a dunk or blocking a shot.

#5  
G

**Justin Wright**  
6-2 • 185 • Sr. • Greenville, NC

gp-gs min/g fg% 3fg% ft% r/g a/g stl blk pts/g  
17-11 25.2 .482 .294 .810 3.4 1.5 6 1 11.4



**NOTES:** A scorer in all ways... Comes to LMU from his home state of NC by ways of North Carolina Central... Voted by his teammates in the summer as the funniest on the team.

#21  
F

**MICHAEL GRAHAM**  
6-8 • 235 • Sr. • Brooklyn, NY

gp-gs min/g fg% 3fg% ft% r/g a/g stl blk pts/g  
17-2 10.8 .567 .000 .571 3.9 0.2 1 9 2.2




**NOTES:** A transfer who led Elon in rebounding before transferring to LMU... Will very quietly and efficiency impact games with his rebounding, key interior plays, on-ball screening, etc... Strong Brooklyn accent.

#10  
G

**NOAH TAITZ**  
6-3 • 190 • R-Jr. • Las Vegas, NV

gp-gs min/g fg% 3fg% ft% r/g a/g stl blk pts/g  
5-0 2.8 .333 .333 .000 0.0 0.0 1 1 1.0



**NOTES:** A big get from Stanford, this transfer does it all: Shoot, Drive, and Fly! Taitz's career in Palo Alto was limited by injury, so he's ready to write the next chapter as a Lion.

#8  
G/F

**JOVAN RISTIC**  
6-5 • 205 • Fr. • Belgrade, Serbia  
No Appearances in 2023-24 (Redshirt)



**NOTES:** A true freshman from Serbia... His first time in the United States was when he moved into his room on LMU's campus... Prior to college, Ristic played in his home city for professional club Dynamic VIP Pay.

#41  
G

**KEVIN CARNEY**  
5-11 • 160 • So. • Menlo Park, CA

gp-gs min/g fg% 3fg% ft% r/g a/g stl blk pts/g  
1-0 3.0 .000 .000 .000 0.0 0.0 0 0 0.0



**NOTES:** A walk-on who has become a team favorite and scout team leader... Both parents are LMU alums so he had been a Lion his whole life.

## BE BACK SOON! - INJURY LIST

#3  
G

**Justice "Juice" Hill**  
6-0 • 175 • Gr. • Little Rock, AR

gp-gs min/g fg% 3fg% ft% r/g a/g stl blk pts/g  
11-11 26.5 .408 .372 .737 1.7 4.2 7 1 10.0




**NOTES:** The fastest on the team and maybe on the west coast... Juice comes to LMU with NCAA Tournament experience, leading Murray State to a 30-win season and to the second round of March Madness before joining LSU... Injured right hand against UNLV.

#16  
F

**AARON MCBRIDE**  
6-6 • 210 • Fr. • Corona, CA

gp-gs min/g fg% 3fg% ft% r/g a/g stl blk pts/g  
17-12 19.9 .540 .000 .638 4.2 0.4 3 15 6.6



**NOTES:** A high school winner, many will remember his game-winning steal and dunk as time expired to lead Corona Centennial to the CIF-Open Section Title... Makes all the winning plays... Injured hand against Saint Mary's.

**2023-24 INSIDE THE ROSTER...****STARTERS RETURNING: 2**

NO	NAME	Pos.	Cl.	Ht.	Home Town	2022-23 Highlights
#34	Keli Leaupepe	F	Gr-4V	6-6	Melbourne, Australia	13.3 PPG, 6.8 RPG, 32.1 MPG, Mullet
#22	Rick Issanza	C	RSr-1V	7-1	Kinshasa, Congo	3.6 PPG, 4.2 MPG, 1.0 BPG, 16.0 MPG

**OTHERS RETURNING: 3**

NO	NAME	Pos.	Cl.	Ht.	Hometown	2022-23 Highlights
#24	Alex Merkviladze	F	Sr-2V	6-8	Kutaisi, Georgia	7.1 PPG, 4.0 RPG, 21.1 MPG, 28 GP
#21	Michael Graham	F	Sr-1V	6-8	Brooklyn, NY	4.5 PPG, 5.3 RPG, 15.3 MPG, All 31 GP
#13	Lamaj Lewis	G	Jr-2V	6-6	Paramount, CA	3.0 PPG, 2.2 RPG, 13.8 MPG, 26 GP

**REDSHIRTS RETURNING: 1**

NO	NAME	Pos.	Cl.	Ht.	Hometown	Last School
#10	Noah Taitz	G	RJr-RS	6-3	Las Vegas, NV	Stanford

**TRANSFERS: 5**

NO.	NAME	Pos.	Cl-Yr	Ht.	Hometown	Last School(s)	Career Highlights
#3	Justice "Juice" Hill	G	Gr-TR	6-0	Little Rock, AR	LSU/Murray State	At MSU: First Team All-OVC, NCAA Tournament
#4	Will Johnston	G	Jr-TR	6-3	Sydney, NSW, Australia	UTRGV	5th in WAC - 14.5 PPG
#5	Justin Wright	G	Sr-TR	6-2	Greenville, NC	NC Central	4th in MEAC - 16.1 PPG
#15	Lars Thiemann	C	Gr-TR	7-1	Krefeld, Germany	California	17th in Pac-12 - 5.4 RPG
#55	Dominick Harris	C	RJr-TR	6-3	Murrieta, CA	Gonzaga	35 career games at GU

**FIRST YEAR OF COLLEGE BASKETBALL: 3**

NO.	NAME	Pos.	Cl-Yr	Ht.	Hometown	Last School
#8	Jovan Ristic	F	Fr-HS	6-5	Belgrade, Serbia	Calusa Prep
#16	Aaron McBride	F	Fr-HS	6-6	Corona, CA	Corona Centennial HS
#41	Kevin Carney	G	So-HS	5-11	Menlo Park, CA	Sacred Heart Prep

\*Walk-on

NAME	PRONUNCIATIONS	ACADEMIC MAJORS
#3 JUSTICE HILL		MA, EDUCATIONAL STUDIES
#4 WILL JOHNSTON		PSYCHOLOGY
#5 JUSTIN WRIGHT		SOCIOLOGY
#8 JOVAN RISTIC	YO-VON RISS-TICK	SOCIOLOGY
#10 NOAH TAITZ	TATES	SOCIOLOGY
#13 LAMAJ LEWIS	LUH-MAJ	ECONOMICS
#15 LARS THIEMANN	THEE-MIN	MS, ENTREPRENEURSHIP AND SUSTAINABLE INNOVATIONS
#16 AARON MCBRIDE		COMPUTER SCIENCE
#21 MICHAEL GRAHAM		COMMUNICATIONS
#22 RICK ISSANZA	ISS-SAHN-ZUH	AFRICAN AMERICAN STUDIES
#23 ALEX MERKVILADZE	MURK-VUH-LAHD-ZAY	ENTREPRENEURSHIP
#34 KELI LEAUPEPE	KELLY LEH-UH-PEP-PAY	SOCIOLOGY
#41 KEVIN CARNEY		BUSINESS UNDECLARED
#55 DOMINICK HARRIS		SOCIOLOGY



## RAISE THE STANDARD

Coach Stan Johnson is changing the culture of LMU Men's Basketball in what he called "A New Standard" in his first season. Now, he is in his fourth year and taking it to the next level in what he refers to as "Raise The Standard". This approach includes connecting with people around the campus and alumni community in new and innovative ways. Through his monthly blog, facility renovations, and meeting students and faculty on campus, Coach Stan Johnson is putting his mark on the program.

# RAISE THE Standard

## TRANSFER MARKET IN 2023-24

This offseason, Coach Stan Johnson's roster brought in a number of new players to help build a team that finished with 19 wins and fourth in the WCC just a season ago.

### Issues Addressed:

**Guard Depth** - Last year, LMU's Cam Shelton led the conference with over 21 points per game. Now that he has graduated, Coach Johnson brought in four high-level guards that can all contribute either as starters or off the bench, and can score, pass, and run.

**Justice "Juice" Hill** - Maybe the quickest player in the country, Juice led Murray State to the NCAA Tournament in 2022 after a season in which he was named First Team All-OVC, NABC All-District 18, OVC All-Tournament, and OVC Tournament MVP.

**Will Johnston** - Don't sleep on this JUCO product turned Division I scorer. In his first season at Division 1 last year, Johnston led UTRGV in three pointers, assists, assist-to-turnover ratio, and free throw percentage.

**Justin Wright** - A scorer and a winner. Wright scored 16.1 points per game last season on 47.3 percent shooting to lead North Carolina Central to MEAC semi-finals and earn All-Tournament honors.

**Dominick Harris** - After three seasons at Gonzaga, Dom Harris has returned home to Southern California and is ready to prove why he was a decorated high school career that included being named a 2020 McDonald's All-American Game Nominee.

**Center Depth** - In 2022-23, LMU brought in a pair of centers to fill a need and move Keli Leaupepe back to his natural position of power forward. This season, the Lions added even more height with the addition of another 7-footer.

**Lars Thiemann** - A four-year player in the Pac-12, Thiemann started 70 games and played in over 120 while at Cal. The 7-1 German is coming off a career year which included high marks in scoring, rebounding, blocks, and minutes played.

## 2023-24 WCC PRESEASON POLL

Place	Team	First Place	Points
1.	Saint Mary's	5	61
2.	Gonzaga	4	60
3.	San Francisco		45
4.	<b>LMU</b>		<b>42</b>
5.	Santa Clara		41
6.	Portland		27
7.	Pepperdine		22
8.	Pacific		16
9.	San Diego		10


## LEAUPEPE'S IMPRESSIVE CAREER



The man with the mullet, Keli Leaupepe became a member of the 1,000+ point and 500+ rebound milestone during his fourth season of play at LMU. Even before electing to use his fifth year of eligibility, the Aussie has been a staple in the LMU lineup between 2019 and 2023. Leaupepe is a two-time All-WCC Honorable Mention team performer and a member of the WCC All-Academic team, and ranks 25th all-time in scoring, 30th all-time in field goals made, 12th all-time in field goals made, 12th all-time in field goal percentage, and sixth all-time in 3-point field goal percentage. At 6-6, Leaupepe played the 3, 4, and 5 while with the Lions and grabbed the 22nd most rebounds through his first four years.

## BOXING THIS SUMMER

As part of the offseason program, Coach Stan Johnson brought the guys to a series of boxing trainings to work on speed, agility, power, fitness, and more. Everyone from players to coaches looked forward to the summer Friday program and stepping into the ring with their brothers.



## 2023-24 PRESEASON ALL-WCC TEAM

Name	Yr.	Pos.	School
Alex Lucas	Sr.	G/F	Saint Mary's
Graham Ike	Jr.	F	Gonzaga
<b>Keli Leaupepe</b>	<b>Sr.</b>	<b>F</b>	<b>LMU</b>
Aidan Mahaney	So.	G	Saint Mary's
Houston Mallette	Jr.	G	Pepperdine
Ryan Nembhard	Jr.	G	Gonzaga
Jevon Porter	So.	F	Pepperdine
Tyler Robertson	Sr.	G/F	Portland
Mitchell Saxen	Sr.	C	Saint Mary's
Anton Watson	Sr.	F	Gonzaga





## 20+ POINT PERFORMANCES

### Dominick Harris

31 points vs. Central Arkansas (11/29/23)  
28 points vs. UNLV (12/9/23)  
21 points vs. Yale (11/12/23)  
21 points vs. Pacific (1/13/23)

### Will Johnston

29 points vs. #16 Colorado State (12/22/23)  
22 points vs. Oakland (11/20/23)

### Alex Merkviladze

22 points vs. Central Arkansas (11/29/23)

### Justice Hill

24 points vs. Stephen F. Austin (11/19/23)  
23 points vs. Jackson State (11/14/23)

### Justin Wright

22 points vs. Pacific (1/13/24)  
20 points vs. UTEP (11/24/23)

## LMU COACHES WITH 35+ WINS

Coach	Years at LMU	Total Wins	Percentage
1. William J. Donovan	1953-61 (8)	107-101	.514
2. Paul Westhead	1985-90 (5)	105-48	.686
3. John Arndt	1961-68 (7)	91-90	.541
4. Mike Dunlap	2014-20 (6)	81-108	.429
5. Max Good	2008-14 (6)	77-117	.397
6. Dave Benaderet	1973-79 (6)	61-96	.389
7. Richard J. Baker	1968-73 (5)	55-73	.425
8. Steve Aggers	2000-05 (5)	55-90	.379
9. John Olive	1992-97 (5)	51-88	.367
<b>10. Stan Johnson 2020-Present (4)</b>		<b>51-48</b>	<b>.515</b>
11. James Needles	1936-40 (4)	48-39	.552
12. Ed Goorjian	1980-85 (5)	44-92	.324

## WCC IN THE NET RANKINGS

### Thru Games 1/16/24

30. Saint Mary's  
43. San Francisco  
47. Gonzaga  
115. Santa Clara  
**195. LMU**  
220. Pepperdine  
236. San Diego  
299. Portland  
351. Pacific

### LMU in the Quads

Quadrant 1 (H: 1-30) (N: 1-50) (A: 1-75)  
**0-3**  
Quadrant 2 (H: 31-75) (N: 51-100) (A: 76-135) (2-1)  
**1-1**  
Quadrant 3 (H: 76-160) (N: 101-200) (A: 136-240) (1-0)  
**0-5**  
Quadrant 4 (H: 161-358) (N: 201-358) (A: 241-358) (3-1)  
**6-1**

## WCC PLAYER OF THE WEEK

### 2023-24 Credit Union 1 WCC Men's Basketball Players of the Week

November 13: Carlos Marshall Jr., Santa Clara

**November 20: Justice Hill, LMU**

November 27: Anton Watson, Gonzaga

December 4: Ryan Nembhard, Gonzaga

**December 11: Dominick Harris, LMU**

December 18: Mitchell Saxen, Saint Mary's

December 26: Malik Thomas, San Francisco

January 2: Luke Barrett, Saint Mary's

January 8: Jonathan Mogbo, San Francisco

January 15: Jonathan Mogbo, San Francisco

## ALL-TIME LEADING SCORERS: KELI LEAUPEPE - RANKS 19<sup>TH</sup>

### Points

- 2490 - Hank GATHERS (89 games) - 1987-90
- 2201 - Terrell LOWERY (119 games) - 1988-92
- 2169 - Anthony IRELAND (132 games) - 2010-14
- 2060 - Forrest McKENZIE (110 games) - 1981-84,85-86
- 2010 - Bo KIMBLE (76 games) - 1987-90
- 2002 - Eli SCOTT (141 games) - 2017-22
- 1980 - Keith SMITH (110 games) - 1982-86
- 1922 - Jeff FRYER (112 games) - 1986-90
- 1706 - Jim HADERLEIN (76 games) - 1968-71
- 1601 - Mike YOEST (117 games) - 1984-88
- 1581 - Luther PHILYAW (104 games) - 1972-76
- 1466 - Matthew KNIGHT (104 games) - 2003-07
- 1435 - Ed BENTO (77 games) - 1959-62
- 1425 - Rick ADELMAN (76 games) - 1965-68
- 1379 - Enoch SIMMONS (116 games) - 1985-89
- 1375 - Bill DONOVAN (26 games) - 1946-50
- 1364 - Drew VINEY (83 games) - 2008-12
- 1298 - Richard DIXON (74 games) - 1968-71
- 1290 - Keli LEAUPEPE (124 games) - 2019-24
- 1289 - Greg HUNTER (102 games) - 1975-79

## ALL-TIME LEADING REBOUNDERS: KELI LEAUPEPE - RANKS 15<sup>TH</sup>

### Rebounds

- 1161 - Jim HADERLEIN (76 games) - 1968-71
- 985 - Hank GATHERS (428o-557d) - 1987-90
- 936 - Eli SCOTT (297o-639d) - 2017-22
- 825 - Mark ARMSTRONG (188o-637d) - 1984-88
- 774 - Ed BENTO (77 games) - 1959-62
- 752 - Tom RYAN (76 games) - 1958-61
- 743 - Matthew KNIGHT (290o-453d) - 2003-07
- 723 - Forrest McKENZIE (110 games) - 1981-84,85-86
- 722 - Brad DEAN (79 games) - 1972-75
- 714 - Steve SMITH (51 games) - 1971-73
- 707 - Mike YOEST (169o-538d) - 1984-88
- 681 - Greg HUNTER (102 games) - 1975-79
- 678 - Ime ODUOK (219o-459d) - 1993-96
- 654 - Ashley HAMILTON (198o-456d) - 2008-13
- 632 - Keli LEAUPEPE (228o-404d) - 2019-24
- 626 - Elton MASHACK (241o-385d) - 1997-01
- 615 - Kenny HOTOPP (191o-424d) - 1994-98
- 610 - Godwin OKONJI (279o-331d) - 2010-15
- 609 - Bob COX (55 games) - 1953-55
- 581 - Mattias MARKUSSON (187o-394d) - 2016-19,20-21

## NATIONAL RANKINGS

Statistic	National Rank	Conference Rank	National Value	National Leader	Conference Value	Conference Leader	Value
Assist/Turnover Ratio (351 ranked)	239	8	1.00	Iowa	1.98	Saint Mary's (CA)	1.44
Assists Per Game (351 ranked)	306	9	11.5	BYU	21.0	San Francisco	16.2
Bench Points per game (351 ranked)	50	2	26.94	A&M-Corpus Christi	38.47	San Diego	27.32
Blocks Per Game (351 ranked)	244	6	2.9	Arkansas	6.7	Saint Mary's (CA)	4.7
Effective FG pct (351 ranked)	192	5	0.509	Indiana St.	0.616	San Francisco	0.571
Fastbreak Points (351 ranked)	265	8	7.88	TCU	22.24	Gonzaga	15.81
Field Goal Percentage (351 ranked)	223	7	43.9	Wright St.	53.3	San Francisco	49.9
Field Goal Percentage Defense (351 ranked)	137	5	42.5	Houston	35.2	Saint Mary's (CA)	38.8
Fouls Per Game (351 ranked)	263	8	18.1	Creighton	10.8	Gonzaga	16.2
Free Throw Attempts Per Game (351 ranked)	134	1	20.4	Tulane	28.1	LMU (CA)	20.4
Free Throw Percentage (351 ranked)	120	3	72.5	Villanova	81.8	San Francisco	76.1
Free Throws Made Per Game (351 ranked)	130	1	14.8	Tulane	20.8	LMU (CA)	14.8
Rebound Margin (351 ranked)	84	4	4.2	Arizona	13.7	Saint Mary's (CA)	12.2
Rebounds (Defensive) Per Game (351 ranked)	136	3	26.24	UT Martin	31.78	Gonzaga	29.06
Rebounds (Offensive) Per Game (351 ranked)	181	6	10.59	Texas A&M	18.76	Saint Mary's (CA)	14.58
Rebounds Per Game (351 ranked)	150	4	36.82	Florida	44.94	Gonzaga	41.75
Scoring Defense (351 ranked)	111	4	69.1	Houston	51.4	Saint Mary's (CA)	58.6
Scoring Margin (351 ranked)	157	4	4.3	Houston	23.4	San Francisco	17.8
Scoring Offense (351 ranked)	221	4	73.4	Arizona	91.2	Gonzaga	84.3
Steals Per Game (351 ranked)	345	9	4.2	Bethune-Cookman	11.8	San Francisco	8.9
Three Point Attempts Per Game (351 ranked)	131	3	23.2	North Florida	34.9	Portland	25.2
Three Point Percentage (351 ranked)	142	5	34.4	Indiana St.	41.3	Santa Clara	36.8
Three Point Percentage Defense (351 ranked)	60	2	30.5	SMU	25.5	San Francisco	29.2
Three Pointers Per Game (351 ranked)	127	4	8.0	BYU	12.4	San Francisco	8.7
Turnover Margin (351 ranked)	293	7	-1.6	Purdue Fort Wayne	8.1	San Francisco	2.7
Turnovers Forced Per Game (351 ranked)	336	9	9.88	FIU	18.89	San Francisco	15.33
Turnovers Per Game (351 ranked)	122	2	11.5	Virginia	8.3	Saint Mary's (CA)	11.2
Winning Percentage (350 ranked)	221	7	47.1	Grand Canyon	94.1	San Francisco	77.8

## WRIGHT'S 1,000 POINTS

On Dec. 18, 2023, Justin Wright led the Lions with 19 points in the win over Detroit Mercy. On his third basket of the day, Wright surpassed 1,000 points for his collegiate career. Wright spent his first three seasons of college basketball at North Carolina Central, where he scored his first 882 points.



## CAREER MILESTONES

### 1,000 Career Points - Achieved on 12/18/23 in the win over Detroit Mercy

Justin Wright - 1,075 Points

SEASON	TEAM	FG	FG%	3PT	3P%	FT	FT%	OR	DR	REB	AST	BLK	STL	PF	TO	PTS
2020-21	NCU	6-25	24.0	1-9	11.1	3-6	50.0	5	14	19	8	1	9	9	4	16
2021-22	NCU	133-268	49.6	24-59	40.7	93-126	73.8	37	82	119	57	0	38	68	59	383
2022-23	NCU	168-355	47.3	38-87	41.4	111-143	77.6	47	107	154	66	2	38	71	78	483
2023-24	LMU	68-141	48.2	10-34	29.4	47-58	81.0	9	49	58	25	1	6	33	24	193
<b>Career</b>		<b>375-789</b>	<b>47.5</b>	<b>71-189</b>	<b>37.6</b>	<b>254-333</b>	<b>76.3</b>	<b>98</b>	<b>252</b>	<b>350</b>	<b>156</b>	<b>4</b>	<b>91</b>	<b>181</b>	<b>165</b>	<b>1075</b>

### 1,000 Career Points - 119 AWAY

Justice Hill - 881 Points

SEASON	TEAM	FG	FG%	3PT	3P%	FT	FT%	OR	DR	REB	AST	BLK	STL	PF	TO	PTS
2020-21	MUR	56-155	36.1	22-70	31.4	13-21	61.9	6	46	52	93	2	19	39	44	147
2021-22	MUR	163-378	43.1	63-176	35.8	67-90	74.4	12	65	77	173	4	37	45	65	456
2022-23	LSU	61-210	29.0	27-105	25.7	19-33	57.6	9	39	48	81	2	28	25	41	168
2023-24	LMU	40-98	40.8	16-43	37.2	14-19	73.7	7	12	19	46	1	7	12	18	110
<b>Career</b>		<b>320-841</b>	<b>38.0</b>	<b>128-394</b>	<b>32.5</b>	<b>113-163</b>	<b>69.3</b>	<b>34</b>	<b>162</b>	<b>196</b>	<b>393</b>	<b>9</b>	<b>91</b>	<b>121</b>	<b>168</b>	<b>881</b>

### 500 Career Rebounds - 3 AWAY

Lars Thiemann - 497 Rebounds

SEASON	TEAM	FG	FG%	3PT	3P%	FT	FT%	OR	DR	REB	AST	BLK	STL	PF	TO	PTS
2019-20	CAL	38-68	55.9	0-0	0.0	19-39	48.7	24	47	71	4	14	6	75	32	95
2020-21	CAL	29-48	60.4	0-0	0.0	23-44	52.3	23	56	79	8	10	8	46	24	81
2021-22	CAL	56-107	52.3	0-0	0.0	37-49	75.5	35	73	108	15	16	8	47	28	149
2022-23	CAL	111-229	48.5	0-1	0.0	74-100	74.0	64	103	167	19	20	15	73	57	296
2023-24	LMU	34-63	54.0	0-0	0.0	44-69	63.8	24	48	72	7	15	3	40	13	112
<b>Career</b>		<b>268-515</b>	<b>52.0</b>	<b>0-1</b>	<b>0.0</b>	<b>197-301</b>	<b>65.4</b>	<b>170</b>	<b>327</b>	<b>497</b>	<b>53</b>	<b>75</b>	<b>40</b>	<b>281</b>	<b>154</b>	<b>733</b>

### 500 Career Rebounds - Achieved on 1/13/23 in the win over Pacific

Michael Graham - 501 Rebounds

SEASON	TEAM	FG	FG%	3PT	3P%	FT	FT%	OR	DR	REB	AST	BLK	STL	PF	TO	PTS
2020-21	ELON	28-51	54.9	0-0	0.0	15-21	71.4	18	35	53	5	17	4	21	16	71
2021-22	ELON	131-215	60.9	0-0	0.0	36-58	62.1	83	136	219	24	41	13	97	40	298
2022-23	LMU	64-89	71.9	0-0	0.0	11-24	45.8	59	104	163	11	23	9	75	27	139
2023-24	LMU	17-30	56.7	0-0	0.0	4-7	57.1	30	36	66	3	9	1	26	10	38
<b>Career</b>		<b>240-385</b>	<b>62.3</b>	<b>0-0</b>	<b>0.0</b>	<b>66-110</b>	<b>60.0</b>	<b>190</b>	<b>311</b>	<b>501</b>	<b>43</b>	<b>90</b>	<b>27</b>	<b>219</b>	<b>93</b>	<b>546</b>

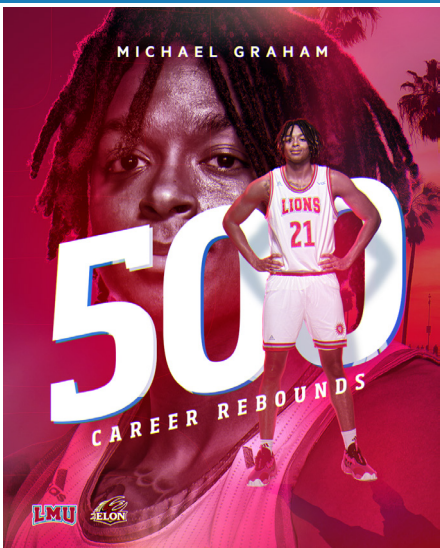
### 500 Career Rebounds - 40 AWAY

Alex Merkviladze - 460 Rebounds

SEASON	TEAM	FG	FG%	3PT	3P%	FT	FT%	OR	DR	REB	AST	BLK	STL	PF	TO	PTS
2020-21	CSUN	82-187	43.9	29-76	38.2	26-42	61.9	27	126	153	22	5	8	48	32	219
2021-22	LMU	54-137	39.4	24-73	32.9	18-27	66.7	20	76	96	14	2	6	60	35	150
2022-23	LMU	71-167	42.5	26-78	33.3	31-41	75.6	19	92	111	31	11	9	42	28	199
2023-24	LMU	56-134	41.8	19-62	30.6	35-50	70.0	18	82	100	15	6	8	31	21	166
<b>Career</b>		<b>263-625</b>	<b>42.1</b>	<b>98-289</b>	<b>33.9</b>	<b>110-160</b>	<b>68.8</b>	<b>84</b>	<b>376</b>	<b>460</b>	<b>82</b>	<b>24</b>	<b>31</b>	<b>181</b>	<b>116</b>	<b>734</b>

## GRAHAM'S 500 REBOUNDS

On Jan. 13, 2024, Michael Graham grabbed his 500th career rebound on an offensive board in LMU's win over Pacific. Graham finished the game with five offensive rebounds and eight total rebounds against the Tigers to hit the milestone number.



## DOUBLE-DOUBLES THIS SEASON

Alex Merkviladze

10 points, 11 rebounds vs. Pacific (1/13/23)

## COACH STAN JOHNSON ESCAPED WAR

At 10 years old, Head Coach Stan Johnson and his family escaped a civil war that broke out in his home country of Liberia, West Africa. With his younger brother and sister, Stan and his family relocated to Salt Lake City, Utah where his dad was able to find work.



## RICK ISSANZA HASN'T SEEN HIS FAMILY IN OVER 14 YEARS

At 7-1, Rick Issanza has different perspective than most. For Issanza, now in his first year at LMU after transferring in from University of Oklahoma, he hasn't seen one thing that most of his teammates have in a long time. It has been over 13 years that Rick has seen his family in person. After attending high school in Arizona, where he learned English as his fourth language, Issanza enrolled at Oklahoma for two years before becoming a Lion in Los Angeles. His family in Congo has never seen him play basketball, but Issanza is hoping that a reunion will come soon.

### Issanza's Four Languages

- **Lingala** is a language which gained its modern form in the colonial period, with the push of missionaries to standardize and teach a local lingua franca. It was originally spoken in the upper Congo river area but rapidly spread to the middle Congo area and eventually became the major Bantu language in Kinshasa.

- **Tshiluba** is chiefly spoken in a large area in the Kasai Occidental and Kasai Oriental provinces of the Democratic Republic of the Congo. However, the differences in Tshiluba within the area are minor, consisting mostly of differences in tones and vocabulary, and speakers easily understand one another. Both dialects have subdialects.

- **French** is the official language of the country since its colonial period under Belgian rule. Therefore, the variety of French used in the DRC has many similarities with Belgian French. French has been maintained as the official language since the time of independence because it is widely spoken in the capital of the country-Kinshasa.

- **English** is Issanza's fourth language, which he learned after moving to the United States in high school.


## DIET AND MIND

This offseason, Coach Stan Johnson also dressed two significant areas that go into building a winning team. The LMU men's basketball program added experts in their fields with the addition of Dietitian Shannon Kelly and Mental Performance Coach Russ Rausch. Both have started quickly and are constantly working with the players to get their bodies and minds right for the long college basketball season.



## RAISING THE ACADEMIC STANDARD

LMU's academic records across the board: Four Dean's List Member and Team-Record GPA



## 2024 WCC TOURNAMENT



- The 2024 University Credit Union WCC Men's and Women's Basketball Tournament will be held from March 7-12, with the men's and women's champion earning an automatic bid to the NCAA Tournament.

This is the first season that the WCC men's basketball schedule has returned to a true round robin since the 2015-16 season. All nine teams will play each opponent twice in conference play, one time at home and one time on the road. The WCC Championship seeding will be based on the final records at the conclusion of the regular season. The top two seeds will receive a triple-bye to the tournament semifinals, the third and fourth place teams will receive a double-bye to the quarterfinals, and the fifth, sixth, and seventh, place teams will receive a single bye.

## DAVID CARTER HAS 98 WINS AS HEAD COACH OF NEVADA

When Stan Johnson was hired, he wanted to make sure to bring in coaches with elite experience. One of those hires was former head coach of University of Nevada, David Carter. His resume includes a conference championship and 98 wins as a head coach.

### Postseason Berths (12)

(NCAA Tournament: 6 Appearances)  
(National Invitation Tournament: 4 Appearances)  
(College Basketball Invitational: 2 Appearances)

2017 – NCAA Second Round at Saint Mary's as an Assistant Coach  
2016 – NIT Quarterfinals at Saint Mary's as an Assistant Coach  
2012 – NIT Quarterfinals at Nevada as Head Coach  
2010 – NIT Second Round at Nevada as Head Coach  
2009 – CBI First Round at Nevada as Associate Head Coach  
2008 – CBI First Round at Nevada as Associate Head Coach  
2007 – NCAA Second Round at Nevada as Associate Head Coach  
2006 – NCAA First Round at Nevada as Associate Head Coach  
2005 – NCAA Second Round at Nevada as an Assistant Coach  
2004 – NCAA Sweet 16 at Nevada as an Assistant Coach  
2003 – NIT First Round at Nevada as an Assistant Coach  
1989 – NCAA First Round at Saint Mary's as a Player

### Conference Championship Teams (10)

2016 – WCC Regular-Season Champions at Saint Mary's as an Assistant Coach  
2012 – MWC Regular-Season Champions at Nevada as Head Coach  
2008 – WAC Regular-Season Champions at Nevada as Associate Head Coach  
2007 – WAC Regular-Season Champions at Nevada as Associate Head Coach  
2006 – WAC Regular-Season and Tournament Champions at Nevada as Associate Head Coach  
2005 – WAC Regular-Season Champions at Nevada as an Assistant Coach  
2004 – WAC Regular-Season and Tournament Champions at Nevada as an Assistant Coach  
1989 – WCC Regular-Season Champions at Saint Mary's as a Player

## #34 KELI'S LEAUPEPE'S FAVORITE: #34 CHARLES BARKLEY

As you can read in Keli Leaupepe's bio page further in the notes, he loves Charles Barkley. When he was a kid, his mom in Australia gave him an old VHS for Christmas of Charles Barkley highlights. The rest is history!

## ALEX MERKVILADZE: ARTIST, SINGER, AND MUSICIAN

In addition to playing college basketball at LMU, Alex Merkviladze has a passion for piano, singing, and creating art. Often times on the road, Merkviladze can be found near the hotel lobby piano playing a cover version of popular music.



## THE BASICS

### Mission Statement

- > The encouragement of learning
- > The education of the whole person
- > The service of faith and the promotion of justice

### President

Timothy Law Snyder, Ph.D.  
@LMUSnyder on Twitter

### Campuses

LMU Westchester Campus: 142 acres  
LMU Downtown Law Campus: 1 acre  
LMU Playa Vista Campus

Founded: **1911**

## STUDENT LIFE

LMU offers **55** major and **58** minor undergraduate degrees and programs. The Graduate Division offers **46** master's degree programs, **three** doctoral degrees and **14** credential/authorization programs.

**20** student housing facilities for **3,681** students

**222** registered student organizations

**21** Inter/National Greek Fraternities and Sororities

## ACADEMICS

LMU is a National University/High Research Activity (R2) putting LMU in the upper echelon of American universities. This classification reflects LMU's commitment to high-level research and its growth in doctoral degrees. LMU offers doctorate degrees in educational leadership for social justice and juridical science at LMU's Loyola Law School. LMU shelters a Phi Beta Kappa chapter and an Alpha Sigma Nu chapter.

### Colleges and Schools

LMU Bellarmine College of Liberal Arts  
LMU College of Business Administration  
LMU College of Communication and Fine Arts  
LMU Frank R. Seaver College of Science and Engineering  
LMU Loyola Law School  
LMU School of Education  
LMU School of Film and Television

### Faculty Awards

Fulbright Scholars 19 (past 10 years)  
Nobel Prize winners 1  
Pulitzer Prize winners 1  
Princeton fellowships 2

### Student Awards

Fulbright scholars 31 (past 10 years)  
Gilman awards 25 (past 5 years)  
Mitchell Scholar  
Critical Language Scholarship

## RANKINGS

**LMU ranks No. 77 nationally**  
U.S. NEWS & WORLD REPORT, 2023

**LMU ranks in the top 15 percent nationally**  
WALL STREET JOURNAL/TIMES HIGHER  
EDUCATION, 2022

**LMU ranks Top 8 "Best Catholic College" in the U.S.**  
NICHE.COM, 2023

**School of Film and Television is top-ranked for "Accelerated Industry Access" by Movie Maker magazine, 2017 and ranked 8th nationally**  
HOLLYWOOD REPORTER, 2022

**LMU ranks No. 46 in "Best Colleges for Veterans"**  
U.S. NEWS & WORLD REPORT, 2023

**School of Education ranks 71st out of 356 in "Best Graduate Schools"**  
U.S. NEWS & WORLD REPORT, 2023

**Loyola Law School is No. 7 for trial advocacy programs and No. 11 for tax law**  
U.S. NEWS & WORLD REPORT, 2023

**College of Business Administration's part-time MBA program ranks 54th, graduate Entrepreneurship Program ranks 12th and the undergraduate Marketing Program ranks No. 29 nationally**  
U.S. NEWS & WORLD REPORT, 2023

## ENROLLMENT

Undergraduate **7,138** Graduate **1,734**  
LMU Loyola Law School **1,132** Total **10,004**

Average undergraduate class size: **20**  
Average graduate class size: **16**  
Student-to-faculty ratio: **11:1**

Domestic California 66% Out-of-state **34%**

## ALUMNI

**104,915** are in the LMU alumni network  
**59,949** LMU alumni live in California  
**35,419** LMU alumni live in Los Angeles County

LMU Magazine  
Our national award-winning university magazine has earned more than **50** awards in writing, design, photography, and illustration, successfully competing against top marketplace publications in the United States. Magazine.lmu.edu.

## GREEN LMU

LMU placed No. 1 nationally in Recyclemania, a recycling competition among **350** colleges and universities in **48** states in **2022**.

**LMU has reduced its water consumption by nearly 2 million gallons per year (estimated).**

- > removed **210,000** square feet of turf on Drollinger Field, which saved an additional estimated **1 million** gallons of water
- > replaced aging washing machines with Energy Star Units that save an estimated **880** thousand gallons a year
- > installed low-flow aerators on sinks and low-flow shower heads across campus to reduce sink and shower water consumption by **55%**.

**100%** of campus sprinklers respond automatically to local weather conditions.

About three-quarters of the campus uses reclaimed water for irrigation.

Started recycling in **1990**; first campus-wide collegiate recycling program in California, **1993**.

One of the first campuses in the state to recycle **100%** of green waste.

LMU has five LEED Certified (Leadership in Energy and Environmental Design) buildings. The Life Sciences Building received LEED Gold certification in November 2015 and the William H. Hannon Library received LEED Gold certification in **2011**.

## LMU IN LA

LMU generates nearly **\$1 billion** annually for California's economy, with a direct economic impact of more than **\$850 million** and more than **5,400** jobs concentrated in California.

Employs more than **2,000** faculty and staff.

Students volunteer nearly **200,000** service hours a year with 250 community organizations.

LMU Loyola Law School was the first ABA-accredited law school in California with a mandatory pro bono requirement, and students completed **40,000** hours of pro bono work.

LMU Family of Schools partners with **8** public schools, **2** public charter schools and **4** Catholic schools in the Westchester/Playa community.

The **1.7-acre** Ballona Discovery Park brings science, education and community together through a partnership between LMU, Friends of Ballona Wetlands and Playa Vista. LMU has contributed \$700,000 toward the park's construction.

# LMU 2023-24 LMU GAME NOTES

## LMU IN WCC TOURNAMENT

### LMU'S ALL-TOURNAMENT SELECTIONS

1988 - Corey Gaines, Bo Kimble, Hank Gathers (MVP)  
 1989 - Bo Kimble, Hank Gathers (MVP)  
 1995 - Ime Oduok, Mike O'Quinn  
 1997 - Jim Williamson  
 2006 - Matthew Knight, Brandon Worthly  
 2013 - Anthony Ireland  
 2018 - James Batemon

### LMU VS. OPPONENTS

**BYU (0-4):** 2014 - L, 85-74 (Quarters); 2017 - L, 89-81 (Quarters); 2022 - L, 85-60 (Quarters); 2024 - L, 73-63 (Quarters)

**Gonzaga (0-1):** 2018 - L, 85-74 (Second)

**Pacific (0-1):** 2022 - W, 86-66 (First)

**Portland (7-2):** 1988: W, 110-104 (First); 1995: L, 74-68 (Semis); 2003: W, 65-63 (First); 2004: W, 82-77 (First); 2007: L, 55-41 (First); 2011: W, 73-68 (First); 2013: W, 65-54 (First); 2014: W, 67-64 (First); 2018: W, 78-72 (First)

**Saint Mary's (1-2):** 1997 - L, 80-62 (Semis); 2006 - W, 66-64 (Semis); 2016 - L, 60-48; 2021 - L, 52-47 (Quarters)

**San Diego (2-3):** 1987 - L, 99-84 (First); 1996 - L, 75-51 (First); 2009 - L, 62-56 (First); 2016 - W, 64-61 (First); 2020 - W, 75-61 (First)

**San Francisco (0-1):** 2020 - L, 82-53 (Second); 2021 - W, 70-66 (Second)

**Under Johnson (2-3):** 2021 (1-1); 2022 (1-1); 2023 (0-1)

## INSIDE THE NUMBERS

### LMU's RECORD WHEN

#### AT HALFTIME.....Overall.....WCC

When LMU Leads/Trails/Tied .....8-1 | 0-8 | 0-0.....1-0 | 0-2 | 0-0

#### FIELD GOAL PERCENTAGE

When LMU Better/Worse/Tied .....6-2 | 2-7 | 0-0.....1-1 | 0-1 | 0-0

#### REBOUNDS

When LMU More/Less/Tied .....8-3 | 0-6 | 0-0.....1-0 | 0-2 | 0-0

#### TURNOVERS

When LMU More/Less/Tied .....2-5 | 5-2 | 1-2.....0-1 | 1-1 | 0-0

#### PERSONAL FOULS

When LMU More/Less/Tied .....3-4 | 5-4 | 0-1.....1-1 | 0-1 | 0-0

#### WHEN SCORING

< 60 pts | 60-69 | 70-79 .....0-3 | 2-4 | 2-1.....0-1 | 0-1 | 0-0

80-89 | 90-99 | 100+ .....3-1 | 1-0 | 0-0.....1-0 | 0-0 | 0-0

#### WHEN OPPONENTS SCORE

< 60 pts | 60-69 | 70-79 .....2-0 | 5-3 | 1-4.....0-0 | 1-2 | 0-0

80-89 | 90-99 | 100+ .....0-2 | 0-0 | 0-0.....0-0 | 0-0 | 0-0

#### WHEN SHOOTING

< 35% | 35.1-40% | 40.1-45% .....0-2 | 2-1 | 2-3.....0-1 | 0-0 | 0-0

45.1-50% | 50.1-55% | 55.1%+ .....3-3 | 0-0 | 1-0.....1-1 | 0-0 | 0-0

#### WHEN ALLOWING OPPONENT TO SHOOT

< 35% | 35.1-40% | 40.1-45% .....3-0 | 1-1 | 3-4.....0-0 | 0-1 | 1-1

45.1-50% | 50.1-55% | 55.1%+ .....1-2 | 0-0 | 0-2.....0-0 | 0-0 | 0-0

#### COMPARED TO OPPONENT WHEN SCORING

In the Paint - More/Less/Tied .....4-0 | 4-8 | 0-1.....0-0 | 1-2 | 0-0

Off TOs - More/Less/Tied .....4-2 | 4-7 | 0-0.....0-0 | 1-2 | 0-0

2nd Chance Pts - More/Less/Tied .....7-5 | 1-3 | 0-1.....1-1 | 0-1 | 0-0

Bench Pts - More/Less/Tied .....6-7 | 2-2 | 0-0.....0-1 | 1-1 | 0-0

#### WEARING

White Jerseys .....6-7 .....1-2

Red Jerseys .....2-1 .....0-0

Blue Jerseys .....0-0 .....0-0

Grey Jerseys .....0-0 .....0-0

Black Jerseys .....0-1 .....0-0

## QUICK GLANCE AT 2023-24

### 2023-24 WCC Standings (thru games on 1/17/24)

	WCC			Overall			Streak
	W-L	PCT.		W-L	PCT.		
Saint Mary's	4-0	1.000		13-6	.684		W5
San Francisco	3-0	1.000		14-4	.778		W6
Santa Clara	3-1	.750		12-7	.632		L1
Gonzaga	2-1	.667		11-5	.688		L1
Pepperdine	2-2	.500		9-10	.474		W2
LMU	1-2	.333		8-9	.471		W1
Portland	1-2	.333		7-11	.389		L2
Pacific	0-4	.000		6-13	.316		L4
San Diego	0-4	.000		10-9	.526		L4









### COMING UP IN THE WCC:



Thursday, January 18, 2024		Men's Basketball		
Away	Home	Time	Location	Links
 Gonzaga	 Pepperdine	7:00 P.M.	Malibu, Calif. / (Conf.)	<a href="#">ESPN+</a>
 Santa Clara	 Pacific	7:00 P.M.	Stockton, Calif. / (Conf.)	<a href="#">ESPN+</a>
 San Diego	 Portland	7:30 P.M.	Portland, Ore. / (Conf.)	<a href="#">ESPN+</a>
 LMU	 San Francisco	8:00 P.M.	San Francisco, Calif. / (Conf.)	<a href="#">CBS Sports Network</a>

Saturday, January 20, 2024					Men's Basketball				
Away		Home		Time	Location		Links		
 Portland	 Santa Clara			4:00 P.M.	Santa Clara, Calif. / (Conf.)		<a href="#">ESPN+</a>		
 LMU	 Pepperdine			7:00 P.M.	Malibu, Calif. / (Conf.)		<a href="#">ESPN+</a>		
 Gonzaga	 San Diego			7:00 P.M.	San Diego, Calif. / (Conf.)		<a href="#">ESPN+</a>		
 Saint Mary's	 San Francisco			7:00 P.M.	San Francisco, Calif. / (Conf.)		<a href="#">CBS Sports Network</a>		

Thursday, January 25, 2024					Men's Basketball				
Away		Home		Time	Location		Links		
 <a href="#">San Francisco</a>	 <a href="#">Gonzaga</a>	6:00 P.M.	Spokane, Wash. / (Conf.)		<a href="#">ESPN2</a>				
 <a href="#">Portland</a>	 <a href="#">LMU</a>	7:00 P.M.	Los Angeles, Calif. / (Conf.)		<a href="#">ESPN+</a>				
 <a href="#">Pepperdine</a>	 <a href="#">Santa Clara</a>	7:00 P.M.	Santa Clara, Calif. / (Conf.)		<a href="#">ESPN+</a>				
 <a href="#">Pacific</a>	 <a href="#">Saint Mary's</a>	8:00 P.M.	Moraga, Calif. / (Conf.)		<a href="#">CBS Sports Network</a>				

Saturday, January 27, 2024		Men's Basketball		
Away	Home	Time	Location	Links
 San Diego	 Pepperdine	5:00 P.M.	Malibu, Calif. / (Conf.)	<a href="#">ESPN+</a>
 San Francisco	 Portland	5:00 P.M.	Portland, Ore. / (Conf.)	<a href="#">ESPN+</a>
 LMU	 Saint Mary's	7:00 P.M.	Moraga, Calif. / (Conf.)	<a href="#">ESPNU</a>
 Gonzaga	 Pacific	7:00 P.M.	Stockton, CA / (Conf.)	<a href="#">ESPN+</a>

Tuesday, January 30, 2024		Men's Basketball		
Away	Home	Time	Location	Links
 LMU	 Gonzaga	8:00 P.M.	Spokane, Wash. / (Conf.)	<a href="#">ESPN</a>

Wednesday, January 31, 2024		Men's Basketball		
Away	Home	Time	Location	Links
 <a href="#">Santa Clara</a>	 <a href="#">Saint Mary's</a>	8:00 P.M.	Moraga, Calif. / (Conf.)	<a href="#">ESPNU</a>

Record Following a Win.....2-5.....0-0

Record Following a Loss.....5-4.....1-2

### WHEN THE GAME IS PLAYED

#### DAY OF THE WEEK...OVERALL..WCC

Monday.....1-1.....0-0

Tuesday.....3-0.....0-0

Wednesday.....1-0.....0-0

Thursday.....0-1.....0-1

Friday.....0-2.....0-0

Saturday.....3-3.....1-1

Sunday.....0-2.....0-0

#### MONTH OF THE YEAR

November.....5-3.....0-0

December.....2-4.....0-0

January.....1-2.....1-2

February.....0-0.....0-0

March.....0-0.....0-0

### TIME ZONE.....OVERALL..WCC

Pacific.....7-6.....1-2

Mountain.....0-1.....0-0

Central.....0-0.....0-0

Eastern.....1-2.....0-0

Internationally.....1-2.....0-0

### WIN/LOSS MARGINS

#### MARGINS.....OVERALL.....WCC

9 or Less.....2-5.....0-1

1 | 2 | 3.....1-0 | 0-0 | 1-1.....0-0 | 0-0 | 0-0

4 | 5 | 6.....0-1 | 0-1 | 0-0.....0-1 | 0-0 | 0-0

7 | 8 | 9.....0-0 | 0-0 | 0-2.....0-0 | 0-0 | 0-0

10 or more.....6-4.....1-1

10-14.....0-4.....0-1

15-19.....1-0.....1-0

20+.....5-0.....0-0

Overtime.....0-0.....0-0

## 2023-24 QUICK FACTS

### UNIVERSITY INFORMATION

Location: ..... Los Angeles, CA

Founded: ..... 1911

Enrollment: ..... 7,138 Undergraduate  
..... 10,004 Total

Nickname: ..... Lions

Primary Colors: LMU Crimson & LMU Blue

Affiliation: ..... NCAA Division I

Conference: ..... West Coast Conference

Home Court: ..... Gersten Pavilion (1981)

Capacity: ..... 4,156

President: ..... Timothy Law Snyder

Athletics Director: ..... Craig Pintens

Alma Mater: ..... UW-Whitewater, '98

Ticket Office: ..... (310) 338-LION

### MEN'S BASKETBALL STAFF

Head Coach: ..... Stan Johnson

Alma Mater: ..... Southern Utah, '01

Record at LMU: ..4th Season (51-48, 19-26)

Career Record: ..... Same

#### Assistant Coaches:

..... David Carter (4th Season)

..... Greg Youncofski (4th Season)

..... David Marek (4th Season)

..... Ricky Muench (4th Season)

Video Coordinator: ..... Erik Johansson

Sports Performance: ..... Jordan Alcantar

Sports Medicine: ..... Steve Cortez

Basketball SID: ..... Matthew Lerman

Office: ..... (310) 338-7768

Cell: ..... (424) 789-9050

Basketball Facebook: ..... LMULionsMBB

Basketball Twitter/X: ..... @LMULionsMBB

Basketball Instagram: ..... @LMULionsMBB

## LMU Men's Basketball LMU Combined Team Statistics (as of Mar 04, 2023) All games

	RECORD:	OVERALL										HOME					AWAY					NEUTRAL				
	ALL GAMES	8-9										6-5					0-1					2-3				
	CONFERENCE	1-2										1-2					0-0					0-0				
	NON-CONFERENCE	7-7										5-3					0-1					2-3				
		Total					3-Point					F-Throw					Rebounds									
##	Player	gp-gs	min	avg	fg-fga	fg%	3fg-fga	3fg%	ft-fa	ft%	off	def	tot	avg	pf	dq	a	to	blk	stl	pts	avg				
03	HILL, Justice	11-11	292	26.5	40-98	.40	16-43	.37	14-19	.73	7	12	19	1.7	12	0	46	18	1	7	110	10.0				
04	JOHNSTON, Will	17-6	427	25.1	54-144	.37	30-82	.36	29-33	.87	6	42	48	2.8	35	0	48	29	1	13	167	9.8				
05	WRIGHT, Justin	17-11	428	25.2	68-141	.48	10-34	.29	47-58	.81	9	49	58	3.4	33	0	25	24	1	6	193	11.4				
10	TAITZ, Noah	5-0	14	2.8	2-6	.33	1-3	.33	0-0	.00	0	0	0	0.0	1	0	0	0	1	1	5	1.0				
13	LEWIS, Lamaj	15-3	154	10.3	12-24	.50	0-4	.00	3-9	.33	10	11	21	1.4	19	0	9	8	1	5	27	1.8				
15	THIEMANN, Lars	17-12	338	19.9	34-63	.54	0-0	.00	44-69	.63	24	48	72	4.2	40	1	7	13	15	3	112	6.6				
16	MCBRIDE, Aaron	15-1	104	6.9	8-15	.53	1-3	.33	2-3	.66	11	7	18	1.2	4	0	6	1	2	4	19	1.3				
21	GRAHAM, Michael	17-2	184	10.8	17-30	.56	0-0	.00	4-7	.57	30	36	66	3.9	26	0	3	10	9	1	38	2.2				
22	ISSANZA, Rick	10-3	106	10.6	7-12	.58	0-0	.00	3-6	.50	13	26	39	3.9	17	0	1	7	10	0	17	1.7				
23	MERKVILADZE, Al	16-16	429	26.8	56-134	.41	19-62	.30	35-50	.70	18	82	100	6.3	31	0	15	21	6	8	166	10.4				
34	LEAUPEPE, Keli	16-14	440	27.5	52-124	.41	16-58	.27	29-40	.72	26	53	79	4.9	47	2	17	22	1	13	149	9.3				
41	CARNEY, Kevin	1-0	3	3.0	0-1	.00	0-1	.00	0-0	.00	0	0	0	0.0	2	0	0	0	0	0	0	0.0				
55	HARRIS, Dominick	17-6	481	28.3	80-187	.42	43-105	.41	41-52	.78	11	52	63	3.7	40	1	19	33	2	11	244	14.4				
Team											15	28	43				10									
Total.....		17	3400		430-979	.431	336-395	.342	51-346	.72	180	446	626	36.8	307	4	196	196	50	72	124	73.4				
Opponents.....		17	3400		425-999	.425	86-282	.302	38-317	.75	159	396	555	32.6	304	-	205	168	60	106	117	69.1				

TEAM STATISTICS	LMU	OPP	Date	Opponent	Score	Att.
SCORING	1247	1174	11/07/23	WESTCLIFF	w	109-68 1430
Points per game	73.4	69.1	11/12/23	YALE	L	80-83 1571
Scoring margin	+4.3	-	11/14/23	JACKSON ST.	w	88-66 1015
FIELD GOALS-ATT	430-979	425-999	11/19/23	vs SFA	L	76-86 0
Field goal pct	.439	.425	11/20/23	vs Oakland	L	69-74 0
3 POINT FG-ATT	136-395	86-282	11/21/23	vs FIU	w	61-60 0
3-point FG pct	.344	.305	11/25/23	UTEP	w	67-47 750
3-pt FG made per gam	8.0	5.1	11/29/23	CENTRAL ARK.	w	90-63 752
FREE THROWS-ATT	251-346	238-317	12/02/23	at Nevada	L	59-73 7851
Free throw pct	.725	.751	12/09/23	vs UNLV	w	78-75 0
F-Throws made per ga	14.8	14.0	12/16/23	vs UC Santa Barbara	L	59-68 0
REBOUNDS	626	555	12/18/23	DETROIT MERCY	w	76-56 926
Rebounds per game	36.8	32.6	12/22/23	#16 COLORADO ST.	L	67-76 1365
Rebounding margin	+4.2	-	12/29/23	TARLETON ST.	L	66-79 818
ASSISTS	196	205	* 01/04/24	SANTA CLARA	L	57-68 958
Assists per game	11.5	12.1	* 01/06/24	SAINT MARY'S (CA)	L	64-68 1566
TURNOVERS	196	168	* 01/13/24	PACIFIC	w	81-64 1122
Turnovers per game	11.5	9.9				
Turnover margin	-1.6	-				
Assist/turnover ratio	1.0	1.2				
STEALS	72	106				
Steals per game	4.2	6.2				
BLOCKS	50	60				
Blocks per game	2.9	3.5				
ATTENDANCE	12273	7851				
Home games-Avg/Gam	11-1116	1-7851				
Neutral site-Avg/Game	-	5-0				

Score by Periods	1st	2nd	Totals
LMU	603	644	1247
Opponents	573	601	1174

## 2023-24 ROSTER

No	Name	Pos	Ht	Wt	Yr-Exp	Hometown (Previous School)
3	Justice <b>HILL</b>	G	6-0	175	GR-TR	Little Rock, AR / LSU / Murray State / Little Rock Christian HS
4	Will <b>JOHNSTON</b>	G	6-3	185	Jr.-TR	Sydney, NSW, Australia / UTRGV / The King's School
5	Justin <b>WRIGHT</b>	G	6-2	195	Sr.-TR	Greenville, NC / North Carolina Central / Farmville Central HS
8	Jovan <b>RISTIC</b>	F	6-5	205	Fr.-HS	Belgrade, Serbia / Calusa Prep
10	Noah <b>TAITZ</b>	G	6-3	190	R-Jr.-RS	Las Vegas, NV / Stanford / Bishop Gorman HS
13	Lamaj <b>LEWIS</b>	G	6-4	210	Jr.-2V	Paramount City, CA / St. John Bosco HS
15	Lars <b>THIEMANN</b>	C	7-1	260	Gr.-TR	Krefeld, Germany / Cal / Bayer Giants Leverkusen
16	Aaron <b>MCBRIDE</b>	F	6-6	210	Fr.-HS	Corona, CA / Corona Centennial HS
21	Michael <b>GRAHAM</b>	F	6-8	235	Sr.-1V	Brooklyn, NY / Elon / Xaverian High School / Canterbury School
22	Rick <b>ISSANZA</b>	C	7-1	245	R-Sr.-1V	Kinshasa, Congo / Oklahoma / Bella Vista Prep
23	Alex <b>MERKVILADZE</b>	F	6-9	225	Sr.-2V	Kutaisi, Georgia / CSUN / Modesto Christian School
34	Keli <b>LEAUPEPE</b>	F	6-6	240	Gr.-4V	Melbourne, Australia / Box Hill Senior Secondary College
41	Kevin <b>CARNEY</b>	G	5-11	160	Fr.-HS	Menlo Park, Calif. / Sacred Heart Prep
55	Dominick <b>HARRIS</b>	G	6-3	190	R-Jr.-TR	Murrieta, CA / Gonzaga / Rancho Christian HS

HEAD COACH: Stan Johnson (4th Year, Southern Utah, '01)

ASSISTANT COACH: David Carter (4th Year, Saint Mary's, '89)

ASSISTANT COACH: Greg Youncofski (4th Year, Kansas, '13)

ASSISTANT COACH: David Marek (2nd Year, Southern Utah, '09)

ASSISTANT COACH: Ricky Muench (4th Year, Marquette, '19)

VIDEO COORDINATOR: Erik Johansson (2nd Year / 8th at LMU, LMU, '20)

GRADUATE ASSISTANT: Ben Gerber (3rd Year)

GRADUATE ASSISTANT: Mark Borgeson Jr. (2nd Year)

ASSOCIATE HEAD ATHLETIC TRAINER: Steve Cortez (16th Year)

ASSOCIATE AD, SPORTS PERFORMANCE: Jordan Alcantar (8th Year)

ASSISTANT AD, COMMUNICATIONS: Matthew Lerman (8th Year)

ATHLETIC DIRECTOR (SPORT SUPERVISOR): Craig Pintens (6th Year)



### HANK GATHERS STATUE

LMU ATHLETICS HONORED HANK GATHERS FOR HIS SIGNIFICANT CONTRIBUTIONS TO LOYOLA MARYMOUNT UNIVERSITY BY CONSTRUCTING A STATUE IN HIS LIKENESS FOR THE 30TH ANNIVERSARY OF THE '89-'90 BASKETBALL TEAM. THE STATUE IS LOCATED NEAR THE ENTRANCE OF CAMPUS AS YOU HEAD TOWARD GERSTEN PAVILION, WHERE IT CAN BE ENJOYED BY ALL.

[HANK44@LMU.EDU](mailto:HANK44@LMU.EDU)



The numbers the 1989-90 LMU Lions put up were staggering. Here just a few of the mind-numbing figures the Lions put up that season.

# 122.4

Number of points averaged per game in 1989-90, still an NCAA Division-I record.

# 28

The number of games the Lions had over 100 points, also an NCAA record.

# 12

Consecutive games scored over 100 points, tied with UNLV for the NCAA record.

# 1,131

Points Bo Kimble scored to lead the nation, ranked 5th all-time in NCAA history.

# 28

The number of times LMU is listed in the NCAA record book for team single-game scoring out of 64 total listings.

# 157

The number of points the Lions scored to set the WCC record in 157-115 win over USF (2/5/90).

# 149


The number of points the Lions scored to set the NCAA tournament record in 149-115 win over Michigan (3/18/90).

# 11

The number of NCAA tournament records the Lions set in just the one game against Michigan (3/18/90)

### LMU PLAYERS..... This Season in Bold

50+ POINTS .....	50, Bo Kimble vs. San Francisco, Feb. 4, 1990
40+ POINTS .....	40, Cam Shelton vs. Pacific; Feb. 18, 2023
30+ POINTS .....	<b>31, Dominick Harris vs. Central Arkansas; Nov. 29, 2023</b>
5+ DOUBLE-FIGURE PTS .....	<b>vs. Westcliff, Nov. 7, 2023</b>
.....	6 - Merkviladze (18) Leauepepe (15), Wright (14) Thiemann (13), Hill (11), Johnston (11)
TWO 20+ SCORERS .....	<b>2 - Wright (22), Harris (21); vs. Pacific; Jan. 13, 2024</b>
3+ 20-PT SCORERS .....	3 - Payne 24, Ireland 21, Osborne 20; La Sierra, Dec. 21, 2013
7+ THREES MADE .....	<b>8, Will Johnston vs. #16 Colorado State; Dec. 22, 2023</b>
20+ REBOUNDS .....	22, Ime Oduok Buffalo, Jan. 7, 1994
15-19 REBOUNDS .....	15, Keli Leauepepe at Santa Clara; Feb. 11, 2023
7+ OFFENSIVE REBOUNDS .....	8, Keli Leauepepe at Santa Clara; Feb. 11, 2023
TWO 10+ REBOUNDERS .....	<b>vs. Jackson State, Nov. 14, 2023</b>
.....	<b>2 - Thiemann (12), Leauepepe (10)</b>
10+ FTM .....	15-18, Keli Leauepepe vs. Morgan State; Nov. 23, 2022
10+ FTM AT 100% .....	10-10, Cam Shelton vs. Prairie View A&M; Nov. 27, 2021
10+ ASSISTS .....	12, Cam Shelton at Portland; Dec. 29, 2022
8+ ASSISTS WITH 0 TURNOVERS .....	8, Cam Shelton vs. Grand Canyon; Nov. 29, 2021
5+ STEALS .....	6, Joe Quintana vs. Little Rock; Nov. 17, 2021
5+ BLOCKS .....	7, Petr Herman at Pacific, Feb. 25, 2017
DOUBLE-DOUBLE .....	Keli Leauepepe - 11 points / 11 rebounds vs. Pacific; Feb. 18, 2023
TRIPLE-DOUBLE .....	Eli Scott - 21 points, 13 assists, 13 rebounds vs. Grambling; Dec. 7, 2019
CONSECUTIVE DOUBLE-DOUBLES .....	Cam Shelton, 2; Dec. 21, 2022, Dec. 29, 2022
.....	24 points, 10 rebounds vs. Tulsa; 15 points and 12 assists at Portland
2+ DOUBLE-DOUBLES .....	at Tulsa; Dec. 7, 2021
.....	Eli Scott - 19 points and 11 rebounds; Dameane Douglas - 18 points and 11 rebounds
<b>LMU TEAM..... This Season in Bold</b>	
100+ POINTS .....	<b>109, vs. Westcliff University, Nov. 7, 2023</b>
30-POINT+ WIN .....	<b>+41 (109-68), vs. Westcliff, Nov. 7, 2023</b>
40-POINT+ WIN .....	<b>+41 (109-68), vs. Westcliff, Nov. 7, 2023</b>
50-POINT+ WIN .....	+50 (99-49), vs. LIFE Pacific, Nov. 7, 2022
ERASED 10+ POINT DEFICIT TO WIN .....	Down 12 vs. Pacific, Feb. 18, 2023
ERASED 15+ POINT DEFICIT TO WIN .....	Down 16 vs. #15 Saint Mary's, Feb. 3, 2023
40+ FGM .....	<b>42, vs. Westcliff University, Nov. 7, 2023</b>
70+ FGA .....	<b>73, (42-73), vs. Westcliff University, Nov. 7, 2023</b>
55.0% + SHOOTING .....	<b>57.5% (42-73) vs. Westcliff University, Nov. 7, 2023</b>
60.0% + SHOOTING .....	60.0% (24-for-40) vs. San Francisco, Mar. 5, 2021
OPPONENT UNDER 30.0% SHOOTING .....	29.8% (17-57) vs. LIFE Pacific, Nov. 7, 2022
MADE 0 3PT FG .....	0, Santa Clara, Mar. 2, 2019
MADE 12+ 3PT FG .....	<b>12-26 (46.2%), vs. #16 Colorado State; Dec. 22, 2023</b>
50.0% + 3PT .....	<b>13-26 (50.0%), vs. Central Arkansas, Nov. 29, 2023</b>
MADE 30+ FT .....	32-for-36, vs. Prairie View A&M, Nov. 27, 2021
ATTEMPT 40+ FT .....	43, San Francisco, Feb. 20, 2016
OVER 90% FT .....	16-17 (94.1%), at Santa Clara, Feb. 11, 2023
100% FT .....	100% (11-for-11) vs. SMU, Nov. 22, 2021
5 OR FEWER TURNOVERS COMMITTED .....	5 vs. Cal Baptist, Mar. 20, 2019
24+ FORCED TURNOVERS .....	26 vs. New Mexico State, Dec. 11, 2021
12+ STEALS .....	12 vs. Little Rock, Nov. 17, 2021
60+ BENCH POINTS .....	67, Bethesda University, Nov. 29, 2019
35+ POINTS OFF TURNOVERS .....	35 vs. Brown, Mar. 25, 2019
BEAT A RANKED OPPONENT .....	Feb. 9, 2023 vs. #15 Saint Mary's; 78-74
LOST TO A RANKED OPPONENT .....	<b>Dec. 22, 2023 vs. #16 Colorado State, 76-67</b>
PLAYED A #1 RANKED OPPONENT .....	Feb. 27, 2021 at #1 Gonzaga; 86-69
WON OVERTIME GAME .....	Feb. 9, 2023 vs. #15 Saint Mary's; 78-74
LOST OVERTIME GAME .....	Feb. 10, 2022 vs. BYU; 83-82
WON DOUBLE OT GAME .....	Feb. 27, 2016 Pepperdine; 90-83
LOST DOUBLE OT GAME .....	Feb. 24, 2011 at Santa Clara, 84-75
TRIPLE OVERTIME GAME .....	None
RANKED IN AP .....	21st, 1990, Final Poll
RECEIVING VOTES IN AP .....	2 Votes, Nov. 19, 2018, Week Three
NCAA NET RANKINGS TOP 10 .....	10th, Nov. 26, 2018
POSTSEASON GAME .....	College Basketball Invitational (CBI) Semi at South Florida, Mar. 28, 2019
POSTSEASON WIN .....	College Basketball Invitational (CBI) Quarterfinal vs. Brown, Mar. 25, 2019



**JUSTICE "JUICE"  
HILL**

G • 6-0 • 170 • GR-TR  
Little Rock, AR



**WILL  
JOHNSTON**

G • 6-3 • 185 • JR-TR  
Sydney, Australia




**JUSTIN  
WRIGHT**

G • 6-2 • 195 • SR-TR  
Greenville, NC



**JOVAN  
RISTIC**

F • 6-5 • 205 • FR-HS  
Belgrade, Serbia



**NOAH  
TAITZ**

G • 6-3 • 190 • JR-RS  
Las Vegas, NV



**LAMAI  
LEWIS**

G • 6-4 • 210 • JR-2V  
Paramount City, CA



**LARS  
THIEMANN**

C • 7-1 • 260 • GR-TR  
Krefeld, Germany




**AARON  
MCBRIDE**

G • 6-6 • 210 • FR-HS  
Corona, CA




**MICHAEL  
GRAHAM**

F • 6-8 • 235 • SR-1V  
Brooklyn, NY



**RICK  
ISSANZA**

C • 7-1 • 245 • RS SR-1V  
Kinshasa, Congo



**ALEX  
MERKVILADZE**

F • 6-9 • 225 • JR-2V  
Kutaisi, Georgia



**KELI  
LEAUPEPE**

F • 6-6 • 240 • GR-4V  
Melbourne, Australia



**KEVIN  
CARNEY**

G • 5-11 • 160 • SO-HS  
Menlo Park, CA



**DOMINICK  
HARRIS**

G • 6-3 • 190 • R-JR-TR  
Murrieta, CA



**STAN  
JOHNSON**

HEAD COACH  
4th Season



**DAVID  
CARTER**

ASSISTANT COACH  
4th Season



**GREG  
YOUNCOFSKI**

ASSISTANT COACH  
4th Season




**DAVID  
MAREK**

ASSISTANT COACH  
2nd Season



**RICKY  
MUENCH**

Assistant Coach  
4th Season



**ERIK  
JOHANSSON**

VIDEO COORDINATOR  
2nd Season (8th at LMU)



**BEN  
GERBER**

GRADUATE ASSISTANT  
3rd Season




**MARK  
BORGESON**

GRADUATE ASSISTANT  
2nd Season



**STEVE  
CORTEZ**

ATHLETIC TRAINER  
3rd Season (16th at LMU)



**JORDAN  
ALCANTAR**

SPORTS PERFORMANCE  
8th Season





**#3 JUSTICE "JUICE" HILL**

G • 6-0 • 170 • GR-TR  
Little Rock, AR



**#4 WILL JOHNSTON**

G • 6-3 • 185 • JR-TR  
Sydney, Australia



**#5 JUSTIN WRIGHT**

G • 6-2 • 195 • SR-TR  
Greenville, NC



**#8 JOVAN RISTIC**

F • 6-5 • 205 • FR-HS  
Belgrade, Serbia



**#10 NOAH TAITZ**

G • 6-3 • 190 • JR-RS  
Las Vegas, NV



**#13 LAMAJ LEWIS**

G • 6-4 • 210 • JR-2V  
Paramount City, CA



**#15 LARS THIEMANN**

C • 7-1 • 260 • GR-TR  
Krefeld, Germany



**#16 AARON MCBRIDE**

G • 6-6 • 210 • FR-HS  
Corona, CA



**#21 MICHAEL GRAHAM**

F • 6-8 • 235 • SR-1V  
Brooklyn, NY



**#22 RICK ISSANZA**

C • 7-1 • 245 • RS SR-1V  
Kinshasa, Congo



**#23 ALEX MERKVILADZE**

F • 6-9 • 225 • JR-2V  
Kutaisi, Georgia



**#34 KELI LEAUPEPE**

F • 6-6 • 240 • GR-4V  
Melbourne, Australia



**#41 KEVIN CARNEY**

G • 5-11 • 160 • SO-HS  
Menlo Park, CA



**#55 DOMINICK HARRIS**

G • 6-3 • 190 • R-JR-TR  
Murrieta, CA



**STAN JOHNSON**

HEAD COACH  
4th Season



**DAVID CARTER**

ASSISTANT COACH  
4th Season



**GREG YOUNCOFSKI**

ASSISTANT COACH  
4th Season




**DAVID MAREK**

ASSISTANT COACH  
2nd Season



**RICKY MUENCH**

Assistant Coach  
4th Season



**ERIK JOHANSSON**

VIDEO COORDINATOR  
2nd Season (8th at LMU)



**BEN GERBER**

GRADUATE ASSISTANT  
3rd Season




**MARK BORGESON**

GRADUATE ASSISTANT  
2nd Season



**STEVE CORTEZ**

ATHLETIC TRAINER  
3rd Season (16th at LMU)



**JORDAN ALCANTAR**

SPORTS PERFORMANCE  
8th Season



# Stan Johnson

## Head Coach

### 4th Season

Loyola Marymount University named Stan Johnson as its new men's basketball head coach on March 20, 2020.



In Johnson's third season at LMU, he did something that no other coach in West Coast Conference history has ever done. Johnson's Lions beat Gonzaga, Saint Mary's, and BYU all in the same season, with two of those wins coming with the Zags and Gaels holding top-15 rankings. The Lions earned the highest ranked win in program history on Jan. 19, 2023, by defeating the sixth-ranked Gonzaga Bulldogs in Spokane and ending GU's 75-game home win streak, run of 93 straight wins over unranked teams, and 25 consecutive wins over the Lions. Johnson's Lions beat their second nationally ranked team on Feb. 9, 2023, as LMU defended home court and beat 15th-ranked Saint Mary's at Gersten Pavilion becoming the first LMU basketball team with multiple wins over top-15 programs and multiple wins over ranked teams for the first time in over a decade. In total, LMU beat four NCAA Tournament teams in 2022-23, with LMU defeating both Nevada and Grand Canyon in consecutive games in the non-conference. The Lions also won the Jamaica Classic in November of 2022 with wins over Georgetown and Wake Forest in Montego Bay.

LMU won 19 games in Johnson's third year, the third-most since 1990. By the numbers, 2022-23 saw achievements that few LMU team had done in over three decades. The Lions won 10 non-conference games for just the third time since 1988 and won nine WCC contests for the second time since 1991. The success in conference play resulted in a fourth-place finish and LMU's first double-bye into the WCC Tournament in 11 seasons. Johnson is the first LMU coach with a third and fourth place finish on his resume since 1992.

Under Johnson's tutelage, Cam Shelton was named to the All-WCC First Team after leading the WCC in overall scoring at 21.23 ppg and scoring in conference games at 23.31 ppg. Shelton had the most 30-point games in the WCC in 2022-23 and became the first LMU player since Terrell Lowery in 1992 to score 40-points in a game. Shelton was WCC Player of the Week three times, named as a Lou Henson Award National Player of the Year finalist, and was named the Lou Henson Award National Player of the Week after leading LMU to the win over Gonzaga in Spokane.

Keli Leapepe was named to the WCC Honorable Mention Team, and both of Johnson's captains, Shelton and Leapepe, were named to the WCC All-Academic Team. The Lions set another new program-record team GPA in Winter of 2022 and had four players make the Dean's List that semester.

The 2020-21 season saw meteoric growths across the board for LMU men's basketball. The Lions finished in the top three of the West Coast Conference standings for the first time since 2005-06. In his first season as head coach, Stan Johnson guided his team through the COVID-19 pandemic and posted a winning record in the WCC for the first time since 2011-12.

LMU has posted a top-100 ranking in the NCAA's NET, college basketball's comprehensive metric that takes into account record, quality opponents faced, and game location, among others. LMU's 95 ranking is the highest NET (or RPI at that time) since the Elite Eight season of 1990.

Four Lions received All-WCC recognition this season, including Eli Scott's selection as a First Team All-Conference selection, Jalin Anderson being named to the All-Freshman team, and Dameane Douglas and Keli Leapepe each receiving honorable mention team selections. As a team, the Lions posted the most 20+ point wins since 1990-91.

Johnson coached five seasons at Marquette University and was promoted to associate head coach in June of 2017 after helping guide the Golden Eagles to a NCAA tournament trip in 2016-17. Marquette also made a run to the NIT quarterfinals in 2017-18 and returned to the NCAAs in 2018-19.

Johnson arrived in Milwaukee after working the previous two seasons at Arizona State and was on the opposing bench in a pair of matchups against the Golden Eagles. The Sun Devils, who went 16-1 at home, participated in the NCAA tournament in 2013-14 in his first campaign with the program and earned a spot in the National Invitation Tournament in 2014-15.

### COACHING EXPERIENCE:

2020-Present	LMU, Head Coach
2017-20	Marquette University, Associate Head Coach
2015-17	Marquette University, Assistant Coach
2013-15	Arizona State University, Assistant Coach
2011-13	Drake University, Assistant Coach
2008-11	University of Utah, Assistant Coach
2007-08	Cal State Northridge, Assistant Coach
2004-07	Southwest Baptist University, Assistant Coach
2003-04	Bemidji State University, Assistant Coach

### PLAYING EXPERIENCE

2002-2003	Bemidji State University
1998-2001	Southern Utah University

### PERSONAL

**Education:** Bemidji State University (2002-03)  
**Southern Utah University (1998-2001), B.A. in Communication '03**  
**Family:** He and his wife Brittany have three children, Brooklynn, Myles and Braylon.

Johnson also spent two seasons (2011-13) at Drake University after a three-year stint at the University of Utah, which advanced to the NCAA tournament in 2009. During his two seasons at Drake, he helped coach Ben Simons and Joey King to Missouri Valley Conference honors with Simons earning All-MVC second-team honors each of the final two seasons and King earning all-freshman honors in 2012-13. In Johnson's first season with the Bulldogs in 2011-12 he helped guide Drake to its second-highest conference finish (tied for third) since 1986, and a victory in the postseason for the first time since 1975. Two Bulldogs were named second-team All-Missouri Valley Conference (Simons and Rayvonte Rice), and Simons was named captain of the MVC's Most Improved Team.

During his three-year stay at Utah, Johnson was part of a staff that coached the Utes in 2008-09 to a 24-10 record, a share of the Mountain West Conference Championship and the postseason conference tournament title. Utah finished the season ranked No. 25 in the AP poll and earned a No. 5 seed in the Midwest Region, at the time the highest seed ever given to a Mountain West team.

Johnson came to Utah after a one-year stint as an assistant coach at Cal State Northridge in 2007-08. The Matadors finished 20-10 overall and earned a share of their first Big West Conference regular season championship with Johnson on the staff.

Prior to his year at Cal State Northridge, Johnson spent three seasons (2004-07) on the bench at Southwest Baptist University in Bolivar, Mo. The Bearcats were 50-30 in that period, with three-consecutive winning seasons for the first time in school history. The 2005-06 squad posted a 27-5 record, including a school-record 14 wins in a row to open the season. Southwest Baptist captured the Mid-America Inter-collegiate Athletics Association title that year and made a trip to the NCAA Division II tournament, finishing No. 6 in the national rankings.

Johnson started his coaching career at Bemidji (Minn.) State University in 2003-04. In his lone season at Bemidji, Johnson helped coach the Beavers to a 20-10 mark and their first-ever 20-win season. Bemidji State was 14-2 in conference play that season, earning a berth to the NCAA Division II tournament and leading the nation in 3-pointers per game, with 11.7.

As a player, Johnson was a three-year letterman at Southern Utah University. He was a team captain and starter in 2000-01 and helped lead the Thunderbirds to the Mid-Continent Conference (now Summit League) title and a berth in the NCAA tournament, where they dropped a close 68-65 decision to No. 3 seed Boston College. Johnson was a three-time member of the Mid-Continent Conference All-Academic Team and earned a bachelor's degree in communication from SUU in 2003.

Johnson played his senior season of college basketball at Bemidji State (2002-03), where he served as a team captain and earned honorable mention all-conference accolades. He averaged 13.5 points and distributed a team-high 114 assists during his one season with the Beavers.

Johnson is a graduate of Taylorsville (Utah) High School. He and his wife Brittany have three children, Brooklynn, Myles and Braylon.

## JUSTICE HILL

BASKETBALL NICKNAME  
 FAVORITE PRO ATHLETE  
 MOST MEMORABLE MOMENT AT LMU  
 BIGGEST ATHLETIC THRILL  
 ATHLETE I ADMIRE MOST AND WHY  
 CURRENT OR FORMER LMU ATHLETE I MOST ENJOY WATCHING  
 BEST THING ABOUT LMU AND LOS ANGELES  
 FAVORITE FOOD  
 LEAST FAVORITE FOOD  
 FAVORITE TV SHOW  
 IF I COULD INVITE THREE PEOPLE IN HISTORY TO DINNER  
 FAVORITE MOVIE  
 IF I DIDN'T PLAY BASKETBALL I WOULD  
 REASON I WHERE MY BASKETBALL NUMBER  
 MOST FAMOUS PLAYER I'VE PLAYED WITH  
 MOST FAMOUS PLAYER I'VE PLAYED AGAINST  
 SOMETHING MOST PEOPLE DON'T KNOW ABOUT ME  
 FAVORITE BASKETBALL MOVIE  
 FAVORITE BASKETBALL MOVE  
 FAVORITE PREGAME MEAL  
 FAVORITE THING TO DO ON THE ROAD  
 SPORT I'D BE PLAYING IF I DIDN'T PLAY BASKETBALL  
 FAVORITE PLACE I'VE VISITED  
 PLACE I'D MOST LIKE TO VISIT  
 DREAM 1-ON-1 MATCHUP  
 FAVORITE MUSICIAN  
 MY ADVICE TO YOUNGSTERS  
 ONE WORD TO DESCRIBE MYSELF  
 WHO INSPIRES ME TO BE BETTER  
 SONG THAT ALWAYS PUTS ME IN A GOOD MOOD  
 MAJOR AT LMU

JUICE  
 DAMIAN LILLARD  
 SUMMER WORKOUTS  
 NCAA TOURNAMENT RUN  
 KYLIE IRVING & HOW HE'S UNAPOLOGETICALLY HIMSELF  
 ANTHONY IRELAND  
 THE VIEWS  
 SWEET POTATOES MADE MY CYNTHIA HILL  
 ONIONS  
 POWER  
 ALLEN IVERSON, MALCOM X, KOBE BRYANT  
 STOMP THE YARD  
 MAKE MUSIC  
 FATHER, SON, HOLY SPIRIT. & A LIL BIT OF ALLEN IVERSON  
 ISAIAH JOE - OKC THUNDER  
 ANTHONY EDWARDS  
 I MAKE MUSIC  
 LIKE MIKE  
 ALL OF THEM  
 PASTA, GRILLED CHICKEN  
 WATCH HIGHLIGHTS  
 FOOTBALL  
 LA  
 GREECE  
 ALLEN IVERSON  
 NBA YOUNGBOY  
 BELIEVE IN YOURSELF, NEVER GIVE UP  
 RESILIENT  
 MY PARENTS  
 STRIKE (HOLSTER) - LIL YACHTY  
 EDUCATIONAL STUDIES M.A.



			Total		3-Point		F-Throws		Rebounds											Scoring	
Season	gp-gs	min/avg	fg-fga	pct	fg-fga	pct	ft-fga	pct	off	def	tot	avg	pf	fo	ast	to	blk	stl	pts	avg	
2023-2	11-11	292/26.5	40-98	.408	16-43	.372	14-19	.737	7	12	19	1.7	12	0	46	18	1	7	110	10.0	
TOTAL	11-11	292/26.5	40-98	.408	16-43	.372	14-19	.737	7	12	19	1.7	12	0	46	18	1	7	110	10.0	

Points	24	vs SFA (11/19/23)
	23	JACKSON ST. (11/14/23)
	11	WESTCLIFF (11/07/23)
	10	YALE (11/12/23)
	7	vs UC Santa Barbara (12/16/23)
	7	vs FIU (11/21/23)
Field Goals Made	8	JACKSON ST. (11/14/23)
	7	vs SFA (11/19/23)
Field Goal Attempts	12	vs SFA (11/19/23)
	12	JACKSON ST. (11/14/23)
FG Pct (min 5 made)	.667	(8-12) JACKSON ST. (11/14/23)
	.583	(7-12) vs SFA (11/19/23)
3-Point Field Goals Made	5	JACKSON ST. (11/14/23)
	4	vs SFA (11/19/23)
3-Point FG Attempts	6	vs SFA (11/19/23)
	6	JACKSON ST. (11/14/23)
3-Pt FG Pct (min 2 made)	.833	(5-6) JACKSON ST. (11/14/23)
	.667	(4-6) vs SFA (11/19/23)
Free Throws Made	6	vs SFA (11/19/23)
	3	CENTRAL ARK. (11/29/23)
Free Throw Attempts	6	vs SFA (11/19/23)
	4	CENTRAL ARK. (11/29/23)
	4	JACKSON ST. (11/14/23)
FT Pct (min 3 made)	1.000	(6-6) vs SFA (11/19/23)
	.750	(3-4) CENTRAL ARK. (11/29/23)
Rebounds	3	CENTRAL ARK. (11/29/23)
	3	UTEP (11/25/23)
Assists	8	JACKSON ST. (11/14/23)
	7	vs UNLV (12/09/23)
	7	CENTRAL ARK. (11/29/23)
Steals	3	WESTCLIFF (11/07/23)
	2	CENTRAL ARK. (11/29/23)
Blocked Shots	1	vs FIU (11/21/23)
Turnovers	6	vs FIU (11/21/23)
Fouls	3	UTEP (11/25/23)

Points: 24 [4th], vs SFA -- 11/19/23  
 Rebounds: 3, UTEP -- 11/25/23; Central Ark. -- 11/29/23  
 Assists: 8 [1st], Jackson St. -- 11/14/23  
 Steals: 3 [t-1st], Westcliff -- 11/07/23  
 Blocks: 1 [t-10th], vs FIU -- 11/21/23  
 FG made: 8 [t-5th], Jackson St. -- 11/14/23  
 FG attempts: 12 [t-14th], Jackson St. -- 11/14/23; vs SFA -- 11/19/23  
 3FG made: 5 [t-3rd], Jackson St. -- 11/14/23  
 3FG attempts: 6 [t-15th], Jackson St. -- 11/14/23; vs SFA -- 11/19/23  
 FT made: 6 [t-4th], vs SFA -- 11/19/23  
 FT attempts: 6 [t-11th], vs SFA -- 11/19/23

<- LMU CAREER  
 SEASON ->



# WILL JOHNSTON

**BASKETBALL NICKNAME**  
**FAVORITE PRO ATHLETE**  
**FAVORITE PRO TEAM**  
**MOST MEMORABLE MOMENT AT LMU**  
**BIGGEST ATHLETIC THRILL**  
**ATHLETE I ADMIRE MOST**  
**BEST THING ABOUT LMU AND LOS ANGELES**  
**FAVORITE FOOD**  
**LEAST FAVORITE FOOD**  
**FAVORITE TV SHOW**  
**IF I COULD INVITE TWO PEOPLE IN HISTORY TO DINNER**  
**FAVORITE MOVIE**  
**IF I DIDN'T PLAY BASKETBALL I WOULD**  
**REASON I WORE MY BASKETBALL NUMBER**  
**MOST FAMOUS PLAYER I'VE PLAYED WITH**  
**MOST FAMOUS PLAYER I'VE PLAYED AGAINST**  
**SOMETHING MOST PEOPLE DON'T KNOW ABOUT ME**  
**FAVORITE BASKETBALL MOVIE**  
**FAVORITE BASKETBALL MOVE**  
**FAVORITE PREGAME MEAL**  
**FAVORITE THING TO DO ON THE ROAD**  
**SPORT I'D BE PLAYING IF I DIDN'T PLAY BASKETBALL**  
**FAVORITE PLACE I'VE VISITED**  
**PLACE I'D MOST LIKE TO VISIT**  
**DREAM 1-ON-1 MATCHUP**  
**FAVORITE MUSICIAN**  
**MY ADVICE TO YOUNGSTERS**  
**ONE WORD TO DESCRIBE MYSELF**  
**WHO INSPIRES ME TO BE BETTER**  
**SONG THAT ALWAYS PUTS ME IN A GOOD MOOD**  
**MAJOR AT LMU**

**SFA LIL WILLY**  
**DAMIAN LILLARD**  
**LAKERS**  
**FIRST PRACTICE**  
**WINNING**  
**DAMIAN LILLARD BECAUSE HE'S LEVEL HEADED AND STAYS HUMBLE**  
**THE PEOPLE AND THE POOL**  
**FRIED CHICKEN**  
**ANYTHING VEGAN / VEGATARIAN**  
**RICK AND NORTH**  
**LEBRON, KOBE, DAME**  
**LIKE MIKE**  
**BE A CHESS GRAND MASTER, SKATE OR BE A FIGHTER**  
**I WEAR 4 BECAUSE I KEEP 4 POCKETS FULL**  
**HUNTER MADDEN / CHAISE ROBBO**  
**JAMAL MURRAY**  
**IM ELITE AT CHESS**  
**LIKE MIKE**  
**360 EAST BAY OFF THE BACKBOARD**  
**FRIED CHICKEN**  
**PLAY CHESS SPEND AND TIME WITH TEAMMATES**  
**RUGBY BOXING UFC SKATING**  
**LOS ANGELES**  
**CANCUN**  
**MYSELF**  
**LIL BABY**  
**GET BUCKETS**  
**HUNGRY**  
**FAMILY**  
**PRINCESS DIANA BY ICE SPICE**  
**PSYCHOLOGY**



			Total		3-Point		F-Throws		Rebounds											Scoring	
Season	gp-gs	min/avg	fg-fga	pct	fg-fga	pct	ft-fta	pct	off	def	tot	avg	pf	fo	ast	to	blk	stl	pts	avg	
2023-2	17-6	427/25.1	54-144	.375	30-82	.366	29-33	.879	6	42	48	2.8	35	0	48	29	1	13	167	9.8	
TOTAL	17-6	427/25.1	54-144	.375	30-82	.366	29-33	.879	6	42	48	2.8	35	0	48	29	1	13	167	9.8	

Points: 27 [3rd], #16 Colorado St. -- 12/22/23  
 Rebounds: 8 [t-11th], Westcliff -- 11/07/23  
 Assists: 6 [t-4th], Saint Mary's (CA) -- 01/06/24  
 Steals: 3 [t-1st], Westcliff -- 11/07/23  
 Blocks: 1 [t-10th], Westcliff -- 11/07/23  
 FG made: 9 [4th], #16 Colorado St. -- 12/22/23  
 FG attempts: 16 [2nd], #16 Colorado St. -- 12/22/23  
 3FG made: 8 [1st], #16 Colorado St. -- 12/22/23  
 3FG attempts: 12 [1st], #16 Colorado St. -- 12/22/23  
 FT made: 7 [t-2nd], Saint Mary's (CA) -- 01/06/24  
 FT attempts: 7 [t-5th], Saint Mary's (CA) -- 01/06/24


<- LMU CAREER  
 SEASON ->

Points	27	#16 COLORADO ST. (12/22/23)
	22	vs Oakland (11/20/23)
	19	SAINT MARY'S (CA) (01/06/24)
	15	at Nevada (12/02/23)
	11	WESTCLIFF (11/07/23)
Field Goals Made	9	#16 COLORADO ST. (12/22/23)
	6	vs Oakland (11/20/23)
Field Goal Attempts	16	#16 COLORADO ST. (12/22/23)
	11	SAINT MARY'S (CA) (01/06/24)
FG Pct (min 5 made)	.600	vs Oakland (11/20/23)
	.563	#16 COLORADO ST. (12/22/23)
3-Point Field Goals Made	8	#16 COLORADO ST. (12/22/23)
	4	vs Oakland (11/20/23)
3-Point FG Attempts	12	#16 COLORADO ST. (12/22/23)
	7	SANTA CLARA (01/04/24)
	7	at Nevada (12/02/23)
	7	vs Oakland (11/20/23)
	7	JACKSON ST. (11/14/23)
3-Pt FG Pct (min 2 made)	.667	#16 COLORADO ST. (12/22/23)
	.571	vs Oakland (11/20/23)
Free Throws Made	7	SAINT MARY'S (CA) (01/06/24)
	6	vs Oakland (11/20/23)
Free Throw Attempts	7	SAINT MARY'S (CA) (01/06/24)
	6	PACIFIC (01/13/24)
	6	vs Oakland (11/20/23)
FT Pct (min 3 made)	1.000	SAINT MARY'S (CA) (01/06/24)
	1.000	vs Oakland (11/20/23)
Rebounds	8	WESTCLIFF (11/07/23)
	4	PACIFIC (01/13/24)
	4	SAINT MARY'S (CA) (01/06/24)
	4	at Nevada (12/02/23)
	4	vs Oakland (11/20/23)
	4	vs SFA (11/19/23)
Assists	6	SAINT MARY'S (CA) (01/06/24)
	4	TARLETON ST. (12/29/23)
	4	at Nevada (12/02/23)
	4	JACKSON ST. (11/14/23)
	4	YALE (11/12/23)

# JUSTIN WRIGHT

**BASKETBALL NICKNAME**  
**FAVORITE PRO ATHLETE**  
**BIGGEST ATHLETIC THRILL**  
**ATHLETE I ADMIRE MOST AND WHY**  
**CURRENT OR FORMER LMU ATHLETE I MOST ENJOY WATCHING**  
**BEST THING ABOUT LMU AND LOS ANGELES**  
**FAVORITE FOOD**  
**LEAST FAVORITE FOOD**  
**FAVORITE TV SHOW**  
**IF I COULD INVITE THREE PEOPLE IN HISTORY TO DINNER**  
**FAVORITE MOVIE**  
**IF I DIDN'T PLAY BASKETBALL I WOULD**  
**REASON I WORE MY BASKETBALL NUMBER**  
**MOST FAMOUS PLAYER I'VE PLAYED WITH**  
**MOST FAMOUS PLAYER I'VE PLAYED AGAINST**  
**SOMETHING MOST PEOPLE DON'T KNOW ABOUT ME**  
**FAVORITE BASKETBALL MOVIE**  
**FAVORITE BASKETBALL MOVE**  
**FAVORITE PREGAME MEAL**  
**FAVORITE THING TO DO ON THE ROAD**  
**SPORT I'D BE PLAYING IF I DIDN'T PLAY BASKETBALL**  
**FAVORITE PLACE I'VE VISITED**  
**PLACE I'D MOST LIKE TO VISIT**  
**DREAM 1-ON-1 MATCHUP**  
**FAVORITE MUSICIAN**  
**MY ADVICE TO YOUNGSTERS**  
**ONE WORD TO DESCRIBE MYSELF**  
**WHO INSPIRES ME TO BE BETTER**  
**SONG THAT ALWAYS PUTS ME IN A GOOD MOOD**  
**MAJOR AT LMU**

**JWRIGHT OR 5**  
**KOBE BRYANT**  
**HITTING A BUZZER BEATER IN THE SEMIFINALS**  
**KOBE, HE'S THE REASON I STARTED PLAYING BASKETBALL**  
**CAM SHELTON**  
**THE VIEWS AND WEATHER**  
**PASTA**  
**ONIONS**  
**BMF**  
**KOBE, LEBRON, MJ**  
**LOVE DON'T COST A THING**  
**MAKE MUSIC**  
**MY FRIEND THAT PASSED**  
**DAYRON SHARPE**  
**BRANDON INGRAM**  
**I CAN DANCE A LITTLE**  
**LOVE AND BASKETBALL**  
**HESI SNATCH**  
**CHICKEN ALFREDO**  
**LISTEN TO MUSIC**  
**FOOTBALL**  
**LA**  
**ITALY**  
**DAMIAN LILARD**  
**FUTURE OR GIVEON**  
**BELIEVE IN YOURSELF ALWAYS!**  
**FUN**  
**MY MOTHER**  
**ANY SUMMER WALKER SONG**  
**SOCIOLOGY**



			Total		3-Point		F-Throws		Rebounds											Scoring	
Season	gp-gs	min/avg	fg-fga	pct	fg-fga	pct	ft-fa	pct	off	def	tot	avg	pf	fo	ast	to	blk	stl	pts	avg	
2023-2	17-11	428/25.2	68-141	.482	10-34	.294	47-58	.810	9	49	58	3.4	33	0	25	24	1	6	193	11.4	
TOTAL	17-11	428/25.2	68-141	.482	10-34	.294	47-58	.810	9	49	58	3.4	33	0	25	24	1	6	193	11.4	

## WRIGHT, Justin

Points: 22 [t-6th], Pacific -- 01/13/24  
 Rebounds: 9 [t-5th], Pacific -- 01/13/24  
 Assists: 6 [t-4th], Detroit Mercy -- 12/18/23  
 Steals: 2 [t-3rd], vs SFA -- 11/19/23  
 Blocks: 1 [t-10th], vs UNLV -- 12/09/23  
 FG made: 10 [t-2nd], Pacific -- 01/13/24  
 FG attempts: 15 [t-3rd], Pacific -- 01/13/24  
 3FG made: 2 [t-18th], Yale -- 11/12/23; vs Oakland -- 11/20/23  
 3FG attempts: 5, Pacific -- 01/13/24  
 FT made: 7 [t-2nd], vs FIU -- 11/21/23

## <- LMU CAREER SEASON ->

Points	22	PACIFIC (01/13/24)
	20	UTEP (11/25/23)
	19	DETROIT MERCY (12/18/23)
	18	TARLETON ST. (12/29/23)
	15	vs FIU (11/21/23)
Field Goals Made	10	PACIFIC (01/13/24)
	7	TARLETON ST. (12/29/23)
	7	DETROIT MERCY (12/18/23)
	7	UTEP (11/25/23)
Field Goal Attempts	15	PACIFIC (01/13/24)
	12	#16 COLORADO ST. (12/22/23)
	12	vs UC Santa Barbara (12/16/23)
	12	UTEP (11/25/23)
FG Pct (min 5 made)	.667 (10-15)	PACIFIC (01/13/24)
	.636 (7-11)	TARLETON ST. (12/29/23)
	.636 (7-11)	DETROIT MERCY (12/18/23)
3-Point Field Goals Made	2	vs Oakland (11/20/23)
	2	YALE (11/12/23)
3-Point FG Attempts	5	PACIFIC (01/13/24)
	3	TARLETON ST. (12/29/23)
	3	#16 COLORADO ST. (12/22/23)
	3	DETROIT MERCY (12/18/23)
	3	vs UC Santa Barbara (12/16/23)
	3	UTEP (11/25/23)
	3	vs FIU (11/21/23)
	3	YALE (11/12/23)
3-Pt FG Pct (min 2 made)	1.000 (2-2)	vs Oakland (11/20/23)
	.667 (2-3)	YALE (11/12/23)
Free Throws Made	7	vs FIU (11/21/23)
	6	vs SFA (11/19/23)
Free Throw Attempts	7	vs FIU (11/21/23)
	7	vs SFA (11/19/23)
	7	vs FIU (11/21/23)
FT Pct (min 3 made)	1.000 (7-7)	vs FIU (11/21/23)
	1.000 (5-5)	DETROIT MERCY (12/18/23)
Rebounds	9	PACIFIC (01/13/24)
	8	vs FIU (11/21/23)



# JOVAN RISTIC

**BASKETBALL NICKNAME**  
**FAVORITE PRO ATHLETE**  
**FAVORITE PRO TEAM**  
**BIGGEST ATHLETIC THRILL**  
**ATHLETE I ADMIRE MOST**  
**FAVORITE FOOD**  
**LEAST FAVORITE FOOD**  
**FAVORITE TV SHOW**  
**IF I COULD INVITE TWO PEOPLE IN HISTORY TO DINNER**  
**FAVORITE MOVIE**  
**REASON I WORE MY BASKETBALL NUMBER**  
**MOST FAMOUS PLAYER I'VE PLAYED AGAINST**  
**SOMETHING MOST PEOPLE DON'T KNOW ABOUT ME**  
**FAVORITE BASKETBALL MOVIE**  
**FAVORITE BASKETBALL MOVE**  
**FAVORITE PREGAME MEAL**  
**FAVORITE THING TO DO ON THE ROAD**  
**SPORT I'D BE PLAYING IF I DIDN'T PLAY BASKETBALL**  
**FAVORITE PLACE I'VE VISITED**  
**PLACE I'D MOST LIKE TO VISIT**  
**DREAM 1-ON-1 MATCHUP**  
**FAVORITE MUSICIAN**  
**MY ADVICE TO YOUNGSTERS**  
**ONE WORD TO DESCRIBE MYSELF**  
**WHO INSPIRES ME TO BE BETTER**  
**SONG THAT ALWAYS PUTS ME IN A GOOD MOOD**  
**MAJOR AT LMU**

**JOCA , RIKI , RILE**  
**NOVAK DJOKOVIC**  
**LOS ANGELES LAKERS**  
**GAMEDAY**  
**NOVAK DJOKOVIC BECAUSE OF HIS MENTALITY**  
**ITALIAN AND MEXICAN**  
**SEAFOOD**  
**MONEY HEIST**  
**NOVAK DJOKOVIC, KOBE BRYANT, DENZEL WASHINGTON**  
**ANY MOVIE WITH DENZEL WASHINGTON IN IT**  
**I FEEL LIKE IT BRINGS ME GOOD LUCK**  
**NIKOLA JOVIC**  
**THAT I LOVE TO COOK**  
**SPACE JAM**  
**DUNK**  
**PEANUT BUTTER WITH BANANA AND HONEY**  
**CREATE MEMORIES**  
**SOCCER OR TENNIS**  
**GREECE**  
**MALDIVES**  
**LEBRON JAMES**  
**THE WEEKEND**  
**DREAM BIG AND WORK HARD EVERY DAY**  
**DEDICATED**  
**MY FAMILY**  
**JIMMY COOKS**  
**SOCIOLOGY**



REDSHIRT SEASON

# NOAH TAITZ

BASKETBALL NICKNAME  
FAVORITE PRO ATHLETE  
FAVORITE PRO TEAM  
MOST MEMORABLE MOMENT AT LMU  
BIGGEST ATHLETIC THRILL  
ATHLETE I ADMIRE MOST AND WHY  
CURRENT OR FORMER LMU ATHLETE I MOST ENJOY WATCHING  
BEST THING ABOUT LMU AND LOS ANGELES  
FAVORITE FOOD  
LEAST FAVORITE FOOD  
FAVORITE TV SHOW  
IF I COULD INVITE THREE PEOPLE IN HISTORY TO DINNER  
FAVORITE MOVIE  
IF I DIDN'T PLAY BASKETBALL I WOULD  
REASON I WEAR MY JERSEY NUMBER  
MOST FAMOUS PLAYER I'VE PLAYED WITH  
MOST FAMOUS PLAYER I'VE PLAYED AGAINST  
SOMETHING MOST PEOPLE DON'T KNOW ABOUT ME  
FAVORITE BASKETBALL MOVIE  
FAVORITE BASKETBALL MOVE  
FAVORITE PREGAME MEAL  
FAVORITE THING TO DO ON THE ROAD  
SPORT I'D BE PLAYING IF I DIDN'T PLAY BASKETBALL  
FAVORITE PLACE I'VE VISITED  
PLACE I'D MOST LIKE TO VISIT  
DREAM 1-ON-1 MATCHUP  
FAVORITE MUSICIAN  
MY ADVICE TO YOUNGSTERS  
ONE WORD TO DESCRIBE MYSELF  
WHO INSPIRES ME TO BE BETTER  
SONG THAT ALWAYS PUTS ME IN A GOOD MOOD  
MAJOR AT LMU

ROCKET  
TYLER HERRO  
CLIPPERS  
ROOMING WITH CAM SHELTON  
HITTING A GAME WINNER  
KOBE FOR HIS DEDICATION  
CHANCE THE SNIPER  
PERFECT WEATHER  
STEAK  
LASAGNA  
STRANGER THINGS  
MICHAEL JORDAN, ELON MUSK, DAVE CHAPPELLE  
LION KING  
PLAY SOCCER  
MY INITIALS BACKWARDS (NET -> TEN)  
JALEN GREEN  
CADE CUNNINGHAM  
NATIONALLY RANKED UNO PLAYER  
SPACE JAM  
CLASSIFIED INFORMATION  
SALMON AND VEGETABLES  
SCORE MORE POINTS THAN THE OTHER TEAM  
SOCCER  
HAWAII  
PARIS  
RICKY MUENCH  
JACK HARLOW  
YOU GET OUT WHAT YOU PUT IN  
DISCIPLINED  
SAM BESKIND  
BABY BIRKIN - GUNNA  
SOCIOLOGY



			Total		3-Point		F-Throws		Rebounds											Scoring	
Season	gp-gs	min/avg	fg-fga	pct	fg-fga	pct	ft-fga	pct	off	def	tot	avg	pf	fo	ast	to	blk	stl	pts	avg	
2023-2	5-0	14/2.8	2-6	.333	1-3	.333	0-0	.000	0	0	0	0.0	1	0	0	0	1	1	5	1.0	
TOTAL	5-0	14/2.8	2-6	.333	1-3	.333	0-0	.000	0	0	0	0.0	1	0	0	0	1	1	5	1.0	

Points: 3, Detroit Mercy -- 12/18/23  
Steals: 1 [t-17th], Detroit Mercy -- 12/18/23  
Blocks: 1 [t-10th], Saint Mary's (CA) -- 01/06/24  
FG made: 1, Saint Mary's (CA) -- 01/06/24; Detroit Mercy -- 12/18/23  
FG attempts: 3, Detroit Mercy -- 12/18/23  
3FG made: 1, Detroit Mercy -- 12/18/23  
3FG attempts: 2, Detroit Mercy -- 12/18/23

## <- LMU CAREER SEASON ->

Points	3	DETROIT MERCY (12/18/23)
Field Goals Made	2	SAINT MARY'S (CA) (01/06/24)
Field Goal Attempts	1	SAINT MARY'S (CA) (01/06/24)
3-Point Field Goals Made	1	DETROIT MERCY (12/18/23)
3-Point FG Attempts	1	SAINT MARY'S (CA) (01/06/24)
Steals	1	SANTA CLARA (01/04/24)
Blocked Shots	1	CENTRAL ARK. (11/29/23)
Fouls	1	DETROIT MERCY (12/18/23)
Minutes	2	DETROIT MERCY (12/18/23)
	1	CENTRAL ARK. (11/29/23)
	1	DETROIT MERCY (12/18/23)
	1	SAINT MARY'S (CA) (01/06/24)
	1	DETROIT MERCY (12/18/23)
	8	DETROIT MERCY (12/18/23)
	3	SAINT MARY'S (CA) (01/06/24)



# LAMAJ LEWIS

BASKETBALL NICKNAME  
FAVORITE PRO ATHLETE  
FAVORITE PRO TEAM  
MOST MEMORABLE MOMENT AT LMU  
BIGGEST ATHLETIC THRILL  
ATHLETE I ADMIRE MOST AND WHY

CURRENT OR FORMER LMU ATHLETE I MOST ENJOY WATCHING  
BEST THING ABOUT LMU AND LOS ANGELES  
FAVORITE FOOD  
LEAST FAVORITE FOOD  
FAVORITE TV SHOW  
IF I COULD INVITE THREE PEOPLE IN HISTORY TO DINNER  
FAVORITE MOVIE  
IF I DIDN'T PLAY BASKETBALL, I WOULD  
REASON I WEAR MY JERSEY NUMBER  
MOST FAMOUS PLAYER I'VE PLAYED WITH  
MOST FAMOUS PLAYER I'VE PLAYED AGAINST  
SOMETHING MOST PEOPLE DON'T KNOW ABOUT ME  
FAVORITE BASKETBALL MOVIE  
FAVORITE BASKETBALL MOVE  
FAVORITE PREGAME MEAL  
FAVORITE THING TO DO ON THE ROAD  
SPORT I'D BE PLAYING IF I DIDN'T PLAY BASKETBALL  
FAVORITE PLACE I'VE VISITED  
PLACE I'D MOST LIKE TO VISIT  
DREAM 1-ON-1 MATCHUP  
FAVORITE MUSICIAN  
MY ADVICE TO YOUNGSTERS  
ONE WORD TO DESCRIBE MYSELF  
WHO INSPIRES ME TO BE BETTER  
SONG THAT ALWAYS PUTS ME IN A GOOD MOOD  
MAJOR AT LMU

MAJ  
DEVIN BOOKER  
LAKERS AND WARRIORS  
MOVING DAY / MY VISIT  
WINNING A CIF CHAMPIONSHIP  
LEBRON JAMES, HE USES HIS PLATFORM TO INSPIRE THE YOUTH, SPEAK  
UP FOR PEOPLE WHO DON'T HAVE A VOICE, AND IS ALWAYS WILLING TO  
HELP THOSE IN NEED,  
ELI SCOTT!!  
CLOSE TO HOME, GREAT AREA, GREAT WEATHER, GREAT CULTURE  
CAJUN ALFREDO PASTA W/ CHICKEN OR SHRIMP.... OR BOTH  
TOMATOES  
THE BOONDOCKS  
KOBE BRYANT, MUHAMMAD ALI, JESUS  
SCOTT PILGRAM VS THE WORLD  
I DON'T KNOW WHAT I'D DO TO BE HONEST  
10 FOR MY BIRTH MONTH, 13 FOR MY PARENTS ANNIVERSARY DATE  
JOSH GREEN, NICO MANNION  
ONYEKA OKONGWU, CASSIUS STANLEY  
LISTEN TO ALL TYPES OF MUSIC  
MORE THAN A GAME  
'TWEEN CROSS  
DEPENDS ON THE DAY  
EAT!!  
PROBABLY VOLLEYBALL  
NEW JERSEY  
BAHAMAS  
D BOOK  
LIL UZI VERT  
STAY DETERMINED, STAY FOCUSED, YOUR TIME IS COMING  
CHILL  
MY FAMILY  
LEADERS - NAV & LIL UZI VERT  
ECONOMICS



			Total		3-Point		F-Throws		Rebounds											Scoring	
Season	gp-gs	min/avg	fg-fga	pct	fg-fga	pct	ft-fa	pct	off	def	tot	avg	pf	fo	ast	to	blk	stl	pts	avg	
2021-2	28-2	302/10.8	12-44	.273	3-20	.150	4-10	.400	12	35	47	1.7	30	0	17	12	6	4	31	1.1	
2022-2	26-5	360/13.8	30-61	.492	4-14	.286	15-39	.385	23	33	56	2.2	58	0	27	16	4	16	79	3.0	
2023-2	15-3	154/10.3	12-24	.500	0-4	.000	3-9	.333	10	11	21	1.4	19	0	9	8	1	5	27	1.8	
TOTAL	69-10	816/11.8	54-129	.419	7-38	.184	22-58	.379	45	79	124	1.8	107	0	53	36	11	25	137	2.0	

Points	6	#16 COLORADO ST. (12/22/23)
	5	SANTA CLARA (01/04/24)
	5	WESTCLIFF (11/07/23)
	4	at Nevada (12/02/23)
	2	TARLETON ST. (12/29/23)
	2	CENTRAL ARK. (11/29/23)
	2	JACKSON ST. (11/14/23)
Field Goals Made	3	#16 COLORADO ST. (12/22/23)
	2	SANTA CLARA (01/04/24)
	2	at Nevada (12/02/23)
	2	WESTCLIFF (11/07/23)
Field Goal Attempts	6	WESTCLIFF (11/07/23)
	5	TARLETON ST. (12/29/23)
3-Point FG Attempts	2	TARLETON ST. (12/29/23)
	2	WESTCLIFF (11/07/23)
Free Throws Made	1	SANTA CLARA (01/04/24)
	1	vs Oakland (11/20/23)
	1	WESTCLIFF (11/07/23)
Free Throw Attempts	3	WESTCLIFF (11/07/23)
	2	SANTA CLARA (01/04/24)
	2	vs Oakland (11/20/23)
	2	JACKSON ST. (11/14/23)
Rebounds	4	WESTCLIFF (11/07/23)
	3	TARLETON ST. (12/29/23)
Assists	3	JACKSON ST. (11/14/23)
	1	PACIFIC (01/13/24)
	1	SAINT MARY'S (CA) (01/06/24)
	1	SANTA CLARA (01/04/24)
	1	TARLETON ST. (12/29/23)
	1	#16 COLORADO ST. (12/22/23)
	1	DETROIT MERCY (12/18/23)
Steals	2	JACKSON ST. (11/14/23)
	1	PACIFIC (01/13/24)
	1	vs SFA (11/19/23)

Points: 6, #16 Colorado St. -- 12/22/23  
Rebounds: 8 [t-11th], Pepperdine -- 01/20/22; Pacific -- 02/26/22  
Assists: 5 [t-6th], San Diego -- 01/14/23; LIFE Pacific -- 11/07/22  
Steals: 2 [t-3rd], 6 times  
Blocks: 1 [t-10th], 11 times  
FG made: 4, Portland -- 01/26/23  
FG attempts: 7, UC Riverside -- 11/10/22  
3FG made: 2 [t-18th], Portland -- 01/26/23  
3FG attempts: 2, 12 times  
FT made: 3, at BYU -- 02/02/23  
FT attempts: 4, 4 times

<- CAREER  
SEASON ->



# LARSTHIEMANN

## BASKETBALL NICKNAME

NO REAL NICKNAME

## FAVORITE PRO ATHLETE

(SOME TEAMMATES USED TO CALL ME TERMINATOR)

## MOST MEMORABLE MOMENT AT LMU

JOKIC

## BIGGEST ATHLETIC THRILL

MY VISIT (SO FAR)

## ATHLETE I ADMIRE MOST AND WHY

PLAYING IN MADISON SQUARE GARDEN

## BEST THING ABOUT LMU AND LOS ANGELES

KOBE, I ADMIRE HIS MENTALITY

## FAVORITE FOOD

THE WEATHER, PALM TREES AND FAMILY ATMOSPHERE AT LMU

## LEAST FAVORITE FOOD

PASTA

## FAVORITE TV SHOW

NOTHING, I EAT EVERYTHING

## IF I COULD INVITE THREE PEOPLE IN HISTORY TO DINNER

BLACKLIST

## FAVORITE MOVIE

EINSTEIN, PLATO, TESLA

## IF I DIDN'T PLAY BASKETBALL I WOULD

INTERSTELLAR

## MOST FAMOUS PLAYER I'VE PLAYED AGAINST

BE A CHEF

## SOMETHING MOST PEOPLE DON'T KNOW ABOUT ME

EVAN MOBLY

## FAVORITE BASKETBALL MOVIE

I CAN SOLVE THE RUBICS CUBE

## FAVORITE BASKETBALL MOVE

AIR

## FAVORITE PREGAME MEAL

COACH CARTER

## FAVORITE THING TO DO ON THE ROAD

PASTA

## SPORT I'D BE PLAYING IF I DIDN'T PLAY BASKETBALL

PLAY CARDS W TEAMMATES

## FAVORITE PLACE I'VE VISITED

VOLLEYBALL/GOLF

## PLACE I'D MOST LIKE TO VISIT

HAWAII/GREECE

## DREAM 1-ON-1 MATCHUP

THAILAND

## FAVORITE MUSICIAN

DIRK NOWITZKI

## MY ADVICE TO YOUNGSTERS

KANYE

## ONE WORD TO DESCRIBE MYSELF

DREAM BIG

## WHO INSPIRES ME TO BE BETTER

DRIVEN

## SONG THAT ALWAYS PUTS ME IN A GOOD MOOD

MY FAMILY

## MAJOR AT LMU

THREE LITTLE BIRDS

ENTREPRENEURSHIP AND SUSTAINABLE INNOVATIONS



			Total		3-Point		F-Throws		Rebounds											Scoring	
Season	gp-gs	min/avg	fg-fga	pct	fg-fga	pct	ft-fta	pct	off	def	tot	avg	pf	fo	ast	to	blk	stl	pts	avg	
2023-2	17-12	338/19.9	34-63	.540	0-0	.000	44-69	.638	24	48	72	4.2	40	1	7	13	15	3	112	6.6	
TOTAL	17-12	338/19.9	34-63	.540	0-0	.000	44-69	.638	24	48	72	4.2	40	1	7	13	15	3	112	6.6	

Points: 13, 4 times

Rebounds: 10 [4th], Jackson St. -- 11/14/23

Assists: 2, vs Oakland -- 11/20/23; Tarleton St. -- 12/29/23

Steals: 1 [t-17th], Westcliff -- 11/07/23; UTEP -- 11/25/23; Central Ark. -- 11/

Blocks: 2 [t-1st], 4 times

FG made: 5 [t-20th], Westcliff -- 11/07/23

FG attempts: 10, vs Oakland -- 11/20/23

FT made: 9 [1st], UTEP -- 11/25/23

FT attempts: 10 [1st], UTEP -- 11/25/23

<- LMU CAREER  
SEASON ->

Points	13	vs UNLV (12/09/23)
	13	UTEP (11/25/23)
	13	YALE (11/12/23)
	13	WESTCLIFF (11/07/23)
	12	CENTRAL ARK. (11/29/23)
Field Goals Made	5	WESTCLIFF (11/07/23)
	4	SAINT MARY'S (CA) (01/06/24)
	4	vs UNLV (12/09/23)
	4	vs Oakland (11/20/23)
	4	YALE (11/12/23)
Field Goal Attempts	10	vs Oakland (11/20/23)
	9	vs UNLV (12/09/23)
FG Pct (min 5 made)	.833	(5-6) WESTCLIFF (11/07/23)
Free Throws Made	9	UTEP (11/25/23)
	6	CENTRAL ARK. (11/29/23)
Free Throw Attempts	10	UTEP (11/25/23)
	8	CENTRAL ARK. (11/29/23)
FT Pct (min 3 made)	1.000	(4-4) vs FIU (11/21/23)
	.900	(9-10) UTEP (11/25/23)
Rebounds	10	JACKSON ST. (11/14/23)
	7	vs Oakland (11/20/23)
	7	WESTCLIFF (11/07/23)
Assists	2	TARLETON ST. (12/29/23)
	2	vs Oakland (11/20/23)
Steals	1	CENTRAL ARK. (11/29/23)
	1	UTEP (11/25/23)
	1	WESTCLIFF (11/07/23)
Blocked Shots	2	SAINT MARY'S (CA) (01/06/24)
	2	UTEP (11/25/23)
	2	vs FIU (11/21/23)
	2	JACKSON ST. (11/14/23)
Turnovers	2	CENTRAL ARK. (11/29/23)
	2	YALE (11/12/23)
Fouls	5	at Nevada (12/02/23)
Minutes	31	vs Oakland (11/20/23)

# AARON MCBRIDE

FAVORITE PRO ATHLETE  
FAVORITE PRO TEAM  
BIGGEST ATHLETIC THRILL  
ATHLETE I ADMIRE MOST AND WHY  
CURRENT OR FORMER LMU ATHLETE I MOST ENJOY WATCHING  
BEST THING ABOUT LMU AND LOS ANGELES  
FAVORITE FOOD  
LEAST FAVORITE FOOD  
FAVORITE TV SHOW  
IF I COULD INVITE THREE PEOPLE IN HISTORY TO DINNER  
FAVORITE MOVIE  
IF I DIDN'T PLAY BASKETBALL I WOULD  
REASON I WHERE MY BASKETBALL NUMBER  
MOST FAMOUS PLAYER I'VE PLAYED WITH  
MOST FAMOUS PLAYER I'VE PLAYED AGAINST  
SOMETHING MOST PEOPLE DON'T KNOW ABOUT ME  
FAVORITE BASKETBALL MOVE  
FAVORITE PREGAME MEAL  
FAVORITE THING TO DO ON THE ROAD  
SPORT I'D BE PLAYING IF I DIDN'T PLAY BASKETBALL  
FAVORITE PLACE I'VE VISITED  
PLACE I'D MOST LIKE TO VISIT  
DREAM 1-ON-1 MATCHUP  
FAVORITE MUSICIAN  
MY ADVICE TO YOUNGSTERS  
ONE WORD TO DESCRIBE MYSELF  
WHO INSPIRES ME TO BE BETTER  
SONG THAT ALWAYS PUTS ME IN A GOOD MOOD  
MAJOR AT LMU

LEBRON JAMES  
LAKERS  
WINNING CIF OPEN DIVISION CHAMPIONSHIP 2022-2023  
MICHAEL JORDAN - WINNING ATTITUDE  
KELI LEAUEPE  
CULTURE AND ENVIRONMENT. IT'S LIKE NO OTHER PLACE IN THE WORLD  
BACON  
ENCHILADAS  
TEEN TITANS  
M.J. BILL GATES, MARTIN LUTHER KING  
THE LEGEND OF THE 10 RINGS  
BE A COMPUTER PROGRAMMER  
LUCKY  
JARED MCCAIN  
BRONNY JAMES  
I WRITE COMPUTER PROGRAMS  
EURO STEP  
LITE SNACK (MUFFIN)  
LISTEN TO MUSIC  
SOCCER  
UNIVERSAL STUDIOS  
LONDON  
M.J VS LEBRON  
DRAKE  
WORK HARD  
ADAPTABLE  
MY BROTHER  
HAPPY BY PHARRELL WILLIAMS  
COMPUTER SCIENCE



			Total		3-Point		F-Throws		Rebounds											Scoring	
Season	gp-gs	min/avg	fg-fga	pct	fg-fga	pct	ft-fga	pct	off	def	tot	avg	pf	fo	ast	to	blk	stl	pts	avg	
2023-2	15-1	104/6.9	8-15	.533	1-3	.333	2-3	.667	11	7	18	1.2	4	0	6	1	2	4	19	1.3	
TOTAL	15-1	104/6.9	8-15	.533	1-3	.333	2-3	.667	11	7	18	1.2	4	0	6	1	2	4	19	1.3	

Points: 6, Westcliff -- 11/07/23  
Rebounds: 5, vs FIU -- 11/21/23  
Assists: 2, Central Ark. -- 11/29/23  
Steals: 1 [t-17th], 4 times  
Blocks: 1 [t-10th], Westcliff -- 11/07/23; vs UNLV -- 12/09/23  
FG made: 2, Westcliff -- 11/07/23; vs FIU -- 11/21/23; at Nevada -- 12/02/23  
FG attempts: 3, Westcliff -- 11/07/23; Tarleton St. -- 12/29/23  
3FG made: 1, at Nevada -- 12/02/23  
3FG attempts: 1, Yale -- 11/12/23; at Nevada -- 12/02/23; Tarleton St. -- 12/29/23  
FT made: 2, Westcliff -- 11/07/23  
FT attempts: 2, Westcliff -- 11/07/23

<- CAREER  
SEASON ->

Points	6	WESTCLIFF (11/07/23)
	5	at Nevada (12/02/23)
	4	vs FIU (11/21/23)
	2	DETROIT MERCY (12/18/23)
	2	vs UC Santa Barbara (12/16/23)
Field Goals Made	2	at Nevada (12/02/23)
	2	vs FIU (11/21/23)
	2	WESTCLIFF (11/07/23)
Field Goal Attempts	3	TARLETON ST. (12/29/23)
	3	WESTCLIFF (11/07/23)
3-Point Field Goals Made	1	at Nevada (12/02/23)
3-Point FG Attempts	1	TARLETON ST. (12/29/23)
	1	at Nevada (12/02/23)
	1	YALE (11/12/23)
Free Throws Made	2	WESTCLIFF (11/07/23)
Free Throw Attempts	2	WESTCLIFF (11/07/23)
	1	JACKSON ST. (11/14/23)
Rebounds	5	vs FIU (11/21/23)
	3	at Nevada (12/02/23)
	3	WESTCLIFF (11/07/23)
Assists	2	CENTRAL ARK. (11/29/23)
	1	TARLETON ST. (12/29/23)
	1	vs UNLV (12/09/23)
	1	vs FIU (11/21/23)
	1	WESTCLIFF (11/07/23)
Steals	1	TARLETON ST. (12/29/23)
	1	at Nevada (12/02/23)
	1	UTEP (11/25/23)
	1	JACKSON ST. (11/14/23)
Blocked Shots	1	vs UNLV (12/09/23)
	1	WESTCLIFF (11/07/23)
Turnovers	1	vs UNLV (12/09/23)
Fouls	1	SANTA CLARA (01/04/24)
	1	CENTRAL ARK. (11/29/23)
	1	UTEP (11/25/23)
	1	WESTCLIFF (11/07/23)



# MICHAEL GRAHAM

**BASKETBALL NICKNAME** MIKE  
**FAVORITE PRO ATHLETE** KOBE BRYANT  
**FAVORITE PRO TEAM** ANY NEW YORK TEAM  
**BEST THING ABOUT LMU AND LOS ANGELES** NICE VIEWS, AND PERFECT WEATHER  
**FAVORITE FOOD** BBQ RIBS  
**FAVORITE TV SHOW** TOP BOY  
**IF I COULD INVITE THREE PEOPLE IN HISTORY TO DINNER** OBAMA, POP SMOKE, 50 CENT  
**FAVORITE MOVIE** A TIE BETWEEN JUICE AND PAID IN FULL  
**IF I DIDN'T PLAY BASKETBALL I WOULD PURSUE A TECH CAREER**  
**REASON I WEAR MY JERSEY NUMBER** I GOT IT MY FRESHMAN YEAR OF HS AND JUST STUCK WITH IT  
**MOST FAMOUS PLAYER I'VE PLAYED WITH** COLE ANTHONY  
**SOMETHING MOST PEOPLE DON'T KNOW ABOUT ME** I USED TO TAKE SWIMMING LESSONS  
**FAVORITE BASKETBALL MOVIE** COACH CARTER  
**FAVORITE BASKETBALL MOVE** ONE HAND DUNK OFF TWO  
**FAVORITE PREGAME MEAL** PASTA AND CHICKEN  
**FAVORITE THING TO DO ON THE ROAD** SLEEP  
**SPORT I'D BE PLAYING IF I DIDN'T PLAY BASKETBALL** TRACK AND FIELD  
**FAVORITE PLACE I'VE VISITED** JAMAICA  
**PLACE I'D MOST LIKE TO VISIT** TOKYO, JAPAN  
**FAVORITE MUSICIAN** POP SMOKE  
**MY ADVICE TO YOUNGSTERS** RUN YOUR OWN RACE AND STAY THE COURSE  
**ONE WORD TO DESCRIBE MYSELF** SPECTACULAR  
**WHO INSPIRES ME TO BE BETTER** MY MOTHER  
**SONG THAT ALWAYS PUTS ME IN A GOOD MOOD** ANY SONG BY POP SMOKE  
**MAJOR AT LMU** COMMUNICATIONS



			Total		3-Point		F-Throws		Rebounds											Scoring	
Season	gp-gs	min/avg	fg-fga	pct	fg-fga	pct	ft-fga	pct	off	def	tot	avg	pf	fo	ast	to	blk	stl	pts	avg	
2022-2	31-7	473/15.3	64-89	.719	0-0	.000	11-24	.458	59	104	163	5.3	75	3	11	27	23	9	139	4.5	
2023-2	17-2	184/10.8	17-30	.567	0-0	.000	4-7	.571	30	36	66	3.9	26	0	3	10	9	1	38	2.2	
TOTAL	48-9	657/13.7	81-119	.681	0-0	.000	15-31	.484	89	140	229	4.8	101	3	14	37	32	10	177	3.7	

Points: 6, Santa Clara -- 01/04/24; Detroit Mercy -- 12/18/23  
 Rebounds: 15, at San Diego -- 02/04/23  
 Assists: 2, Portland -- 01/26/23; Pepperdine -- 01/28/23  
 Steals: 2 [t-3rd], Portland -- 01/26/23; Tulsa -- 12/21/22  
 Blocks: 3, at Gonzaga -- 01/19/23; Tulsa -- 12/21/22  
 FG made: 7 [t-8th], at San Diego -- 02/04/23; LIFE Pacific -- 11/07/22; Cleveland  
 FG attempts: 8, at San Diego -- 02/04/23; LIFE Pacific -- 11/07/22; Cleveland  
 FT made: 4 [t-19th], Bellarmine -- 11/25/22  
 FT attempts: 5, at Gonzaga -- 01/19/23

<- LMU CAREER  
 SEASON ->


Points	6	SANTA CLARA (01/04/24)
	6	DETROIT MERCY (12/18/23)
	4	PACIFIC (01/13/24)
	4	JACKSON ST. (11/14/23)
	4	WESTCLIFF (11/07/23)
Field Goals Made	3	DETROIT MERCY (12/18/23)
	2	PACIFIC (01/13/24)
	2	SANTA CLARA (01/04/24)
	2	JACKSON ST. (11/14/23)
	2	WESTCLIFF (11/07/23)
Field Goal Attempts	6	DETROIT MERCY (12/18/23)
	4	SANTA CLARA (01/04/24)
Free Throws Made	2	SANTA CLARA (01/04/24)
	2	vs SFA (11/19/23)
Free Throw Attempts	4	vs SFA (11/19/23)
	3	SANTA CLARA (01/04/24)
Rebounds	11	DETROIT MERCY (12/18/23)
	8	PACIFIC (01/13/24)
Assists	1	TARLETON ST. (12/29/23)
	1	DETROIT MERCY (12/18/23)
	1	vs UC Santa Barbara (12/16/23)
Steals	1	DETROIT MERCY (12/18/23)
Blocked Shots	2	TARLETON ST. (12/29/23)
	2	at Nevada (12/02/23)
Turnovers	2	DETROIT MERCY (12/18/23)
	2	vs SFA (11/19/23)
Fouls	4	at Nevada (12/02/23)
	4	vs SFA (11/19/23)
Minutes	15	PACIFIC (01/13/24)
	15	SANTA CLARA (01/04/24)
	15	#16 COLORADO ST. (12/22/23)



# RICK ISSANZA

**BASKETBALL NICKNAME**  
**FAVORITE PRO ATHLETE**  
**FAVORITE PRO TEAM**  
**MOST MEMORABLE MOMENT AT LMU**  
**BIGGEST ATHLETIC THRILL**  
**ATHLETE I ADMIRE MOST AND WHY**  
**CURRENT OR FORMER LMU ATHLETE I MOST ENJOY WATCHING**  
**BEST THING ABOUT LMU AND LOS ANGELES**  
**FAVORITE FOOD**  
**LEAST FAVORITE FOOD**  
**FAVORITE TV SHOW**  
**IF I COULD INVITE ONE PERSON IN HISTORY TO DINNER**  
**FAVORITE MOVIE**  
**IF I DIDN'T PLAY BASKETBALL I WOULD**  
**MOST FAMOUS PLAYER I'VE PLAYED WITH**  
**MOST FAMOUS PLAYER I'VE PLAYED AGAINST**  
**SOMETHING MOST PEOPLE DON'T KNOW ABOUT ME**  
**FAVORITE BASKETBALL MOVIE**  
**FAVORITE BASKETBALL MOVE**  
**FAVORITE PREGAME MEAL**  
**FAVORITE THING TO DO ON THE ROAD**  
**SPORT I'D BE PLAYING IF I DIDN'T PLAY BASKETBALL**  
**FAVORITE PLACE I'VE VISITED**  
**PLACE I'D MOST LIKE TO VISIT**  
**DREAM 1-ON-1 MATCHUP**  
**FAVORITE MUSICIAN**  
**MY ADVICE TO YOUNGSTERS**  
**ONE WORD TO DESCRIBE MYSELF**  
**WHO INSPIRES ME TO BE BETTER**  
**SONG THAT ALWAYS PUTS ME IN A GOOD MOOD**  
**MAJOR AT LMU**

**PHRIQKO**  
**RUDY GOBERT, CLINT CAPELA, DWIGHT HOWARD**  
**LAKERS**  
**WHEN I COME ON MY VISIT. THEY MADE ME FEEL WELCOME**  
**DUNKING ON SOMEONE AND POINT AT THEM**  
**ATHLETE THAT I ADMIRE MOST IS DWIGHT HOWARD BECAUSE IT**  
**ALEX MERKVLADZE**  
**LOCATION, WEATHER, AND VIEW**  
**SEAFOOD**  
**LASAGNA**  
**CONTROL Z**  
**LEBRON JAMES**  
**INTRUDER**  
**BE AN ARTIST**  
**EMMANUEL TSHIMANGA**  
**EMMANUEL TSHIMANGA**  
**I'M DON'T LIKE ACTION MOVIES**  
**LOVE AND BASKETBALL**  
**HOOK SHOT**  
**SALMON AND MAC CHEESE**  
**VISIT A MUSEUM**  
**SOCCER**  
**TIME SQUARE IN NEW YORK**  
**GREECE**  
**DWIGHT HOWARD**  
**BOOBA**  
**ALWAYS LEARNING. LEARNING NEVER ENDS.**  
**PERSISTENT**  
**MY DAD**  
**BOOBA - SI TU SAVAIS**  
**AFRICAN AMERICAN STUDIES**



			Total		3-Point		F-Throws		Rebounds												Scoring	
Season	gp-gs	min/avg	fg-fga	pct	fg-fga	pct	ft-fta	pct	off	def	tot	avg	pf	fo	ast	to	blk	stl	pts	avg		
2022-2	28-24	449/16.0	43-69	.623	0-0	.000	15-33	.455	42	76	118	4.2	51	2	7	33	27	6	101	3.6		
2023-2	10-3	106/10.6	7-12	.583	0-0	.000	3-6	.500	13	26	39	3.9	17	0	1	7	10	0	17	1.7		
TOTAL	38-27	555/14.6	50-81	.617	0-0	.000	18-39	.462	55	102	157	4.1	68	2	8	40	37	6	118	3.1		

Points: 10, vs Georgetown -- 11/18/22  
 Rebounds: 10 [4th], LIFE Pacific -- 11/07/22  
 Assists: 2, at Gonzaga -- 01/19/23  
 Steals: 2 [t-3rd], vs BYU -- 03/04/23; vs Georgetown -- 11/18/22  
 Blocks: 3, at Gonzaga -- 01/19/23; Nevada -- 12/03/22  
 FG made: 5 [t-20th], vs Georgetown -- 11/18/22  
 FG attempts: 9, LIFE Pacific -- 11/07/22  
 FT made: 2, 4 times  
 FT attempts: 6 [t-11th], at Pepperdine -- 02/25/23

<- LMU CAREER  
 SEASON ->

Points	6	DETROIT MERCY (12/18/23)
	4	JACKSON ST. (11/14/23)
	3	vs UC Santa Barbara (12/16/23)
	2	vs UNLV (12/09/23)
	2	YALE (11/12/23)
Field Goals Made	2	DETROIT MERCY (12/18/23)
	2	JACKSON ST. (11/14/23)
Field Goal Attempts	3	vs UNLV (12/09/23)
	3	JACKSON ST. (11/14/23)
Free Throws Made	2	DETROIT MERCY (12/18/23)
	1	vs UC Santa Barbara (12/16/23)
Free Throw Attempts	2	TARLETON ST. (12/29/23)
	2	DETROIT MERCY (12/18/23)
	2	vs UC Santa Barbara (12/16/23)
Rebounds	8	vs UC Santa Barbara (12/16/23)
	7	DETROIT MERCY (12/18/23)
Assists	1	vs UNLV (12/09/23)
Blocked Shots	2	#16 COLORADO ST. (12/22/23)
	2	vs UNLV (12/09/23)
	2	YALE (11/12/23)
Turnovers	1	TARLETON ST. (12/29/23)
	1	#16 COLORADO ST. (12/22/23)
	1	DETROIT MERCY (12/18/23)
	1	vs UC Santa Barbara (12/16/23)
	1	vs UNLV (12/09/23)
	1	JACKSON ST. (11/14/23)
	1	YALE (11/12/23)
Fouls	4	vs UNLV (12/09/23)
Minutes	18	vs UC Santa Barbara (12/16/23)
	17	vs UNLV (12/09/23)

# ALEX MERKVILADZE

**BASKETBALL NICKNAME**  
**FAVORITE PRO ATHLETE**  
**FAVORITE PRO TEAM**  
**BEST THING ABOUT LMU AND LOS ANGELES**

**FAVORITE FOOD**  
**LEAST FAVORITE FOOD**  
**FAVORITE TV SHOW**  
**IF I COULD INVITE THREE PEOPLE IN HISTORY TO DINNER**  
**FAVORITE MOVIE**  
**IF I DIDN'T PLAY BASKETBALL I WOULD**  
**SOMETHING MOST PEOPLE DON'T KNOW ABOUT ME**  
**FAVORITE BASKETBALL MOVIE**  
**FAVORITE BASKETBALL MOVE**  
**FAVORITE PREGAME MEAL**  
**FAVORITE THING TO DO ON THE ROAD**  
**SPORT I'D BE PLAYING IF I DIDN'T PLAY BASKETBALL**  
**FAVORITE PLACE I'VE VISITED**  
**PLACE I'D MOST LIKE TO VISIT**  
**DREAM 1-ON-1 MATCHUP**  
**FAVORITE MUSICIAN**  
**MY ADVICE TO YOUNGSTERS**

**ONE WORD TO DESCRIBE MYSELF**  
**WHO INSPIRES ME TO BE BETTER**  
**SONG THAT ALWAYS PUTS ME IN A GOOD MOOD**  
**MAJOR AT LMU**

**GEORGIAN MAFIA**  
**LEBRON JAMES**  
**LAKERS**  
**LMU IS VERY POPULAR AND IS SURROUNDED BY A GREAT AREA WITH GREAT PEOPLE.**  
**REPUBLIC OF GEORGIA TRADITIONAL FOOD**  
**TOMATO SOUP**  
**VAMPIRE DIARIES, MONEY HEIST, LUPIN**  
**STAN LEE, KEVIN HART, ALBERT EINSTEIN**  
**MEET JOE BLACK**  
**BE ACTOR OR ENGINEER.**  
**I'M WRITING A POEMS, I CAN PLAY THE PIANO, AND SING**  
**SPACE JAM**  
**EURO STEP OR SPIN MOVE**  
**GREEK YOGURT WITH OATS AND FRUIT**  
**LISTEN TO MUSIC**  
**RUGBY**  
**THE PLACE I AM FROM REPUBLIC OF GEORGIA**  
**HAWAII**  
**ME AND MJ**  
**POLO G, DRAKE, WHITNEY HOUSTON**  
**TIME GOES VERY FAST, HANDLE YOUR OWN BUSINESS, OR YOU GOING TO HANDLE SOMEBODY ELSE'S FOR WHOLE YOUR LIFE**  
**MAXIMALIST**  
**FAMILY**  
**HAKUNA MATATA**  
**BUSINESS ADMINISTRATION**



Season	gp-gs	min/avg	Total fg-fga pct	3-Point fg-fga pct	F-Throws ft-fta pct	Rebounds off def tot avg	pf	fo	ast	to	blk	stl	pts	avg
2021-2	29-10	591/20.4	54-137 .394	24-73 .329	18-27 .667	20 76 96 3.3	60	3	14	35	2	6	150	5.2
2022-2	28-8	591/21.1	71-167 .425	26-78 .333	31-41 .756	19 92 111 4.0	42	0	31	28	11	9	199	7.1
2023-2	16-16	429/26.8	56-134 .418	19-62 .306	35-50 .700	18 82 100 6.3	31	0	15	21	6	8	166	10.4
TOTAL	73-34	1611/22.1	181-438 .413	69-213 .324	84-118 .712	57 250 307 4.2	133	3	60	84	19	23	515	7.1

Points	22	CENTRAL ARK. (11/29/23)
	18	vs UC Santa Barbara (12/16/23)
	18	WESTCLIFF (11/07/23)
	15	vs UNLV (12/09/23)
	13	SANTA CLARA (01/04/24)
	13	vs SFA (11/19/23)
Field Goals Made	8	WESTCLIFF (11/07/23)
	7	vs UC Santa Barbara (12/16/23)
	7	CENTRAL ARK. (11/29/23)
Field Goal Attempts	14	vs UC Santa Barbara (12/16/23)
	14	CENTRAL ARK. (11/29/23)
FG Pct (min 5 made)	.667 (8-12)	WESTCLIFF (11/07/23)
	.500 (7-14)	vs UC Santa Barbara (12/16/23)
	.500 (7-14)	CENTRAL ARK. (11/29/23)
3-Point Field Goals Made	3	vs SFA (11/19/23)
	2	SANTA CLARA (01/04/24)
	2	DETROIT MERCY (12/18/23)
	2	vs UC Santa Barbara (12/16/23)
	2	CENTRAL ARK. (11/29/23)
	2	JACKSON ST. (11/14/23)
	2	WESTCLIFF (11/07/23)
3-Point FG Attempts	8	SANTA CLARA (01/04/24)
	6	vs UC Santa Barbara (12/16/23)
	6	vs SFA (11/19/23)
	6	JACKSON ST. (11/14/23)
3-Pt FG Pct (min 2 made)	.500 (3-6)	vs SFA (11/19/23)
	.500 (2-4)	CENTRAL ARK. (11/29/23)
Free Throws Made	6	vs UNLV (12/09/23)
	6	CENTRAL ARK. (11/29/23)
Free Throw Attempts	8	vs UNLV (12/09/23)
	6	CENTRAL ARK. (11/29/23)
	6	vs Oakland (11/20/23)
FT Pct (min 3 made)	1.000 (6-6)	CENTRAL ARK. (11/29/23)
	1.000 (4-4)	PACIFIC (01/13/24)
Rebounds	11	PACIFIC (01/13/24)
	9	SANTA CLARA (01/04/24)
	9	DETROIT MERCY (12/18/23)
	9	vs UC Santa Barbara (12/16/23)
	9	vs UNLV (12/09/23)
	9	UTEP (11/25/23)
Assists	2	SANTA CLARA (01/04/24)
	2	#16 COLORADO ST. (12/22/23)
	2	vs Oakland (11/20/23)

Points: 22 [t-6th], Central Ark. -- 11/29/23  
 Rebounds: 11 [t-2nd], Pacific -- 01/13/24  
 Assists: 4 [t-8th], Tulsa -- 12/21/22  
 Steals: 2 [t-3rd], vs FIU -- 11/21/23; Nevada -- 12/03/22; vs UNLV -- 12/09/22  
 Blocks: 2 [t-1st], Pacific -- 02/26/22  
 FG made: 8 [t-5th], Westcliff -- 11/07/23  
 FG attempts: 14 [t-7th], Central Ark. -- 11/29/23; vs UC Santa Barbara -- 12/16/23  
 3FG made: 3 [t-8th], 5 times  
 3FG attempts: 8 [t-6th], Santa Clara -- 01/04/24  
 FT made: 6 [t-4th], BYU -- 01/05/23; Central Ark. -- 11/29/23; vs UNLV -- 12/09/23  
 FT attempts: 8 [t-2nd], vs UNLV -- 12/09/23

<- LMU CAREER  
 SEASON ->



# KELI LEAUPEPE

**BASKETBALL NICKNAME**  
**FAVORITE PRO ATHLETE**  
**FAVORITE PRO TEAM**  
**MOST MEMORABLE MOMENT AT LMU**  
**ATHLETE I ADMIRE MOST**  
**CURRENT OR FORMER LMU ATHLETE I MOST ENJOY WATCHING**  
**BEST THING ABOUT LMU AND LOS ANGELES**  
**FAVORITE FOOD**  
**LEAST FAVORITE FOOD**  
**IF I COULD INVITE THREE PEOPLE IN HISTORY TO DINNER**  
**FAVORITE MOVIE**  
**IF I DIDN'T PLAY BASKETBALL I WOULD**  
**REASON I WEAR MY JERSEY NUMBER**  
**MOST FAMOUS PLAYER I'VE PLAYED WITH**  
**MOST FAMOUS PLAYER I'VE PLAYED AGAINST**  
**SOMETHING MOST PEOPLE DON'T KNOW ABOUT ME**  
**FAVORITE BASKETBALL MOVIE**  
**FAVORITE BASKETBALL MOVE**  
**FAVORITE PREGAME MEAL**  
**FAVORITE THING TO DO ON THE ROAD**  
**SPORT I'D BE PLAYING IF I DIDN'T PLAY BASKETBALL**  
**FAVORITE PLACE I'VE VISITED**  
**PLACE I'D MOST LIKE TO VISIT**  
**DREAM 1-ON-1 MATCHUP**  
**FAVORITE MUSICIAN**  
**MY ADVICE TO YOUNGSTERS**  
**ONE WORD TO DESCRIBE MYSELF**  
**WHO INSPIRES ME TO BE BETTER**  
**SONG THAT ALWAYS PUTS ME IN A GOOD MOOD**  
**MAJOR AT LMU**

**BIG DOG**  
**CHARLES BARKLEY**  
**DON'T HAVE ONE**  
**GAME HIGH GAMES**  
**CHARLES BARKLEY**  
**ELI SCOTT**  
**LOCATION AND PEOPLE**  
**FRIED CHICKEN**  
**DON'T HAVE ONE**  
**MIKE TYSON, CHARLES BARKLEY AND SHAO**  
**CITY OF GOD**  
**PLAY AFL OR RUGBY**  
**CHARLES BARKLEY**  
**BEN SIMMONS**  
**BEN SIMMONS**  
**I'M SAMOAN AND ENGLISH**  
**HE GOT GAME OR COACH CARTER**  
**SPIN MOVE**  
**SPAGHETTI**  
**CARD GAMES OR JUST TALK WITH THE GUYS**  
**AFL OR RUGBY**  
**GUAM OR LATVIA**  
**EGYPT**  
**CHARLES BARKLEY**  
**THE WEEKND**  
**GOOD PLAYERS WORK HARD, GREAT PLAYERS OUTWORK**  
**TOUGH**  
**MY MUM OR FRIENDS WHO ARE SUCCESSFUL**  
**ANYTHING BY BOB MARLEY**  
**UNDECLARED**



			Total		3-Point		F-Throws		Rebounds											Scoring	
Season	gp-gs	min/avg	fg-fga	pct	fg-fga	pct	ft-fta	pct	off	def	tot	avg	pf	fo	ast	to	blk	stl	pts	avg	
2019-2	32-14	700/21.9	103-189	.545	22-58	.379	63-73	.863	52	73	125	3.9	96	4	24	40	6	9	291	9.1	
2020-2	20-15	472/23.6	68-145	.469	19-55	.345	54-67	.806	39	57	96	4.8	63	3	22	32	2	10	209	10.5	
2021-2	25-25	654/26.2	87-185	.470	33-88	.375	23-31	.742	45	75	120	4.8	86	4	21	37	12	17	230	9.2	
2022-2	31-31	995/32.1	133-298	.446	51-117	.436	94-125	.752	66	146	212	6.8	92	3	35	44	5	21	411	13.3	
2023-2	16-14	440/27.5	52-124	.419	16-58	.276	29-40	.725	26	53	79	4.9	47	2	17	22	1	13	149	9.3	
TOTAL	124-99	3261/26.1	443-941	.471	141-376	.375	263-336	.783	228	404	632	5.1	384	16	119	175	26	70	1290	10.4	

Points	16	TARLETON ST. (12/29/23)
	15	WESTCLIFF (11/07/23)
	14	SANTA CLARA (01/04/24)
	13	#16 COLORADO ST. (12/22/23)
	13	UTEP (11/25/23)
Field Goals Made	7	TARLETON ST. (12/29/23)
	6	WESTCLIFF (11/07/23)
Field Goal Attempts	15	TARLETON ST. (12/29/23)
	11	UTEP (11/25/23)
FG Pct (min 5 made)	.714	(5-7) #16 COLORADO ST. (12/22/23)
	.714	(5-7) DETROIT MERCY (12/18/23)
3-Point Field Goals Made	3	#16 COLORADO ST. (12/22/23)
	3	UTEP (11/25/23)
3-Point FG Attempts	8	UTEP (11/25/23)
	6	JACKSON ST. (11/14/23)
3-Pt FG Pct (min 2 made)	.750	(3-4) #16 COLORADO ST. (12/22/23)
	.400	(2-5) SANTA CLARA (01/04/24)
Free Throws Made	6	JACKSON ST. (11/14/23)
	6	SANTA CLARA (01/04/24)
Free Throw Attempts	8	JACKSON ST. (11/14/23)
	6	JACKSON ST. (11/14/23)
FT Pct (min 3 made)	1.000	(6-6) JACKSON ST. (11/14/23)
	1.000	(4-4) PACIFIC (01/13/24)
	1.000	(3-3) at Nevada (12/02/23)
Rebounds	12	JACKSON ST. (11/14/23)
	8	vs SFA (11/19/23)
Assists	4	vs SFA (11/19/23)
	4	JACKSON ST. (11/14/23)
Steals	2	SANTA CLARA (01/04/24)
	2	TARLETON ST. (12/29/23)
	2	UTEP (11/25/23)
	2	JACKSON ST. (11/14/23)
Blocked Shots	1	PACIFIC (01/13/24)
Turnovers	4	PACIFIC (01/13/24)
Fouls	5	PACIFIC (01/13/24)
	5	at Nevada (12/02/23)
Minutes	36	TARLETON ST. (12/29/23)
	36	UTEP (11/25/23)

Points: 16 [19th], Tarleton St. -- 12/29/23  
 Rebounds: 15, at Santa Clara -- 02/11/23  
 Assists: 4 [t-8th], Jackson St. -- 11/14/23; vs SFA -- 11/19/23; UC Santa Ba  
 Steals: 4, BYU -- 02/10/22  
 Blocks: 3, vs San Diego -- 03/05/20  
 FG made: 12, BYU -- 02/10/22  
 FG attempts: 17, BYU -- 02/10/22  
 3FG made: 5 [t-3rd], San Francisco -- 01/07/23; at Nevada -- 12/18/21  
 3FG attempts: 8 [t-6th], Chattanooga -- 11/09/21; UTEP -- 11/25/23; at Port  
 FT made: 6 [t-4th], Santa Clara -- 01/04/24; Jackson St. -- 11/14/23  
 FT attempts: 8 [t-2nd], Santa Clara -- 01/04/24

<- CAREER  
 SEASON ->



# KEVIN CARNEY

BASKETBALL NICKNAME  
 FAVORITE PRO ATHLETE  
 FAVORITE PRO TEAM  
 MOST MEMORABLE MOMENT AT LMU  
 BIGGEST ATHLETIC THRILL  
 ATHLETE I ADMIRE MOST AND WHY  
 CURRENT OR FORMER LMU ATHLETE I MOST ENJOY WATCHING  
 BEST THING ABOUT LMU AND LOS ANGELES  
 FAVORITE FOOD  
 LEAST FAVORITE FOOD  
 FAVORITE TV SHOW  
 IF I COULD INVITE THREE PEOPLE IN HISTORY TO DINNER  
 FAVORITE MOVIE  
 IF I DIDN'T PLAY BASKETBALL I WOULD  
 MOST FAMOUS PLAYER I'VE PLAYED WITH  
 MOST FAMOUS PLAYER I'VE PLAYED AGAINST  
 SOMETHING MOST PEOPLE DON'T KNOW ABOUT ME  
 FAVORITE BASKETBALL MOVIE  
 FAVORITE BASKETBALL MOVE  
 FAVORITE PREGAME MEAL  
 FAVORITE THING TO DO ON THE ROAD  
 SPORT I'D BE PLAYING IF I DIDN'T PLAY BASKETBALL  
 FAVORITE PLACE I'VE VISITED  
 PLACE I'D MOST LIKE TO VISIT  
 DREAM 1-ON-1 MATCHUP  
 FAVORITE MUSICIAN  
 MY ADVICE TO YOUNGSTERS  
 ONE WORD TO DESCRIBE MYSELF  
 WHO INSPIRES ME TO BE BETTER  
 SONG THAT ALWAYS PUTS ME IN A GOOD MOOD  
 MAJOR AT LMU

KEY  
 DAMIAN LILLARD  
 WARRIORS  
 JOINING THE TEAM  
 GAME WINNER  
 STEPH CURRY BECAUSE OF HIS WORK ETHIC  
 QUENTIN JACKSON  
 THE WEATHER AND PEOPLE  
 STEAK  
 TOMATOES  
 PRISON BREAK  
 MICHAEL JORDAN, KOBE BRYANT, LEONARDO DICAPRIO  
 THE PURSUIT OF HAPPYNESS  
 BECOME A CHEF  
 KY BOWMAN  
 JORDAN POOLE  
 I HAVE A TWIN BROTHER  
 HOOSIERS  
 CROSS-OVER  
 TURKEY SANDWICH  
 HANG OUT WITH TEAMMATES  
 BASEBALL  
 IRELAND  
 CROATIA  
 KYRIE IRVING  
 DRAKE  
 FOLLOW YOUR DREAMS  
 AMBITIOUS  
 MY FAMILY  
 GOOD DAY (IAN DIORR)  
 BUSINESS UNDECLARED



			Total		3-Point		F-Throws		Rebounds											Scoring	
Season	gp-gs	min/avg	fg-fga	pct	fg-fga	pct	ft-fta	pct	off	def	tot	avg	pf	fo	ast	to	blk	stl	pts	avg	
2023-2	1-0	3/3.0	0-1	.000	0-1	.000	0-0	.000	0	0	0	0.0	2	0	0	0	0	0	0	0.0	
TOTAL	1-0	3/3.0	0-1	.000	0-1	.000	0-0	.000	0	0	0	0.0	2	0	0	0	0	0	0	0.0	

FG attempts: 1, Westcliff -- 11/07/23  
 3FG attempts: 1, Westcliff -- 11/07/23

<- LMU CAREER  
 SEASON ->

Field Goal Attempts	1	WESTCLIFF (11/07/23)
3-Point FG Attempts	1	WESTCLIFF (11/07/23)
Fouls	2	WESTCLIFF (11/07/23)
Minutes	3	WESTCLIFF (11/07/23)

# DOMINICK HARRIS

FAVORITE PRO TEAM  
 MOST MEMORABLE MOMENT AT LMU  
 BIGGEST ATHLETIC THRILL  
 CURRENT OR FORMER LMU ATHLETE I MOST ENJOY WATCHING  
 BEST THING ABOUT LMU AND LOS ANGELES  
 FAVORITE FOOD  
 LEAST FAVORITE FOOD  
 FAVORITE TV SHOW  
 IF I COULD INVITE TWO PEOPLE IN HISTORY TO DINNER  
 FAVORITE MOVIE  
 IF I DIDN'T PLAY BASKETBALL I WOULD  
 REASON I WHERE MY BASKETBALL NUMBER  
 MOST FAMOUS PLAYER I'VE PLAYED WITH  
 MOST FAMOUS PLAYER I'VE PLAYED AGAINST  
 SOMETHING MOST PEOPLE DON'T KNOW ABOUT ME  
 FAVORITE BASKETBALL MOVIE  
 FAVORITE BASKETBALL MOVE  
 FAVORITE PREGAME MEAL  
 FAVORITE THING TO DO ON THE ROAD  
 SPORT I'D BE PLAYING IF I DIDN'T PLAY BASKETBALL  
 FAVORITE PLACE I'VE VISITED  
 PLACE I'D MOST LIKE TO VISIT  
 DREAM 1-ON-1 MATCHUP  
 FAVORITE MUSICIAN  
 MY ADVICE TO YOUNGSTERS  
 ONE WORD TO DESCRIBE MYSELF  
 WHO INSPIRES ME TO BE BETTER  
 SONG THAT ALWAYS PUTS ME IN A GOOD MOOD  
 MAJOR AT LMU

CHELSEA  
 MAKING THE DECISION TO COMMIT  
 SCORING 50 POINTS IN HIGH SCHOOL  
 ELI SCOTT  
 AMAZING CULTURE AND ATMOSPHERE  
 SUSHI  
 NONE  
 TOP BOY  
 ABE LINCOLN AND MLK  
 IDK  
 FASHIONIST  
 DIFFERENT, UNIQUE  
 KYRIE IRVING  
 DEVIN BOOKER  
 I MAKE MUSIC  
 ABOVE THE RIM  
 HESI TWEEN  
 CHICKEN, EGG, RICE  
 CHILL WITH TEAMMATES, MAKE MUSIC  
 FOOTBALL  
 NEW YORK  
 DUBAI  
 LEBRON  
 NBA YOUNGBOY  
 STAY ON YOUR GRIND, DON'T LISTEN TO THE NEGATIVITY.  
 OUTGOING  
 MY PARENTS  
 MURDER BUSINESS  
 SOCIOLOGY



Season	gp-gs	min/avg	Total		3-Point		F-Throws		Rebounds				Scoring							
			fg-fga	pct	fg-fga	pct	ft-fta	pct	off	def	tot	avg	pf	fo	ast	to	blk	stl	pts	avg
2023-2	17-6	481/28.3	80-187	.428	43-105	.410	41-52	.788	11	52	63	3.7	40	1	19	33	2	11	244	14.4
TOTAL	17-6	481/28.3	80-187	.428	43-105	.410	41-52	.788	11	52	63	3.7	40	1	19	33	2	11	244	14.4

Points	31	CENTRAL ARK. (11/29/23)
	28	vs UNLV (12/09/23)
	21	PACIFIC (01/13/24)
	21	YALE (11/12/23)
	18	DETROIT MERCY (12/18/23)
	18	JACKSON ST. (11/14/23)
Field Goals Made	11	CENTRAL ARK. (11/29/23)
	10	vs UNLV (12/09/23)
Field Goal Attempts	19	vs UNLV (12/09/23)
	15	PACIFIC (01/13/24)
	15	CENTRAL ARK. (11/29/23)
FG Pct (min 5 made)	.750	(6-8) JACKSON ST. (11/14/23)
	.733	(11-15) CENTRAL ARK. (11/29/23)
3-Point Field Goals Made	7	CENTRAL ARK. (11/29/23)
	5	vs UNLV (12/09/23)
3-Point FG Attempts	11	vs UNLV (12/09/23)
	9	at Nevada (12/02/23)
	9	CENTRAL ARK. (11/29/23)
	9	vs Oakland (11/20/23)
3-Pt FG Pct (min 2 made)	.778	(7-9) CENTRAL ARK. (11/29/23)
	.750	(3-4) vs SFA (11/19/23)
Free Throws Made	6	PACIFIC (01/13/24)
	5	SANTA CLARA (01/04/24)
Free Throw Attempts	7	PACIFIC (01/13/24)
	6	at Nevada (12/02/23)
	6	WESTCLIFF (11/07/23)
FT Pct (min 3 made)	1.000	(5-5) SANTA CLARA (01/04/24)
	.857	(6-7) PACIFIC (01/13/24)
Rebounds	6	CENTRAL ARK. (11/29/23)
	6	UTEP (11/25/23)
	6	JACKSON ST. (11/14/23)
Assists	4	vs Oakland (11/20/23)
	3	SANTA CLARA (01/04/24)
	3	CENTRAL ARK. (11/29/23)
Steals	2	#16 COLORADO ST. (12/22/23)
	2	JACKSON ST. (11/14/23)
	2	YALE (11/12/23)
Blocked Shots	1	SAINT MARY'S (CA) (01/06/24)
	1	JACKSON ST. (11/14/23)

Points: 31 [1st], Central Ark. -- 11/29/23  
 Rebounds: 6, Jackson St. -- 11/14/23; UTEP -- 11/25/23; Central Ark. -- 11/29/23  
 Assists: 4 [t-8th], vs Oakland -- 11/20/23  
 Steals: 2 [t-3rd], Yale -- 11/12/23; Jackson St. -- 11/14/23; #16 Colorado St.  
 Blocks: 1 [t-10th], Saint Mary's (CA) -- 01/06/24; Jackson St. -- 11/14/23  
 FG made: 11 [1st], Central Ark. -- 11/29/23  
 FG attempts: 19 [1st], vs UNLV -- 12/09/23  
 3FG made: 7 [2nd], Central Ark. -- 11/29/23  
 3FG attempts: 11 [2nd], vs UNLV -- 12/09/23  
 FT made: 6 [t-4th], Pacific -- 01/13/24  
 FT attempts: 7 [t-5th], Pacific -- 01/13/24

<- LMU CAREER  
 SEASON ->





**LMU Men's Basketball**  
**LMU Combined Team Statistics (as of Jan 14, 2024)**  
**All games**

<b>RECORD:</b>	<b>OVERALL</b>	<b>HOME</b>	<b>AWAY</b>	<b>NEUTRAL</b>
ALL GAMES	8-9	6-5	0-1	2-3
CONFERENCE	1-2	1-2	0-0	0-0
NON-CONFERENCE	7-7	5-3	0-1	2-3

#	Player	gp-gs	min	avg	Total		3-Point		F-Throw		Rebounds				pf dq		a	to blk		stl	pts	avg
					fg-fga	fg%	3fg-fga	3fg%	ft-fa	ft%	off	def	tot	avg	pf	dq		to	blk			
03	HILL, Justice	11-11	292	26.5	40-98	.40	16-43	.37	14-19	.73	7	12	19	1.7	12	0	46	18	1	7	110	10.0
04	JOHNSTON, Will	17-6	427	25.1	54-144	.37	30-82	.36	29-33	.87	6	42	48	2.8	35	0	48	29	1	13	167	9.8
05	WRIGHT, Justin	17-11	428	25.2	68-141	.48	10-34	.29	47-58	.81	9	49	58	3.4	33	0	25	24	1	6	193	11.4
10	TAITZ, Noah	5-0	14	2.8	2-6	.33	1-3	.33	0-0	.00	0	0	0	0.0	1	0	0	0	1	1	5	1.0
13	LEWIS, Lamaj	15-3	154	10.3	12-24	.50	0-4	.00	3-9	.33	10	11	21	1.4	19	0	9	8	1	5	27	1.8
15	THIEMANN, Lars	17-12	338	19.9	34-63	.54	0-0	.00	44-69	.63	24	48	72	4.2	40	1	7	13	15	3	112	6.6
16	McBRIDE, Aaron	15-1	104	6.9	8-15	.53	1-3	.33	2-3	.66	11	7	18	1.2	4	0	6	1	2	4	19	1.3
21	GRAHAM, Michael	17-2	184	10.8	17-30	.56	0-0	.00	4-7	.57	30	36	66	3.9	26	0	3	10	9	1	38	2.2
22	ISSANZA, Rick	10-3	106	10.6	7-12	.58	0-0	.00	3-6	.50	13	26	39	3.9	17	0	1	7	10	0	17	1.7
23	MERKVILADZE, Al	16-16	429	26.8	56-134	.41	19-62	.30	35-50	.70	18	82	100	6.3	31	0	15	21	6	8	166	10.4
34	LEAUPEPE, Keli	16-14	440	27.5	52-124	.41	16-58	.27	29-40	.72	26	53	79	4.9	47	2	17	22	1	13	149	9.3
41	CARNEY, Kevin	1-0	3	3.0	0-1	.00	0-1	.00	0-0	.00	0	0	0	0.0	2	0	0	0	0	0	0	0.0
55	HARRIS, Dominick	17-6	481	28.3	80-187	.42	43-105	.41	41-52	.78	11	52	63	3.7	40	1	19	33	2	11	244	14.4
Team											15	28	43					10				
Total.....		17	3400		430-979	.431	136-395	.342	51-346	.72	180	446	626	36.8	307	4	196	196	50	72	124	73.4
Opponents.....		17	3400		425-999	.42	86-282	.302	38-317	.75	159	396	555	32.6	304	-	205	168	60	106	117	69.1

<b>TEAM STATISTICS</b>	<b>LMU</b>	<b>OPP</b>	<b>Date</b>	<b>Opponent</b>	<b>Score</b>	<b>Att.</b>
SCORING	1247	1174	11/07/23	WESTCLIFF	w 109-68	1430
Points per game	73.4	69.1	11/12/23	YALE	L 80-83	1571
Scoring margin	+4.3	-	11/14/23	JACKSON ST.	w 88-66	1015
FIELD GOALS-ATT	430-979	425-999	11/19/23	vs SFA	L 76-86	0
Field goal pct	.439	.425	11/20/23	vs Oakland	L 69-74	0
3 POINT FG-ATT	136-395	86-282	11/21/23	vs FIU	w 61-60	0
3-point FG pct	.344	.305	11/25/23	UTEP	w 67-47	750
3-pt FG made per gam	8.0	5.1	11/29/23	CENTRAL ARK.	w 90-63	752
FREE THROWS-ATT	251-346	238-317	12/02/23	at Nevada	L 59-73	7851
Free throw pct	.725	.751	12/09/23	vs UNLV	w 78-75	0
F-Throws made per ga	14.8	14.0	12/16/23	vs UC Santa Barbara	L 59-68	0
REBOUNDS	626	555	12/18/23	DETROIT MERCY	w 76-56	926
Rebounds per game	36.8	32.6	12/22/23	#16 COLORADO ST.	L 67-76	1365
Rebounding margin	+4.2	-	12/29/23	TARLETON ST.	L 66-79	818
ASSISTS	196	205	* 01/04/24	SANTA CLARA	L 57-68	958
Assists per game	11.5	12.1	* 01/06/24	SAINT MARY'S (CA)	L 64-68	1566
TURNOVERS	196	168	* 01/13/24	PACIFIC	w 81-64	1122
Turnovers per game	11.5	9.9	* = Conference game			
Turnover margin	-1.6	-				
Assist/turnover ratio	1.0	1.2				
STEALS	72	106				
Steals per game	4.2	6.2				
BLOCKS	50	60				
Blocks per game	2.9	3.5				
ATTENDANCE	12273	7851				
Home games-Avg/Gam	11-1116	1-7851				
Neutral site-Avg/Game	-	5-0				

<b>Score by Periods</b>	<b>1st</b>	<b>2nd</b>	<b>Totals</b>
LMU	603	644	1247
Opponents	573	601	1174

**LMU Men's Basketball**  
**LMU Combined Team Statistics (as of Jan 14, 2024)**  
**Conference games only**

<b>RECORD:</b>	<b>OVERALL</b>	<b>HOME</b>	<b>AWAY</b>	<b>NEUTRAL</b>
ALL GAMES	1-2	1-2	0-0	0-0
CONFERENCE	1-2	1-2	0-0	0-0
NON-CONFERENCE	0-0	0-0	0-0	0-0

##	Player	gp-gs	min	avg	Total		3-Point		F-Throw		Rebounds				pf	dq	a	to	blk	stl	pts	avg
					fg-fga	fg%	3fg-fga	3fg%	ft-fa	ft%	off	def	tot	avg								
04	JOHNSTON, Will	3-3	92	30.7	9-30	.30	5-16	.31	13-15	.86	1	10	11	3.7	8	0	9	6	0	2	36	12.0
05	WRIGHT, Justin	3-0	74	24.7	14-25	.56	1-5	.20	4-7	.57	3	9	12	4.0	9	0	2	4	0	1	33	11.0
10	TAITZ, Noah	3-0	5	1.7	1-2	.50	0-0	.00	0-0	.00	0	0	0	0.0	0	0	0	0	1	0	2	0.7
13	LEWIS, Lamaj	3-0	31	10.3	2-3	.66	0-0	.00	1-2	.50	2	3	5	1.7	4	0	3	0	0	1	5	1.7
15	THIEMANN, Lars	3-1	49	16.3	5-8	.62	0-0	.00	4-9	.44	1	5	6	2.0	4	0	1	1	3	0	14	4.7
16	McBRIDE, Aaron	2-0	8	4.0	0-1	.00	0-0	.00	0-0	.00	0	0	0	0.0	1	0	0	0	0	0	0	0.0
21	GRAHAM, Michael	3-2	39	13.0	4-7	.57	0-0	.00	2-3	.66	8	7	15	5.0	3	0	0	1	0	0	10	3.3
22	ISSANZA, Rick	2-0	13	6.5	0-0	.00	0-0	.00	0-0	.00	0	3	3	1.5	2	0	0	0	1	0	0	0.0
23	MERKVILADZE, Al	3-3	97	32.3	9-23	.39	3-11	.27	7-9	.77	4	22	26	8.7	8	0	3	4	0	0	28	9.3
34	LEAUPEPE, Keli	3-3	89	29.7	9-20	.45	2-8	.25	13-16	.81	9	11	20	6.7	10	1	4	8	1	3	33	11.0
55	HARRIS, Dominick	3-3	103	34.3	13-41	.31	4-17	.23	11-12	.91	2	5	7	2.3	5	0	3	7	1	1	41	13.7
Team											3	4	7					1				
Total.....		3	600		66-160	.41	15-57	.26	55-73	.75	33	79	112	37.3	54	1	25	32	7	8	202	67.3
Opponents.....		3	600		72-177	.40	13-50	.26	43-55	.78	29	70	99	33.0	55	-	37	19	10	16	200	66.7

<b>TEAM STATISTICS</b>	<b>LMU</b>	<b>OPP</b>
SCORING	202	200
Points per game	67.3	66.7
Scoring margin	+0.7	-
FIELD GOALS-ATT	66-160	72-177
Field goal pct	.413	.407
3 POINT FG-ATT	15-57	13-50
3-point FG pct	.263	.260
3-pt FG made per gam	5.0	4.3
FREE THROWS-ATT	55-73	43-55
Free throw pct	.753	.782
F-Throws made per ga	18.3	14.3
REBOUNDS	112	99
Rebounds per game	37.3	33.0
Rebounding margin	+4.3	-
ASSISTS	25	37
Assists per game	8.3	12.3
TURNOVERS	32	19
Turnovers per game	10.7	6.3
Turnover margin	-4.3	-
Assist/turnover ratio	0.8	1.9
STEALS	8	16
Steals per game	2.7	5.3
BLOCKS	7	10
Blocks per game	2.3	3.3
ATTENDANCE	3646	0
Home games-Avg/Gam	3-1215	0-0
Neutral site-Avg/Game	-	0-0

<b>Date</b>	<b>Opponent</b>		<b>Score</b>	<b>Att.</b>
* 01/04/24	SANTA CLARA	L	57-68	958
* 01/06/24	SAINT MARY'S (CA)	L	64-68	1566
* 01/13/24	PACIFIC	W	81-64	1122

\* = Conference game

<b>Score by Periods</b>	<b>1st</b>	<b>2nd</b>	<b>Totals</b>
LMU	97	105	202
Opponents	100	100	200





**LMU Men's Basketball**  
**LMU Season Schedule/Results & Leaders (as of Jan 14, 2024)**  
**All games**

<b>RECORD:</b>	<b>OVERALL</b>	<b>HOME</b>	<b>AWAY</b>	<b>NEUTRAL</b>
ALL GAMES	8-9	6-5	0-1	2-3
CONFERENCE	1-2	1-2	0-0	0-0
NON-CONFERENCE	7-7	5-3	0-1	2-3

<b>Date</b>	<b>Opponent</b>		<b>Score</b>	<b>Att.</b>	<b>High Points</b>	<b>High Rebounds</b>
11/07/23	WESTCLIFF	W	109-68	1430	(18)MERKVILADZE, Alex	(8)JOHNSTON, Will
11/12/23	YALE		80-83	L 1571	(21)HARRIS, Dominick	(5)LEAUPEPE, Keli
						(5)MERKVILADZE, Alex
11/14/23	JACKSON ST.	W	88-66	1015	(23)HILL, Justice	(12)LEAUPEPE, Keli
11/19/23	vs SFA		76-86	L	(24)HILL, Justice	(8)LEAUPEPE, Keli
11/20/23	vs Oakland		69-74	L	(22)JOHNSTON, Will	(7)THIEMANN, Lars
11/21/23	vs FIU	W	61-60		(15)WRIGHT, Justin	(8)WRIGHT, Justin
11/25/23	UTEP	W	67-47	750	(20)WRIGHT, Justin	(9)MERKVILADZE, Alex
11/29/23	CENTRAL ARK.	W	90-63	752	(31)HARRIS, Dominick	(7)WRIGHT, Justin
12/02/23	at Nevada		59-73	L 7851	(15)JOHNSTON, Will	(6)MERKVILADZE, Alex
12/09/23	vs UNLV	W	78-75		(28)HARRIS, Dominick	(9)MERKVILADZE, Alex
12/16/23	vs UC Santa Barbara		59-68	L	(18)MERKVILADZE, Alex	(9)MERKVILADZE, Alex
12/18/23	DETROIT MERCY	W	76-56	926	(19)WRIGHT, Justin	(11)GRAHAM, Michael
12/22/23	#16 COLORADO ST.		67-76	L 1365	(27)JOHNSTON, Will	(5)ISSANZA, Rick
12/29/23	TARLETON ST.		66-79	L 818	(18)WRIGHT, Justin	(5)HARRIS, Dominick
						(5)GRAHAM, Michael
01/04/24	*SANTA CLARA		57-68	L 958	(14)LEAUPEPE, Keli	(9)MERKVILADZE, Alex
01/06/24	*SAINT MARY'S (CA)		64-68	L 1566	(19)JOHNSTON, Will	(7)LEAUPEPE, Keli
01/13/24	*PACIFIC	W	81-64	1122	(22)WRIGHT, Justin	(11)MERKVILADZE, Alex

\* = Conference game

<b>Attendance Summary</b>	<b>Games</b>	<b>Attend</b>	<b>Avg/Game</b>
Home	11	12273	1116
Away	1	7851	7851
Neutral	5	0	0
Total	17	20124	1184



**LMU Men's Basketball**  
**LMU Extended Season Box Score (as of Jan 14, 2024)**  
**All games**

RECORD:	OVERALL	HOME	AWAY	NEUTRAL
ALL GAMES	8-9	6-5	0-1	2-3
CONFERENCE	1-2	1-2	0-0	0-0
NON-CONFERENCE	7-7	5-3	0-1	2-3

#	Player	gp-gs	Total				3-Point			F-Throw			Rebounds			avg	pf	dq	a	a/g	to	to/g	a/to	blk	blk/g	stl	stl/g	pts	avg
			min	avg	fg-fga	fg%	3fg-fga	3fg%	ft-fga	ft%	off	def	tot																
03	HILL, Justice	11-11	292	26.5	40-98	.40	16-43	.37	14-19	.73	7	12	19	1.7	12	0	46	4.18	18	1.64	2.56	1	0.09	70.64	110	10.0			
04	JOHNSTON, Will	17-6	427	25.1	54-144	.37	30-82	.36	29-33	.87	6	42	48	2.8	35	0	48	2.82	29	1.71	1.66	1	0.06	130.76	167	9.8			
05	WRIGHT, Justin	17-11	428	25.2	68-141	.48	10-34	.29	47-58	.81	9	49	58	3.4	33	0	25	1.47	24	1.41	1.04	1	0.06	60.35	193	11.4			
10	TAITZ, Noah	5-0	14	2.8	2-6	.33	1-3	.33	0-0	.00	0	0	0	0.0	1	0	0	0.00	0	0.00	0.00	1	0.20	10.20	5	1.0			
13	LEWIS, Lamaj	15-3	154	10.3	12-24	.50	0-4	.00	3-9	.33	10	11	21	1.4	19	0	9	0.60	8	0.53	1.13	1	0.07	50.33	27	1.8			
15	THIEMANN, Lars	17-12	338	19.9	34-63	.54	0-0	.00	44-69	.63	24	48	72	4.2	40	1	7	0.41	13	0.76	0.54	15	0.88	30.18	112	6.6			
16	McBRIDE, Aaron	15-1	104	6.9	8-15	.53	1-3	.33	2-3	.66	11	7	18	1.2	4	0	6	0.40	1	0.07	6.00	2	0.13	40.27	19	1.3			
21	GRAHAM, Michael	17-2	184	10.8	17-30	.56	0-0	.00	4-7	.57	30	36	66	3.9	26	0	3	0.18	10	0.59	0.30	9	0.53	10.06	38	2.2			
22	ISSANZA, Rick	10-3	106	10.6	7-12	.58	0-0	.00	3-6	.50	13	26	39	3.9	17	0	1	0.10	7	0.70	0.14	10	1.00	00.00	17	1.7			
23	MERKVILADZE, Alex	16-16	429	26.8	56-134	.41	19-62	.30	35-50	.70	18	82	100	6.3	31	0	15	0.94	21	1.31	0.71	6	0.38	80.50	166	10.4			
34	LEAUPEPE, Keli	16-14	440	27.5	52-124	.41	16-58	.27	29-40	.72	26	53	79	4.9	47	2	17	1.06	22	1.38	0.77	1	0.06	130.81	149	9.3			
41	CARNEY, Kevin	1-0	3	3.0	0-1	.00	0-1	.00	0-0	.00	0	0	0	0.0	2	0	0	0.00	0	0.00	0.00	0	0.00	00.00	0	0.0			
55	HARRIS, Dominick	17-6	481	28.3	80-187	.42	43-105	.41	41-52	.78	11	52	63	3.7	40	1	19	1.12	33	1.94	0.58	2	0.12	110.65	244	14.4			
Total.....		17	3400	430-979	.43	136-395	.34	251-346	.72	180	446	626	36.8	307	4	196	11.53	196	11.53	1.53	1.00	50	2.94	724.24	124	73.4			
Opponents.....		17	3400	425-999	.42	86-282	.30	238-317	.75	159	396	555	32.6	304	-	205	12.06	168	9.88	1.22	60	3.53	106.624	117	69.1				

Score by Periods	1st	2nd	Totals
LMU	603	644	1247
Opponents	573	601	1174



**LMU Men's Basketball**  
**LMU Points-Rebounds-Assists (as of Jan 14, 2024)**  
**All games**

				03	04	05	10	13	15	16
Opponent	Date	Score		HILL,JUSTI	JOHNSTON, WRIGHT,JU	TAITZ,NOAH	LEWIS,LAM	THIEMANN, MCBRIDE,A		
WESTCLIFF	11/07/23	109-6 W		11-0-5	11-8-4	14-5-3	DNP	5-4-0	13-7-0	6-3-1
YALE	11/12/23	80-83 L		10-2-2	10-3-4	11-0-1	DNP	0-0-0	13-4-1	0-0-0
JACKSON ST.	11/14/23	88-66 W		23-1-8	10-3-4	6-3-0	DNP	2-2-3	3-10-0	0-1-0
vs SFA	11/19/23	76-86 L		24-2-1	6-4-2	14-2-3	DNP	0-0-0	4-4-0	DNP
vs Oakland	11/20/23	69-74 L		5-1-2	22-4-0	12-1-0	DNP	1-1-0	11-7-2	0-1-0
vs FIU	11/21/23	61-60 W		7-2-2	4-0-2	15-8-0	DNP	DNP	6-4-0	4-5-1
UTEP	11/25/23	67-47 W		6-3-4	3-1-2	20-6-1	DNP	0-1-0	13-4-0	0-2-0
CENTRAL ARK.	11/29/23	90-63 W		6-3-7	3-2-3	9-7-3	0-0-0	2-0-0	12-5-0	0-0-2
at Nevada	12/02/23	59-73 L		5-2-3	15-4-4	0-0-1	DNP	4-1-0	3-3-0	5-3-0
vs UNLV	12/09/23	78-75 W		6-2-7	9-2-2	5-6-0	DNP	0-0-0	13-5-0	0-2-1
vs UC Santa Barbara	12/16/23	59-68 L		7-1-5	3-1-3	7-1-1	DNP	DNP	0-5-0	2-0-0
DETROIT MERCY	12/18/23	76-56 W		DNP	0-0-2	19-3-6	3-0-0	0-2-1	1-4-0	2-0-0
#16 COLORADO ST.	12/22/23	67-76 L		DNP	27-3-3	10-2-3	DNP	6-2-1	1-2-1	0-0-0
TARLETON ST.	12/29/23	66-79 L		DNP	8-2-4	18-2-1	DNP	2-3-1	5-2-2	0-1-1
SANTA CLARA	01/04/24	57-68 L		DNP	8-3-1	0-1-0	0-0-0	5-2-1	2-2-0	0-0-0
SAINT MARY'S (CA)	01/06/24	64-68 L		DNP	19-4-6	11-2-1	2-0-0	0-1-1	8-2-0	0-0-0
PACIFIC	01/13/24	81-64 W		DNP	9-4-2	22-9-1	0-0-0	0-2-1	4-2-1	DNP

				21	22	23	34	41	55
Opponent	Date	Score		GRAHAM,MI	ISSANZA,RI	MERKVILAD	LEAUPEPE,	CARNEY,KE	HARRIS,DO
WESTCLIFF	11/07/23	109-6 W		4-6-0	DNP	18-2-1	15-3-1	0-0-0	12-3-0
YALE	11/12/23	80-83 L		0-1-0	2-3-0	7-5-2	6-5-1	DNP	21-2-0
JACKSON ST.	11/14/23	88-66 W		4-2-0	4-2-0	9-4-1	9-12-4	DNP	18-6-1
vs SFA	11/19/23	76-86 L		2-1-0	DNP	13-3-1	4-8-4	DNP	9-2-0
vs Oakland	11/20/23	69-74 L		0-3-0	DNP	7-6-2	2-3-0	DNP	9-4-4
vs FIU	11/21/23	61-60 W		2-5-0	DNP	9-4-0	7-0-1	DNP	7-4-1
UTEP	11/25/23	67-47 W		2-2-0	DNP	5-9-0	13-4-1	DNP	5-6-2
CENTRAL ARK.	11/29/23	90-63 W		2-4-0	0-3-0	22-6-0	3-5-1	DNP	31-6-3
at Nevada	12/02/23	59-73 L		2-5-0	DNP	2-6-1	10-4-0	DNP	13-5-2
vs UNLV	12/09/23	78-75 W		0-1-0	2-5-1	15-9-1	DNP	DNP	28-5-0
vs UC Santa Barbara	12/16/23	59-68 L		2-1-1	3-8-0	18-9-0	7-2-0	DNP	10-1-2
DETROIT MERCY	12/18/23	76-56 W		6-11-1	6-7-0	10-9-1	11-5-0	DNP	18-5-0
#16 COLORADO ST.	12/22/23	67-76 L		0-4-0	0-5-0	3-2-2	13-4-0	DNP	7-2-0
TARLETON ST.	12/29/23	66-79 L		2-5-1	0-3-0	DNP	16-4-0	DNP	15-5-1
SANTA CLARA	01/04/24	57-68 L		6-6-0	0-1-0	13-9-2	14-6-1	DNP	9-4-3
SAINT MARY'S (CA)	01/06/24	64-68 L		0-1-0	0-2-0	5-6-1	8-7-1	DNP	11-2-0
PACIFIC	01/13/24	81-64 W		4-8-0	DNP	10-11-0	11-7-2	DNP	21-1-0

**LMU Men's Basketball**  
**LMU Overall/Conference Statistics (as of Jan 14, 2024)**  
**All games**

SUMMARY	Overall Statistics										Conference Statistics									
	gp-gs	min/	fg%	3fg%	ft%	r/g	a/g	stl	blk	pts/g	gp-gs	min/	fg%	3fg%	ft%	r/g	a/g	stl	blk	pts/g
HILL, Justice	11-11	26.5	.408	.372	.737	1.7	4.2	7	1	10.0										
JOHNSTON, Will	17-6	25.1	.375	.366	.879	2.8	2.8	13	1	9.8	3-3	30.7	.300	.313	.867	3.7	3.0	2	0	12.0
WRIGHT, Justin	17-11	25.2	.482	.294	.810	3.4	1.5	6	1	11.4	3-0	24.7	.560	.200	.571	4.0	0.7	1	0	11.0
TAITZ, Noah	5-0	2.8	.333	.333	.000	0.0	0.0	1	1	1.0	3-0	1.7	.500	.000	.000	0.0	0.0	0	1	0.7
LEWIS, Lamaj	15-3	10.3	.500	.000	.333	1.4	0.6	5	1	1.8	3-0	10.3	.667	.000	.500	1.7	1.0	1	0	1.7
THIEMANN, Lars	17-12	19.9	.540	.000	.638	4.2	0.4	3	15	6.6	3-1	16.3	.625	.000	.444	2.0	0.3	0	3	4.7
McBRIDE, Aaron	15-1	6.9	.533	.333	.667	1.2	0.4	4	2	1.3	2-0	4.0	.000	.000	.000	0.0	0.0	0	0	0.0
GRAHAM, Michael	17-2	10.8	.567	.000	.571	3.9	0.2	1	9	2.2	3-2	13.0	.571	.000	.667	5.0	0.0	0	0	3.3
ISSANZA, Rick	10-3	10.6	.583	.000	.500	3.9	0.1	0	10	1.7	2-0	6.5	.000	.000	.000	1.5	0.0	0	1	0.0
MERKVILADZE, Alex	16-16	26.8	.418	.306	.700	6.3	0.9	8	6	10.4	3-3	32.3	.391	.273	.778	8.7	1.0	0	0	9.3
LEAUPEPE, Keli	16-14	27.5	.419	.276	.725	4.9	1.1	13	1	9.3	3-3	29.7	.450	.250	.813	6.7	1.3	3	1	11.0
CARNEY, Kevin	1-0	3.0	.000	.000	.000	0.0	0.0	0	0	0.0										
HARRIS, Dominick	17-6	28.3	.428	.410	.788	3.7	1.1	11	2	14.4	3-3	34.3	.317	.235	.917	2.3	1.0	1	1	13.7
Totals	17		.439	.344	.725	36.8	11.5	72	50	73.4	3		.413	.263	.753	37.3	8.3	8	7	67.3
Opponent	17		.425	.305	.751	32.6	12.1	106	60	69.1	3		.407	.260	.782	33.0	12.3	16	10	66.7

SCORING	Overall Statistics								Conference Statistics							
	fg-fga	fg%	3fg-fga	3fg%	ft-fta	ft%	pts	pts/g	fg-fga	fg%	3fg-fga	3fg%	ft-fta	ft%	pts	pts/g
HILL, Justice	40-98	.408	16-43	.372	14-19	.737	110	10.0								
JOHNSTON, Will	54-144	.375	30-82	.366	29-33	.879	167	9.8	9-30	.300	5-16	.313	13-15	.867	36	12.0
WRIGHT, Justin	68-141	.482	10-34	.294	47-58	.810	193	11.4	14-25	.560	1-5	.200	4-7	.571	33	11.0
TAITZ, Noah	2-6	.333	1-3	.333	0-0	.000	5	1.0	1-2	.500	0-0	.000	0-0	.000	2	0.7
LEWIS, Lamaj	12-24	.500	0-4	.000	3-9	.333	27	1.8	2-3	.667	0-0	.000	1-2	.500	5	1.7
THIEMANN, Lars	34-63	.540	0-0	.000	44-69	.638	112	6.6	5-8	.625	0-0	.000	4-9	.444	14	4.7
McBRIDE, Aaron	8-15	.533	1-3	.333	2-3	.667	19	1.3	0-1	.000	0-0	.000	0-0	.000	0	0.0
GRAHAM, Michael	17-30	.567	0-0	.000	4-7	.571	38	2.2	4-7	.571	0-0	.000	2-3	.667	10	3.3
ISSANZA, Rick	7-12	.583	0-0	.000	3-6	.500	17	1.7	0-0	.000	0-0	.000	0-0	.000	0	0.0
MERKVILADZE, Alex	56-134	.418	19-62	.306	35-50	.700	166	10.4	9-23	.391	3-11	.273	7-9	.778	28	9.3
LEAUPEPE, Keli	52-124	.419	16-58	.276	29-40	.725	149	9.3	9-20	.450	2-8	.250	13-16	.813	33	11.0
CARNEY, Kevin	0-1	.000	0-1	.000	0-0	.000	0	0.0								
HARRIS, Dominick	80-187	.428	43-105	.410	41-52	.788	244	14.4	13-41	.317	4-17	.235	11-12	.917	41	13.7
Totals	430-979	.439	136-395	.344	251-346	.725	1247	73.4	66-160	.413	15-57	.263	55-73	.753	202	67.3
Opponent	425-999	.425	86-282	.305	238-317	.751	1174	69.1	72-177	.407	13-50	.260	43-55	.782	200	66.7

TOTALS	Overall Statistics										Conference Statistics									
	o-reb	d-reb	total	pf	fo	a	to	a/to	hi	pts	o-reb	d-reb	total	pf	fo	a	to	a/to	hi	pts
HILL, Justice	7	12	19	12	0	46	18	2.6	24											
JOHNSTON, Will	6	42	48	35	0	48	29	1.7	27		1	10	11	8	0	9	6	1.5	19	
WRIGHT, Justin	9	49	58	33	0	25	24	1.0	22		3	9	12	9	0	2	4	0.5	22	
TAITZ, Noah	0	0	0	1	0	0	0	0.0	3		0	0	0	0	0	0	0	0.0	2	
LEWIS, Lamaj	10	11	21	19	0	9	8	1.1	6		2	3	5	4	0	3	0	0.0	5	
THIEMANN, Lars	24	48	72	40	1	7	13	0.5	13		1	5	6	4	0	1	1	1.0	8	
McBRIDE, Aaron	11	7	18	4	0	6	1	6.0	6		0	0	0	1	0	0	0	0.0	0	
GRAHAM, Michael	30	36	66	26	0	3	10	0.3	6		8	7	15	3	0	0	1	0.0	6	
ISSANZA, Rick	13	26	39	17	0	1	7	0.1	6		0	3	3	2	0	0	0	0.0	0	
MERKVILADZE, Alex	18	82	100	31	0	15	21	0.7	22		4	22	26	8	0	3	4	0.8	13	
LEAUPEPE, Keli	26	53	79	47	2	17	22	0.8	16		9	11	20	10	1	4	8	0.5	14	
CARNEY, Kevin	0	0	0	2	0	0	0	0.0	0											
HARRIS, Dominick	11	52	63	40	1	19	33	0.6	31		2	5	7	5	0	3	7	0.4	21	
Totals	180	446	626	307	4	196	196	1.0	109		33	79	112	54	1	25	32	0.8	81	
Opponent	159	396	555	304	-	205	168	1.2	86		29	70	99	55	-	37	19	1.9	68	



## LMU - TEAM GAME HIGHS

POINTS	109	WESTCLIFF (11/07/23)
	90	CENTRAL ARK. (11/29/23)
	88	JACKSON ST. (11/14/23)
	81	PACIFIC (01/13/24)
	80	YALE (11/12/23)
FIELD GOALS MADE	42	WESTCLIFF (11/07/23)
	29	DETROIT MERCY (12/18/23)
	29	CENTRAL ARK. (11/29/23)
	29	JACKSON ST. (11/14/23)
	29	YALE (11/12/23)
FIELD GOAL ATTEMPTS	73	WESTCLIFF (11/07/23)
	65	CENTRAL ARK. (11/29/23)
FIELD GOAL PERCENTAGE	.575 (42-73)	WESTCLIFF (11/07/23)
	.500 (29-58)	DETROIT MERCY (12/18/23)
3 PT FIELD GOALS MADE	15	JACKSON ST. (11/14/23)
	13	CENTRAL ARK. (11/29/23)
3 PT FG ATTEMPTS	33	JACKSON ST. (11/14/23)
	30	at Nevada (12/02/23)
3 PT FG PERCENTAGE	.500 (13-26)	CENTRAL ARK. (11/29/23)
	.462 (12-26)	#16 COLORADO ST. (12/22/23)
FREE THROWS MADE	23	PACIFIC (01/13/24)
	19	SANTA CLARA (01/04/24)
	19	CENTRAL ARK. (11/29/23)
	19	vs FIU (11/21/23)
FREE THROW ATTEMPTS	30	PACIFIC (01/13/24)
	25	SANTA CLARA (01/04/24)
	25	UTEP (11/25/23)
	25	WESTCLIFF (11/07/23)
FREE THROW PERCENTAGE	.864 (19-22)	CENTRAL ARK. (11/29/23)
	.864 (19-22)	vs FIU (11/21/23)
REBOUNDS	47	DETROIT MERCY (12/18/23)
	47	JACKSON ST. (11/14/23)
ASSISTS	21	JACKSON ST. (11/14/23)
	19	CENTRAL ARK. (11/29/23)
STEALS	10	WESTCLIFF (11/07/23)
	9	JACKSON ST. (11/14/23)
BLOCKED SHOTS	5	SAINT MARY'S (CA) (01/06/24)
	5	vs UNLV (12/09/23)
	5	at Nevada (12/02/23)
TURNOVERS	19	vs FIU (11/21/23)
	17	DETROIT MERCY (12/18/23)
FOULS	27	at Nevada (12/02/23)
	26	WESTCLIFF (11/07/23)

## Opponent - GAME HIGHS

POINTS	86	vs SFA (11/19/23)
	83	YALE (11/12/23)
	79	TARLETON ST. (12/29/23)
	76	#16 COLORADO ST. (12/22/23)
	75	vs UNLV (12/09/23)
FIELD GOALS MADE	32	TARLETON ST. (12/29/23)
	30	#16 COLORADO ST. (12/22/23)
	30	vs UNLV (12/09/23)
FIELD GOAL ATTEMPTS	70	CENTRAL ARK. (11/29/23)
	64	vs FIU (11/21/23)
FIELD GOAL PERCENTAGE	.582 (32-55)	TARLETON ST. (12/29/23)
	.566 (30-53)	#16 COLORADO ST. (12/22/23)
3 PT FIELD GOALS MADE	10	vs Oakland (11/20/23)
	8	vs SFA (11/19/23)
3 PT FG ATTEMPTS	27	CENTRAL ARK. (11/29/23)
	22	vs Oakland (11/20/23)
3 PT FG PERCENTAGE	.625 (5-8)	YALE (11/12/23)
	.455 (10-22)	vs Oakland (11/20/23)
FREE THROWS MADE	24	YALE (11/12/23)
	22	vs SFA (11/19/23)
FREE THROW ATTEMPTS	33	WESTCLIFF (11/07/23)
	30	YALE (11/12/23)
FREE THROW PERCENTAGE	.933 (14-15)	vs Oakland (11/20/23)
	.895 (17-19)	SAINT MARY'S (CA) (01/06/24)
REBOUNDS	47	vs UC Santa Barbara (12/16/23)
	42	SANTA CLARA (01/04/24)
ASSISTS	21	#16 COLORADO ST. (12/22/23)
	18	TARLETON ST. (12/29/23)
STEALS	11	vs FIU (11/21/23)
	10	DETROIT MERCY (12/18/23)
BLOCKED SHOTS	7	vs UNLV (12/09/23)
	7	at Nevada (12/02/23)
TURNOVERS	20	WESTCLIFF (11/07/23)
	14	UTEP (11/25/23)
FOULS	22	WESTCLIFF (11/07/23)
	21	PACIFIC (01/13/24)

## LMU - GAME LOWS

POINTS	57	SANTA CLARA (01/04/24)
	59	at Nevada (12/02/23)
	59	vs UC Santa Barbara (12/16/23)
	61	vs FIU (11/21/23)
	64	SAINT MARY'S (CA) (01/06/24)
FIELD GOALS MADE	17	SANTA CLARA (01/04/24)
	19	vs FIU (11/21/23)
FIELD GOAL ATTEMPTS	47	SAINT MARY'S (CA) (01/06/24)
	48	vs FIU (11/21/23)
FIELD GOAL PERCENTAGE	.298 (17-57)	SANTA CLARA (01/04/24)
	.339 (20-59)	at Nevada (12/02/23)
3 PT FIELD GOALS MADE	4	vs FIU (11/21/23)
	4	TARLETON ST. (12/29/23)
	4	SANTA CLARA (01/04/24)
3 PT FG ATTEMPTS	14	SAINT MARY'S (CA) (01/06/24)
	17	vs UNLV (12/09/23)
	17	DETROIT MERCY (12/18/23)
3 PT FG PERCENTAGE	.174 (4-23)	TARLETON ST. (12/29/23)
	.182 (4-22)	SANTA CLARA (01/04/24)
FREE THROWS MADE	5	vs UC Santa Barbara (12/16/23)
	9	#16 COLORADO ST. (12/22/23)
FREE THROW ATTEMPTS	13	DETROIT MERCY (12/18/23)
	14	at Nevada (12/02/23)
	14	vs UC Santa Barbara (12/16/23)
	14	TARLETON ST. (12/29/23)
FREE THROW PERCENTAGE	.357 (5-14)	vs UC Santa Barbara (12/16/23)
	.600 (9-15)	#16 COLORADO ST. (12/22/23)
REBOUNDS	26	YALE (11/12/23)
	27	#16 COLORADO ST. (12/22/23)
ASSISTS	7	vs FIU (11/21/23)
	7	PACIFIC (01/13/24)
STEALS	0	vs Oakland (11/20/23)
	0	SAINT MARY'S (CA) (01/06/24)
BLOCKED SHOTS	0	vs Oakland (11/20/23)
	1	vs SFA (11/19/23)
	1	SANTA CLARA (01/04/24)
	1	PACIFIC (01/13/24)
TURNOVERS	6	TARLETON ST. (12/29/23)
	8	vs UC Santa Barbara (12/16/23)
	8	SANTA CLARA (01/04/24)
FOULS	12	vs FIU (11/21/23)
	12	CENTRAL ARK. (11/29/23)

## Opponent - GAME LOWS

POINTS	47	UTEP (11/25/23)
	56	DETROIT MERCY (12/18/23)
	60	vs FIU (11/21/23)
	63	CENTRAL ARK. (11/29/23)
	64	PACIFIC (01/13/24)
FIELD GOALS MADE	16	UTEP (11/25/23)
	17	DETROIT MERCY (12/18/23)
FIELD GOAL ATTEMPTS	52	WESTCLIFF (11/07/23)
	53	UTEP (11/25/23)
	53	#16 COLORADO ST. (12/22/23)
FIELD GOAL PERCENTAGE	.283 (17-60)	DETROIT MERCY (12/18/23)
	.302 (16-53)	UTEP (11/25/23)
3 PT FIELD GOALS MADE	2	UTEP (11/25/23)
	2	at Nevada (12/02/23)
3 PT FG ATTEMPTS	8	YALE (11/12/23)
	8	at Nevada (12/02/23)
3 PT FG PERCENTAGE	.118 (2-17)	UTEP (11/25/23)
	.188 (3-16)	vs FIU (11/21/23)
	.188 (3-16)	SAINT MARY'S (CA) (01/06/24)
FREE THROWS MADE	3	vs FIU (11/21/23)
	8	CENTRAL ARK. (11/29/23)
	8	vs UNLV (12/09/23)
	8	vs UC Santa Barbara (12/16/23)
FREE THROW ATTEMPTS	6	vs FIU (11/21/23)
	9	CENTRAL ARK. (11/29/23)
FREE THROW PERCENTAGE	.500 (3-6)	vs FIU (11/21/23)
	.636 (21-33)	WESTCLIFF (11/07/23)
REBOUNDS	23	PACIFIC (01/13/24)
	25	#16 COLORADO ST. (12/22/23)
ASSISTS	3	WESTCLIFF (11/07/23)
	6	DETROIT MERCY (12/18/23)
STEALS	1	TARLETON ST. (12/29/23)
	3	#16 COLORADO ST. (12/22/23)
BLOCKED SHOTS	1	PACIFIC (01/13/24)
	2	JACKSON ST. (11/14/23)
	2	vs Oakland (11/20/23)
	2	vs FIU (11/21/23)
	2	CENTRAL ARK. (11/29/23)
TURNOVERS	4	SAINT MARY'S (CA) (01/06/24)
	5	at Nevada (12/02/23)
FOULS	15	at Nevada (12/02/23)
	15	vs UC Santa Barbara (12/16/23)





## LMU - INDIVIDUAL GAME HIGHS

Points	31	HARRIS, Dominick vs Central Ark. (11/29/23)
	28	HARRIS, Dominick vs UNLV (12/09/23)
	27	JOHNSTON, Will vs #16 Colorado St. (12/22/23)
	24	HILL, Justice vs SFA (11/19/23)
	23	HILL, Justice vs Jackson St. (11/14/23)
Field Goals Made	11	HARRIS, Dominick vs Central Ark. (11/29/23)
	10	WRIGHT, Justin vs Pacific (01/13/24)
	10	HARRIS, Dominick vs UNLV (12/09/23)
Field Goal Att.	19	HARRIS, Dominick vs UNLV (12/09/23)
	16	JOHNSTON, Will vs #16 Colorado St. (12/22/23)
FG Pct (min 5 made)	.833 (5-6)	THIEMANN, Lars vs Westcliff (11/07/23)
	.750 (6-8)	HARRIS, Dominick vs Jackson St. (11/14/23)
3-Point FG Made	8	JOHNSTON, Will vs #16 Colorado St. (12/22/23)
	7	HARRIS, Dominick vs Central Ark. (11/29/23)
3-Point FG Att.	12	JOHNSTON, Will vs #16 Colorado St. (12/22/23)
	11	HARRIS, Dominick vs UNLV (12/09/23)
3-Pt FG Pct (min 2 made)	1.000 (2-2)	WRIGHT, Justin vs Oakland (11/20/23)
	.833 (5-6)	HILL, Justice vs Jackson St. (11/14/23)
Free Throws Made	9	THIEMANN, Lars vs UTEP (11/25/23)
	7	JOHNSTON, Will vs Saint Mary's (CA) (01/06/24)
	7	WRIGHT, Justin vs FIU (11/21/23)
Free Throw Att.	10	THIEMANN, Lars vs UTEP (11/25/23)
	8	LEAUPEPE, Keli vs Santa Clara (01/04/24)
	8	MERKVILADZE, Alex vs UNLV (12/09/23)
	8	THIEMANN, Lars vs Central Ark. (11/29/23)
FT Pct (min 3 made)	1.000 (7-7)	JOHNSTON, Will vs Saint Mary's (CA) (01/06/24)
	1.000 (7-7)	WRIGHT, Justin vs FIU (11/21/23)
	1.000 (6-6)	MERKVILADZE, Alex vs Central Ark. (11/29/23)
	1.000 (6-6)	JOHNSTON, Will vs Oakland (11/20/23)
	1.000 (6-6)	HILL, Justice vs SFA (11/19/23)
	1.000 (6-6)	LEAUPEPE, Keli vs Jackson St. (11/14/23)
	1.000 (5-5)	HARRIS, Dominick vs Santa Clara (01/04/24)
	1.000 (5-5)	WRIGHT, Justin vs Detroit Mercy (12/18/23)
	1.000 (4-4)	LEAUPEPE, Keli vs Pacific (01/13/24)
	1.000 (4-4)	MERKVILADZE, Alex vs Pacific (01/13/24)
	1.000 (4-4)	THIEMANN, Lars vs FIU (11/21/23)
	1.000 (3-3)	LEAUPEPE, Keli at Nevada (12/02/23)
Rebounds	12	LEAUPEPE, Keli vs Jackson St. (11/14/23)
	11	MERKVILADZE, Alex vs Pacific (01/13/24)
	11	GRAHAM, Michael vs Detroit Mercy (12/18/23)
Assists	8	HILL, Justice vs Jackson St. (11/14/23)
	7	HILL, Justice vs UNLV (12/09/23)
	7	HILL, Justice vs Central Ark. (11/29/23)
Steals	3	JOHNSTON, Will vs Westcliff (11/07/23)
	3	HILL, Justice vs Westcliff (11/07/23)
Blocked Shots	2	THIEMANN, Lars vs Saint Mary's (CA) (01/06/24)
	2	GRAHAM, Michael vs Tarleton St. (12/29/23)
	2	ISSANZA, Rick vs #16 Colorado St. (12/22/23)
	2	ISSANZA, Rick vs UNLV (12/09/23)
	2	GRAHAM, Michael at Nevada (12/02/23)
	2	THIEMANN, Lars vs UTEP (11/25/23)
	2	THIEMANN, Lars vs FIU (11/21/23)
	2	THIEMANN, Lars vs Jackson St. (11/14/23)
	2	ISSANZA, Rick vs Yale (11/12/23)
Turnovers	6	HILL, Justice vs FIU (11/21/23)
	5	HARRIS, Dominick vs SFA (11/19/23)
Fouls	5	LEAUPEPE, Keli vs Pacific (01/13/24)
	5	LEAUPEPE, Keli at Nevada (12/02/23)
	5	THIEMANN, Lars at Nevada (12/02/23)
	5	HARRIS, Dominick vs Westcliff (11/07/23)
Minutes	38	HARRIS, Dominick vs Pacific (01/13/24)
	37	HARRIS, Dominick vs Tarleton St. (12/29/23)
	36	LEAUPEPE, Keli vs Tarleton St. (12/29/23)
	36	LEAUPEPE, Keli vs UTEP (11/25/23)
	35	LEAUPEPE, Keli vs Santa Clara (01/04/24)
	35	MERKVILADZE, Alex vs Santa Clara (01/04/24)
	35	JOHNSTON, Will vs Tarleton St. (12/29/23)
	35	MERKVILADZE, Alex vs UNLV (12/09/23)

## OPPONENT INDIVIDUAL GAME HIGHS

Points	33	Ken Evans vs Jackson St. (11/14/23)
	28	Bez Mbeng vs Yale (11/12/23)
	25	Ajay Mitchell vs UC Santa Barbara (12/16/23)
	25	AJ Cajuste vs SFA (11/19/23)
	24	KiAndre Gaddy vs Tarleton St. (12/29/23)
Field Goals Made	11	KiAndre Gaddy vs Tarleton St. (12/29/23)
	11	Ken Evans vs Jackson St. (11/14/23)
Field Goal Att.	21	Ajay Mitchell vs UC Santa Barbara (12/16/23)
	19	Ken Evans vs Jackson St. (11/14/23)
FG Pct (min 5 made)	.900 (9-10)	Nique Clifford vs #16 Colorado St. (12/22/23)
	.700 (7-10)	Jarod Lucas at Nevada (12/02/23)
3-Point FG Made	5	Adama Bal vs Santa Clara (01/04/24)
	5	Tucker Anderson vs Central Ark. (11/29/23)
	5	Jack Gohlke vs Oakland (11/20/23)
3-Point FG Att.	13	Jack Gohlke vs Oakland (11/20/23)
	10	Ryan Hurst vs Detroit Mercy (12/18/23)
	10	Tucker Anderson vs Central Ark. (11/29/23)
3-Pt FG Pct (min 2 made)	1.000 (2-2)	Nique Clifford vs #16 Colorado St. (12/22/23)
	1.000 (2-2)	Bez Mbeng vs Yale (11/12/23)
	1.000 (2-2)	Korey Hess vs Westcliff (11/07/23)
Free Throws Made	11	AJ Cajuste vs SFA (11/19/23)
	9	Augustas Marciulioni vs Saint Mary's (CA) (01/06/24)
Free Throw Att.	12	AJ Cajuste vs SFA (11/19/23)
	9	Augustas Marciulioni vs Saint Mary's (CA) (01/06/24)
FT Pct (min 3 made)	1.000 (9-9)	Augustas Marciulioni vs Saint Mary's (CA) (01/06/24)
	1.000 (7-7)	Ken Evans vs Jackson St. (11/14/23)
	1.000 (6-6)	Devon Barnes vs Tarleton St. (12/29/23)
	1.000 (6-6)	Jamail Pink vs Detroit Mercy (12/18/23)
	1.000 (6-6)	Nick Davidson at Nevada (12/02/23)
	1.000 (6-6)	Bez Mbeng vs Yale (11/12/23)
	1.000 (4-4)	Otis Frazier III vs UTEP (11/25/23)
	1.000 (4-4)	Chris Conway vs Oakland (11/20/23)
	1.000 (4-4)	August Mahoney vs Yale (11/12/23)
	1.000 (4-4)	Matt Knowing vs Yale (11/12/23)
	1.000 (3-3)	Greg Outlaw vs Pacific (01/13/24)
	1.000 (3-3)	Nique Clifford vs #16 Colorado St. (12/22/23)
	1.000 (3-3)	Marcus Tankersley vs Detroit Mercy (12/18/23)
	1.000 (3-3)	Johannes Kirsipuu vs Central Ark. (11/29/23)
	1.000 (3-3)	Trey Townsend vs Oakland (11/20/23)
	1.000 (3-3)	Jack Gohlke vs Oakland (11/20/23)
	1.000 (3-3)	Frank Staine vs SFA (11/19/23)
	1.000 (3-3)	Justin Boateng vs Westcliff (11/07/23)
Rebounds	12	KiAndre Gaddy vs Tarleton St. (12/29/23)
	11	Ariel Bland vs UC Santa Barbara (12/16/23)
Assists	8	Emmanuel Innocenti vs Tarleton St. (12/29/23)
	8	Dedan Thomas Jr. vs UNLV (12/09/23)
Steals	5	Jaden Grant vs FIU (11/21/23)
	4	Javion Guy-King vs Central Ark. (11/29/23)
	4	Arturo Dean vs FIU (11/21/23)
Blocked Shots	5	Kalib Boone vs UNLV (12/09/23)
	3	Harry Wessels vs Saint Mary's (CA) (01/06/24)
	3	Lue Williams vs Tarleton St. (12/29/23)
Turnovers	4	Jackie Johnson III vs UNLV (12/09/23)

LMU 109, WESTCLIFF

GAME #1: NOV. 7, 2023 • GERSTEN PAVILION • LOS ANGELES, CA

Westcliff 68 • 0-1

#	Player	Total		3-Ptr		Rebounds			PF	TP	A	TO	Blk	Stl	Min
		FG-FGA	FG-FGA	FT-FTA	FT-FTA	Off	Def	Tot							
04	Adolfo Thomas	* 1-4	0-0	0-0	0-0	0	0	0	3	2	1	3	0	0	12
10	Rayven Turner	* 1-5	0-2	2-2	0	3	3	1	4	0	2	1	1	1	27
11	Jamal Briscoe	* 4-7	0-3	5-6	0	5	5	0	13	1	4	0	2	2	27
23	Marques Sales	* 2-4	1-2	2-3	1	3	4	2	7	0	2	0	0	0	15
24	John Duff	* 4-11	1-6	3-7	2	3	5	4	12	0	1	2	2	2	29
02	Justin Boateng	5-11	0-0	3-3	0	1	1	4	13	1	1	0	1	1	30
05	Cameron Snyder	1-5	1-3	1-3	1	0	1	2	4	0	2	0	0	0	18
12	Korey Hess	3-3	2-3	3-5	0	4	4	0	11	0	3	0	0	0	20
22	Rodney Guillory	0-1	0-1	1-2	0	1	1	1	1	0	1	0	0	0	10
40	Marius Ntwari	0-1	0-0	1-2	0	0	0	5	1	0	0	0	0	0	12
Team															
Totals		21-52	5-19	21-33	6	20	26	22	68	3	20	3	6	200	

FG % 1st Half: 11-26 42.3% 2nd half: 10-26 38.5% Game: 21-52 40.4%  
 3FG % 1st Half: 3-5 60.0% 2nd half: 2-14 14.3% Game: 5-19 26.3%  
 FT % 1st Half: 9-15 60.0% 2nd half: 12-18 66.7% Game: 21-33 63.6%

Deadball  
Rebounds  
6,2

LMU 109 • 1-0,0-0 WCC

#	Player	Total		3-Ptr		Rebounds			PF	TP	A	TO	Blk	Stl	Min
		FG-FGA	FG-FGA	FT-FTA	Off	Def	Tot								
23	MERKVILADZE, Alex	f	8-12	2-5	0-0	0	2	2	2	18	1	0	1	1	21
34	LEAUEPE, Keli	f	6-10	2-5	1-2	0	3	3	4	15	1	0	0	0	22
15	THIEMANN, Lars	c	5-6	0-0	3-5	3	4	7	3	13	0	1	0	1	18
03	HILL, Justice	g	5-9	1-3	0-0	0	0	0	0	11	5	0	0	3	22
05	WRIGHT, Justin	g	5-9	0-1	4-5	0	5	5	2	14	3	3	0	1	25
04	JOHNSTON, Will	g	4-9	2-4	1-2	1	7	8	4	11	4	3	1	3	23
13	LEWIS, Lamaj		2-6	0-2	1-3	1	3	4	1	5	0	2	0	1	21
16	McBRIDE, Aaron		2-3	0-0	2-2	2	1	3	1	6	1	0	1	0	13
21	GRAHAM, Michael		2-2	0-0	0-0	4	2	6	2	4	0	0	0	0	13
41	CARNEY, Kevin		0-1	0-1	0-0	0	0	0	2	0	0	0	0	0	3
55	HARRIS, Dominick		3-6	2-4	4-6	0	3	3	5	12	0	1	0	0	19
	Team					1	1	2							
	Totals		42-73	9-25	16-25	12	31	43	26	109	15	10	3	10	200

FG % 1st Half: 18-32 56.3% 2nd half: 24-41 58.5% Game: 42-73 57.5%  
 3FG % 1st Half: 5-14 35.7% 2nd half: 4-11 36.4% Game: 9-25 36.0%  
 FT % 1st Half: 5-11 45.5% 2nd half: 11-14 78.6% Game: 16-25 64.0%

Deadball  
Rebounds  
6

Officials: Michael Reed, Ray Natili, Verne Harris  
 Technical fouls: Westcliff-None. LMU-HILL, Justice.  
 Attendance: 1430  
 2023-24 Men's Basketball. Round: 0. LMU (CA) vs Westcliff. Played at Albert Ge

Score by periods	1st	2nd	Total
Westcliff	34	34	68
LMU	46	63	109

YALE 83, LMU 80

GAME #2: NOV. 12, 2023 • GERSTEN PAVILION • LOS ANGELES, CA

Yale 83 • 2-1,0-0 Ivy League

#	Player	Total			3-Ptr			Rebounds			PF	TP	A	TO	Blk	Stl	Min
		FG-FGA	FG-FGA	FT-FTA	Off	Def	Tot										
01	Danny Wolf	f	3-8	1-1	2-2	1	6	7	5	9	1	3	1	0	0	27	
22	Matt Knowling	f	7-13	0-0	4-4	0	4	4	0	18	0	1	2	3	31		
02	Bez Mbeng	g	10-15	2-2	6-6	0	4	4	2	28	1	0	0	1	33		
03	August Mahoney	g	1-2	0-1	4-4	0	4	4	4	6	2	0	0	0	19		
04	John Poulakidas	g	2-4	2-3	4-7	0	0	0	0	10	0	3	0	0	33		
14	Casey Simmons		1-2	0-0	2-4	1	2	3	1	4	0	0	0	0	12		
24	Yassine Gharram		2-4	0-0	1-1	0	4	4	1	5	1	0	0	0	23		
42	Nick Townsend		1-7	0-1	1-2	2	1	3	3	3	3	0	0	0	22		
	Team					4	1	5				2					
	Totals		27-55	5-8	24-30	8	26	34	16	83	8	9	3	4	200		

FG % 1st Half: 16-30 53.3% 2nd half: 11-25 44.0% Game: 27-55 49.1%  
 3FG % 1st Half: 4-6 66.7% 2nd half: 1-2 50.0% Game: 5-8 62.5%  
 FT % 1st Half: 10-13 76.9% 2nd half: 14-17 82.4% Game: 24-30 80.0%

Deadball  
Rebounds  
5,2

LMU 80 • 1-1,0-0 WCC

#	Player	Total		3-Ptr		Rebounds			PF	TP	A	TO	Blk	Stl	Min
		FG-FGA	FG-FGA	FT-FTA	FT-FTA	Off	Def	Tot							
23	MERKVILADZE, Alex	f 3-8	0-3	1-1	1	4	5	1	7	2	1	1	0	1	22
34	LEAUEPE, Keli	f 2-9	0-2	2-4	1	4	5	4	6	1	1	0	0	0	29
15	THIEMANN, Lars	c 4-5	0-0	5-7	1	3	4	3	13	1	2	1	0	0	22
03	HILL, Justice	g 4-7	2-4	0-0	1	1	2	2	10	2	2	0	0	0	23
05	WRIGHT, Justin	g 3-7	2-3	3-4	0	0	0	2	11	1	0	0	0	0	24
04	JOHNSTON, Will	g 4-8	2-5	0-0	1	2	3	3	10	4	0	0	1	1	24
13	LEWIS, Lamaj	0-0	0-0	0-0	0	0	0	2	0	0	0	0	0	0	5
16	McBRIDE, Aaron	0-1	0-1	0-0	0	0	0	0	0	0	0	0	0	0	4
21	GRAHAM, Michael	0-0	0-0	0-0	0	1	1	2	0	0	1	0	0	0	6
22	ISSANZA, Rick	1-1	0-0	0-0	0	3	3	2	2	0	1	2	0	1	12
55	HARRIS, Dominick	8-13	3-7	2-2	0	2	2	3	21	0	1	0	2	2	29
Team															
Totals		29-59	9-25	13-18	5	21	26	24	80	11	9	4	200		

FG % 1st Half: 16-30 53.3% 2nd half: 13-29 44.8% Game: 29-59 49.2%  
 3FG % 1st Half: 5-14 35.7% 2nd half: 4-11 36.4% Game: 9-25 36.0%  
 FT % 1st Half: 6-9 66.7% 2nd half: 7-9 77.8% Game: 13-18 72.2%

Deadball  
Rebounds  
2

Officials: Brad Ferrie, Jan Caldwell, Scott Brown  
 Technical fouls: Yale-Bez Mbeng. LMU-None.  
 Attendance: 1571  
 2023-24 Men's Basketball. Round: 0. LMU (CA) vs Yale. Played at Albert Gersten

Score by periods	1st	2nd	Total
Yale	46	37	83
LMU	43	37	80

LMU 88, JACKSON STATE 66

GAME #3: NOV. 14, 2023 • GERSTEN PAVILION • LOS ANGELES, CA

Jackson St. 66 • 0-4,0-0 SWAC

#	Player	Total		3-Ptr		Rebounds			PF	TP	A	TO	Blk	Stl	Min
		FG-FGA	FG-FGA	FT-FTA	FT-FTA	Off	Def	Tot							
13	Romelle Mansel	f 0-4	0-0	2-3	0	2	2	2	2	0	1	1	0	0	12
23	Jordan O'Neal	f 4-5	0-0	2-3	1	1	2	2	10	3	1	0	0	0	23
02	Ken Evans	g 11-19	4-7	7-7	0	5	5	3	33	1	2	0	2	34	
04	Coltie Young	g 2-7	1-6	0-1	1	2	3	2	5	0	2	0	0	0	28
10	Chase Adams	g 2-7	0-0	0-0	0	0	0	2	4	3	1	0	1	1	22
00	Kejuan Johnson	0-1	0-0	2-2	1	2	3	1	2	2	1	0	1	1	15
01	Zeke Cook	0-5	0-1	0-0	1	4	5	2	0	2	2	0	1	1	25
05	Keiveon Hunt	2-5	0-2	0-0	1	3	4	3	4	2	1	0	2	18	
11	Keionte Cornelius	2-5	0-2	1-2	0	1	1	1	5	0	0	0	0	0	12
32	Treyon Johnson	0-2	0-0	1-2	1	2	3	2	1	0	1	1	0	1	11
Team															
Totals		23-60	5-18	15-20	6	25	31	20	66	13	12	2	7	200	

FG % 1st Half: 8-30 26.7% 2nd half: 15-30 50.0% Game: 23-60 38.3%  
 3FG % 1st Half: 0-8 0.0% 2nd half: 5-10 50.0% Game: 5-18 27.8%  
 FT % 1st Half: 8-10 80.0% 2nd half: 7-10 70.0% Game: 15-20 75.0%

Deadball  
Rebounds  
1,1

LMU 88 • 2-1,0-0 WCC

#	Player	Total		3-Ptr		Rebounds			PF	TP	A	TO	Blk	Stl	Min
		FG-FGA	FG-FGA	FT-FTA	FT-FTA	Off	Def	Tot							
23	MERKVILADZE, Alex	f	3-7	2-6	1-3	0	4	4	4	9	1	2	0	0	23
34	LEAUEPE, Keli	f	1-9	1-6	6-6	5	7	12	2	9	4	0	0	2	32
15	THIEMANN, Lars	c	1-1	0-0	1-2	2	8	10	2	3	0	1	2	0	21
03	HILL, Justice	g	8-12	5-6	2-4	0	1	1	0	23	8	2	0	1	30
05	WRIGHT, Justin		2-6	1-2	1-2	1	2	3	0	6	0	1	0	1	17
04	JOHNSTON, Will		3-9	2-7	2-2	1	2	3	1	10	4	2	0	1	22
13	LEWIS, Lamaj		1-2	0-0	0-2	1	1	2	2	2	3	2	0	2	11
26	McBRIDE, Aaron		0-0	0-0	0-1	1	0	1	0	0	0	0	0	1	2
21	GRAHAM, Michael		2-2	0-0	0-0	0	2	2	3	4	0	1	0	0	11
22	ISSANZA, Rick		2-3	0-0	0-0	0	2	2	1	4	0	1	0	1	8
55	HARRIS, Dominick		6-8	4-6	2-2	1	5	6	4	18	1	1	1	2	23
	Team					0	1	1							
Totals			29-59	15-33	15-24	12	35	47	19	88	21	13	3	9	200



## 2023-24 LMU GAME NOTES

## 2023-24 BOX SCORES

### OAKLAND 74, LMU 69

GAME #5: NOV. 20, 2023 • CAYMAN ISLANDS CLASSIC

#### Oakland 74 • 2-3,0-0 Horizon

#	Player	Total		3-Ptr	Rebounds			PF	TP	A	TO	Blk	Stl	Min
		FG-FGA	FG-FGA		Off	Def	Tot							
02	Chris Conway	f	2-6	0-0	4-4	1	2	3	5	8	1	0	0	19
04	Trey Townsend	f	6-14	3-4	3-3	1	7	8	0	18	3	1	0	34
00	Rocket Watts	g	5-12	1-3	2-3	0	2	2	1	13	4	2	0	27
03	Jack Gohlke	g	5-13	5-13	3-3	0	2	2	2	18	1	1	0	37
07	Isaiah Jones	g	2-3	1-1	2-2	1	6	7	4	7	1	1	0	24
10	DQ Cole		2-5	0-1	0-0	2	1	3	2	4	2	2	0	23
12	Tuburu Naivalurua		1-4	0-0	0-0	1	4	5	2	2	0	0	1	13
13	Osei Price		0-0	0-0	0-0	1	0	1	1	0	0	0	0	4
15	Aundre Polk		1-1	0-0	0-0	0	0	0	2	2	0	1	1	0
21	Tone Hunter		1-1	0-0	0-0	0	1	1	1	2	1	0	0	16
	Team					4	1	5						
	Totals		25-59	10-22	14-15	11	26	37	20	74	13	8	2	200

FG % 1st Half: 15-26 57.7% 2nd half: 10-33 30.3% Game: 25-59 42.4% Deadball Rebounds 0  
3FG % 1st Half: 7-13 53.8% 2nd half: 3-9 33.3% Game: 10-22 45.5%  
FT % 1st Half: 7-8 87.5% 2nd half: 7-7 100.0% Game: 14-15 93.3%

#### LMU 69 • 2-3,0-0 WCC

#	Player	Total		3-Ptr	Rebounds			PF	TP	A	TO	Blk	Stl	Min
		FG-FGA	FG-FGA		Off	Def	Tot							
23	MERKVILADZE, Alex	f	1-6	0-3	5-6	2	4	6	0	7	2	1	0	27
34	LEAUPEPE, Keli	f	1-6	0-5	0-0	1	2	3	3	2	0	1	0	20
15	THIEMANN, Lars	c	4-10	0-0	3-6	2	5	7	2	11	2	1	0	31
03	HILL, Justice	g	2-4	1-3	0-0	1	0	1	2	5	2	2	0	25
05	WRIGHT, Justin	g	4-5	2-2	2-2	0	1	1	1	12	0	1	0	19
04	JOHNSTON, Will		6-10	4-7	6-6	1	3	4	3	22	0	0	0	27
13	LEWIS, Lamaj		0-1	0-0	1-2	0	1	1	1	1	0	1	0	12
16	McBRIDE, Aaron		0-0	0-0	0-0	1	0	1	0	0	0	0	0	3
21	GRAHAM, Michael		0-0	0-0	0-0	0	3	3	2	0	0	0	0	7
55	HARRIS, Dominick		3-11	2-9	1-1	0	4	4	2	9	4	1	0	29
	Team					1	1	2						
	Totals		21-53	9-29	18-23	9	24	33	16	69	10	9	0	200

FG % 1st Half: 13-31 41.9% 2nd half: 8-22 36.4% Game: 21-53 39.6% Deadball Rebounds 2  
3FG % 1st Half: 5-18 27.8% 2nd half: 4-11 36.4% Game: 9-29 31.0%  
FT % 1st Half: 4-6 66.7% 2nd half: 14-17 82.4% Game: 18-23 78.3%

Officials: Mike Luckie,Paul Szelc,Tony Chiazza  
Technical fouls: Oakland-DQ Cole. LMU-None.  
Attendance:  
2023-24 Men's Basketball. Round: 0. LMU (CA) vs Oakland. Played at John Gray G

Score by periods	1st	2nd	Total
Oakland	44	30	74
LMU	35	34	69

### LMU 61, FIU 60

GAME #6: NOV. 21, 2023 • CAYMAN ISLANDS CLASSIC

#### LMU 61 • 3-3,0-0 WCC

#	Player	Total		3-Ptr	Rebounds			PF	TP	A	TO	Blk	Stl	Min
		FG-FGA	FG-FGA		Off	Def	Tot							
23	MERKVILADZE, Alex	f	3-8	1-3	2-3	1	3	4	1	9	0	1	0	21
34	LEAUPEPE, Keli	f	2-4	1-1	2-2	0	0	0	4	7	1	1	0	21
15	THIEMANN, Lars	c	1-1	0-0	4-4	1	3	4	3	6	0	1	2	27
03	HILL, Justice	g	3-9	1-5	0-0	1	1	2	0	7	2	6	1	28
05	WRIGHT, Justin	g	4-10	0-3	7-7	0	8	8	3	15	0	2	0	30
04	JOHNSTON, Will		1-5	0-3	2-2	0	0	0	1	4	2	4	0	1
16	McBRIDE, Aaron		2-2	0-0	0-0	4	1	5	0	4	1	0	0	16
21	GRAHAM, Michael		1-2	0-0	0-0	2	3	5	0	2	0	1	1	0
55	HARRIS, Dominick		2-7	1-4	2-4	1	3	4	0	7	1	3	0	24
	Team					2	3	5						
	Totals		19-48	4-19	19-22	12	25	37	12	61	7	19	4	200

FG % 1st Half: 13-25 52.0% 2nd half: 6-23 26.1% Game: 19-48 39.6% Deadball Rebounds 2  
3FG % 1st Half: 4-10 40.0% 2nd half: 0-9 0.0% Game: 4-19 21.1%  
FT % 1st Half: 11-12 91.7% 2nd half: 8-10 80.0% Game: 19-22 86.4%

#### FIU 60 • 1-6,0-0 CUSA

#	Player	Total		3-Ptr	Rebounds			PF	TP	A	TO	Blk	Stl	Min
		FG-FGA	FG-FGA		Off	Def	Tot							
21	Jonathan Aybar	f	5-8	0-1	1-2	1	3	4	3	11	0	2	1	0
04	Seth Pinkney	c	3-4	0-1	1-2	2	3	5	4	7	3	1	1	0
01	Dashon Gittens	g	9-15	1-3	0-0	1	2	3	2	19	2	2	0	1
02	Arturo Dean	g	4-15	1-1	1-2	0	0	0	2	10	4	3	0	4
23	Petar Krivokapic	g	2-3	0-1	0-0	0	0	0	1	4	0	0	0	0
03	Javaunte Hawkins		1-6	1-5	0-0	1	2	3	0	3	1	1	0	0
05	Jaidon Lipscomb		0-1	0-1	0-0	0	0	0	0	0	0	0	0	0
11	Jayden Brewer		0-1	0-1	0-0	0	0	0	0	0	0	0	0	0
12	Dante Wilcox		0-0	0-0	0-0	0	0	0	1	0	0	1	0	0
24	Jaden Grant		0-1	0-0	0-0	1	2	3	1	0	0	0	0	5
31	George Priddett Jr.		0-3	0-2	0-0	1	1	2	0	0	1	0	0	1
33	Mohamed Sanogo		3-7	0-0	0-0	2	2	4	4	6	1	1	0	0
	Team					4	3	7						
	Totals		27-64	3-16	3-6	13	18	31	18	60	12	11	2	11

FG % 1st Half: 13-30 43.3% 2nd half: 14-34 41.2% Game: 27-64 42.2% Deadball Rebounds 2  
3FG % 1st Half: 2-10 20.0% 2nd half: 1-6 16.7% Game: 3-16 18.8%  
FT % 1st Half: 2-4 50.0% 2nd half: 1-2 50.0% Game: 3-6 50.0%

Officials: Mark Riggs,Tony Chiazza,Paul Szelc  
Technical fouls: LMU-None. FIU-None.  
Attendance:  
2023-24 Men's Basketball. Round: 0. FIU vs LMU (CA). Played at John Gray Gymna

Score by periods	1st	2nd	Total
LMU	41	20	61
FIU	30	30	60

### LMU 67, UTEP 47

GAME #7: NOV. 25, 2023 • GERSTEN PAVILION • LOS ANGELES, CA

#### UTEP 47 • 5-2,0-0 CUSA

#	Player	Total		3-Ptr	Rebounds			PF	TP	A	TO	Blk	Stl	Min
		FG-FGA	FG-FGA		Off	Def	Tot							
13	Calvin Solomon	f	2-5	0-0	3-5	1	2	3	2	7	0	2	1	1
23	Otis Frazier III	f	0-5	0-3	4-4	0	2	2	1	4	2	0	0	1
04	Kevin Kalu	f	0-2	0-0	0-0	1	6	7	4	0	0	1	2	1
00	Zid Powell	g	3-9	0-1	3-6	2	4	6	4	9	2	4	0	1
02	Jae Hardy	g	4-10	1-4	3-4	0	3	3	2	12	0	1	0	1
01	Ton Dos Anjos		0-2	0-2	0-0	1	0	1	1	0	0	1	0	1
04	Corey Camper Jr.		2-8	1-4	0-0	0	3	3	1	5	1	1	0	1
05	David Terrell Jr.		0-1	0-0	0-0	0	1	1	0	0	1	0	0	0
11	Trey Horton		0-0	0-0	0-0	0	0	0	0	0	0	0	0	0
20	Garrett Levesque		1-1	0-0	0-0	0	0	0	0	2	0	0	0	0
21	Sebastian Cole		2-4	0-2	0-0	1	1	2	2	4	2	2	0	1
32	Derrick Hamilton		0-2	0-0	0-0	0	0	0	0	0	0	0	0	0
33	Elijah Jones		2-4	0-1	0-0	0	2	2	2	4	0	1	1	0
	Team					1	1	2						
	Totals		16-53	2-17	13-19	7	25	32	19	47	8	14	4	8

FG % 1st Half: 9-26 34.6% 2nd half: 7-27 25.9% Game: 16-53 30.2% Deadball Rebounds 3,1  
3FG % 1st Half: 2-9 22.2% 2nd half: 0-8 0.0% Game: 2-17 11.8%  
FT % 1st Half: 4-7 57.1% 2nd half: 9-12 75.0% Game: 13-19 68.4%

#### LMU 67 • 4-3,0-0 WCC

#	Player	Total		3-Ptr	Rebounds			PF	TP	A	TO	Blk	Stl	Min
		FG-FGA	FG-FGA		Off	Def	Tot							
23	MERKVILADZE, Alex	f	2-4	1-2	0-0	1	8	9	0	5	0	1	1	0
34	LEAUPEPE, Keli	f	5-11	3-8	0-0	0	4	4	3	13	1	2	0	2
15	THIEMANN, Lars	c	2-3	0-0	9-10	3	1	4	3	13	0	1	2	1
03	HILL, Justice	g	2-10	0-4	2-3	1	2	3	3	6	4	2	0	0
05	WRIGHT, Justin	g	7-12	1-3	5-6	0	6	6	2	20	1	3	0	0
04	JOHNSTON, Will		1-8	1-6	0-0	0	1	1	1	3	2	1	0	0
13	LEWIS, Lamaj		0-0	0-0	0-0	1	0	1	0	0	0	0	0	0
16	McBRIDE, Aaron		0-0	0-0	0-0	0	2	2	1	0	0	0	0	1
21	GRAHAM, Michael		1-1	0-0	0-0	0	2	2	1	2	0	0	1	0
55	HARRIS, Dominick		1-6	1-3	2-2	2	4	6	4	5	2	2	0	0
	Team					0	3	3						
	Totals		21-55	7-26	18-25	8	33	41	18	67	10	13	4	4

FG % 1st Half: 13-28 46.4% 2nd half: 8-27 29.6% Game: 21-55 38.2% Deadball Rebounds 7  
3FG % 1st Half: 5-13 38.5% 2nd half: 2-13 15.4% Game: 7-26 26.9%  
FT % 1st Half: 6-10 60.0% 2nd half: 12-15 80.0% Game: 18-25 72.0%

Officials: Kieth Kimble,Ryan Holmes,Michael Irving  
Technical fouls: UTEP-Elijah Jones. LMU-HARRIS, Dominick.  
Attendance: 750  
2023-24 Men's Basketball. Round: 0. LMU (CA) vs UTEP. Played at Albert Gersten



NEVADA 73, LMU 59

GAME #9: DEC. 2, 2023 • LAWLOR EVENTS CENTER • RENO, NV

LMU 59 • 5-4,0-0 WCC

#	Player	Total		3-Ptr		Rebounds			PF	TP	A	TO	Blk	Stl	Min
		FG-FGA	FG-FGA	FT-FTA	Off Def Tot										
23	MERKVLADZE, Alex	f	1-6	0-3	0-0	1	5	6	3	2	1	2	1	0	25
34	LEAUPEPE, Keli	f	3-8	1-4	3-3	1	3	4	5	10	0	1	0	0	28
15	THIEMANN, Lars	c	1-4	0-0	1-3	1	2	3	5	3	0	1	1	0	18
03	HILL, Justice	g	2-9	1-5	0-0	1	1	2	0	5	3	1	0	0	30
05	WRIGHT, Justin	g	0-4	0-1	0-0	0	0	0	3	0	1	2	0	1	9
04	JOHNSTON, Will		5-10	3-7	2-2	0	4	4	1	15	4	3	0	0	30
13	LEWIS, Lamaj		2-2	0-0	0-0	1	0	1	4	4	0	0	1	0	9
16	McBRIDE, Aaron		2-2	1-1	0-0	2	1	3	0	5	0	0	0	1	13
21	GRAHAM, Michael		1-2	0-0	0-0	0	5	5	4	2	0	0	2	0	11
55	HARRIS, Dominick		3-12	3-9	4-6	1	4	5	2	13	2	2	0	0	27
	Team					3	3	6							
	Totals		20-59	9-30	10-14	11	28	39	27	59	11	12	5	2	200

FG % 1st Half: 10-29 34.5% 2nd half: 10-30 33.3% Game: 20-59 33.9% Deadball  
3FG % 1st Half: 2-12 16.7% 2nd half: 7-18 38.9% Game: 9-30 30.0% Rebounds  
FT % 1st Half: 4-5 80.0% 2nd half: 6-9 66.7% Game: 10-14 71.4% 3

Nevada 73 • 6-0,0-0 Mountain

#	Player	Total		3-Ptr		Rebounds			PF	TP	A	TO	Blk	Stl	Min
		FG-FGA	FG-FGA	FT-FTA	Off Def Tot										
04	Tre Coleman	f	5-8	0-0	0-0	0	6	6	3	10	2	0	2	1	25
11	Nick Davidson	f	3-6	0-1	6-6	0	2	2	1	12	0	0	2	0	22
42	K.J. Hymes	f	2-6	0-0	4-5	2	3	5	3	8	0	1	1	0	14
02	Jarod Lucas	g	7-10	1-2	5-6	0	3	3	0	20	2	0	0	0	33
13	Kenan Blackshear	g	2-9	0-0	1-3	0	3	3	0	5	5	1	0	2	30
00	Hunter McIntosh		2-5	1-3	2-2	0	1	1	3	7	2	0	0	0	18
00	Tyler Rolison		0-3	0-1	0-0	0	0	0	2	0	3	1	0	1	4
05	Amire Robinson		0-0	0-0	0-0	0	1	1	0	0	0	0	0	0	18
12	Jeriah Coleman		0-1	0-0	0-0	1	0	1	0	0	0	0	1	0	5
20	Daniel Foster		3-4	0-0	2-3	4	3	7	2	8	3	0	1	2	21
23	Jazz Gardner		1-4	0-1	1-2	0	1	1	1	3	0	0	0	0	10
	Team					2	4	6							
	Totals		25-56	2-8	21-27	9	27	36	15	73	17	5	7	6	200

FG % 1st Half: 12-26 46.2% 2nd half: 13-30 43.3% Game: 25-56 44.6% Deadball  
3FG % 1st Half: 1-3 33.3% 2nd half: 1-5 20.0% Game: 2-8 25.0% Rebounds  
FT % 1st Half: 13-17 76.5% 2nd half: 8-10 80.0% Game: 21-27 77.8% 0,2

Officials: Rick Batsell,Daryl Gelinias,DG Nelson

Technical fouls: LMU-None. Nevada-None.

Attendance: 7851

2023-24 Men's Basketball. Round: 0. LMU (CA) vs Nevada. Played at Lawlor Event

Score by periods	1st	2nd	Total
LMU	26	33	59
Nevada	38	35	73

LMU 78, UNLV 75

GAME #10: DEC. 9, 2023 • DOLLAR LOAN CENTER • HENDERSON, NV

LMU 78 • 6-4,0-0 WCC

#	Player	Total		3-Ptr		Rebounds			PF	TP	A	TO	Blk	Stl	Min
		FG-FGA	FG-FGA	FT-FTA	Off Def Tot										
16	McBRIDE, Aaron	f	0-1	0-0	0-0	0	2	2	0	0	1	1	0	0	10
23	MERKVLADZE, Alex	f	4-7	1-3	6-8	2	7	9	1	15	1	0	0	2	35
15	THIEMANN, Lars	c	4-9	0-0	5-7	4	1	5	4	13	0	0	1	0	19
03	HILL, Justice	g	3-10	0-1	0-0	0	2	2	0	6	7	3	0	0	27
05	WRIGHT, Justin	g	1-5	0-0	3-4	2	4	6	1	5	0	0	1	0	29
04	JOHNSTON, Will		4-6	1-2	0-0	0	2	2	0	9	2	1	0	0	23
13	LEWIS, Lamaj		0-0	0-0	0-0	0	0	0	2	0	0	0	0	0	7
21	GRAHAM, Michael		0-1	0-0	0-0	0	1	1	1	0	0	0	0	0	4
22	ISSANZA, Rick		1-3	0-0	0-0	3	2	5	4	2	1	1	2	0	17
55	HARRIS, Dominick		10-19	5-11	3-5	0	5	5	2	28	0	3	0	1	29
	Team					0	1	1							
	Totals		27-61	7-17	17-24	11	27	38	15	78	12	10	5	3	200

FG % 1st Half: 14-33 42.4% 2nd half: 13-28 46.4% Game: 27-61 44.3% Deadball  
3FG % 1st Half: 3-7 42.9% 2nd half: 4-10 40.0% Game: 7-17 41.2% Rebounds  
FT % 1st Half: 7-10 70.0% 2nd half: 10-14 71.4% Game: 17-24 70.8% 5

UNLV 75 • 3-4,0-0 Mountain

#	Player	Total		3-Ptr		Rebounds			PF	TP	A	TO	Blk	Stl	Min
		FG-FGA	FG-FGA	FT-FTA	Off Def Tot										
00	Isaiah Cottrell	f	5-8	3-6	1-1	2	3	5	2	14	0	1	0	0	24
10	Kalib Boone	f	5-9	0-0	5-6	1	3	4	5	15	1	0	5	2	21
02	Justin Webster	g	4-10	2-6	0-0	0	1	1	3	10	2	0	0	0	33
11	Dedan Thomas Jr.	g	8-16	1-3	0-1	0	1	1	0	17	8	2	0	0	36
15	Luis Rodriguez	g	4-8	0-2	0-0	2	6	8	4	8	2	0	0	2	28
05	Rob Whaley Jr.		1-1	0-0	1-1	0	2	2	3	3	1	0	1	1	10
12	Brooklyn Hicks		0-2	0-0	0-0	0	3	3	0	0	0	2	0	0	17
23	Karl Jones		0-0	0-0	0-0	0	0	0	1	0	0	0	1	0	4
24	Jackie Johnson III		3-9	1-1	1-3	0	3	3	0	8	1	4	0	1	27
	Team					3	2	5							
	Totals		30-63	7-18	8-12	8	24	32	18	75	15	10	7	6	200

FG % 1st Half: 15-33 45.5% 2nd half: 15-30 50.0% Game: 30-63 47.6% Deadball  
3FG % 1st Half: 3-8 37.5% 2nd half: 4-10 40.0% Game: 7-18 38.9% Rebounds  
FT % 1st Half: 2-3 66.7% 2nd half: 6-9 66.7% Game: 8-12 66.7% 2,1

Officials: Martin Cichocki,Micheal Irving,Ken Ditty

Technical fouls: LMU-None. UNLV-None.

Attendance:

2023-24 Men's Basketball. Round: 0. LMU (CA) vs UNLV. Played at Dollar Loan Ce

Score by periods	1st	2nd	Total
LMU	38	40	78
UNLV	35	40	75

UCSB 68, LMU 59

GAME #11: DEC. 16, 2023 • FOOTPRINT CENTER • PHOENIX, AZ

UC Santa Barbara 68 • 6-3,0-0 Big West

#	Player	Total		3-Ptr		Rebounds			PF	TP	A	TO	Blk	Stl	Min
		FG-FGA	FG-FGA	FT-FTA	Off Def Tot										
21	Yohan Traore	f	4-11	0-0	0-0	2	5	7	2	8	0	0	0	0	28
23	Ariel Bland	f	4-5	1-1	0-0	4	7	11	1	9	0	2	0	0	23
01	Jason Pierre-Louis	g	4-8	0-0	2-4	2	8	10	1	10	1	2	1	2	31
04	Cole Anderson	g	3-9	2-5	0-0	0	1	1	2	8	1	0	0	0	32
13	Ajay Mitchell	g	9-21	1-3	6-7	0	6	6	3	25	2	2	2	1	33
07	Mattja Belic		2-3	0-0	0-0	3	2	5	2	4	1	1	0	0	16
10	Jason Fontenet II		2-6	0-2	0-1	0	1	1	1	4	1	1	1	1	19
11	Ben Shtolzberg		0-0	0-0	0-0	0	0	0	2	0	0	0	0	2	6
12	Evans Kipruto		0-0	0-0	0-0	1	2	3	1	0	3	0	0	0	12
	Team					0	3	3							
	Totals		28-63	4-11	8-12	12	35	47	15	68	9	8	4	6	200

FG % 1st Half: 15-37 40.5% 2nd half: 13-26 50.0% Game: 28-63 44.4% Deadball  
3FG % 1st Half: 3-6 50.0% 2nd half: 1-5 20.0% Game: 4-11 36.4% Rebounds  
FT % 1st Half: 2-3 66.7% 2nd half: 6-9 66.7% Game: 8-12 66.7% 0

LMU 59 • 6-5,0-0 WCC

#	Player		Total		3-Ptr		Rebounds			PF	TP	A	TO	Blk	Stl	Min
			FG-FGA	FG-FGA	FT-FTA	Off	Def	Tot								
23	MERKVLADZE, Alex	f	7-14	2-6	2-3	1	8	9	1	18	0	4	0	0	33	
34	LEAUPEPE, Keli	f	3-6	1-4	0-2	1	1	2	1	7	0	1	0	1	24	
22	ISSANZA, Rick	c	1-2	0-0	1-2	2	6	8	2	3	0	1	1	0	18	
03	HILL, Justice	g	3-6	0-1	1-2	0	1	1	1	7	5	0	0	0	27	
05	WRIGHT, Justin	g	3-12	1-3	0-1	0	1	1	2	7	1	0	0	0	28	
04	JOHNSTON, Will		1-5	1-2	0-0	0	1	1	1	3	3	0	0	1	16	
15	THIEMANN, Lars		0-1	0-0	0-2	0	5	5	0	0	0	1	1	0	16	
16	McBRIDE, Aaron		1-1	0-0	0-0	0	0	0	0	2	0	0	0	0	7	
21	GRAHAM, Michael		1-1	0-0	0-0	1	0	1	1	2	1	1	0	0	6	
55	HARRIS, Dominick		4-11	1-4	1-2	0	1	1	4	10	2	0	0	1	25	
	Team					2	2	4								
Totals			24-59	6-20	5-14	7	26	33	13	59	12	8	2	3	200	

# LMU 2023-24 LMU GAME NOTES

## #16 COLORADO STATE 76, LMU 67

GAME #13: DEC. 22, 2023 • GERSTEN PAVILION • LOS ANGELES, CA

### #16 Colorado St. 76 • 11-1,0-0 MWC

#	Player	Total		3-Ptr		Rebounds			PF	TP	A TO Blk Stl				Min
		FG-FGA	FG-FGA	FT-FTA	FT-FTA	Off	Def	Tot			A	TO	Blk	Stl	
00	Kyan Evans	0-3	0-2	0-0	0-0	0	3	3	1	0	5	2	0	0	26
01	Joel Scott	2-6	0-0	2-2	1	2	3	3	2	6	0	2	0	1	26
02	Tavontae Jackson	0-3	0-2	0-0	1	1	2	4	0	3	1	0	0	0	18
04	Isaiah Stevens	8-13	1-3	2-2	0	3	3	0	19	7	1	1	0	0	34
10	Nique Clifford	9-10	2-2	3-3	1	3	4	2	23	1	0	1	0	0	34
12	Patrick Cartier	6-10	1-4	1-1	0	1	1	4	14	0	0	0	0	0	17
13	Javonta Johnson	1-1	1-1	0-0	0	0	0	0	3	2	0	0	0	0	8
20	Joe Palmer	2-5	1-4	0-0	0	4	4	0	5	2	0	0	0	0	18
21	Rashaan Mbemba	2-2	0-0	2-5	1	3	4	4	6	1	2	1	2	1	17
32	Kyle Evans	0-0	0-0	0-0	0	0	0	0	0	0	0	0	0	0	2
Team						0 1 1			1						
Totals		30-53	6-18	10-13	4	21	25	17	76	21	9	3	3	3	200

FG % 1st Half: 14-27 51.9% 2nd half: 16-26 61.5% Game: 30-53 56.6% Deadball Rebounds 2,2  
3FG % 1st Half: 5-13 38.5% 2nd half: 1-5 20.0% Game: 6-18 33.3%  
FT % 1st Half: 2-2 100.0 2nd half: 8-11 72.7% Game: 10-13 76.9%

### LMU 67 • 7-6,0-0 WCC

#	Player	Total		3-Ptr		Rebounds			PF	TP	A TO Blk Stl				Min
		FG-FGA	FG-FGA	FT-FTA	FT-FTA	Off	Def	Tot			A	TO	Blk	Stl	
23	MERKVILADZE, Alex	0-6	0-2	3-4	1	1	2	3	3	2	0	1	0	0	25
22	ISSANZA, Rick	0-0	0-0	0-0	1	4	5	3	0	0	1	2	0	0	8
04	JOHNSTON, Will	9-16	8-12	1-1	0	3	3	1	27	3	3	0	0	0	34
13	LEWIS, Lamaj	3-4	0-0	0-0	1	1	2	0	6	1	1	0	0	0	16
05	HARRIS, Dominick	2-8	1-5	2-2	1	1	2	1	7	0	1	0	0	0	33
55	WRIGHT, Justin	4-12	0-3	2-2	1	1	2	3	10	3	1	0	1	1	29
15	THIEMANN, Lars	0-0	0-0	1-3	0	2	2	2	1	1	1	0	0	0	13
16	McBRIDE, Aaron	0-0	0-0	0-0	0	0	0	0	0	0	0	0	0	0	1
21	GRAHAM, Michael	0-0	0-0	0-0	2	2	4	1	0	0	1	1	0	0	15
34	LEAUPEPE, Keli	5-7	3-4	0-3	1	3	4	3	13	0	0	0	0	0	26
Team						1 0 1			3						
Totals		23-53	12-26	9-15	9	18	27	17	67	10	12	4	3	200	

FG % 1st Half: 10-24 41.7% 2nd half: 13-29 44.8% Game: 23-53 43.4% Deadball Rebounds 4,2  
3FG % 1st Half: 3-8 37.5% 2nd half: 9-18 50.0% Game: 12-26 46.2%  
FT % 1st Half: 4-8 50.0% 2nd half: 5-7 71.4% Game: 9-15 60.0%

Officials: Crystal Hogan, Marc Beasley, Deldre Carr  
Technical fouls: #16 Colorado St.-None. LMU-None.  
Attendance: 1365  
2023-24 Men's Basketball. Round: 0. Colorado St. vs LMU (CA). Played at Albert  
#16 Colorado State

Score by periods	1st	2nd	Total
#16 Colorado St.	35	41	76
LMU	27	40	67

## TARLETON STATE 79, LMU 66

GAME #14: DEC. 29, 2023 • GERSTEN PAVILION • LOS ANGELES, CA

### Tarleton St. 79 • 9-4,2-0 WAC

#	Player	Total		3-Ptr		Rebounds			PF	TP	A TO Blk Stl				Min
		FG-FGA	FG-FGA	FT-FTA	FT-FTA	Off	Def	Tot			A	TO	Blk	Stl	
05	KiAndre Gaddy	11-17	0-0	2-5	5	7	12	2	24	3	0	0	0	0	35
06	Jakorie Smith	9-14	3-6	0-0	0	2	2	4	21	5	0	0	0	0	31
09	Emmanuel Innocenti	3-5	0-1	0-0	2	4	6	3	6	8	0	0	0	0	40
04	Lue Williams	4-8	0-2	3-4	0	2	2	2	11	1	3	3	0	0	35
13	Devon Barnes	3-7	1-3	6-6	0	1	1	3	13	1	1	0	0	0	31
02	Traivra Jackson	1-1	0-0	0-0	2	1	3	0	2	0	0	1	1	1	14
11	Bubu Benjamin	0-0	0-0	0-0	0	1	1	1	0	0	2	0	0	0	5
22	Jalen Thomas	1-3	0-0	0-0	0	1	1	1	2	0	0	0	0	0	9
Team						0 3 3			2						
Totals		32-55	4-12	11-15	9	22	31	16	79	18	8	4	1	200	

FG % 1st Half: 15-29 51.7% 2nd half: 17-26 65.4% Game: 32-55 58.2% Deadball Rebounds 1,1  
3FG % 1st Half: 2-6 33.3% 2nd half: 2-6 33.3% Game: 4-12 33.3%  
FT % 1st Half: 2-2 100.0 2nd half: 9-13 69.2% Game: 11-15 73.3%

### LMU 66 • 7-7,0-0 WCC

#	Player	Total			3-Ptr			Rebounds			PF	TP	A				Min
		FG-FGA	FG-FGA	FT-FTA	Off	Def	Tot	A	TO	Blk			Stl				
34	LEAUPEPE, Keli	f	7-15	0-4	2-2	3	1	4	3	16	0	1	0	2	36		
15	THIEMANN, Lars	c	2-3	0-0	1-1	0	2	2	1	5	2	0	0	0	20		
04	JOHNSTON, Will	g	3-10	0-5	2-3	1	1	2	3	8	4	1	0	1	35		
13	LEWIS, Lamaj	g	1-5	0-2	0-0	3	0	3	1	2	1	1	0	0	19		
55	HARRIS, Dominick	g	5-13	3-8	2-2	1	4	5	3	15	1	1	0	0	37		
05	WRIGHT, Justin		7-11	1-3	3-4	0	2	2	3	18	1	1	0	0	30		
16	McBRIDE, Aaron		0-3	0-1	0-0	1	0	1	0	0	1	0	0	1	4		
21	GRAHAM, Michael		1-3	0-0	0-0	4	1	5	0	2	1	0	2	0	11		
22	ISSANZA, Rick		0-0	0-0	0-2	1	2	3	1	0	0	1	0	0	8		
Team						1	4	5									
Totals			26-63	4-23	10-14	15	17	32	15	66	11	6	2	4	200		

FG % 1st Half: 13-37 35.1%

2nd half: 13-26 50.0%

Game: 26-63 41.3%

3FG % 1st Half: 2-15 13.3%

2nd half: 2-8 25.0%

Game: 4-23 17.4%

FT % 1st Half: 3-4 75.0%

2nd half: 7-10 70.0%

Game: 10-14 71.4%

Deadball Rebounds 3

Officials: Layne Barney, Kristyne Esparza, Deron White  
Technical fouls: Tarleton St.-None. LMU-None.  
Attendance: 818  
2023-24 Men's Basketball. Round: 0. LMU (CA) vs Tarleton St.. Played at Albert

Score by periods	1st	2nd	Total
Tarleton St.	34	45	79
LMU	31	35	66

## SANTA CLARA 68, LMU 57

GAME #15: JAN. 4, 2024 • GERSTEN PAVILION • LOS ANGELES, CA

### Santa Clara 68 • 10-6,1-0 WCC

#	Player	Total		3-Ptr		Rebounds			PF	TP	A TO Blk Stl				Min
		FG-FGA	FG-FGA	FT-FTA	FT-FTA	Off	Def	Tot			A	TO	Blk	Stl	
14	Johnny O'Neil	1-3	0-1	2-2	0	1	1	3	4	0	1	1	0	0	16
13	Christoph Tilly	4-8	0-1	2-4	1	4	5	3	10	2	0	1	0	0	25
00	Brenton Knapper	4-9	0-2	2-2	1	6	7	0	10	0	2	0	1	0	27
04	Adama Bal	8-18	5-9	0-0	0	4	4	1	21	3	1	0	1	0	33
22	Carlos Marshall Jr.	6-9	1-3	0-0	2	5	7	3	13	1	1	0	2	2	22
01	Tyreece Bryan	1-6	1-3	2-2	0	4	4	0	5	1	1	1	0	0	28
10	Francisco Caffaro	0-0	0-0	0-0	2	3	5	1	0	1	1	1	0	0	13
15	Jalen Benjamin	1-2	0-0	2-2	0	1	1	2	4	0	0	0	0	0	7
21	Camaron Tongue	0-1	0-0	1-2	0	0	0	1	1	0	0	0	0	0	5
44	Jake Ensminger	0-2	0-2	0-0	2	4	6	3	0	3	1	0	0	0	24
Team						1 1 2			3						
Totals		25-58	7-21	11-14	9	33	42	17	68	11	9	4	4	200	

FG % 1st Half: 11-27 40.7% 2nd half: 14-31 45.2% Game: 25-58 43.1% Deadball Rebounds 1  
3FG % 1st Half: 3-11 27.3% 2nd half: 4-10 40.0% Game: 7-21 33.3%  
FT % 1st Half: 7-8 87.5% 2nd half: 4-6 66.7% Game: 11-14 78.6%

### LMU 57 • 7-8,0-1 WCC

#	Player		Total		3-Ptr		Rebounds			PF	TP	A				Min		
			FG-FGA	FG-FGA	FT-FTA	Off	Def	Tot	A			TO	Blk	Stl				
23	MERKVILADZE, Alex	f	4-13	2-8	3-5	2	7	9	2	13	2	0	0	0	35			
34	LEAUPEPE, Keli	f	4-8	0-2	6-8	2	4	6	2	14	1	1	0	2	35			
21	GRAHAM, Michael	c	2-4	0-0	2-3	3	3	6	0	6	0	0	0	0	15			
04	JOHNSTON, Will	g	2-10	2-7	2-2	1	2	3	2	8	1	1	0	2	32			
55	HARRIS, Dominick	g	2-13	0-5	5-5	1	3	4	0	9	3	3	0	1	31			
05	WRIGHT, Justin		0-2	0-0	0-0	0	1	1	3	0	0	1	0	1	13			
10	TAITZ, Noah		0-1	0-0	0-0	0	0	0	0	0	0	0	0	0	1			
13	LEWIS, Lamaj		2-3	0-0	1-2	1	1	2	3	5	1	0	0	0	14			
15	THIEMANN, Lars		1-2	0-0	0-0	0	2	2	0	2	0	1	1	0	12			
16	McBRIDE, Aaron		0-1	0-0	0-0	0	0	0	1	0	0	0	0	0	5			
22	ISSANZA, Rick		0-0	0-0	0-0	0	1	1	0	0	0	0	0	0	7			
Team						1	1	2				1						
Totals						17-57	4-22	19-25	11	25	36	13	57	8	8	1	6	200
FG % 1st Half: 8-30			26.7%		2nd half: 9-27	33.3%		Game: 17-57		29.8%						Deadball		
3FG % 1st Half: 3-15			20.0%		2nd half: 1-7	14.3%		Game: 4-22		18.2%						Rebounds		
FT % 1st Half: 8-10			80.0%		2nd half: 11-15	73.3%		Game: 19-25		76.0%						2,1		

## LMU 81, PACIFIC 64

GAME #17: JAN. 13, 2024 • GERSTEN PAVILION • LOS ANGELES, CA

### Pacific 64 • 6-13,0-4 WCC

#	Player	Total		3-Ptr		Rebounds			PF	TP	A	TO	Blk	Stl	Min
		FG-FGA	FG-FGA	FT-FTA	FT-FTA	Off	Def	Tot							
13	Cam Denson	f	6-12	0-1	3-4	2	1	3	3	15	1	1	1	0	27
01	Donovan Williams	g	5-13	0-4	1-1	1	2	3	3	11	0	1	0	0	27
04	Moe Odum	g	1-6	0-1	0-1	0	5	5	1	2	4	0	0	2	28
05	Lesown Hallums Jr.	g	2-3	0-0	1-1	0	1	1	3	5	0	0	0	1	15
25	Nick Blake	g	2-8	0-2	0-0	0	1	1	0	4	0	0	0	1	22
00	Greg Outlaw		1-3	0-0	3-3	0	0	0	1	5	1	2	0	0	20
03	Tyler Beard		1-3	1-2	1-2	0	1	1	0	4	2	1	0	0	13
11	Burke Smith		2-3	0-0	0-0	0	1	1	0	4	0	0	0	0	5
30	Tan Yildizoglu		0-0	0-0	3-4	0	0	0	3	3	1	0	0	1	12
33	Judson Martindale		2-4	2-3	3-6	0	2	2	4	9	1	0	0	0	23
34	Makai Richards		1-2	0-0	0-0	1	2	3	3	2	0	1	0	0	8
	Team					2	1	3							
	Totals		23-57	3-13	15-22	6	17	23	21	64	10	6	1	5	200

FG % 1st Half: 12-27 44.4% 2nd half: 11-30 36.7% Game: 23-57 40.4% Deadball  
 3FG % 1st Half: 2-7 28.6% 2nd half: 1-6 16.7% Game: 3-13 23.1% Rebounds  
 FT % 1st Half: 7-9 77.8% 2nd half: 8-13 61.5% Game: 15-22 68.2% 4

### LMU 81 • 8-9,1-2 WCC

#	Player	Total		3-Ptr		Rebounds			PF	TP	A	TO	Blk	Stl	Min
		FG-FGA	FG-FGA	FT-FTA	FT-FTA	Off	Def	Tot							
23	MERKVILADZE, Alex	f	3-6	0-1	4-4	2	9	11	4	10	0	2	0	0	31
34	LEAUPEPE, Keli	f	3-7	1-3	4-4	3	4	7	5	11	2	4	1	1	27
15	THIEMANN, Lars	c	0-1	0-0	4-6	0	2	2	2	4	1	0	0	0	18
04	JOHNSTON, Will	g	2-9	1-4	4-6	0	4	4	3	9	2	3	0	0	29
55	HARRIS, Dominick	g	6-15	3-8	6-7	0	1	1	2	21	0	2	0	0	38
05	WRIGHT, Justin		10-15	1-5	1-3	3	6	9	4	22	1	1	0	0	32
10	TAITZ, Noah		0-0	0-0	0-0	0	0	0	0	0	0	0	0	0	1
13	LEWIS, Lama	j	0-0	0-0	0-0	0	2	2	1	0	1	0	0	1	9
21	GRAHAM, Michael		2-3	0-0	0-0	5	3	8	2	4	0	0	0	0	15
	Team					2	0	2							
	Totals		26-56	6-21	23-30	15	31	46	23	81	7	12	1	2	200

FG % 1st Half: 14-31 45.2% 2nd half: 12-25 48.0% Game: 26-56 46.4% Deadball  
 3FG % 1st Half: 2-12 16.7% 2nd half: 4-9 44.4% Game: 6-21 28.6% Rebounds  
 FT % 1st Half: 9-13 69.2% 2nd half: 14-17 82.4% Game: 23-30 76.7% 5

Officials: Frank Harvey III, Matt Rafferty, Gregory Nixon  
 Technical fouls: Pacific-Donovan Williams. LMU-MERKVILADZE, Alex.  
 Attendance: 1122  
 2023-24 Men's Basketball. Round: 0. LMU (CA) vs Pacific. Played at Albert Gers

Score by periods	1st	2nd	Total
Pacific	33	31	64
LMU	39	42	81





## 2023-24 LMU Men's Basketball Starting Line-Ups

Date	Game	Result	1 G	2 G	3 G/F	4 F	5 F/C	Record
Nov. 7, 2023	1. Westcliff	W, 99-49	Hill	Wright	Merkviladze	Leaupepe	Thiemann	1-0, 0-0
Nov. 12, 2023	2. Yale	L, 83-80	Hill	Wright	Merkviladze	Leaupepe	Thiemann	1-1, 0-0
Nov. 14, 2023	3. Jackson State	W, 88-66	Hill	Wright	Merkviladze	Leaupepe	Thiemann	2-1, 0-0
Nov. 19, 2023	4. vs. SFA	L, 86-76	Hill	Wright	Merkviladze	Leaupepe	Thiemann	2-2, 0-0
Nov. 20, 2023	5. vs. Oakland	L, 74-69	Hill	Wright	Merkviladze	Leaupepe	Thiemann	2-3, 0-0
Nov. 21, 2023	6. vs. FIU	W, 61-60	Hill	Wright	Merkviladze	Leaupepe	Thiemann	3-3, 0-0
Nov. 25, 2023	7. UTEP	W, 67-47	Hill	Wright	Merkviladze	Leaupepe	Thiemann	4-3, 0-0
Nov. 29, 2023	8. Central Arkansas	W, 90-63	Hill	Wright	Merkviladze	Leaupepe	Thiemann	5-3, 0-0
Dec. 2, 2023	9. at Nevada	L, 73-59	Hill	Wright	Merkviladze	Leaupepe	Thiemann	5-4, 0-0
Dec. 9, 2023	10. vs. UNLV	W, 78-75	Hill	Wright	Merkviladze	McBride	Thiemann	6-4, 0-0
Dec. 16, 2023	11. vs. UCSB	L, 69-58	Hill	Wright	Merkviladze	Leaupepe	Issanza	6-5, 0-0
Dec. 18, 2023	12. Detroit Mercy	W, 76-56	Johnston	Harris	Lewis	Merkviladze	Issanza	7-5, 0-0
Dec. 22, 2023	13. Colorado State	L, 76-67	Johnston	Harris	Lewis	Merkviladze	Issanza	7-6, 0-0
Dec. 29, 2023	14. Tarleton State	L, 79-66	Johnston	Harris	Lewis	Leaupepe	Thiemann	7-7, 0-0
Jan. 4, 2024	15. Santa Clara	L, 68-57	Johnston	Harris	Merkviladze	Leaupepe	Graham	7-8, 0-1
Jan. 6, 2024	16. Saint Mary's	L, 68-64	Johnston	Harris	Merkviladze	Leaupepe	Graham	7-9, 0-2
Jan. 13, 2024	17. Pacific	W, 81-64	Johnston	Harris	Merkviladze	Leaupepe	Thiemann	8-9, 1-2
Jan. 18, 2024	18. at San Francisco							
Jan. 20, 2024	19. at Pepperdine							
Jan. 25, 2024	20. Portland							
Jan. 27, 2024	21. at Saint Mary's							
Jan. 30, 2024	22. at Gonzaga							
Feb. 7, 2024	23. at San Diego							
Feb. 10, 2024	24. Pepperdine							
Feb. 15, 2024	25. Gonzaga							
Feb. 17, 2024	26. San Francisco							
Feb. 22, 2024	27. at Santa Clara							
Feb. 24, 2024	28. at Pacific							
Feb. 29, 2024	29. San Diego							
Mar. 2, 2024	30. at Portland							

## LINE-UP RECORDS

1. Hill/Wright/Merkviladze/Leaupepe/Thiemann	5-4	6. Johnston/Harris/Merkviladze/Leaupepe/Graham	0-2
2. Hill/Wright/Merkviladze/McBride/Thiemann	1-0	7. Johnston/Harris/Merkviladze/Leaupepe/Thiemann	1-0
3. Hill/Wright/Merkviladze/Leaupepe/Issanza	0-1		
4. Johnston/Harris/Lewis/Merkviladze/Issanza	1-1		
5. Johnston/Harris/Lewis/Leaupepe/Thiemann	0-1		

## LMU GAME EXPERIENCE

2023-24 Season					LMU Career				
SUMMARY	gp-gs	min/g	fg%	3fg% pts/g	gp-gs	min/g	fg%	3fg% pts/g	
HILL, Justice	11-11	26.5	.408	.372 10.0	11-11	26.5	.408	.372 10.0	
JOHNSTON, Will	17-6	25.1	.375	.366 9.8	17-6	25.1	.375	.366 9.8	
WRIGHT, Justin	17-11	25.2	.482	.294 11.4	17-11	25.2	.482	.294 11.4	
TAITZ, Noah	5-0	2.8	.333	.333 1.0	5-0	2.8	.333	.333 1.0	
LEWIS, Lamaj	15-3	10.3	.500	.000 1.8	69-10	11.8	.419	.184 2.0	
THIEMANN, Lars	17-12	19.9	.540	.000 6.6	17-12	19.9	.540	.000 6.6	
MCBRIDE, Aaron	15-1	6.9	.533	.333 1.3	15-1	6.9	.533	.333 1.3	
GRAHAM, Michael	17-2	10.8	.567	.000 2.2	48-9	13.7	.681	.000 3.7	
ISSANZA, Rick	10-3	10.6	.583	.000 1.7	38-27	14.6	.617	.000 3.1	
MERKVILADZE, Alex	16-16	26.8	.418	.306 10.4	73-34	22.1	.413	.324 7.1	
LEAUPEPE, Keli	16-14	27.5	.419	.276 9.3	124-99	26.3	.471	.375 10.4	
CARNEY, Kevin	1-0	3.0	.000	.000 0.0	1-0	3.0	.000	.000 0.0	
HARRIS, Dominick	17-6	28.3	.428	.410 14.4	17-6	28.3	.428	.410 14.4	

## LMU GAME LEADERS (# of Times)

Player	Double Figures			Team Leader		
	Score	Reb	Ast	Score	Reb	Ast
#3 Justice Hill	4	0	0	2	0	7
#4 Will Johnston	7	0	0	4	1	7
#5 Justin Wright	11	0	0	5	2	2
#10 Noah Taitz	0	0	0	0	0	0
#13 Lamaj Lewis	0	0	0	0	0	0
#15 Lars Thiemann	6	1	0	0	2	0
#16 Aaron McBride	0	0	0	0	0	0
#21 Michael Graham	0	1	0	0	2	0
#22 Rick Issanza	0	0	0	0	1	0
#23 Alex Merkviladze	8	1	0	2	7	0
#34 Keli Leaupepe	9	1	0	1	3	2
#41 Kevin Carney	0	0	0	0	0	0
#55 Dominick Harris	11	0	0	3	1	2

## HIGHS/LOWS - 2023-24

## LMU

Most Points - First Half	46	vs. Westcliff (11/7/23)
Fewest Points - First Half	26	at Nevada (12/2/23)
Most Points - Second Half	63	vs. Westcliff (11/7/23)
Fewest Points - Second Half	20	vs. FIU (11/21/23)
Most Points in Paint	66	vs. Westcliff (11/7/23)
Fewest Points in Paint	14	vs. #16 Colorado State (12/22/23)
Most Points off Turnovers	34	vs. Westcliff (11/7/23)
Fewest Points off Turnovers	6	at Nevada (12/2/23)
Most Second Chance Points	23	vs. UNLV (12/9/23)
Fewest Second Chance Points	4	Stephen F. Austin (11/19/23)
Most Bench Points	42	vs. Detroit Mercy (12/18/23)
Fewest Bench Points	7	vs. Santa Clara (1/4/24)

## OPPONENT

Most Points - First Half	46	vs. Yale (11/12/23)
Fewest Points - First Half	24	Twice; last vs. UTEP (11/25/23)
Most Points - Second Half	53	vs. Stephen F. Austin (11/19/23)
Fewest Points - Second Half	23	vs. UTEP (11/25/23)
Most Points in Paint	42	Twice; last vs. FIU (11/21/23)
Fewest Points in Paint	14	vs. Detroit Mercy (12/18/23)
Most Points off Turnovers	19	Stephen F. Austin (11/19/23)
Fewest Points off Turnovers	5	vs. Westcliff (11/7/23)
Most Second Chance Points	23	vs. Stephen F. Austin (11/19/23)
Fewest Second Chance Points	4	Twice; last vs. #16 CSU (12/22/23)
Most Bench Points	30	vs. Westcliff (11/7/23)
Fewest Bench Points	4	vs. Tarleton State (12/29/23)



An LMU player I like watching is

A favorite quote from watching Coach Johnson is

Three cool things I saw from these Lions

1.

2.

3.

LMU's beautiful campus reminds me of

I really like the renovations that LMU has done in Gersten Pavilion, especially the