



PORTLAND BASKETBALL

2023-24 SCHEDULE/RESULTS

Overall: 7-9 • WCC: 1-0

H: 6-2 • A: 1-4 • N: 0-3

OT: 0-0 • vs. Ranked: 0-0

DATE	OPPONENT (TV)	TIME
Nov. 6	Long Beach State ^A	W, 78-73
Nov. 8	Lewis & Clark	W, 89-72
Nov. 12	UC Riverside (KRCW)	W, 76-65
Nov. 15	Tennessee State	L, 65-75
Nov. 18	Nevada (KRCW)	L, 83-108
Nov. 25	Willamette	W, 107-84
Nov. 28	Portland State	L, 74-75
Dec. 1	Wyoming	W, 81-70
Dec. 3	Air Force (KRCW)	L, 58-80
Dec. 7	North Dakota State	L, 67-78
Dec. 9	North Dakota	W, 83-72
Dec. 16	Grand Canyon [#]	L, 63-91
Dec. 21	Hawaii [%] (ESPN2)	L, 56-69
Dec. 22	vs. UMass [%] (ESPN2)	L, 78-100
Dec. 24	vs. Temple [%] (ESPN2)	L, 54-55
Jan. 6	Pacific* (KRCW)	W, 78-64
Jan. 11	Saint Mary's* (ESPNU)	8:00 PM
Jan. 13	San Francisco*	7:00 PM
Jan. 18	San Diego*	6:00 PM
Jan. 20	Santa Clara*	4:00 PM
Jan. 25	LMU*	7:00 PM
Jan. 27	San Francisco*	5:00 PM
Feb. 1	Pacific*	7:00 PM
Feb. 3	Pepperdine*	5:00 PM
Feb. 7	Gonzaga* (CBSSN)	5:00 PM
Feb. 10	Saint Mary's* ^A	5:30 PM
Feb. 15	San Diego*	7:00 PM
Feb. 17	Pepperdine	7:00 PM
Feb. 22	Gonzaga* (ROOT)	6:00 PM
Feb. 29	Santa Clara* (KRCW)	6:00 PM
Mar. 2	LMU*	5:00 PM
Mar. 7-12	WCC Tournament (Las Vegas)	

*WCC game; Home games in **bold**; All times Pacific

[#] Jerry Colangelo Classic (Phoenix, Ariz.)

[%] Diamond Head Classic (Honolulu, Hawaii)

^A Doubleheader with Pilot Women's Basketball

MEN'S HOOPS CONTACT

JASON BROUGH

Office: 503-943-8439

Cell: 503-706-3460

E-mail: brough@up.edu



WEEK 10 | GAME NOTES

at Saint Mary's / at San Francisco



Opponent: Saint Mary's

Day: Thursday

Date: Jan. 11

Time: 8 p.m.

Place: Moraga, Calif.

Arena: UCU Pavilion

TV: ESPNU

Radio: 910 ESPN Portland

Series: SMC leads 72-30



Opponent: San Francisco

Day: Saturday

Date: Jan. 13

Time: 7 p.m.

Place: San Francisco, Calif.

Arena: War Memorial at The Sobrato Center

TV: ESPN+

Radio: 910 ESPN Portland

Series: USF leads 67-30



THIS WEEK

• The Pilots (7-9, 1-0 WCC) continue West Coast Conference play with a Bay Area road trip this week.

• Portland visits Saint Mary's on Thursday at 8 p.m. and then heads to San Francisco on Saturday with a 7 p.m. tip-off.

GAME COVERAGE

• Thursday's game will be nationally televised on ESPNU with Dave Feldman and Dan Dickau on the call. Saturday's game will be an ESPN+ broadcast.

• Radio for all Portland men's basketball games is on 910 ESPN Portland (KMTT) with Jason Swygard and Joel Sobotka calling the action. Pre-game coverage begins 30 minutes prior to tip-off and ends with a 30-minute post-game show.

PORTLAND STARTERS LAST GAME

Pos.	No.	Player	PPG	RPG	APG
G	0	Vukasin Masic (6-5, 210, RS-So., Belgrade, Serbia)	11.6	3.7	2.3
G	2	Tyler Robertson (6-6, 225, Sr., Melbourne, Australia)	16.5	4.1	4.1
F	3	Yuto Yamanouchi-Williams (6-10, 230, So., Japan)	12.0	10.0	1.0blk
G	5	Chris Austin (6-4, 210, Gr., Pasadena, Calif.)	8.4	2.6	1.5
G	15	Tyler Harris (6-8, 190, Fr., Hayward, Calif.)	13.3	7.9	1.1blk

PILOTS OFF THE BENCH

F	1	Thomas Oosterbroek (6-8, 220, RS-So., Amsterdam)	2.7	2.2	1.2
G	4	Juanse Gorosito (6-0, 185, So., Argentina)	5.3	1.9	2.6
G	10	Coleman Lemke (6-8, 190, RS-So., Las Vegas, Nev.)	1.4	0.2	0.0
G	20	Drew Stack (6-3, 200, RS-Fr., Madison, N.J.)	0.0	0.3	0.3
F	21	Noah Jordan (6-8, 200, Gr., Indianapolis, Ind.)	3.4	3.8	0.9
F	23	Vasilije Vucinic (6-11, 250, Jr., Bijelo Polje, Montenegro)	5.7	4.0	0.5blk
F	24	Bol Dengdit (6-11, 210, RS-Fr., Melbourne, Australia)	2.7	1.8	0.4
G	33	Andrew Younan (6-5, 195, RS-Fr., Westlake Village, Calif.)	0.0	0.0	0.0

2023-24 REDSHIRTS

G	11	Vincent Delano (6-2, 175, Fr., Phoenix, Ariz.)	-	-	-
G	12	Kelson Gebbers (6-7, 200, Fr., Brewster, Wash.)	-	-	-
G	13	Jude Harris (6-5, 205, Fr., Manhattan Beach, Calif.)	-	-	-
F	22	Cyprian Hyde (6-11, 235, Fr., Oceanside, Calif.)	-	-	-

2023-24 QUICK FACTS

Started Men's Hoops/Joined D-I: 1922-23/1958-59
 All-Time Overall Record: 1227-1413 (.465)
 Chiles Center Record/Years: .. 307-248 (.553)/39th
 All-Time WCC Record/Years:.. 228-452 (.335)/47th
 WCC Titles/WCC Tourney Titles:0/1 (1996)
 NCAA Tournament Appearances: ... 2 (1959, 1996)
 CIT/TBC Appearances: 5 (2009-11, 2015, 2022)
 2022-23 Overall Record:..... 14-19 (.424)
 2022-23 WCC Record/Place: 5-11 (.313)/8th
 2022-23 Postseason: N/A
 Letterwinners Returning/Lost: 8/5
 Starters Returning/Lost: 5/0
 Newcomers: 8
 Head Coach Shantay Legans
 (3rd year, Fresno State '04)
 Career Record/Years..... 115-92 (.556)/7th
 Record at School/Years:..... 40-43 (.482)/3rd
 WCC Record/Years:..... 13-18 (.419)/3rd
 Associate HC:.. Bobby Suarez (3rd year, FGCU '12)
 Assistants: T.J. Lipold (3rd year, Westmont '12)
 Arturo Ormond (1st year, UT-Pan American '91)
 Dir. of Ops.: Brock Stephenson (2nd year)
 Video Coordinator:..... Declan McLean (1st year)
 Strength Coach:..... Griffin Waller (8th year)
 Athletic Trainer:..... Sam Gay (3rd year)
 Team Chaplain: ... Fr. Dan Parrish, C.S.C. (7th year)
 Team Doctor: Brian Bettencourt, MD

GENERAL INFO

Location:..... Portland, Ore.
 Website: PortlandPilots.com
 National Affiliation: NCAA Division I
 Conference: West Coast
 Founded: 1901
 Enrollment:..... 3,442
 Nickname: Pilots
 Colors: Purple & White
 Home Court:..... Chiles Center (4,852)
 President: Dr. Robert Kelly
 Vice President for Athletics: Scott Leykam
 Athletic Department Phone: 503-943-8420

MEDIA INFO

MBB Contact: Jason Brough
 E-mail:..... brough@up.edu
 Office Phone: 503-943-8439
 Cell Phone: 503-706-3460
 Radio Station: 910 ESPN Portland (KMTT)



LAST GAME: PILOTS 78, PACIFIC 64 (Jan. 6 at Portland)

- Tyler Robertson led five Pilots in double figures as Portland opened WCC play with a win. Robertson finished with 19 points, nine rebounds, eight assists and three steals.
- Sophomore F Yuto Yamanouchi-Williams came off his redshirt to make his Pilot debut and finished with 12 points, 10 rebounds and a blocked shot in 21 minutes.
- Freshman G Tyler Harris tacked on 16 points and nine rebounds, while Bol Dengdit and Chris Austin added 12 points apiece.
- Portland led 33-30 at the half and pushed the margin to 20 points early in the second period. The Pilots led by as much as 24 late after burying eight second half three-pointers. UP outrebounded the Tigers 44-30 and held Pacific to 40 percent shooting from the field.

ABOUT THE PILOTS

- Portland played just seven players in Saturday's WCC-opening victory against Pacific, including sophomore F **Yuto Yamanouchi-Williams** who pulled his redshirt and made his Pilot debut with 12 points and 10 rebounds.
- Freshman G **Tyler Harris** was named the WCC Freshman of the Week for the third time this season after going for 16 points and nine rebounds against Pacific. Harris ranks fourth nationally among all freshmen in rebounding (7.9), while his four double-doubles are third best in the country for freshmen. He also ranks third in the WCC in blocked shots (17) and free throws made (50) and fifth in rebounding.
- Senior captain **Tyler Robertson**, a two-time All-WCC guard, leads the Pilots and ranks second in the WCC in scoring (16.5), third in assists per game (4.1) and fifth in FG percentage (.503). He also leads the league in minutes per game (35.2).
- 2023 All-WCC Freshman Team guard **Juanse Gorosito** set a UP freshman record for three-pointers made (63) last year and found his stroke at the Diamond Head Classic in Hawaii by burying four threes against UMass and five versus Temple.
- The Pilots welcomed the return of **Chris Austin** to the active roster this season. Austin, who averaged 14.4 points for the Pilots two seasons ago, took a medical redshirt last year after breaking his leg in the final game of the 2021-22 season.
- Portland has integrated 2022-23 redshirts **Vukasin Masic** (Maine transfer) and freshmen **Bol Dengdit** to the rotation. Masic is third on the roster in scoring (11.6) and shooting a team-best 41 percent from three-point range, while Dengdit has scored a season high 12 points twice in the last three games.
- **Yamanouchi-Williams**, a sophomore transfer from Lamar, came off of redshirt status and joined the active roster for the start of WCC play after Alimamy Koroma was dismissed from the team. Yamanouchi-Williams made 24 starts at Lamar and averaged 6.9 points and a team-high 7.1 rebounds per game.
- Portland welcomes four freshmen to the 2023-24 roster. G **Tyler Harris** (Hayward, Calif.) led Granada HS to the 2023 CIF NorCal Division I championship and a runner-up finish at the State Division I Boys Championship with a 17-point and 10-rebound effort in the title game loss to Notre Dame. G **Vincent Delano** (Phoenix, Ariz.) played for nationally recognized Arizona Compass Prep as a senior. F **Cyprian Hyde** (Oceanside, Calif.) Earned All-North County Coastal First Team honors as a senior after leading the team to the second round of the 2023 CIF San Diego Section Division II Championships. G **Jude Harris** (Manhattan Beach, Calif.) was a First Team All-Camino Real League in 2023 after averaging 15 points, eight rebounds and five assists per game.
- Delano, Hyde and Jude Harris are redshirting the 2023-24 season.
- The Pilots are currently represented by seven different countries, tied for third in the nation behind Arizona and Hawaii. Portland players hail from the United States (10), Australia (2), Argentina (1), Japan (1), Montenegro (1), Netherlands (1) and Serbia (1).

HARRIS CONTINUES TORRID START

- **Tyler Harris** has been one of the most productive freshmen in the nation this year. He has the second most rebounds of any freshman (126) and ranks fourth in rebounds per game (7.9). His four double-doubles are third best, while his 17 blocked shots also rank in the top 20 for freshmen.
- His double-double of 17 points and 12 rebounds against Long Beach State made him the first freshman in UP history to debut with a double-double. He also became the first true freshman to start a season-opener in Shantay Legans' seven years as a head coach.
- Harris also recorded double-doubles against UC Riverside (22 pts, 12 rebs), Wyoming (11 pts, 10 rebs) and Grand Canyon (15 pts, 10 rebs) and has three times been named the WCC Freshman of the Week.

ROBERTSON PILES UP THE STATS

- **Tyler Robertson** has scored at least 11 points in each of the first 16 games, including a season-high 28 points at Portland State on Nov. 28. He scored his 1,000th point as a Pilot in the opener vs. Long Beach State, passed the 1,500-point mark for his career Dec. 16 versus Grand Canyon and ranks 63rd among all active players in career scoring (1,566).
- Robertson also has 564 career rebounds and 461 total assists making him one of just four players nationally with career totals of at least 1,500 points, 550 rebounds and 450 assists: **Tristen Newton** (UConn), **Andrew Taylor** (Miss. State) and **Baylor Scheierman** (Creighton)
- Last season, Robertson and Jalen Pickett (Penn State) were the only Division I players to average at least 15 points, 5.0 rebounds and 5.0 assists per game. Robertson also led the WCC in assists, assists per game and free throws made (163).
- Robertson is Top 15 on the UP career charts in assists per game (4.7, 5th), assists (378, 6th), free throws made (321, 7th), scoring average (15.7, 9th), free throw percentage (.817, 11th), total points (1,252, t-14th) and threes made (131, t-14th).

AUSTIN BACK IN ACTION

- **Chris Austin** made his much-anticipated return to action nearly 19 months after suffering a broken leg in Portland's College Basketball Classic loss to Southern Utah on March 26, 2022.
- The 6-4 guard has found his stride and has scored in double figures six of the last 11 games.

AP Top 25 (Jan. 8)				USA Today Coaches Poll (Jan. 8)			
Rank	Team (1st place votes)	W-L	Pts	Rank	Team (1st place votes)	W-L	Pts
1	Purdue (54)	14-1	1,566	1	Purdue	14-1	788
2	Houston (7)	14-0	1,486	2	Houston	14-0	762
3	Kansas (2)	13-1	1,481	3	Kansas	13-1	754
4	UConn	13-2	1,335	4	UConn	13-2	685
5	Tennessee	11-3	1,291	5	Tennessee	11-3	661
6	Kentucky	11-2	1,253	6	Kentucky	11-2	628
7	North Carolina	11-3	1,213	7	North Carolina	11-3	592
8	Arizona	12-3	1,107	8	Arizona	12-3	556
9	Oklahoma	13-1	1,023	9	Oklahoma	13-1	490
10	Illinois	11-3	924	10	Illinois	11-3	455
T-11	Marquette	11-4	869	11	Duke	11-3	446
T-11	Duke	11-3	869	12	Marquette	11-4	428
13	Memphis	13-2	843	13	Memphis	13-2	410
14	Baylor	12-2	787	14	Baylor	12-2	378
15	Wisconsin	11-3	663	15	Wisconsin	11-3	341
16	Auburn	12-2	559	16	Auburn	12-2	301
17	Colorado State	13-2	436	17	BYU	12-2	251
18	BYU	12-2	426	18	Colorado State	13-2	221
19	San Diego State	13-2	386	19	San Diego State	13-2	198
20	Utah State	14-1	241	20	Creighton	11-4	147
21	Clemson	11-3	219	21	Gonzaga	11-4	146
22	Creighton	11-4	187	22	Clemson	11-3	133
23	Gonzaga	11-4	185	23	Utah State	14-1	77
24	Florida Atlantic	11-4	165	23	Ole Miss	13-1	77
25	Texas	11-3	148	25	Florida Atlantic	11-4	58

Receiving votes: Dayton 126, Mississippi 125, James Madison 98, Cincinnati 79, **Nevada 77**, Texas Tech 62, Wake Forest 38, **Grand Canyon 35**, Seton Hall 34, South Carolina 29, Miami 27, St. John's 18, Iowa St. 16, Colorado 8, NC State 7, Michigan St. 7, Alabama 7, Providence 6, Oregon 4, TCU 3, Northwestern 3, Princeton 2, Utah 2.
Bold = UP Opponent

Receiving votes: Texas 55; **Nevada 45**; Cincinnati 36; Iowa State 33; Dayton 33; James Madison 32; **Grand Canyon 30**; Miami (FL) 24; TCU 23; Wake Forest 21; Texas Tech 18; Ohio State 12; Seton Hall 11; Alabama 9; St. John's 8; Providence 7; Michigan State 7; Indiana State 5; South Carolina 3; Princeton 2; Villanova 1; Northwestern 1; New Mexico 1.
Bold = UP Opponent



2023-24 STANDINGS (Thru Jan. 9)

Team	WCC Pct.	Overall Pct.
#23 Gonzaga	2-0 1.000	11-4 .733
Santa Clara	2-0 1.000	11-6 .647
Saint Mary's	2-0 1.000	11-6 .647
San Francisco	1-0 1.000	12-4 .750
Portland	1-0 1.000	7-9 .438
San Diego	0-2 .000	10-7 .588
LMU	0-2 .000	7-9 .438
Pepperdine	0-2 .000	7-10 .412
Pacific	0-2 .000	6-11 .353

2023-24 WCC Preseason Poll

Team (First Place)	Points
1. Saint Mary's (5)	61
2. Gonzaga (4)	60
3. San Francisco	45
4. LMU	42
5. Santa Clara	41
6. Portland	27
7. Pepperdine	22
8. Pacific	16
9. San Diego	10

2023-24 Preseason All-WCC Team

Player - School

Alex Ducas - Saint Mary's
Graham Ike - Gonzaga
Keli Leaupepe - LMU
Aidan Mahaney - Saint Mary's
Houston Mallette - Pepperdine
Ryan Nembhard - Gonzaga
Jevon Porter - Pepperdine
Tyler Robertson - Portland
Mitchell Saxen - Saint Mary's
Anton Watson - Gonzaga



PILOTS ON TV

Portland is scheduled to have a minimum of five nationally-televised games and a total of 12 regular season games on TV this season. Four games will air on the ESPN family of networks, one on CBS Sports Network, one on ROOT Sports Northwest and five locally on Portland's CW (KRCW). Below is the complete TV schedule.

Date	Opponent	Station
Nov. 12	UC Riverside	Portland's CW
Nov. 18	Nevada	Portland's CW
Dec. 3	Air Force	Portland's CW
Dec. 16	Grand Canyon	Fox 12+
Dec. 21	Hawaii (DHC)	ESPN2
Dec. 22	TBA (DHC)	ESPN2
Dec. 24	TBA (DHC)	ESPN Family
Jan. 6	Pacific	Portland's CW
Jan. 11	Saint Mary's	ESPN Family
Feb. 7	Gonzaga	CBS Sports
Feb. 22	Gonzaga	ROOT Sports
Feb. 29	Santa Clara	Portland's CW

PILOTS ON THE RADIO

All Portland men's basketball games this year will once again be on the radio live on 910 ESPN Portland (KMTT) with Jason Swygard calling the play-by-play and Joel Sobotka joining the broadcast as the analyst. Coverage begins 30 minutes prior to tip-off and includes a post-game show.

CollegInsider.com

Mid-Major Top 25 (Jan. 8)

Rank	Team (1st place votes)	W-L	Pts
1	Gonzaga (26)	11-4	764
2	James Madison (2)	14-1	719
3	Grand Canyon (1)	14-1	718
4	Princeton (2)	13-1	689
5	Indiana State	13-2	652
6	San Francisco	12-4	574
7	McNeese	12-2	572
8	Western Carolina	13-2	534
9	Drake	12-3	504
10	Charleston	11-4	452
11	Samford	13-2	411
12	High Point	13-4	332
13	Appalachian State	11-4	306
14	Purdue Fort Wayne	13-3	305
15	Akron	10-4	304
16	CSUN	12-3	280
17	Western Kentucky	12-3	279
18	Liberty	11-5	267
19	UC Irvine	11-5	247
20	UNCG	11-4	229
21	Saint Mary's	11-6	162
22	UNCW	9-5	122
23	Southern Illinois	11-4	105
24	Vermont	11-5	81
25	Morehead State	12-4	79

Receiving Votes: Cornell 75, Weber State 73, Yale 67, Santa Clara 41, Belmont 21, Bradley 16, Toledo 14, Kent State 13, Drexel 10, Long Beach State 10, Norfolk State 10, Missouri State 8, Seattle 5, Troy 5, Kennesaw State 4, St. Thomas-Minnesota 4, UC San Diego 3, UMass-Lowell 3, Quinnipiac 2, Bowling Green 1, Longwood 1, Louisiana Tech 1, Stetson 1.

Bold = UP Opponent

GOROSITO GETS GOING

- One of the top three-point shooters in the WCC a season ago, **Juanse Gorosito** struggled to find his stroke early in the year, but came on strong in Portland's appearance at the Diamond Head Classic in Hawaii over Christmas weekend drilling 4-of-9 threes against UMass and then 5-of-11 from downtown against Temple. He finished with 16 points, six rebounds and six assists against Temple.
- The Argentina native broke Portland's freshman record for three-pointers made last season with 63.

MASIC MAGIC

- **Vukasin Masic** has shown flashes of brilliance in his return to action this season after being denied an immediate eligibility waiver last year by the NCAA.
- Masic erupted for a career high 32 points in Portland's Dec. 9 road win at North Dakota. He was 10-for-16 from the field, 4-of-8 from three-point range and 8-for-9 at the foul line. Masic added five rebounds and four assists with no turnovers. The 32 points are a team-high and the second most scored by a WCC player this season.
- In his Pilot debut, Masic scored 22 of his 25 points in second half to lead the team to a 78-73 season-opening win versus Long Beach State. His 25 points were the most ever scored by a Portland player in their debut.

SETTING PROGRAM RECORDS

- In his first two seasons leading the Pilots, head coach Shantay Legans has already began rewriting the program record books.
- The Pilots have scored the most single-season points in school history each of the last two years. Portland scored 2,524 points in his inaugural 2021-22 season and then broke that record with 2,566 total points last year.
- The 2021-22 team set a new free throw percentage record (.791), while last year's 317 three-pointers made shattered the previous record of 289 (2016-17).
- The Pilots set a single game scoring record in a 122-78 victory over Willamette on Nov. 11, 2021, eclipsing the 115 scored against St. Martin's in 1978.
- Portland also broke the program's single game three-pointers made record with 18 against VMI on Dec. 3, 2021.
- Individually, Robertson broke the school record for free throws made when he converted 22-of-24 against Portland State on Nov. 11, 2022, eclipsing a record held by Jim Winters (20-of-23) which dated back to a matchup with Seattle U on Feb. 12, 1956. He also set the program single-game assists record with 15 against New Orleans on Dec. 10, 2022.
- Mike Meadows and Robertson also became the first Pilots to ever record triple-doubles. Meadows had one against Willamette, while Robertson posted a 31-point, 11-rebound, 11-assist triple-double in a win over LMU. He added another triple-double last year with 12 points, 10 rebounds and 12 assists against Multnomah.

ABOUT SAINT MARY'S

- The Gaels (11-6, 2-0) opened WCC play with a road sweep of San Diego and LMU.
- Saint Mary's has notable wins against New Mexico, Colorado State, UNLV and Davidson. Losses have come to Weber State, San Diego State, Xavier, Utah, Boise State and Missouri State.
- Sophomore G Aidan Mahaney averages a team-high 13.5 points per game, while Augustas Marciulionis (11.5) and Mitchell Saxon (11.4) also are in double figures.
- Head coach Randy Bennett is in his 23rd season and has guided the Saint Mary's to nine NCAA Tournaments and seven NIT appearances.

PORTLAND-SAINT MARY'S SERIES HISTORY

Overall: SMC leads 72-30

H / A / N: 22-28 / 7-39 / 1-5

Streak: SMC W11

Last 10 / 5: 0-10 / 0-5

Last Meeting: #15 Saint Mary's 81, Pilots 64 (Feb. 11, 2023 at Portland)

2022-23 TEAM HIGHS/LOWS PORTLAND

Points:.....107, vs Willamette (11/25)
 Fewest Points:54, vs Temple (12/24)
 1st Half Points:52, vs Willamette (11/25)
 2nd Half Points:55, vs Willamette (11/25)
 Fewest Points/Half:24/1st, vs Temple (12/24)
 Field Goals:.....38, vs Willamette (11/25)
 Field Goal Pct.:.....543, vs Willamette (11/25)
 Worst FG Pct.:.....322, vs GCU (12/16)
 3-Point FGs:16, vs Willamette (11/25)
 3-Point FGs Att.:.....36, (2) last vs Pacific (1/6)
 3-Point Pct.:.....444, (2) last vs Willamette (11/25)
 Free Throws Made:.....25, vs Long Beach St. (11/6)
 Free Throws Att.:31, vs Long Beach St. (11/6)
 Free Throw Pct.:889, vs UC Riverside (11/12)
 Worst FT Pct.:444, vs Temple (12/24)
 Rebounds:48, vs Lewis & Clark (11/8)
 Fewest Rebs:26, (2) last vs UMass (12/22)
 Assists:.....24, vs Willamette (11/25)
 Fewest Assists:.....7, at Hawaii (12/21)
 Steals:9, vs TSU (11/15)
 Fewest Steals:.....3, at Portland State (11/28)
 Blocked Shots:7, vs Lewis & Clark (11/8)
 Turnovers:.....21, (2) last vs Wyoming (12/1)
 Fewest Turnovers:6, at North Dakota (12/9)

OPPONENTS

Points:.....108, Nevada (11/18)
 Fewest Points:55, Temple (12/24)
 Most Pts/Half:55/2nd, Nevada (11/18)
 Fewest Pts/Half:26/1st, Temple (12/24)
 Field Goal Pct.:.....610, Nevada (11/18)
 Worst FG Pct.:.....317, Temple (12/24)
 3-Point FGs:13, (2) last GCU (12/16)
 3-Point Pct.:.....542, Nevada (11/18)
 Free Throws Made:.....23, Nevada (11/18)
 Free Throws Att.:33, Nevada (11/18)
 Rebounds:51, GCU (12/16)
 Most Turnovers:18, Wyoming (12/1)
 Fewest Turnovers:5, NDSU (12/7)

PILOTS RECORD WHEN...

At Home:6-2
 Away:.....1-4
 Neutral:0-1
 In Overtime:0-0
 Leading at Half:.....6-1
 Trailing at Half:1-6
 Tied at Half:0-0
 Outshoot an Opponent:7-1
 Outshot by Opponent:0-6
 45%-Plus FG Pct.:.....6-2
 45%-Minus FG Pct.:.....1-5
 Opp. 45%-Plus FG Pct.:.....0-4
 Opp. 45%-Minus FG Pct.:.....7-3
 70%-plus FT Pct.:6-3
 69%-Minus FT Pct.:.....1-4
 Outrebounding Opp.:6-2
 Outrebounded by Opp.:1-5
 Fewer Turnovers than Opp.:.....1-1
 More Turnovers than Opp.:.....6-6
 Same Amount of Turnovers:.....0-0
 Score Less than 70 Points:.....0-5
 Score 70 or More Points:.....7-2
 Score 80 or More Points:.....4-1
 Score 90 or More Points:.....1-0
 Score 100 or More Points:.....1-0
 Games decided by 10+ points:.....6-6
 Games decided by 6-9 points:.....0-0
 Games decided by 1-5 points:.....1-1

LAST TIME PORTLAND...

Scored 100+ Pts:.....107, vs Willamette (11/25/23)
 Allowed 100+ Pts:.....100, vs UMass (12/22/23)
 Scored Under 50 Pts:.....43, at Saint Mary's (1/7/23)
 All. Under 50 Pts:.....39, vs Bushnell (2/15/22)
 Went to OT:L, 63-68, at San Diego (1/13/22)
 Went to Double OT:.....L, 93-94, at PEP (2/4/23)
 Went to Triple OT:.....W, 114-110 vs BYU (1/23/14)
 Beat Ranked Team:.....W, 82-73, #18/22 GON (1/9/14)
 Beat a Top 10 Team:Never

PILOT LEADERS* *Ties included*

Games as Leading Scorer

Robertson (6), Harris (4), Masic (3), Austin (2),
 Koroma (1), Gorosito (1)

Games as Leading Rebounder

Harris (8), Robertson (3), Koroma (2), Vucinic (2),
 Jordan (1), Masic (1), Yamanouchi-Williams (1)

Games as Assists Leader

Robertson (10), Masic (4), Gorosito (3), Austin (1)

10+ Point Games

Robertson (16), Harris (11), Masic (8), Austin (7),
 Koroma (5), Vucinic (3), Gorosito (3), Dengdit (2),
 Jordan (1), Yamanouchi-Williams (1)

20+ Games

Harris (3), Koroma (2), Masic (2), Robertson (2)

30+ Games

Masic (1)

10+ Assist Games

Robertson (1)

10+ Rebound Games

Harris (5), Jordan (1), Koroma (1), Yamanouchi-Williams (1)

Double-Doubles

Harris (4), Jordan (1), Koroma (1), Robertson (1),
 Yamanouchi-Williams (1)

LAST TIME A PILOT...

Scored 25+:.....Vukasin Masic (32 at UND, 12/9/23)
 Scored 30+:.....Vukasin Masic (32 at UND, 12/9/23)
 15+ FTs:Tyler Robertson (22 vs PSU, 11/11/22)
 20+ FTs:Tyler Robertson (24 vs PSU, 11/11/22)
 5+ 3-Ptrs:Juanse Gorosito (5 vs TEM, 12/24/23)
 7+ 3-Ptrs:D'Marques Tyson (7 at USD, 2/25/17)
 12+ Rebs:Tyler Harris (12 vs UCR, 11/12/23)
 15+ Rebs:Kristian Sjolund (18 at USF, 2/8/22)
 20+ Rebs:Rick Raivio (20 at Air Force, 1/18/79)
 10+ Assists:Tyler Robertson (10 vs L&C, 11/8/23)
 5+ Steals:Chase Adams (5 at PEP, 1/16/21)
 5+ Blocks:Kristian Sjolund (5 vs LMU, 2/12/22)

2023-24 ROSTER

NO.	PLAYER	PRONUNCIATION	POS.	HT.	WT.	CL./EI.	HOMETOWN/PREVIOUS SCHOOL
0	Vukasin Masic*	voo-KAW-shin MOSH-ich	G	6-5	210	Sr./So.	Belgrade, Serbia (Hoosac School/Hofstra/Maine)
1	Thomas Oosterbroek	OAST-uhr-brook	F	6-8	220	Jr./So.	Amsterdam, Netherlands (Brentwood School-CA/Miami)
2	Tyler Robertson		G/F	6-6	235	Sr./Sr.	Melbourne, Australia (Box Hill Senior Secondary/EWU)
3	Yuto Yamanouchi-Williams	YOO-toh YAH-muh-NO-chee	F	6-10	230	So./So.	Aizuwakamatsu, Japan (Ribet Acad.-CA/Lamar)
4	Juanse Gorosito	wahn-say GOR-oh-see-tow	G	6-0	185	So./So.	Ceres Santa Fe, Argentina (Denver Prep-CO)
5	Chris Austin*		G	6-4	210	Gr./Jr.	Pasadena, Calif. (Maranatha HS/Fordham)
10	Coleman Lemke*		G	6-8	190	Jr./So.	Las Vegas, Nev. (Faith Lutheran HS)
11	Vincent Delano#		G	6-2	175	Fr./Fr.	Phoenix, Ariz. (Arizona Compass Prep)
12	Kelson Gebbers#		G	6-7	200	Fr./Fr.	Brewster, Wash. (Brewster HS)
13	Jude Harris#		G	6-5	205	Fr./Fr.	Manhattan Beach, Calif. (Salesian HS)
15	Tyler Harris		G	6-8	190	Fr./Fr.	Hayward, Calif. (Granada HS)
20	Drew Stack*		G	6-3	200	So./Fr.	Madison, N.J. (Madison HS)
21	Noah Jordan		F	6-8	200	Gr./Sr.	Indianapolis, Ind. (Indianapolis Metro/West Virginia St.)
22	Cyprian Hyde#		F	6-11	235	Fr./Fr.	Oceanside, Calif. (Vista HS)
23	Vasilije Vucinic	VAW-see-lee VOO-chin-ich	F	6-11	250	Jr./Jr.	Bijelo Polje, Montenegro
24	Bol Dengdit*	dang-dit	F	6-11	210	So./Fr.	Melbourne, Australia (NBA Global Academy)
33	Andrew Younan*	YO-nin	G	6-5	195	So./Fr.	Westlake Village, Calif. (Viewpoint HS)

* Utilized Redshirt Season

Redshirting the 2023-24 Season

Head Coach: Shantay Legans (shawn-tay leg-uhs, 3rd year, Fresno State '04)

Associate Head Coach: Bobby Suarez (3rd year)


Assistant Coaches: T.J. Lipold (LIP-old, 3rd year), Arturo Ormond (1st year)

Director of Basketball Operations: Brock Stephenson (2nd year)

2023-24 TV / RADIO ROSTER



0 Vukasin Masic
G • 6-5 • 210 • RS-SO
Belgrade, Serbia




1 Thomas Oosterbroek
F • 6-8 • 210 • RS-SO
Amsterdam, Netherlands



2 Tyler Robertson
G/F • 6-6 • 235 • SR
Melbourne, Australia



3 Yuto Yamanouchi-Williams
F • 6-10 • 230 • SO
Aizuwakamatsu, Japan



4 Juanse Gorosito
G • 6-0 • 185 • FR
Ceres Santa Fe, Argentina




5 Chris Austin
G • 6-4 • 210 • RS-JR
Pasadena, Calif.




10 Coleman Lemke
G • 6-8 • 190 • RS-SO
Las Vegas, Nev.



11 Vincent Delano
G • 6-2 • 175 • FR
Phoenix, Ariz.



12 Kelson Gebbers
G • 6-7 • 200 • FR
Brewster, Wash.



13 Jude Harris
G • 6-5 • 205 • FR
Manhattan Beach, Calif.



15 Tyler Harris
G • 6-8 • 190 • FR
Hayward, Calif.




20 Drew Stack
G • 6-3 • 175 • RS-FR
Madison, N.J.



21 Noah Jordan
F • 6-8 • 200 • SR
Indianapolis, Ind.



22 Cyprian Hyde
F • 6-11 • 235 • FR
Oceanside, Calif.



23 Vasilije Vucinic
F • 6-10 • 225 • JR
Bijelo Polje, Montenegro



24 Bol Dengdit
F • 6-11 • 200 • RS-FR
Melbourne, Australia




33 Andrew Younan
G • 6-4 • 175 • RS-FR
Westlake Village, Calif.



Shantay Legans
Head Coach



Bobby Suarez
Associate Head Coach



TJ Lipold
Assistant Coach



Arturo Ormond
Assistant Coach

HEAD COACH SHANTAY LEGANS



Shantay Legans was hired in March of 2021 after he led Eastern Washington to the 2021 NCAA Tournament. Legans carried that winning pedigree to The Bluff where he guided the Pilots to 19 wins and the program's first postseason victory at the NCAA level in 2022. Legans matched the fourth-most wins in a season since Portland joined the Division I ranks in 1958. Other highlights from his inaugural season at Portland included a road win against NCAA Tournament participant San Francisco, a 7-7 West Coast Conference record, and a six-game win streak late in the season. Legans and the Pilots battled injuries to finish 14-19 overall in 2021-22 with notable wins against Villanova, San Francisco and San Diego in the opening round of the WCC Tournament.

Legans' teams have made their marks on the UP record books setting single-season total points records in both 2021-22 (2,524) and also 2022-23 (2,566). The 2021-22 Pilots also established a new free throw percentage record (.791), while last year's 317 three-pointers made shattered the previous record of 289 (2016-17).

The Pilots set a single game scoring record in a 122-78 victory over Willamette on Nov. 11, 2021, eclipsing the 115 scored against St. Martin's in 1978. Portland also broke the program's single game three-pointers made record with 18 against VMI on Dec. 3, 2021. Individually, Tyler Robertson broke the school record for free throws made when he converted 22-of-24 against Portland State on Nov. 11, 2022. He also set the program single-game assists record with 15 against New Orleans on Dec. 10, 2022. Mike Meadows and Robertson also became the first Pilots to ever record triple-doubles. Meadows had one against Willamette on Nov. 11, 2021, while Robertson posted a remarkable 31-point, 11-rebound, 11-assist triple-double in a Feb. 12, 2022 win over LMU. He added another triple-double last season with 12 points, 10 rebounds and 12 assists against Multnomah on Nov. 30.

SUCCESS AT EASTERN WASHINGTON

Legans helped lead the Eagles to five of the program's seven all-time postseason appearances during his 12 years on staff. In his four years as head coach in Cheney, he compiled the best overall (.605) and conference (.726) winning percentages in school history. As head coach, he also guided the Eagles to an NCAA Tournament appearance, Big Sky Coach of the Year honor and two conference championships. Legans' .726 conference winning percentage is the best in the Big Sky in the last 30 years and second best all-time among coaches with at least four years in the league. In his final season, Legans piloted the Eagles to their third NCAA Tournament appearance after winning the Big Sky Tournament. At the NCAA Tournament, the Eagles led third seeded Kansas by double digits in the second half before falling 93-84. He was one of 25 finalists for the 2021 Skip Prosser Man of the Year Award which goes to a coach who not only achieves success on the court but who displays moral integrity off the floor. Legans was also among the 25 finalists for the Ben Jobe Award presented to the top NCAA Division I minority coach. He was ranked 11th on ESPN's "40 Under 40" list of the top 40 college basketball coaches under the age of 40 in 2020. In addition to the Eagles' success on the floor, his teams achieved a team GPA of 3.40 or above in each of his four seasons as head coach.

PLAYING CAREER

Raised in Goleta, Calif., Legans was a star prep player at Dos Pueblos High School and then a three-year starting point guard at the University of California from 1999-02. He led the Golden Bears to a pair of NCAA Tournaments and 61 wins before transferring to Fresno State for his final year of eligibility. He earned Western Athletic Conference Newcomer of the Year honors for the Bulldogs in 2004. Legans had a professional playing career in the Netherlands and with the Santa Barbara Breakers of the International Basketball League before transitioning to start his coaching career.

EDUCATION AND FAMILY

Legans is a 2004 graduate of Fresno State and is married to former Eastern Washington women's basketball player, Tatjana Sparavalo. The couple have two children: daughter Zola Lee (6) and son Maksim (Mak) Lee (5).

LEGANS' COACHING RECORD

Season	Team	Overall	Conference	Standing	Postseason
2017-18	Eastern Washington	20-15	13-5	T-3rd	CBI first round
2018-19	Eastern Washington	16-18	12-8	3rd	
2019-20	Eastern Washington	23-8	16-4	1st	Postseason cancelled
2020-21	Eastern Washington	16-8	12-3	T-2nd	NCAA first round
Eastern Washington Totals:		75-49 (.605)	53-20 (.726)		
2021-22	Portland	19-15	7-7	6th	TBC
2022-23	Portland	14-19	5-11	T-8th	
2023-24	Portland	7-9	1-0		
Portland Totals:		40-43 (.482)	13-18 (.419)		
Combined Totals:		115-92 (.556)			

2023-24 OVERALL STATS



2023-24 Portland Men's Basketball Combined Team Statistics All games

 Page 1/1
as of Jan 07, 2024

Game Records

Record	Overall	Home	Away	Neutral
ALL GAMES	7-9	6-2	1-4	0-3
CONFERENCE	1-0	1-0	0-0	0-0
NON-CONFERENCE	6-9	5-2	1-4	0-3

Score by Periods

Team	1st	2nd	OT	TOT
Portland	561	629	0	1190
Opponents	571	660	0	1231

Team Box Score

No.	Player				Total		3-Point		F-Throw		Rebounds											
		GP-GS	MIN	AVG	FG-FGA	FG%	3FG-3FGA	3FG%	FT-FTA	FT%	OFF	DEF	TOT	AVG	PF	DQ	A	TO	BLK	STL	PTS	AVG
2	ROBERTSON, Tyler	16-16	565:32	35.3	98-195	.503	31-83	.373	37-48	.771	10	55	65	4.1	33	0	66	43	3	14	264	16.5
15	HARRIS, Tyler	16-16	547:24	34.2	73-146	.500	17-42	.405	50-73	.685	24	102	126	7.9	31	0	18	34	17	17	213	13.3
3	YAMANOUCI-WILLIAMS, Yuto	1-1	21:18	21.3	3-12	.250	2-9	.222	4-5	.800	3	7	10	10.0	4	0	0	2	1	0	12	12.0
0	MASIC, Vukasin	15-15	443:08	29.5	61-127	.480	25-61	.410	27-35	.771	6	50	56	3.7	16	0	34	28	1	12	174	11.6
14	KOROMA, Alimamy	12-5	222:38	18.6	46-82	.561	4-13	.308	20-27	.741	11	39	50	4.2	28	0	8	18	7	4	116	9.7
5	AUSTIN, Chris	16-16	410:06	25.6	52-111	.468	17-48	.354	14-19	.737	22	19	41	2.6	42	2	24	25	1	13	135	8.4
23	VUCINIC, Vasilije	15-10	224:50	15.0	30-55	.545	1-3	.333	24-39	.615	23	37	60	4.0	26	0	11	18	8	1	85	5.7
4	GOROSITO, Juan Sebastian	16-1	359:19	22.5	26-91	.286	23-79	.291	10-13	.769	2	28	30	1.9	34	2	42	23	0	16	85	5.3
21	JORDAN, Noah	11-0	153:42	14.0	13-40	.325	4-23	.174	7-11	.636	11	31	42	3.8	23	1	10	7	6	5	37	3.4
24	DENGDI, Bol	14-0	109:20	7.8	12-39	.308	5-25	.200	9-12	.750	8	17	25	1.8	5	0	5	7	0	1	38	2.7
1	OOSTERBROEK, Thomas	9-0	119:30	13.3	6-22	.273	1-11	.091	11-14	.786	2	18	20	2.2	22	2	11	11	3	2	24	2.7
10	LEMKE, Coleman	5-0	11:03	2.2	1-3	.333	1-3	.333	4-7	.571	0	1	1	0.2	4	0	0	0	0	0	7	1.4
20	STACK, Drew	4-0	07:17	1.8	0-2	.000	0-2	.000	0-0	.000	0	1	1	0.3	1	0	1	2	0	0	0	0.0
33	YOUNAN, Andrew	3-0	04:54	1.6	0-3	.000	0-2	.000	0-0	.000	0	0	0	0.0	1	0	0	0	0	0	0	0.0
Team											29	26	55					6				
Total		16	3200		421-928	.454	131-404	.324	217-303	.716	151	431	582	36.4	270	7	230	224	47	85	1190	74.4
Opponents		16	3200		443-1004	.441	155-445	.348	190-275	.691	161	398	559	34.9	292	7	252	171	31	108	1231	76.9

Team Statistics

	UP	OPP
Scoring	1190	1231
Points per game	74.4	76.9
Scoring margin	-2.6	-
Field goals-att	421-928	443-1004
Field goal pct	.454	.441
3 point fg-att	131-404	155-445
3-point FG pct	.324	.348
3-pt FG made per game	8.2	9.7
Free throws-att	217-303	190-275
Free throw pct	.716	.691
F-Throws made per game	13.6	11.9
Rebounds	582	559
Rebounds per game	36.4	34.9
Rebounding margin	+1.4	-
Assists	230	252
Assists per game	14.4	15.8
Turnovers	224	171
Turnovers per game	14.0	10.7
Turnover margin	-3.3	-
Assist/turnover ratio	1.0	1.5
Steals	85	108
Steals per game	5.3	6.8
Blocks	47	31
Blocks per game	2.9	1.9
Winning streak	1	-
Home win streak	1	-
Attendance	8367	16762
Home games-Avg/Game	8-1046	5-3352
Neutral site-Avg/Game	-	3-4590

Team Results

Date	Opponent		Score	Att.
11/06/2023	Long Beach St.	W	78-73	1073
11/08/2023	Lewis & Clark	W	89-72	1007
11/12/2023	UC Riverside	W	76-65	1187
11/15/2023	Tennessee St.	L	65-75	923
11/18/2023	at Nevada	L	83-108	7254
11/25/2023	Willamette	W	107-84	821
11/28/2023	at Portland St.	L	74-75	1483
12/01/2023	Wyoming	W	81-70	1076
12/03/2023	Air Force	L	58-80	1043
12/07/2023	at North Dakota St.	L	67-78	1234
12/09/2023	at North Dakota	W	83-72	1501
12/16/2023	vs Grand Canyon	L	63-91	4509
12/21/2023	at Hawaii	L	56-69	5290
12/22/2023	vs Massachusetts	L	78-100	4919
12/24/2023	vs Temple	L	54-55	4342
01/06/2024	Pacific	W	78-64	1237

PORTLAND NATIONAL RANKINGS (THRU JAN. 9)

Statistic	National Rank	Conference Rank	Value National Leader	Value Conference Leader	Value
Assist/Turnover Ratio (351 ranked)	229	8	1.03 BYU	2.04 Gonzaga	1.40
Assists Per Game (351 ranked)	120	4	14.4 BYU	21.6 Gonzaga	16.5
Bench Points per game (351 ranked)	283	9	16.75 A&M-Corpus Christi SFA	40.27 San Diego	28.88
Blocks Per Game (351 ranked)	248	8	2.9 App State	6.7 Saint Mary's (CA)	4.7
Effective FG pct (351 ranked)	129	4	0.524 Indiana St.	0.613 San Francisco	0.571
Fastbreak Points (351 ranked)	244	5	8.69 TCU	24.50 Gonzaga	16.13
Field Goal Percentage (351 ranked)	155	4	45.4 Wright St.	53.7 Gonzaga	49.8
Field Goal Percentage Defense (351 ranked)	238	7	44.1 Houston	34.6 Saint Mary's (CA)	38.8
Fouls Per Game (351 ranked)	172	2	16.9 Creighton	10.9 Gonzaga	16.3
Free Throw Attempts Per Game (351 ranked)	206	4	18.9 Tulane	28.9 Gonzaga	20.6
Free Throw Percentage (351 ranked)	151	4	71.6 Stetson	84.1 San Francisco	75.6
Free Throws Made Per Game (351 ranked)	193	4	13.6 Tulane	21.4 Gonzaga	14.5
Rebound Margin (351 ranked)	174	7	1.4 Arizona	13.9 Saint Mary's (CA)	12.1
Rebounds (Defensive) Per Game (351 ranked)	97	3	26.94 UT Martin	32.25 Gonzaga	29.40
Rebounds (Offensive) Per Game (351 ranked)	269	8	9.44 Texas A&M	18.33 Saint Mary's (CA)	14.76
Rebounds Per Game (351 ranked)	184	5	36.38 Florida	45.21 Gonzaga	42.47
Scoring Defense (351 ranked)	304	9	76.9 Houston	50.3 Saint Mary's (CA)	59.5
Scoring Margin (351 ranked)	293	8	-2.6 Houston	25.0 San Francisco	17.1
Scoring Offense (351 ranked)	187	4	74.4 Arizona	92.6 Gonzaga	84.9
Steals Per Game (351 ranked)	314	6	5.3 Bethune-Cookman	12.9 San Francisco	9.0
Three Point Attempts Per Game (351 ranked)	63	1	25.2 North Florida	35.9 Portland	25.2
Three Point Percentage (351 ranked)	230	7	32.4 Baylor	43.3 Santa Clara	37.4
Three Point Percentage Defense (351 ranked)	271	8	34.8 UMass Lowell	25.5 San Francisco	28.8
Three Pointers Per Game (351 ranked)	116	3	8.2 North Florida	12.6 San Francisco	8.7
Turnover Margin (351 ranked)	336	9	-3.3 Purdue Fort Wayne	8.1 San Francisco	2.6
Turnovers Forced Per Game (351 ranked)	309	8	10.69 Bethune-Cookman	19.21 San Francisco	15.56
Turnovers Per Game (351 ranked)	301	8	14.0 Virginia	8.3 LMU (CA)	11.5
Winning Percentage (350 ranked)	250	6	43.8 Nevada Utah St.	93.8 San Francisco	75.0

Statistic	Player	National Rank	Conference Rank	Value National Leader	Value Conference Leader	Value
Assist/Turnover Ratio (350 ranked)	Tyler Robertson	281	9	1.53 Aly Khalifa, BYU	6.75 Moe Odum, Pacific	2.42
Assists (342 ranked)	Tyler Robertson	93	4	66 Darius Brown II, Utah St.	121 Ryan Nembhard, Gonzaga	90
Assists Per Game (347 ranked)	Tyler Robertson	134	3	4.1 Savion Lewis, Quinnipiac	7.9 Ryan Nembhard, Gonzaga	6.0
Blocks (329 ranked)	Tyler Harris	185	3	17 Isaiah Cozart, Eastern Ky.	60 Kevin Patton Jr., San Diego	25
Blocks Per Game (345 ranked)	Tyler Harris	233	3	1.06 Isaiah Cozart, Eastern Ky.	4.29 Kevin Patton Jr., San Diego	1.47
Double Doubles (338 ranked)	Tyler Harris Tyler Robertson Alimamy Koroma Noah Jordan Yuto Yamanouchi-Williams	67 338 338 338 338	4 9 9 9 9	4 Enrique Freeman, Akron	13 Michael Ajayi, Pepperdine	10
Field Goal Attempts (342 ranked)	Tyler Robertson	130	6	195 Tommy Bruner, Denver	309 Michael Ajayi, Pepperdine	244
Field Goal Percentage (350 ranked)	Tyler Robertson	139	5	50.3 Vladislav Goldin, Fla. Atlantic	71.7 Jonathan Mogbo, San Francisco	67.5
Field Goals (326 ranked)	Tyler Robertson	59	3	98 Tommy Bruner, Denver	133 Michael Ajayi, Pepperdine	116
Free Throw Attempts (338 ranked)	Tyler Harris	145	4	73 Zach Edey, Purdue	154 Wayne McKinney III, San Diego	91
Free Throw Percentage (350 ranked)				Lonell Martin, Ark.-Pine Bluff	97.8 Adama Bal, Santa Clara	88.2
Free Throws (336 ranked)	Tyler Harris	209	3	50 Tommy Bruner, Denver	122 Wayne McKinney III, San Diego	70
Minutes Per Game (350 ranked)	Tyler Robertson Tyler Harris	28 73	1 3	35:21 Ethan Taylor, Air Force	38:51 Tyler Robertson, Portland	35:21
Points (349 ranked)	Tyler Robertson Tyler Harris	92 317	4 13	264 Tommy Bruner, Denver	431 Michael Ajayi, Pepperdine	300
Points Per Game (349 ranked)	Tyler Robertson	153	2	16.5 Tommy Bruner, Denver	25.4 Michael Ajayi, Pepperdine	17.6
Rebounds (345 ranked)	Tyler Harris	76	4	126 Drew Cisse, Western Ill.	196 Jonathan Mogbo, San Francisco	169
Rebounds (Defensive) Per Game (348 ranked)	Tyler Harris	45	3	6.38 Vonterius Woolbright, Western Caro.	10.20 Michael Ajayi, Pepperdine	7.24
Rebounds (Offensive) Per Game (348 ranked)				Isaiah Cozart, Eastern Ky.	4.64 Mitchell Saxen, Saint Mary's (CA)	4.35
Rebounds Per Game (350 ranked)	Tyler Harris	107	5	7.9 Enrique Freeman, Akron	13.0 Jonathan Mogbo, San Francisco	10.6
Steals (323 ranked)				Arturo Dean, FIU	66 Jonathan Mogbo, San Francisco	30
Steals Per Game (338 ranked)				Arturo Dean, FIU	4.12 Jonathan Mogbo, San Francisco	1.88
Three Point Attempts (347 ranked)	Tyler Robertson Juan Sebastian Gorosito	228 287	8 10	83 Jack Gohlke, Oakland	165 Aidan Mahaney, Saint Mary's (CA)	113
Three Point Percentage (106 ranked)				Wooga Poplar, Miami (FL)	50.0 Dominick Harris, LMU (CA)	41.2
Three Pointers Per Game (343 ranked)	Tyler Robertson	291	7	1.94 Tyler Thomas, Hofstra	4.13 Dominick Harris, LMU (CA)	2.50
Total 3-point FGM (325 ranked)	Tyler Robertson	213	8	31 Tyler Thomas, Hofstra	62 Dominick Harris, LMU (CA)	40
Triple Doubles (3 ranked)				Kevin McCullar Jr., Kansas	2	
				Kevin Cross, Tulane	2	



2023-24 Portland Men's Basketball
Individual Game-by-Game
All games

Page 1/14
as of Jan 07, 2024

#0 MASIC, Vukasin

Opponent	Date	GS	MIN	Total		3-Pointers		Free throws		Rebounds				PF	A	TO	BLK	STL	PTS	AVG
				FG-FGA	PCT	3FG-3FGA	PCT	FT-FTA	PCT	OFF	DEF	TOT	AVG							
Long Beach St.	11/06/2023	*	34:33	7-12	.583	4-7	.571	7-8	.875	2	5	7	7.0	2	4	2	0	2	25	25.0
Lewis & Clark	11/08/2023	*	26:21	6-9	.667	2-4	.500	0-0	.000	0	4	4	5.5	1	1	3	0	1	14	19.5
UC Riverside	11/12/2023	*	30:38	2-5	.400	1-3	.333	3-3	1.000	1	5	6	5.7	1	4	3	0	0	8	15.7
Tennessee St.	11/15/2023	*	30:06	5-9	.556	3-5	.600	2-3	.667	0	4	4	5.3	1	0	3	0	1	15	15.5
at Nevada	11/18/2023	*	31:33	3-9	.333	1-3	.333	0-0	.000	0	1	1	4.4	0	4	0	0	1	7	13.8
Willamette	11/25/2023	*	24:16	1-3	.333	1-1	1.000	0-0	.000	0	2	2	4.0	1	3	1	1	0	3	12.0
at Portland St.	11/28/2023	*	31:10	5-9	.556	1-5	.200	1-1	1.000	1	3	4	4.0	1	0	0	0	0	12	12.0
Wyoming	12/01/2023	*	27:33	1-4	.250	1-2	.500	1-2	.500	1	1	2	3.8	2	1	3	0	1	4	11.0
Air Force	12/03/2023	*	24:59	5-8	.625	1-4	.250	0-0	.000	0	3	3	3.7	2	1	4	0	1	11	11.0
at North Dakota St.	12/07/2023	*	26:23	2-8	.250	1-3	.333	2-5	.400	1	5	6	3.9	1	5	3	0	1	7	10.6
at North Dakota	12/09/2023	*	36:44	10-16	.625	4-8	.500	8-9	.889	0	5	5	4.0	1	4	0	0	1	32	12.5
vs Grand Canyon	12/16/2023	*	31:19	4-13	.308	2-7	.286	2-3	.667	0	4	4	4.0	3	1	1	0	0	12	12.5
at Hawaii	12/21/2023	*	37:23	7-13	.538	3-3	1.000	1-1	1.000	0	3	3	3.9	0	1	1	0	1	18	12.9
vs Massachusetts	12/22/2023	*	14:19	2-2	1.000	0-0	.000	0-0	.000	0	1	1	3.7	0	2	2	0	1	4	12.3
Pacific	01/06/2024	*	35:51	1-7	.143	0-6	.000	0-0	.000	0	4	4	3.7	0	3	2	0	1	2	11.6
Totals		15	443:08	61-127	.480	25-61	.410	27-35	.771	6	50	56	3.7	16	34	28	1	12	174	11.6

Player Averages

Games Played	Minutes/ game	Points/ game	FG Pct	3FG Pct	FT Pct	Rebounds/ game	Assists/ game	Turnovers/ game	Assist/Turnover ratio	Steals/ game	Blocks/ game
15	29.5	11.6	48.0	41.0	77.1	3.7	2.3	1.9	1.2	0.8	0.1



2023-24 Portland Men's Basketball
Individual Game-by-Game
All games

Page 2/14
as of Jan 07, 2024

#1 OOSTERBROEK, Thomas

Opponent	Date	GS	MIN	Total		3-Pointers		Free throws		Rebounds				PF	A	TO	BLK	STL	PTS	AVG
				FG-FGA	PCT	3FG-3FGA	PCT	FT-FTA	PCT	OFF	DEF	TOT	AVG							
UC Riverside	11/12/2023		06:20	1-1	1.000	0-0	.000	0-0	.000	0	1	1	1.0	2	0	1	1	0	2	2.0
Tennessee St.	11/15/2023		08:34	0-1	.000	0-0	.000	0-0	.000	1	0	1	1.0	2	1	2	0	1	0	1.0
at Nevada	11/18/2023		10:03	1-1	1.000	0-0	.000	1-2	.500	0	2	2	1.3	5	1	2	0	0	3	1.7
Willamette	11/25/2023		13:44	1-7	.143	1-5	.200	3-4	.750	0	3	3	1.8	0	2	1	0	0	6	2.8
at North Dakota	12/09/2023		10:26	2-3	.667	0-1	.000	3-3	1.000	0	2	2	1.8	2	1	0	0	0	7	3.6
vs Grand Canyon	12/16/2023		15:28	0-2	.000	0-1	.000	2-2	1.000	0	2	2	1.8	5	0	1	2	0	2	3.3
at Hawaii	12/21/2023		17:38	1-3	.333	0-1	.000	2-3	.667	1	1	2	1.9	1	1	0	0	0	4	3.4
vs Massachusetts	12/22/2023		21:56	0-2	.000	0-2	.000	0-0	.000	0	1	1	1.8	1	3	0	0	0	0	3.0
vs Temple	12/24/2023		15:21	0-2	.000	0-1	.000	0-0	.000	0	6	6	2.2	4	2	4	0	1	0	2.7
Totals		0	119:30	6-22	.273	1-11	.091	11-14	.786	2	18	20	2.2	22	11	11	3	2	24	2.7

Player Averages

Games Played	Minutes/game	Points/game	FG Pct	3FG Pct	FT Pct	Rebounds/game	Assists/game	Turnovers/game	Assist/Turnover ratio	Steals/game	Blocks/game
9	13.3	2.7	27.3	9.1	78.6	2.2	1.2	1.2	1.0	0.2	0.3



2023-24 Portland Men's Basketball
Individual Game-by-Game
All games

Page 3/14
as of Jan 07, 2024

#2 ROBERTSON, Tyler

Opponent	Date	GS	MIN	Total		3-Pointers		Free throws		Rebounds				PF	A	TO	BLK	STL	PTS	AVG
				FG-FGA	PCT	3FG-3FGA	PCT	FT-FTA	PCT	OFF	DEF	TOT	AVG							
Long Beach St.	11/06/2023	*	35:56	5-13	.385	1-7	.143	2-3	.667	0	1	1	1.0	1	4	3	0	0	13	13.0
Lewis & Clark	11/08/2023	*	34:36	6-15	.400	1-7	.143	1-2	.500	1	5	6	3.5	0	10	2	0	0	14	13.5
UC Riverside	11/12/2023	*	33:33	6-11	.545	3-3	1.000	3-4	.750	0	4	4	3.7	1	1	2	0	0	18	15.0
Tennessee St.	11/15/2023	*	37:29	8-16	.500	2-9	.222	6-9	.667	0	7	7	4.5	3	5	3	0	3	24	17.3
at Nevada	11/18/2023	*	33:29	5-14	.357	1-5	.200	2-4	.500	2	1	3	4.2	4	7	0	0	1	13	16.4
Willamette	11/25/2023	*	22:05	6-8	.750	3-4	.750	2-2	1.000	0	1	1	3.7	0	6	1	0	0	17	16.5
at Portland St.	11/28/2023	*	38:53	12-23	.522	1-6	.167	3-3	1.000	0	5	5	3.9	2	4	2	0	1	28	18.1
Wyoming	12/01/2023	*	37:40	3-7	.429	1-3	.333	5-5	1.000	0	4	4	3.9	4	5	5	0	2	12	17.4
Air Force	12/03/2023	*	35:44	4-6	.667	4-5	.800	2-2	1.000	0	2	2	3.7	1	5	5	0	1	14	17.0
at North Dakota St.	12/07/2023	*	38:52	6-12	.500	2-3	.667	1-1	1.000	2	3	5	3.8	3	1	3	0	1	15	16.8
at North Dakota	12/09/2023	*	31:31	6-11	.545	3-6	.500	1-2	.500	0	2	2	3.6	3	3	2	0	1	16	16.7
vs Grand Canyon	12/16/2023	*	35:10	5-13	.385	3-7	.429	4-4	1.000	0	2	2	3.5	1	2	2	1	0	17	16.8
at Hawaii	12/21/2023	*	38:49	4-9	.444	0-3	.000	3-4	.750	1	6	7	3.8	4	1	5	1	1	11	16.3
vs Massachusetts	12/22/2023	*	33:57	7-12	.583	2-4	.500	1-1	1.000	2	3	5	3.9	2	1	4	1	0	17	16.4
vs Temple	12/24/2023	*	40:00	7-14	.500	2-7	.286	0-0	.000	0	2	2	3.7	1	3	2	0	0	16	16.3
Pacific	01/06/2024	*	37:48	8-11	.727	2-4	.500	1-2	.500	2	7	9	4.1	3	8	2	0	3	19	16.5
Totals		16	565:32	98-195	.503	31-83	.373	37-48	.771	10	55	65	4.1	33	66	43	3	14	264	16.5

Player Averages

Games Played	Minutes/game	Points/game	FG Pct	3FG Pct	FT Pct	Rebounds/game	Assists/game	Turnovers/game	Assist/Turnover ratio	Steals/game	Blocks/game
16	35.3	16.5	50.3	37.3	77.1	4.1	4.1	2.7	1.5	0.9	0.2



2023-24 Portland Men's Basketball
Individual Game-by-Game
All games

Page 4/14
as of Jan 07, 2024

#3 YAMANOUCHI-WILLIAMS, Yuto

Opponent	Date	GS	MIN	Total		3-Pointers		Free throws		Rebounds											
				FG-FGA	PCT	3FG-3FGA	PCT	FT-FTA	PCT	OFF	DEF	TOT	AVG	PF	A	TO	BLK	STL	PTS	AVG	
Pacific	01/06/2024	*	21:18	3-12	.250	2-9	.222	4-5	.800	3	7	10	10.0	4	0	2	1	0	12	12.0	
Totals		1	21:18	3-12	.250	2-9	.222	4-5	.800	3	7	10	10.0	4	0	2	1	0	12	12.0	

Player Averages

Games Played	Minutes/ game	Points/ game	FG Pct	3FG Pct	FT Pct	Rebounds/ game	Assists/ game	Turnovers/ game	Assist/Turnover ratio	Steals/ game	Blocks/ game
1	21.3	12.0	25.0	22.2	80.0	10.0	0.0	2.0	0.0	0.0	1.0



2023-24 Portland Men's Basketball
Individual Game-by-Game
All games

Page 5/14
as of Jan 07, 2024

#4 GOROSITO, Juan Sebastian

Opponent	Date	GS	MIN	Total		3-Pointers		Free throws		Rebounds				PF	A	TO	BLK	STL	PTS	AVG
				FG-FGA	PCT	3FG-3FGA	PCT	FT-FTA	PCT	OFF	DEF	TOT	AVG							
Long Beach St.	11/06/2023		17:05	0-5	.000	0-5	.000	3-4	.750	0	1	1	1.0	5	2	1	0	2	3	3.0
Lewis & Clark	11/08/2023		23:05	1-4	.250	1-3	.333	0-0	.000	0	3	3	2.0	2	6	4	0	1	3	3.0
UC Riverside	11/12/2023		17:43	0-2	.000	0-1	.000	4-4	1.000	0	1	1	1.7	4	3	1	0	2	4	3.3
Tennessee St.	11/15/2023		21:20	1-5	.200	1-5	.200	2-2	1.000	0	0	0	1.3	0	3	2	0	1	5	3.8
at Nevada	11/18/2023		24:39	5-11	.455	5-10	.500	0-0	.000	0	1	1	1.2	2	2	1	0	0	15	6.0
Willamette	11/25/2023		24:34	2-7	.286	2-7	.286	0-0	.000	0	4	4	1.7	0	5	0	0	3	6	6.0
at Portland St.	11/28/2023		10:38	0-1	.000	0-1	.000	0-0	.000	0	0	0	1.4	1	0	0	0	0	0	5.1
Wyoming	12/01/2023		20:29	2-5	.400	1-3	.333	0-0	.000	0	1	1	1.4	2	3	2	0	1	5	5.1
Air Force	12/03/2023		25:59	1-8	.125	1-7	.143	0-0	.000	0	2	2	1.4	0	3	3	0	1	3	4.9
at North Dakota St.	12/07/2023		26:48	3-3	1.000	2-2	1.000	0-0	.000	0	1	1	1.4	0	2	0	0	1	8	5.2
at North Dakota	12/09/2023		21:36	0-6	.000	0-4	.000	0-0	.000	0	3	3	1.5	1	1	0	0	0	0	4.7
vs Grand Canyon	12/16/2023		16:24	0-3	.000	0-2	.000	0-0	.000	1	1	2	1.6	2	0	0	0	0	0	4.3
at Hawaii	12/21/2023		17:21	0-5	.000	0-4	.000	0-0	.000	0	2	2	1.6	2	0	2	0	2	0	4.0
vs Massachusetts	12/22/2023		29:22	4-9	.444	4-9	.444	0-0	.000	0	1	1	1.6	4	4	2	0	1	12	4.6
vs Temple	12/24/2023	*	39:24	5-11	.455	5-11	.455	1-3	.333	1	5	6	1.9	5	6	3	0	1	16	5.3
Pacific	01/06/2024		22:53	2-6	.333	1-5	.200	0-0	.000	0	2	2	1.9	4	2	2	0	0	5	5.3
Totals		1	359:19	26-91	.286	23-79	.291	10-13	.769	2	28	30	1.9	34	42	23	0	16	85	5.3

Player Averages

Games Played	Minutes/ game	Points/ game	FG Pct	3FG Pct	FT Pct	Rebounds/ game	Assists/ game	Turnovers/ game	Assist/Turnover ratio	Steals/ game	Blocks/ game
16	22.5	5.3	28.6	29.1	76.9	1.9	2.6	1.4	1.8	1.0	0.0



2023-24 Portland Men's Basketball
Individual Game-by-Game
All games

Page 6/14
as of Jan 07, 2024

#5 AUSTIN, Chris

Opponent	Date	GS	MIN	Total		3-Pointers		Free throws		Rebounds				PF	A	TO	BLK	STL	PTS	AVG
				FG-FGA	PCT	3FG-3FGA	PCT	FT-FTA	PCT	OFF	DEF	TOT	AVG							
Long Beach St.	11/06/2023	*	23:44	0-5	.000	0-4	.000	2-2	1.000	1	1	2	2.0	1	0	2	0	0	2	2.0
Lewis & Clark	11/08/2023	*	30:34	5-10	.500	1-3	.333	1-1	1.000	1	1	2	2.0	2	1	4	0	1	12	7.0
UC Riverside	11/12/2023	*	28:02	3-6	.500	0-1	.000	2-2	1.000	1	1	2	2.0	1	2	2	0	1	8	7.3
Tennessee St.	11/15/2023	*	19:18	1-4	.250	0-2	.000	0-0	.000	1	0	1	1.8	2	1	1	1	0	2	6.0
at Nevada	11/18/2023	*	08:11	0-1	.000	0-0	.000	0-0	.000	1	0	1	1.6	4	0	0	0	0	0	4.8
Willamette	11/25/2023	*	17:59	7-9	.778	2-3	.667	0-0	.000	1	2	3	1.8	1	1	1	0	0	16	6.7
at Portland St.	11/28/2023	*	33:43	3-6	.500	0-1	.000	0-0	.000	3	0	3	2.0	1	2	1	0	1	6	6.6
Wyoming	12/01/2023	*	29:44	6-10	.600	3-6	.500	2-2	1.000	2	1	3	2.1	3	3	3	0	3	17	7.9
Air Force	12/03/2023	*	29:35	6-11	.545	0-2	.000	3-4	.750	2	0	2	2.1	5	3	1	0	2	15	8.7
at North Dakota St.	12/07/2023	*	29:06	4-10	.400	0-2	.000	0-0	.000	1	1	2	2.1	1	0	0	0	0	8	8.6
at North Dakota	12/09/2023	*	31:32	4-8	.500	2-5	.400	0-0	.000	1	1	2	2.1	4	2	2	0	2	10	8.7
vs Grand Canyon	12/16/2023	*	27:14	4-9	.444	3-5	.600	1-2	.500	0	2	2	2.1	2	4	2	0	3	12	9.0
at Hawaii	12/21/2023	*	20:59	1-4	.250	0-2	.000	1-2	.500	2	2	4	2.2	4	1	3	0	0	3	8.5
vs Massachusetts	12/22/2023	*	26:01	2-8	.250	1-4	.250	1-2	.500	2	1	3	2.3	5	3	0	0	0	6	8.4
vs Temple	12/24/2023	*	28:58	2-3	.667	2-3	.667	0-0	.000	0	5	5	2.5	4	0	2	0	0	6	8.2
Pacific	01/06/2024	*	25:26	4-7	.571	3-5	.600	1-2	.500	3	1	4	2.6	2	1	1	0	0	12	8.4
Totals		16	410:06	52-111	.468	17-48	.354	14-19	.737	22	19	41	2.6	42	24	25	1	13	135	8.4

Player Averages

Games Played	Minutes/game	Points/game	FG Pct	3FG Pct	FT Pct	Rebounds/game	Assists/game	Turnovers/game	Assist/Turnover ratio	Steals/game	Blocks/game
16	25.6	8.4	46.8	35.4	73.7	2.6	1.5	1.6	1.0	0.8	0.1



2023-24 Portland Men's Basketball
Individual Game-by-Game
All games

Page 7/14
as of Jan 07, 2024

#10 LEMKE, Coleman

Opponent	Date	GS	MIN	Total		3-Pointers		Free throws		Rebounds											
				FG-FGA	PCT	3FG-3FGA	PCT	FT-FTA	PCT	OFF	DEF	TOT	AVG	PF	A	TO	BLK	STL	PTS	AVG	
at Nevada	11/18/2023		01:19	0-0	.000	0-0	.000	1-2	.500	0	0	0	0.0	0	0	0	0	0	1	1.0	
Willamette	11/25/2023		05:14	1-1	1.000	1-1	1.000	2-3	.667	0	1	1	0.5	3	0	0	0	0	5	3.0	
Air Force	12/03/2023		01:30	0-1	.000	0-1	.000	0-0	.000	0	0	0	0.3	1	0	0	0	0	0	2.0	
vs Grand Canyon	12/16/2023		01:38	0-1	.000	0-1	.000	0-0	.000	0	0	0	0.3	0	0	0	0	0	0	1.5	
vs Massachusetts	12/22/2023		01:22	0-0	.000	0-0	.000	1-2	.500	0	0	0	0.2	0	0	0	0	0	1	1.4	
Totals		0	11:03	1-3	.333	1-3	.333	4-7	.571	0	1	1	0.2	4	0	0	0	0	7	1.4	

Player Averages

Games Played	Minutes/ game	Points/ game	FG Pct	3FG Pct	FT Pct	Rebounds/ game	Assists/ game	Turnovers/ game	Assist/Turnover ratio	Steals/ game	Blocks/ game
5	2.2	1.4	33.3	33.3	57.1	0.2	0.0	0.0	0.0	0.0	0.0



2023-24 Portland Men's Basketball
Individual Game-by-Game
All games

Page 8/14
as of Jan 07, 2024

#14 KOROMA, Alimamy

Opponent	Date	GS	MIN	Total		3-Pointers		Free throws		Rebounds				PF	A	TO	BLK	STL	PTS	AVG
				FG-FGA	PCT	3FG-3FGA	PCT	FT-FTA	PCT	OFF	DEF	TOT	AVG							
Long Beach St.	11/06/2023		18:11	2-3	.667	0-1	.000	5-6	.833	0	5	5	5.0	3	0	1	1	0	9	9.0
Lewis & Clark	11/08/2023		16:53	3-5	.600	0-0	.000	0-0	.000	0	2	2	3.5	1	1	3	1	1	6	7.5
UC Riverside	11/12/2023	*	17:52	5-9	.556	0-1	.000	0-0	.000	1	3	4	3.7	4	2	3	0	1	10	8.3
Tennessee St.	11/15/2023	*	10:08	1-4	.250	0-1	.000	0-0	.000	1	1	2	3.3	3	0	2	0	0	2	6.8
at Nevada	11/18/2023		05:56	0-0	.000	0-0	.000	0-0	.000	0	0	0	2.6	0	1	0	0	1	0	5.4
Willamette	11/25/2023		16:52	9-12	.750	2-3	.667	3-4	.750	0	4	4	2.8	1	1	0	0	0	23	8.3
at Portland St.	11/28/2023		33:27	11-16	.688	1-2	.500	1-4	.250	3	9	12	4.1	3	1	3	2	0	24	10.6
Wyoming	12/01/2023		19:23	4-9	.444	0-1	.000	5-6	.833	1	1	2	3.9	4	0	1	2	0	13	10.9
Air Force	12/03/2023		20:57	2-5	.400	0-0	.000	0-0	.000	0	2	2	3.7	0	1	1	1	0	4	10.1
at North Dakota St.	12/07/2023	*	20:05	5-10	.500	0-1	.000	3-3	1.000	0	4	4	3.7	4	0	1	0	0	13	10.4
at North Dakota	12/09/2023	*	23:00	3-3	1.000	1-1	1.000	1-2	.500	1	6	7	4.0	4	1	2	0	1	8	10.2
vs Grand Canyon	12/16/2023	*	19:54	1-6	.167	0-2	.000	2-2	1.000	4	2	6	4.2	1	0	1	0	0	4	9.7
Totals		5	222:38	46-82	.561	4-13	.308	20-27	.741	11	39	50	4.2	28	8	18	7	4	116	9.7

Player Averages

Games Played	Minutes/game	Points/game	FG Pct	3FG Pct	FT Pct	Rebounds/game	Assists/game	Turnovers/game	Assist/Turnover ratio	Steals/game	Blocks/game
12	18.6	9.7	56.1	30.8	74.1	4.2	0.7	1.5	0.4	0.3	0.6



2023-24 Portland Men's Basketball
Individual Game-by-Game
All games

Page 9/14
as of Jan 07, 2024

#15 HARRIS, Tyler

Opponent	Date	GS	MIN	Total		3-Pointers		Free throws		Rebounds				PF	A	TO	BLK	STL	PTS	AVG
				FG-FGA	PCT	3FG-3FGA	PCT	FT-FTA	PCT	OFF	DEF	TOT	AVG							
Long Beach St.	11/06/2023	*	37:44	6-9	.667	2-4	.500	3-4	.750	2	10	12	12.0	4	2	3	1	0	17	17.0
Lewis & Clark	11/08/2023	*	28:55	7-10	.700	4-5	.800	2-2	1.000	4	5	9	10.5	2	1	2	2	0	20	18.5
UC Riverside	11/12/2023	*	33:33	7-11	.636	0-1	.000	8-8	1.000	3	9	12	11.0	1	1	3	1	1	22	19.7
Tennessee St.	11/15/2023	*	36:03	2-6	.333	1-3	.333	6-8	.750	2	3	5	9.5	1	1	2	2	3	11	17.5
at Nevada	11/18/2023	*	36:56	7-10	.700	4-4	1.000	1-2	.500	2	5	7	9.0	4	0	2	0	0	19	17.8
Willamette	11/25/2023	*	20:46	5-8	.625	2-4	.500	3-3	1.000	0	7	7	8.7	2	1	1	3	1	15	17.3
at Portland St.	11/28/2023	*	36:00	1-4	.250	0-1	.000	2-4	.500	1	9	10	8.9	4	1	3	1	1	4	15.4
Wyoming	12/01/2023	*	33:09	4-8	.500	0-1	.000	3-4	.750	0	10	10	9.0	4	2	5	2	1	11	14.9
Air Force	12/03/2023	*	33:57	3-8	.375	1-3	.333	2-5	.400	2	7	9	9.0	0	0	3	2	2	9	14.2
at North Dakota St.	12/07/2023	*	33:05	0-5	.000	0-1	.000	3-4	.750	0	4	4	8.5	0	0	1	2	1	3	13.1
at North Dakota	12/09/2023	*	29:21	3-8	.375	0-2	.000	2-4	.500	1	4	5	8.2	3	1	0	0	2	8	12.6
vs Grand Canyon	12/16/2023	*	36:21	5-12	.417	1-1	1.000	4-6	.667	2	8	10	8.3	0	2	1	0	1	15	12.8
at Hawaii	12/21/2023	*	40:00	4-8	.500	0-2	.000	1-3	.333	1	4	5	8.1	2	1	4	1	1	9	12.5
vs Massachusetts	12/22/2023	*	35:17	7-12	.583	0-2	.000	6-9	.667	1	4	5	7.9	1	1	1	0	1	20	13.1
vs Temple	12/24/2023	*	40:00	5-14	.357	1-5	.200	3-6	.500	0	7	7	7.8	2	2	2	0	2	14	13.1
Pacific	01/06/2024	*	36:17	7-13	.538	1-3	.333	1-1	1.000	3	6	9	7.9	1	2	1	0	0	16	13.3
Totals			16 547:24	73-146	.500	17-42	.405	50-73	.685	24	102	126	7.9	31	18	34	17	17	213	13.3

Player Averages

Games Played	Minutes/ game	Points/ game	FG Pct	3FG Pct	FT Pct	Rebounds/ game	Assists/ game	Turnovers/ game	Assist/Turnover ratio	Steals/ game	Blocks/ game
16	34.2	13.3	50.0	40.5	68.5	7.9	1.1	2.1	0.5	1.1	1.1



2023-24 Portland Men's Basketball
Individual Game-by-Game
All games

Page 10/14
as of Jan 07, 2024

#20 STACK, Drew

Opponent	Date	GS	MIN	Total		3-Pointers		Free throws		Rebounds				PF	A	TO	BLK	STL	PTS	AVG
				FG-FGA	PCT	3FG-3FGA	PCT	FT-FTA	PCT	OFF	DEF	TOT	AVG							
Willamette	11/25/2023		03:59	0-2	.000	0-2	.000	0-0	.000	0	1	1	1.0	1	1	1	0	0	0	0.0
vs Grand Canyon	12/16/2023		01:38	0-0	.000	0-0	.000	0-0	.000	0	0	0	0.5	0	0	1	0	0	0	0.0
vs Massachusetts	12/22/2023		01:02	0-0	.000	0-0	.000	0-0	.000	0	0	0	0.3	0	0	0	0	0	0	0.0
Pacific	01/06/2024		00:38	0-0	.000	0-0	.000	0-0	.000	0	0	0	0.3	0	0	0	0	0	0	0.0
Totals		0	07:17	0-2	.000	0-2	.000	0-0	.000	0	1	1	0.3	1	1	2	0	0	0	0.0

Player Averages

Games Played	Minutes/ game	Points/ game	FG Pct	3FG Pct	FT Pct	Rebounds/ game	Assists/ game	Turnovers/ game	Assist/Turnover ratio	Steals/ game	Blocks/ game
4	1.8	0.0	0.0	0.0	0.0	0.3	0.3	0.5	0.5	0.0	0.0



2023-24 Portland Men's Basketball
Individual Game-by-Game
All games

Page 11/14
as of Jan 07, 2024

#21 JORDAN, Noah

Opponent	Date	GS	MIN	Total		3-Pointers		Free throws		Rebounds				PF	A	TO	BLK	STL	PTS	AVG
				FG-FGA	PCT	3FG-3FGA	PCT	FT-FTA	PCT	OFF	DEF	TOT	AVG							
Long Beach St.	11/06/2023		11:11	0-3	.000	0-2	.000	0-0	.000	0	3	3	3.0	2	0	0	0	1	0	0.0
Lewis & Clark	11/08/2023		26:34	6-11	.545	1-5	.200	0-0	.000	3	9	12	7.5	2	2	3	4	2	13	6.5
UC Riverside	11/12/2023		12:20	0-2	.000	0-1	.000	2-2	1.000	1	1	2	5.7	2	1	1	0	0	2	5.0
Tennessee St.	11/15/2023		20:03	1-3	.333	0-2	.000	1-1	1.000	0	1	1	4.5	1	0	0	2	0	3	4.5
at Nevada	11/18/2023		14:47	2-4	.500	1-3	.333	3-5	.600	0	3	3	4.2	5	0	1	0	1	8	5.2
Willamette	11/25/2023		16:47	1-1	1.000	0-0	.000	0-0	.000	0	3	3	4.0	3	3	1	0	0	2	4.7
at Portland St.	11/28/2023		09:53	0-6	.000	0-2	.000	0-2	.000	2	3	5	4.1	1	2	0	0	0	0	4.0
Wyoming	12/01/2023		13:31	2-3	.667	2-3	.667	0-0	.000	4	4	8	4.6	4	1	0	0	0	6	4.3
Air Force	12/03/2023		12:19	0-2	.000	0-2	.000	0-0	.000	1	1	2	4.3	1	1	0	0	0	0	3.8
at North Dakota St.	12/07/2023		10:23	1-2	.500	0-0	.000	1-1	1.000	0	3	3	4.2	1	0	1	0	0	3	3.7
at North Dakota	12/09/2023		05:54	0-3	.000	0-3	.000	0-0	.000	0	0	0	3.8	1	0	0	0	1	0	3.4
Totals		0	153:42	13-40	.325	4-23	.174	7-11	.636	11	31	42	3.8	23	10	7	6	5	37	3.4

Player Averages

Games Played	Minutes/ game	Points/ game	FG Pct	3FG Pct	FT Pct	Rebounds/ game	Assists/ game	Turnovers/ game	Assist/Turnover ratio	Steals/ game	Blocks/ game
11	14.0	3.4	32.5	17.4	63.6	3.8	0.9	0.6	1.4	0.5	0.5



2023-24 Portland Men's Basketball
Individual Game-by-Game
All games

Page 12/14
as of Jan 07, 2024

#23 VUCINIC, Vasilije

Opponent	Date	GS	MIN	Total		3-Pointers		Free throws		Rebounds				PF	A	TO	BLK	STL	PTS	AVG
				FG-FGA	PCT	3FG-3FGA	PCT	FT-FTA	PCT	OFF	DEF	TOT	AVG							
Long Beach St.	11/06/2023	*	21:00	3-3	1.000	0-0	.000	3-4	.750	1	3	4	4.0	2	1	4	2	0	9	9.0
Lewis & Clark	11/08/2023	*	13:02	3-6	.500	0-0	.000	1-1	1.000	6	2	8	6.0	2	1	0	0	1	7	8.0
UC Riverside	11/12/2023		17:19	0-4	.000	0-0	.000	2-4	.500	4	3	7	6.3	1	2	1	0	0	2	6.0
Tennessee St.	11/15/2023		13:42	0-0	.000	0-0	.000	0-0	.000	0	3	3	5.5	2	0	3	1	0	0	4.5
at Nevada	11/18/2023	*	26:49	6-9	.667	0-0	.000	5-10	.500	1	2	3	5.0	3	2	2	1	0	17	7.0
Willamette	11/25/2023	*	17:02	3-4	.750	1-1	1.000	2-4	.500	2	5	7	5.3	0	1	2	0	0	9	7.3
at Portland St.	11/28/2023	*	05:42	0-1	.000	0-0	.000	0-0	.000	0	2	2	4.9	4	0	1	1	0	0	6.3
Wyoming	12/01/2023	*	18:31	5-7	.714	0-1	.000	3-4	.750	1	3	4	4.8	0	2	1	1	0	13	7.1
Air Force	12/03/2023	*	13:30	1-3	.333	0-0	.000	0-2	.000	0	1	1	4.3	1	0	1	1	0	2	6.6
at North Dakota St.	12/07/2023		15:03	4-7	.571	0-0	.000	2-2	1.000	2	3	5	4.4	4	1	0	0	0	10	6.9
at North Dakota	12/09/2023		06:22	0-0	.000	0-0	.000	2-2	1.000	0	1	1	4.1	0	0	0	0	0	2	6.5
vs Grand Canyon	12/16/2023		08:49	0-0	.000	0-0	.000	0-0	.000	1	0	1	3.8	1	0	0	0	0	0	5.9
at Hawaii	12/21/2023	*	11:20	2-3	.667	0-0	.000	2-2	1.000	0	2	2	3.7	2	0	0	0	0	6	5.9
vs Massachusetts	12/22/2023	*	18:28	2-4	.500	0-0	.000	2-4	.500	3	1	4	3.7	3	0	2	1	0	6	5.9
vs Temple	12/24/2023	*	18:11	1-4	.250	0-1	.000	0-0	.000	2	6	8	4.0	1	1	1	0	0	2	5.7
Totals			10 224:50	30-55	.545	1-3	.333	24-39	.615	23	37	60	4.0	26	11	18	8	1	85	5.7

Player Averages

Games Played	Minutes/ game	Points/ game	FG Pct	3FG Pct	FT Pct	Rebounds/ game	Assists/ game	Turnovers/ game	Assist/Turnover ratio	Steals/ game	Blocks/ game
15	15.0	5.7	54.5	33.3	61.5	4.0	0.7	1.2	0.6	0.1	0.5



2023-24 Portland Men's Basketball
Individual Game-by-Game
All games

Page 13/14
as of Jan 07, 2024

#24 DENG DIT, Bol

Opponent	Date	GS	MIN	Total		3-Pointers		Free throws		Rebounds				PF	A	TO	BLK	STL	PTS	AVG
				FG-FGA	PCT	3FG-3FGA	PCT	FT-FTA	PCT	OFF	DEF	TOT	AVG							
Long Beach St.	11/06/2023		00:38	0-0	.000	0-0	.000	0-0	.000	0	0	0	0.0	0	0	0	0	0	0	0.0
UC Riverside	11/12/2023		02:40	0-2	.000	0-2	.000	0-0	.000	0	0	0	0.0	0	0	0	0	0	0	0.0
Tennessee St.	11/15/2023		03:17	1-3	.333	1-2	.500	0-0	.000	0	0	0	0.0	0	0	0	0	0	3	1.0
at Nevada	11/18/2023		05:22	0-1	.000	0-1	.000	0-0	.000	0	2	2	0.5	1	1	0	0	0	0	0.8
Willamette	11/25/2023		13:22	2-7	.286	1-4	.250	0-0	.000	1	4	5	1.4	1	0	0	0	0	5	1.6
at Portland St.	11/28/2023		00:34	0-0	.000	0-0	.000	0-0	.000	0	0	0	1.2	0	0	0	0	0	0	1.3
Air Force	12/03/2023		01:30	0-0	.000	0-0	.000	0-0	.000	0	0	0	1.0	0	0	0	0	0	0	1.1
at North Dakota St.	12/07/2023		00:15	0-0	.000	0-0	.000	0-0	.000	0	0	0	0.9	0	0	0	0	0	0	1.0
at North Dakota	12/09/2023		03:34	0-0	.000	0-0	.000	0-0	.000	0	0	0	0.8	1	0	0	0	0	0	0.9
vs Grand Canyon	12/16/2023		06:05	0-0	.000	0-0	.000	1-2	.500	1	1	2	0.9	0	0	0	0	0	1	0.9
at Hawaii	12/21/2023		16:30	2-6	.333	1-4	.250	0-0	.000	1	2	3	1.1	0	2	2	0	0	5	1.3
vs Massachusetts	12/22/2023		18:16	2-9	.222	0-5	.000	8-8	1.000	3	1	4	1.3	1	0	1	0	1	12	2.2
vs Temple	12/24/2023		18:06	0-3	.000	0-3	.000	0-0	.000	1	4	5	1.6	1	1	3	0	0	0	2.0
Pacific	01/06/2024		19:11	5-8	.625	2-4	.500	0-2	.000	1	3	4	1.8	0	1	1	0	0	12	2.7
Totals		0	109:20	12-39	.308	5-25	.200	9-12	.750	8	17	25	1.8	5	5	7	0	1	38	2.7

Player Averages

Games Played	Minutes/game	Points/game	FG Pct	3FG Pct	FT Pct	Rebounds/game	Assists/game	Turnovers/game	Assist/Turnover ratio	Steals/game	Blocks/game
14	7.8	2.7	30.8	20.0	75.0	1.8	0.4	0.5	0.7	0.1	0.0



2023-24 Portland Men's Basketball
Individual Game-by-Game
All games

Page 14/14
as of Jan 07, 2024

#33 YOUNAN, Andrew

Opponent	Date	GS	MIN	Total		3-Pointers		Free throws		Rebounds							
				FG-FGA	PCT	3FG-3FGA	PCT	FT-FTA	PCT	OFF	DEF	TOT	AVG	PF	A	TO	BLK
at Nevada	11/18/2023		00:56	0-1	.000	0-1	.000	0-0	.000	0	0	0	0.0	0	0	0	0
Willamette	11/25/2023		03:20	0-1	.000	0-1	.000	0-0	.000	0	0	0	0.0	1	0	0	0
Pacific	01/06/2024		00:38	0-1	.000	0-0	.000	0-0	.000	0	0	0	0.0	0	0	0	0
Totals		0	04:54	0-3	.000	0-2	.000	0-0	.000	0	0	0	0.0	1	0	0	0

Player Averages

Games Played	Minutes/game	Points/game	FG Pct	3FG Pct	FT Pct	Rebounds/game	Assists/game	Turnovers/game	Assist/Turnover ratio	Steals/game	Blocks/game
3	1.6	0.0	0.0	0.0	0.0	0.0	0.0	0.0	0.0	0.0	0.0



Portland Men's Basketball
Individual Career Summaries
All games

Page 1/8
as of Jan 07, 2024

AUSTIN, Chris

				Field Goals		3-Point		F-Throws		Rebounds									Scoring	
SEASON	TEAM	GP-GS	MIN/AVG	FG-FGA	FG%	3FG-3FGA	3FG%	FT-FTA	FT%	OFF	DEF	TOT	AVG	PF-FO	A	TO	BLK	STL	PTS	AVG
2018-19	FU	9-6	77/8.5	4-15	.267	2-11	.182	1-4	.250	3	5	8	0.9	11-0	4	3	0	3	11	1.2
2019-20	FU	24-7	406/16.9	36-106	.340	14-55	.255	5-12	.417	5	28	33	1.4	45-1	15	13	2	10	91	3.8
2020-21	FU	14-14	494/35.3	53-131	.405	24-75	.320	30-37	.811	3	29	32	2.3	33-0	11	18	3	11	160	11.4
2021-22	UP	34-34	1081/31.8	169-394	.429	45-141	.319	105-137	.766	23	124	147	4.3	79-0	66	68	11	13	488	14.4
2023-24	UP	16-16	410/25.6	52-111	.468	17-48	.354	14-19	.737	22	19	41	2.6	42-2	24	25	1	13	135	8.4
TOTAL FOR UP		50-50	1491/29.8	221-505	.438	62-189	.328	119-156	.763	45	143	188	3.8	121-2	90	93	12	26	623	12.5
TOTAL		97-77	2469/25.4	314-757	.415	102-330	.309	155-209	.742	56	205	261	2.7	210-3	120	127	17	50	885	9.1

Single Game Highs

Statistic	Value	
Points	26	vs VMI 12/03/21, vs San Diego 02/17/22
Rebounds	12	at Montana St. 12/19/21
Assists	6	at Pacific 02/24/22
Steals	3	at Rhode Island 01/24/21, vs Wyoming 12/01/23, vs Grand Canyon 12/16/23
Blocks	2	at Saint Louis 01/26/20, at San Diego 01/13/22
FG Made	9	vs San Francisco 02/05/22
FG Attempts	19	at Pepperdine 01/15/22
3FG Made	6	vs VMI 12/03/21
3FG Attempts	10	vs VMI 12/03/21
FT Made	9	at Oregon 12/15/21
FT Attempts	10	at Oregon 12/15/21

DENGIT, Bol

				Field Goals		3-Point		F-Throws		Rebounds									Scoring	
SEASON	TEAM	GP-GS	MIN/AVG	FG-FGA	FG%	3FG-3FGA	3FG%	FT-FTA	FT%	OFF	DEF	TOT	AVG	PF-FO	A	TO	BLK	STL	PTS	AVG
2023-24	UP	14-0	109/7.8	12-39	.308	5-25	.200	9-12	.750	8	17	25	1.8	5-0	5	7	0	1	38	2.7
TOTAL		14-0	109/7.8	12-39	.308	5-25	.200	9-12	.750	8	17	25	1.8	5-0	5	7	0	1	38	2.7

Single Game Highs

Statistic	Value	
Points	12	vs Pacific 01/06/24, vs Massachusetts 12/22/23
Rebounds	5	vs Willamette 11/25/23, vs Temple 12/24/23
Assists	2	at Hawaii 12/21/23
Steals	1	vs Massachusetts 12/22/23
FG Made	5	vs Pacific 01/06/24
FG Attempts	9	vs Massachusetts 12/22/23
3FG Made	2	vs Pacific 01/06/24
3FG Attempts	5	vs Massachusetts 12/22/23
FT Made	8	vs Massachusetts 12/22/23
FT Attempts	8	vs Massachusetts 12/22/23



Portland Men's Basketball
Individual Career Summaries
All games

Page 2/8
as of Jan 07, 2024

GOROSITO, Juan sebastian

				Field Goals		3-Point		F-Throws		Rebounds										Scoring	
SEASON	TEAM	GP-GS	MIN/AVG	FG-FGA	FG%	3FG-3FGA	3FG%	FT-FTA	FT%	OFF	DEF	TOT	AVG	PF-FO	A	TO	BLK	STL	PTS	AVG	
2022-23	UP	33-12	742/22.5	83-203	.409	63-159	.396	26-31	.839	2	45	47	1.4	76-3	53	36	3	23	255	7.7	
2023-24	UP	16-1	359/22.5	26-91	.286	23-79	.291	10-13	.769	2	28	30	1.9	34-2	42	23	0	16	85	5.3	
TOTAL		49-13	1101/22.5	109-294	.371	86-238	.361	36-44	.818	4	73	77	1.6	110-5	95	59	3	39	340	6.9	

Single Game Highs

Statistic	Value	
Points	19	vs Pacific 02/09/23
Rebounds	6	vs Santa Clara 02/18/23, vs Temple 12/24/23
Assists	6	vs Lewis & Clark 11/08/23, vs Temple 12/24/23
Steals	3	vs Willamette 11/25/23
Blocks	1	vs New Orleans 12/10/22, at San Francisco 02/23/23, at Pacific 02/25/23
FG Made	6	vs Pacific 02/09/23
FG Attempts	11	vs Pacific 02/09/23, at Nevada 11/18/23, vs Temple 12/24/23
3FG Made	5	4 times
3FG Attempts	11	vs Temple 12/24/23
FT Made	4	vs UC Riverside 11/12/23
FT Attempts	4	5 times

HARRIS, Tyler

				Field Goals		3-Point		F-Throws		Rebounds									Scoring	
SEASON	TEAM	GP-GS	MIN/AVG	FG-FGA	FG%	3FG-3FGA	3FG%	FT-FTA	FT%	OFF	DEF	TOT	AVG	PF-FO	A	TO	BLK	STL	PTS	AVG
2023-24	UP	16-16	547/34.2	73-146	.500	17-42	.405	50-73	.685	24	102	126	7.9	31-0	18	34	17	17	213	13.3
TOTAL		16-16	547/34.2	73-146	.500	17-42	.405	50-73	.685	24	102	126	7.9	31-0	18	34	17	17	213	13.3

Single Game Highs

Statistic	Value	
Points	22	vs UC Riverside 11/12/23
Rebounds	12	vs Long Beach St. 11/06/23, vs UC Riverside 11/12/23
Assists	2	5 times
Steals	3	vs Tennessee St. 11/15/23
Blocks	3	vs Willamette 11/25/23
FG Made	7	5 times
FG Attempts	14	vs Temple 12/24/23
3FG Made	4	vs Lewis & Clark 11/08/23, at Nevada 11/18/23
3FG Attempts	5	vs Lewis & Clark 11/08/23, vs Temple 12/24/23
FT Made	8	vs UC Riverside 11/12/23
FT Attempts	9	vs Massachusetts 12/22/23



Portland Men's Basketball
Individual Career Summaries
All games

Page 3/8
as of Jan 07, 2024

JORDAN, Noah

				Field Goals		3-Point		F-Throws		Rebounds										Scoring	
SEASON	TEAM	GP-GS	MIN/AVG	FG-FGA	FG%	3FG-3FGA	3FG%	FT-FTA	FT%	OFF	DEF	TOT	AVG	PF-FO	A	TO	BLK	STL	PTS	AVG	
2021-22	WVSt	30-25	839/28.0	142-257	.553	29-61	.475	49-73	.671	66	144	210	7.0	78-3	20	60	25	20	362	12.1	
2022-23	WVSt	24-14	614/25.6	106-221	.480	35-101	.347	29-56	.518	41	103	144	6.0	65-1	25	49	20	18	276	11.5	
2023-24	UP	11-0	154/14.0	13-40	.325	4-23	.174	7-11	.636	11	31	42	3.8	23-1	10	7	6	5	37	3.4	
TOTAL FOR UP		11-0	154/14.0	13-40	.325	4-23	.174	7-11	.636	11	31	42	3.8	23-1	10	7	6	5	37	3.4	
TOTAL		65-39	1607/24.7	261-518	.504	68-185	.368	85-140	.607	118	278	396	6.1	166-5	55	116	51	43	675	10.4	

Single Game Highs

Statistic	Value	
Points	26	vs Davis & Elkins 02/09/22
Rebounds	16	at Frostburg St. 01/29/22
Assists	4	vs Davis & Elkins 12/13/22
Steals	3	vs Wheeling 02/05/22, at West Va. Wesleyan 01/07/23
Blocks	4	vs Wheeling 12/07/22, vs Lewis & Clark 11/08/23
FG Made	11	at Wheeling 02/04/23
FG Attempts	16	vs Frostburg St. 12/01/21
3FG Made	4	vs Alderson Broaddus 03/04/22, vs Fairmont St. 12/03/22
3FG Attempts	8	vs Fairmont St. 12/03/22
FT Made	6	at Glenville St. 01/19/22, vs Davis & Elkins 02/09/22
FT Attempts	7	vs Davis & Elkins 02/09/22



Portland Men's Basketball
Individual Career Summaries
All games

Page 4/8
as of Jan 07, 2024

KOROMA, Alimamy

				Field Goals		3-Point		F-Throws		Rebounds										Scoring	
SEASON	TEAM	GP-GS	MIN/AVG	FG-FGA	FG%	3FG-3FGA	3FG%	FT-FTA	FT%	OFF	DEF	TOT	AVG	PF-FO	A	TO	BLK	STL	PTS	AVG	
2019-20	CPO	26-6	386/14.9	54-94	.574	1-5	.200	30-49	.612	21	62	83	3.2	48-0	3	32	15	6	139	5.3	
2020-21	CPO	22-16	494/22.5	103-218	.472	19-50	.380	69-94	.734	34	91	125	5.7	56-1	12	33	22	8	294	13.4	
2021-22	CPO	28-26	748/26.7	143-286	.500	17-62	.274	68-100	.680	45	109	154	5.5	85-3	15	69	24	19	371	13.3	
2022-23	CPO	33-28	858/26.0	128-267	.479	15-49	.306	84-109	.771	46	95	141	4.3	76-1	13	58	30	13	355	10.8	
2023-24	UP	12-5	223/18.6	46-82	.561	4-13	.308	20-27	.741	11	39	50	4.2	28-0	8	18	7	4	116	9.7	
TOTAL FOR UP		12-5	223/18.6	46-82	.561	4-13	.308	20-27	.741	11	39	50	4.2	28-0	8	18	7	4	116	9.7	
TOTAL		121-81	2708/22.4	474-947	.501	56-179	.313	271-379	.715	157	396	553	4.6	293-5	51	210	98	50	1275	10.5	

Single Game Highs

Statistic	Value	
Points	27	vs UC Irvine 03/03/22
Rebounds	12	at San Diego St. 12/28/19, at Long Beach St. 02/05/22, at Portland St. 11/28/23
Assists	3	at Santa Clara 11/19/21
Steals	2	6 times
Blocks	6	vs UC Davis 02/26/21
FG Made	11	at Portland St. 11/28/23
FG Attempts	20	vs UC Irvine 03/11/21
3FG Made	4	at UC Riverside 02/19/22
3FG Attempts	9	vs UC Irvine 03/11/21
FT Made	9	vs UC Davis 02/27/21, vs San Jose St. 12/13/20, vs UC Irvine 03/03/22
FT Attempts	11	vs UC Davis 02/27/21

LEMKE, Coleman

				Field Goals		3-Point		F-Throws		Rebounds									Scoring	
SEASON	TEAM	GP-GS	MIN/AVG	FG-FGA	FG%	3FG-3FGA	3FG%	FT-FTA	FT%	OFF	DEF	TOT	AVG	PF-FO	A	TO	BLK	STL	PTS	AVG
2022-23	UP	10-0	18/1.8	5-10	.500	4-8	.500	2-2	1.000	0	1	1	0.1	1-0	2	1	0	0	16	1.6
2023-24	UP	5-0	11/2.2	1-3	.333	1-3	.333	4-7	.571	0	1	1	0.2	4-0	0	0	0	0	7	1.4
TOTAL		15-0	29/1.9	6-13	.462	5-11	.455	6-9	.667	0	2	2	0.1	5-0	2	1	0	0	23	1.5

Single Game Highs

Statistic	Value	
Points	6	vs Multnomah 11/30/22
Rebounds	1	vs Florida A&M 11/09/22, vs Willamette 11/25/23
Assists	1	vs Lewis & Clark 11/07/22, at Gonzaga 01/14/23
FG Made	2	vs Multnomah 11/30/22
FG Attempts	3	vs Multnomah 11/30/22
3FG Made	2	vs Multnomah 11/30/22
3FG Attempts	3	vs Multnomah 11/30/22
FT Made	2	vs Willamette 11/25/23
FT Attempts	3	vs Willamette 11/25/23



Portland Men's Basketball
Individual Career Summaries
All games

Page 5/8
as of Jan 07, 2024

MASIC, Vukasin

				Field Goals		3-Point		F-Throws		Rebounds									Scoring	
SEASON	TEAM	GP-GS	MIN/AVG	FG-FGA	FG%	3FG-3FGA	3FG%	FT-FTA	FT%	OFF	DEF	TOT	AVG	PF-FO	A	TO	BLK	STL	PTS	AVG
2020-21	Hof	20-3	256/12.8	20-67	.299	7-33	.212	7-9	.778	1	23	24	1.2	15-0	15	16	0	4	54	2.7
2021-22	Maine	28-25	787/28.1	96-244	.393	46-130	.354	23-27	.852	17	97	114	4.1	29-0	87	48	0	17	261	9.3
2023-24	UP	15-15	443/29.5	61-127	.480	25-61	.410	27-35	.771	6	50	56	3.7	16-0	34	28	1	12	174	11.6
TOTAL FOR UP		15-15	443/29.5	61-127	.480	25-61	.410	27-35	.771	6	50	56	3.7	16-0	34	28	1	12	174	11.6
TOTAL		63-43	1486/23.6	177-438	.404	78-224	.348	57-71	.803	24	170	194	3.1	60-0	136	92	1	33	489	7.8

Single Game Highs

Statistic	Value	
Points	32	at North Dakota 12/09/23
Rebounds	10	vs Vermont 03/01/22
Assists	10	vs U New England 12/18/21
Steals	3	vs Me.-Fort Kent 11/19/21, at Quinnipiac 12/11/21, vs UMass Lowell 02/02/22
Blocks	1	vs Willamette 11/25/23
FG Made	10	at North Dakota 12/09/23
FG Attempts	16	at North Dakota 12/09/23
3FG Made	5	vs New Hampshire 01/24/22, at Vermont 01/29/22
3FG Attempts	10	at Vermont 01/29/22
FT Made	8	at North Dakota 12/09/23
FT Attempts	9	at North Dakota 12/09/23

OOSTERBROEK, Thomas

				Field Goals		3-Point		F-Throws		Rebounds									Scoring	
SEASON	TEAM	GP-GS	MIN/AVG	FG-FGA	FG%	3FG-3FGA	3FG%	FT-FTA	FT%	OFF	DEF	TOT	AVG	PF-FO	A	TO	BLK	STL	PTS	AVG
2021-22	UM	4-0	4/1.0	0-0	.000	0-0	.000	1-2	.500	0	0	0	0.0	1-0	0	0	0	0	1	0.3
2023-24	UP	9-0	119/13.3	6-22	.273	1-11	.091	11-14	.786	2	18	20	2.2	22-2	11	11	3	2	24	2.7
TOTAL FOR UP		9-0	119/13.3	6-22	.273	1-11	.091	11-14	.786	2	18	20	2.2	22-2	11	11	3	2	24	2.7
TOTAL		13-0	123/9.5	6-22	.273	1-11	.091	12-16	.750	2	18	20	1.5	23-2	11	11	3	2	25	1.9

Single Game Highs

Statistic	Value	
Points	7	at North Dakota 12/09/23
Rebounds	6	vs Temple 12/24/23
Assists	3	vs Massachusetts 12/22/23
Steals	1	vs Tennessee St. 11/15/23, vs Temple 12/24/23
Blocks	2	vs Grand Canyon 12/16/23
FG Made	2	at North Dakota 12/09/23
FG Attempts	7	vs Willamette 11/25/23
3FG Made	1	vs Willamette 11/25/23
3FG Attempts	5	vs Willamette 11/25/23
FT Made	3	vs Willamette 11/25/23, at North Dakota 12/09/23
FT Attempts	4	vs Willamette 11/25/23



Portland Men's Basketball
Individual Career Summaries
All games

Page 6/8
as of Jan 07, 2024

ROBERTSON, Tyler

				Field Goals		3-Point		F-Throws		Rebounds									Scoring	
SEASON	TEAM	GP-GS	MIN/AVG	FG-FGA	FG%	3FG-3FGA	3FG%	FT-FTA	FT%	OFF	DEF	TOT	AVG	PF-FO	A	TO	BLK	STL	PTS	AVG
2019-20	EWU	26-0	210/8.1	20-52	.385	11-31	.355	7-16	.438	10	26	36	1.4	24-0	13	16	0	7	58	2.2
2020-21	EWU	23-6	584/25.4	85-181	.470	35-92	.380	51-62	.823	18	65	83	3.6	45-1	70	32	1	15	256	11.1
2021-22	UP	32-32	1147/35.8	155-382	.406	57-159	.358	121-137	.883	29	175	204	6.4	72-1	143	79	9	43	488	15.3
2022-23	UP	32-32	1095/34.2	147-369	.398	43-131	.328	163-208	.784	29	147	176	5.5	61-0	169	96	8	27	500	15.6
2023-24	UP	16-16	566/35.3	98-195	.503	31-83	.373	37-48	.771	10	55	65	4.1	33-0	66	43	3	14	264	16.5
TOTAL FOR UP		80-80	2807/35.1	400-946	.423	131-373	.351	321-393	.817	68	377	445	5.6	166-1	378	218	20	84	1252	15.7
TOTAL		129-86	3602/27.9	505-1179	.428	177-496	.357	379-471	.805	96	468	564	4.4	235-2	461	266	21	106	1566	12.1

Single Game Highs

Statistic	Value	
Points	35	at Pepperdine 02/04/23
Rebounds	14	at Pepperdine 02/04/23
Assists	15	vs New Orleans 12/10/22
Steals	3	9 times
Blocks	3	vs Gonzaga 01/28/23
FG Made	12	at Portland St. 11/28/23
FG Attempts	24	at Pepperdine 02/04/23
3FG Made	5	4 times
3FG Attempts	12	vs VMI 12/03/21
FT Made	22	vs Portland St. 11/11/22
FT Attempts	24	vs Portland St. 11/11/22

STACK, Drew

				Field Goals		3-Point		F-Throws		Rebounds									Scoring	
SEASON	TEAM	GP-GS	MIN/AVG	FG-FGA	FG%	3FG-3FGA	3FG%	FT-FTA	FT%	OFF	DEF	TOT	AVG	PF-FO	A	TO	BLK	STL	PTS	AVG
2023-24	UP	4-0	7/1.8	0-2	.000	0-2	.000	0-0	.000	0	1	1	0.3	1-0	1	2	0	0	0	0.0
TOTAL		4-0	7/1.8	0-2	.000	0-2	.000	0-0	.000	0	1	1	0.3	1-0	1	2	0	0	0	0.0

Single Game Highs

Statistic	Value	
Rebounds	1	vs Willamette 11/25/23
Assists	1	vs Willamette 11/25/23
FG Attempts	2	vs Willamette 11/25/23
3FG Attempts	2	vs Willamette 11/25/23



Portland Men's Basketball
Individual Career Summaries
All games

Page 7/8
as of Jan 07, 2024

VUCINIC, Vasilije

				Field Goals		3-Point		F-Throws		Rebounds									Scoring	
SEASON	TEAM	GP-GS	MIN/AVG	FG-FGA	FG%	3FG-3FGA	3FG%	FT-FTA	FT%	OFF	DEF	TOT	AVG	PF-FO	A	TO	BLK	STL	PTS	AVG
2021-22	UP	28-7	229/8.2	25-49	.510	0-1	.000	17-25	.680	10	42	52	1.9	32-0	12	32	7	2	67	2.4
2022-23	UP	31-10	348/11.2	66-102	.647	0-2	.000	22-36	.611	37	51	88	2.8	37-0	18	27	13	5	154	5.0
2023-24	UP	15-10	225/15.0	30-55	.545	1-3	.333	24-39	.615	23	37	60	4.0	26-0	11	18	8	1	85	5.7
TOTAL		74-27	803/10.8	121-206	.587	1-6	.167	63-100	.630	70	130	200	2.7	95-0	41	77	28	8	306	4.1

Single Game Highs

Statistic	Value	
Points	18	vs Lewis & Clark 11/07/22
Rebounds	9	vs New Orleans 12/10/22
Assists	5	vs North Dakota 12/03/22
Steals	2	at BYU 12/31/22
Blocks	3	vs Lewis & Clark 11/07/22
FG Made	8	vs Multnomah 11/30/22
FG Attempts	11	vs North Dakota St. 12/05/22
3FG Made	1	vs Willamette 11/25/23
3FG Attempts	1	6 times
FT Made	6	vs Lewis & Clark 11/07/22
FT Attempts	10	at Nevada 11/18/23

YAMANOUCHI-WILLIAMS, Yuto

				Field Goals		3-Point		F-Throws		Rebounds										Scoring	
SEASON	TEAM	GP-GS	MIN/AVG	FG-FGA	FG%	3FG-3FGA	3FG%	FT-FTA	FT%	OFF	DEF	TOT	AVG	PF-FO	A	TO	BLK	STL	PTS	AVG	
2022-23	Lamar	28-24	601/21.5	68-167	.407	2-12	.167	55-73	.753	74	125	199	7.1	72-3	8	34	22	6	193	6.9	
2023-24	UP	1-1	21/21.3	3-12	.250	2-9	.222	4-5	.800	3	7	10	10.0	4-0	0	2	1	0	12	12.0	
TOTAL FOR UP		1-1	21/21.3	3-12	.250	2-9	.222	4-5	.800	3	7	10	10.0	4-0	0	2	1	0	12	12.0	
TOTAL		29-25	622/21.4	71-179	.397	4-21	.190	59-78	.756	77	132	209	7.2	76-3	8	36	23	6	205	7.1	

Single Game Highs

Statistic	Value	
Points	18	at Tex. A&M-Commerce 01/14/23
Rebounds	19	at Southeastern La. 01/07/23
Assists	2	vs Huston-Tillotson 11/14/22, vs Our Lady of the Lake 12/05/22
Steals	1	6 times
Blocks	4	at Nicholls 03/01/23
FG Made	6	at ULM 12/17/22, at Southeastern La. 01/07/23, at Tex. A&M-Commerce 01/14/23
FG Attempts	13	at Tex. A&M-Commerce 01/14/23
3FG Made	2	vs Pacific 01/06/24
3FG Attempts	9	vs Pacific 01/06/24
FT Made	6	at Tex. A&M-Commerce 01/14/23, at Nicholls 03/01/23
FT Attempts	8	vs Pacific 12/20/22



Portland Men's Basketball
Individual Career Summaries
All games

Page 8/8
as of Jan 07, 2024

YOUNAN, Andrew

				Field Goals		3-Point		F-Throws		Rebounds										Scoring	
SEASON	TEAM	GP-GS	MIN/AVG	FG-FGA	FG%	3FG-3FGA	3FG%	FT-FTA	FT%	OFF	DEF	TOT	AVG	PF-FO	A	TO	BLK	STL	PTS	AVG	
2023-24	UP	3-0	5/1.6	0-3	.000	0-2	.000	0-0	.000	0	0	0	0.0	1-0	0	0	0	0	0	0.0	
TOTAL		3-0	5/1.6	0-3	.000	0-2	.000	0-0	.000	0	0	0	0.0	1-0	0	0	0	0	0	0.0	

Single Game Highs

Statistic	Value	
FG Attempts	1	at Nevada 11/18/23, vs Willamette 11/25/23, vs Pacific 01/06/24
3FG Attempts	1	at Nevada 11/18/23, vs Willamette 11/25/23