

GONZAGA BASKETBALL™



2 FINAL FOURS | 12 SWEET 16 APPEARANCES | 24 NCAA TOURNAMENT APPEARANCES | 25 WCC REGULAR SEASON TITLES | 20 WCC TOURNAMENT TITLES
GAME 25 - #16/16 Zags (19-5, 8-2) vs. San Francisco (15-11, 4-7) | Feb. 9 | 6 p.m. | Spokane | McCarthy Athletic Center

ON AIR

TELEVISION

ESPN2

(Dave Flemming and Sean Farnham)

RADIO

Gonzaga Sports Properties (Tom Hudson & Adam Morrison)

LIVE STATS

GoZags.com

2022-23 SCHEDULE/RESULTS (H: 9-1; A: 5-2; N: 5-2)

Date	Rank	Opp	Opponent	TV	Time/Result
OCTOBER					
28	2/2	11/11	# > vs. Tennessee	iNDemand PPV	L, 80-99
NOVEMBER					
2	2/2	-	# WARNER PACIFIC	KHQ	W, 101-70
7	2/2	-	NORTH FLORIDA	KHQ/ROOT	W, 104-63
11	2/2	RV/RV	^ vs. Michigan State	ESPN	W, 64-63
16	2/2	11/11	at Texas	ESPN2	L, 74-93
20	2/2	4/4	+ vs. Kentucky	ESPN	W, 88-72
24	6/5	-	% vs. Portland State	ESPN	W, 102-78
25	6/5	24/23	% vs. Purdue	ESPN	L, 66-84
27	6/5	RV/RV	% vs. Xavier	ESPN	W, 88-84
DECEMBER					
2	14/12	6/10	@ vs. Baylor	Peacock	L, 63-64
5	18/18	-	KENT STATE	KHQ/ROOT	W, 73-66
9	18/18	-	WASHINGTON	KHQ/ROOT PLUS	W, 77-60
12	15/15	-	NORTHERN ILLINOIS	KHQ/ROOT PLUS	W, 88-67
17	15/15	4/5	& vs. Alabama	CBS	W, 100-90
20	11/12	-	MONTANA	KHQ/ROOT PLUS	W, 85-75
28	10/11	-	EASTERN OREGON	KHQ/ROOT	W, 120-42
31	10/11	-	* PEPPERDINE	KHQ/ROOT	W, 111-88
JANUARY					
5	9/10	-	* at San Francisco	ESPN2	W, 77-75
7	9/10	-	* at Santa Clara	KHQ/ROOT	W, 81-76
12	8/8	-	* at Brigham Young	ESPN	W, 75-74
14	8/8	-	* PORTLAND	ESPN2	W, 115-75
19	6/6	-	* LOYOLA MARYMOUNT	KHQ/WCC	L, 67-68
21	6/6	-	* at Pacific	KHQ/ROOT PLUS	W, 99-90
28	14/14	-	* at Portland	KHQ/ROOT	W, 82-67
FEBRUARY					
2	12/14	-	* SANTA CLARA	CBS Sports Net	W, 88-70
4	12/14	18/18	* at Saint Mary's	ESPN	L, 70-78 (OT)
9	16/16	-	* SAN FRANCISCO	ESPN2	6 p.m.
11	16/16	-	* BRIGHAM YOUNG	ESPN2	7 p.m.
16	-	-	* at Loyola Marymount	CBS Sports Net	8 p.m.
18	-	-	* at Pepperdine	KHQ/ROOT	4 p.m.
23	-	-	* SAN DIEGO	ESPN Network	8 p.m.
25	-	-	* SAINT MARY'S	ESPN Network	7 p.m.
MARCH					
1	-	-	CHICAGO STATE	KHQ/ROOT	6 p.m.
2-6	-	-	! WCC Championships	ESPN Network	TBD

Pacific times and HOME GAMES are in all caps | Polls: AP Top 25 / USA Today Coaches

Exhibition game

> Legends of Basketball Classic (Comerica Arena)

^ Armed Forces Classic (USS Abraham Lincoln)

+ Game Played at Spokane Arena

% PKBS Invitational (Moda Center and Memorial Coliseum)

@ Peacock Classic (Sanford Pentagon)

& C.M. Newton Classic (Legacy Arena)

* West Coast Conference game | ^ WCC Championships - Las Vegas (Orleans Arena)

ZAG STAT

1 Drew Timme's next made field goal will move him into sole possession for first-place in program history with 801 in his career. He's currently tied with Frank Burgess for the No. 1 spot at 800.

ON THIS DATE

Feb. 9, 2001

Dan Dickau scored 28 points to lead Gonzaga to an 84-82 West Coast Conference victory at San Francisco.

- Also on Feb. 9, 2019, Brandon Clarke scored 24 points and blocked three shots as Gonzaga routed Saint Mary's 94-46 in Spokane. GU had a 52-20 advantage on points in the paint, and led 30-10 midway through the first. The Gaels shot just 25.9 percent, including 20 percent in the first.
- Gonzaga is 9-4 all-time on Feb. 9



LEADERS	PPG	RPG	APG
Drew Timme	21.2	7.5	3.4
Julian Strawther	14.4	6.8	1.0
Anton Watson	10.8	5.7	2.1
Rasir Bolton	10.5	1.8	2.5
Nolan Hickman	8.3	2.4	3.4

LAST 5 GAMES

L, 70-78 (OT), at St. Mary's (Feb. 4)
W, 88-70, Santa Clara (Feb. 2)
W, 82-67, at Portland (Jan. 28)
W, 99-90, at Pacific (Jan. 21)
L, 67-68, LMU (Jan. 19)

HEAD COACH

Mark Few (676-134) 24th year

19-5	Overall Record	15-11
85.7	Points Per Game	74.9
73.4	Opponent's PPG	70.7
52.0%	FG Percentage	44.7%
44.5%	Opponent's FG%	43.0%
38.6%	3PT Percentage	35.6%
34.1%	Opponent's 3PT%	32.3%
68.9%	FT Percentage	74.8%
37.0	Rebounds Per Game	34.8
32.0	Opponent Rebs PG	32.6
16.1	Assists Per Game	13.0
11.4	Turnovers Per Game	14.2
7.8	Steals Per Game	7.5
3.1	Blocks Per Game	3.6
11	NET Ranking	6

LEADERS	PPG	RPG	APG
Khalil Shabazz	16.0	5.6	3.0
Tyrell Roberts	15.2	3.4	2.2
Zane Meeks	12.1	5.8	0.9
Isaiah Hawthorne	6.9	3.3	1.0
Marcus Williams	6.7	2.8	2.6

LAST 5 GAMES

L, 70-83, Santa Clara (Feb. 4)
L, 59-68, at Saint Mary's (Feb. 2)
W, 94-81, at San Diego (Jan. 28)
W, 82-74, BYU (Jan. 21)
W, 78-57, Pacific (Jan. 19)

HEAD COACH

Chris Gerlufsen (23-16) 2nd year

SERIES INFO: This is the 92nd meeting between GU and San Francisco. The Zags own the series 69-22.

LOCATION LOCATION LOCATION: IN SPOKANE: 38-2 | IN SAN FRANCISCO: 26-18 | NEUTRAL: 5-2

FIRST MEETING: San Francisco edged GU, 64-62, in the first-ever meeting at USF on Jan. 28, 1961.

LAST MEETING: Rasir Bolton scored on a follow shot with seven seconds left to give No. 9 Gonzaga its first lead since the opening minutes and the Bulldogs won at USF 77-75 on Jan. 5. Bolton finished with 21 points.

UNDER FEW: The Bulldogs are 48-4 against the Dons under Mark Few.

STREAKS: GU has won 25 straight versus San Francisco, back to a 66-65 Dons' win at USF in 2012, 66-65. The Zags have won 33 in-a-row in Spokane in the series. The Dons last won in Spokane on Feb. 10, 1989, 67-64.

THE TIPOFF

- Gonzaga and San Francisco meet for the 92nd time in the McCarthy Athletic Center Thursday at 6 p.m.
- The Bulldogs are one win from their 26th straight 20-win season. The Zags' 25-straight 20-win seasons ranks second for the longest active run in the country. (Kansas 32)
- In their last game, the Zags fell at No. 18 Saint Mary's in overtime, 78-70. GU didn't trail for the first 37 minutes of regulation. Drew Timme scored 23 points, while Malachi Smith and Julian Strawther added 13 and 10.
- Timme needs one made field goal for sole possession of first place on Gonzaga's career list. He's currently tied for the top spot with Frank Burgess with 800 made shots from the field. Timme needs two rebounds to become the sixth Zag to grab 800 boards in a career. He is 16 points from 10th all-time in WCC career scoring history.
- Gonzaga leads the country shooting 52.0 percent from the field and averaging 85.7 points per game. The Zags are also first in effective field goal percentage (.582). Timme is third in the nation with 203 made field goals and is ninth with 509 points. His 21.2 points per game rank 13th in the nation. Timme and Anton Watson are first and second in the WCC in field goal percentage at 60.2 and 60.1 percent. Watson is second in two-point field goal percentage at 67.2 percent. Timme is sixth averaging 7.5 rebounds. Strawther's 6.8 rebounds per game are 10th. Nolan Hickman is third with a 2.02 assist-to-turnover ratio. Anton Watson is fourth averaging 1.79 steals.
- GU ranks seventh in KenPom's offensive efficiency, finishing in the top three in each of the past four seasons.
- The Zags are No. 16 in the Associated Press poll. The Bulldogs' 128 straight AP Poll appearances top the nation.
- The Bulldogs have come back from double-digit deficits in five victories this season.
- Over the last three seasons, and this season, Gonzaga is a national-best 109-12 (90.1 percent).
- Head Coach Mark Few currently boasts the best winning percentage among active head coaches at 83.5 percent, which also is the best in NCAA Div. 1 all-time with a minimum of 10 seasons.
- The Bulldogs have won 145 straight games when leading by 10 or more points at halftime.
- Gonzaga is the lone program in the country that has advanced to the last seven straight Sweet 16s. The Zags have won the WCC regular season title for a national-best 10 straight seasons. GU has 25 West Coast Conference regular season titles and 20 WCC Tournament titles. The Bulldogs have advanced to 23 straight NCAA Tournaments, and won their opening round game for the 13 straight seasons.
- Gonzaga has won at least 25 games in each of the last 15 consecutive seasons and reached the 25-win plateau in 18 of the last 19 seasons, and 22 of the last 24. The Zags are the only program to have reached 25 wins in each of the last 15 seasons.

2022-23 PLAYER NOTES

	0 Julian Strawther G 6-7 205 Jr. Las Vegas, Nev. Liberty Communications Studies <i>pronounced straw-THUR</i>																																																																																																																																																																																																																																																																																																																																																																																																																																																																																																																																																																																																																																																																																																																																																																																																																																																																																																																																																																																																																																																																																																																																																																																																																																																																																																																																																																																																																																																																															</
--	---	--	--	--	--	--	--	--	--	--	--	--	--	--	--	--	--	--	--	--	--	--	--	--	--	--	--	--	--	--	--	--	--	--	--	--	--	--	--	--	--	--	--	--	--	--	--	--	--	--	--	--	--	--	--	--	--	--	--	--	--	--	--	--	--	--	--	--	--	--	--	--	--	--	--	--	--	--	--	--	--	--	--	--	--	--	--	--	--	--	--	--	--	--	--	--	--	--	--	--	--	--	--	--	--	--	--	--	--	--	--	--	--	--	--	--	--	--	--	--	--	--	--	--	--	--	--	--	--	--	--	--	--	--	--	--	--	--	--	--	--	--	--	--	--	--	--	--	--	--	--	--	--	--	--	--	--	--	--	--	--	--	--	--	--	--	--	--	--	--	--	--	--	--	--	--	--	--	--	--	--	--	--	--	--	--	--	--	--	--	--	--	--	--	--	--	--	--	--	--	--	--	--	--	--	--	--	--	--	--	--	--	--	--	--	--	--	--	--	--	--	--	--	--	--	--	--	--	--	--	--	--	--	--	--	--	--	--	--	--	--	--	--	--	--	--	--	--	--	--	--	--	--	--	--	--	--	--	--	--	--	--	--	--	--	--	--	--	--	--	--	--	--	--	--	--	--	--	--	--	--	--	--	--	--	--	--	--	--	--	--	--	--	--	--	--	--	--	--	--	--	--	--	--	--	--	--	--	--	--	--	--	--	--	--	--	--	--	--	--	--	--	--	--	--	--	--	--	--	--	--	--	--	--	--	--	--	--	--	--	--	--	--	--	--	--	--	--	--	--	--	--	--	--	--	--	--	--	--	--	--	--	--	--	--	--	--	--	--	--	--	--	--	--	--	--	--	--	--	--	--	--	--	--	--	--	--	--	--	--	--	--	--	--	--	--	--	--	--	--	--	--	--	--	--	--	--	--	--	--	--	--	--	--	--	--	--	--	--	--	--	--	--	--	--	--	--	--	--	--	--	--	--	--	--	--	--	--	--	--	--	--	--	--	--	--	--	--	--	--	--	--	--	--	--	--	--	--	--	--	--	--	--	--	--	--	--	--	--	--	--	--	--	--	--	--	--	--	--	--	--	--	--	--	--	--	--	--	--	--	--	--	--	--	--	--	--	--	--	--	--	--	--	--	--	--	--	--	--	--	--	--	--	--	--	--	--	--	--	--	--	--	--	--	--	--	--	--	--	--	--	--	--	--	--	--	--	--	--	--	--	--	--	--	--	--	--	--	--	--	--	--	--	--	--	--	--	--	--	--	--	--	--	--	--	--	--	--	--	--	--	--	--	--	--	--	--	--	--	--	--	--	--	--	--	--	--	--	--	--	--	--	--	--	--	--	--	--	--	--	--	--	--	--	--	--	--	--	--	--	--	--	--	--	--	--	--	--	--	--	--	--	--	--	--	--	--	--	--	--	--	--	--	--	--	--	--	--	--	--	--	--	--	--	--	--	--	--	--	--	--	--	--	--	--	--	--	--	--	--	--	--	--	--	--	--	--	--	--	--	--	--	--	--	--	--	--	--	--	--	--	--	--	--	--	--	--	--	--	--	--	--	--	--	--	--	--	--	--	--	--	--	--	--	--	--	--	--	--	--	--	--	--	--	--	--	--	--	--	--	--	--	--	--	--	--	--	--	--	--	--	--	--	--	--	--	--	--	--	--	--	--	--	--	--	--	--	--	--	--	--	--	--	--	--	--	--	--	--	--	--	--	--	--	--	--	--	--	--	--	--	--	--	--	--	--	--	--	--	--	--	--	--	--	--	--	--	--	--	--	--	--	--	--	--	--	--	--	--	--	--	--	--	--	--	--	--	--	--	--	--	--	--	--	--	--	--	--	--	--	--	--	--	--	--	--	--	--	--	--	--	--	--	--	--	--	--	--	--	--	--	--	--	--	--	--	--	--	--	--	--	--	--	--	--	--	--	--	--	--	--	--	--	--	--	--	--	--	--	--	--	--	--	--	--	--	--	--	--	--	--	--	--	--	--	--	--	--	--	--	--	--	--	--	--	--	--	--	--	--	--	--	--	--	--	--	--	--	--	--	--	--	--	--	--	--	--	--	--	--	--	--	--	--	--	--	--	--	--	--	--	--	--	--	--	--	--	--	--	--	--	--	--	--	--	--	--	--	--	--	--	--	--	--	--	--	--	--	--	--	--	--	--	--	--	--	--	--	--	--	--	--	--	--	--	--	--	--	--	--	--	--	--	--	--	--	--	--	--	--	--	--	--	--	--	--	--	--	--	--	--	--	--	--	--	--	--	--	--	--	--	--	--	--	--	--	--	--	--	--	--	--	--	--	--	--	--	--	--	--	--	--	--	--	--	--	--	--	--	--	--	--	--	--	--	--	--	--	--	--	--	--	--	--	--	--	--	--	--	--	--	--	--	--	--	--	--	--	--	--	--	--	--	--	--	--	--	--	--	--	--	--	--	--	--	--	--	--	--	--	--	--	--	--	--	--	--	--	--	--	--	--	--	--	--	--	--	--	--	--	--	--	--	--	--	--	--	--	--	--	--	--	--	--	--	--	--	--	--	--	--	--	--	--	--	--	--	--	--	--	--	--	--	--	--	--	--	--	--	--	--	--	--	--	--	--	--	--	--	--	--	--	--	--	--	--	--	--	--	--	--	--	--	--	--	--	--	--	--	--	--	--	--	--	--	--	--	--	--	--	--	--	--	--	--	--	--	--	--	--	--	--	--	--	--	--	--	--	--	--	--	--	--	--	--	--	--	--	--	--	--	--	--	--	--	--	--	--	--	--	--	--	--	--	--	--	--	--	--	--	--	--	--	--	--	--	--	--	--	--	--	--	--	--	--	--	--	--	--	--	--	--	--	--	--	--	--	--	--	--	--	--	--	--	--	--	--	--	--	--	--	--	--	--	--	--	--	--	--	--	--	--	--	--	--	--	--	--	--	--	--	--	--	--	--	--	--	--	--	--	--	--	--	--	--	--	--	--	--	--	--	--	--	--	--	--	--	--	--	--	--	--	--	--	--	--	--	--	--	--	--	--	--	--	--	--	--	--	--	--	--	--	--	--	--	--	--	--	--	--	--	--	--	--	--	--	--	--	--	--	--	--	--	--	--	--	--	--	--	--	--	--	--	--	--	--	--	--	--	--	--	--	--	--	--	--	--	--	--	--	--	--	--	--	--	--	--	--	--	--	--	--	--	--	--	--	--	--	--	--	--	--	--	----

GENERAL

Location..... Spokane, Wash.
Founded..... 1887
Total Enrollment 7,566
 Undergraduate 5,320
 Master's Students 1,601
 Doctoral Students..... 293
 Law Students 352
Campus Size 152 acres
Nickname..... Bulldogs
Colors Navy and white
Conference West Coast (WCC)

ADMINISTRATION

President Dr. Thayne M. McCulloh
 Alma Mater..... Gonzaga '89
Athletic Director Chris Standiford
 Alma Mater..... Gonzaga '91
Athletic Phone (509) 313-4202
Ticket Office Phone (509) 313-6000

COMMUNICATIONS

Asst. AD/Communications (MBB) Barrett Henderson
 Office Phone..... (509) 313-4288
 Cell Phone..... (541) 805-5687
 Email hendersonb@gonzaga.edu
SID Mailing Address
 Gonzaga Athletics
 502 E. Boone Ave.
 Spokane, WA 99258-0066
Web Site..... www.GoZags.com
Twitter @ZagMBB
Instagram @ZagMBB
Facebook /ZagMBB

RADIO INFORMATION

Gonzaga Sports Properties
Contact Mark Livingston
Address
 Gonzaga Athletics
 502 E. Boone Ave.
 Spokane, WA 99258-0066
Phone (509) 313-5729
Play-by-Play Announcer Tom Hudson
 Email tomhudson@icloud.com
Analyst Adam Morrison

MCCARTHEY ATHLETIC CENTER

Year Opened 2004
Capacity 6,000
Consecutive sellouts 277 (11/19/04-present)
 Straight sellouts overall 248 (since 11/8/01)
Record 262-15 (.943)
 Undefeated seasons (last) 7 (2021-22)
Conference Record..... 140-7 (.950)
 Undefeated seasons (last) 12 (2021-22)

2022-23 ROSTER

NUMERICAL

No.	Name	Pos.	Ht.	Wt.	Yr.	Hometown/High School/College
0	Julian Strawther	G	6-7	215	JR	Las Vegas, NV/Liberty
2	Drew Timme	F	6-10	235	SR	Dallas, TX/Pearce
4	Kellen Mitchell	G	6-7	205	FR	Spring Lake, MI/Fairmont Prep
5	Hunter Sallis	G	6-5	180	SO	Omaha, NE/Millard North
11	Nolan Hickman	G	6-2	180	SO	Seattle, WA/Wasatch Academy
13	Malachi Smith	G	6-4	205	RJR	Belleville, IL/Belleville West/Chattanooga
15	Efton Reid III	C	7-0	240	SO	Richmond, VA/IMG Academy/Louisiana State
20	Kaden Perry	F	6-9	230	SO	Battle Ground, WA/Battle Ground
22	Anton Watson	F	6-8	225	SR	Spokane, WA/Gonzaga Prep
25	Colby Brooks	F	6-7	215	RSO	Los Angeles, CA/Loyola
30	Abe Eagle	F	6-9	225	RSO	Los Angeles, CA/Chaminade Prep
32	Joe Few	G	6-0	160	SO	Spokane, WA/Gonzaga Prep
33	Ben Gregg	F	6-10	230	SO	Clackamas, OR/Clackamas
34	Braden Huff	F	6-10	235	FR	Glen Ellyn, IL/Glenbard West
45	Rasir Bolton	G	6-3	185	SR	Petersburg, VA/Massanutten Military/Iowa State
55	Dominick Harris	G	6-3	185	RSO	Murrieta, CA/Rancho Christian

ALPHABETICAL

No.	Name	Pos.	Ht.	Wt.	Yr.	Hometown/High School/College
45	Rasir Bolton	G	6-3	185	SR	Petersburg, VA/Massanutten Military/Iowa State
25	Colby Brooks	F	6-7	215	RSO	Los Angeles, CA/Loyola
30	Abe Eagle	F	6-9	225	RSO	Los Angeles, CA/Chaminade Prep
32	Joe Few	G	6-0	160	SO	Spokane, WA/Gonzaga Prep
33	Ben Gregg	F	6-10	230	SO	Clackamas, OR/Clackamas
55	Dominick Harris	G	6-3	185	RSO	Murrieta, CA/Rancho Christian
11	Nolan Hickman	G	6-2	180	SO	Seattle, WA/Wasatch Academy
34	Braden Huff	F	6-10	235	FR	Glen Ellyn, IL/Glenbard West
4	Kellen Mitchell	G	6-7	205	FR	Spring Lake, MI/Fairmont Prep
20	Kaden Perry	F	6-9	230	SO	Battle Ground, WA/Battle Ground
15	Efton Reid III	C	7-0	240	SO	Richmond, VA/IMG Academy/Louisiana State
5	Hunter Sallis	G	6-5	180	SO	Omaha, NE/Millard North
13	Malachi Smith	G	6-4	205	RJR	Belleville, IL/Belleville West/Chattanooga
0	Julian Strawther	G	6-7	215	JR	Las Vegas, NV/Liberty
2	Drew Timme	F	6-10	235	SR	Dallas, TX/Pearce
22	Anton Watson	F	6-8	225	SR	Spokane, WA/Gonzaga Prep

COACHING STAFF

Head Coach: Mark Few (24th Season), Oregon, 1987
Assistant Coach: Brian Michaelson (10th Season), Gonzaga, 2005
Assistant Coach: Roger Powell Jr. (Fourth Season) Illinois, 2005
Assistant Coach: Stephen Gentry (Second Season), Gonzaga, 2006
Director of Operations: Jorge Sanz (Fourth Season), Florida Atlantic, 2011
Video Coordinator: Kurt Baumbauer (Second Season), Gonzaga, 2017

PRONUNCIATION GUIDE

Gonzaga: Gone-ZAG-uh (Zag rhymes with "bag")
RASIR Bolton: RAH-Zheer
Drew TIMME: Pronounced like Timmy

BREAKDOWN BY LOCATION

Washington (4): Few, Hickman, Perry, Watson
California (3): Brooks, Eagle, Harris
Illinois (2): Huff, Smith
Virginia (2): Bolton, Reid III
Michigan (1): Mitchell

Nebraska (1): Sallis
Nevada (1): Strawther
Oregon (1): Gregg
Texas (1): Timme

BREAKDOWN BY CLASS

Senior (4): Bolton, Timme, Watson
Junior (2): Smith, Strawther
Sophomore (8): Brooks, Eagle, Few, Gregg, Harris,
Hickman, Perry, Sallis
Freshman (2): Huff, Mitchell



HEAD COACH · MARK FEW



NOTES

Gonzaga University head coach Mark Few has established himself as one of the most successful coaches in NCAA Division I basketball annals in his 23 seasons at the helm, and in the process has made Bulldog basketball a household name across the country. He served as an assistant coach at GU for 10 seasons prior to take the reins of the program. Few has put together one of the most dominating runs in NCAA history, especially in the West Coast Conference. The Zags have won or shared 21 regular season league titles in his 23 seasons (all but the 1999-2000 and 2011-12 season) and taken home the conference tournament championship 18 times. The Bulldogs won or shared 11 straight West Coast Conference regular-season titles from 2000-11, which was the longest current active streak in the nation at the time and the second-best streak all-time in the NCAA Division I ranks behind UCLA's 13 Pac-10 Conference titles from 1967-79. Few led Gonzaga to the national championship game in the program's first-ever Final Four in 2017, and again in the second Final Four in 2021. Under Few, GU has appeared in four Elite Eight appearances (2015, 2017, 2019 and 2021) and 11 Sweet 16 appearances (2000, '01, '06, '09, '15, '16, '17, '18, '19, '21, '22). He has coached 20 All-Americans, nine Academic All-Americans, 95 all-conference selections, 16 WCC Players of the Year, 10 league newcomers of the year and nine league defenders of the year. Few has also cultivated NBA talent, including current NBA players in Domantas Sabonis, Kelly Olynyk, Zach Collins, Rui Hachimura, Brandon Clarke, Jalen Suggs, Corey Kispert and Chet Holmgren. He also helped recruit and develop Dan Dickau, Richie Frahm, Adam Morrison, Jeremy Pargo, Elias Harris, Austin Daye, Rob Sacre, Ronny Turiaf, Kevin Pangos and Joel Ayayi, all NBA players. Holmgren became the highest-drafted player in GU history when he was taken No. 2 overall by the Oklahoma City Thunder in 2022.

Entering the 2022-23 Season, Few:

- Is the winningest active coach by percentage at .836 (657-129)
- Ranks second in winning percentage after 21 seasons at .828 (599-124), second after 22 seasons at .834 (630-125) and second after 23 seasons at .836 (657-129).
- Is in the Top 15 among active Division I coaches for most 20-win seasons with 23, never having won less than 20 games in a season ... Is first for most consecutive 20-win seasons for active coaches with 23

In December 2021, Few was named as an assistant coach for the USA men's national team. The coaching staff for the 2022-24 USA Basketball Men's National Team today was announced when USA Basketball Men's National Team managing director Grant Hill officially named eight-time NBA championship Golden State Warriors head coach Steve Kerr to lead the USA Men's National Team. Additionally, Few, Miami Heat head mentor Erik Spoelstra and Phoenix Suns head coach Monty Williams will complete the 2022-24 USA National Team coaching staff as assistant coaches. As an assistant coach, Few will help lead the USA National Team in 2022-24, which will include all USA Men's National Team training camps, and the 2023 FIBA World Cup that is scheduled to be held in the Philippines, Japan, and Indonesia from Aug. 25-Sept. 10, 2023, and the 2024 Summer Olympic Games that are scheduled for July 26-Aug. 11 in Paris, France. Few was an assistant coach to the Team USA Select Team at the USA Basketball Men's National Team Training Camp in Las Vegas in 2021. Few served as an assistant coach with the 2019 Select Team and was one of nine assistants at the national team's 2018 minicamp in Las Vegas. He was the head coach for the United States team that took third place at the 2015 Pan American Games, and he was an assistant coach when the U.S. won a gold medal at the 2012 FIBA Americas U18 Tournament.

For all that Few has accomplished on the court, his achievements off of it are equally impressive. In 2002, Mark and his wife Marcy initiated the Spokane branch of Coaches vs Cancer. The Few's annual event would become the largest Coaches vs Cancer fundraiser across the country. Quietly and without fanfare, Few has created a culture of giving at Gonzaga. In 2007, Gonzaga began hosting the Ronald McDonald House Charities Classic. For six seasons, these annual games helped raise over \$750,000 for Spokane's Ronald McDonald House. Building on their success with Coaches vs Cancer, the Fews and others in the Spokane region launched the Community Cancer Fund in 2014 to keep more money in the local market while devoting more resources to cancer patients, their families and the local organizations that serve them. In the last six years, the Community Cancer Fund has raised over 17 million dollars bringing the total raised over 18 years between the organizations to well over 25 million dollars. Among the highlights, the charity established a 3-million-dollar endowment to fund Camp Good Times, a week-long summer camp for kids with cancer. And this year, the Community Cancer Fund worked to increase lodging options for cancer patients and their families traveling to the region for treatment, which included the completion and opening of a 5-million-dollar Hospitality Center at Kootenai Health and a campus expansion of Spokane's Ronald McDonald House.

HEAD COACH

Year	Overall		Conf.		WCC	Post-Season
	W	L	W	L	Finish	
2023	19	5	8	2		
2022	28	4	13	1	1st	NCAA Sweet 16
2021	31	1	15	0	1st	NCAA Runner-Up
2020	31	2	15	1	1st	NCAA Canceled
2019	33	4	16	0	1st	NCAA Elite Eight
2018	32	5	17	1	1st	NCAA Sweet 16
2017	37	2	17	1	1st	NCAA Runner-Up
2016	28	8	15	3	T-1st	NCAA Sweet 16
2015	35	3	17	1	1st	NCAA Elite Eight
2014	29	7	15	3	1st	NCAA 3rd Round
2013	32	3	16	0	1st	NCAA 3rd Round
2012	26	7	13	3	2nd	NCAA 3rd Round
2011	25	10	11	3	T-1st	NCAA 3rd Round
2010	27	7	12	2	1st	NCAA 2nd Round
2009	28	6	14	0	1st	NCAA Sweet 16
2008	25	8	13	1	1st	NCAA 1st Round
2007	23	11	11	3	1st	NCAA 1st Round
2006	29	4	14	0	1st	NCAA Sweet 16
2005	26	5	12	2	1st	NCAA 2nd Round
2004	28	3	14	0	1st	NCAA 2nd Round
2003	24	9	12	2	1st	NCAA 2nd Round
2002	29	4	13	1	1st	NCAA 1st Round
2001	26	7	13	1	1st	NCAA Sweet 16
2000	26	9	11	3	2nd	NCAA Sweet 16
TOTAL	676	134	326	34		

ASSISTANT COACH

Year	Overall		Conf.		WCC	Post-Season
	W	L	W	L	Finish	
1999	28	7	12	2	1st	NCAA Elite Eight
1998	24	10	10	4	1st	NIT - 2nd Round
1997	15	12	8	6	T-4th	
1996	21	9	10	4	T-1st	NIT
1995	21	9	7	7	4th	NCAA
1994	22	8	12	2	1st	NIT 2nd Round
1993	19	9	10	4	2nd	
1992	20	10	8	6	3rd	

GRADUATE ASSISTANT COACH

Year	Overall		Conf.		WCC	Post-Season
	W	L	W	L	Finish	
1991	14	14	5	9	4th	
1990	8	20	3	11	8th	

WCC Regular-Season Titles (24)

2013-21; 2001-11; 1998-99; 1996; 1994

WCC Tournament Titles (20)

2020-21; 2013-18; 2009-11; 2004-07; 1999-02; 95

WCC Tournament Championship Games (27)

1998-2021; 1995-96; 1992

NCAA Tournament Appearances (23)

1999-2021; 1995

NIT Appearances (3) 1998, 1996, 1994



SCOUTING THE DONS

- After winning three straight games, San Francisco has dropped its last two including an 84-70 home loss to Santa Clara Saturday. In the setback, USF's Khalil Shabazz finished with a game-high 31 points, which marked a new season-high and his fourth 30+ point performance. He knocked down 6-of-13 from beyond-the-arc and 9-of-11 from the free throw line while also adding eight rebounds and three steals. Tyrell Roberts (17 points) and Isaiah Hawthorne (10 points) also finished in double figures for the Dons. San Francisco was limited to 34.4 percent shooting from the field.

- Shabazz averages a team-best 16 points, three assists and 2.1 steals per game. Roberts adds 15.2 points per outing. The duo has combined for 127 made threes. Zane Meeks chips in 12.1 points and a team-high 5.8 rebounds per contest.

SERIES INFO

- This is the 92nd all-time meeting between Gonzaga and San Francisco. GU has a 69-22 advantage in the series.

- GU is 48-4 against San Francisco under Mark Few.

- The Zags have won 25 straight versus the Dons. USF's last win in the series came on Feb 18, 2012, 66-65, at USF.

- In the first meeting this season at San Francisco, Rasir Bolton scored on a follow shot with seven seconds left to give No. 9 Gonzaga its first lead since the opening minutes and the Bulldogs beat USF 77-75. Bolton scored 11 of his 21 points in the final 5:15 to lead GU back. Julian Strawther added 16 points and Drew Timme had 11.

- Gonzaga has won 33 in-a-row in Spokane in the series, including all 18 in the McCarthy Athletic Center.

- The Bulldogs are 38-2 against USF in Spokane all-time. The Dons last won in Spokane on Feb. 10, 1989, 67-64.

- In last season's meeting in Spokane, Chet Holmgren scored 22 points, grabbed nine rebounds and blocked four shots in the Bulldogs' 78-62 victory over San Francisco. Anton Watson scored 11 points and Andrew Nembhard added 10.

- GU is 26-18 all-time at San Francisco. The Bulldogs have won the last 11 matchups at USF.

- San Francisco edged GU, 64-62, in the first-ever meeting at USF on Jan. 28, 1961.

STREAKS VERSUS THE WCC:

- Here's a look at the current streaks over league foes, with GU's last loss versus the opponent at home and on the road. The numbers in parenthesis represents the Zags' win streaks at home and on the road.

WCC Opponent	Wins	Last Road Loss	Last Home Loss
Pepperdine	44	2002 (19)	1998 (25)
Santa Clara	26	2011 (11)	2007 (16)
San Francisco	25	2012 (10)	1989 (32)
Pacific	18	1976 (8)	-- (7)
Portland	16	2014 (8)	2003 (17)
San Diego	15	2014 (7)	2000 (22)
BYU	6	2020 (3)	2017 (5)
Saint Mary's	--	2023 (-)	2018 (3)
LMU	--	2010 (10)	2023

MORE IMPRESSIVE WCC STATS

- Since the 2016-17 season, the Zags have won 101 out of their last 107 West Coast Conference regular season games. Including the WCC Tournament, GU is 114-7 over that span.

- The Bulldogs have won 57 of their last 61 games against conference competition dating back to the 2019-20 season.

UP NEXT

- Gonzaga welcomes BYU Saturday at 7 p.m.

- It will be the 32nd all-time meeting between Gonzaga and

BYU. The Zags have a 24-7 advantage in the series, with all 31 matchups coming under Mark Few.

- GU has won the last six meetings dating back to a 91-78 loss in Provo on Feb. 22, 2020. Gonzaga was No. 2 at the time and BYU was No. 23.

- On Jan. 8 at BYU, Julian Strawther hit a go-ahead 3-pointer with 9.8 seconds left to lift No. 8 Gonzaga to a 75-74 win. Drew Timme had 19 points and 13 rebounds to lead the Bulldogs. Anton Watson added 18 points and Strawther finished with 11.

- Gonzaga has won eight of the 11 Spokane matchups in the series, all coming inside the McCarthy Athletic Center.

- The Bulldogs won last season's meeting in Spokane, 110-84. Drew Timme scored 30 points on 13-of-14 shooting. Andrew Nembhard had 22 points and 12 assists, and Julian Strawther added 20 points.

- Gonzaga has won nine of the 12 meetings in Provo, including eight of the last nine matchups at BYU.

- GU has won all six of the meetings against the Cougars in the WCC Tournament, including in the 2014, 2015, 2018 and 2021 championship games.

- The Cougars won the first-ever meeting, 89-67, in the third round of the 2011 NCAA Tournament in Denver, Colo.

MILESTONE WATCH

- Drew Timme ranks second in program history with 2,030 points and eighth with 798 rebounds. He is 167 points from first. Timme needs to average 23.9 points during the next seven games to surpass Frank Burgess for the top spot by the end of the regular season. Timme is 22 rebounds from sixth in GU history.

- Malachi Smith is four made free-throws from 300 in his career and is at 150 steals in his career.

- Rasir Bolton is four assists from 350 in his career.

- Anton Watson is 11 steals from 150 in his career.

ONE FROM TWENTY

- GU is one win from its 26th straight 20-win season.

- The Zags' 25-straight 20-win seasons rank second for the longest active run in the country. (Kansas 32)

- Prior to the previous 25 seasons, the Bulldogs reached 20 wins in a season eight times since 1907-08.

- Gonzaga has won at least 25 games in each of the last 15 consecutive seasons.

DAN THE MAN

- Dan Dickau, who helped usher the Gonzaga men's basketball program into national prominence, will be honored by GU Athletics during a ceremony at the game Thursday.

- Dickau, who will become the fifth player in men's program history to have his jersey displayed in the McCarthy Athletic Center, will be present for the ceremony. He will join Frank Burgess, John Stockton, Adam Morrison and Kelly Olynyk among those with their jersey numbers hung in the arena.

- Dickau set America on fire in 2001-02 as the senior became the Bulldogs first first-team Associated Press All-America selection. Dickau helped guide the Bulldogs to a No. 6 national ranking and at the time a school record 29 victories.

- Dickau was Gonzaga's third John R. Wooden Award Player of the Year candidate and the first Wooden Award Top Five All-American. Dickau was also a finalist for the James Naismith Player of the Year Award as he earned West Coast Conference Player of the Year honors.

- Dickau finished his two-year Gonzaga career ranking fourth on the career three-pointers list, sixth on the career assists chart and 16th in career scoring with 1,125 points.

VERSUS SAN FRANCISCO ...

CAREER STATS

	GP/GS	PPG	RPG	Note	MPG
Strawther	5/3	7.0	4.0	9/11 FT	21.6
Timme	8/6	16.6	5.8	57.1%	24.4
Watson	5/1	6.2	4.2	50.0%	19.8
% Field Goal Percentage					

NOTABLE PERFORMANCES

Drew Timme	11 pts, 4 rbs, 4 asts (1-5-23, A)
	22 pts, 4 rbs, 4 asts (3-7-22, N)
	20 pts, 9 rbs, 8 asts (2-24-22, A)
	23 pts, 4 rbs, 4 asts (1-20-22, H)
	28 pts, 10 rbs, 2 blks (2-13-21, A)
	10 pts, 11 rbs, 2 asts (1-2-21, H)
	19 pts, 4 rbs, 3 asts (2-1-20, A)
Anton Watson	14 pts, 6/9 FG, 4 rbs (1-5-23, A)
	8 pts, 10 rbs, 3 asts (3-7-22, N)
	11 pts, 5 rbs, 2 asts (1-20-22, H)
	8 pts, 4 rbs, 3 asts (1-2-21, H)
Rasir Bolton	21 pts, 8/12 FG, 5/7 3fg (1-5-23, A)
Julian Strawther	7 pts, 7 rbs, 1 ast (1-20-22, H)

LAST FIVE SEASONS

2022-23	A	W	77-75
2021-22	N	W	81-71*
	A	W	89-73
	H	W	78-62
2020-21	A	W	100-61
	H	W	85-62
2019-20	N	W	81-77*
	H	W	71-54
	A	W	83-79
2018-19	H	W	92-62
	A	W	96-83
2017-18	N	W	88-60*
	H	W	82-73
	A	W	75-65

* WCC Tournament in Las Vegas

THE LAST MEETING

Jan. 5, 2023 - San Francisco - Gonzaga, 77-75

Rasir Bolton scored on a follow shot with 7 seconds left to give Gonzaga its first lead since the opening minutes and the Bulldogs beat San Francisco. Gonzaga trailed nearly the entire way before Bolton rebounded a miss by Drew Timme and scored to break a 75-all tie. Bolton scored 11 of his 21 points in the final 5:15 to lead Gonzaga back, making three key 3-pointers before his game-winner. Julian Strawther added 16 points and Drew Timme had 11. Tyrell Roberts scored 18 points for the Dons.

BY THE NUMBERS

Overall: 69-22

In Spokane: 38-2

In McCarthy Athletic Center: 19-0

In San Francisco: 26-18

At Neutral Site: 6-2

Few vs. USF: 48-4

Gerlufson vs. GON: 0-1

Most GON Points: 106, 106-67 (1995)

Most USF Points: 106, 98-106 (ot) (1995)

Fewest GON Points: 50, 50-62 (1989)

Fewest USF Points: 41, 69-41 (2013)

Largest GON Margin: +42, 92-50 (2004)

Largest USF Margin: +17, 74-91 (1962)

Last GON Win: 1/5/23, 77-75

Last USF Win: 2/18/12, 66-65

Current Streak: Won 25

Longest GON Win Streak: 25*

Longest GON Home Win Streak: 33*

Longest GON Away Win Streak: 11*

Longest USF Win Streak: 5

Longest USF Home Win Streak: 10

Longest USF Away Win Streak: 1

In Overtime: 3-3

* Active Streak



PRESEASON NODS AND HONORS

Rasir Bolton

College Hoops Today All-WCC Team
Lindy's Top 150 (No. 102)
Lindy's All-WCC Second Team
Lindy's WCC Top Shooter
The Almanac WCC Second Team
Jerry West Award Watch List

Nolan Hickman

College Hoops Today Top Breakout Player
College Hoops Today WCC Breakout Player
ESPN Top Breakout Player
The Almanac Top 100 Players (No. 83)
The Almanac Top Breakout Players (No. 2)
The Athletic Top Breakout Guards

Hunter Sallis

College Hoops Today WCC Breakout Player

Malachi Smith

College Hoops Today Top WCC Transfer
Lindy's Top 150 (No. 123)
Lindy's All-WCC Second Team
Lindy's WCC Newcomer of the Year
Jerry West Award Watch List

Julian Strawther

College Hoops Today Top Upcoming Star
College Hoops Today All-WCC Team
Lindy's Top 150 (No. 38)
Lindy's All-WCC First Team
Lindy's WCC Top NBA Prospect
The Almanac Top 100 Players (No. 28)
The Almanac WCC First Team
The Almanac WCC Best Pro Prospect
Julius Erving Award Watch List
Naismith Player of the Year Watch List
Wooden Award Watch List

Drew Timme

Associated Press All-American First Team
Blue Ribbon All-American First Team
CBS Sports National Player of the Year
CBS Sports All-American First Team
College Hoops Today All-American First Team
College Hoops Today WCC Player of the Year
College Hoops Today All-WCC Team
ESPN Vitale All-American First Team
Lindy's Top 150 (No. 2)
Lindy's All-American First Team
Lindy's All-Glass Cleaning Team
Lindy's All-WCC First Team
Lindy's WCC Player of the Year
Lindy's WCC Most Entertaining Player
The Almanac All-American First Team
The Almanac Top 100 Players (No. 2)
The Almanac WCC Player of the Year
The Almanac WCC First Team
Karl Malone Award Watch List
NABC Player of the Year Watch List
Naismith Player of the Year Watch List
Sporting News All-American First Team
Wooden Award Watch List
Phil Knight Legacy All-Tournament Team

Anton Watson

College Hoops Today Top 10 Glue Guy
Lindy's WCC Top Defender

CLIMBING IN THE CONFERENCE

- Drew Timme continues to rise on WCC career lists ...

	Points	Years	G	Avg.
1. Hank Gathers, LMU	2,490	1987-90	89	28.0
2. Kevin Foster, SCU	2,423	2008-13	133	18.2
3. Tyler Haws, BYU	2,323	2012-15	104	22.3
4. Jared Brownridge, SCU	2,313	2013-17	129	17.9
5. Colbey Ross, PEP	2,236	2017-21	125	17.9
6. Terrell Lowery, LMU	2,201	1988-92	119	18.5
7. Anthony Ireland, LMU	2,169	2010-14	132	16.4
8. Bill Cartwright, USF	2,116	1975-79	111	19.1
9. Forrest McKenzie, LMU	2,060	1981-86	110	18.7
10. Johnny Dee, USD	2,046	2011-15	131	15.6
11. Yoeli Childs, BYU	2,031	2016-20	119	17.1
12. Drew Timme, GU	2,030	2019-pres.	121	16.8

CHASING HISTORY

- Timme is climbing on the GU career program records ...

POINTS

Name	Points	Years	Played
1. Frank Burgess	2,196	3	1959-61
2. Drew Timme	2,030	4	2019-pres.
3. Jim McPhee	2,015	5	1986-90
4. Adam Morrison	1,867	3	2004-06
5. Elias Harris	1,857	4	2009-13

REBOUNDS

Name	Rebounds	Years	Played
1. Jerry Vermillion	1,670	4	1952-55
2. Elias Harris	979	4	2009-13
3. Gary Lechman	910	3	1965-67
4. Cory Violette	880	4	2001-04
5. Ronny Turiaf	859	4	2002-05
6. Przemek Karnowski	819	5	2012-17
7. Drew Timme	798	4	2019-pres.
8. Greg Sten	783	3	1971-73
9. Casey Calvary	757	4	1998-01
10. Domantas Sabonis	694	2	2015-16

FIELD GOALS MADE

Name	Field Goals	Played
1. Frank Burgess	800	1959-61
1. Drew Timme	800	2019-pres.
3. Jim McPhee	774	1986-90

POINT POST

- Gonzaga's Drew Timme ranks among the best post passers in program history ...

Name	Assists	Avg.	Season
1. Drew Timme	88	2.8	2021-22
2. Drew Timme	81	3.4	2022-23
3. Drew Timme	75	2.3	2020-21
4. Domantas Sabonis	64	1.8	2015-16
5. Casey Calvary	54	1.7	2000-01
6. Paul Rogers	52	1.7	1995-96
7. Przemek Karnowski	51	1.3	2014-15

THERE'S NO PLACE LIKE HOME

- Since the McCarthy Athletic Center opened in 2004, Gonzaga boasts a 260-16 record at home.
- The Zags' 94.5 winning percentage at home since 2004-05 ranks second in the nation.
- GU has sold out every game since the 6,000-seat McCarthy Athletic Center opened, a streak of 276 games.
- Gonzaga's 75 straight home wins streak, the longest in program history, was snapped on Jan. 18.
- During the Zags' 75-game home win streak, GU won 48 times

by 20 or more points, 37 times by 30-plus points, 13 times by 40 points, four by 50 points, two by 60 points and one by 78 points. Sixty-eight of the 75 straight wins inside the McCarthy Athletic Center were by double-digits.

LIFE ON THE ROAD

- Since the 2007-08 season, the Zags are 127-29 in true road games. GU's 81.9-win pct. in true road games is best in the nation over that span.
- Since the 2005-06 season, Gonzaga is 252-74 in road or neutral games. The Zags' 77.6-win percentage in road or neutral games tops the nation over that span.

TIMME TIDBITS

- GU is 38-4 when Drew Timme scores 20 or more.
- Timme's record in his appearances is 109-12 (.901). He has never lost back-to-back games at Gonzaga.
- The Zags have been ranked No. 1 in 30 of the 70 AP polls during Timme's career.

NIGHT OF MILESTONES IN MCCARTHEY

- In Gonzaga's 88-70 win over Santa Clara, two Zags reached historic career scoring marks.
- Drew Timme became the Bulldogs' third 2,000-point scorer in program history. He needed eight points entering the game and finished with 15.
- Malachi Smith needed seven points to reach 1,500 points in his career, and finished with eight. As a freshman he scored 190 points at Wright State, before totaling 1,115 points in two seasons at Chattanooga. He currently has 196 points this season at Gonzaga.

ALL ROSEY FOR JULIAN IN PORTLAND

- Julian Strawther racked up a career-high 40 points in Gonzaga's 82-67 win at Portland. His previous career-high was 23 points was set in Portland earlier this season against Xavier with a then career-high five made threes.
- At Portland, the junior made 14 of his 21 shots from the field, including eight of 12 from behind-the-arc.
- His eight made threes were the most since Corey Kispert matched Dan Dickau and Kevin Pangos program record of nine against Virginia in the 2020-21 season.
- He was the first Zag to score 40 points in a game since Kyle Wiltjer totaled 45 points at Pacific on Feb. 19, 2016.
- Strawther's 40 points were the second-most by a WCC player this season. San Diego's Eric Williams Jr. had 43 versus Utah State on Nov. 17.

STEADY IN THE POLLS

- The Zags' 128 straight AP Poll appearances top the nation, with Houston second at 59.
- The Bulldogs' 128 consecutive appearances in the Top 25 is 12th all-time in the poll's history.
- Gonzaga is the only program in the country to appear in every AP poll since 2017.

TIMME ON LATE SEASON WATCH LIST

- Drew Timme was named to the John R. Wooden Award Late Season Top 20 Watch List.
- The Los Angeles Athletic Club announced the John R. Wooden Award presented by Wendy's Late Season Top 20 Watch List. Chosen by a poll of national college basketball experts based on their performances during the 2022-23 season thus far, the list comprises of 20 student-athletes who are front-runners for the sport's most prestigious honor.
- The players on the list are considered strong candidates for the 2023 John R. Wooden Award Men's Player of the Year.



Players not chosen to the late season list are still eligible for the Wooden Award National Ballot.

- The National Ballot consists of 15 top players who have proven to their universities that they meet or exceed the qualifications of the Wooden Award.
- Nearly 1,000 voters will rank in order 10 of those 15 players when voting opens prior to the NCAA Tournament and will allow voters to take into consideration performance during early round games. The Wooden Award All American Team™ will be announced the week of the "Elite Eight" round of the NCAA Tournament. The winner of the 2023 John R. Wooden Award will be presented by Wendy's following the NCAA Tournament in April.
- Timme was also tabbed to the Oscar Robertson National Player of the Year Midseason Watch List. Fifty players were on that list.

DREW UP A PERFORMANCE IN STOCKTON

- Drew Timme totaled 38 points on 17-of-23 shooting from the field in the Zags win at Pacific on Jan. 21.
- His 38 points were a new career-high, besting his 37-point performance against Texas in 2021-22.
- The 38 points were the most by a Zag since Johnathan Williams scored 39 against Florida in 2017.
- Timme's 17 made shots from the field are the most by a GU player since Adam Morrison made 18 at Washington in a 43-point effort on Dec. 4, 2005.
- Timme's 38 points were the third-most by a WCC player this season. Timme's 17 made field goals are currently the most in a single game this season by a WCC player.

DAGGER DOGS

- In the Bulldogs' seven wins by single digits, they have outscored their opponents 95-58 (13.6-8.3) over the last five minutes of those games.
- In the last five minutes of those games, GU has shot 59.6 percent (28-of-47) from the field, including 12-of-18 from three-point range. Zag foes have been held to 19-of-53 (35.8 percent) from the field, and 3-of-20 from behind-the-arc.
- GU outrebounded opponents 39-22 over that span.
- Julian Strawther leads the team with 28 points on 8-13 shooting from the field (6-8 from three) over that stretch.

AGAINST THE BEST

- Since 2018-19, Gonzaga boasts a 7-1 record in regular season games against teams ranked in the Top 5 in either the AP or Coaches polls.
- Only one of those games, a win over No. 5 Texas last season, was at home in the McCarthey Athletic Center.
- The lone loss was by three points to No. 5/6 Duke last season in Las Vegas.
- Over that same span, the Zags are 8-3 versus Top-10 foes in regular season games.
- Since March 2016, Gonzaga is 29-15 vs. ranked opponents. The Zags had a 10 game win streak versus ranked teams (2019-21) before the loss to Baylor, and won 17 of last 24 games against ranked foes.

YEO JOINS BULLDOGS ROSTER

- Gonzaga announced the addition of South Korean Jun Seok Yeo (pronounced JUNE Suh-k YO) to the roster. Yeo will enroll in classes this semester and train with the Zags this season, but not play in a game until

2023-24 as a sophomore.

- Yeo is a transfer from Korea University in Seoul, South Korea. The 6-8, 220-pound forward attended the NBA Global Academy in Australia, before graduating from Yongsan High School in Seoul.
- At the 2021 FIBA U-19 World Cup in Latvia, Yeo averaged a tournament-high 25.6 points per game, while grabbing 10.6 rebounds per outing, which ranked second in the event.

ZAGS INK STROMER ON SIGNING DAY

- Dusty Stromer (6-6, 180 lbs., G) is a four-star recruit according to ESPN and 247Sports. He ranks as the 48th top recruit in his class on ESPN 100.
- During his junior season at Notre Dame High School, he averaged 20.2 points, 6.6 rebounds and 1.4 steals in 29 games. Stromer shot 46 percent from the field and 38 percent from three-point range.
- Stromer led the Knights to their first Mission League title since 2001 and the program's first-ever CIF Southern Section Open Division playoff berth.
- During league play, he scored 22.8 points and grabbed 7.8 rebounds per game en route to claiming the Mission League MVP and All-CIF honors.
- During league play, he scored 22.8 points and grabbed 7.8 rebounds per game en route to claiming the Mission League MVP and All-CIF honors.

ZAGS STRIVING FOR 25 WINS

- Gonzaga has won at least 25 games in each of the last 14 consecutive seasons, the lone program in the nation to achieve that feat.
- The Zags have reached the 25-win plateau in 17 of the last 18 seasons, and 21 of the last 23.

NEVER A DOUBT

- In a thrilling three-game slate, all victories, Gonzaga trailed by 12 at San Francisco, 14 at Santa Clara and 10 at BYU. The Zags were behind 50-38 at the 18:36 mark of the second half at USF, and 68-58 with 4:56 left at BYU.
- The Bulldogs have come back to win five games this season after trailing by double-digits.
- GU also trailed Baylor by 10 points before taking the lead, but fell by one in Sioux Falls, 64-63.
- The Zags also have a win over Alabama on the road after trailing by nine, and over Xavier after trailing by eight with 6:19 remaining in regulation, 71-63.

BIG SHOT RAH IN SF

- Gonzaga led for a total of 99 seconds in the 77-75 win at San Francisco. Julian Strawther opened the game with a three, but until Rasir Bolton's put-back with seven seconds left, the Zags did not lead until the 3-2 start of the game. GU trailed for 35 minutes and 26 seconds in the victory.
- Bolton finished with 21 points, but scored 11 of the Bulldogs' final 15 points over the last 5:15. He hit three straight shots from three during the final stretch.

PROVO FINALE

- In the final West Coast Conference meeting between Gonzaga and BYU in Provo, Utah, the Zags escaped with a 75-74 victory due to late game heroics.
- With four minutes and 56 seconds left, GU trailed 68-58. The Bulldogs then scored 17 of the game's final 23 points.

HISTORY

First Season.....	1908
All-time Record	1,775-1,107 (.613)
NCAA Tournament Appearances	24
Record.....	41-23
Last (Round)	2022 (Sweet 16)
Consecutive	23 (1998-present)
NCAA Sweet 16 Appearances (last).....	12 (2022)
NCAA Elite Eight Appearances (last)	5 (2021)
NCAA Final Four Appearances (last).....	2 (2021)
NIT Appearances (last).....	3 (1998)
WCC Championships (last)	25 (2022)
WCC Tournament titles (last)	20 (2022)

TEAM INFORMATION

2021-22 Record	28-4
Home	16-0
Away	5-1
Neutral	7-3
WCC Record	13-1
Home	8-0
Away	5-1
Finish.....	First
Tournament	Champions
NCAA Tournament.....	Sweet 16
Associated Press Final Ranking.....	1
USA Today Final Ranking.....	5
Starters Returning/Lost	3/2
Letterwinners Returning/Lost	9/5
Points/Rebounds Returning	72 percent/66 percent

COACHES AND STAFF

Head Coach	Mark Few
Alma Mater.....	Oregon '87
Record at Gonzaga.....	676-134 (24)
Overall Record	676-134 (24)
Assistant Coach.....	Brian Michaelson
Alma Mater.....	Gonzaga '05
Season on staff	Ninth
Assistant Coach.....	Roger Powell Jr.
Alma Mater.....	Illinois '05
Season on staff	Third
Assistant Coach.....	Stephen Gentry
Alma Mater.....	Gonzaga '06
Season on staff	First
Director of Operations.....	Jorge Sanz
Alma Mater.....	Florida Atlantic '11
Season on staff	Fourth
Video Coordinator	Kurt Baumbauer
Alma Mater.....	Gonzaga '17
Season on staff	First
Strength and Conditioning Coach	Travis Knight
Athletic Trainer.....	Josh Therrien
Academic Support Services.....	Justin Pugh
Creative Director - Recruiting	Matt Villareal



2022-23 SCORING BY HALF

Opponent	1st half	Margin	FG %	2nd half	Margin	FG %	OT	Margin	FG %	Final	Margin	FG %
North Florida	53-23	+30	66.7-27.6	51-40	+11	61.8-43.3	--	--	--	104-63	+41	64.2-35.6
vs. Michigan State	31-38	-7	34.5-50.0	33-25	+8	50.0-25.0	--	--	--	64-63	+1	41.8-40.4
at Texas	37-47	-10	54.2-51.5	37-46	-9	44.4-51.5	--	--	--	74-93	-19	49.0-51.5
vs. Kentucky	41-25	+16	55.2-25.0	47-47	0	57.7-51.4	--	--	--	88-72	+16	56.4-39.1
vs. Portland State	55-31	+24	65.6-37.9	47-47	0	54.8-46.9	--	--	--	102-78	+24	60.3-42.6
vs. Purdue	28-33	-5	34.3-38.7	38-51	-13	46.9-56.7	--	--	--	66-84	-18	40.3-47.5
vs. Xavier	40-34	+6	46.9-41.2	48-50	-2	53.3-61.8	--	--	--	88-84	+4	50.0-51.5
vs. Baylor	33-38	-5	37.0-43.2	30-26	+4	35.3-28.0	--	--	--	63-64	-1	36.1-37.1
Kent State	40-34	+6	50.0-40.6	33-32	+1	39.1-38.7	--	--	--	73-66	+7	45.5-39.7
Washington	36-26	+10	46.7-32.3	41-34	+7	57.7-50.0	--	--	--	77-60	+17	51.8-40.4
Northern Illinois	36-30	+6	40.6-42.9	52-37	+15	50.0-42.9	--	--	--	88-67	+21	45.7-42.9
vs. Alabama	47-42	+5	46.5-44.8	53-48	+5	74.1-58.1	--	--	--	100-90	+10	57.1-51.7
Montana	36-28	+8	51.7-38.5	49-47	+2	52.2-60.0	--	--	--	85-75	+10	51.9-50.0
Eastern Oregon	58-28	+30	75.0-41.4	62-14	+48	67.5-16.0	--	--	--	120-42	+78	70.8-29.6
Pepperdine	56-40	+16	62.5-48.5	55-48	+7	59.5-55.9	--	--	--	111-88	+23	61.0-52.2
at San Francisco	36-46	-10	40.6-50.0	41-29	+12	50.0-40.0	--	--	--	77-75	+2	45.5-45.8
at Santa Clara	36-37	-1	45.7-48.6	45-39	+6	48.3-45.9	--	--	--	81-76	+5	46.9-47.2
at Brigham Young	44-39	+5	55.9-53.6	31-35	-4	34.3-40.6	--	--	--	75-74	+1	44.9-46.7
Portland	61-28	+33	60.5-34.5	54-47	+7	52.4-50.0	--	--	--	115-75	+40	56.3-41.5
Loyola Marymount	33-32	+1	50.0-50.0	34-36	-2	38.5-44.8	--	--	--	67-68	-1	44.4-47.4
at Pacific	47-47	--	48.5-48.5	52-43	+9	70.0-46.7	--	--	--	99-90	+9	58.7-47.6
at Portland	35-29	+6	44.8-34.6	47-38	+9	59.3-63.6	--	--	--	82-67	+15	51.8-47.9
Santa Clara	43-24	+19	56.3-30.0	45-46	-1	63.0-50.0	--	--	--	88-70	+18	59.3-40.0
at Saint Mary's	32-24	+8	48.0-34.4	29-37	-8	57.9-52.2	9-17	-8	49.0-83.3	70-78	-8	49.0-45.9
San Francisco												
Brigham Young												
at Loyola Marymount												
at Pepperdine												
San Diego												
Saint Mary's												
Chicago State												

2022-23 POINTS BREAKDOWN

	Off Turnovers	2nd Chance	In Paint	Fast Break	Bench	Big Run	Big Lead
Nov. 7 - North Florida	28-7	9-16	66-24	28-3	39-15	26	42
Nov. 11 - Michigan State	15-13	17-6	32-32	3-14	9-12	11	3
Nov. 16 - Texas	7-27	10-12	28-30	2-12	16-29	10	7
Nov. 20 - Kentucky	18-13	11-12	44-24	6-5	8-12	10	19
Nov. 24 - Portland State	21-9	14-0	40-28	10-20	41-21	9	27
Nov. 25 - Purdue	4-5	8-13	20-32	5-9	14-19	7	8
Nov. 27 - Xavier	15-13	10-7	30-42	23-16	6-8	8	13
Dec. 2 - Baylor	15-17	16-13	28-30	10-13	23-17	11	7
Dec. 5 - Kent State	9-13	13-11	34-34	7-6	6-19	11	10
Dec. 9 - Washington	18-11	10-4	44-32	12-10	11-7	9	19
Dec. 12 - Northern Illinois	17-4	23-20	44-24	7-4	42-6	10	21
Dec. 17 - Alabama	23-11	7-11	50-42	12-18	19-16	8	12
Dec. 20 - Montana	17-8	17-6	32-34	14-7	22-5	13	17
Dec. 28 - Eastern Oregon	42-7	18-3	84-12	36-0	52-13	20	78
Dec. 31 - Pepperdine	21-12	13-11	70-46	30-5	29-10	9	27
Jan. 5 - San Francisco	24-3	4-22	38-32	9-3	7-11	6	3
Jan. 7 - Santa Clara	12-16	15-13	42-48	12-8	7-12	13	6
Jan. 12 - BYU	14-21	16-9	42-28	18-18	22-8	9	10
Jan. 14 - Portland	37-5	15-22	48-20	30-2	50-18	17	46
Jan. 19 - Loyola Marymount	22-8	10-11	36-36	11-9	14-24	8	8
Jan. 21 - Pacific	7-11	14-11	58-38	5-14	10-48	12	12
Jan. 28 - Portland	29-10	9-8	36-18	2-2	11-14	9	16
Feb. 2 - Santa Clara	9-9	15-10	44-20	10-1	19-18	8	22
Feb. 4 - Saint Mary's	8-9	2-5	40-44	10-5	18-14	9	11
TOTALS	438-267	292-247	1030-750	312-204	495-376		
AVERAGE PER GAME	18.2-11.1	12.2-10.3	42.9-31.2	13.0-8.5	20.6-15.7		

2022-23 GAME TRENDS

Largest Deficit		23 (67-90) 3:13, 2nd Nov. 16 - at Texas
Largest Deficit Overcome		12 (33-45) 16:12, 2nd Nov. 11 - Michigan State - GU regained lead 61-59 (3:11, 2nd)
12 (18-30) 5:25, 1st Dec. 2 - Baylor		- GU regained lead 41-40 (15:39, 2nd)
Largest Deficit Overcome in Win		12 (33-45) 16:12, 2nd Nov. 11 - Michigan State - GU regained lead 61-59 (3:11, 2nd)
Games Trailed at Half		31-38 Nov. 11 - Michigan State 37-47 Nov. 16 - at Texas 28-33 Nov. 25 - Purdue 33-38 Dec. 2 - Baylor
Games trailed in wins, latest time and total time trailed		Nov. 7 - North Florida 6-7 (17:08, 1st) (0:41) Nov. 11 - Michigan State 56-59 (4:00, 2nd) (29:52) Nov. 24 - Portland State 12-14 (12:31, 1st) (0:45) Nov. 27 - Xavier 73-75 (3:46, 2nd) (5:36) Dec. 5 - Kent State 65-66 (2:30, 2nd) (12:42) Dec. 9 - Washington 9-12 (9:25, 1st) (6:25) Dec. 17 - Alabama 23-24 (10:18, 1st) (7:47) Dec. 20 - Montana 23-25 (6:01, 1st) (11:49) Dec. 31 - Pepperdine 16-17 (13:34, 1st) (3:22) Jan. 5 - San Francisco 73-75 (0:57, 2nd) (35:26) Jan. 7 - Santa Clara 73-74 (1:14, 2nd) (22:26) Jan. 12 - BYU 72-74 (0:10, 2nd) (14:36) Jan. 21 - Pacific 45-47 (0:02, 1st) (13:09) Jan. 28 - Portland 4-5 (17:47, 1st) (1:38) Feb. 2 - Santa Clara 2-3 (18:45, 1st) (1:00)



Associated Press Top 25

(Feb. 6)	REC	PTS
1 Purdue (38)	22-2	1,508
2 Houston (22)	22-2	1,483
3 Alabama (1)	20-3	1,436
4 Arizona (1)	21-3	1,375
5 Texas	19-4	1,267
6 Tennessee	19-4	1,254
7 UCLA	19-4	1,159
8 Virginia	17-4	1,034
9 Kansas	18-5	1,013
10 Marquette	19-5	909
11 Iowa State	16-6	869
12 Kansas State	18-5	855
13 Xavier	19-5	843
14 Baylor	17-6	832
15 Saint Mary's	21-4	742
16 Gonzaga	19-5	602
17 TCU	17-6	517
18 Indiana	16-7	431
19 Miami (Fla.)	18-5	425
20 Providence	17-6	369
21 UConn	18-6	275
22 NC State	19-5	156
23 Creighton	15-8	154
24 Rutgers	16-7	125
25 San Diego State	18-5	96

Also receiving votes: Florida Atlantic 93, Duke 87, Auburn 65, Clemson 31, Pittsburgh 26, Illinois 25, Nevada 16, New Mexico 16, Maryland 12, Arkansas 11, Iowa 8, Missouri 6, West Virginia 5, Oral Roberts 5, Northwestern 3, Charleston 3, VCU 2, Utah State 2, Kentucky 1

USA Today/Coaches' Top 25

(Feb. 6)	REC	PTS
1 Purdue	22-2	780
2 Houston	22-2	765
3 Alabama	20-3	728
4 Arizona	21-3	670
5 Tennessee	19-4	647
6 Texas	19-4	645
7 UCLA	19-4	594
8 Kansas	18-5	518
9 Virginia	17-4	505
10 Marquette	19-5	477
11 Kansas State	18-5	459
12 Baylor	17-6	453
13 Iowa State	16-6	451
14 Saint Mary's	21-4	419
15 Xavier	19-5	396
16 Gonzaga	19-5	286
17 Providence	17-6	248
18 Indiana	16-7	207
19 TCU	17-6	206
20 Miami (Fla.)	18-5	192
21 Connecticut	18-6	125
22 NC State	19-5	83
23 San Diego St.	18-5	68
24 Duke	17-6	67
24 Clemson	18-6	67

Also receiving votes: Creighton 66; Florida Atlantic 61; Rutgers 56; Auburn 43; Illinois 21; Southern California 19; Pittsburgh 16; Maryland 16; Texas A&M 11; Kentucky 11; Iowa 10; Missouri 4; Nevada 3; Northwestern 2; Charleston 2; Utah St. 1; Oklahoma State 1; New Mexico 1.

PLAYER CAPSULES**#0 JULIAN STRAWTHER**

6-7 • JR • G • Las Vegas, Nev.

- 2021-22: WCC Honorable Mention selection ... Started in 31 of 32... Averaged 11.8 points per game... Scored a season high 20 points against BYU ... Third highest rebounder on the team with 172, averaging 5.4 a game, season high of 12 rebounds against Tarleton St.
- 2020-21: Appeared in 25 games... Averaged 3.4 points... scored a season-high 12 points in a win at Portland on Jan. 9.
- High School: Averaged 31.5 pts, 11.1 rebounds and 2.2 assists and 2.1 steals per game his senior year... became Liberty High School's all-time leading scorer (2,252 points) and rebounder (839 rebounds)... No. 63 in 247 Sports' ratings and No. 70 in ESPN's top 100.
- International: At 2019 FIBA Under-19 World Cup in Greece, Strawther was second in the tournament averaging 22 points per game at 45 percent shooting from the field for Puerto Rico... had four games scoring at least 20 points, with his tournament-high performance coming in the final game, a 40-point effort against Russia.

#2 DREW TIMME

6-10 • SR • F • Richardson, Texas

- 2021-22: Started all 32 games ... Surpassed 1,500 career points ... Surpassed 600 career rebounds ... Became the programs All Time leader in points in the NCAA Tournament, along with FG Made and FT Made ... Scored a career-high 37 points against Texas ... Had a total of 216 rebounds; 157 were defensively ... 88 assists, including a career-best eight against San Francisco ... 25 blocks... Named WCC Player of the Year... Made All-WCC First Team ... Made Sporting News All-American Second Team ... Made Sports Illustrated All-American Third Team... AP All-American Second Team ... Elected to the John R. Wooden All-American Team ... Named Lute Olson All-American Team ... Sporting News All-American Second Team
- 2020-21: Started in all 32 games... led the WCC in scoring (19.0 ppg) and shooting percentage (65.5 percent)... fourth in the conference in rebounds per game (7.0)... scored 20+ points in 16 games... recorded top-10 most single-game points (30) and rebounds (13) in program history in NCAA Tournament against Oklahoma... named Karl Malone Power Forward of the Year, All-WCC First Team, NABC All-District 9 Second Team,

USBWA All-District IX Team, Lute Olson Award Finalist, John R. Wooden All-American Team, AP All-American Second Team.

- 2019-20: WCC All-Freshman Team... appeared in all 33 games... made four starts... averaged 9.8 points per game... led the team shooting 62.1 percent from the field... third in WCC in blocked shots... scored double-digits in 16 games... four double-digit rebounds games... scored 20 points and grabbed 10 rebounds at Saint Mary's on Feb. 8.
- High School: Five-star recruit according to Rivals and ranked 41st on 247 Sports' top recruits for the 2019 class... Nominated for the 2019 McDonald's All-American game as a senior.

#5 HUNTER SALLIS

6-5 • SO • G • Omaha, Neb.

- 2021-22: Played in all 32 games... Averaged 4.3 points per game, posting a season high 16 against Alcorn ... Averaged 2 rebounds a game, for a total of 63 on the season ... Finished tied for fourth on the team for steals per game at 0.6 and 19 total on the year.
- High School: Sallis is the third-highest recruit ever to sign with the Zags... ranked sixth in the class of 2021 according to 247 Sports, 16th on the ESPN Top 100 recruits list... averaged 22.2 points, 5.6 rebounds and 3.8 assists to lead Millard North to its first Class A state title during his senior season... was the first five-star basketball recruit in Nebraska history... third signee in program history to be named a McDonald's All-American.

#11 NOLAN HICKMAN

6-2 • SO • G • Seattle, Wash.

- 2021-22: Played in all 32 games... Averaged 5.1 points per game, posting a season high 16 against Central Michigan ... Finished tied for fourth on the team for steals per game at 0.6 and 20 total on the year ... 49 rebounds on the year, of which 46 were defensively... Named to the WCC All-Freshman Team
- High School: Hickman was the 24th-ranked player in the Class of 2021, and a five-star recruit, according to ESPN... named a McDonald's All-American and the Utah player of the year by MaxPreps... averaged 16 points, 3.3 assists and 2.5 rebounds per game as a senior, earning All-American honors and leading Wasatch Academy (Utah) to a top-10 national ranking and a spot in the Geico Nationals.

#13 MALACHI SMITH

6-4 • R-JR • G • Belleville, Ill.

- Chattanooga: Appeared and started in all 35 games in 2021-22... all at the point position... Led the team and the Southern Conference with a 19.9 points per game average... tied for 20th in NCAA Division I... finished with 1,115 career points at UTC... Only player in NCAA Division I basketball that posted at least 600 points, 200 rebounds, 50 assists, 50 steals and 50 3PT FG made during the 2021-22 season... team leader in points (16.8), rebounds (8.8), assists (3.3) and total steals (37)... First team All-SoCon.
- Wright State: Played one season earning Horizon League All-Freshman honors... Came off the bench in all 35 games averaging 5.4 points, 2.9 assists and 1.7 assists.
- High School: Played for Joe Muniz at Belleville West... second team All-State and first team All-Conference leading the Maroons to the 2018 Illinois 4A State Championship... Averaged 15.5 points per game as a senior.

#15 EFTON REID III

7-0 • SO • C • Richmond, VA.

- LSU: Only LSU player to start all 34 games ... Averaged 6.3 points, 4.3 rebounds... Shot 51.9 percent from the field... 26 blocks... Seven games in double figures, topped by 16 in the opener against ULM (11/9).
- High School: Came to LSU from IMG Academy in Bradenton, Florida where he averaged 16 points and 11 rebounds as IMG put together a 25-0 regular season record ... No. 24 recruit nationally, No. 3 rated center ... Played at Steward High in Richmond, Virginia before transferring to IMG .

#20 KADEN PERRY

6-9 • SO • F • Battle Ground, Wash.

- 2021-22: Played in 8 games ... Career-high 6 points against Central Michigan ... Averaged 2.3 rebounds per game and grabbed 18 total.
- High School: Averaged 23.7 points, 15.3 rebounds and 3.3 blocks per game during his junior season... in his sophomore year, he led Battle Ground to its first state tournament appearance since 2002... was ranked No. 75 on ESPN's Top 100 recruits for 2021 and as high as No. 34 on 247Sports.

#22 ANTON WATSON

6-8 • SR • F • Spokane, Wash.

- 2021-22: Appeared in all 32 games... Scored a total of 235 points, posting



WEST COAST CONFERENCE

2022-23 Preseason Poll

		2022 WCC Preseason Team
1. Gonzaga (9)	81	<u>Name</u> <u>Institution</u>
2. Saint Mary's (1)	73	Rasir Bolton Gonzaga
3. BYU	57	Alex Ducas Saint Mary's
3. San Francisco	57	Logan Johnson Saint Mary's
5. Portland	48	Keshawn Justice Santa Clara
6. Santa Clara	43	Houston Mallette Pepperdine
7. Pepperdine	33	Tyler Robertson Portland
8. San Diego	31	Khalil Shabazz San Francisco
9. Loyola Marymount	17	Julian Strawther Gonzaga
10. Pacific	10	Drew Timme Gonzaga
(First place votes)		Fousseyni Traore BYU

WCC STANDINGS

	WCC	PCT	OVER	PCT	STREAK
Saint Mary's	10-0	1.000	21-4	.840	W12
Gonzaga	8-2	.800	19-5	.792	L1
Loyola Marymount	6-5	.545	16-9	.640	L2
Brigham Young	6-5	.545	16-10	.615	W2
Santa Clara	5-5	.500	17-8	.680	W1
Pacific	5-5	.500	12-13	.480	L1
San Francisco	4-7	.364	15-11	.577	L2
Portland	4-7	.364	12-14	.462	L1
San Diego	4-7	.364	11-14	.440	W1
Pepperdine	1-10	.091	8-17	.320	W1

AROUND THE WCC

F. 4	Pepperdine def. Portland, 94-93 (20T)	
	BYU def. Pacific, 81-66	
	San Diego def. Loyola Marymount, 87-79	
	Santa Clara def. San Francisco, 83-70	
	Saint Mary's def. Gonzaga, 78-70 (OT)	
F. 9	Pacific at Portland	6 p.m.
	San Francisco at Gonzaga	6 p.m.
	San Diego at Santa Clara	7 p.m.
	BYU at Pepperdine	7 p.m.
	Saint Mary's at Loyola Marymount	7 p.m.
F. 11	Saint Mary's at Portland	3 p.m.
	Loyola Marymount at Santa Clara	4 p.m.
	BYU at Gonzaga	7 p.m.
	Pepperdine at San Francisco	7 p.m.
	San Diego at Pacific	7 p.m.

WCC PLAYER OF THE WEEK

Nov. 14 - Brandin Podziemski, Santa Clara
 Nov. 21 - Eric Williams, San Diego
 Nov. 28 - Tyler Robertson, Portland
 Dec. 5 - Brandin Podziemski, Santa Clara
 Dec. 12 - Drew Timme, Gonzaga
 Dec. 20 - Drew Timme, Gonzaga
 Dec. 27 - Maxwell Lewis, Pepperdine
 Jan. 2 - Drew Timme, Gonzaga
 Jan. 9 - Keylan Boone, Pacific
 Jan. 16 - Logan Johnson, Saint Mary's
 Jan. 23 - Cam Shelton, Loyola Marymount
 Jan. 30 - Julian Strawther, Gonzaga
 Feb. 6 - Mitchell Saxen, Saint Mary's

WCC FRESHMAN OF THE WEEK

Nov. 14 - Aidan Mahaney, Saint Mary's
 Nov. 21 - Chance Stephens, LMU
 Nov. 28 - Alden Applewhite, Portland
 Dec. 5 - Aidan Mahaney, Saint Mary's
 Dec. 12 - Aidan Mahaney, Saint Mary's
 Dec. 20 - Dallin Hall, BYU
 Dec. 27 - Jevon Porter, Pepperdine
 Jan. 2 - Aidan Mahaney, Saint Mary's
 Jan. 9 - Aidan Mahaney, Saint Mary's; Moe Odum, Pacific
 Jan. 16 - Aidan Mahaney, Saint Mary's
 Jan. 23 - Aidan Mahaney, Saint Mary's
 Jan. 30 - Aidan Mahaney, Saint Mary's
 Feb. 6 - Aidan Mahaney, Saint Mary's

#10 JULIAN STRAWTHER

6-7 • JR • G • Las Vegas, Nev.

- 2021-22: WCC Honorable Mention selection ... Started in 31 of 32... Averaged 11.8 points per game... Scored a season high 20 points against BYU ... Third highest rebounder on the team with 172, averaging 5.4 a game, season high of 12 rebounds against Tarleton St.
- 2020-21: Appeared in 25 games... Averaged 3.4 points... scored a season-high 12 points in a win at Portland on Jan. 9.
- High School: Averaged 31.5 pts, 11.1 rebounds and 2.2 assists and 2.1 steals per game his senior year... became Liberty High School's all-time leading scorer (2,252 points) and rebounder (839 rebounds)... No. 63 in 247 Sports' ratings and No. 70 in ESPN's top 100.
- International: At 2019 FIBA Under-19 World Cup in Greece, Strawther was second in the tournament averaging 22 points per game at 45 percent shooting from the field for Puerto Rico... had four games scoring at least 20 points, with his tournament-high performance coming in the final game, a 40-point effort against Russia.

#2 DREW TIMME

6-10 • SR • F • Richardson, Texas

- 2021-22: Started all 32 games ... Surpassed 1,500 career points ... Surpassed 600 career rebounds ... Became the programs All Time leader in points in the NCAA Tournament, along with FG Made and FT Made ... Scored a career-high 37 points against Texas ... Had a total of 216 rebounds; 157 were defensively ... 88 assists, including a career-best eight against San Francisco ... 25 blocks... Named WCC Player of the Year... Made All-WCC First Team ... Made Sporting News All-American Second Team ... Made Sports Illustrated All-American Third Team... AP All-American Second Team ... Elected to the John R. Wooden All-American Team ... Named Lute Olson All-American Team ... Sporting News All-American Second Team
- 2020-21: Started in all 32 games... led the WCC in scoring (19.0 ppg) and shooting percentage (65.5 percent)... fourth in the conference in rebounds per game (7.0)... scored 20+ points in 16 games... recorded top-10 most single-game points (30) and rebounds (13) in program history in NCAA Tournament against Oklahoma... named Karl Malone Power Forward of the Year, All-WCC First Team, NABC All-District 9 Second Team, USBWA All-District IX Team, Lute Olson Award Finalist, John R. Wooden All-American Team, AP All-American Second Team.
- 2019-20: WCC All-Freshman Team... appeared in all 33 games... made four starts... averaged 9.8 points per game... led the team shooting 62.1 percent from the field... third in WCC in blocked shots... scored double-digits in 16 games... four double-digit rebounds games... scored 20 points and grabbed 10 rebounds at Saint Mary's on Feb. 8.
- High School: Five-star recruit according to Rivals and ranked 41st on 247 Sports' top recruits for the 2019 class... Nominated for the 2019 McDonald's All-American game as a senior.

#5 HUNTER SALLIS

6-5 • SO • G • Omaha, Neb.

- 2021-22: Played in all 32 games... Averaged 4.3 points per game, posting a season high 16 against Alcorn ... Averaged 2 rebounds a game, for a total of 63 on the season ... Finished tied for fourth on the team for steals per game at 0.6 and 19 total on the year.
- High School: Sallis is the third-highest recruit ever to sign with the Zags... ranked sixth in the class of 2021 according to 247 Sports, 16th on the ESPN Top 100 recruits list... averaged 22.2 points, 5.6 rebounds and 3.8 assists to lead Millard North to its first Class A state title during his senior season... was the first five-star basketball recruit in Nebraska history... third signee in program history to be named a McDonald's All-American.

#11 NOLAN HICKMAN

6-2 • SO • G • Seattle, Wash.

- 2021-22: Played in all 32 games... Averaged 5.1 points per game, posting a season high 16 against Central Michigan ... Finished tied for fourth on the team for steals per game at 0.6 and 20 total on the year ... 49 rebounds on the year, of which 46 were defensively... Named to the WCC All-Freshman Team
- High School: Hickman was the 24th-ranked player in the Class of 2021, and a five-star recruit, according to ESPN... named a McDonald's All-American and the Utah player of the year by MaxPreps... averaged 16 points, 3.3 assists and 2.5 rebounds per game as a senior, earning All-American honors and leading Wasatch Academy (Utah) to a top-10 national ranking and a spot in the Geico Nationals.

#13 MALACHI SMITH

6-4 • JR-R • G • Belleville, Ill.

- Chattanooga: Appeared and started in all 35 games in 2021-22... all at the point position... Led the team and the Southern Conference with a 19.9 points per game average... tied for 20th in NCAA Division I... finished with 1,115 career points at UTC... Only player in NCAA Division I basketball that posted at least 600 points, 200 rebounds, 50 assists, 50 steals and 50 3PT FG made during the 2021-22 season... team leader in points (16.8), rebounds (8.8), assists (3.3) and total steals (37)... First team All-SoCon.
- Wright State: Played one season earning Horizon League All-Freshman honors... Came off the bench in all 35 games averaging 5.4 points, 2.9 assists and 1.7 assists.
- High School: Played for Joe Muniz at Belleville West... second team All-State and first team All-Conference leading the Maroons to the 2018 Illinois 4A State Championship... Averaged 15.5 points per game as a senior.

#15 EFTON REID III

7-0 • SO • C • Richmond, VA.

- LSU: Only LSU player to start all 34 games ... Averaged 6.3 points, 4.3 rebounds... Shot 51.9 percent from the field... 26 blocks... Seven games in double figures, topped by 16 in the opener against ULM (11/9).
- High School: Came to LSU from IMG Academy in

RECORDS WHEN ...

	<u>22-23</u>	<u>Under Few</u>
Leading at halftime	15-2	553-37
Trailing at halftime	3-3	104-89
Tied at halftime	1-0	19-9
Leading with 10:00 remaining	15-1	121-22*
Trailing with 10:00 remaining	4-3	35-69*
Tied with 10:00 remaining	0-1	6-6*
Leading with 5:00 remaining	16-1	482-20*
Trailing with 5:00 remaining	3-4	28-73*
Tied with 5:00 remaining	0-0	7-4*
In Overtime	0-1	23-12
GU outrebounds opponents	16-2	538-57
GU is outrebounded	2-3	108-68
Same amount of rebounds	1-0	20-9
GU commits more turnovers	7-3	241-83
Opponent commits more turnovers	11-2	115-39
Same amount of turnovers	1-0	48-10
GU has more fouls than opponent	4-4	139-79
Opponent has more fouls than GU	13-1	114-47
Same amount of fouls	2-0	38-7
GU shoots 50 percent or better	13-0	404-19
Opponent shoots 50 percent or better	4-1	34-34
GU shoots less than 50 percent	6-5	270-115
Opponent shoots less than 50 percent	14-4	628-100
GU shoots better than opponent	15-1	632-45
Opponent shoots better than GU	4-4	45-88
Same shooting percentage	0-0	2-0
GU has more free-throw attempts	12-4	516-55
Opponent has more free-throw atts	7-1	135-74
Same amount of free-throw attempts	0-0	22-5
GU bench outscored opponent bench	11-22	97-38*
Opponent bench outscored GU bench	8-3	204-55*
Benches score the same	0-0	15-3*
GU makes 10 or more three-pointers	6-0	147-15
GU makes 9 or less three-pointers	13-5	525-119
GU shoots above 75 FT percentage	4-0	278-52
GU shoots below 75 FT percentage	15-5	397-81
Games decided by 1-5 points	5-2	98-51
Games decided by 6-10 points	4-1	111-42
Games decided by 11-15 points	1-0	110-20
Games decided by 16 or more points	9-2	344-21
GU scores 50 or less	0-0	0-5
GU scores between 51-59	0-0	11-9
GU scores between 60-69	1-3	76-54
GU scores between 70-79	4-2	178-50
GU scores between 80-89	7-0	222-11
GU scores between 90-99	1-0	132-4
GU scores 100 or more	6-0	57-1
Opponent scores 50 or less	1-0	81-0
Opponent scores between 51-59	0-0	156-1
Opponent scores between 60-69	6-2	236-26
Opponent scores between 70-79	8-1	145-49
Opponent scores between 80-89	2-1	44-43
Opponent scores between 90-99	2-1	12-11
Opponent scores 100 or more	0-0	2-4
Vs. Top 25 Team	2-3	42-50
Vs. Top 10 Team	2-1	13-29
In November	5-2	121-19
In December	7-1	132-44
In January	6-1	171-18
In February	1-1	160-25
In March	0-0	94-25
In April	0-0	2-2
On Monday	3-0	69-10
On Tuesday	1-0	57-14
On Wednesday	1-1	48-12
On Thursday	4-1	164-26
On Friday	2-2	47-13
On Saturday	4-1	241-51
On Sunday	4-0	49-7

* Records since 2005-06 season

WHEN WAS THE LAST TIME ...

TEAM

Gonzaga Was Ranked (AP Poll)

No. 1	Mar. 14, 2022
Top 5 (2-5)	Nov. 14, 2022
Top 10 (6-10)	Jan. 16, 2023

Gonzaga Played a Ranked Opponent (AP Poll)

No. 1	vs. No. 1 Duke (89-87) on Nov. 21, 2018
Top 5	vs. No. 4 Alabama (100-90) on Dec. 17, 2022
Top 10	vs. No. 6 Baylor (63-64) on Dec. 2, 2022
Top 25	vs. No. 18 at Saint Mary's (70-78) on Feb. 4, 2023

Gonzaga Beat a Ranked Opponent (AP Poll)

Top 5	vs. No. 4 Alabama (100-90) on Dec. 17, 2022
Top 10	vs. No. 6 Kansas (102-90) on Nov. 26, 2020
Top 25	vs. No. 17 vs. Saint Mary's (82-69) on Mar. 8, 2022

100 Points by a Team

By Gonzaga	115 vs. Portland (1/14/23)
By Opponent	103 by North Carolina (12/15/18)

30-39 Point Win

By Gonzaga	120-42 vs. Eastern Oregon (12/28/22)
By Opponent	76-41 vs. Duke (12/19/09)

Overtime Game

Gonzaga Win	93-90 vs. UCLA (4/3/21)
Gonzaga Loss	78-70 at Saint Mary's (2/4/23)

Double Overtime Game

Gonzaga Win	90-86 vs. Stanford (1/31/07)
Gonzaga Loss	105-111 vs. Florida (11/24/17)

Won The Game In The Final Seconds

By Gonzaga	Julian Strawther three pointer at 9.5 seconds Gonzaga defeated BYU 75-74 (1/12/23)
By Opponent	Roosevelt Jones layup at 0.2 seconds Butler defeated Gonzaga 64-63 (1/19/13)

Made Fewer Than 20 Field Goals

By Gonzaga	18, vs. Saint Mary's (3/12/19)
By Opponent	16, by Eastern Oregon (12/28/22)

Had 70-79 Field Goal Attempts

By Gonzaga	77, vs. Pepperdine (12/31/22)
By Opponent	72, by Santa Clara (1/7/23)

Made 10+ Three-Point Field Goals

By Gonzaga	11, at Portland (1/28/23)
By Opponent	10, by Portland (1/28/23)

Had 30+ Three-Point Field Goals Attempts

By Gonzaga	38, vs. Portland (1/14/23)
By Opponent	33, by Portland (1/14/23)

Shot Less Than 20 Percent From 3-Point Line

By Gonzaga	.188 (3-of-16) at Santa Clara (1/30/20)
By Opponent	.188 (3-of-16) by Michigan State (11/11/22)

Made 5 or Fewer Free Throws

By Gonzaga	3, Purdue (11/25/22)
By Opponent	5, by BYU (1/12/23)

Shot Over 90 Percent From The Foul Line

By Gonzaga	.904 (19-of 21) Kentucky (11/20/22)
By Opponent	.913 (21-of-23) by Pacific (1/21/23)

Shot 100 Percent From The Foul Line

By Gonzaga	19-of-19, Washington (12/5/18)
By Opponent	6-of-6 by Santa Clara (1/30/20)

Had 20-29 Assists

By Gonzaga	20, vs. Santa Clara (2/2/23)
By Opponent	21, by UCLA (4/3/21)

Had 20+ Turnovers

By Gonzaga	20, at Texas (11/16/22)
By Opponent	28, by Eastern Oregon (12/28/22)

Committed 10 or Fewer Turnovers

By Gonzaga	8, at Pacific (1/21/23)
By Opponent	8, by Saint Mary's (2/4/23)

INDIVIDUAL

30-39 Points by a Player

By Gonzaga	38, Drew Timme, at Pacific (1/21/23)
By Opp.	36, Brandon Miller, Alabama (12/17/22)

Two Players Scored 20 or More Points

By Gonzaga	Drew Timme (20) and Nolan Hickman (20) at Santa Clara (1/7/23)
By Opp.	Anthony Crump (20) & Keshawn Williams (25) by Northern Illinois (12/12/22)

10+ Field Goals Made by a Player

By Gonzaga	14, Julian Strawther, at Portland (1/28/23)
By Opp.	11, Cam Shelton, Loyola Marymount (1/19/23)

20-29 Field Goal Attempts by a Player

By Gonzaga	21, Julian Strawther, at Portland (1/28/23)
By Opp.	23, Cam Shelton, Loyola Marymount (1/19/23)

Player Shot .800 With 10+ Field Goals Attempts

By Gonzaga	8-of-10 (.800), Drew Timme, vs. Eastern Oregon (12/28/22)
By Opp.	8-of-10 (.800), Anthony Crump, Northern Illinois (12/12/22)

5+ 3pt Field Goals Made by a Player

By Gonzaga	8, Julian Strawther, at Portland (1/28/23)
By Opp.	5, Moses Wood, Portland (1/28/23)

10+ 3pt Field Goal Attempts by a Player

By Gonzaga	12, Julian Strawther, at Portland (1/28/23)
By Opp.	10, Aanan Moody, Montana (12/20/22)

10+ Free Throws Made by a Player

By Gonzaga	10, Drew Timme, Bellarmine (11/19/21)
By Opp.	11, K'Vaughn Allen, Florida (11/24/17)

10+ Free Throws Attempted by a Player

By Gonzaga	11, Anton Watson & 10, Drew Timme, at Pacific (1/21/23)
By Opp.	14, Alden Applewhite, Portland (1/14/23)

15+ Free Throws Attempted by a Player

By Gonzaga	15, Filip Petrushev, Loyola Marymount (2/6/20)
By Opp.	15, Charles Mann, Georgia (11/26/14)

Player Shot 1.000 With 10+ Free Throw Attempts

By Gonzaga	10-of-10, Zach Norvell Jr., Idaho State (11/6/18)
By Opp.	11-of-11, Jordan Ford, Saint Mary's (3/10/20)

10+ Rebounds by a Player

By Gonzaga	11, Drew Timme, vs. Santa Clara (2/2/23)
By Opp.	11, Mitchel Saxen, Saint Mary's (2/4/23)

15+ Rebounds by a Player

By Gonzaga	17, Drew Timme, Kent State (12/5/22)
By Opp.	15, Oscar Tshiebw, Kentucky (11/20/22)

Two Players with 10 or More Rebounds

By Gonzaga	11, Drew Timme & 10, Julian Strawther, vs. Montana (12/20/22)
By Opp.	11, Mitchel Saxen & 10, Kyle Bowen, Saint Mary's (2/4/23)

5+ Offensive Rebounds by a Player

By Gonzaga	6, Anton Watson, at Pacific (1/21/23)
By Opp.	5, Michael Graham, Loyola Marymount (1/19/23)

10+ Assists by a Player

By Gonzaga	11, Andrew Nembhard, vs. Georgia St (3/17/22)
By Opp.	10, Colbey Ross, Pepperdine (1/4/20)

5+ Blocked Shots by a Player

By Gonzaga	7, Chet Holmgren, vs. Georgia State (3/17/22)
By Opp.	6, Charles Bediako, Alabama (12/4/21)

5+ Steals by a Player

By Gonzaga	5, Malachi Smith, Alabama (12/17/22)
By Opp.	5, Spencer Johnson, BYU (11/12/23)

Double-Double by a Player*

By Gonzaga	15/11, Drew Timme, vs. Santa Clara (2/2/23)
By Opp.	15/11, Mitchell Saxen, Saint Mary's (2/4/23)

*Double-doubles are points and rebounds unless otherwise



2022-23 SEASON AND CAREER HIGHS



SEASON

0

40, at Portland, 1/28/23	Points	40, at Portland, 1/28/23
14, Kentucky, 11/20/22	Rebounds	14, Kentucky, 11/20/22
4, at Santa Clara, 1/7/23	Assists	4, at Santa Clara, 1/7/23
3, 3x, last at Portland, 1/28/23	Steals	3, 3x, last at Portland, 1/28/23
1, 4x, last at BYU, 1/12/23	Blocks	2, at San Diego, 2/3/22
39, Kentucky, 11/20/22	Minutes	39, Kentucky, 11/20/22

CAREER

JULIAN STRAWTHER JR | G | 6-7 | 205 | Las Vegas, NV | Liberty



SEASON

2

38, at Pacific, 1/21/23	Points	38, at Pacific, 1/21/23
17, Kent State, 12/5/22	Rebounds	17, Kent State, 12/5/22
7, Xavier, 11/27/22	Assists	8, at San Francisco, 2/24/22
4, Washington, 12/9/22	Steals	4, 2x, last Washington, 12/9/22
2, 8x, last at Pacific, 1/21/23	Blocks	5, Pacific, 1/25/20
8, 3x, last at Saint Mary's, 2/4/23	Minutes	39, UCLA, 11/23/21

CAREER

DREW TIMME SR | F | 6-10 | 235 | Dallas, TX | Pearce



SEASON

4

Points
Rebounds
Assists
Steals
Blocks
Minutes

CAREER

KELLEN MITCHELL FR | G | 6-7 | 205 | Spring Lake, MI | Fairmont Prep




SEASON

5

12, Portland State, 11/24/22	Points	16, Alcorn State, 11/15/21
7, Northern Illinois, 12/12/22	Rebounds	7, 2x, last Northern Illinois, 12/12/22
7, vs. Portland, 1/14/23	Assists	7, vs. Portland, 1/14/23
3, vs. Portland, 1/14/23	Steals	4, Bellarmine, 11/19/21
2, 2x, last at Saint Mary's, 2/4/23	Blocks	2, 2x, last at Saint Mary's, 2/4/23
30, Northern Illinois, 12/12/22	Minutes	30, Northern Illinois, 12/12/22

CAREER

HUNTER SALLIS SO | G | 6-5 | 180 | Omaha, NE | Millard North



SEASON

11

20, at Santa Clara, 1/7/23	Points	20, at Santa Clara, 1/7/23
7, Kent State, 12/5/22	Rebounds	7, Kent State, 12/5/22
8, Baylor, 12/2/22	Assists	8, Baylor, 12/2/22
3, 3x, last at Saint Mary's, 2/4/23	Steals	3, 3x, last at Saint Mary's, 2/4/23
2, 2x, last at Santa Clara, 1/7/23	Blocks	2, 2x, last at Santa Clara, 1/7/23
40, Kent State, 12/5/22	Minutes	40, Kent State, 12/5/22

CAREER

NOLAN HICKMAN SO | G | 6-2 | 180 | Seattle, WA | Wasatch Academy



SEASON

13

27, vs. Portland, 1/14/23	Points	36, at Murray State, 12/18/21
10, vs. Eastern Oregon, 12/28/22	Rebounds	14, at Tennessee Tech, 11/30/20
5, vs. Portland, 1/14/23	Assists	7, 4x, last at Furman, 2/12/22
6, Michigan State, 11/11/22	Steals	6, 2x, last Michigan State, 11/11/22
30, 2x, Michigan St., 11/11/22	Blocks	1, 12x, last at Furman, 2/12/22
	Minutes	42, Furman, 3/7/22

CAREER

MALACHI SMITH RJR | G | 6-4 | 205 | Belleville, IL | Chattanooga



SEASON

15

16, vs. Eastern Oregon, 12/28/22	Points	16, 2x, last vs. Eastern Ore., 12/28/22
8, North Florida, 11/7/22	Rebounds	10, Northwestern State, 12/14/21
1, at Texas, 11/16/22	Assists	2, 3x, last at Tennessee, 1/22/22
2, North Florida, 11/7/22	Steals	2, 4x, last vs. Arkansas, 3/11/22
1, 2x, last vs. Santa Clara, 2/2/23	Blocks	3, 2x, last Kentucky, 1/4/22
19, vs. Eastern Oregon, 12/28/22	Minutes	31, Tennessee, 1/22/22

CAREER

EFTON REID III SO | C | 7-0 | 240 | Richmond, VA | Louisiana State



SEASON

20

Points
Rebounds
Assists
Steals
Blocks
Minutes

CAREER

KADEN PERRY SO | F | 6-9 | 230 | Battle Ground, WA | Battle Ground

CAREER SUPERLATIVES

PLAYED/STARTED	2022-23	CAREER	STREAK
Rasir Bolton	24-24	139-115	56
Drew Timme	24-24	120-91	88
Malachi Smith	24-0	119-61	-
Anton Watson	24-24	103-46	24
Julian Strawther	24-24	81-55	31
Ben Gregg	23-0	58-0	-
Nolan Hickman	24-24	56-24	24
Hunter Sallis	24-0	56-0	-
Efton Reid	19-0	53-35	-
Dominick Harris	8-0	33-0	-
Joe Few	-	13-0	-
Kaden Perry	-	8-0	-
Colby Brooks	4-0	4-0	-
Abe Eagle	2-0	2-0	-

DOUBLE-DIGIT GAMES

Points	2022-23	CAREER
Drew Timme	22	98
Rasir Bolton	13	95
Malachi Smith	10	72
Julian Strawther	21	44
Anton Watson	14	37
Nolan Hickman	9	14
Efton Reid	1	8
Hunter Sallis	3	5
Ben Gregg	4	4
Dominick Harris	-	3

Rebounds

2022-23	CAREER
Drew Timme	7
Malachi Smith	1
Julian Strawther	5
Anton Watson	3
Efton Reid	-

20+ POINTS

2022-23	CAREER
Drew Timme	13
Malachi Smith	2
Rasir Bolton	2
Julian Strawther	4
Nolan Hickman	1

8+ REBOUNDS

2022-23	CAREER
Drew Timme	9
Malachi Smith	2
Julian Strawther	9
Anton Watson	5
Efton Reid	1
Rasir Bolton	-
Ben Gregg	1

5+ ASSISTS

2022-23	CAREER
Rasir Bolton	5
Malachi Smith	1
Drew Timme	6
Nolan Hickman	5
Anton Watson	1
Hunter Sallis	2
Dominick Harris	1

3+ BLOCKS

2022-23	CAREER
Drew Timme	3
Efton Reid	2
Ben Gregg	1
Anton Watson	1

3+ STEALS


2022-23	CAREER
Malachi Smith	2
Anton Watson	8
Rasir Bolton	2
Drew Timme	2
Julian Strawther	3
Nolan Hickman	3
Hunter Sallis	1
Ben Gregg	1






18, 2x, last vs. Santa Clara, 2/2/23	Points	23, at Portland, 1/9/21	
13, 2x, last at Pacific, 1/21/23	Rebounds	13, 2x, last at Pacific, 1/21/23	
8, vs. Pepperdine, 12/31/22	Assists	8, vs. Pepperdine, 12/31/22	
5, North Florida, 11/7/22	Steals	5, 2x, last North Florida, 11/7/22	
2, 2x, last at Pacific, 1/21/23	Blocks	3, NW St., 12/21/20	
8, 2x, last at Saint Mary's, 2/4/23	Minutes	38, 2x, last at Saint Mary's, 2/4/23	CAREER

22

ANTON WATSON SR | F | 6-8 | 225 | Spokane, WA | Gonzaga Prep

7, vs. Eastern Oregon, 12/28/22	Points	7, vs. Eastern Oregon, 12/28/22	
3, vs. Eastern Oregon, 12/28/22	Rebounds	3, vs. Eastern Oregon, 12/28/22	
	Assists		
1, vs. Eastern Oregon, 12/28/22	Steals	1, vs. Eastern Oregon, 12/28/22	
3, North Florida, 11/7/22	Blocks	3, North Florida, 11/7/22	
4, vs. Eastern Oregon, 12/28/22	Minutes	4, vs. Eastern Oregon, 12/28/22	CAREER

25

COLBY BROOKS RSO | G | 6-7 | 215 | Los Angeles, CA | Loyola


2, 2x, last vs. Portland, 1/14/23	Points		
	Rebounds		
1, vs. Eastern Oregon, 12/28/22	Assists		
	Steals		
	Blocks		
4, vs. Eastern Oregon, 12/28/22	Minutes		CAREER

30

ABE EAGLE RSO | F | 6-9 | 225 | Los Angeles, CA | Chaminade Prep


	Points	1, BYU, 1/13/22	
	Rebounds	2, CMU, 11/22/21	
	Assists	1, 4x, last Pacific, 2/10/22	
	Steals		
	Blocks		
	Minutes	3, CMU, 11/22/21	CAREER

32

JOE FEW FR | G | 6-9 | 225 | Spokane, WA | Gonzaga Prep


18, Northern Illinois, 12/12/22	Points	18, Northern Illinois, 12/12/22	
8, at Santa Clara, 1/7/23	Rebounds	8, at Santa Clara, 1/7/23	
3, vs. Eastern Oregon, 12/28/22	Assists	3, vs. Eastern Oregon, 12/28/22	
3, Northern Illinois, 12/12/22	Steals	3, Northern Illinois, 12/12/22	
3, vs. Portland, 1/14/23	Blocks	3, vs. Portland, 1/14/23	
23, at Santa Clara, 1/7/23	Minutes	23, at Santa Clara, 1/7/23	CAREER

33

BEN GREGG SO | F | 6-10 | 225 | Clackamas, OR | Clackamas

	Points		
	Rebounds		
	Assists		
	Steals		
	Blocks		
	Minutes		CAREER

34

BRADEN HUFF FR | F | 6-10 | 235 | Glen Ellyn, IL | Glenbard West

24, Kentucky, 11/20/22	Points	29, vs. Florida A&M, 12/31/19	
6, at Santa Clara, 1/7/23	Rebounds	9, vs. Okla. St., 1/21/20	
8, Portland State, 11/24/22	Assists	8, Portland State, 11/24/22	
3, 2x, last vs. Portland, 1/14/23	Steals	4, 4x, last vs. Baylor, 1/2/21	
1, 2x, last vs. Santa Clara, 2/2/23	Blocks	1, 12x, last vs. Santa Clara, 2/2/23	
40, at Santa Clara, 1/7/23	Minutes	40, 3x, last at Santa Clara, 1/7/23	CAREER

45

RASIR BOLTON SR | G | 6-3 | 185 | Petersburg, VA | Iowa State

5, vs. Eastern Oregon, 12/28/22	Points	12, Northern Ariz., 12/28/20	
3, vs. Eastern Oregon, 12/28/22	Rebounds	5, Dixie St., 12/29/20	
5, vs. Eastern Oregon, 12/28/22	Assists	5, vs. Eastern Oregon, 12/28/22	
1, vs. Eastern Oregon, 12/28/22	Steals	1, 3x, last Eastern Ore., 12/28/22	
1, vs. Eastern Oregon, 12/28/22	Blocks	1, vs. Eastern Oregon, 12/28/22	
14, vs. Eastern Oregon, 12/28/22	Minutes	20, Dixie St., 12/29/20	CAREER

55

DOMINICK HARRIS RSO | G | 6-3 | 185 | Murrieta, CA | Rancho Christian**DOUBLE-DOUBLE TRACKER**

	2022-23	Career
Drew Timme	7	20
Julian Strawther	4	6
Anton Watson	5	5
Malachi Smith	1	1

CURRENT STREAKS

Overall	Loss 1
Unranked teams anywhere	Won 3
Ranked teams anywhere	Loss 1
Home	Won 1
Home WCC	Won 1
Home non-conference	Won 51
Home unranked non-conference	Won 50
Home ranked teams	Won 4
Home unranked teams	Won 1
Road	Loss 1
Road WCC	Loss 1
Road ranked teams	Lost 4
Road unranked teams	Won 41
Neutral	Won 1
Neutral ranked teams	Won 1
Neutral unranked teams	Won 15

Consecutive Made Free Throws (active streak)

Malachi Smith	11
Dominick Harris	3
Ben Gregg	3
Drew Timme	2
Rasir Bolton	2
Anton Watson	2
Joe Few	1

Consecutive Games with a Three-Point Field Goal

Malachi Smith	4/18
Ben Gregg	2/4
Nolan Hickman	1/6
Rasir Bolton	0/21
Julian Strawther	0/12
Hunter Sallis	0/3
Anton Watson	0/2
Dominick Harris	0/2
Drew Timme	0/2
Colby Brooks	0/1

* First number is active streak, second is career longest streak

UNIFORM RECORDS

	2022-23	16-17	08-09
White	13-1	142-10	298-30
Gonzaga	10-1	121-10	277-30
ZAGS Throwback	3-0	20-0	20-0
Gray	1-1	6-1	6-1
Navy	3-0	37-3	86-25
Black	1-1	24-6	48-15
Teal	1-0	3-0	4-0





2022-23 Gonzaga Men's Basketball
Gonzaga Team Game-by-Game Comparison (as of Feb 04, 2023)
All games



Opponent	1st	2nd	Score	Mar	Total FG	FG Pct	3-Pointers	3FG Pct	Free Throws	FT Pct	Rebounds	Assist	T/Over	Block	Steal	Fouls	
NORTH FLORIDA	53/23	51/40	104-63	+41	43-67/21-59	.642/.356	5-12/8-30	.417/.267	13-16/13-22	.813/.591	41/29	+12	22/13	14/22	2/1	15/7	26/19
Michigan St.	31/38	33/25	64-63	+1	23-55/21-52	.418/.404	4-18/3-16	.222/.188	14-22/18-28	.636/.643	40/32	+8	8/11	18/16	7/1	11/9	22/22
Texas	37/47	37/46	74-93	(19)	25-51/34-66	.490/.515	9-19/13-33	.474/.394	15-21/12-16	.714/.750	35/31	+4	10/17	20/10	3/4	3/8	15/22
KENTUCKY	41/25	47/47	88-72	+16	31-55/27-69	.564/.391	7-19/6-25	.368/.240	19-21/12-16	.905/.750	39/29	+10	8/11	18/11	2/0	7/10	12/22
Portland St.	55/31	47/47	102-78	+24	38-63/26-61	.603/.426	12-24/11-25	.500/.440	14-20/15-17	.700/.882	40/26	+14	24/14	11/13	2/3	4/5	18/20
Purdue	28/33	38/51	66-84	(18)	27-67/29-61	.403/.475	9-28/10-26	.321/.385	3-4/16-22	.750/.727	31/46	(15)	15/21	7/8	4/3	2/3	19/13
Xavier	40/34	48/50	88-84	+4	31-62/35-68	.500/.515	13-24/8-15	.542/.533	13-19/6-8	.684/.750	38/31	+7	23/18	13/9	4/3	6/5	13/17
Baylor	33/38	30/26	63-64	(1)	22-61/23-62	.361/.371	6-22/6-24	.273/.250	13-21/12-15	.619/.800	47/32	+15	12/8	18/14	3/5	9/7	18/16
KENT ST.	40/34	33/32	73-66	+7	25-55/25-63	.455/.397	6-18/6-23	.333/.261	17-27/10-13	.630/.769	43/30	+13	16/9	9/7	3/2	1/7	15/24
WASHINGTON	36/26	41/34	77-60	+17	29-56/23-57	.518/.404	5-19/7-26	.263/.269	14-21/7-9	.667/.778	36/29	+7	19/10	12/16	4/2	12/7	12/18
NIU	36/30	52/37	88-67	+21	32-70/24-56	.457/.429	6-20/5-22	.300/.227	18-21/14-17	.857/.824	41/33	+8	16/6	6/15	2/2	8/3	14/19
Alabama	47/42	53/48	100-90	+10	40-70/31-60	.571/.517	7-17/8-25	.412/.320	13-19/20-24	.684/.833	30/37	(7)	16/11	9/21	1/3	12/3	24/19
MONTANA	36/28	49/47	85-75	+10	27-52/28-56	.519/.500	5-17/8-20	.294/.400	26-34/11-16	.765/.688	33/27	+6	12/9	9/12	3/1	3/4	15/25
EASTERN ORE.	58/28	62/14	120-42	+78	51-72/16-54	.708/.296	9-18/5-22	.500/.227	9-14/5-7	.643/.714	45/19	+26	27/6	13/28	5/0	19/4	15/16
PEPPERDINE	56/40	55/48	111-88	+23	47-77/35-67	.610/.522	10-22/6-15	.455/.400	7-14/12-16	.500/.750	35/34	+1	25/15	11/17	0/5	9/5	17/14
San Francisco	36/46	41/29	77-75	+2	30-66/27-59	.455/.458	10-26/10-23	.385/.435	7-10/11-13	.700/.846	26/45	(19)	14/7	6/17	3/5	6/3	14/14
Santa Clara	36/37	45/39	81-76	+5	30-64/34-72	.469/.472	7-19/5-16	.368/.313	14-22/3-4	.636/.750	39/39	-	14/16	9/11	5/2	3/6	13/21
BYU	44/39	31/35	75-74	+1	31-69/28-58	.449/.483	6-18/13-24	.333/.542	7-13/5-10	.538/.500	47/30	+17	18/18	16/17	4/3	10/12	14/15
PORTLAND	61/28	54/47	115-75	+40	45-80/22-53	.563/.415	17-38/11-33	.447/.333	8-12/20-32	.667/.625	39/36	+3	22/13	4/19	3/1	12/1	25/12
LMU (CA)	33/32	34/36	67-68	(1)	24-54/27-57	.444/.474	4-14/7-19	.286/.368	15-23/7-12	.652/.583	29/38	(9)	13/12	8/16	3/7	8/4	14/21
Pacific	47/47	52/43	99-90	+9	37-63/30-63	.587/.476	6-19/9-20	.316/.450	19-29/21-23	.655/.913	37/24	+13	13/13	8/6	5/0	3/4	19/20
Portland	35/29	47/38	82-67	+15	29-56/23-48	.518/.479	11-23/10-24	.478/.417	13-20/11-16	.650/.688	30/25	+5	15/12	13/18	0/5	12/7	14/17
SANTA CLARA	43/24	45/46	88-70	+18	35-59/24-60	.593/.400	8-17/8-24	.471/.333	10-14/14-19	.714/.737	36/28	+8	20/8	11/11	3/2	6/6	21/18
Saint Mary's (CA)	32/24	29/37	70-78	(8)	25-51/28-61	.490/.459	4-11/6-24	.364/.250	16-23/16-21	.696/.762	30/37	(7)	5/11	11/8	4/2	7/6	24/20

Note: Game totals are displayed in the format TEAM/OPPONENT for each category





2022-23 Gonzaga Men's Basketball
Points-rebounds-assists
All games

Page 1/2
as of Feb 05, 2023

Opponent	Date	Score	0	2	5	11	13	15	22	25	30	33	45	
			STRAWTHEE,	TIMME,DREW	SALLIS,HUN	HICKMAN,NO	SMITH,MALA	KEID,EFTON	WATSON,ANT	BROOKS,COL	EAGLE,ABE	GREGG,BEN	BOLTON,RAS	
North Florida	11/07/2022	104-63	W	16-5-2	22-2-2	10-6-2	6-2-5	15-6-3	8-8-0	10-4-4	4-1-0	DNP	0-1-1	11-2-3
vs Michigan St.	11/11/2022	64-63	W	13-9-1	22-13-4	0-3-0	10-2-1	5-5-0	4-1-0	3-2-2	DNP	DNP	0-1-0	7-1-0
at Texas	11/16/2022	74-93	L	13-6-1	18-9-1	5-4-1	8-3-2	7-1-0	4-1-1	8-2-2	DNP	DNP	DNP	11-3-2
Kentucky	11/20/2022	88-72	W	20-14-0	22-7-3	4-3-0	4-0-2	2-1-1	0-1-0	10-10-2	DNP	DNP	2-1-0	24-1-0
vs Portland St.	11/24/2022	102-78	W	10-6-2	18-6-1	12-3-6	9-4-4	23-5-2	0-1-0	10-5-1	DNP	DNP	4-4-0	14-0-8
vs Purdue	11/25/2022	66-84	L	4-10-0	22-9-4	2-1-0	15-2-5	3-2-0	0-0-0	0-3-3	DNP	DNP	9-2-0	11-0-3
vs Xavier	11/27/2022	88-84	W	23-9-3	16-6-7	3-0-0	14-6-5	0-1-0	0-0-0	16-7-2	DNP	DNP	3-6-0	13-0-6
vs Baylor	12/02/2022	63-64	L	10-10-0	9-5-1	2-1-1	0-2-8	16-2-0	0-0-0	13-13-0	DNP	DNP	5-2-1	8-2-1
Kent St.	12/05/2022	73-66	W	14-8-0	29-17-4	3-3-1	10-7-4	3-2-3	DNP	8-5-2	DNP	DNP	0-1-0	6-0-2
Washington	12/09/2022	77-60	W	18-12-0	22-7-4	7-1-2	9-3-4	0-1-1	4-2-0	9-2-2	DNP	DNP	0-2-0	8-4-6
NIU	12/12/2022	88-67	W	4-2-0	26-6-3	10-2-2	5-0-4	14-6-3	0-2-1	6-8-0	DNP	DNP	18-7-1	5-3-1
vs Alabama	12/17/2022	100-90	W	11-2-0	29-10-4	2-1-3	13-1-4	12-4-0	2-1-0	17-5-2	DNP	DNP	3-2-1	11-0-2
Montana	12/20/2022	85-75	W	15-10-0	32-11-5	2-1-1	5-0-3	11-3-0	DNP	6-1-1	DNP	DNP	9-3-1	5-1-1
Eastern Ore.	12/28/2022	120-42	W	10-5-2	18-7-3	7-0-4	13-1-2	10-10-4	16-2-0	13-6-2	7-3-0	DNP	5-6-3	14-2-1
Pepperdine	12/31/2022	111-88	W	22-4-1	35-10-5	2-4-2	0-3-3	15-3-1	0-1-0	11-4-8	2-1-0	DNP	10-2-0	14-2-5
at San Francisco	01/05/2023	77-75	W	16-6-2	11-4-4	2-2-0	8-0-3	2-4-1	DNP	14-4-1	DNP	DNP	3-0-1	21-3-2
at Santa Clara	01/07/2023	81-76	W	18-6-4	20-6-4	2-1-0	20-2-2	0-1-0	DNP	7-5-0	DNP	DNP	5-8-1	9-6-3
at BYU	01/12/2023	75-74	W	11-8-1	19-12-4	5-1-2	3-5-4	5-2-1	2-1-0	18-9-0	DNP	DNP	10-6-1	2-1-5
Portland	01/14/2023	115-75	W	14-7-0	18-1-2	7-1-7	13-2-2	27-8-5	2-2-0	12-7-2	0-0-0	DNP	2-0-0	8-3-3
LMU (CA)	01/19/2023	67-68	L	6-4-0	17-7-2	7-2-1	12-3-6	4-3-1	0-0-0	8-6-2	DNP	DNP	3-2-0	10-1-1
at Pacific	01/21/2023	99-90	W	15-5-0	38-5-3	0-0-0	4-3-4	8-2-1	DNP	16-13-4	DNP	DNP	2-2-0	16-2-1
at Portland	01/28/2023	82-67	W	40-6-1	8-5-5	5-0-0	2-3-1	6-3-1	0-0-0	17-5-4	DNP	DNP	0-1-2	4-3-1
Santa Clara	02/02/2023	88-70	W	12-5-2	15-11-5	4-2-0	8-2-2	8-2-3	2-0-0	18-5-4	DNP	DNP	5-3-1	16-3-3
at Saint Mary's (CA)	02/04/2023	70-78	Lot	10-4-1	23-5-1	2-3-2	7-1-1	13-5-0	0-1-0	8-5-0	DNP	DNP	3-3-0	4-1-0



Game Records

Record	Overall	Home	Away	Neutral
ALL GAMES	19-5	10-1	5-2	4-2
CONFERENCE	8-2	3-1	5-1	0-0
NON-CONFERENCE	11-3	7-0	0-1	4-2

Team Results

Date	Opponent		Score	Att.	High Points	High Rebounds
11/07/2022	North Florida	W	104-63	6000	(22) TIMME, Drew	(8) REID, Efton
11/11/2022	vs Michigan St.	W	64-63	3572	(22) TIMME, Drew	(13) TIMME, Drew
11/16/2022	at Texas	L	74-93	11313	(18) TIMME, Drew	(9) TIMME, Drew
11/20/2022	Kentucky	W	88-72	12333	(24) BOLTON, Rasir	(14) STRAWTHER, Julian
11/24/2022	vs Portland St.	W	102-78	4512	(23) SMITH, Malachi	(6) TIMME, Drew
						(6) STRAWTHER, Julian
11/25/2022	vs Purdue	L	66-84	8090	(22) TIMME, Drew	(10) STRAWTHER, Julian
11/27/2022	vs Xavier	W	88-84	2807	(23) STRAWTHER, Julian	(9) STRAWTHER, Julian
12/02/2022	vs Baylor	L	63-64	3448	(16) SMITH, Malachi	(13) WATSON, Anton
12/05/2022	Kent St.	W	73-66	6000	(29) TIMME, Drew	(17) TIMME, Drew
12/09/2022	Washington	W	77-60	6000	(22) TIMME, Drew	(12) STRAWTHER, Julian
12/12/2022	NIU	W	88-67	6000	(26) TIMME, Drew	(8) WATSON, Anton
12/17/2022	vs Alabama	W	100-90	15847	(29) TIMME, Drew	(10) TIMME, Drew
12/20/2022	Montana	W	85-75	6000	(32) TIMME, Drew	(11) TIMME, Drew
12/28/2022	Eastern Ore.	W	120-42	6000	(18) TIMME, Drew	(10) SMITH, Malachi
12/31/2022	Pepperdine	W	111-88	6000	(35) TIMME, Drew	(10) TIMME, Drew
01/05/2023	at San Francisco	W	77-75	3313	(21) BOLTON, Rasir	(6) STRAWTHER, Julian
01/07/2023	at Santa Clara	W	81-76	4200	(20) TIMME, Drew	(8) GREGG, Ben
					(20) HICKMAN, Nolan	
01/12/2023	at BYU	W	75-74	18987	(19) TIMME, Drew	(12) TIMME, Drew
01/14/2023	Portland	W	115-75	6000	(27) SMITH, Malachi	(8) SMITH, Malachi
01/19/2023	LMU (CA)	L	67-68	6000	(17) TIMME, Drew	(7) TIMME, Drew
01/21/2023	at Pacific	W	99-90	4376	(38) TIMME, Drew	(13) WATSON, Anton
01/28/2023	at Portland	W	82-67	4497	(40) STRAWTHER, Julian	(6) STRAWTHER, Julian
02/02/2023	Santa Clara	W	88-70	6000	(18) WATSON, Anton	(11) TIMME, Drew
02/04/2023	at Saint Mary's (CA)	Lot	70-78	3500	(23) TIMME, Drew	(5) SMITH, Malachi
						(5) TIMME, Drew

STARTERS

Nov. 7 - North Florida	Hickman	Bolton	Strawther	Timme	Watson	Jan. 21 - Pacific	Hickman	Bolton	Strawther	Timme	Watson
Nov. 11 - Michigan State	Hickman	Bolton	Strawther	Timme	Watson	Jan. 28 - Portland	Hickman	Bolton	Strawther	Timme	Watson
Nov. 16 - Texas	Hickman	Bolton	Strawther	Timme	Watson	Feb. 2 - Santa Clara	Hickman	Bolton	Strawther	Timme	Watson
Nov. 20 - Kentucky	Hickman	Bolton	Strawther	Timme	Watson	Feb. 4 - Saint Mary's	Hickman	Bolton	Strawther	Timme	Watson
Nov. 24 - Portland State	Hickman	Bolton	Strawther	Timme	Watson						
Nov. 25 - Purdue	Hickman	Bolton	Strawther	Timme	Watson						
Nov. 27 - Xavier	Hickman	Bolton	Strawther	Timme	Watson						
Dec. 2 - Baylor	Hickman	Bolton	Strawther	Timme	Watson						
Dec. 5 - Kent State	Hickman	Bolton	Strawther	Timme	Watson						
Dec. 9 - Washington	Hickman	Bolton	Strawther	Timme	Watson						
Dec. 12 - Northern Illinois	Hickman	Bolton	Strawther	Timme	Watson						
Dec. 17 - Alabama	Hickman	Bolton	Strawther	Timme	Watson						
Dec. 20 - Montana	Hickman	Bolton	Strawther	Timme	Watson						
Dec. 28 - Eastern Oregon	Hickman	Bolton	Strawther	Timme	Watson						
Dec. 31 - Pepperdine	Hickman	Bolton	Strawther	Timme	Watson						
Jan. 5 - San Francisco	Hickman	Bolton	Strawther	Timme	Watson						
Jan. 7 - Santa Clara	Hickman	Bolton	Strawther	Timme	Watson						
Jan. 12 - BYU	Hickman	Bolton	Strawther	Timme	Watson						
Jan. 14 - Portland	Hickman	Bolton	Strawther	Timme	Watson						
Jan. 19 - Loyola Marymount	Hickman	Bolton	Strawther	Timme	Watson						





**2022-23 Gonzaga Men's Basketball
Team High/Low Analysis
All games**

Page 1/4
as of Feb 05, 2023

Gonzaga - Game Highs

POINTS	120		Eastern Ore. (12/28/2022)
	115		Portland (01/14/2023)
	111		Pepperdine (12/31/2022)
	104		North Florida (11/07/2022)
	102		vs Portland St. (N) (11/24/2022)
FIELD GOALS MADE	51		Eastern Ore. (12/28/2022)
	47		Pepperdine (12/31/2022)
FIELD GOAL ATTEMPTS	80		Portland (01/14/2023)
	77		Pepperdine (12/31/2022)
FIELD GOAL PERCENTAGE	.708	(51-72)	Eastern Ore. (12/28/2022)
	.642	(43-67)	North Florida (11/07/2022)
3 PT FG MADE	17		Portland (01/14/2023)
	13		vs Xavier (N) (11/27/2022)
3 PT FG ATTEMPTS	38		Portland (01/14/2023)
	28		vs Purdue (N) (11/25/2022)
3 PT FG PERCENTAGE	.542	(13-24)	vs Xavier (N) (11/27/2022)
	.500	(12-24)	vs Portland St. (N) (11/24/2022)
	.500	(9-18)	Eastern Ore. (12/28/2022)
FREE THROWS MADE	26		Montana (12/20/2022)
	19		at Pacific (01/21/2023)
	19		Kentucky (11/20/2022)
FREE THROW ATTEMPTS	34		Montana (12/20/2022)
	29		at Pacific (01/21/2023)
FREE THROW PERCENTAGE	.905	(19-21)	Kentucky (11/20/2022)
	.857	(18-21)	NIU (12/12/2022)
REBOUNDS	47		at BYU (01/12/2023)
	47		vs Baylor (N) (12/02/2022)
ASSISTS	27		Eastern Ore. (12/28/2022)
	25		Pepperdine (12/31/2022)
STEALS	19		Eastern Ore. (12/28/2022)
	15		North Florida (11/07/2022)
BLOCKED SHOTS	7		vs Michigan St. (N) (11/11/2022)
	5		at Pacific (01/21/2023)
	5		at Santa Clara (01/07/2023)
	5		Eastern Ore. (12/28/2022)
TURNOVERS	20		at Texas (11/16/2022)
	18		vs Baylor (N) (12/02/2022)
	18		Kentucky (11/20/2022)
	18		vs Michigan St. (N) (11/11/2022)
FOULS	26		North Florida (11/07/2022)
	25		Portland (01/14/2023)



LIVESTATS

GAME 25 | SAN FRANCISCO



GONZAGA



2022-23 Gonzaga Men's Basketball Team High/Low Analysis All games

Opponent - Game Highs

POINTS	93	at Texas (11/16/2022)
	90	at Pacific (01/21/2023)
	90	vs Alabama (N) (12/17/2022)
	88	Pepperdine (12/31/2022)
	84	vs Xavier (N) (11/27/2022)
FIELD GOALS MADE	84	vs Purdue (N) (11/25/2022)
	35	Pepperdine (12/31/2022)
FIELD GOAL ATTEMPTS	35	vs Xavier (N) (11/27/2022)
	72	at Santa Clara (01/07/2023)
FIELD GOAL PERCENTAGE	69	Kentucky (11/20/2022)
	.522 (35-67)	Pepperdine (12/31/2022)
3 PT FG MADE	.517 (31-60)	vs Alabama (N) (12/17/2022)
	13	at BYU (01/12/2023)
3 PT FG ATTEMPTS	13	at Texas (11/16/2022)
	33	Portland (01/14/2023)
3 PT FG PERCENTAGE	33	at Texas (11/16/2022)
	.542 (13-24)	at BYU (01/12/2023)
FREE THROWS MADE	.533 (8-15)	vs Xavier (N) (11/27/2022)
	21	at Pacific (01/21/2023)
	20	Portland (01/14/2023)
FREE THROW ATTEMPTS	20	vs Alabama (N) (12/17/2022)
	32	Portland (01/14/2023)
	28	vs Michigan St. (N) (11/11/2022)
FREE THROW PERCENTAGE	.913 (21-23)	at Pacific (01/21/2023)
	.882 (15-17)	vs Portland St. (N) (11/24/2022)
REBOUNDS	46	vs Purdue (N) (11/25/2022)
	45	at San Francisco (01/05/2023)
ASSISTS	21	vs Purdue (N) (11/25/2022)
	18	at BYU (01/12/2023)
	18	vs Xavier (N) (11/27/2022)
STEALS	12	at BYU (01/12/2023)
	10	Kentucky (11/20/2022)
BLOCKED SHOTS	7	LMU (CA) (01/19/2023)
	5	at Portland (01/28/2023)
	5	at San Francisco (01/05/2023)
	5	Pepperdine (12/31/2022)
	5	vs Baylor (N) (12/02/2022)
TURNOVERS	28	Eastern Ore. (12/28/2022)
	22	North Florida (11/07/2022)
FOULS	25	Montana (12/20/2022)
	24	Kent St. (12/05/2022)

BEST WINNING PERCENTAGE SINCE 2010-11

	W	L	Pct.
1. <i>Gonzaga</i>	367	56	0.868
2. Kansas	354	81	0.814
3. Duke	334	89	0.790
4. Kentucky	330	98	0.771
5. Wichita State	309	93	0.769

BEST WINNING PERCENTAGE LAST SIX SEASONS

	W	L	Pct.
1. <i>Gonzaga</i>	192	18	0.914
2. Kansas	171	41	0.807
3. Villanova	166	40	0.806
4. Houston	164	41	0.800
5. New Mexico State	150	38	0.798

BEST WINNING PERCENTAGE LAST FIVE SEASONS

	W	L	Pct.
1. <i>Gonzaga</i>	155	16	0.906
2. Houston	143	30	0.827
3. Kansas	140	36	0.795
4. New Mexico State	122	32	0.792
5. Virginia	128	34	0.790

BEST WINNING PERCENTAGE LAST FOUR SEASONS

	W	L	Pct.
1. <i>Gonzaga</i>	123	11	0.918
2. Houston	116	22	0.841
3. Belmont	104	25	0.806
4. Kansas	109	28	0.796
5. Baylor	101	27	0.789

BEST HOME PERCENTAGE LAST FOUR SEASONS

	W	L	Pct.
1. <i>Gonzaga</i>	77	1	0.987
2. South Dakota State	67	2	0.971
3. Houston	79	4	0.952
4. Kansas	74	6	0.925
5. Belmont	64	6	0.914

BEST ROAD PERCENTAGE SINCE 2010-11

	W	L	Pct.
1. <i>Gonzaga</i>	100	20	0.833
2. Wichita State	95	35	0.731
3. Saint Mary's	83	40	0.675
4. Kansas	83	44	0.654
5. Belmont	119	65	0.647

BEST ROAD PERCENTAGE LAST FIVE SEASONS

	W	L	Pct.
1. <i>Gonzaga</i>	41	4	0.911
2. New Mexico State	41	15	0.732
3. Vermont	49	18	0.731
4. Virginia	40	15	0.727
5. Belmont	52	21	0.712

BEST FIELD GOAL PERCENTAGE SINCE 2010-11

	FGM	FGA	Pct.
1. <i>Gonzaga</i>	12406	24532	.506
2. Belmont	11158	23053	.484
3. Kansas	12047	25178	.478
4. Creighton	11240	23569	.477
5. Saint Mary's	10412	21894	.476

BEST FIELD GOAL PERCENTAGE LAST FIVE SEASONS

	FGM	FGA	Pct.
1. <i>Gonzaga</i>	5474	10504	.521
2. South Dakota State	4634	9357	.495
3. Dayton	4104	8307	.494
4. Loyola Chicago	4288	8675	.494
5. Belmont	4780	9810	.487

MOST POINTS PER GAME LAST FIVE SEASONS

	Points	Avg.
1. <i>Gonzaga</i>	14720	87.25
2. South Dakota State	13095	82.88
3. Belmont	13079	81.96

MOST WINS OVER FOUR-YEAR SPAN IN D1 HISTORY

	Wins	Seasons
1. Villanova	136	2014-18
2. <i>Gonzaga</i>	133	2016-20
Duke	133	1998-2001





2022-23 Gonzaga Men's Basketball
Team High/Low Analysis
All games

Page 3/4
as of Feb 05, 2023

Gonzaga - Game Lows

POINTS	63		vs Baylor (N) (12/02/2022)
	64		vs Michigan St. (N) (11/11/2022)
	66		vs Purdue (N) (11/25/2022)
	67		LMU (CA) (01/19/2023)
	70		at Saint Mary's (CA) (02/04/2023)
FIELD GOALS MADE	22		vs Baylor (N) (12/02/2022)
	23		vs Michigan St. (N) (11/11/2022)
FIELD GOAL ATTEMPTS	51		at Saint Mary's (CA) (02/04/2023)
	51		at Texas (11/16/2022)
FIELD GOAL PERCENTAGE	.361	(22-61)	vs Baylor (N) (12/02/2022)
	.403	(27-67)	vs Purdue (N) (11/25/2022)
3 PT FG MADE	4		at Saint Mary's (CA) (02/04/2023)
	4		LMU (CA) (01/19/2023)
	4		vs Michigan St. (N) (11/11/2022)
3 PT FG ATTEMPTS	11		at Saint Mary's (CA) (02/04/2023)
	12		North Florida (11/07/2022)
3 PT FG PERCENTAGE	.222	(4-18)	vs Michigan St. (N) (11/11/2022)
	.263	(5-19)	Washington (12/09/2022)
FREE THROWS MADE	3		vs Purdue (N) (11/25/2022)
	7		at BYU (01/12/2023)
	7		at San Francisco (01/05/2023)
	7		Pepperdine (12/31/2022)
FREE THROW ATTEMPTS	4		vs Purdue (N) (11/25/2022)
	10		at San Francisco (01/05/2023)
FREE THROW PERCENTAGE	.500	(7-14)	Pepperdine (12/31/2022)
	.538	(7-13)	at BYU (01/12/2023)
REBOUNDS	26		at San Francisco (01/05/2023)
	29		LMU (CA) (01/19/2023)
ASSISTS	5		at Saint Mary's (CA) (02/04/2023)
	8		Kentucky (11/20/2022)
	8		vs Michigan St. (N) (11/11/2022)
STEALS	1		Kent St. (12/05/2022)
	2		vs Purdue (N) (11/25/2022)
BLOCKED SHOTS	0		at Portland (01/28/2023)
	0		Pepperdine (12/31/2022)
TURNOVERS	4		Portland (01/14/2023)
	6		at San Francisco (01/05/2023)
	6		NIU (12/12/2022)
FOULS	12		Washington (12/09/2022)
	12		Kentucky (11/20/2022)



LIVESTATS

GAME 25 | SAN FRANCISCO

GONZAGA



**2022-23 Gonzaga Men's Basketball
Team High/Low Analysis
All games**

Page 4/4
as of Feb 05, 2023

Opponent - Game Lows

POINTS	42		Eastern Ore. (12/28/2022)
	60		Washington (12/09/2022)
	63		vs Michigan St. (N) (11/11/2022)
	63		North Florida (11/07/2022)
	64		vs Baylor (N) (12/02/2022)
FIELD GOALS MADE	16		Eastern Ore. (12/28/2022)
	21		vs Michigan St. (N) (11/11/2022)
	21		North Florida (11/07/2022)
FIELD GOAL ATTEMPTS	48		at Portland (01/28/2023)
	52		vs Michigan St. (N) (11/11/2022)
FIELD GOAL PERCENTAGE	.296	(16-54)	Eastern Ore. (12/28/2022)
	.356	(21-59)	North Florida (11/07/2022)
3 PT FG MADE	3		vs Michigan St. (N) (11/11/2022)
	5		at Santa Clara (01/07/2023)
	5		Eastern Ore. (12/28/2022)
	5		NIU (12/12/2022)
3 PT FG ATTEMPTS	15		Pepperdine (12/31/2022)
	15		vs Xavier (N) (11/27/2022)
3 PT FG PERCENTAGE	.188	(3-16)	vs Michigan St. (N) (11/11/2022)
	.227	(5-22)	Eastern Ore. (12/28/2022)
	.227	(5-22)	NIU (12/12/2022)
FREE THROWS MADE	3		at Santa Clara (01/07/2023)
	5		at BYU (01/12/2023)
	5		Eastern Ore. (12/28/2022)
FREE THROW ATTEMPTS	4		at Santa Clara (01/07/2023)
	7		Eastern Ore. (12/28/2022)
FREE THROW PERCENTAGE	.500	(5-10)	at BYU (01/12/2023)
	.583	(7-12)	LMU (CA) (01/19/2023)
REBOUNDS	19		Eastern Ore. (12/28/2022)
	24		at Pacific (01/21/2023)
ASSISTS	6		Eastern Ore. (12/28/2022)
	6		NIU (12/12/2022)
STEALS	1		Portland (01/14/2023)
	3		at San Francisco (01/05/2023)
	3		vs Alabama (N) (12/17/2022)
	3		NIU (12/12/2022)
	3		vs Purdue (N) (11/25/2022)
BLOCKED SHOTS	0		at Pacific (01/21/2023)
	0		Eastern Ore. (12/28/2022)
	0		Kentucky (11/20/2022)
TURNOVERS	6		at Pacific (01/21/2023)
	7		Kent St. (12/05/2022)
FOULS	12		Portland (01/14/2023)
	13		vs Purdue (N) (11/25/2022)



LIVESTATS

GAME 25 | SAN FRANCISCO

GONZAGA



**2022-23 Gonzaga Men's Basketball
Player Highs Analysis
All games**

Page 1/4
as of Feb 05, 2023

Gonzaga - Individual Game Highs

POINTS	40		Julian Strawther at Portland (01/28/2023)
	38		Drew Timme at Pacific (01/21/2023)
	35		Drew Timme vs Pepperdine (12/31/2022)
	32		Drew Timme vs Montana (12/20/2022)
	29		Drew Timme vs Alabama (N) (12/17/2022)
	29		Drew Timme vs Kent St. (12/05/2022)
FIELD GOALS MADE	17		Drew Timme at Pacific (01/21/2023)
	15		Drew Timme vs Pepperdine (12/31/2022)
FIELD GOAL ATTEMPTS	23		Drew Timme at Pacific (01/21/2023)
	21		Julian Strawther at Portland (01/28/2023)
FIELD GOAL PERCENTAGE (min 5 made)	1.000	(8-8)	Anton Watson vs Santa Clara (02/02/2023)
	1.000	(8-8)	Efton Reid vs Eastern Ore. (12/28/2022)
3 PT FG MADE	8		Julian Strawther at Portland (01/28/2023)
	7		Malachi Smith vs Portland (01/14/2023)
3 PT FG ATTEMPTS	12		Julian Strawther at Portland (01/28/2023)
	10		Malachi Smith vs Portland (01/14/2023)
3 PT FG PERCENTAGE (min 2 made)	1.000	(5-5)	Malachi Smith vs Portland St. (N) (11/24/2022)
	1.000	(3-3)	Malachi Smith vs Pepperdine (12/31/2022)
	1.000	(2-2)	Malachi Smith at Pacific (01/21/2023)
	1.000	(2-2)	Julian Strawther vs Montana (12/20/2022)
	1.000	(2-2)	Malachi Smith vs Alabama (N) (12/17/2022)
FREE THROWS MADE	8		Anton Watson at Pacific (01/21/2023)
	8		Drew Timme vs Montana (12/20/2022)
	8		Drew Timme vs NIU (12/12/2022)
FREE THROW ATTEMPTS	13		Drew Timme vs Montana (12/20/2022)
	12		Drew Timme vs LMU (CA) (01/19/2023)
	12		Drew Timme vs Kent St. (12/05/2022)
FREE THROW PERCENTAGE (min 3 made)	1.000	(7-7)	Julian Strawther vs Kentucky (11/20/2022)
	1.000	(5-5)	Rasir Bolton vs Eastern Ore. (12/28/2022)
	1.000	(5-5)	Julian Strawther vs Montana (12/20/2022)
	1.000	(5-5)	Ben Gregg vs NIU (12/12/2022)
	1.000	(5-5)	Julian Strawther vs North Florida (11/07/2022)
	1.000	(4-4)	Julian Strawther vs Santa Clara (02/02/2023)
	1.000	(4-4)	Julian Strawther at Portland (01/28/2023)
	1.000	(4-4)	Ben Gregg vs Montana (12/20/2022)
	1.000	(4-4)	Nolan Hickman vs Portland St. (N) (11/24/2022)
	1.000	(4-4)	Rasir Bolton vs Kentucky (11/20/2022)
	1.000	(4-4)	Rasir Bolton at Texas (11/16/2022)
	1.000	(4-4)	Julian Strawther vs Michigan St. (N) (11/11/2022)
REBOUNDS	17		Drew Timme vs Kent St. (12/05/2022)
	14		Julian Strawther vs Kentucky (11/20/2022)
ASSISTS	8		Anton Watson vs Pepperdine (12/31/2022)
	8		Nolan Hickman vs Baylor (N) (12/02/2022)
	8		Rasir Bolton vs Portland St. (N) (11/24/2022)
STEALS	6		Malachi Smith vs Michigan St. (N) (11/11/2022)
	5		Malachi Smith vs Alabama (N) (12/17/2022)
	5		Anton Watson vs North Florida (11/07/2022)



**2022-23 Gonzaga Men's Basketball
Player Highs Analysis
All games**

Page 3/4
as of Feb 05, 2023

Opponent - Individual Game Highs

POINTS	36		Brandon Miller vs Alabama (N) (12/17/2022)
	27		Cam Shelton vs LMU (CA) (01/19/2023)
	26		Tyrese Hunter at Texas (11/16/2022)
	25		Keshawn Williams vs NIU (12/12/2022)
	25		Jack Nunge vs Xavier (N) (11/27/2022)
FIELD GOALS MADE	12		Brandon Miller vs Alabama (N) (12/17/2022)
	11		Cam Shelton vs LMU (CA) (01/19/2023)
	11		Jack Nunge vs Xavier (N) (11/27/2022)
FIELD GOAL ATTEMPTS	23		Cam Shelton vs LMU (CA) (01/19/2023)
	22		Brandon Miller vs Alabama (N) (12/17/2022)
FIELD GOAL PERCENTAGE (min 5 made)	1.000	(5-5)	Mitchell Saxen at Saint Mary's (CA) (02/04/2023)
	.857	(6-7)	Parker Braun at Santa Clara (01/07/2023)
3 PT FG MADE	6		Brandon Miller vs Alabama (N) (12/17/2022)
	5		Moses Wood at Portland (01/28/2023)
	5		Jaxson Robinson at BYU (01/12/2023)
	5		Jorell Saterfield vs Portland St. (N) (11/24/2022)
	5		Tyrese Hunter at Texas (11/16/2022)
3 PT FG ATTEMPTS	11		Brandon Miller vs Alabama (N) (12/17/2022)
	10		Aanen Moody vs Montana (12/20/2022)
3 PT FG PERCENTAGE (min 2 made)	1.000	(3-3)	Colby Jones vs Xavier (N) (11/27/2022)
	1.000	(2-2)	Josh Kunen at San Francisco (01/05/2023)
	1.000	(2-2)	Josh Bannan vs Montana (12/20/2022)
FREE THROWS MADE	9		Alden Applewhite vs Portland (01/14/2023)
	8		A.J. Hoggard vs Michigan St. (N) (11/11/2022)
FREE THROW ATTEMPTS	14		Alden Applewhite vs Portland (01/14/2023)
	11		Mady Sissoko vs Michigan St. (N) (11/11/2022)
FREE THROW PERCENTAGE (min 3 made)	1.000	(7-7)	Jordan Ivy-Curry at Pacific (01/21/2023)
	1.000	(6-6)	Dischon Thomas vs Montana (12/20/2022)
	1.000	(6-6)	Jaden Bradley vs Alabama (N) (12/17/2022)
	1.000	(6-6)	Brandon Miller vs Alabama (N) (12/17/2022)
	1.000	(6-6)	Oscar Tshiebwe vs Kentucky (11/20/2022)
	1.000	(6-6)	Sir'Jabari Rice at Texas (11/16/2022)
	1.000	(5-5)	Nick Blake at Pacific (01/21/2023)
	1.000	(4-4)	Tyrell Roberts at San Francisco (01/05/2023)
	1.000	(4-4)	Zarique Nutter vs NIU (12/12/2022)
	1.000	(4-4)	PJ Fuller II vs Washington (12/09/2022)
	1.000	(4-4)	Mirryne Thomas vs Kent St. (12/05/2022)
	1.000	(4-4)	Jalen Bridges vs Baylor (N) (12/02/2022)
	1.000	(4-4)	Braden Smith vs Purdue (N) (11/25/2022)
	1.000	(3-3)	Juan Sebastian Gorosito at Portland (01/28/2023)
	1.000	(3-3)	Zane Meeks at San Francisco (01/05/2023)
	1.000	(3-3)	Carson Basham vs Pepperdine (12/31/2022)
	1.000	(3-3)	Malique Jacobs vs Kent St. (12/05/2022)
	1.000	(3-3)	Keyonte George vs Baylor (N) (12/02/2022)
	1.000	(3-3)	Colby Jones vs Xavier (N) (11/27/2022)
	1.000	(3-3)	Tyrese Hunter at Texas (11/16/2022)
REBOUNDS	15		Oscar Tshiebwe vs Kentucky (11/20/2022)
	13		Noah Clowney vs Alabama (N) (12/17/2022)
ASSISTS	8		Tyler Robertson at Portland (01/28/2023)
	8		Rudi Williams at BYU (01/12/2023)
	8		Cameron Parker vs Portland St. (N) (11/24/2022)
STEALS	5		Spencer Johnson at BYU (01/12/2023)
	4		Mike Mitchell Jr. vs Pepperdine (12/31/2022)
	4		Malique Jacobs vs Kent St. (12/05/2022)
	4		Cason Wallace vs Kentucky (11/20/2022)

CAREER STATS



2022-23 Gonzaga Men's Basketball Season/Career Statistics All games

Page 1/1
as of Feb 05, 2023

Summary

Player	Season Statistics										Career Statistics									
	GP-GS	MIN/G	FG%	3FG%	FT%	R/G	A/G	STL	BLK	PTS/G	GP-GS	MIN/G	FG%	3FG%	FT%	R/G	A/G	STL	BLK	PTS/G
BOLTON, Rasir	24-24	27.1	.426	.405	.821	1.8	2.5	21	3	10.5	139-115	28.9	.431	.380	.846	2.8	2.5	118	13	12.6
BROOKS, Colby	4-0	2.4	.833	1.000	.667	1.3	0.0	1	0	3.3	4-0	2.4	.833	1.000	.667	1.3	0.0	1	0	3.3
EAGLE, Abe	2-0	2.6	1.000	.000	.000	0.0	0.5	0	0	2.0	2-0	2.6	1.000	.000	.000	0.0	0.5	0	0	2.0
GREGG, Ben	23-0	10.6	.494	.351	.889	3.0	0.7	12	13	4.8	58-0	7.0	.445	.328	.679	2.1	0.4	15	24	2.9
HARRIS, Dominick	8-0	5.0	.400	.167	.000	0.5	0.8	1	1	1.1	33-0	6.6	.415	.345	.714	0.7	0.5	4	1	2.5
HICKMAN, Nolan	24-24	28.7	.430	.360	.857	2.4	3.4	27	8	8.3	56-24	22.1	.437	.335	.778	1.9	2.2	47	15	6.4
REID, Efton	19-0	5.1	.618	.000	.333	1.3	0.1	3	2	2.3	53-34	14.4	.534	.217	.457	3.2	0.3	20	28	4.8
SALLIS, Hunter	24-0	15.6	.494	.321	.778	1.9	1.5	15	6	4.4	56-0	14.4	.533	.298	.738	1.9	1.0	34	11	4.3
SMITH, Malachi	24-0	20.8	.538	.550	.846	3.4	1.3	25	0	8.7	119-60	26.6	.481	.411	.820	5.4	2.3	150	12	12.7
STRAWTHER, Julian	24-24	30.6	.476	.419	.733	6.8	1.0	20	6	14.4	81-55	22.0	.491	.383	.716	4.5	0.7	41	13	10.0
TIMME, Drew	24-24	32.8	.602	.111	.601	7.5	3.4	20	24	21.2	121-92	27.0	.615	.246	.651	6.6	2.4	67	103	16.8
WATSON, Anton	24-24	28.9	.601	.281	.594	5.7	2.1	43	12	10.8	103-46	20.4	.584	.217	.642	4.2	1.7	139	51	7.6

Scoring

Player	Season Statistics								Career Statistics							
	FG-FGA	FG%	3FG-3FGA	3FG%	FT-FTA	FT%	PTS	PTS/G	FG-FGA	FG%	3FG-3FGA	3FG%	FT-FTA	FT%	PTS	PTS/G
BOLTON, Rasir	86-202	.426	34-84	.405	46-56	.821	252	10.5	578-1341	.431	217-571	.380	374-442	.846	1747	12.6
BROOKS, Colby	5-6	.833	1-1	1.000	2-3	.667	13	3.3	5-6	.833	1-1	1.000	2-3	.667	13	3.3
EAGLE, Abe	2-2	1.000	0-0	.000	0-0	.000	4	2.0	2-2	1.000	0-0	.000	0-0	.000	4	2.0
GREGG, Ben	41-83	.494	13-37	.351	16-18	.889	111	4.8	65-146	.445	19-58	.328	19-28	.679	168	2.9
HARRIS, Dominick	4-10	.400	1-6	.167	0-0	.000	9	1.1	27-65	.415	10-29	.345	20-28	.714	84	2.5
HICKMAN, Nolan	74-172	.430	32-89	.360	18-21	.857	198	8.3	138-316	.437	56-167	.335	28-36	.778	360	6.4
REID, Efton	21-34	.618	0-3	.000	2-6	.333	44	2.3	118-221	.534	5-23	.217	16-35	.457	257	4.8
SALLIS, Hunter	41-83	.494	9-28	.321	14-18	.778	105	4.4	98-184	.533	14-47	.298	31-42	.738	241	4.3
SMITH, Malachi	77-143	.538	33-60	.550	22-26	.846	209	8.7	542-1126	.481	134-326	.411	296-361	.820	1514	12.7
STRAWTHER, Julian	119-250	.476	52-124	.419	55-75	.733	345	14.4	284-579	.491	115-300	.383	126-176	.716	809	10.0
TIMME, Drew	203-337	.602	2-18	.111	101-168	.601	509	21.2	800-1301	.615	17-69	.246	413-634	.651	2030	16.8
WATSON, Anton	104-173	.601	9-32	.281	41-69	.594	258	10.8	306-524	.584	18-83	.217	156-243	.642	786	7.6

Totals

Player	Season Statistics									Career Statistics								
	O-REB	D-REB	TOTAL	PF	FO	A	TO	A/TO		O-REB	D-REB	TOTAL	PF	FO	A	TO	A/TO	
BOLTON, Rasir	7	37	44	51	1	60	32	1.9		57	332	389	290	3	346	307	1.1	
BROOKS, Colby	2	3	5	0	0	0	1	0.0		2	3	5	0	0	0	1	0.0	
EAGLE, Abe	0	0	0	1	0	1	0	0.0		0	0	0	1	0	1	0	0.0	
GREGG, Ben	30	39	69	37	1	15	13	1.2		46	75	121	71	1	26	25	1.0	
HARRIS, Dominick	0	4	4	6	0	6	1	6.0		7	15	22	25	0	16	8	2.0	
HICKMAN, Nolan	6	51	57	48	0	81	40	2.0		9	97	106	77	0	122	63	1.9	
REID, Efton	10	14	24	23	1	2	12	0.2		61	109	170	136	6	18	59	0.3	
SALLIS, Hunter	11	34	45	43	1	37	14	2.6		29	79	108	78	1	57	35	1.6	
SMITH, Malachi	20	62	82	27	0	31	20	1.6		157	482	639	168	0	279	210	1.3	
STRAWTHER, Julian	20	143	163	55	0	23	40	0.6		71	294	365	141	1	56	77	0.7	
TIMME, Drew	53	128	181	50	1	81	64	1.3		250	548	798	267	3	287	240	1.2	
WATSON, Anton	51	85	136	72	1	50	29	1.7		140	296	436	228	3	171	106	1.6	

QUICKIE GAME RECORDS

Individual Game

Points

- 52 - Frank Burgess vs. UC-Davis (1-26-61)
- 50 - Jean Claude Lefebvre vs. Whitworth (2-18-58)

Field Goals Made

- 20 - Jean Claude Lefebvre vs. Whitworth (2-18-58)

Free Throws Made

- 16 - Ronny Turiaf vs. Cincinnati (NCAA - 3-20-03)
- 16 - Blake Stepp vs. Washington (12-2-02)
- 16 - Ronny Turiaf vs. Indiana (11-26-02)
- 16 - Frank Burgess (4 times)

Free Throw Percentage (1.000 - min. 10 attempts)

- (15-15) - Sam Dower vs. Santa Clara (3-8-14)
- (15-15) - Geoff Goss vs. Idaho State (1-6-93)
- (15-15) - Frank Burgess vs. Idaho (3-3-61)

Rebounds

- 33 - Jim Dixon vs. Eastern Washington (1-23-61)
- 28 - Paul Cathey vs. Nevada-Las Vegas (12-28-77)

Assists

- 16 - Blake Stepp vs. Long Beach State (12-20-02)
- 14 - Andrew Nembhard at Pepperdine (2-16-22)
- 14 - Joel Ayayi at Portland (1-9-21)
- 13 - Josh Perkins at Creighton (12-1-18)
- 13 - Jeremy Pargo vs. Virginia Tech (11-24-07)
- 13 - Derek Raivio vs. Montana (11-21-04)
- 13 - Blake Stepp vs. Idaho (11-21-03)
- 13 - Matt Santangelo vs. Loyola Marymount (2-11-00)
- 13 - John Stockton vs. Portland (2-11-84)
- 13 - John Stockton vs. San Diego (1-19-84)
- 13 - Ken Tyler vs. Montana State (2-1-75)

Steals (Under Mark Few)

- 7 - Derek Raivio vs. Montana (11-21-04)
- 6 - Andrew Nembhard at BYU (2-5-22)
- 6 - Nigel Williams-Goss vs. Saint Mary's (3-7-17)
- 6 - David Stockton vs. South Dakota (11-18-12)
- 6 - Jeremy Pargo vs. Loyola Marymount (2-11-08)
- 6 - Derek Raivio vs. Loyola Marymount (1-6-07)

Blocks (Under Mark Few)

- 7 - Chet Holmgren vs. Dixie State (11-9-21)
- 7 - Chet Holmgren vs. Georgia State (3-17-22)
- 7 - Przemek Karnowski vs. Saint Mary's (1-2-14)
- 6 - Chet Holmgren vs. San Francisco (3-7-22)
- 6 - Chet Holmgren at San Francisco (2-24-22)
- 6 - Chet Holmgren vs. BYU (1-13-22)
- 6 - Brandon Clarke vs. Texas Southern (11-10-18)
- 6 - Brandon Clarke vs. Duke (11-21-18)
- 6 - Zach Collins vs. South Carolina (4-1-17)
- 6 - Austin Daye vs. Idaho (11-13-07)
- 6 - Josh Heytvelt at Pepperdine (2-3-07)
- 6 - Robert Sacre at Pepperdine (2-20-10)
- 6 - Abdulla Kuso at San Diego (2-18-08)
- 6 - Abdulla Kuso vs. Duke (12-21-06)

Team Game

Points Scored - Gonzaga

- 136 vs. Loyola Marymount, 2-18-89 (L 147-136)

Points Scored - Opponent

- 147 - Loyola Marymount, 2-18-89 (147-146)

Biggest Margin of Victory

- 78 - Eastern Oregon, 12-28-22 (120-42)
- 61 - Denver, 12-21-18 (101-40)
- 60 - Eastern Oregon, 12-21-01 (105-45)

Biggest Margin of Defeat

- 69 vs. Montana, 2-5-45 (103-34)

Rebounds

- 74 vs. Idaho, 1-22-66

Field Goals Made

- 51 vs. Eastern Oregon, 12-28-22

Field Goals Attempted

- 84 vs. Loyola Marymount, 1-19-90

Field Goal Percentage - Game

- 71.8 vs. Saint Mary's, 1-13-96 (28-39)
- 70.8 vs. Washington State, 12-28-03 (34-48)
- 70.4 vs. Warner Pacific, 12-21-88 (38-54)

Field Goal Percentage - Half

- 84.5 vs. Denver, 12-21-18 (101-40)
- 80.0 vs. San Francisco, 1-16-88 (16-20)
- 80.0 vs. Santa Clara, 1-23-82 (12-15)

Free Throws Made

- 41 vs. Davidson, 12-12-09
- 41 vs. Fairfield, 12-11-90
- 37 vs. San Francisco, 1-15-94
- 36 vs. Santa Clara, 2-12-81
- 36 vs. Eastern Washington, 11-11-11
- 36 vs. BYU, 2-23-12

Free Throws Attempted

- 54 vs. Davidson, 12-12-09
- 53 vs. Loyola Marymount, 2-24-84
- 51 vs. Fairfield, 12-11-90
- 51 vs. Eastern Washington, 11-11-11

Free Throw Percentage - Game (Min. 10 attempts)

- 1.000 vs. BYU, 1-25-14 (12-12)
- 1.000 vs. Michigan State, 11-22-05 (26-26)* (12-12 in OT)
- 1.000 vs. Eastern Washington, 12-11-93 (20-20)
- 1.000 vs. Pepperdine, 1-13-11 (12-12)

WHERE ARE THEY NOW

Bryan Alberts (2014-17)

BK Kongsberg Miners in Norwegian BLNO

Martynas Arlauskas (2019-22)

Pieno Zvaigzdes in Lithuanian LKL

Joel Ayayi (2017-21)

Lakeland Magic in the G League

Ira Brown (2007-09)

Osaka Evessa in Japanese B.League

Brandon Clarke (2017-19)

Memphis Grizzlies in the NBA

Zach Collins (2016-17)

San Antonio Spurs in the NBA

Aaron Cook (2020-21)

Enosis Neon Paralimni in Cypriot Division A

Geno Crandall (2018-19)

BG Goettingen in German BBL

Austin Daye (2007-10)

Venezia in Italian Serie A

Admon Gilder (2019-20)

Maccabi Bazar Haifa in Balkan BIBL

Rui Hachimura (2016-19)

Washington Wizards in the NBA

Elias Harris (2009-13)

Bayern Munich in German BBL

Chet Holmgren (2021-22)

Oklahoma City Thunder in the NBA

Jeremy Jones (2015-19)

FE Nagoya in Japanese B2 League

Przemek Karnowski (2012-17)

Stelmet Zielona Góra of the PLK and VTB United League

Corey Kispert (2017-21)

Washington Wizards in the NBA

Guy Landry Edi (2010-13)

Basketball Loewen Erfurt in German ProB

Jordan Mathews (2016-17)

PGE Spójnia Stargard in Polish EBL

Eric McClellan (2014-16)

CSS Bega Timisoara in Romanian Divizia A

Silas Melson (2014-18)

Socar Petkimspor in Turkish BSL

Andrew Nembhard (2020-22)

Indiana Pacers in the NBA

Kelly Olynyk (2010-14)

Utah Jazz in the NBA

Kevin Pangos (2011-15)

AX Armani Exchange Milan in Italian Lega Basket Serie A

Jeremy Pargo (2005-09)

Windy City Bulls in the G League

Josh Perkins (2014-19)

Hapoel Galil Gilboa in Israeli BSL

Filip Petrushev (2018-20)

KK Crvena Zvezda in Serbian KLS

Domantas Sabonis (2014-16)

Sacramento Kings in the NBA

Jalen Suggs (2020-21)

Orlando Magic in the NBA

Byron Wesley (2014-15)

Jaguars in Nicaraguan LSB

Johnathan Williams III (2015-18)

Nagoya Fighting Eagles in Japanese B.League

Nigel Williams-Goss (2015-17)

Real Madrid in Spanish Liga Endesa

Kyle Wiltjer (2014-16)

Zhejiang Guangsha in Chinese CBA

Ryan Woolridge (2018-19)

Iraklis Thessaloniki in Greek A1



2022-23 GONZAGA BASKETBALL | LAST FOUR BOXES



Official Basketball Box Score - Final
Gonzaga at Saint Mary's (CA)
02/04/23 UCU Pavilion, Moraga
2022-23 Men's Basketball

Game Time: 7:30 PM
Game Duration: 2:24
Attendance: 3,500

Officials: Michael Greenstein, Michael Irving, Nate Harris

Gonzaga - 70

Record: 19-5 (8-2)

NO. Name	Min	FG M-A	3P M-A	FT M-A	Rebounds OR DR TOT	Fouls PF FD	TP	AS	TO	ST	Blocks BS BA	+/-
2 Drew Timme	F 37:32	8-14	0-0	7-9	0 5 5	4 5	23	1	4	0	1 0	
22 Anton Watson	F 37:54	3-5	0-0	2-2	1 4 5	4 2	8	0	1	2	0 1	-12
0 Julian Strawther	G 34:01	4-11	0-4	2-5	0 4 4	4 4	10	1	4	0	0 0	-15
11 Nolan Hickman	G 35:55	2-6	2-3	1-2	0 1 1	1 3	7	1	1	3	1 0	-9
45 Rasir Bolton	G 26:11	1-4	0-0	2-2	0 1 1	5 2	4	0	0	2	0 1	1
13 Malachi Smith	26:34	5-6	1-1	2-2	2 3 5	0 1	13	0	0	0	0 0	-3
33 Ben Gregg	10:45	1-3	1-3	0-0	0 3 3	0 0	3	0	0	0	0 0	6
5 Hunter Sallis	12:52	1-1	0-0	0-1	0 3 3	2 3	2	2	1	0	2 0	-2
15 Elton Reid	03:16	0-1	0-0	0-0	0 1 1	1 0	0	0	0	0	0 0	-3
Team					0 2 2		0	0				
Totals		25-51	4-11	16-23	3 27 30	24 20	70	5	11	7	4 2	-8

Technical Fouls: NONE

Shooting By Period	1st FG%	2nd FG%	3rd FG%	FT%
1st FG%	12-25 48.0%			
2nd FG%	2-4 50.0%			
3rd FG%	6-8 75%			
FT%	11-19 57.9%			
3PT%	0-3 0.0%			
FT%	2-7 28.6%			
OTFT%	2-4 50.0%			
3PT%	2-4 50.0%			
FT%	3-6 50%			
GM FG%	25-51 49.0%			
3PT%	4-11 36.4%			
FT%	16-23 69.6%			

Dead Ball Rebounds: 1, 1

Saint Mary's (CA) - 78

Record: 21-4 (10-0)

NO. Name	Min	FG M-A	3P M-A	FT M-A	Rebounds OR DR TOT	Fouls PF FD	TP	AS	TO	ST	Blocks BS BA	+/-
14 Kyle Bowen	F 42:47	2-5	1-4	0-1	3 7 10	4 4	5	0	0	2	1 0 9	
11 Mitchell Saxen	C 37:46	5-5	0-0	5-6	2 9 11	5 7	15	1	1	0	1 0 9	
0 Logan Johnson	G 27:55	4-14	1-4	3-4	0 2 2	5 3	12	3	1	2	0 2 -6	
20 Aidan Mahaney	G 37:30	8-19	1-8	1-1	0 1 1	4 2	18	3	1	0	0 1 12	
44 Alex Ducas	G 40:25	5-13	2-7	2-2	0 6 6	2 2	14	1	3	0	0 1 6	
3 Augustas Marciulionis	24:35	2-3	0-0	5-6	0 0 0	0 4	9	2	2	2	0 0 10	
33 Luke Barrett	04:22	0-0	0-0	0 2 2	0 0 0	0 0	0	0	0	0	0 2 -9	
5 Joshua Jefferson	04:11	1-1	1-1	0-0	0 0 0	0 0	3	1	0	0	0 0 0	
1 Harry Wessels	05:16	1-1	0-0	0-1	1 2 0	2 2	0	0	0	0	0 0 -2	
15 Chris Howell	00:13	0-0	0-0	0-0	0 0 0	0 0	0	0	0	0	0 0 0	
Team					3 0 3		0	0	0	0		
Totals		28-61	6-24	16-21	9 28 37	20 24	78	11	8	6	2 4 8	

Technical Fouls: NONE

Shooting By Period	1st FG%	2nd FG%	3rd FG%	FT%
1st FG%	11-32 34.4%			
2nd FG%	2-13 15.4%			
3rd FG%	0-1 0%			
FT%	12-23 52.2%			
3PT%	3-9 33.3%			
FT%	10-12 83.3%			
OTFT%	5-6 83.3%			
3PT%	1-2 50.0%			
FT%	6-8 75%			
GM FG%	28-61 45.9%			
3PT%	6-24 25.0%			
FT%	16-21 76.2%			

Dead Ball Rebounds: 1, 1

	GON	SMC	Points from Turnovers	GON	SMC	Period by Period Scoring
Biggest lead	11 (1 st 12:23)	8 (1 st OT 0:24)	8	9		
Best Scoring Run	9 (1 st 14:30)	6 (2 nd 5:33)	40	44		
Lead Changes	4		2	5		
Times Tied	4		10	5		
Time with Lead	36:17	05:34	Bench	18		

Game Notes: SMC Johnson fouls out with 4:51 left in 2nd • SMC Saxen fouls out with 1:58 in OT1 • GON Bolton fouls out with 12:9 left in OT1 •



Official Basketball Box Score - Final
Santa Clara at Gonzaga
02/02/23 McCarthy Athletic Center, Spokane
2022-23 Men's Basketball

Game Time: 8:00 PM
Game Duration: 1:50
Attendance: 6,000

Officials: Aaron White, Ron Baskenbrough, Jerry Casas

Santa Clara - 70

Record: 16-8 (4-5)

NO. Name	Min	FG M-A	3P M-A	FT M-A	Rebounds OR DR TOT	Fouls PF FD	TP	AS	TO	ST	Blocks BS BA	+/-
14 Keshawn Justice	F 36:27	4-12	2-8	2-2	0 1 1	2 2	12	0	0	1	1 0 -19	
23 Parker Braun	F 22:10	1-3	0-1	2-4	1 2 3	2 2	4	0	0	1	0 0 -11	
12 Jaden Bedisko	G 18:31	0-1	0-0	0-0	0 2 2	3 2	0	1	2	0 1 0 -6		
1 Carlos Stewart	G 31:01	9-15	3-6	1-2	1 2 3	2 2	22	3	3	3 0 1 -14		
22 Brandon Podziemski	G 34:54	4-14	3-8	3-4	1 2 3	1 3	14	1	1	1 0 1 -13		
13 Christoph Tilly	18:04	5-11	0-0	1-1	3 1 4	5 4	11	1	0	0 0 0 -7		
0 Brenton Krappner	11:27	1-2	0-1	0-0	0 0 0	0 0	0	2	2	1 0 0 -8		
15 Jacob Holt	07:06	0-1	0-0	0-0	1 3 4	0 0	0	0	1	0 0 0 -7		
21 Cameron Tongue	16:09	0-1	0-0	5-6	2 2 4	3 6	5	0	0	0 1 1 -6		
3 Kory Assemetu	06:11	0-0	0-0	0-0	0 0 0	0 0	0	0	1	0 0 0 0		
Team					3 1 4		0	2				
Totals		24-60	8-24	14-19	12 16 28	16 21	70	8	11	6 2 3 -18		

Technical Fouls: NONE

Shooting By Period	1st FG%	2nd FG%	3rd FG%	FT%
1st FG%	9-30 30.0%			
2nd FG%	3-9 33.3%			
3rd FG%	3-6 50%			
FT%	15-30 50%			
3PT%	8-24 33.3%			
FT%	16-19 73.7%			
GM FG%	24-60 40.0%			
3PT%	8-24 33.3%			
FT%	16-19 73.7%			
Dead Ball Rebounds:	4 0			

Gonzaga - 88

Record: 19-4 (8-1)

NO. Name	Min	FG M-A	3P M-A	FT M-A	Rebounds OR DR TOT	Fouls PF FO	TP	AS	TO	ST	Blocks BS BA	+/-
2 Drew Timme	F 30:47	7-14	0-0	1-2	4 7 11	3 6	15	5	2	1	0 0	13
22 Anton Watson	F 30:39	8-8	0-0	2-4	3 2 5	4 3	18	4	0	1	0 0	13
0 Julian Strawther	G 29:13	3-6	2-5	4-4	0 5 5	3 3	12	2	2	2	0 0	15
11 Nolan Hickman	G 21:30	4-7	0-1	0-0	1 1 2	3 0	8	2	3	1	0 0	1
45 Rasir Bolton	G 30:16	6-11	3-5	1-2	0 3 3	1 3	16	3	1	1	1 1	22
13 Malachi Smith		23:03	3-6	2-4	0 1 1	2 1	0	8	3	0	0 0	12
15 Elton Reid		07:45	1-1	0-0	0 0 0	1 1	0	2	0	0	1 0	10
33 Ben Gregg		10:49	2-3	1-1	0 0 0	1 2	1	5	1	0	0 0	10
5 Hunter Sallis		14:42	1-3	0-1	2-2	0 2 2	3 2	4	0	1	0 0	1
55 Dominick Harris		01:16	0-0	0-0	0 0 0	0 0	0	0	0	0	0 0	1
Team					1 2 3		0	2				
Totals		35-59	8-17	10-14	11 25 36	21 18	88	20	11	6	3 2	18

Technical Fouls: NONE

	SCU	GON	Points from Turnovers	SCU	GON	Period by Period Scoring
Biggest lead	3 (1 st 19:44)	22 (2 nd 14:23)	9	9		
Best Scoring Run	5 (1 st 7:13)	8 (1 st 17:33)	20	44		
Lead Changes	1		15	15		
Times Tied	0		10	10		
Time with Lead	01:00	36:44	Bench	18	19	



Official Basketball Box Score - Final
Gonzaga at Portland
01/28/23 Chiles Center, Portland, Ore.
2022-23 Men's Basketball

Game Time: 4:00 PM
Game Duration: 1:53
Attendance: 4,497

Officials:

Gonzaga - 82

Record: 18-4 (7-1)

NO. Name		Min	FG	3P	FT	Rebounds			Fouls	TP	AS	TO	ST	Blocks		+/-	
			M-A	M-A	M-A	OR	DR	TOT	PF	FD				BS	BA		
2 Drew Timme	F	34:02	3-7	0-0	2-4	1	4	5	2	5	8	5	3	1	0	2	16
22 Anton Watson	F	36:51	6-10	1-2	4-8	2	3	5	1	5	17	4	1	3	0	1	13
0 Julian Strawther	G	37:25	14-21	8-12	4-4	2	4	6	3	4	40	1	1	3	0	0	14
11 Nolan Hickman	G	26:00	0-5	0-3	2-2	0	3	3	4	1	2	1	3	2	0	1	12
45 Rasir Bolton	G	24:21	2-5	0-2	0-1	0	3	3	3	1	4	1	2	1	0	0	11
13 Malachi Smith		22:13	2-5	1-2	1-1	1	2	3	1	1	6	1	0	2	0	1	11
33 Ben Gregg		06:47	0-1	0-1	0-0	0	1	1	0	0	0	0	2	1	0	0	0
5 Hunter Sallis		10:46	2-2	1-1	0-0	0	0	0	0	0	5	0	0	0	0	0	-2
15 Elton Reid		01:35	0-0	0-0	0-0	0	0	0	0	0	0	0	1	0	0	0	0
Team						3	1	4	0	0	1						
Totals			29-56	11-23	13-20	10	20	30	14	17	82	15	13	12	0	5	15

Technical Fouls: NONE

Shooting By Period	1st FG%	2nd FG%	3rd FG%	FT%
1st FG%	13-29 44.8%			
2nd FG%	5-13 38.5%			
3rd FG%	4-7 57.1%			
FT%	16-27 59.3%			
3PT%	6-10 60.0%			
FT%	9-13 69.2%			
GM FG%	29-56 51.8%			
3PT%	11-23 47.8%			
FT%	13-20 65.0%			
Dead Ball Rebounds:	4 1			

Portland - 67

Record: 11-13 (3-6)

NO. Name		Min	FG M-A	3P M-A	FT M-A	Rebounds OR DR TOT	Fouls PF FD	TP	AS	TO	ST	Blocks BS BA	+/-
1 Moses Wood	F	33:21	7-11	5-8	0-0	0 4 4	4 0	19	0	4	0	1 0	-20
12 Kristian Spjald	F	09:43	1-4	0-1	0-0	1 0 1	0 1	2	1	0	1	0 0	-9
15 Chika Nduka	F	27:42	2-3	1-1	0-2	1 3 4	4 2	5	0	4	1	0 0	-15
2 Tyler Robertson	G	38:46	2-10	0-6	6-8	1 4 5	3 7	10	8	4	1	3 0	-15
4 Juan Sebastian Goroito	G	33:39	5-9	4-6	3-3	0 4 4	3 2	17	2	4	1	0 0	-14
25 Mike Meadows		29:48	4-7	0-2	2-3	0 1 1	1 1	10	1	1	2	0 0	-4
3 Aiden Applewhite		11:58	1-3	0-0	0-0	1 2 3	1 0	2	0	0	0	0 2	
23 Vasilije Vucinic		12:18	1-1	0-0	0-0	1 1 2	1 1	2	0	0	1	0 0	
11 Jack Perry		02:45	0-0	0-0	0-0	0 0 0	0 0	0	0	0	1	0 0	0
Team						0 1 1		0	1				
Totals			23-48	10-24	11-16	5 20 25	17 14	67	12	18	7	5 0	-15

Technical Fouls: NONE

Shooting By Period			
1 st	FG%	9-26	34.6%
	3PT%	4-14	28.6%
	FT%	7-10	70%
2 nd	FG%	14-22	63.6%
	3PT%	6-10	60.0%
	FT%	4-6	66.7%
GM	FG%	23-48	47.9%
	3PT%	10-24	41.7%
	FT%	11-16	68.8%

Dead Ball Rebounds: 4;



2022-23 Gonzaga Men's Basketball Combined Team Statistics In Conference games

Page 1/1
as of Feb 05, 2023

Game Records

Record	Overall	Home	Away	Neutral
ALL GAMES	8-2	3-1	5-1	0-0
CONFERENCE	8-2	3-1	5-1	0-0
NON-CONFERENCE	0-0	0-0	0-0	0-0

Score by Periods

Team	1st	2nd	OT	TOT
Gonzaga	423	433	9	865
Opponents	346	398	17	761

Team Box Score

No.	Player				Total		3-Point		F-Throw		Rebounds													
		GP-GS	MIN	AVG	FG-FGA	FG%	3FG-3FGA	3FG%	FT-FTA	FT%	OFF	DEF	TOT	AVG	PF	DQ	A	TO	BLK	STL	PTS	AVG		
2	TIMME, Drew	10-10	333:56	33.4	81-148	.547	1-8	.125	41-70	.586	19	47	66	6.6	21	0	35	23	9	6	204	20.4		
0	STRAWTHER, Julian	10-10	322:53	32.3	58-117	.496	26-61	.426	22-32	.688	9	46	55	5.5	24	0	12	13	2	7	164	16.4		
22	WATSON, Anton	10-10	310:45	31.1	51-81	.630	4-14	.286	23-37	.622	27	36	63	6.3	32	0	25	8	3	18	129	12.9		
45	BOLTON, Rasir	10-10	275:18	27.5	40-89	.449	14-33	.424	10-14	.714	3	22	25	2.5	23	1	24	13	1	11	104	10.4		
13	SMITH, Malachi	10-0	204:45	20.5	31-52	.596	17-27	.630	9-9	1.000	8	25	33	3.3	10	0	14	6	0	7	88	8.8		
11	HICKMAN, Nolan	10-10	283:49	28.4	30-67	.448	12-33	.364	5-6	.833	2	22	24	2.4	22	0	28	18	4	15	77	7.7		
33	GREGG, Ben	10-0	113:14	11.3	22-44	.500	5-17	.294	4-6	.667	15	16	31	3.1	15	0	7	6	7	4	53	5.3		
5	SALLIS, Hunter	10-0	137:15	13.7	15-26	.577	4-11	.364	2-3	.667	2	14	16	1.6	19	0	14	4	3	8	36	3.6		
30	EAGLE, Abe	1-0	01:11	1.2	1-1	1.000	0-0	.000	0-0	.000	0	0	0	0.0	1	0	0	0	0	0	2	2.0		
25	BROOKS, Colby	2-0	02:23	1.2	1-1	1.000	0-0	.000	0-1	.000	1	0	1	0.5	0	0	0	0	0	0	2	1.0		
15	REID, Efton	7-0	28:58	4.1	3-10	.300	0-1	.000	0-2	.000	2	3	5	0.7	6	0	0	1	1	0	6	0.9		
55	HARRIS, Dominick	3-0	10:34	3.5	0-3	.000	0-2	.000	0-0	.000	0	1	1	0.3	2	0	0	1	0	0	0	0.0		
Team											12	16	28					4						
Total		10	2025		333-639	.521	83-207	.401	116-180	.644	100	248	348	34.8	175	1	159	97	30	76	865	86.5		
Opponents		10	2025		278-598	.465	85-222	.383	120-166	.723	93	243	336	33.6	172	6	125	140	32	54	761	76.1		

Team Statistics

	GONZ	OPP
Scoring	865	761
Points per game	86.5	76.1
Scoring margin	+10.4	-
Field goals-att	333-639	278-598
Field goal pct	.521	.465
3 point fg-att	83-207	85-222
3-point FG pct	.401	.383
3-pt FG made per game	8.3	8.5
Free throws-att	116-180	120-166
Free throw pct	.644	.723
F-Throws made per game	11.6	12.0
Rebounds	348	336
Rebounds per game	34.8	33.6
Rebounding margin	+1.2	-
Assists	159	125
Assists per game	15.9	12.5
Turnovers	97	140
Turnovers per game	9.7	14.0
Turnover margin	+4.3	-
Assist/turnover ratio	1.6	0.9
Steals	76	54
Steals per game	7.6	5.4
Blocks	30	32
Blocks per game	3.0	3.2
Winning streak	0	-
Home win streak	1	-
Attendance	24000	38873
Home games-Avg/Game	4-6000	6-6479
Neutral site-Avg/Game	-	0-0

Team Results

Date	Opponent		Score	Att.
12/31/2022	Pepperdine	W	111-88	6000
01/05/2023	at San Francisco	W	77-75	3313
01/07/2023	at Santa Clara	W	81-76	4200
01/12/2023	at BYU	W	75-74	18987
01/14/2023	Portland	W	115-75	6000
01/19/2023	LMU (CA)	L	67-68	6000
01/21/2023	at Pacific	W	99-90	4376
01/28/2023	at Portland	W	82-67	4497
02/02/2023	Santa Clara	W	88-70	6000
02/04/2023	at Saint Mary's (CA)	Lot	70-78	3500

CONFERENCE STAT RANKINGS

Stat Category	Player	Ranking	Value
Points Per Game	Drew Timme	1st	21.1
	Julian Strawther	12th	14.6
Field Goal Percentage	Drew Timme	1st	60.4
	Anton Watson	2nd	60.1
	Malachi Smith	9th	52.6
	Drew Timme	1st	8.5
Made Field Goals Per Game	Drew Timme	1st	8.5
	Julian Strawther	12th	5.0
3pt Made Per Game	Julian Strawther	6th	2.3
3pt Field Goal Percentage	Malachi Smith	2nd	54.2
	Julian Strawther	9th	43.3
	Rasir Bolton	14th	40.5
	Drew Timme	1st	52
Three-pointers made	Julian Strawther	9th	52
Free Throws Made Per Game	Drew Timme	2nd	4.1
Rebounds Per Game	Drew Timme	6th	7.7
	Julian Strawther	8th	6.9
	Drew Timme	6th	2.2
	Anton Watson	8th	2.1
Defensive Rebounds Per Game	Julian Strawther	2nd	6.1
	Drew Timme	5th	5.3
	Nolan Hickman	5th	3.5
	Drew Timme	5th	3.5
Steals Per Game	Anton Watson	4th	1.8
Blocks Per Game	Drew Timme	4th	1.0





2022-23 Gonzaga Men's Basketball Combined Team Statistics All games

Page 1/1
as of Feb 05, 2023

Game Records

Record	Overall	Home	Away	Neutral
ALL GAMES	19-5	10-1	5-2	4-2
CONFERENCE	8-2	3-1	5-1	0-0
NON-CONFERENCE	11-3	7-0	0-1	4-2

Score by Periods

Team	1st	2nd	OT	TOT
Gonzaga	994	1054	9	2057
Opponents	803	942	17	1762

Team Box Score

No.	Player				Total		3-Point		F-Throw		Rebounds													
		GP-GS	MIN	AVG	FG-FGA	FG%	3FG-3FGA	3FG%	FT-FTA	FT%	OFF	DEF	TOT	AVG	PF	DQ	A	TO	BLK	STL	PTS	AVG		
2	TIMME, Drew	24-24	788:04	32.8	203-337	.602	2-18	.111	101-168	.601	53	128	181	7.5	50	1	81	64	24	20	509	21.2		
0	STRAWTHER, Julian	24-24	735:31	30.6	119-250	.476	52-124	.419	55-75	.733	20	143	163	6.8	55	0	23	40	6	20	345	14.4		
22	WATSON, Anton	24-24	694:23	28.9	104-173	.601	9-32	.281	41-69	.594	51	85	136	5.7	72	1	50	29	12	43	258	10.8		
45	BOLTON, Rasir	24-24	650:34	27.1	86-202	.426	34-84	.405	46-56	.821	7	37	44	1.8	51	1	60	32	3	21	252	10.5		
13	SMITH, Malachi	24-0	498:30	20.8	77-143	.538	33-60	.550	22-26	.846	20	62	82	3.4	27	0	31	20	0	25	209	8.7		
11	HICKMAN, Nolan	24-24	687:44	28.7	74-172	.430	32-89	.360	18-21	.857	6	51	57	2.4	48	0	81	40	8	27	198	8.3		
33	GREGG, Ben	23-0	243:01	10.6	41-83	.494	13-37	.351	16-18	.889	30	39	69	3.0	37	1	15	13	13	12	111	4.8		
5	SALLIS, Hunter	24-0	375:05	15.6	41-83	.494	9-28	.321	14-18	.778	11	34	45	1.9	43	1	37	14	6	15	105	4.4		
25	BROOKS, Colby	4-0	09:36	2.4	5-6	.833	1-1	1.000	2-3	.667	2	3	5	1.3	0	0	0	1	0	1	13	3.3		
15	REID, Efton	19-0	97:27	5.1	21-34	.618	0-3	.000	2-6	.333	10	14	24	1.3	23	1	2	12	2	3	44	2.3		
30	EAGLE, Abe	2-0	05:11	2.6	2-2	1.000	0-0	.000	0-0	.000	0	0	0	0.0	1	0	1	0	0	0	4	2.0		
55	HARRIS, Dominick	8-0	39:54	5.0	4-10	.400	1-6	.167	0-0	.000	0	4	4	0.5	6	0	6	1	1	1	9	1.1		
Team											33	44	77					8						
Total		24	4825		777-1495	.520	186-482	.386	317-460	.689	243	644	887	37.0	413	6	387	274	75	188	2057	85.7		
Opponents		24	4825		641-1442	.445	189-554	.341	291-396	.735	212	555	767	32.0	444	11	289	342	62	136	1762	73.4		

Team Statistics


	GONZ	OPP
Scoring	2057	1762
Points per game	85.7	73.4
Scoring margin	+12.3	-
Field goals-att	777-1495	641-1442
Field goal pct	.520	.445
3 point fg-att	186-482	189-554
3-point FG pct	.386	.341
3-pt FG made per game	7.8	7.9
Free throws-att	317-460	291-396
Free throw pct	.689	.735
F-Throws made per game	13.2	12.1
Rebounds	887	767
Rebounds per game	37.0	32.0
Rebounding margin	+5.0	-
Assists	387	289
Assists per game	16.1	12.0
Turnovers	274	342
Turnovers per game	11.4	14.3
Turnover margin	+2.8	-
Assist/turnover ratio	1.4	0.8
Steals	188	136
Steals per game	7.8	5.7
Blocks	75	62
Blocks per game	3.1	2.6
Winning streak	0	-
Home win streak	1	-
Attendance	72333	50186
Home games-Avg/Game	11-6576	7-7169
Neutral site-Avg/Game	-	6-6379

Team Results

Date	Opponent		Score	Att.
11/07/2022	North Florida	W	104-63	6000
11/11/2022	vs Michigan St.	W	64-63	3572
11/16/2022	at Texas	L	74-93	11313
11/20/2022	Kentucky	W	88-72	12333
11/24/2022	vs Portland St.	W	102-78	4512
11/25/2022	vs Purdue	L	66-84	8090
11/27/2022	vs Xavier	W	88-84	2807
12/02/2022	vs Baylor	L	63-64	3448
12/05/2022	Kent St.	W	73-66	6000
12/09/2022	Washington	W	77-60	6000
12/12/2022	NIU	W	88-67	6000
12/17/2022	vs Alabama	W	100-90	15847
12/20/2022	Montana	W	85-75	6000
12/28/2022	Eastern Ore.	W	120-42	6000
12/31/2022	Pepperdine	W	111-88	6000
01/05/2023	at San Francisco	W	77-75	3313
01/07/2023	at Santa Clara	W	81-76	4200
01/12/2023	at BYU	W	75-74	18987
01/14/2023	Portland	W	115-75	6000
01/19/2023	LMU (CA)	L	67-68	6000
01/21/2023	at Pacific	W	99-90	4376
01/28/2023	at Portland	W	82-67	4497
02/02/2023	Santa Clara	W	88-70	6000
02/04/2023	at Saint Mary's (CA)	Lot	70-78	3500



2022-23 GONZAGA BASKETBALL | TV/RADIO ROSTER



Julian Strawther
G | 6-7 | 205 | Jr.
Las Vegas, Nev.




Drew Timme
F | 6-10 | 235 | Jr.
Dallas, Texas




Kellen Mitchell
G | 6-7 | 205 | Fr.
Spring Lake, Mich.




Hunter Sallis
G | 6-5 | 180 | So.
Omaha, Neb.



Nolan Hickman
G | 6-2 | 180 | So.
Seattle, Wash.



Malachi Smith
G | 6-4 | 205 | R.Jr.
Belleville, Ill.




Efton Reid III
C | 7-0 | 240 | So.
Richmond, Va.



Kaden Perry
F | 6-9 | 230 | So.
Battle Ground, Wash.




Anton Watson
F | 6-8 | 225 | Sr.
Spokane, Wash.




Colby Brooks
F | 6-7 | 215 | RSo.
Los Angeles, Calif.



Abe Eagle
F | 6-9 | 225 | RSo.
Los Angeles, Calif.




Joe Few
G | 6-0 | 160 | So.
Spokane, Wash.




Ben Gregg
F | 6-10 | 225 | So.
Clackamas, Ore.



Braden Huff
F | 6-10 | 235 | Fr.
Glen Ellyn, Ill.



Rasir Bolton
G | 6-3 | 185 | Sr.
Petersburg, Va.



Dominick Harris
G | 6-3 | 185 | RSo.
Los Angeles, Calif.



Mark Few
Head Coach
24th Season



Brian Michaelson
Assistant Coach
10th Season



Roger Powell Jr.
Assistant Coach
Fourth Season



Stephen Gentry
Assistant Coach
Second Season



Jorge Sanz
Director of Operations
Fourth Season



Kurt Baumbauer
Video Coordinator
Second Season

