



SAN FRANCISCO MEN'S BASKETBALL



Game 26 - February 4, 2023

2 NCAA Championships • 1 NIT Championship • 3 Final Fours • 17 NCAA Tournament Appearances • 15 Conference Championships
18 All-Americans • 4 Naismith Hall of Famers • 36 NBA Draft Picks

SCHEDULE/RESULTS

RECORD: 15-10/4-6 WCC

H: 9-4 / A: 4-4 / N: 2-2

November 2022

| | | |
|---------|------------------------------|----------|
| 7 Mon. | vs. Texas Southern | W, 90-77 |
| 10 Thu. | vs. Cal Poly | W, 60-48 |
| 13 Sun. | vs. UC Merced | W, 88-71 |
| 16 Wed. | @ Fresno State | W, 67-60 |
| 21 Mon. | vs. Northern Iowa (CBSSN) #! | W, 75-69 |
| 22 Tue. | vs. Wichita State (CBSSN) #! | W, 67-63 |
| 25 Fri. | @ Davidson | L, 89-80 |
| 30 Wed. | vs. Little Rock | W, 90-68 |

December 2022

| | | |
|---------|----------------------------------|----------|
| 4 Sun. | vs. Utah State | L, 82-64 |
| 7 Wed. | vs. Merrimack | W, 69-51 |
| 12 Mon. | vs. New Mexico # | L, 67-64 |
| 17 Sat. | @ UNLV | W, 75-73 |
| 19 Sun. | vs. UT Arlington | L, 68-63 |
| 21 Wed. | vs. No. 25 Arizona State (CBSSN) | W, 97-60 |
| 22 Tue. | vs. Hartford | W, 85-53 |
| 29 Thu. | @ Santa Clara* | L, 79-67 |
| 31 Sat. | vs. San Diego* | L, 80-68 |

January 2023

| | | |
|---------|----------------------------|----------|
| 5 Thu. | vs. Gonzaga* (ESPN) | L, 77-75 |
| 7 Sat. | @ Loyola Marymount | W, 72-70 |
| 12 Thu. | @ Portland* (ESPN U) | L, 92-87 |
| 14 Sat. | vs. Saint Mary's* (NBCSCA) | L, 78-61 |
| 19 Thu. | vs. Pacific* (NBCSCA) | W, 78-57 |
| 21 Sat. | vs. BYU* (CBSSN) | W, 82-74 |
| 28 Sat. | @ San Diego* | W, 94-81 |

February 2023

| | | |
|---------|---------------------------|----------|
| 2 Thu. | @ Saint Mary's* (ESPN U) | L, 68-59 |
| 4 Sat. | vs. Santa Clara* (ESPN U) | 7:00 PM |
| 9 Thu. | @ Gonzaga* (ESPN) | 6:00 PM |
| 11 Sat. | vs. Pepperdine* | 7:00 PM |
| 16 Thu. | @ Pacific* (NBCSBA) | 8:00 PM |
| 23 Thu. | vs. Portland* (CBSSN) | 8:00 PM |
| 25 Sat. | @ BYU* (ESPN) | 7:00 PM |

March 2023

| | | |
|------|------------------|----|
| 3 -- | WCC Tournament#^ | -- |
|------|------------------|----|

* Designates West Coast Conference Game

! - Hall of Fame Classic- T-Mobile Center (Kansas City, Nev.)

^ - WCC Tournament - Orleans Arena (Las Vegas, Nev.)

- Neutral Site

All times listed are Pacific

COMMUNICATIONS

CHRIS FORTNEY

Assistant AD for Communications

E: cfortney@usfca.edu

C: 209-684-3150

Address: 2130 Fulton Street, San Francisco, CA, 94117

GAME 26 BREAKDOWN- War Memorial at the Sobrato Center • San Francisco, Calif. • 7:00 PM • ESPN U



San Francisco Dons

RECORD

15-10, 4-6 WCC

RANKING

-- AP / -- Coaches

LAST GAME

L, 68-59 at Saint Mary's
on 2/2/23

HEAD COACH

Chris Gerlufsen

CAREER RECORD

23-15 (.622)

RECORD AT USF

15-10 (.625)

vs. Santa Clara

0-1



Santa Clara Broncos

RECORD

16-8, 4-5 WCC

RANKING

-- AP / -- Coaches

LAST GAME

L, 88-70, at No. 12 Gonzaga on 2/2/23

HEAD COACH

Herb Sendek

CAREER RECORD

526-385 (.577)

RECORD AT SCHOOL

113-90 (.557)

vs. USF

5-8

ON THE AIR



ESPN U

Play-by-Play: Dave Feldman
Analyst: Steve Wojciechowski

KNBR 1050

Play-by-Play: Pat Olson
Analyst: Jim Brovelli

TIP OFF

• Battling No. 18/18 Saint Mary's on the road on Thursday, USF pushed the Gaels to the Brink at UJUniversity Credit Union Pavilion, but ultimately fell to SMC, 68-59. Leading the team with 39 minutes played, Shabazz finished with a team-high 16 points, which included a perfect 5-of-5 from the free throw line. Additionally, the Seattle native added five rebounds, two steals and one assist for USF. Tallying a new season-high with 15 points, Williams provided a spark off the bench on Saturday as the versatile guard knocked down 4-of-5 from distance while also tallying three rebounds and one steal in 27 minutes on the hardwood.

• Within the WCC, both Shabazz (15.4 ppg, seventh) and Roberts (15.2 ppg, ninth) rank in the top ten individually in points per game. Additionally, Shabazz has also been consistent for the green and gold at the free throw line as he currently is second in the conference with an 86.9 percent clip from the charity stripe.

• Impressively, Roberts has stepped up alongside Shabazz in the backcourt for the Dons this season as the Washington State transfer has reached double figures in 25 of his 26 games this season, which includes five 20+ point performances.

• Originally planning to utilize a redshirt year, Newbury has been a revelation for USF off the bench the past three games as the sophomore is averaging 6.0 points, 4.3 rebounds and 1.3 assists on 50.0 percent from the floor and 50.0 percent from behind-the-arc. Providing physicality inside, the forward pulled down a career-high eleven rebounds in his season debut at Pacific on Jan. 19 before recently pouring in a career-high 13 points in USF's win at San Diego on Jan. 28.

• Climbing the ladder with each opportunity, Shabazz is now inside the top ten all-time in program history in total points as the Seattle native is currently tenth all-time with 1,582 career points and counting on the Hilltop.

PROJECTED STARTERS

| #0 Khalil SHABAZZ | #1 Tyrell ROBERTS | #3 Isaiah HAWTHORNE | #11 Josh KUNEN | #15 Zane MEEKS |
|-------------------|-------------------|----------------------|----------------|----------------|
| GR • Guard | GR • Guard | R-50 • Guard/Forward | JR • Forward | JR • Forward |
| MIN 34.2 | MIN 34.2 | MIN 20.1 | MIN 20.5 | MIN 22.7 |
| PPG 15.4 | PPG 15.2 | PPG 6.8 | PPG 4.7 | PPG 12.3 |
| FG% 40.9 | FG% 44.7 | FG% 50.4 | FG% 47.8 | FG% 48.6 |
| 3PT% 32.4 | 3PT% 40.0 | REB 3.2 | REB 3.6 | REB 5.8 |

2022-23 USF MEN'S BASKETBALL GAME NOTES

NUMERICAL ROSTER

| No. | Name | Pos | Ht | Wt | Yr | Hometown/Previous School |
|-----|-----------------------|-----|------|-----|-------|--|
| 0 | Khalil Shabazz | G | 6-0 | 170 | Gr. | Seattle, Wash. / Rainier Beach / Central Washington |
| 1 | Tyrell Roberts | G | 5-11 | 175 | Gr. | Sacramento, Calif. / Washington State |
| 2 | Julian Rishwain | G | 6-5 | 190 | Jr. | Los Angeles, Calif./Notre Dame HS /Boston College |
| 3 | Isaiah Hawthorne | F | 6-8 | 205 | R-So. | Tracy, Calif. / Tracy HS |
| 5 | Saba Gigiberia | C | 7-2 | 248 | So. | Tbilisi, Georgia / Georgia Tech |
| 10 | Toni Rocak | F | 6-9 | 220 | Gr. | Geneva, Switzerland / UC San Diego |
| 11 | Josh Kunen | F | 6-8 | 210 | Jr. | Melbourne, Australia / Centre of Excellence |
| 12 | Justin Bieker | G | 6-5 | 180 | R-So. | Portland, Ore. / Jesuit HS |
| 15 | Zane Meeks | F | 6-9 | 220 | Jr. | Prairie Village, Kan./Nevada |
| 21 | Ndewedo Newbury | F | 6-7 | 238 | So. | London, England/The Loomis Chaffee School |
| 30 | Bryce Whitaker | G | 6-0 | 170 | Jr. | Los Angeles, Calif./Lamar CC |
| 31 | Jonas Visser | C | 6-10 | 240 | Jr. | Amsterdam, Netherlands / Centre for Sports & Education |
| 33 | Volodymyr Markovetsky | C | 7-2 | 270 | Jr. | Truskavets, Ukraine/Washington State |
| 45 | Jake Cioe | G | 6-0 | 175 | So. | Tuscon, Ariz./Salpointe Catholic HS |
| 55 | Marcus Williams | G | 6-2 | 197 | So. | Dickinson, Tex. / Texas A&M |

ALPHABETICAL ROSTER

| No. | Name | Pos | Ht | Wt | Yr | Hometown/Previous School |
|-----|-----------------------|-----|------|-----|-------|--|
| 12 | Justin Bieker | G | 6-5 | 180 | R-So. | Portland, Ore. / Jesuit HS |
| 45 | Jake Cioe | G | 6-0 | 175 | So. | Tuscon, Ariz./Salpointe Catholic HS |
| 5 | Saba Gigiberia | C | 7-2 | 248 | So. | Tbilisi, Georgia / Georgia Tech |
| 3 | Isaiah Hawthorne | F | 6-8 | 205 | R-So. | Tracy, Calif. / Tracy HS |
| 11 | Josh Kunen | F | 6-8 | 210 | Jr. | Melbourne, Australia / Centre of Excellence |
| 33 | Volodymyr Markovetsky | C | 7-2 | 270 | Jr. | Truskavets, Ukraine/Washington State |
| 15 | Zane Meeks | F | 6-9 | 220 | Jr. | Prairie Village, Kan./Nevada |
| 21 | Ndewedo Newbury | F | 6-7 | 238 | So. | London, England/The Loomis Chaffee School |
| 2 | Julian Rishwain | G | 6-5 | 190 | Jr. | Los Angeles, Calif./Notre Dame HS /Boston College |
| 1 | Tyrell Roberts | G | 5-11 | 175 | Gr. | Sacramento, Calif. / Washington State |
| 10 | Toni Rocak | F | 6-9 | 220 | Gr. | Geneva, Switzerland / UC San Diego |
| 0 | Khalil Shabazz | G | 6-0 | 170 | Gr. | Seattle, Wash. / Rainier Beach / Central Washington |
| 31 | Jonas Visser | C | 6-10 | 240 | Jr. | Amsterdam, Netherlands / Centre for Sports & Education |
| 55 | Marcus Williams | G | 6-2 | 197 | So. | Dickinson, Tex. / Texas A&M |
| 30 | Bryce Whitaker | G | 6-0 | 170 | Jr. | Los Angeles, Calif./Lamar CC |

COACHING STAFF

| | | |
|-----------------|-----------------------------|-----------------------------|
| Chris Gerlufsen | Head Coach, 1st season | Randolph-Macon College, '98 |
| Michael Plank | Assistant Coach, 2nd season | Williamette, '06 |
| Jay Duncan | Assistant Coach, 1st season | Northwood, '10 |
| Kyle Bankhead | Assistant Coach, 1st season | Gonzaga, '04 |
| Vinnie McGhee | Assistant Coach, 4th season | CSUN, '12 |

SUPPORT STAFF

| | | |
|---------------------|---|---------------------|
| Garrett Furubayashi | Director of Basketball Operations, 2nd Season | San Francisco, '19 |
| Ralphie Ferrari | Assistant to the Head Coach, 5th season | San Francisco, '17 |
| Casey Gonzalez | Associate Athletic Trainer | Illinois State, '09 |

PRONUNCIATIONS:

0 Khalil Shabazz – Shuh-bozz (like boss but with z's)
5 Saba Gigiberia – Gee-gee-bear-ee-uh
10 Toni Rocak – Toni Row-chak
11 Josh Kunen – Koo-nin
12 Justin Bieker – Bee-kerr
21 Ndewedo Newbury – Dway-doh New-berry
31 Jonas Visser – Yo-nuss Viss-er
33 Volodymyr Markovetsky – Vol-oh-deh-meer Mar-koh-vet-skee, also can be referred to as "Vova"
45 Jake Cioe – Cee-oh

CLASS BREAKDOWN

GRADUATE STUDENTS (3): Justin Bieker
Tyrell Roberts
Toni Rocak
Khalil Shabazz

JUNIORS: (6)
Josh Kunen
Volodymyr Markovetsky
Zane Meeks
Julian Rishwain
Jonas Visser
Bryce Whitaker

SOPHOMORES: (6)

Jake Cioe
Saba Gigiberia
Isaiah Hawthorne
Ndewedo Newbury
Marcus Williams

HOME STATE/COUNTRY

ARIZONA: (1)

Jake Cioe

CALIFORNIA: (6)

Isaiah Hawthorne
Julian Rishwain
Tyrell Roberts
Bryce Whitaker

KANSAS: (1)

Zane Meeks

OREGON: (1)

Justin Bieker

WASHINGTON: (1)

Khalil Shabazz

AUSTRALIA: (1)

Josh Kunen

ENGLAND: (1)

Ndewedo Newbury

GEORGIA: (1)

Saba Gigiberia

NETHERLANDS: (1)

Jonas Visser

SWITZERLAND: (1)

Toni Rocak

UKRAINE: (1)

Volodymyr Markovetsky

2022-23 USF MEN'S BASKETBALL GAME NOTES



0 Khalil Shabazz
Gr. • G • 5-9 • 170
Seattle, Wash. / Central
Washington



1 Tyrell Roberts
Gr. • G • 5-11 • 175
Sacramento, Calif. /
Washington State



2 Julian Rishwain
Jr. • G • 6-5 • 190
Los Angeles, Calif. /
Boston College



3 Isaiah Hawthorne
R-So. • F • 6-8 • 205
Tracy, Calif.
Tracy HS



5 Saba Gigiberia
So. • C • 7-2 • 248 Tbilisi,
Georgia Georgia Tech



10 Toni Rocak
Gr. • F • 6-9 • 220
Geneva, Switzerland / UC
San Diego



11 Josh Kunen
Jr. • F • 6-8 • 210
Melbourne, Australia
Centre of Excellence



12 Justin Bieker
R-So. • G • 6-5 • 180
Portland, Ore.
Jesuit HS



15 Zane Meeks
Jr. • F • 6-9 • 215
Prairie Village, Kansas
Nevada



21 Ndawedo Newbury
So. • F • 6-7 • 238
London, England
The Loomis Chaffee



30 Bryce Whitaker
Jr. • G • 6-0 • 170
Los Angeles, Calif.
Lamar CC



31 Jonas Visser
Jr. • C • 6-10 • 240
Amsterdam, Netherlands
Centre for Sports &
Education



33 Volodymyr Markovetsky
Jr. • C • 7-2 • 270
Truskavets, Ukraine
Washington State



45 Jake Cioe
So. • G • 6-0 • 175
Tucson, Ariz./ Salpointe
HS



55 Marcus Williams
So. • G • 6-2 • 197
Dickinson, Tex.
Texas A&M



Chris Gerlufsen
Head Coach
1st Season



Michael Plank
Assistant Coach
2nd Season



Jay Duncan
Assistant Coach
1st Season




Kyle Bankhead
Assistant Coach
1st Season



Vinnie McGhee
Assistant Coach
4th Season



Garret Furubayashi
Director of Operations
2nd Season



Ralphie Ferrari
Assistant to the Head Coach
5th Season

QUICK FACTS & HEAD COACH CHRIS GERLUFSEN

UNIVERSITY INFORMATION

Name..... University of San Francisco
 Location..... 2130 Fulton Street
 San Francisco, CA 94117-1080
 Religious Affiliation..... Roman Catholic (Jesuit)
 Year Founded..... 1855
 Enrollment..... 10,714
 President (Yr.)..... Fr. Paul J. Fitzgerald, S.J. (8th)
 Vice Pres., Business & Finance (Yr.)..... Charlie Cross (22nd)
 Director of Athletics (Yr.)..... Larry Williams (1st Year)

ATHLETICS INFORMATION

Nickname..... Dons
 Colors..... Green (PMS 3435) & Gold (PMS 123)
 Conference..... West Coast Conference
 National Affiliation..... NCAA Division I
 Arena..... War Memorial at the Sobrato Center
 Capacity..... 3,006

MEN'S BASKETBALL COACHING STAFF

Chris Gerlufsen..... Head Coach
 First Season (2nd overall at USF) (Randolph-Macon College, '98)
 Michael Plank..... Assistant Coach
 First Season..... (Williamette, '06)
 Jay Duncan..... Assistant Coach
 First Season..... (Northwood, '10)
 Kyle Bankhead..... Assistant Coach
 First Season..... (Gonzaga, '04)
 Vinnie McGhee..... Assistant Coach
 Third Season..... (CSUN, '12)
 Garrett Furubayashi..... Director of Operations
 Second Season..... (San Francisco, '19)
 Ralphie Ferrari..... Assistant to the Head Coach
 Fifth Season..... (San Francisco, '18)

MEN'S BASKETBALL QUICK FACTS

Gerlufsen's Record at USF.....15-10
 Gerlufsen's Division I Career Record.....23-15
 Gerlufsen's WCC Record.....4-6
 2021-22 Overall Record.....24-10
 2021-22 WCC Record (Finish).....10-6 (4th)
 Seasons of Basketball.....96
 First Season.....1923-24
 All-Time Record.....1457-1057 (.580)
 All-Time WCC Record.....555-350 (.608)
 NCAA Championships (Last).....2 (1956)
 NCAA Appearances (Last).....17 (2022)
 NCAA Tournament Record.....21-15
 NIT Championships.....1 (1949)
 WCC Reg. Season Titles (Last).....15 (1981)
 WCC Tournament Titles.....1 (1998)
 Letterwinners Returning/Lost.....9/6
 Starter Returning/Lost.....1/4
 Newcomers.....4 - 4 Division I transfers

WEB ADDRESSES/SOCIAL MEDIA

USF.....www.usfca.edu
 San Francisco Athletics.....www.usfdons.com
 West Coast Conference.....www.wccsports.com
 Twitter.....@DonsAthletics
@USFDonsMBB
 Instagram.....@USFDonsMBB
 Facebook.....Facebook.com/USFDonsMBB

HOW TO REFERENCE THE UNIVERSITY

We are the University of San Francisco, established by the Jesuits in 1855 as the first university in San Francisco.

When referencing the school and its teams, please use "The University of San Francisco," "San Francisco," "USF," or "The Dons."

DO NOT use "Frisco," "San Fran," "San Francisco University," "SFU" or any other iteration. Also, when referring our women's teams, **DO NOT** use "Lady Dons."

Chris Gerlufsen enters his first season as head coach of the Dons after being promoted on March 18, 2022.

Originally coming to the Hilltop in the summer of 2021 as the associate head coach on Todd Golden's staff, Gerlufsen serves as USF's primary offensive coordinator with a focus on working with the guards.

In 2021-22, USF grew into one of the elite offenses in the country as the Dons ranked in the top five in the West Coast Conference as a team in three-point field goal attempts (934, first), three-point field goals per game (9.6, first), total three-point field goals made (327, first), offensive rebounds (10.76, first), scoring offense (77.4, second), field goal percentage (45.7, fourth), free throws attempted (598, third), free throws made (415, third). Nationally, USF also ranked in the top fifty in three-point field goal attempts (thirteenth), total three-point field goals made (fourteenth), three-point field goals per game (sixteenth), scoring margin (twenty-eighth) and scoring offense (thirty-seventh). As a team, USF's 77.4 points per game were also the most for the green and gold since the 2015-16 season, when the Dons averaged 77.6 points under Rex Walters. On Wednesday, Dec. 28, 2021, USF broke the single-game program record for most three-pointers in a game with 20 made triples in a 111-78 win over Academy of Art.

Prior to USF, Gerlufsen served as the top assistant to head coach Eran Ganot at Hawaii from 2019-22. While at UH, he oversaw the guards and served as the Rainbow Warriors' offensive coordinator. He also served as the interim head coach for Hawaii's first 13 games in the 2019-20 season, leading UH to an 8-5 non-conference record, including an 85-75 upset win over previously undefeated USF.

Gerlufsen also previously spent four seasons as an assistant at San Diego from 2015-19, giving him familiarity with the West Coast Conference. During his time with the Toreros, USD experienced unprecedented success, posting back-to-back 20-win

CHRIS GERLUFSEN

Head Coach

Randolph-Macon College, '98

1st Season at USF

1st Season Overall

Career Record 23-15(1st season)

vs. Division I 23-15(1st season)

Overall USF 15-10 (1st season)

WCC Games 4-6 (1st season)

Family: Ila (girlfriend)



seasons for the first time in program history while advancing to the postseason both years. He finished his run with the Toreros in 2018-19 with San Diego earning a berth to the NIT.

At USD, Gerlufsen also oversaw guards and served as offensive coordinator as he led USD's global recruiting efforts by signing more than a half dozen international players during his tenure. In his last two years at USD, he coached a trio of all-conference selections, including Isaiah Pineiro, Olin Carter III and Isaiah Wright.

Prior to USD, Gerlufsen spent nine seasons on the bench as an assistant the University of Hartford, with the last two seasons of which he served as associate head coach. While at Hartford, his primary responsibilities including working with both the perimeter and post players as well as serving as the staff's recruiting coordinator.

Gerlufsen also had stops at The Citadel (2001-'06), Southwestern (1999-'01) and got his start as an assistant coach at Washington College in Maryland in 1998-99.

Gerlufsen was a four-time letter winner for Randolph-Macon College, a Division III school in Virginia. While playing for the Yellow Jackets, he was named team captain for a squad that twice advanced to the NCAA Division III tournament. He graduated in 1998 with a B.A. in Business and Economics. He is a native of Philadelphia, PA.

COACHING EXPERIENCE

1998-99 - Washington College, Graduate Assistant

1999-2000 - Southwestern, Assistant Coach

2000-02 - The Citadel, Graduate Assistant

2002-06 - The Citadel, Assistant Coach

2006-13 - Hartford, Assistant Coach

2013-15 - Hartford, Associate Head Coach

2015 - 19 - San Diego, Assistant Coach

2019 - 21 - Hawaii, Assistant Coach

2021 - 22 - San Francisco, Associate Head Coach

2022 - Present - San Francisco, Head Coach

2022-23 USF MEN'S BASKETBALL GAME NOTES

THE MATCHUP



| OVERALL | 114-117 |
|---------------|------------------------------|
| HOME | -- |
| AWAY | -- |
| NEUTRAL SITES | -- |
| LAST MEETING | SCU W, 79-67 on 12/29/22 |
| FIRST MEETING | USF W, 77-69, on 2/9/74 |
| LARGEST WIN | 27, USF W, 90-63, on 2/21/81 |
| LAST WIN | USF W, 74-58, on 2/12/22 |
| LARGEST LOSS | 38, SCU W, 88-50, on 2/15/89 |
| LAST LOSS | SCU W, 79-67 on 12/29/22 |
| STREAK | L1 |

| COMPARISON | | |
|--------------------|------|------|
| Category | USF | SCU |
| Points Per Game | 75.1 | 75.2 |
| Field Goal Pct. | 45.1 | 44.3 |
| Opp. FG Pct. | 43.0 | 44.1 |
| 3-PT FG Pct. | 35.6 | 35.0 |
| Opp. 3-PT FG Pct. | 31.8 | 37.1 |
| Free Throw Pct. | 75.5 | 72.0 |
| Rebound Margin | 2.8 | 5.8 |
| Rebounds Per Game | 34.9 | 38.5 |
| Blocks Per Game | 2.5 | 3.5 |
| Steals Per Game | 6.8 | 6.0 |
| Assists Per Game | 13.1 | 13.3 |
| Turnovers Per Game | 14.4 | 12.9 |

ABOUT THE BRONCOS

| | |
|-----------------|--|
| Location | Santa Clara, Calif |
| Founded | 1851 |
| Enrollment | 5,608 |
| Nickname | Broncos |
| First Year | 1908-09 (Division I) |
| All-Time Record | 1558-1153 (.575) |
| 2021-22 Record | 21-12, 10-5 WCC |
| Last 5/Last 10 | 10-0 |
| STREAK | W10 |
| LAST GAME | L, 88-70, at No. 12 Gonzaga on 2/2/23 |
| HEAD COACH | Herb Sendek (Carnegie Mellon, 1985) |
| at SCHOOL | 113-90 (.557) (7th Season) |
| OVERALL | 526-385 (.577) (29th Season) |

About University of San Francisco

The University of San Francisco (usfca.edu) is located in the heart of one of the world's most innovative and diverse cities and is home to a vibrant academic community of students and faculty who achieve excellence in their fields. Its diverse student body enjoys direct access to faculty, small classes, and outstanding opportunities in the city itself. Founded in 1855, USF is San Francisco's first university, and its Jesuit Catholic mission helps ignite a student's passion for social justice and a desire to "Change the World From Here." USF has a storied athletics tradition, and today its accomplished Division I scholar athletes compete in seven men's sports and eight women's sports. USF is a member of the West Coast Conference. For more information on USF Athletics, visit usfdons.com and follow the Dons the Dons on social media on Twitter, Facebook, and Instagram @DonsAthletics.

VS. SANTA CLARA

About The Broncos

- Last time out, Santa Clara fell on the road at No. 12 Gonzaga, 88-70, in Thursday evening. Leading the way, Carlos Stewart poured in 22 points for the Broncos, marking his eighth 20-point game of the season.
- Dominating since transferring to SCU, Brandon Podziemski is currently third in the WCC in rebounds per game (8.0) and fourth in scoring (18.8 points per game). Additionally, the Illinopis transfer has logged seven double-doubles so far this year, which is also good for second in the conference.
- Strong on the glass, the Broncos enter the matchup ranked 27th in the country in rebound margin as SCU has a +5.8 mark on the boards. Furthermore, their 38.5 rebounds per game also rank 37th nationally.

All-Time Series

- Saturday's meeting between the Broncos and the Dons will mark the 232nd matchup all-time between the two programs as SCU holds a narrow 117-114 lead in the all-time series. Notably, USF has won eight of their last ten matchups against SCU on the Hilltop, including a thrilling 88-85 victory over the Broncos last season on Jan. 29, 2022.

LAST BOX SCORE

San Francisco (15-10,4-6 WCC) -vs- Saint Mary's (CA) (20-4,9-0 WCC) 02/02/23 at UCU Pavilion, Moraga, CA

| | | | | |
|---|------------------------|----------|----------|--------------|
| Date: 02/02/23 | Score By Period | 1 | 2 | Total |
| Time: 8:00 PM | San Francisco | 27 | 32 | 59 |
| Attendance: 3,500 | Saint Mary's (CA) | 36 | 32 | 68 |
| Site: UCU Pavilion, Moraga, CA | | | | |
| Referees: Rob Kueneman, Horace Shield, Mike Reed | | | | |

San Francisco 59

| # | Player | GS | MIN | FG | 3PT | FT | ORB-DRB | REB | PF | A | TO | BLK | STL | PTS |
|---------------|-----------------------|----|-----|-------|------|-------|---------|-----|----|---|----|-----|-----|-----|
| 00 | Shabazz,Khalil | * | 39 | 5-14 | 1-5 | 5-5 | 1-4 | 5 | 4 | 1 | 2 | 0 | 2 | 16 |
| 03 | Hawthorne,Isaiah | * | 28 | 4-8 | 0-1 | 2-2 | 1-1 | 2 | 3 | 1 | 1 | 1 | 0 | 10 |
| 01 | Roberts,Tyrell | * | 38 | 3-9 | 0-3 | 0-0 | 0-3 | 3 | 3 | 0 | 1 | 0 | 3 | 6 |
| 15 | Meeks,Zane | * | 18 | 0-4 | 0-3 | 6-6 | 2-0 | 2 | 4 | 0 | 2 | 0 | 0 | 6 |
| 11 | Kunen,Josh | * | 21 | 0-2 | 0-1 | 2-2 | 0-4 | 4 | 3 | 1 | 1 | 1 | 1 | 2 |
| 55 | Williams,Marcus | | 27 | 5-8 | 4-5 | 1-2 | 0-3 | 3 | 3 | 0 | 1 | 0 | 1 | 15 |
| 21 | Newbury,Ndewedo | | 20 | 1-2 | 0-1 | 0-0 | 0-1 | 1 | 3 | 0 | 4 | 0 | 1 | 2 |
| 33 | Markovetsky,Volodymyr | | 7 | 1-2 | 0-0 | 0-0 | 0-1 | 1 | 0 | 0 | 0 | 0 | 0 | 2 |
| 05 | Gigiberia,Saba | | 1 | 0-0 | 0-0 | 0-0 | 0-0 | 0 | 2 | 0 | 0 | 0 | 0 | 0 |
| 12 | Bieker,Justin | | 1 | 0-0 | 0-0 | 0-0 | 0-0 | 0 | 0 | 0 | 0 | 0 | 0 | 0 |
| TM | TEAM | | 0 | 0-0 | 0-0 | 0-0 | 2-0 | 2 | 0 | 0 | 1 | 0 | 0 | 0 |
| Totals | | - | 200 | 19-49 | 5-19 | 16-17 | 6-17 | 23 | 25 | 3 | 13 | 2 | 8 | 59 |

| Team Summary | FG | 3PT | FT |
|--------------|---------------------|--------------------|---------------------|
| First Half | 8-25 32.00 % | 2-11 18.18 % | 9-10 90.00 % |
| Second Half | 11-24 45.83 % | 3-8 37.50 % | 7-7 100.00 % |
| Total | 19-49 38.8 % | 5-19 26.3 % | 16-17 94.1 % |

| | | | | |
|---------------------------------|---------------------------------|--------------------------------|--------------------------------|-----------------------------|
| Technical Fouls: none | Second Chance Points: 8 | Scores Tied: 5 times(s) | Points In the Paint: 24 | Fast Break Points: 5 |
| Lead Changed: 9 times(s) | Points off Turnovers: 11 | Bench Points: 19 | Largest Lead: 0 0 | |

Saint Mary's (CA) 68

| # | Player | GS | MIN | FG | 3PT | FT | ORB-DRB | REB | PF | A | TO | BLK | STL | PTS |
|---------------|-----------------------|----|-----|-------|------|-------|---------|-----|----|---|----|-----|-----|-----|
| 44 | Ducas,Alex | * | 34 | 5-15 | 2-8 | 6-6 | 2-6 | 8 | 1 | 0 | 0 | 2 | 0 | 18 |
| 20 | Mahaney,Aidan | * | 27 | 5-10 | 1-2 | 6-7 | 0-1 | 1 | 5 | 0 | 3 | 0 | 1 | 17 |
| 00 | Johnson,Logan | * | 40 | 2-12 | 1-5 | 7-10 | 2-3 | 5 | 1 | 3 | 2 | 0 | 1 | 12 |
| 11 | Saxen,Mitchell | * | 38 | 3-8 | 0-0 | 4-4 | 6-4 | 10 | 3 | 1 | 4 | 2 | 1 | 10 |
| 14 | Bowen,Kyle | * | 36 | 0-2 | 0-2 | 0-0 | 7-1 | 8 | 4 | 1 | 2 | 1 | 1 | 0 |
| 03 | Marciulionis,Augustas | | 18 | 1-2 | 0-0 | 9-10 | 0-3 | 3 | 2 | 1 | 1 | 0 | 1 | 11 |
| 05 | Jefferson,Joshua | | 5 | 0-0 | 0-0 | 0-0 | 0-0 | 0 | 2 | 0 | 0 | 1 | 2 | 0 |
| 01 | Wessels,Harry | | 1 | 0-0 | 0-0 | 0-0 | 0-0 | 0 | 0 | 0 | 0 | 0 | 0 | 0 |
| 15 | Howell,Chris | | 1 | 0-0 | 0-0 | 0-0 | 0-0 | 0 | 0 | 0 | 0 | 0 | 0 | 0 |
| TM | TEAM | | 0 | 0-0 | 0-0 | 0-0 | 1-3 | 4 | 0 | 0 | 0 | 0 | 0 | 0 |
| Totals | | - | 200 | 16-49 | 4-17 | 32-37 | 18-21 | 39 | 18 | 6 | 12 | 6 | 7 | 68 |

| Team Summary | FG | 3PT | FT |
|--------------|---------------------|--------------------|---------------------|
| First Half | 11-26 42.31 % | 3-12 25.00 % | 11-12 91.67 % |
| Second Half | 5-23 21.74 % | 1-5 20.00 % | 21-25 84.00 % |
| Total | 16-49 32.7 % | 4-17 23.5 % | 32-37 86.5 % |

| | | | | |
|---------------------------------|---------------------------------|--------------------------------|--------------------------------|-----------------------------|
| Technical Fouls: none | Second Chance Points: 22 | Scores Tied: 5 times(s) | Points In the Paint: 22 | Fast Break Points: 2 |
| Lead Changed: 9 times(s) | Points off Turnovers: 6 | Bench Points: 11 | Largest Lead: 0 0 | |

2022-23 USF MEN'S BASKETBALL GAME NOTES

DONS WCC TOURNAMENT HISTORY

| Yr | Rnd | USF Seed | Opp Seed | Opp | W/L | Score | Site | USF's High Scorer | USF's High Rebounder |
|------|-----|----------|----------|------------------|-----|------------|---|------------------------|------------------------|
| 2022 | S | 4 | 1 | #1/1 Gonzaga | L | 81-71 | Orleans Arena- Las Vegas, Nev. | 27, Khalil Shabazz | 8, Julian Rishwain |
| 2022 | 2 | 4 | 5 | BYU | W | 75-63 | Orleans Arena- Las Vegas, Nev. | 22, Khalil Shabazz | 9, Yauhen Massalski |
| 2021 | 1 | 8 | 9 | San Diego | W | 67-51 | Orleans Arena - Las Vegas, Nev. | 18, Jamaree Bouyee | 9, Dzmitry Ryuny |
| | 2 | 8 | 5 | Loyola Marymount | L | 70-66 | Orleans Arena- Las Vegas, Nev. | 19, Dzmitry Ryuny | 6, Jamaree Bouyee |
| 2020 | 2 | 5 | 8 | Loyola Marymount | W | 82-53 | Orleans Arena - Las Vegas, Nev. | 16, Charles Minlend | 10, Jimbo Lull |
| | Q | 5 | 4 | Pacific | W | 72-54 | Orleans Arena - Las Vegas, Nev. | 21, Charles Minlend | 8, Remu Raitanen |
| | S | 5 | 1 | Gonzaga | L | 77-81 | Orleans Arena - Las Vegas, Nev. | 19, Charles Minlend | 8, Remu Raitanen |
| 2019 | Q | 4 | 8 | Pepperdine | L | 72-89 | Orleans Arena - Las Vegas, Nev. | 17, Charles Minlend | 8, Matt McCarthy |
| 2018 | Q | 4 | 5 | Pacific | W | 71-70 (OT) | Orleans Arena - Las Vegas, Nev. | 20, Jordan Ratinho | 9, Nate Renfro |
| | S | 4 | 1 | Gonzaga | L | 88-60 | Orleans Arena - Las Vegas, Nev. | 15, Nate Renfro | 6, Nate Renfro |
| 2017 | Q | 5 | 4 | Santa Clara | L | 76-69 | Orleans Arena - Las Vegas, Nev. | 33, Ronnie Boyce III | 5, three players |
| 2016 | Q | 5 | 4 | Pepperdine | L | 90-68 | Orleans Arena - Las Vegas, Nev. | 33, Devin Watson | 5, three players |
| 2015 | 1 | 8 | 9 | Pacific | W | 62-58 | Orleans Arena - Las Vegas, Nev. | 14, two players | 10, Matt Glover |
| | Q | 8 | 1 | Gonzaga | L | 81-72 | Orleans Arena - Las Vegas, Nev. | 21, two players | 10, Tim Derksen |
| 2014 | Q | 3 | 6 | San Diego | W | 69-60 | Orleans Arena - Las Vegas, Nev. | 19, Avry Holmes | 8, Cole Dickerson |
| | S | 3 | 2 | BYU | L | 79-77 | Orleans Arena - Las Vegas, Nev. | 20, Cole Dickerson | 10, Cole Dickerson |
| 2013 | 2 | 5 | 9 | Loyola Marymount | L | 61-60 (OT) | Orleans Arena - Las Vegas, Nev. | 23, Cole Dickerson | 18, Cole Dickerson |
| 2012 | 2 | 5 | 8 | Portland | W | 84-62 | Orleans Arena - Las Vegas, Nev. | 19, two players | 10, Cole Dickerson |
| | Q | 5 | 4 | Loyola Marymount | W | 67-60 | Orleans Arena - Las Vegas, Nev. | 19, Michael Williams | 9, Perris Blackwell |
| | S | 5 | 1 | Saint Mary's | L | 83-78 | Orleans Arena - Las Vegas, Nev. | 28, Cody Doolin | 7, Angelo Caloiaro |
| 2011 | Q | 3 | 6 | Pepperdine | W | 76-59 | Orleans Arena - Las Vegas, Nev. | 23, Rashad Green | 10, Rashad Green |
| | S | 3 | 2 | Gonzaga | L | 71-67 | Orleans Arena - Las Vegas, Nev. | 21, Michael Williams | 6, Angelo Caloiaro |
| 2010 | Q | 4 | 5 | Loyola Marymount | L | 84-76 | Orleans Arena - Las Vegas, Nev. | 20, Kwame Vaughn | 9, Dior Lowhorn |
| 2009 | 1 | 7 | 6 | Pepperdine | L | 93-85 | Orleans Arena - Las Vegas, Nev. | 32, Dior Lowhorn | 9, Blake Wallace |
| 2008 | 1 | 5 | 8 | Loyola Marymount | W | 79-60 | Jenny Craig Pavilion - San Diego, Calif. | 26, Dior Lowhorn | 9, Dior Lowhorn |
| | Q | 5 | 4 | Santa Clara | L | 51-50 | Jenny Craig pavilion - San Diego, Calif. | 17, Vince Polakovic | 5, Hyman Taylor |
| 2007 | Q | 4 | 5 | San Diego | L | 77-75 | Chiles Center - Portland, Ore. | 16, Manny Quezada | 8, Alan Wiggins, Jr. |
| 2006 | Q | 4 | 5 | San Diego | L | 62-59 | McCarthy Athletic Center - Spokane, Wash. | 12, Alan Wiggins, Jr. | 8, two players |
| 2005 | 1 | 6 | 7 | Portland | W | 65-60 | Leavey Center - Santa Clara, Calif. | 22, Tyrone Riley | 8, Tyrone Riley |
| | Q | 6 | 3 | Santa Clara | L | 67-60 | Leavey Center - Santa Clara, Calif. | 18, Tyrone Riley | 10, Alan Wiggins, Jr. |
| 2004 | Q | 4 | 5 | Santa Clara | L | 81-75 | Leavey Center - Santa Clara, Calif. | 27, James Bayless | 8, two players |
| 2003 | Q | 3 | 7 | Loyola Marymount | W | 70-56 | Jenny Craig Pavilion - San Diego, Calif. | 26, Darrel Tucker | 11, Darrel Tucker |
| | Q | 3 | 2 | San Diego | L | 72-63 | Jenny Craig Pavilion - San Diego, Calif. | 16, Shamell Stallworth | 6, Darrel Tucker |
| 2002 | 1 | 4 | 5 | San Diego | L | 69-67 | Jenny Craig Pavilion - San Diego, Calif. | 28, Shamell Stallworth | 10, Shamell Stallworth |
| 2001 | 1 | 5 | 4 | San Diego | L | 62-42 | Jenny Craig Pavilion - San Diego, Calif. | 14, Ali Thomas | |
| 2000 | 1 | 5 | 4 | Santa Clara | L | 63-48 | Toso Pavilion - Santa Clara, Calif. | 8, three players | 8, two players |
| 1999 | 1 | 7 | 2 | Pepperdine | L | 67-65 | Toso Pavilion - Santa Clara, Calif. | 20, Gerald Zimmerman | 13, Terrence Moore |
| 1998 | 1 | 5 | 4 | Saint Mary's | W | 83-66 | Toso Pavilion - Santa Clara, Calif. | 21, M.J. Nodilo | 9, Damian Cantrell |
| | S | 5 | 3 | Santa Clara | W | 86-83 | Toso Pavilion - Santa Clara, Calif. | 23, Hakeem Ward | 7, Hakeem Ward |
| | C | 5 | 1 | Gonzaga | W | 80-67 | Toso Pavilion - Santa Clara, Calif. | 18, Ra'oof Sadat | 11, Damian Cantrell |
| 1997 | 1 | 3 | 6 | Portland | W | 78-66 | Chiles Center - Portland, Ore. | 30, Hakeem Ward | 13, Hakeem Ward |
| | S | 3 | 4 | San Diego | W | 64-61 | Chiles Center - Portland, Ore. | 23, Gerald Zimmerman | 9, Gerald Zimmerman |
| | C | 3 | 2 | Saint Mary's | L | 66-59 | Chiles Center - Portland, Ore. | 16, John Duggan | 7, Damian Cantrell |
| 1996 | 1 | 4 | 5 | Portland | L | 78-72 | Toso Pavilion - Santa Clara, Calif. | 25, John Duggan | 7, three players |
| 1995 | 1 | 6 | 3 | Saint Mary's | L | 72-41 | Toso Pavilion - Santa Clara, Calif. | 12, Gerald Walker | 8, Tyrone Paul |
| 1994 | 1 | 3 | 6 | Santa Clara | W | 76-34 | Toso Pavilion - Santa Clara, Calif. | 25, Gerald Walker | 13, Kent Bennett |
| | S | 3 | 2 | Pepperdine | L | 82-79 | Toso Pavilion - Santa Clara, Calif. | 21, Orlando Smart | 8, Kent Bennett |
| 1993 | 1 | 4 | 5 | San Diego | W | 96-93 (OT) | War Memorial Gym - San Francisco, Calif. | 25, Orlando Smart | 8, two players |
| | S | 4 | 1 | Pepperdine | L | 88-67 | War Memorial Gym - San Francisco, Calif. | 16, Orlando Smart | 7, Gerald Walker |
| 1992 | 1 | 6 | 3 | Loyola Marymount | W | 100-65 | Chiles Center - Portland, Ore. | 29, Tomas Thompson | 20, Darryl Johnson |
| | S | 6 | 1 | Pepperdine | L | 67-65 | Chiles Center - Portland, Ore. | 20, Tomas Thompson | 11, Darryl Johnson |
| 1991 | 1 | 7 | 2 | Loyola Marymount | W | 101-93 | Toso Pavilion - Santa Clara, Calif. | 45, Tim Owens | 11, Darryl Johnson |
| | S | 7 | 1 | Pepperdine | L | 65-56 | Toso Pavilion - Santa Clara, Calif. | 14, two players | 8, Darryl Johnson |
| 1990 | 1 | 6 | 3 | San Diego | L | 80-74 | Gersten Pavilion - Los Angeles, Calif. | 23, Joel DeBortoli | 6, Scott McWhorter |

All-WCC Tournament Selections

| | |
|------------------|-------------|
| Kent Bennett | 1994 |
| Damian Cantrell | 1998 |
| Cole Dickerson | 2014 |
| Cody Doolin | 2012 |
| M.J. Nodilo | 1998 |
| Khalil Shabazz | 2022 |
| Orlando Smart | 1993 |
| Tomas Thompson | 1992 |
| Hakeem Ward | 1997, *1998 |
| Michael Williams | 2011 |
| Gerald Zimmerman | 1997 |

*WCC Tournament Most Outstanding Player

Dons were WCC Tournament Champs in 1998 as the No. 5 Seed.

Miscellaneous Records

| | |
|--------------|------|
| As a #1 Seed | 0-0 |
| As a #2 Seed | 0-0 |
| As a #3 Seed | 6-5 |
| As a #4 Seed | 3-11 |
| As a #5 Seed | 8-8 |
| As a #6 Seed | 2-6 |
| As a #7 Seed | 1-3 |
| As a #8 Seed | 2-2 |
| Vs. #1 Seed | 1-7 |
| Vs. #2 Seed | 1-6 |
| Vs. #3 Seed | 2-5 |
| Vs. #4 Seed | 4-5 |
| Vs. #5 Seed | 2-8 |
| Vs. #6 Seed | 4-1 |
| Vs. #7 Seed | 2-0 |
| Vs. #8 Seed | 3-1 |
| Vs. #9 Seed | 2-1 |

Miscellaneous Records

| | |
|----------------------|-----|
| Vs. BYU | 1-1 |
| Vs. Gonzaga | 1-5 |
| Vs. Loyola Marymount | 6-3 |
| Vs. Pacific | 3-0 |
| Vs. Pepperdine | 1-8 |
| Vs. Portland | 3-1 |
| Vs. Saint Mary's | 1-4 |
| Vs. San Diego | 4-6 |
| Vs. Santa Clara | 2-7 |

Miscellaneous Records

| | |
|----------------------|-------|
| In the First Round | 10-11 |
| In the Second Round | 2-2 |
| In the Quarterfinals | 7-11 |
| In the Semifinals | 2-10 |
| In the Finals | 1-1 |
| Overall | 21-33 |
| In Las Vegas | 10-14 |
| In Portland | 3-3 |
| In Santa Clara | 6-9 |
| In San Diego | 2-4 |
| In Los Angeles | 0-1 |
| In Spokane | 0-1 |
| In Moraga | 0-1 |
| In San Francisco | 1-2 |
| Under Golden | 4-2 |
| Overtime Games | 2-1 |

The Tradition

| | |
|-----------------------------------|--------------------|
| WCC Championships..... | 15 |
| WCC Tournament Championships..... | 1 |
| NCAA Appearances..... | 16 |
| NCAA Championships..... | 2 (1955, '56) |
| Final Four Appearances..... | 3 (1955, '56, '57) |
| NIT Appearances..... | 6 |
| NIT Championships..... | 1 (1949) |
| All-America Selections..... | 18 |
| NBA Draft Selections..... | 36 |
| NBA Players..... | 23 |
| NBA Championships Won by USF..... | 31 |

Naismith Hall of Fame Members

Bill Russell • K.C. Jones • Pete Newell • Phil Woolpert

National Players of the Year

Bill Russell (1955, '56)

National Coaches of the Year

Phil Woolpert (1955, '56) • Bob Gaillard (1977)

WCC Players of the Year

Bill Russell (1955, '56) • Mike Farmer (1957, '58) • Ollie Johnson (1964, '65) • Bill Cartwright (1977, '78, '79) • Quintin Dailey (1981, '82) • Kenyon Jones (2000)

All-Americans

Ray Maloney (1929) • Rene Barielles (1930) • Bill Russell (1955, '56) • KC Jones (1956) • Mike Farmer (1958) • Gene Brown (1958) • Ollie Johnson (1965) • Phil Smith (1974) • Bill Cartwright (1977, '78, '79) • Winford Boynes (1977, '78) • James Hardy (1977) • Quintin Dailey (1982) • Wallace Bryant (1982)

WCC Coaches of the Year

Phil Woolpert (1955, '56, '57, '58) • Pete Peletta (1963, '64, '65) • Bob Gaillard (1972, '77) • Dan Belluomini (1979) • Pete Barry (1981) • Rex Walters (2014)

Olympians

Jimmy Needles, Head Coach (1936) • K.C. Jones, Bill Russell (1956) • Pete Newell, Head Coach (1960)

NBA Championships

Joe McNamee, Rochester (1951) • Bill Russell, Boston Player (1957, '59, '60, '61, '62, '63, '64, '65, '66); Boston Head Coach (1968, '69) • K.C. Jones, Boston (Player - 1959, '60, '61, '62, '63, '64, '65, '66); Los Angeles Assistant Coach (1971); Boston Head Coach (1981) • Phil Smith, Golden State (1975) • Eric Fernsten, Boston (1981) • Bill Cartwright, Chicago Player (1991, '92, '93); Chicago Assistant Coach (1997, '98)

NBA Head Coaches

Jim Brovelli, Washington (1999) • Bill Cartwright, Chicago (2001-02) • Mike Farmer, Baltimore (1966) • K.C. Jones, Washington (1973-76); Boston (1983-88); Seattle (1990-92) • Bill Russell, Boston (1966-69); Seattle (1973-77); Sacramento (1987-88) • Fred Scolari, Baltimore (1951-52).

Retired Numbers

4 • K.C. Jones • 6 • Bill Russell • 17 • Mike Farmer • 20 • Phil Smith • 24 • Bill Cartwright • 31 • Joe Ellis • 32 • Ollie Johnson

NCAA Championships by School

| | | | |
|---------------------|----|-----------------------------|---|
| UCLA..... | 11 | Louisville..... | 3 |
| Kentucky..... | 8 | Villanova..... | 3 |
| North Carolina..... | 6 | Cincinnati..... | 2 |
| Duke..... | 5 | Florida..... | 2 |
| Indiana..... | 5 | Michigan State..... | 2 |
| North Carolina..... | 5 | North Carolina State..... | 2 |
| Connecticut..... | 4 | Oklahoma State..... | 2 |
| Kansas..... | 3 | San Francisco..... 2 | |

NOTABLE**MEET THE NEWCOMERS:**

#1 Tyrell Roberts (Washington State)- Playing in 36 of 37 contests while starting 31 games for the Cougars last season, Roberts finished second on the team with 11.4 ppg in 2021-22. Overall, the versatile guard shot 92.5 percent (49-53) from the charity stripe to set a new single-season program record for free-throw percentage. During Washington State's run in this year's NIT, Roberts cashed in a career-best 7-of-16 from behind-the-arc in their opening round matchup against Santa Clara as the Sacramento native finished the tournament with fourteen made triples, the most all-time in a postseason appearance for WSU. In the classroom, Roberts was named to the Pac-12 Winter Academic Honor Roll.

#5 Saba Gigiberia (Georgia Tech)- Appearing in 15 games at Georgia Tech in 2021-22, the 7'1" center averaged 7.8 minutes, 2.5 points and 2.3 rebounds for the Yellow Jackets. On Jan. 19, 2022, Gigiberia received his first career start against Wake Forest, when he scored a career-high eight points in addition to logging a career-high 16:47 on the court. In 2020-21, Gigiberia played short minutes in eight games, with a high of 10:01 against Delaware State on Dec. 20, 2020. Originally from the Republic of Georgia, Gigiberia was a four-star post prospect who played his final two years of high school basketball in the United States. Known for his basketball IQ, Gigiberia can play with his back to the basket or facing the basket, with skills as a passer and ability to step out on the perimeter.

#10 Toni Rocak (UC San Diego)- Prior to coming to the Hilltop, Rocak was an All-Conference forward at UCSD as the big man earned All-Big West Honorable Mention honors last season after leading the Tritons in scoring (15.1 points per game) and rebounding (6.5 rebounds per game). In 2021-22, the versatile big man earned Big West Player of the Week twice and scored a career-high 34 points in UCSD's win over UC Santa Barbara on Dec. 30 -- the highest single game point total for any Big West player in 2021-22. As a junior in 2020-21, Rocak was recognized as the top sixth man in the Big West by HoopsHD.com as he led UCSD in scoring (12.8 points per game) and rebounding (5.3 rebounds per game) while also finishing fifth in the conference in field goal percentage (51.9 percent).

#55 Marcus Williams (Texas A&M)- This past season, Williams made 27 appearances for the Aggies on the hardwood, which included starting in 25 games. Overall, the versatile guard averaged 7.9 points, 3.4 assists, 2.2 rebounds and 1.3 steals in 24.4 minutes played. Notably, the highlight of his 2021-22 came in a road game at Georgia on Jan. 4, when Williams buried the game-winning triple with less than one second left on the shot clock to knock off the Bulldogs. Prior to transferring to Texas A&M, Williams was named the Mountain West Freshman of the Year in 2020-21 after an impressive debut season at Wyoming. Making a splash immediately, Williams was a finalist for the Kyle Macy National Freshman of the Year by College Insider as he appeared in all 25 games for the Cowboys, which included 24 starts. In his freshman season, Williams averaged 14.8 points per game to go along with 4.3 assists as his 14.8 points ranked eighth among freshmen in the nation while his 4.3 assists ranked fourth in the Mountain West.

USF's Notable Streaks**Winning Streaks**

| No. | Began | Ended |
|-----|------------------------------------|--------------------------------|
| *60 | vs. Oregon State, 60-34 (12-17-54) | at Illinois, 62-33 (12-17-56) |
| 29 | vs. SF State, 125-81 (1976-77) | at Notre Dame, 93-82 (1976-77) |
| 21 | vs. Seattle, 60-51 (1957-58) | vs. Seattle, 69-67 (1957-58) |
| 19 | vs. LMU 102-67 (1963-64) | vs. UCLA, 76-72 (1963-64) |
| 13 | vs. Utah State, 76-66 (1965-66) | vs. Pacific, 88-78 (1965-66) |
| 12 | at Nevada, 78-73 (1999-00) | at Gonzaga, 96-73 (1999-00) |
| 11 | vs. Oregon State, 66-58 (1964-64) | vs. Arizona, 71-56 (1964-65) |
| 10 | vs. Wyoming, 98-66 (1973-74) | vs. Seattle, 62-59 (1973-74) |
| 10 | vs. LMU, 74-65 (1975-76) | vs. Seattle, 81-70 (1975-76) |
| 10 | vs. Georgia, 92-84 (1981-82) | vs. Rice, 78-66 (1981-82) |

Longest in 2021-22

--

Current

* Second longest winning-streak in NCAA history

Losing Streaks

| No. | Began | Ended |
|-----|--------------------------------------|-------------------------------------|
| 11 | vs. Stanford, 69-61 (1950-51) | vs. St. Mary's, 48-44 (1950-51) |
| 9 | vs. St. Mary's, 42-38 (1945-46) | vs. Utah, 39-37 (1946-47) |
| 9 | vs. San Jose State (1985-86) | vs. Fresno Pacific, 73-41 (1985-86) |
| 8 | vs. Stanford, 65-61 (1970-71) | vs. DePaul, 77-57 (1970-71) |
| 8 | vs. St. Mary's, 66-49 (1987-88) | vs. San Diego, 79-73 (1987-88) |
| 7 | vs. Santa Clara, 86-66 (1968-69) | vs. LMU, 70-61 (1968-69) |
| 7 | vs. Santa Clara, 86-59 (1990-91) | vs. San Diego, 89-81 (1990-91) |
| 7 | vs. Pepperdine, 79-55 (1994-95) | vs. Pepperdine, 94-92 (1994-95) |
| 7 | at New Mexico State, 89-78 (2006-07) | vs. San Diego, 103-102 OT (2006-07) |
| 7 | vs. UC Irvine, 72-59 (2007-08) | vs. Portland, 60-59 (2007-08) |

Longest in 2021-22

--

Current

2022-23 USF MEN'S BASKETBALL GAME NOTES

• Fresh off their first NCAA Tournament since 1998, the Dons are hungry to get back to the Big Dance after a successful season in 2021-22 that saw the green and gold compile a 24-10 overall record, including a 10-6 mark in West Coast Conference play.

• USF returns eleven letterwinners from the 2021-22 NCAA Tournament team: Khalil Shabazz, Julian Rishwain, Isaiah Hawthorne, Josh Kunen, Justin Bieker, Zane Meeks, Ndewedo Newbury, Bryce Whitaker, Jonas Visser, Volodymyr Markovetsky and Jake Cioe.

• Overall, head coach Chris Gerlufsen enters his first year at the helm of the green and gold after taking over for former USF head coach Todd Golden. Taking over the reins, Gerlufsen possesses a wealth of experience at the Division I level having made stops at Hawaii, San Diego, Hartford and The Citadel. Prior to coming to the Hilltop, Gerlufsen served as the top assistant to head coach Eran Ganot at Hawaii.

• This past year, Gerlufsen was in charge of the offense for the Dons as he guided USF to finishing eleventh in the country in total three-point field goals made (327), sixteenth in three-point field goals per game (9.6) and thirty-second in scoring margin (9.6). Notably, Jamaree Bouyea and Yauhen Massalski, who Gerlufsen originally recruited at San Diego, earned First Team All-WCC Honors this season while Khalil Shabazz was named Second Team All-WCC.

• Last season, Khalil Shabazz became the 40th student-athlete in program history to eclipse 1,000 points as the two-time All-WCC guard currently ranks 10th all-time at USF with 1,567 total points. Defensively, Shabazz sits third all-time in program history in steals (213).

• This year, USF's non-conference schedule is highlighted by seven home games, including another battle with Pac-12 foe Arizona State. Additionally, the Dons will return to Chase Center for the third time in the last four seasons, with USF set to take on Utah State on Sunday, Dec. 4 in a neutral site matchup.

• Beginning towards the end of the calendar year, USF will embark on their 16-game conference slate on Thursday, Dec. 29 when they make the trip to the South Bay for a showdown at Santa Clara. Notably, the Dons will wrap up their conference schedule on Saturday, Feb. 25 with a road trip to Provo, Utah for a matchup with BYU.

Record Breakdown

| Category | 2022-23 | Gerlufsen Era |
|----------------------------------|---------|---------------|
| Home | 9-4 | 9-4 |
| Road | 4-4 | 4-4 |
| Neutral | 2-2 | 2-2 |
| vs. Non-Conference | 11-4 | 11-4 |
| vs. WCC | 4-6 | 4-6 |
| Leading at Halftime | 11-5 | 11-5 |
| Trailing at Halftime | 4-4 | 4-4 |
| Tied at Halftime | 0-1 | 0-1 |
| Overtime | 0-0 | 0-0 |
| vs. Top-25 Opponents | 1-2 | 1-2 |
| More Field Goals Than Opponent | 11-2 | 11-2 |
| Fewer Field Goals Than Opponent | 4-6 | 4-6 |
| Field Goals are Equal | 0-2 | 0-2 |
| Better Field Goal Pct. | 11-3 | 11-3 |
| Lesser Field Goal Pct. | 4-7 | 4-7 |
| Field Goal Pct. is Equal | 0-0 | 0-0 |
| More Rebounds Than Opponent | 13-2 | 13-2 |
| Fewer Rebounds Than Opponent | 2-7 | 2-7 |
| Same Rebound Total | 0-1 | 0-1 |
| More Free Throws Than Opponent | 9-2 | 9-2 |
| Fewer Free Throws Than Opponent | 5-8 | 5-8 |
| Same Free Throw Total | 1-0 | 1-0 |
| More 3-Ptrs. Made Than Opponent | 12-7 | 12-7 |
| Fewer 3-Ptrs. Made Than Opponent | 0-2 | 0-2 |
| Same 3-Pt. Total | 3-1 | 3-1 |
| More Turnovers Than Opponent | 9-8 | 9-8 |
| Fewer Turnovers Than Opponent | 6-1 | 6-1 |
| Same Turnover Total | 0-1 | 0-1 |
| More Bench Points Than Opponent | 12-8 | 12-8 |
| Fewer Bench Points Than Opponent | 3-2 | 3-2 |
| Same Bench Point as Opponent | 0-0 | 0-0 |
| Games Decided by 1-5 points | 3-4 | 3-4 |
| Games Decided by 6-10 points | 3-2 | 3-2 |
| Games Decided by 11-15 points | 3-2 | 3-2 |
| Games Decided by 16-20+ points | 6-2 | 6-2 |
| Leading with 5 minutes to play | 12-4 | 12-4 |
| Trailing with 5 minutes to play | 2-5 | 2-5 |
| Tied with 5 minutes to play | 0-0 | 0-0 |
| Score under 50 pts. | 0-0 | 0-0 |
| Scoring 50-69 pts. | 4-7 | 4-7 |
| Scoring 70-79 pts. | 4-1 | 4-1 |
| Scoring 80-89 pts. | 3-2 | 3-2 |
| Scoring 90-99 pts. | 4-0 | 4-0 |
| Scoring 100+ | 0-0 | 0-0 |
| November | 7-1 | 7-1 |
| December | 4-5 | 4-5 |
| January | 4-4 | 4-4 |
| February | 0-0 | 0-0 |
| March | 0-0 | 0-0 |
| Sunday | 1-1 | 1-1 |
| Monday | 2-2 | 2-2 |
| Tuesday | 1-0 | 1-0 |
| Wednesday | 4-0 | 4-0 |
| Thursday | 3-4 | 3-4 |
| Friday | 0-1 | 0-1 |
| Saturday | 4-2 | 4-2 |
| vs. America East | 0-0 | 0-0 |
| vs. CAA | 0-0 | 0-0 |
| vs. ACC | 0-0 | 0-0 |
| A-10 | 0-1 | 0-1 |
| Mountain West | 2-2 | 2-2 |
| Big West | 1-0 | 1-0 |
| Pac-12 | 1-0 | 1-0 |
| WAC | 0-0 | 0-0 |
| WCC | 4-6 | 4-6 |

2022-23 USF MEN'S BASKETBALL GAME NOTES

The Last Time...

A Team Scored 100+ Points In a Game

| | | |
|------|-----------------------------------|---------|
| USF | at Pacific, 104 - W, 104-71 | 2/21/22 |
| Opp. | vs. No. 1 Gonzaga 100 - L, 100-61 | 2/13/21 |

A Team Scored 50 or Fewer Points In a Game

| | | |
|------|---------------------------------|----------|
| USF | vs. Grand Canyon, 48 - L, 49-48 | 12/18/21 |
| Opp. | by Pepperdine, 45 - W, 71-45 | 1/22/22 |

A Team Scored 90+ Points at War Memorial at the Sobrato Center

| | | |
|------|---|----------|
| USF | 97, vs. No. 25 Arizona State - W, 97-60 | 12/21/22 |
| Opp. | by No. 1 Gonzaga - 100 - L, 100-61 | 2/13/21 |

The Dons Played a Ranked Opponent

| | | |
|--------------|-------------------------------------|----------|
| Last | vs. No. 9/10 Gonzaga, L, 77-75 | 1/5/23 |
| Last USF Win | vs. No. 25 Arizona State - W, 97-60 | 12/21/22 |

The Dons Played in an Overtime Game

| | | |
|----------|---------------------------|----------|
| USF Win | vs. Pepperdine - W, 63-61 | 2/20/20 |
| USF Loss | vs. Harvard, L 81-84 | 12/30/19 |

A Team had 5+ Players Score in Double Figures

| | | |
|------|--|---------|
| USF | vs. Academy of Art - W, 111-78 (Bouyea, Shabazz, Stefanini, Massalski, Rishwain) | 2/27/20 |
| Opp. | by Pacific - L, 76-69 (Bell, Bailey, Crockrell, Jenkins Finstuen) | 2/27/21 |

A Team Won By 20+ Points

| | | |
|------|--------------------------------|----------|
| USF | vs. Hartford, 32 - W, 85-53 | 12/22/22 |
| Opp. | vs. No. 1 Gonzaga, 100-61 (39) | 2/13/21 |

A Team Shot 60% FG In A Game (Min. 10)

| | | |
|------|----------------------------------|---------|
| USF | vs. BYU - .636 (35-55) - W | 1/19/19 |
| Opp. | vs. No. 1 Gonzaga - .610 (35-69) | 2/13/21 |

A Team Shot 30% or Worse In A Game (Min. 10)

| | | |
|------|--------------------------------|---------|
| USF | vs. Pacific - 27.6 (16-58) - L | 2/6/20 |
| Opp. | by Pepperdine - 25.0 (5-20) W | 1/22/22 |

A Team Made 10 or More 3-PT FG In A Game

| | | |
|------|-----------------------------------|---------|
| USF | at Loyola Marymount, 10, W, 72-70 | 1/7/23 |
| Opp. | by BYU - 11 (11-19) - L | 2/25/21 |

A Team Did Not Make a 3-PT FG In A Game

| | | |
|------|-----------------------------------|--|
| USF | Unknown - prior to 2002-03 season | |
| Opp. | Unknown - prior to 2010-11 season | |

A Team Shot 60% 3-Point FG In A Game (min. 10)

| | | |
|------|--------------------------------------|----------|
| USF | at Cal Poly - 63.6 (14-22) | 12/4/20 |
| Opp. | by Eastern Washington - .640 (13-20) | 11/27/16 |

A Team Made 20+ Free Throws In A Game

| | | |
|------|------------------------------------|----------|
| USF | vs. Academy of Art, 21 - W, 111-78 | 12/28/21 |
| Opp. | vs. Towson, 23 - W, 71-61 | 11/25/21 |

A Team Made Five or Fewer Free Throws In A Game

| | | |
|------|---------------------------------------|----------|
| USF | vs. Grand Canyon, 48 - L, 49-48 | 12/18/21 |
| Opp. | by Grand Canyon - 5 (5-12) - L, 49-48 | 12/18/21 |

A Team Attempted 40 Plus Free Throws In A Game

| | | |
|------|----------------------------------|----------|
| USF | vs. Portland - 40 (26-40) - W | 12/31/15 |
| Opp. | by UMass Lowell - 41 (27-41) - L | 11/25/20 |

A Team Shot 90% Or Better From the Free Throw Line (Min. 10)

| | | |
|------|------------------------------------|----------|
| USF | vs. Pepperdine - 1.000 (10-10) - L | 2/10/21 |
| Opp. | by UC Davis - .917 (22-24) | 12/21/19 |

A Team Shot 40% or Worse From the Free Throw Line

| | | |
|------|---------------------------------|----------|
| USF | at Portland - .286 (4-14) | 2/16/19 |
| Opp. | by Delaware State - .384 (5-13) | 11/29/15 |

A Team Had 30+ Defensive Rebounds In A Game

| | | |
|------|-------------------------------------|---------|
| USF | vs. No. 9/10 Gonzaga - 32, L, 77-75 | 1/5/23 |
| Opp. | 35 - by LMU - L | 2/18/21 |

A Team Had 50+ Total Rebounds In A Game

| | | |
|------|-------------------------------|----------|
| USF | vs. Long Beach State - 51 - W | 12/10/20 |
| Opp. | by Pacific - 51 - L | 2/6/20 |

A Team Had 20+ Offensive Rebounds In A Game

| | | |
|------|---------------------------------|----------|
| USF | vs. Florida Gulf Coast - 23 - L | 11/25/14 |
| Opp. | by Illinois State - 21 - W | 12/23/16 |

A Team Had 20+ Assists In A Game

| | | |
|------|---|----------|
| USF | vs. No. 25 Arizona State, 22 - W, 97-60 | 12/21/22 |
| Opp. | by BYU - 26 - L | 2/08/20 |

A Team Had 20+ Turnovers In A Game

| | | |
|------|------------------------------|---------|
| USF | vs. Merrimack - 20, W, 69-51 | 12/7/21 |
| Opp. | by Pepperdine - 20 - W | 1/22/22 |

A Team Had 10+ Steals In A Game

| | | |
|------|---------------------------------|----------|
| USF | at Santa Clara - 11, L, 79-67 | 12/29/22 |
| Opp. | by Morgan State - 10 - W, 83-67 | 11/22/21 |

A Team Had 10+ Blocks In A Game

| | | |
|------|--------------------------------------|--------|
| USF | vs. Prairie View A&M - 11 - W, 92-76 | 1/7/21 |
| Opp. | by Gonzaga - 10 - L | 2/7/19 |

A Team Won on a Last Second Shot

| | | |
|------|----------------------------------|----------|
| USF | by USF: 06.8 - at UNLV, W, 75-73 | 12/17/22 |
| Opp. | by Cal: 00:01 - at Cal | 12/13/20 |

A Player Scored 40 or More

| | | |
|------|---------------------------------|------------------|
| USF | Tim Owens - 45 | vs. LMU - 3/2/91 |
| Opp. | Roberto Gallinat (Pacific) - 41 | 2/22/18 |

A Player Scored 30 or More

| | | |
|------|-------------------------|--------------------|
| USF | Jamaree Bouyea - 30 | vs. UNLV (12/4/21) |
| Opp. | Yoeli Childs (BYU) - 32 | 2/08/20 |

Two Players Scored 20 or More

| | | |
|------|---|--|
| USF | K. Shabazz (27), Y. Massalski (21) - W, 88-73, vs. San Diego 1/8/22 | |
| Opp. | I. Pineiro (28), I. Wright (24) - L vs. San Diego - 2/28/19 | |

A Player Made 10+ Field Goals in a Game

| | | |
|------|---|--|
| USF | Yauhen Massalski 10 (10-10) L, 79-74 vs. Loyola Chicago- 1/6/22 | |
| Opp. | 10 - Alex Barcello by BYU - 2/25/21 | |

A Player Shot 80% Or Better (Min. 10)

| | | |
|------|---|--|
| USF | Yauhen Massalski (1.000, 10-10) L, 79-74 vs. Loyola Chicago- 1/6/22 | |
| Opp. | Drew Timme (11-12) .917 by Gonzaga 2/13/21 | |

A Player Made 5+ 3-PT FG In A Game

| | | |
|------|--|--|
| USF | Julian Rishwain (5) W, 71-45 at Pepperdine 1/22/22 | |
| Opp. | Alex Barcello (7-7) by BYU 2/25/21 | |

A Player Attempted 10+ 3-PT FG In A Game

| | | |
|------|--|--|
| USF | Khalil Shabazz - 12 (4-12) at Arizona St. 12/19/21 | |
| Opp. | Colbey Ross - 12 (4-12) Pepperdine 2/22/20 | |

A Player Shot 80% or better from 3-PT (Min. 5)

| | | |
|------|---|--|
| USF | Zane Meeks - .833 (5-6) at Arizona St. - 12/19/21 | |
| Opp. | Alex Barcello - 1.000 (7-7) by BYU 2/25/21 | |

A Player Made 10+ Free Throws In A Game

| | | |
|------|---|--|
| USF | Frankie Ferrari - 10 (10-11) vs. Santa Clara 2/9/19 | |
| Opp. | Alex Barcello - 1.000 (10-10) by BYU 1/16/21 | |

A Shot 90% or Better From Free Throw (Min. 10)

| | | |
|------|--|--|
| USF | Frankie Ferrari - .909 (10-11) vs. Santa Clara (2/21/19) | |
| Opp. | Alex Barcello - 1.000 (10-10) by BYU 1/16/21 | |

A Player Recorded 10+ Rebounds In A Game

| | | |
|------|--|--|
| USF | Yauhen Massalki- 17 vs. San Diego 1/8/22 | |
| Opp. | Mattias Markusson -15 LMU - 2/18/21 | |

A Player Record 15+ Rebounds In A Game

| | | |
|------|---|--|
| USF | Yauhen Massalki- 20 vs. Portland 2/8/22 | |
| Opp. | Mattias Markusson -15 LMU - 2/18/21 | |

Two Players with 10 or More Rebounds In A Game

| | | |
|------|--|--|
| USF | J. Lull (14), C. Minlend (10) at SCU 2/13/20 | |
| Opp. | Ke. Edwards (11)/Ka. Edwards (10) by Pepp. 2/22/20 | |

A Player Recorded 5+ Offensive Rebounds In A Game

| | | |
|------|---|--|
| USF | Yauhen Massalski - 9 vs. San Diego 1/8/22 | |
| Opp. | Richard Harward - 5 by BYU 1/16/21 | |

A Player Recorded 10 or more Assists In A Game

| | | |
|------|---|--|
| USF | Jamaree Bouyea - 11 vs. Pacific 2/21/22 | |
| Opp. | KJ Feagin - 10 at Santa Clara 2/3/18 | |

A Player Recorded 5 or More Steals In A Game

| | | |
|------|--|--|
| USF | Khalil Shabazz - 6 vs. Davidson 11/13/21 | |
| Opp. | Ryan Woolridge - 5 Gonzaga 2/20/20 | |

A Player Recorded 5 or More Blocks In A Game

| | | |
|------|---|--|
| USF | Yauhen Massalski - 7 vs. Saint Mary's 1/27/22 | |
| Opp. | Chet Holmgren - 6 vs. #1/1 Gonzaga 2/24/22 | |

Double-Double By A Player In A Game

| | | |
|------|--|--|
| USF | Jamaree Bouyea (15 pts, 11 ast) vs. Pacific 2/21/22 | |
| Opp. | Chet Holmgren (21 pts, 15 reb.) vs. #1/1 Gonzaga 2/24/22 | |

Two Players With A Double-Double In A Game

| | | |
|------|---|--|
| USF | J. Lull (16 pts, 14 reb)/C. Minlend (11 pts, 10 reb.) at SCU 2/13/20 | |
| Opp. | J. Landale (21 pts, 11 reb)/D. Pineau (14 pts, 12 reb) vs. SMC 1/7/17 | |

Triple Double By A Player In A Game

| | | |
|------|--|--|
| USF | Unknown - prior to 2010-11 | |
| Opp. | Kyle Collingsworth (12 pts, 12 reb, 10 ast) BYU 1/3/15 | |

WHAT IS A "DON"

"Don" is an acronym for **De Origen Noble**, which translates to "of noble origin" and is a Spanish title given only to a noble person of political, social or official distinction. The name references the early history of California and San Francisco, which was marked by the exploits of the adventure-some and swashbuckling Spanish Dons. All USF students and alumni are of noble origin who share in the long passion for learning in order to better understand the past, clarify the present and anticipate the future. Thus, we are proud to call ourselves the Dons. USF's mascot is named **Don Francisco**, in honor of **Don Francisco de Haro**, the first mayor of San Francisco.



KHALIL SHABAZZ (Kuh-leel Shu-BOZZ like boss but with z's)

Graduate Student • Guard • 6-0 • 170 • Seattle, Wash. • Rainier Beach HS • Central Washington

SEASON STATS

| PPG | RPG | APG | FG% | 3FG% | FT% |
|------|-----|-----|------|------|------|
| 15.4 | 5.5 | 3.1 | 40.9 | 32.4 | 86.9 |

LAST GAME at Saint Mary's (2/2/23)

| MIN | PTS | REBS | ASTS | BLKS | STLS |
|-----|-----|------|------|------|------|
| 39 | 16 | 5 | 1 | 0 | 2 |

Played in 34 games making 34 starts in 2021-22... earned All-WCC Second Team honors for the second straight year... earned Division 1-AAA ADA Scholar Athlete Team honors... Became the 40th student athlete to reach 1,000 career points at USF in 2021-22... Finished second on the team averaging 13.7 points per game... scored 466 total points, giving him three consecutive seasons scoring 350 points or more... Was named to the WCC All-Tournament team

Career Honors

- GNAC Freshman of the Year (2017-18)
- GNAC Honorable Mention Team (2017-18)
- All-WCC Second Team x2 (2020-21, 2021-22)
- All-WCC Preseason Team x2 (2021-22, 2022-23)

Season Highs:

| | | |
|-----------------------------|----|-------------------------------------|
| Points | 26 | 2x last at San Diego (1/28/22) |
| Minutes | 39 | vs. Utah State (12/4/22) |
| Field Goals Made | 8 | vs. San Diego (12/31/22) |
| Field Goal Attempts | 19 | vs. San Diego (12/31/22) |
| 3-Point Field Goals Made | 5 | vs. No. 25 Arizona State (12/21/22) |
| 3-Point Field Goal Attempts | 13 | vs. San Diego (12/31/22) |
| Free Throws Made | 7 | at Davidson (11/25/22) |
| Free Throw Attempts | 7 | x3 last vs. New Mexico (12/12/22) |
| Rebounds | 10 | vs. Merrimack (12/7/22) |
| Assists | 7 | Little Rock (11/30/22) |
| Blocks | 1 | UC Merced (11/13/22) |
| Steals | 5 | 12/29/22 |

Career Highs (*Central Washington)

| | | |
|-----------------------------|-----|-------------------------------|
| Points | 32 | vs. BYU (1/25/20) |
| Minutes | 39 | vs. Utah State (12/4/22) |
| Field Goals Made | 10 | 2x last vs. BYU (1/16/21) |
| Field Goal Attempts | 21 | vs. BYU (1/16/21) |
| 3-Point Field Goals Made | 8 | vs. BYU (1/16/21) |
| 3-Point Field Goal Attempts | 14 | vs. BYU (1/16/21) |
| Free Throws Made | *9 | vs. Hawaii-Hilo (11/17/17) |
| Free Throw Attempts | *11 | vs. Hawaii-Hilo (11/17/17) |
| Rebounds | *13 | vs. Saint Martin's (03/01/18) |
| Assists | 7 | Little Rock (11/30/22) |
| Blocks | 1 | 2x last at LMU (1/10/21) |
| Steals | 6 | 4x last vs. UNLV (12/4/21) |



2022-23 San Francisco Men's Basketball Individual Game-by-Game All games

Page 1/14
as of Feb 04, 2023

#0 SHABAZZ, Khalil

| Opponent | Date | GS | MIN | Total FG-FGA | PCT | 3-Pointers 3FG-3FGA | PCT | Free throws FT-FTA | PCT | DEF | OFF | TOT | AVG | PF | A | TO | BLK | STL | PTS | AVG | |
|----------------------|------------|----|-------|--------------|---------|---------------------|--------|--------------------|-------|------|-----|-----|------|-----|----|----|-----|-----|------|------|------|
| Texas Southern | 11/07/2022 | * | 33:56 | 3-8 | .375 | 2-4 | .500 | 0-2 | .000 | 0 | 10 | 10 | 10.0 | 3 | 3 | 5 | 0 | 2 | 8 | 8.0 | |
| Cal Poly | 11/10/2022 | * | 36:20 | 6-13 | .462 | 2-7 | .286 | 4-6 | .667 | 2 | 5 | 7 | 8.5 | 0 | 2 | 3 | 0 | 2 | 18 | 13.0 | |
| UC Merced | 11/13/2022 | * | 32:13 | 6-11 | .545 | 2-6 | .333 | 7-7 | 1.000 | 1 | 2 | 3 | 6.7 | 3 | 4 | 2 | 0 | 1 | 4 | 21 | 15.7 |
| at Fresno St. | 11/16/2022 | * | 36:38 | 2-6 | .333 | 2-5 | .400 | 2-2 | 1.000 | 0 | 2 | 2 | 5.5 | 2 | 4 | 3 | 0 | 1 | 8 | 13.8 | |
| vs UNI | 11/21/2022 | * | 37:01 | 8-16 | .500 | 5-11 | .455 | 3-3 | 1.000 | 1 | 4 | 5 | 5.4 | 2 | 7 | 4 | 0 | 4 | 24 | 15.8 | |
| vs Wichita St. | 11/22/2022 | * | 35:52 | 1-8 | .125 | 0-6 | .000 | 5-5 | 1.000 | 1 | 2 | 3 | 5.0 | 3 | 5 | 3 | 0 | 2 | 7 | 14.3 | |
| at Davidson | 11/25/2022 | * | 29:22 | 6-12 | .500 | 1-6 | .167 | 7-7 | 1.000 | 1 | 2 | 3 | 4.7 | 4 | 2 | 0 | 1 | 20 | 15.1 | | |
| Little Rock | 11/30/2022 | * | 33:14 | 6-14 | .429 | 2-5 | .400 | 2-2 | 1.000 | 2 | 5 | 7 | 5.0 | 3 | 7 | 1 | 0 | 5 | 16 | 15.3 | |
| vs Utah St. | 12/04/2022 | * | 38:10 | 3-9 | .333 | 2-4 | .500 | 0-0 | .000 | 0 | 5 | 5 | 5.0 | 2 | 3 | 6 | 0 | 2 | 8 | 14.4 | |
| Merrimack | 12/07/2022 | * | 35:21 | 3-9 | .333 | 1-4 | .250 | 2-2 | 1.000 | 5 | 5 | 10 | 5.5 | 3 | 2 | 2 | 0 | 1 | 9 | 13.9 | |
| vs New Mexico | 12/12/2022 | * | 36:32 | 6-12 | .500 | 2-7 | .286 | 4-7 | .571 | 2 | 7 | 9 | 5.8 | 3 | 5 | 1 | 0 | 2 | 18 | 14.3 | |
| at UNLV | 12/17/2022 | * | 38:19 | 5-14 | .357 | 3-11 | .273 | 4-5 | .800 | 2 | 5 | 7 | 5.9 | 2 | 2 | 2 | 0 | 2 | 17 | 14.5 | |
| UT Arlington | 12/19/2022 | * | 35:51 | 4-13 | .308 | 3-9 | .333 | 0-0 | .000 | 1 | 6 | 7 | 6.0 | 4 | 3 | 3 | 0 | 2 | 11 | 14.2 | |
| Arizona St. | 12/21/2022 | * | 31:08 | 8-16 | .500 | 5-11 | .455 | 5-5 | 1.000 | 0 | 7 | 7 | 6.1 | 1 | 6 | 0 | 0 | 1 | 26 | 15.1 | |
| Hartford | 12/22/2022 | * | 28:19 | 2-8 | .250 | 0-3 | .000 | 5-6 | .833 | 0 | 4 | 4 | 5.9 | 2 | 2 | 3 | 0 | 2 | 9 | 14.7 | |
| at Santa Clara | 12/29/2022 | * | 37:13 | 8-15 | .533 | 3-10 | .300 | 4-4 | 1.000 | 0 | 2 | 2 | 5.7 | 2 | 2 | 2 | 0 | 5 | 23 | 15.2 | |
| San Diego | 12/31/2022 | * | 35:14 | 8-19 | .421 | 4-13 | .308 | 1-1 | 1.000 | 2 | 6 | 8 | 5.8 | 3 | 1 | 2 | 0 | 0 | 21 | 15.5 | |
| Gonzaga | 01/05/2023 | * | 34:41 | 6-15 | .400 | 4-8 | .500 | 1-2 | .500 | 2 | 7 | 9 | 6.0 | 4 | 2 | 2 | 0 | 0 | 17 | 15.6 | |
| at LMU (CA) | 01/07/2023 | * | 21:36 | 2-5 | .400 | 1-4 | .250 | 2-2 | 1.000 | 0 | 3 | 3 | 5.8 | 4 | 0 | 2 | 0 | 0 | 7 | 13.2 | |
| at Portland | 01/12/2023 | * | 37:42 | 7-16 | .438 | 4-10 | .400 | 7-8 | .875 | 1 | 6 | 7 | 5.9 | 2 | 3 | 3 | 0 | 3 | 25 | 15.7 | |
| Saint Mary's (CA) | 01/14/2023 | * | 34:05 | 1-11 | .091 | 1-7 | .143 | 3-5 | .600 | 0 | 3 | 3 | 5.8 | 3 | 3 | 2 | 0 | 3 | 6 | 15.2 | |
| Pacific | 01/19/2023 | * | 24:43 | 1-4 | .250 | 0-1 | .000 | 0-0 | .000 | 1 | 1 | 2 | 5.6 | 0 | 4 | 1 | 0 | 3 | 2 | 14.6 | |
| BYU | 01/21/2023 | * | 35:47 | 6-15 | .400 | 2-9 | .222 | 7-7 | 1.000 | 1 | 4 | 5 | 5.6 | 2 | 2 | 4 | 1 | 1 | 21 | 14.9 | |
| at San Diego | 01/28/2023 | * | 35:45 | 8-13 | .615 | 4-7 | .571 | 6-6 | 1.000 | 0 | 5 | 5 | 5.5 | 3 | 3 | 4 | 0 | 2 | 26 | 15.3 | |
| at Saint Mary's (CA) | 02/02/2023 | * | 38:53 | 5-14 | .357 | 1-5 | .200 | 5-5 | 1.000 | 1 | 4 | 5 | 5.5 | 4 | 1 | 2 | 0 | 2 | 16 | 15.4 | |
| Totals | | | 25 | 853:55 | 121-296 | .409 | 56-173 | .324 | 86-99 | .869 | 26 | 112 | 138 | 5.5 | 64 | 78 | 64 | 2 | 52 | 384 | 15.4 |

Player Averages

| Games Played | Minutes/game | Points/game | FG Pct | 3FG Pct | FT Pct | Rebounds/game | Assists/game | Turnovers/game | Assist/Turnover ratio | Steals/game | Blocks/game |
|--------------|--------------|-------------|--------|---------|--------|---------------|--------------|----------------|-----------------------|-------------|-------------|
| 25 | 34.2 | 15.4 | 40.9 | 32.4 | 86.9 | 5.5 | 3.1 | 2.6 | 1.2 | 2.1 | 0.1 |



FAST FIVE...

- 1) Khalil, and his brother, Shadeed (who also attended Rainier Beach), have totaled five state championships, which is the most in state history between brothers.
- 2) His name means "Friend" in Arabic - he has friend tattooed on his neck.
- 3) Says his favorite movie is the animated feature Boss Baby
- 4) If he could travel anywhere he would want to go to Santorini, Greece.
- 5) Loves photography, shoes and tattoos. Hopes to one day cover most of his body in tattoos.

GERLUFSEN ON SHABAZZ...

CAREER YEAR-BY-YEAR STATISTICS (*at Central Washington)

| Year | GP | GS | Min | Avg | FG | FGA | Pct | 3FG | 3FGA | Pct | FT | FTA | Pct | Off | Def | Tot | Avg | PF | F0 | Ast | TO | Blk | Stl | Pts | Avg |
|------------------|-----------|-----------|-------------|-------------|------------|------------|-------------|------------|------------|-------------|------------|------------|-------------|-----------|------------|------------|------------|------------|----------|-----------|-----------|----------|------------|------------|-------------|
| *2017-18 | 26 | 24 | 728 | 28.0 | 136 | 304 | .447 | 41 | 98 | .418 | 86 | 110 | .782 | 26 | 107 | 133 | 5.1 | 68 | 0 | 84 | 62 | 0 | 60 | 399 | 15.3 |
| 2019-20 | 34 | 2 | 712 | 20.9 | 116 | 279 | .416 | 63 | 170 | .371 | 63 | 83 | .759 | 21 | 81 | 102 | 3.0 | 83 | 3 | 49 | 40 | 1 | 56 | 358 | 10.5 |
| 2020-21 | 25 | 25 | 745 | 29.8 | 127 | 347 | .366 | 62 | 189 | .328 | 59 | 77 | .766 | 17 | 71 | 88 | 3.5 | 54 | 0 | 42 | 42 | 1 | 48 | 375 | 15.0 |
| TOTAL USF | 59 | 27 | 1456 | 24.7 | 243 | 626 | .388 | 125 | 359 | .348 | 122 | 160 | .763 | 38 | 152 | 190 | 3.2 | 137 | 3 | 91 | 82 | 2 | 104 | 733 | 12.4 |



TYRELL ROBERTS (Ty-rell Ro-berts)

Graduate Student • Guard • 5-11 • 175 • Sacramento, Calif. • Washington State

SEASON STATS

| PPG | RPG | APG | FG% | 3FG% | FT% |
|------|-----|-----|------|------|------|
| 15.2 | 3.2 | 2.2 | 44.7 | 40.0 | 82.9 |

LAST GAME at Saint Mary's (2/2/23)

| MIN | PTS | REBS | ASTS | BLKS | STLS |
|-----|-----|------|------|------|------|
| 38 | 6 | 3 | 0 | 0 | 3 |

Played in 36 of 37 contests while starting 31 games at Washington State in 2021-22... finished second on the team at 11.4 ppg... made 88 made three-pointers ranks 5th on the Cougs' single season list...went 49-for-53 (92.5%) from the line, setting the record for consecutive FT to start a career with 25 makes...his 92.5 FT% was a program record for a single season...in the NIT averaged - 14.3 ppg on a WSU NIT record 14-of-38 (36.8%) shooting from deep...named to the Pac-12 Winter Academic Honor

Career Honors

Season Highs:

| | | |
|-----------------------------|----|----------------------------------|
| Points | 30 | vs. BYU (1/21/23) |
| Minutes | 39 | 2x last vs. BYU (1/21/23) |
| Field Goals Made | 9 | at Fresno State (11/16/22) |
| Field Goal Attempts | 17 | vs. UT Arlington (12/19/22) |
| 3-Point Field Goals Made | 6 | at Portland (11/21/23) |
| 3-Point Field Goal Attempts | 10 | at Fresno State (11/16/22) |
| Free Throws Made | 14 | vs. BYU (1/21/23) |
| Free Throw Attempts | 16 | vs. BYU (1/21/23) |
| Rebounds | 7 | vs. Merrimack (12/7/22) |
| Assists | 7 | vs. Wichita State (11/22/22) |
| Blocks | 1 | at Davidson (11/25/22) |
| Steals | 3 | 2x last at Saint Mary's (2/2/23) |

Career Highs (at USF)

| | | |
|-----------------------------|----|----------------------------------|
| Points | 30 | vs. BYU (1/21/23) |
| Minutes | 39 | 2x last vs. BYU (1/21/23) |
| Field Goals Made | 9 | at Fresno State (11/16/22) |
| Field Goal Attempts | 17 | vs. UT Arlington (12/19/22) |
| 3-Point Field Goals Made | 6 | at Portland (11/21/23) |
| 3-Point Field Goal Attempts | 10 | at Fresno State (11/16/22) |
| Free Throws Made | 14 | vs. BYU (1/21/23) |
| Free Throw Attempts | 16 | vs. BYU (1/21/23) |
| Rebounds | 7 | vs. Merrimack (12/7/22) |
| Assists | 7 | vs. Wichita State (11/22/22) |
| Blocks | 1 | at Davidson (11/25/22) |
| Steals | 3 | 2x last at Saint Mary's (2/2/23) |



2022-23 San Francisco Men's Basketball Individual Game-by-Game All games

Page 2/14
as of Feb 04, 2023

#1 ROBERTS, Tyrell

| Opponent | Date | GS | MIN | Total FG-FGA | PCT | 3-Point FG-FGA | PCT | Free throws FT-FTA | PCT | Rebounds OFF/DEF/TOT AVG | PF | A | TO | BLK | STL | PTS | AVG | | | | |
|----------------------|------------|----|-------|--------------|---------|----------------|--------|--------------------|-------|--------------------------|----|----|-----|-----|-----|-----|-----|----|------|------|------|
| Texas Southern | 11/07/2022 | * | 34:01 | 5-8 | .625 | 2-3 | .667 | 5-8 | .625 | 0 | 4 | 4 | 4.0 | 1 | 3 | 6 | 0 | 17 | 17.0 | | |
| Cal Poly | 11/10/2022 | * | 35:10 | 4-12 | .333 | 2-6 | .333 | 2-3 | .667 | 0 | 6 | 6 | 5.0 | 1 | 0 | 2 | 0 | 12 | 14.5 | | |
| UC Merced | 11/13/2022 | * | 32:07 | 4-7 | .571 | 2-4 | .500 | 0-0 | .000 | 0 | 4 | 4 | 4.7 | 1 | 3 | 1 | 0 | 2 | 10 | 13.0 | |
| at Fresno St. | 11/16/2022 | * | 37:44 | 9-16 | .563 | 4-10 | .400 | 0-0 | .000 | 0 | 3 | 3 | 4.3 | 3 | 2 | 1 | 0 | 3 | 22 | 15.3 | |
| vs UNI | 11/21/2022 | * | 32:52 | 4-8 | .500 | 2-4 | .500 | 1-2 | .500 | 0 | 2 | 2 | 3.8 | 1 | 1 | 0 | 0 | 0 | 11 | 14.4 | |
| vs Wichita St. | 11/22/2022 | * | 37:23 | 5-12 | .417 | 2-8 | .250 | 1-1 | 1.000 | 0 | 6 | 6 | 4.2 | 3 | 7 | 0 | 0 | 0 | 13 | 14.2 | |
| at Davidson | 11/25/2022 | * | 33:14 | 5-13 | .385 | 3-7 | .429 | 0-0 | .000 | 1 | 0 | 1 | 3.7 | 5 | 3 | 1 | 1 | 3 | 13 | 14.0 | |
| Little Rock | 11/30/2022 | * | 26:35 | 5-8 | .625 | 2-5 | .400 | 0-0 | .000 | 0 | 2 | 2 | 3.5 | 2 | 1 | 1 | 0 | 0 | 12 | 13.8 | |
| vs Utah St. | 12/04/2022 | * | 27:15 | 6-16 | .375 | 3-7 | .429 | 3-5 | .600 | 1 | 0 | 1 | 3.2 | 3 | 0 | 3 | 0 | 0 | 18 | 14.2 | |
| Merrimack | 12/07/2022 | * | 34:27 | 3-11 | .273 | 1-7 | .143 | 5-5 | 1.000 | 0 | 7 | 7 | 3.6 | 0 | 1 | 1 | 0 | 1 | 12 | 14.0 | |
| vs New Mexico | 12/12/2022 | * | 39:03 | 4-14 | .286 | 2-7 | .286 | 3-3 | 1.000 | 1 | 5 | 6 | 3.8 | 1 | 4 | 3 | 0 | 2 | 13 | 13.9 | |
| at UNLV | 12/17/2022 | * | 28:49 | 7-15 | .467 | 3-9 | .333 | 0-0 | .000 | 1 | 0 | 1 | 3.6 | 3 | 4 | 2 | 0 | 0 | 17 | 14.2 | |
| UT Arlington | 12/19/2022 | * | 38:48 | 8-17 | .471 | 5-8 | .625 | 3-3 | 1.000 | 0 | 2 | 2 | 3.5 | 2 | 3 | 1 | 0 | 2 | 24 | 14.9 | |
| Arizona St. | 12/21/2022 | * | 24:50 | 4-8 | .500 | 2-4 | .500 | 4-6 | .667 | 0 | 6 | 6 | 3.6 | 3 | 2 | 2 | 0 | 1 | 14 | 14.9 | |
| Hartford | 12/22/2022 | * | 31:04 | 3-7 | .429 | 2-5 | .400 | 2-2 | 1.000 | 0 | 3 | 3 | 3.6 | 1 | 3 | 0 | 0 | 2 | 10 | 14.5 | |
| at Santa Clara | 12/29/2022 | * | 36:38 | 3-8 | .375 | 1-3 | .333 | 6-7 | .857 | 0 | 0 | 0 | 3.4 | 2 | 1 | 1 | 0 | 0 | 13 | 14.4 | |
| San Diego | 12/31/2022 | * | 35:57 | 5-12 | .417 | 1-5 | .200 | 0-1 | .000 | 1 | 2 | 3 | 3.4 | 0 | 2 | 1 | 0 | 0 | 11 | 14.2 | |
| Gonzaga | 01/05/2023 | * | 35:38 | 6-11 | .545 | 2-4 | .500 | 4-4 | 1.000 | 2 | 3 | 5 | 3.4 | 3 | 2 | 4 | 0 | 1 | 18 | 14.4 | |
| at LMU (CA) | 01/07/2023 | * | 36:09 | 7-16 | .438 | 3-9 | .333 | 4-4 | 1.000 | 0 | 1 | 1 | 3.3 | 2 | 1 | 0 | 0 | 2 | 21 | 14.8 | |
| at Portland | 01/12/2023 | * | 28:58 | 7-10 | .700 | 6-9 | .667 | 4-4 | 1.000 | 0 | 1 | 1 | 3.2 | 3 | 2 | 1 | 0 | 2 | 24 | 15.3 | |
| Saint Mary's (CA) | 01/14/2023 | * | 39:47 | 4-12 | .333 | 2-5 | .400 | 0-0 | .000 | 0 | 6 | 6 | 3.3 | 1 | 1 | 0 | 0 | 0 | 10 | 15.0 | |
| Pacific | 01/19/2023 | * | 34:51 | 5-8 | .625 | 3-5 | .600 | 0-0 | .000 | 0 | 2 | 2 | 3.3 | 1 | 4 | 2 | 0 | 0 | 13 | 14.9 | |
| BYU | 01/21/2023 | * | 39:01 | 6-12 | .500 | 4-8 | .500 | 14-16 | .875 | 1 | 3 | 4 | 3.3 | 0 | 1 | 0 | 0 | 1 | 30 | 15.6 | |
| at San Diego | 01/28/2023 | * | 37:04 | 5-13 | .385 | 3-9 | .333 | 2-2 | 1.000 | 0 | 4 | 4 | 3.3 | 4 | 4 | 0 | 0 | 2 | 15 | 15.5 | |
| at Saint Mary's (CA) | 02/02/2023 | * | 37:43 | 3-9 | .333 | 0-3 | .000 | 0-0 | .000 | 0 | 3 | 3 | 3.3 | 3 | 0 | 1 | 0 | 3 | 6 | 15.2 | |
| Totals | | | 25 | 855:08 | 127-283 | .449 | 62-154 | .403 | 63-76 | .829 | 8 | 75 | 83 | 33 | 49 | 55 | 34 | 1 | 31 | 379 | 15.2 |

Player Averages

| Games Played | Minutes/game | Points/game | FG Pct | 3FG Pct | FT Pct | Rebounds/game | Assists/game | Turnovers/game | Assist/Turnover ratio | Steals/game | Blocks/game |
|--------------|--------------|-------------|--------|---------|--------|---------------|--------------|----------------|-----------------------|-------------|-------------|
| 25 | 34.2 | 15.2 | 44.9 | 40.3 | 82.9 | 3.3 | 2.2 | 1.4 | 1.6 | 1.2 | 0.0 |



FAST FIVE...

GERLUFSEN ON ROBERTS...

CAREER YEAR-BY-YEAR STATISTICS



JULIAN RISHWAIN

Junior • Guard • 6-5 • 190 • Los Angeles, Calif. • Notre Dame HS • Boston College

SEASON STATS

| PPG | RPG | APG | FG% | 3FG% | FT% |
|-----|-----|-----|------|------|------|
| 5.0 | 2.4 | 0.9 | 26.9 | 24.3 | 70.6 |

LAST GAME at Saint Mary's (2/2/23)

| MIN | PTS | REBS | ASTS | BLKS | STLS |
|-----|-----|------|------|------|------|
| -- | -- | -- | -- | -- | -- |

Played in 34 games in 2021-22...averaged 7.4 points per game...shot 43 percent from behind the arc (55-128)...Third on the team in made three-pointers (55)... shot 44 percent overall from the field (80-182)...Recorded his season high in points twice with 20 against Pepperdine (1/22/22) and Gonzaga (3/7/22)...Recorded double digit scoring performances in 11 games...Averaged 3.0 rebounds per game with a total of 102 boards...Early in the season led the country in three-point field goal percentage (minimum 25 attempted)

Career Honors

Season Highs:

| | | |
|-----------------------------|----|------------------------------|
| Points | 18 | at Loyola Marymount (1/7/23) |
| Minutes | 31 | at Loyola Marymount (1/7/23) |
| Field Goals Made | 7 | at Loyola Marymount (1/7/23) |
| Field Goal Attempts | 12 | at Loyola Marymount (1/7/23) |
| 3-Point Field Goals Made | 4 | at Loyola Marymount (1/7/23) |
| 3-Point Field Goal Attempts | 7 | vs. Northern Iowa (11/21/22) |
| Free Throws Made | 4 | vs. Utah State (12/4/22) |
| Free Throw Attempts | 5 | vs. Little Rock (11/30/22) |
| Rebounds | 6 | at Loyola Marymount (1/7/23) |
| Assists | 3 | vs. UC Merced (11/13/22) |
| Blocks | 1 | vs. UC Merced (11/13/22) |
| Steals | 3 | vs. Cal Poly (11/10/22) |

Career Highs (*Boston College)

| | | |
|-----------------------------|----|---------------------------------|
| Pts. | 25 | at BYU (2/25/21) |
| Minutes | 31 | at Loyola Marymount (1/7/23) |
| FGs Made | 8 | at BYU (2/25/21) |
| Field Goal Attempts | 13 | at BYU (2/25/21) |
| 3-Point Field Goals Made | 5 | 1/22/22 at Pepperdine |
| 3-Point Field Goal Attempts | 9 | 2x, last at BYU (2/25/21) |
| Free Throws Made | 5 | at Cal Poly (12/4/20) |
| Free Throw Attempts | 7 | at Cal Poly (12/4/20) |
| Rebounds | *7 | Georgia Tech (01/11/20) |
| Assists | *4 | at Miami (01/12/20) |
| Blocks | 1 | 3x, last vs. San Diego (3/4/21) |
| Steals | *3 | Wake Forest (11/06/19) |



2022-23 San Francisco Men's Basketball
Individual Game-by-Game
All games

Page 3/14
as of Feb 04, 2023

#2 RISHWAIN, Julian

| 2022-23 Roshwin, Julian | | | | | | | | | | | | | | | | | | | | | | |
|-------------------------|------------|----|-------|--------|--------|----------|------------|--------|-------|-------------|-----|-----|----------|-----|----|----|---|----|-----|-----|-----|-----|
| Opponent | Date | GS | MIN | Total | | | 3-Pointers | | | Free throws | | | Rebounds | | | PF | A | TO | BLK | STL | PTS | AVG |
| | | | | FG-FGA | PCT | 3FG-3FGA | PCT | FT-FTA | PCT | OFF | DEF | TOT | AVG | | | | | | | | | |
| Texas Southern | 11/07/2022 | * | 22:11 | 1-5 | .200 | 1-3 | .333 | 2-2 | 1.000 | 1 | 3 | 4 | 4.0 | 3 | 3 | 2 | 0 | 0 | 5 | 5.0 | | |
| Cal Poly | 11/10/2022 | * | 26:21 | 1-7 | .143 | 0-4 | .000 | 3-3 | 1.000 | 0 | 1 | 1 | 2.5 | 1 | 1 | 1 | 0 | 3 | 5.0 | | | |
| UC Merced | 11/13/2022 | * | 19:42 | 0-6 | .000 | 0-5 | .000 | 0-0 | .000 | 0 | 2 | 2 | 2.3 | 2 | 3 | 0 | 1 | 0 | 0 | 3.3 | | |
| at Fresno St. | 11/16/2022 | * | 17:19 | 1-4 | .250 | 0-3 | .000 | 1-2 | .500 | 0 | 0 | 0 | 1.8 | 0 | 1 | 0 | 0 | 0 | 3.3 | | | |
| vs UNI | 11/21/2022 | * | 26:55 | 3-8 | .375 | 3-7 | .429 | 2-2 | 1.000 | 0 | 4 | 4 | 2.2 | 1 | 0 | 0 | 0 | 0 | 11 | 4.8 | | |
| vs Wichita St. | 11/22/2022 | * | 29:51 | 4-9 | .444 | 3-6 | .500 | 2-3 | .667 | 0 | 5 | 5 | 2.7 | 1 | 0 | 0 | 0 | 0 | 13 | 6.2 | | |
| at Davidson | 11/25/2022 | * | 27:07 | 1-6 | .167 | 1-5 | .200 | 2-4 | .500 | 1 | 3 | 4 | 2.9 | 0 | 0 | 1 | 0 | 1 | 5 | 6.0 | | |
| Little Rock | 11/30/2022 | * | 27:22 | 2-6 | .333 | 2-5 | .400 | 4-5 | .800 | 0 | 2 | 2 | 2.8 | 1 | 2 | 0 | 0 | 0 | 10 | 6.5 | | |
| vs Utah St. | 12/04/2022 | * | 21:57 | 0-5 | .000 | 0-3 | .000 | 4-4 | 1.000 | 2 | 1 | 3 | 2.8 | 2 | 0 | 1 | 0 | 0 | 4 | 6.2 | | |
| Merrimack | 12/07/2022 | * | 25:19 | 2-6 | .333 | 0-4 | .000 | 1-4 | .250 | 0 | 4 | 4 | 2.9 | 0 | 1 | 2 | 0 | 1 | 5 | 6.1 | | |
| vs New Mexico | 12/12/2022 | * | 13:57 | 0-3 | .000 | 0-2 | .000 | 0-0 | .000 | 0 | 1 | 1 | 2.7 | 0 | 0 | 0 | 0 | 1 | 0 | 5.5 | | |
| at UNLV | 12/17/2022 | * | 06:24 | 0-2 | .000 | 0-2 | .000 | 0-0 | .000 | 0 | 0 | 0 | 2.5 | 0 | 1 | 1 | 0 | 0 | 0 | 5.1 | | |
| UT Arlington | 12/19/2022 | * | 08:41 | 1-1 | 1.000 | 1-1 | 1.000 | 0-0 | .000 | 0 | 1 | 1 | 2.4 | 1 | 0 | 1 | 0 | 0 | 3 | 4.9 | | |
| Arizona St. | 12/21/2022 | * | 15:01 | 2-5 | .400 | 0-1 | .000 | 1-1 | 1.000 | 0 | 4 | 4 | 2.5 | 0 | 1 | 1 | 0 | 2 | 5 | 4.9 | | |
| Hartford | 12/22/2022 | * | 15:50 | 2-7 | .286 | 1-5 | .200 | 0-0 | .000 | 0 | 1 | 1 | 2.4 | 1 | 2 | 1 | 0 | 1 | 5 | 4.9 | | |
| at Santa Clara | 12/29/2022 | * | 10:20 | 0-4 | .000 | 0-2 | .000 | 0-0 | .000 | 1 | 0 | 1 | 2.3 | 0 | 0 | 2 | 0 | 0 | 0 | 4.6 | | |
| San Diego | 12/31/2022 | * | 21:29 | 1-4 | .250 | 1-4 | .250 | 1-2 | .500 | 0 | 0 | 0 | 2.2 | 3 | 1 | 2 | 0 | 1 | 4 | 4.6 | | |
| Gonzaga | 01/05/2023 | * | 11:33 | 1-3 | .333 | 1-2 | .500 | 0-0 | .000 | 0 | 2 | 2 | 2.2 | 1 | 0 | 0 | 0 | 0 | 3 | 4.5 | | |
| at LMU (CA) | 01/07/2023 | * | 30:17 | 7-12 | .583 | 4-6 | .667 | 0-0 | .000 | 2 | 4 | 6 | 2.4 | 2 | 2 | 1 | 0 | 2 | 18 | 5.2 | | |
| at Portland | 01/12/2023 | * | 19:57 | 0-5 | .000 | 0-4 | .000 | 1-2 | .500 | 1 | 1 | 2 | 2.4 | 2 | 0 | 2 | 0 | 1 | 1 | 5.0 | | |
| Totals | | | 11 | 397:34 | 29-108 | .269 | 18-74 | .243 | 24-34 | .706 | 8 | 39 | 47 | 2.4 | 21 | 18 | 1 | 14 | 100 | 5.0 | | |

Player Averages

| Games Played | Minutes/game | Points/game | FG Pct | 3FG Pct | FT Pct | Rebounds/game | Assists/game | Turnovers/game | Assist/Turnover ratio | Steals/game | Blocks/game |
|--------------|--------------|-------------|--------|---------|--------|---------------|--------------|----------------|-----------------------|-------------|-------------|
| 20 | 19.9 | 5.0 | 26.9 | 24.3 | 70.6 | 2.4 | 0.9 | 0.9 | 1.0 | 0.7 | 0.1 |



FAST FIVE...

- 1) Born November 16, 2000
- 2) Says if he wasn't playing basketball he would be a professional video game player.
- 3) Favorite television show: Entourage
- 4) Favorite musical artist/song: Future
- 5) Favorite food: Mexican cuisine

GERLUFSEN ON RISHWAIN...

CAREER YEAR-BY-YEAR STATISTICS

| Year | GP | GS | Min | Avg | FG | FGA | Pct | 3FG | 3FGA | Pct | FT | FTA | Pct | Off | Def | Tot | Avg | PF | FO | Ast | TO | Blk | Stl | Pts | Avg |
|-------------|----|----|-----|------|----|-----|------|-----|------|------|----|-----|------|-----|-----|-----|-----|----|----|-----|----|-----|-----|-----|-----|
| *2019-20 | 30 | 3 | 448 | 14.9 | 38 | 121 | .314 | 30 | 90 | .333 | 14 | 24 | .583 | 5 | 53 | 58 | 1.9 | 42 | 1 | 28 | 36 | 3 | 19 | 120 | 4.0 |
| 2020-21 | 23 | 0 | 385 | 16.7 | 57 | 128 | .445 | 33 | 90 | .367 | 34 | 42 | .810 | 15 | 53 | 68 | 3.0 | 46 | 1 | 8 | 17 | 3 | 17 | 181 | 7.9 |
| TOTAL USF23 | 0 | | 385 | 16.7 | 57 | 128 | .445 | 33 | 90 | .367 | 34 | 42 | .810 | 15 | 53 | 68 | 3.0 | 46 | 1 | 8 | 17 | 3 | 17 | 181 | 7.9 |



ISAIAH HAWTHORNE

R-Sophomore • Forward • 6-8 • 205 • Tracy, Calif. • Tracy HS

SEASON STATS

| PPG | RPG | APG | FG% | 3FG% | FT% |
|-----|-----|-----|------|------|------|
| 6.8 | 3.2 | 0.9 | 50.4 | 39.7 | 71.9 |

LAST GAME at Saint Mary's (2/2/23)

| MIN | PTS | REBS | ASTS | BLKS | STLS |
|-----|-----|------|------|------|------|
| 28 | 10 | 2 | 1 | 1 | 0 |

Played in 7 games in 2021-22...recorded a total of 7 points, 4 rebounds, 3 assist and 2 blocks Scored a season-high 4 points on 2-of-3 from the field in USF's 83-67 win over Morgan State (11/22/21)...also grabbed a season-high 2 rebounds...Registered a season-high 9 minutes in USF's 111-78 win over Academy of Art (12/28/21)

Career Honors:

Season Highs:

| | | |
|-----------------------------|----|-------------------------------------|
| Points | 20 | vs. Hartford (12/22/22) |
| Minutes | 31 | at Portland (11/22/22) |
| Field Goals Made | 7 | vs. No. 25 Arizona State (12/21/22) |
| Field Goal Attempts | 12 | vs. No. 25 Arizona State (12/21/22) |
| 3-Point Field Goals Made | 5 | vs. Hartford (12/22/22) |
| 3-Point Field Goal Attempts | 6 | vs. Hartford (12/22/22) |
| Free Throws Made | 3 | vs. Hartford (12/22/22) |
| Free Throw Attempts | 5 | vs. UNLV (12/17/22) |
| Rebounds | 8 | vs. Hartford (12/22/22) |
| Assists | 2 | vs. San Diego (12/31/22) |
| Blocks | 3 | vs. No. 9/10 Gonzaga (1/5/23) |
| Steals | 2 | vs. No. 9/10 Gonzaga (1/5/23) |

Career Highs

| | | |
|-----------------------------|----|----|
| Points | -- | -- |
| Minutes | -- | -- |
| Field Goals Made | -- | -- |
| Field Goal Attempts | -- | -- |
| 3-Point Field Goals Made | -- | -- |
| 3-Point Field Goal Attempts | -- | -- |
| Free Throws Made | -- | -- |
| Free Throw Attempts | -- | -- |
| Rebounds | -- | -- |
| Assists | -- | -- |
| Blocks | -- | -- |
| Steals | -- | -- |



2022-23 San Francisco Men's Basketball Individual Game-by-Game All games

Page 4/14
as of Feb 04, 2023

#3 HAWTHORNE, Isaiah

| Opponent | Date | GS | MIN | Total | | 3-Pointers | | Free throws | | Rebounds | | | PF | A | TO | BLK | STL | PTS | AVG | | |
|----------------------|------------|----|-------|--------|--------|------------|-------|-------------|-------|----------|-----|-----|-----|-----|----|-----|-----|-----|------|-----|-----|
| | | | | FG-FGA | PCT | 3FG-3FGA | PCT | FT-FTA | PCT | OFF | DEF | TOT | | | | | | | | | |
| Texas Southern | 11/07/2022 | | 17:18 | 4-6 | .667 | 2-4 | .500 | 0-2 | .000 | 1 | 5 | 6 | 3.0 | 3 | 0 | 1 | 0 | 10 | 10.0 | | |
| Cal Poly | 11/10/2022 | | 05:02 | 0-0 | .000 | 0-0 | .000 | 0-0 | .000 | 0 | 0 | 0 | 6.0 | 1 | 0 | 0 | 0 | 0 | 5.0 | | |
| UC Merced | 11/13/2022 | | 08:28 | 0-0 | .000 | 0-0 | .000 | 0-0 | .000 | 1 | 0 | 1 | 2.3 | 1 | 1 | 0 | 0 | 0 | 3.3 | | |
| at Fresno St. | 11/16/2022 | | 17:26 | 1-7 | .143 | 0-3 | .000 | 0-0 | .000 | 0 | 3 | 3 | 2.5 | 2 | 2 | 0 | 0 | 2 | 3.0 | | |
| at UNLV | 11/21/2022 | | 11:03 | 3-6 | .500 | 1-2 | .500 | 0-0 | .000 | 1 | 3 | 4 | 2.3 | 1 | 0 | 0 | 0 | 7 | 3.8 | | |
| vs Wichita St. | 11/22/2022 | | 13:15 | 3-4 | .750 | 2-3 | .667 | 0-0 | .000 | 1 | 0 | 1 | 2.5 | 2 | 0 | 1 | 0 | 8 | 4.5 | | |
| at Davidson | 11/25/2022 | | 13:13 | 2-3 | .667 | 1-2 | .500 | 0-0 | .000 | 0 | 0 | 0 | 2.1 | 1 | 1 | 1 | 1 | 5 | 4.6 | | |
| Little Rock | 11/30/2022 | | 21:50 | 5-9 | .556 | 2-4 | .500 | 0-0 | .000 | 0 | 5 | 5 | 2.5 | 4 | 1 | 1 | 1 | 12 | 5.5 | | |
| vs Utah St. | 12/04/2022 | | 09:06 | 0-0 | .000 | 0-0 | .000 | 0-0 | .000 | 0 | 1 | 1 | 2.3 | 5 | 0 | 2 | 0 | 0 | 4.9 | | |
| Merrimack | 12/07/2022 | | 08:52 | 0-0 | .000 | 0-0 | .000 | 2-2 | 1.000 | 1 | 0 | 1 | 2.2 | 1 | 0 | 1 | 1 | 2 | 4.6 | | |
| at New Mexico | 12/12/2022 | | 12:18 | 2-4 | .500 | 2-3 | .667 | 0-0 | .000 | 1 | 0 | 1 | 2 | 1 | 0 | 1 | 0 | 2 | 4.7 | | |
| at UNLV | 12/17/2022 | * | 26:48 | 2-8 | .250 | 0-3 | .000 | 3-5 | .600 | 1 | 1 | 2 | 2.1 | 1 | 1 | 0 | 1 | 7 | 4.9 | | |
| UT Arlington | 12/19/2022 | * | 12:45 | 0-2 | .000 | 0-1 | .000 | 0-0 | .000 | 3 | 3 | 6 | 2.4 | 4 | 0 | 2 | 0 | 1 | 0 | 4.5 | |
| Arizona St. | 12/21/2022 | * | 29:40 | 7-12 | .583 | 2-5 | .400 | 3-4 | .750 | 2 | 2 | 4 | 2.5 | 4 | 0 | 2 | 1 | 2 | 19 | 5.6 | |
| Hartford | 12/22/2022 | * | 28:44 | 6-9 | .667 | 5-6 | .833 | 3-3 | 1.000 | 3 | 5 | 8 | 2.9 | 2 | 0 | 2 | 0 | 20 | 6.5 | | |
| at Santa Clara | 12/29/2022 | * | 15:29 | 0-3 | .000 | 0-3 | .000 | 0-0 | .000 | 1 | 0 | 1 | 2.8 | 3 | 0 | 4 | 0 | 1 | 0 | 6.1 | |
| San Diego | 12/31/2022 | * | 25:03 | 2-5 | .400 | 0-3 | .000 | 2-2 | 1.000 | 1 | 1 | 2 | 2.7 | 3 | 2 | 1 | 0 | 1 | 6 | 6.1 | |
| Gonzaga | 01/05/2023 | * | 26:50 | 2-5 | .400 | 0-3 | .000 | 2-2 | 1.000 | 2 | 1 | 3 | 2.6 | 1 | 0 | 2 | 0 | 2 | 6 | 6.1 | |
| at LMU (CA) | 01/07/2023 | * | 16:59 | 2-2 | 1.000 | 0-0 | .000 | 0-0 | .000 | 1 | 3 | 4 | 2.8 | 2 | 1 | 1 | 0 | 1 | 4 | 6.0 | |
| at Portland | 01/12/2023 | * | 30:56 | 4-7 | .571 | 1-4 | .250 | 2-4 | .500 | 2 | 3 | 5 | 2.9 | 5 | 1 | 0 | 1 | 0 | 11 | 6.3 | |
| Saint Mary's (CA) | 01/14/2023 | * | 34:01 | 5-8 | .625 | 1-2 | .500 | 2-2 | 1.000 | 0 | 5 | 5 | 3.0 | 2 | 1 | 0 | 0 | 0 | 13 | 6.6 | |
| Pacific | 01/19/2023 | * | 31:01 | 2-6 | .333 | 2-4 | .500 | 0-0 | .000 | 1 | 4 | 5 | 3.1 | 2 | 3 | 1 | 2 | 0 | 6 | 6.5 | |
| BYU | 01/21/2023 | * | 26:01 | 3-4 | .750 | 2-2 | 1.000 | 2-2 | 1.000 | 1 | 4 | 5 | 3.2 | 3 | 2 | 3 | 1 | 0 | 10 | 6.7 | |
| at San Diego | 01/28/2023 | * | 33:02 | 3-5 | .600 | 0-0 | .000 | 0-2 | .000 | 1 | 5 | 6 | 3.3 | 5 | 2 | 0 | 0 | 2 | 6 | 6.7 | |
| at Saint Mary's (CA) | 02/02/2023 | * | 27:37 | 4-8 | .500 | 0-1 | .000 | 2-2 | 1.000 | 1 | 1 | 2 | 3.2 | 3 | 1 | 1 | 1 | 0 | 10 | 6.8 | |
| Totals | | | 14 | 502:44 | 62-123 | .504 | 23-58 | .397 | 23-32 | .719 | 26 | 55 | 81 | 3.2 | 61 | 23 | 29 | 13 | 16 | 170 | 6.8 |

Player Averages

| Games Played | Minutes/ game | Points/ game | FG Pct | 3FG Pct | FT Pct | Rebounds/ game | Assists/ game | Turnovers/ game | Assist/Turnover ratio | Steals/ game | Blocks/ game |
|--------------|---------------|--------------|--------|---------|--------|----------------|---------------|-----------------|-----------------------|--------------|--------------|
| 25 | 20.1 | 6.8 | 50.4 | 39.7 | 71.9 | 3.2 | 0.9 | 1.2 | 0.8 | 0.6 | 0.5 |



FAST FIVE...

- 1) Born August 28, 2001
- 2) Rated a three-star prospect according to Rivals.com and 247sports.com
- 3) Says that Mexican food is his favorite food
- 4) His favorite sport other than basketball is baseball and is a Giants fan.
- 5) Says the Jordan I's are his favorite shoes.

GERLUFSEN ON HAWTHORNE...

CAREER YEAR-BY-YEAR STATISTICS

| Year | GP | GS | Min | Avg | FG | FGA | Pct | 3FG | 3FGA | Pct | FT | FTA | Pct | Off | Def | Tot | Avg | PF | FO | Ast | TO | Blk | Stl | Pts | Avg |
|--------------|-----------|----------|------------|------------|-----------|-----------|-------------|----------|-----------|-------------|----------|----------|-------------|----------|-----------|-----------|------------|-----------|----------|----------|-----------|----------|----------|-----------|------------|
| 2020-21 | 17 | 0 | 121 | 7.1 | 11 | 38 | .289 | 4 | 25 | .160 | 7 | 8 | .875 | 7 | 15 | 22 | 1.3 | 17 | 0 | 2 | 13 | 1 | 3 | 33 | 1.9 |
| 2021-22 | | | | | | | | | | | | | | | | | | | | | | | | | |
| TOTAL | 17 | 0 | 121 | 7.1 | 11 | 38 | .289 | 4 | 25 | .160 | 7 | 8 | .875 | 7 | 15 | 22 | 1.3 | 17 | 0 | 2 | 13 | 1 | 3 | 33 | 1.9 |



SABA GIGIBERIA (Gee-gee-bear-ee-uh)

Sophomore • Center • 7-2 • 248 • Tbilisi, Georgia • Georgia Tech

SEASON STATS

| PPG | RPG | APG | FG% | 3FG% | FT% |
|-----|-----|-----|------|------|------|
| 4.6 | 3.1 | 0.7 | 53.8 | 25.0 | 61.3 |

LAST GAME at Saint Mary's (2/2/23)

| MIN | PTS | REBS | ASTS | BLKS | STLS |
|-----|-----|------|------|------|------|
| 1 | 0 | 0 | 0 | 0 | 0 |

Saw action in 15 games, averaging 7.8 minutes, 2.5 points and 2.3 rebounds at Georgia Tech in 2021-22...Received first career start against Wake Forest (1/19), scoring career-high eight points, career-high 16:47 court time...Followed with eight points in six minutes against Clayton State...Notched six points and six rebounds at Duke in 14:06 minutes, four points and four rebounds at UNC in 14:01, his previous long stints

Career Honors:

Season Highs:

| | | |
|-----------------------------|----|-------------------------------------|
| Points | 16 | vs. Hartford (12/22/22) |
| Minutes | 19 | vs. Cal Poly (11/10/22) |
| Field Goals Made | 6 | vs. Hartford (12/22/22) |
| Field Goal Attempts | 8 | vs. Hartford (12/22/22) |
| 3-Point Field Goals Made | 2 | vs. Hartford (12/22/22) |
| 3-Point Field Goal Attempts | 2 | vs. Hartford (12/22/22) |
| Free Throws Made | 3 | at UNLV (12/17/22) |
| Free Throw Attempts | 4 | vs. No. 25 Arizona State (12/21/22) |
| Rebounds | 8 | vs. Cal Poly (11/10/22) |
| Assists | 3 | vs. No. 25 Arizona State (12/21/22) |
| Blocks | 3 | vs. Cal Poly (11/10/22) |
| Steals | 2 | 2x last vs. BYU (1/21/23) |

Career Highs (at USF)

| | | |
|-----------------------------|----|-------------------------------------|
| Points | 16 | vs. Hartford (12/22/22) |
| Minutes | 19 | vs. Cal Poly (11/10/22) |
| Field Goals Made | 6 | vs. Hartford (12/22/22) |
| Field Goal Attempts | 8 | vs. Hartford (12/22/22) |
| 3-Point Field Goals Made | 2 | vs. Hartford (12/22/22) |
| 3-Point Field Goal Attempts | 2 | vs. Hartford (12/22/22) |
| Free Throws Made | 3 | at UNLV (12/17/22) |
| Free Throw Attempts | 4 | vs. No. 25 Arizona State (12/21/22) |
| Rebounds | 8 | vs. Cal Poly (11/10/22) |
| Assists | 3 | vs. No. 25 Arizona State (12/21/22) |
| Blocks | 3 | vs. Cal Poly (11/10/22) |
| Steals | 2 | 2x last vs. BYU (1/21/23) |



2022-23 San Francisco Men's Basketball
Individual Game-by-Game
All games

Page 5/14
as of Feb 04, 2023

#5 GIGIBERIA, Saba

| Opponent | Date | GS | MIN | FG-FGA | PCT | 3FG-3FGA | PCT | FT-FTA | PCT | Rebounds | PF | A | TO | BLK | STL | PTS | AVG | | | |
|----------------------|--------------|----|--------|--------|-------|----------|-------|--------|-------|----------|----|----|-----|-----|-----|-----|-----|-----|-----|-----|
| Texas Southern | 11/07/2022 * | | 11:32 | 2-3 | .667 | 0-1 | .000 | 2-2 | 1.000 | 1 | 4 | 5 | 5.0 | 2 | 0 | 1 | 6 | 6.0 | | |
| Cal Poly | 11/10/2022 * | | 18:46 | 2-4 | .500 | 0-1 | .000 | 2-2 | 1.000 | 3 | 5 | 8 | 6.5 | 4 | 1 | 5 | 3 | 2 | 6 | 6.0 |
| UC Merced | 11/13/2022 * | | 13:33 | 3-6 | .500 | 0-1 | .000 | 0-0 | .000 | 1 | 2 | 3 | 5.3 | 1 | 1 | 3 | 0 | 1 | 6 | 6.0 |
| at Fresno St. | 11/16/2022 * | | 07:54 | 1-3 | .333 | 1-1 | 1.000 | 0-0 | .000 | 2 | 2 | 4 | 5.0 | 1 | 0 | 1 | 1 | 0 | 3 | 5.3 |
| vs UNI | 11/21/2022 * | | 06:47 | 1-3 | .333 | 0-1 | .000 | 0-0 | .000 | 0 | 1 | 1 | 4.2 | 3 | 1 | 0 | 0 | 1 | 2 | 4.6 |
| vs Wichita St. | 11/22/2022 * | | 12:18 | 1-4 | .250 | 0-1 | .000 | 1-1 | 1.000 | 0 | 5 | 5 | 4.3 | 1 | 1 | 1 | 0 | 1 | 3 | 4.3 |
| at Davidson | 11/25/2022 * | | 09:18 | 2-4 | .500 | 0-0 | .000 | 0-0 | .000 | 2 | 3 | 5 | 4.4 | 2 | 1 | 0 | 2 | 1 | 4 | 4.3 |
| Little Rock | 11/30/2022 * | | 15:33 | 3-8 | .375 | 0-1 | .000 | 2-4 | .500 | 3 | 2 | 5 | 4.5 | 1 | 2 | 1 | 1 | 1 | 8 | 4.8 |
| vs Utah St. | 12/04/2022 * | | 16:56 | 3-6 | .500 | 0-2 | .000 | 2-3 | .667 | 0 | 4 | 4 | 4.4 | 1 | 1 | 2 | 1 | 0 | 8 | 5.1 |
| Merrimack | 12/07/2022 * | | 04:34 | 2-2 | 1.000 | 0-0 | .000 | 0-0 | .000 | 0 | 2 | 2 | 4.2 | 2 | 0 | 2 | 1 | 0 | 4 | 5.0 |
| vs New Mexico | 12/12/2022 * | | 08:05 | 1-1 | 1.000 | 0-0 | .000 | 0-1 | .000 | 1 | 0 | 1 | 3.9 | 2 | 0 | 3 | 0 | 0 | 2 | 4.7 |
| at UNLV | 12/17/2022 * | | 10:22 | 4-5 | .800 | 0-0 | .000 | 3-3 | 1.000 | 3 | 0 | 3 | 3.8 | 3 | 0 | 1 | 0 | 1 | 11 | 5.3 |
| UT Arlington | 12/19/2022 * | | 10:05 | 1-3 | .333 | 0-0 | .000 | 1-4 | .250 | 0 | 0 | 0 | 3.5 | 2 | 1 | 3 | 0 | 0 | 3 | 5.1 |
| Arizona St. | 12/21/2022 * | | 18:10 | 1-2 | .500 | 0-0 | .000 | 1-4 | .250 | 0 | 3 | 3 | 3.5 | 4 | 3 | 2 | 2 | 1 | 3 | 4.9 |
| Hartford | 12/22/2022 * | | 15:43 | 6-8 | .750 | 2-2 | 1.000 | 2-2 | 1.000 | 2 | 5 | 7 | 3.7 | 2 | 2 | 1 | 0 | 16 | 5.7 | |
| at Santa Clara | 12/29/2022 * | | 08:01 | 0-1 | .000 | 0-0 | .000 | 2-2 | 1.000 | 0 | 1 | 1 | 3.6 | 2 | 1 | 1 | 0 | 0 | 2 | 5.4 |
| San Diego | 12/31/2022 * | | 03:49 | 0-0 | .000 | 0-0 | .000 | 1-2 | .500 | 0 | 1 | 1 | 3.4 | 0 | 0 | 0 | 0 | 0 | 1 | 5.2 |
| Gonzaga | 01/05/2023 * | | 07:05 | 1-2 | .500 | 0-0 | .000 | 0-0 | .000 | 0 | 2 | 2 | 3.3 | 0 | 1 | 0 | 1 | 0 | 2 | 5.0 |
| at LMU (CA) | 01/07/2023 * | | 15:05 | 4-6 | .667 | 0-1 | .000 | 0-0 | .000 | 0 | 3 | 3 | 3.3 | 3 | 0 | 4 | 1 | 1 | 8 | 5.2 |
| Pacific | 01/19/2023 * | | 10:07 | 2-4 | .500 | 0-0 | .000 | 0-0 | .000 | 1 | 4 | 5 | 3.4 | 0 | 1 | 4 | 1 | 0 | 4 | 5.1 |
| BYU | 01/21/2023 * | | 06:47 | 1-1 | 1.000 | 0-0 | .000 | 0-0 | .000 | 1 | 2 | 3 | 3.4 | 1 | 0 | 2 | 1 | 2 | 2 | 5.0 |
| at San Diego | 01/28/2023 * | | 02:35 | 1-2 | .500 | 0-0 | .000 | 0-1 | .000 | 1 | 0 | 1 | 3.3 | 0 | 0 | 1 | 0 | 0 | 2 | 4.8 |
| at Saint Mary's (CA) | 02/02/2023 * | | 09:54 | 0-0 | .000 | 0-0 | .000 | 0-0 | .000 | 0 | 0 | 0 | 3.1 | 2 | 0 | 0 | 0 | 0 | 0 | 4.6 |
| Totals | | 12 | 233:59 | 42-78 | .538 | 3-12 | .250 | 19-31 | .613 | 21 | 51 | 72 | 3.1 | 39 | 17 | 39 | 16 | 13 | 106 | 4.6 |

Player Averages

| Games Played | Minutes/game | Points/game | FG Pct | 3FG Pct | FT Pct | Rebounds/game | Assists/game | Turnovers/game | Assist/Turnover ratio | Steals/game | Blocks/game |
|--------------|--------------|-------------|--------|---------|--------|---------------|--------------|----------------|-----------------------|-------------|-------------|
| 23 | 10.2 | 4.6 | 53.8 | 25.0 | 61.3 | 3.1 | 0.7 | 1.7 | 0.4 | 0.6 | 0.7 |



FAST FIVE...

GERLUFSEN ON GIGIBERIA...

CAREER YEAR-BY-YEAR STATISTICS

| Year | GP | GS | Min | Avg | FG | FGA | Pct | 3FG | 3FGA | Pct | FT | FTA | Pct | Off | Def | Tot | Avg | PF | FO | Ast | TO | Blk | Stl | Pts | Avg |
|------|----|----|-----|-----|----|-----|-----|-----|------|-----|----|-----|-----|-----|-----|-----|-----|----|----|-----|----|-----|-----|-----|-----|
|------|----|----|-----|-----|----|-----|-----|-----|------|-----|----|-----|-----|-----|-----|-----|-----|----|----|-----|----|-----|-----|-----|-----|



TONI ROČAK (Row-chak)

Graduate Student • Forward • 6-9 • 220 • Geneva, Switzerland • UC San Diego

SEASON STATS

| PPG | RPG | APG | FG% | 3FG% | FT% |
|-----|-----|-----|------|------|------|
| 1.7 | 1.4 | 0.5 | 36.0 | 20.0 | 38.9 |

LAST GAME at Saint Mary's (2/2/23)

| MIN | PTS | REBS | ASTS | BLKS | STLS |
|-----|-----|------|------|------|------|
| -- | -- | -- | -- | -- | -- |

Earned All-Big West Honorable Mention recognition...Led the Tritons in both scoring (15.1 points per game) and rebounding (6.5 per contest) for the second consecutive season...Recognized on the All-Triton Scholar Athlete Team...Named Big West Player of the Week twice (Jan.3 and Nov. 15)...Named UCSDTritons.com Athlete of the Week (Nov. 15)...Scored a career-high 34 points in UC San Diego's win over UC Santa Barbara (Dec. 30)

Career Honors:

Season Highs:

| | | |
|-----------------------------|----|---------------------------------|
| Points | 7 | vs. Cal Poly (11/10/22) |
| Minutes | 16 | at Loyola Marymount (1/7/23) |
| Field Goals Made | 3 | vs. Texas Southern (11/7/22) |
| Field Goal Attempts | 5 | vs. UC Merced (11/13/22) |
| 3-Point Field Goals Made | 1 | vs. Little Rock (11/30/22) |
| 3-Point Field Goal Attempts | 5 | x5 last vs. Hartford (12/22/22) |
| Free Throws Made | 3 | Cal Poly (11/10/22) |
| Free Throw Attempts | 6 | vs. Cal Poly (11/10/22) |
| Rebounds | 5 | vs. Utah State (12/4/22) |
| Assists | 3 | at Loyola Marymount (1/7/23) |
| Blocks | 1 | vs. Utah State (12/4/23) |
| Steals | 2 | vs. UC Merced (11/13/22) |

Career Highs (at USF)

| | | |
|-----------------------------|----|---------------------------------|
| Points | 7 | vs. Cal Poly (11/10/22) |
| Minutes | 16 | at Loyola Marymount (1/7/23) |
| Field Goals Made | 3 | vs. Texas Southern (11/7/22) |
| Field Goal Attempts | 5 | vs. UC Merced (11/13/22) |
| 3-Point Field Goals Made | 1 | vs. Little Rock (11/30/22) |
| 3-Point Field Goal Attempts | 5 | x5 last vs. Hartford (12/22/22) |
| Free Throws Made | 3 | Cal Poly (11/10/22) |
| Free Throw Attempts | 6 | vs. Cal Poly (11/10/22) |
| Rebounds | 5 | vs. Utah State (12/4/22) |
| Assists | 3 | at Loyola Marymount (1/7/23) |
| Blocks | 1 | vs. Utah State (12/4/23) |
| Steals | 2 | vs. UC Merced (11/13/22) |



2022-23 San Francisco Men's Basketball Individual Game-by-Game All games

Page 6/14
as of Feb 04, 2023

#10 ROČAK, Toni

| 2022-2023 Totals | | | | | | | | | | | | | | | | | | | | |
|-------------------|------------|----|--------|--------------|-------|----------|-------|-----------|------|----------------------|-----|----|------|-----|-----|-----|-----|-----|----|-----|
| Opponent | Date | GS | MIN | Total FG-FGA | PCT | 3FG-3FGA | PCT | Free-FTAs | PCT | Rebounds OFF DEF TOT | AVG | PF | A TO | BLK | STL | PTS | AVG | | | |
| Texas Southern | 11/07/2022 | | 15:29 | 3-3 | 1.000 | 0-0 | .000 | 1-2 | .500 | 1 | 2 | 3 | 3.0 | 3 | 1 | 1 | 7 | 7.0 | | |
| Cal Poly | 11/10/2022 | | 11:26 | 2-3 | .667 | 0-0 | .000 | 3-6 | .500 | 0 | 1 | 1 | 2.0 | 4 | 0 | 2 | 0 | 7.0 | | |
| UC Merced | 11/13/2022 | | 12:54 | 1-5 | .200 | 0-1 | .000 | 1-2 | .500 | 1 | 1 | 2 | 2.0 | 1 | 0 | 2 | 3 | 5.7 | | |
| at Fresno St. | 11/16/2022 | | 11:50 | 0-1 | .000 | 0-1 | .000 | 0-2 | .000 | 2 | 2 | 4 | 2.5 | 0 | 1 | 2 | 0 | 4.3 | | |
| vs UNI | 11/21/2022 | | 10:13 | 0-2 | .000 | 0-0 | .000 | 0-0 | .000 | 1 | 1 | 2 | 2.4 | 0 | 1 | 0 | 1 | 3.4 | | |
| at Davidson | 11/25/2022 | | 10:10 | 0-3 | .000 | 0-1 | .000 | 1-2 | .500 | 1 | 2 | 3 | 2.5 | 1 | 0 | 1 | 0 | 3.0 | | |
| Little Rock | 11/30/2022 | | 10:10 | 2-2 | 1.000 | 1-1 | 1.000 | 1-2 | .500 | 1 | 0 | 1 | 2.3 | 2 | 1 | 1 | 0 | 6.3 | | |
| vs Utah St. | 12/04/2022 | | 12:50 | 0-0 | .000 | 0-0 | .000 | 0-2 | .000 | 1 | 4 | 5 | 2.6 | 1 | 1 | 2 | 1 | 3.0 | | |
| Merrimack | 12/07/2022 | | 03:11 | 0-0 | .000 | 0-0 | .000 | 0-0 | .000 | 0 | 0 | 0 | 2.3 | 1 | 0 | 2 | 0 | 2.7 | | |
| vs New Mexico | 12/12/2022 | | 01:06 | 0-1 | .000 | 0-0 | .000 | 0-0 | .000 | 0 | 0 | 2 | 1.0 | 0 | 0 | 0 | 0 | 2.4 | | |
| UT Arlington | 12/19/2022 | | 02:25 | 0-0 | .000 | 0-0 | .000 | 0-0 | .000 | 0 | 0 | 0 | 1.9 | 0 | 0 | 2 | 0 | 2.2 | | |
| Hartford | 12/22/2022 | | 03:14 | 0-1 | .000 | 0-1 | .000 | 0-0 | .000 | 0 | 0 | 0 | 1.8 | 1 | 0 | 1 | 0 | 2.0 | | |
| San Diego | 12/31/2022 | | 01:57 | 0-1 | .000 | 0-0 | .000 | 0-0 | .000 | 0 | 0 | 0 | 1.6 | 0 | 0 | 0 | 0 | 1.8 | | |
| at LMU (CA) | 01/07/2023 | | 14:59 | 1-2 | .500 | 0-0 | .000 | 0-0 | .000 | 0 | 0 | 0 | 1.5 | 0 | 3 | 0 | 0 | 1.9 | | |
| Saint Mary's (CA) | 01/14/2023 | | 02:33 | 0-1 | .000 | 0-0 | .000 | 0-0 | .000 | 0 | 0 | 0 | 1.4 | 0 | 0 | 1 | 0 | 1.7 | | |
| Totals | | 0 | 124:27 | 9-25 | .360 | 1-5 | .200 | 7-18 | .389 | 8 | 13 | 21 | 1.4 | 14 | 8 | 19 | 3 | 5 | 26 | 1.7 |

Player Averages

| Games Played | Minutes/game | Points/game | FG Pct | 3FG Pct | FT Pct | Rebounds/game | Assists/game | Turnovers/game | Assist/Turnover ratio | Steals/game | Blocks/game |
|--------------|--------------|-------------|--------|---------|--------|---------------|--------------|----------------|-----------------------|-------------|-------------|
| 15 | 8.3 | 1.7 | 36.0 | 20.0 | 38.9 | 1.4 | 0.5 | 1.3 | 0.4 | 0.3 | 0.2 |



FAST FIVE...

GERLUFSEN ON ROČAK...

CAREER YEAR-BY-YEAR STATISTICS

Year GP GS Min Avg FG FGA Pct 3FG 3FGA Pct FT FTA Pct Off Def Tot Avg PF FO Ast TO Blk Stl Pts Avg



JOSH KUNEN (Koo-nen)

Junior • Forward • 6-8 • 210 • Melbourne, Australia • Centre of Excellence

SEASON STATS

| PPG | RPG | APG | FG% | 3FG% | FT% |
|-----|-----|-----|------|------|------|
| 4.7 | 3.6 | 1.2 | 47.8 | 43.1 | 61.5 |

LAST GAME at Saint Mary's (2/2/23)

| MIN | PTS | REBS | ASTS | BLKS | STLS |
|------|-----|------|------|------|------|
| 32:1 | 2 | 4 | 1 | 1 | 1 |

Played in 34 games, started in 2 games in 2021-22...averaged 4.3 points per game...received his first start of the year in the semifinal round of the WCC Tournament...Shot 30 percent from behind the arc (25-82)...shot 40 percent overall from the field (49-121)...Averaged 3.3 rebounds per game with a total of 113 rebounds...recorded a total of 27 assists...Recorded a season high in minutes played in a game (33) against Towson

Career Honors

Season Highs:

| | | |
|-----------------------------|----|------------------------------|
| Points | 15 | vs. Wichita State (11/21/22) |
| Minutes | 33 | vs. Wichita State (11/21/22) |
| Field Goals Made | 5 | vs. Wichita State (11/21/22) |
| Field Goal Attempts | 7 | vs. Cal Poly (11/10/22) |
| 3-Point Field Goals Made | 5 | vs. Wichita State (11/21/22) |
| 3-Point Field Goal Attempts | 6 | at Fresno State (11/16/22) |
| Free Throws Made | 2 | vs. UC Merced (11/13/22) |
| Free Throw Attempts | 3 | vs. Cal Poly (11/10/22) |
| Rebounds | 7 | vs. Wichita State (11/21/22) |
| Assists | 4 | vs. UC Merced (11/13/22) |
| Blocks | 2 | at Loyola Marymount (1/7/23) |
| Steals | 2 | at Santa Clara (12/29/22) |

Career Highs

| | | |
|-----------------------------|----|----|
| Points | -- | -- |
| Minutes | -- | -- |
| Field Goals Made | -- | -- |
| Field Goal Attempts | -- | -- |
| 3-Point Field Goals Made | -- | -- |
| 3-Point Field Goal Attempts | -- | -- |
| Free Throws Made | -- | -- |
| Free Throw Attempts | -- | -- |
| Rebounds | -- | -- |
| Assists | -- | -- |
| Blocks | -- | -- |
| Steals | -- | -- |



2022-23 San Francisco Men's Basketball Individual Game-by-Game All games

Page 7/14
as of Feb 04, 2023

#11 KUNEN, Josh

| 21 KOREN, JOSH | | | | | | | | | | | | | | | | | | | | | |
|----------------------|------------|----|-------|--------|-------|------------|-------|-------------|-------|----------|-----|-----|-----|-----|----|-----|-----|-----|-----|-----|-----|
| Opponent | Date | GS | MIN | Total | | 3-Pointers | | Free throws | | Rebounds | | | PF | A | TO | BLK | STL | PTS | AVG | | |
| | | | | FG-FGA | PCT | 3FG-3FGA | PCT | FT-FTA | PCT | OFF | DEF | TOT | | | | | | | | | |
| Texas Southern | 11/07/2022 | * | 21:08 | 2-2 | 1.000 | 1-1 | 1.000 | 0-0 | .000 | 1 | 6 | 7 | 7.0 | 3 | 0 | 2 | 0 | 5 | 5.0 | | |
| Cal Poly | 11/10/2022 | * | 24:31 | 3-7 | .429 | 0-2 | .000 | 2-3 | .667 | 2 | 3 | 5 | 6.0 | 2 | 0 | 1 | 0 | 8 | 6.5 | | |
| UC Merced | 11/13/2022 | * | 19:32 | 3-5 | .600 | 2-4 | .500 | 2-2 | 1.000 | 3 | 2 | 5 | 5.7 | 1 | 4 | 0 | 0 | 1 | 10 | 7.7 | |
| at Fresno St. | 11/16/2022 | * | 11:50 | 1-6 | .167 | 1-6 | .167 | 0-0 | .000 | 1 | 2 | 3 | 5.0 | 5 | 0 | 1 | 2 | 0 | 3 | 6.5 | |
| vs UNI | 11/21/2022 | * | 21:37 | 1-4 | .250 | 0-2 | .000 | 0-0 | .000 | 0 | 4 | 4 | 4.8 | 1 | 2 | 2 | 0 | 1 | 2 | 5.6 | |
| vs Wichita St. | 11/22/2022 | * | 32:52 | 5-6 | .833 | 5-5 | 1.000 | 0-2 | .000 | 1 | 6 | 7 | 5.2 | 0 | 0 | 1 | 0 | 0 | 15 | 7.2 | |
| at Davidson | 11/25/2022 | * | 27:19 | 3-5 | .600 | 1-2 | .500 | 0-0 | .000 | 3 | 3 | 6 | 5.3 | 4 | 0 | 2 | 0 | 0 | 7 | 7.1 | |
| Little Rock | 11/30/2022 | * | 13:21 | 1-2 | .500 | 1-2 | .500 | 0-0 | .000 | 0 | 3 | 3 | 5.0 | 0 | 2 | 4 | 1 | 0 | 3 | 6.6 | |
| vs Utah St. | 12/04/2022 | * | 16:26 | 1-2 | .500 | 0-0 | .000 | 0-0 | .000 | 0 | 2 | 2 | 4.7 | 1 | 0 | 0 | 0 | 0 | 2 | 6.1 | |
| Merrimack | 12/07/2022 | * | 19:31 | 1-3 | .333 | 0-0 | .000 | 0-0 | .000 | 1 | 1 | 2 | 4.4 | 2 | 0 | 1 | 0 | 0 | 2 | 5.7 | |
| vs New Mexico | 12/12/2022 | * | 09:53 | 1-1 | 1.000 | 1-1 | 1.000 | 0-0 | .000 | 0 | 0 | 0 | 4.0 | 2 | 0 | 1 | 0 | 0 | 3 | 5.5 | |
| at UNLV | 12/17/2022 | * | 18:13 | 1-2 | .500 | 1-2 | .500 | 0-0 | .000 | 0 | 1 | 1 | 3.8 | 1 | 0 | 0 | 0 | 0 | 3 | 5.3 | |
| UT Arlington | 12/19/2022 | * | 25:30 | 1-4 | .250 | 0-2 | .000 | 0-0 | .000 | 0 | 2 | 2 | 3.6 | 0 | 3 | 0 | 0 | 2 | 2 | 5.0 | |
| Arizona St. | 12/21/2022 | * | 24:38 | 1-3 | .333 | 1-2 | .500 | 0-0 | .000 | 1 | 5 | 6 | 3.8 | 3 | 2 | 1 | 0 | 1 | 3 | 4.9 | |
| Hartford | 12/22/2022 | * | 21:55 | 3-6 | .500 | 1-4 | .250 | 0-0 | .000 | 0 | 5 | 5 | 3.9 | 0 | 0 | 0 | 0 | 0 | 7 | 5.0 | |
| at Santa Clara | 12/29/2022 | * | 26:32 | 0-6 | .000 | 0-3 | .000 | 0-0 | .000 | 0 | 3 | 3 | 3.8 | 4 | 3 | 1 | 0 | 2 | 0 | 4.7 | |
| San Diego | 12/31/2022 | * | 12:13 | 0-0 | .000 | 0-0 | .000 | 0-0 | .000 | 0 | 1 | 1 | 3.6 | 3 | 1 | 1 | 0 | 0 | 0 | 4.4 | |
| Gonzaga | 01/05/2023 | * | 27:52 | 3-4 | .750 | 2-2 | 1.000 | 1-2 | .500 | 1 | 5 | 6 | 3.8 | 2 | 0 | 2 | 1 | 0 | 9 | 4.7 | |
| at LMU (CA) | 01/07/2023 | * | 25:44 | 1-4 | .250 | 0-2 | .000 | 0-0 | .000 | 0 | 2 | 2 | 3.7 | 2 | 1 | 2 | 2 | 0 | 2 | 4.5 | |
| at Portland | 01/12/2023 | * | 21:17 | 4-6 | .667 | 2-3 | .667 | 0-0 | .000 | 1 | 2 | 3 | 3.7 | 3 | 2 | 2 | 0 | 1 | 10 | 4.8 | |
| Saint Mary's (CA) | 01/14/2023 | * | 13:51 | 1-3 | .333 | 0-1 | .000 | 0-0 | .000 | 1 | 1 | 2 | 3.6 | 0 | 3 | 1 | 1 | 0 | 2 | 4.7 | |
| Pacific | 01/19/2023 | * | 16:17 | 5-5 | 1.000 | 3-3 | 1.000 | 0-0 | .000 | 1 | 5 | 6 | 3.7 | 5 | 3 | 1 | 0 | 0 | 13 | 5.0 | |
| BYU | 01/21/2023 | * | 26:13 | 1-3 | .333 | 0-1 | .000 | 1-2 | .500 | 1 | 3 | 4 | 3.7 | 4 | 3 | 2 | 0 | 0 | 3 | 5.0 | |
| at San Diego | 01/28/2023 | * | 12:12 | 1-1 | 1.000 | 0-0 | .000 | 0-0 | .000 | 1 | 0 | 1 | 3.6 | 2 | 1 | 2 | 0 | 0 | 2 | 4.8 | |
| at Saint Mary's (CA) | 02/02/2023 | * | 21:36 | 0-2 | .000 | 0-1 | .000 | 2-2 | 1.000 | 0 | 4 | 4 | 3.6 | 3 | 1 | 1 | 1 | 1 | 2 | 4.7 | |
| Totals | | | 23 | 512:04 | 44-92 | .478 | 22-51 | .431 | 8-13 | .615 | 19 | 71 | 90 | 3.6 | 53 | 31 | 31 | 8 | 9 | 118 | 4.7 |

Player Averages

| Games Played | Minutes/game | Points/game | FG Pct | 3FG Pct | FT Pct | Rebounds/game | Assists/game | Turnovers/game | Assist/Turnover ratio | Steals/game | Blocks/game |
|--------------|--------------|-------------|--------|---------|--------|---------------|--------------|----------------|-----------------------|-------------|-------------|
| 25 | 20.5 | 4.7 | 47.8 | 43.1 | 61.5 | 3.6 | 1.2 | 1.2 | 1.0 | 0.4 | 0.3 |



FAST FIVE...

GERLUFSEN ON KUNEN...

CAREER YEAR-BY-YEAR STATISTICS

| Year | GP | GS | Min | Avg | FG | FGA | Pct | FG | FGA | Pct | FT | FTA | Pct | Off | Def | Tot | Avg | PF | FO | Ast | TO | Blk | Stl | Pts | Avg |
|------|----|----|-----|-----|----|-----|-----|----|-----|-----|----|-----|-----|-----|-----|-----|-----|----|----|-----|----|-----|-----|-----|-----|
|------|----|----|-----|-----|----|-----|-----|----|-----|-----|----|-----|-----|-----|-----|-----|-----|----|----|-----|----|-----|-----|-----|-----|



JUSTIN BIEKER (BEE-kerr)

R-Freshman • Guard • 6-5 • 180 • Portland, Ore. • Jesuit HS

SEASON STATS (19-20)

| PPG | RPG | APG | FG% | 3FG% | FT% |
|-----|-----|-----|------|------|------|
| 1.1 | 0.6 | 0.1 | 50.0 | 33.3 | 66.7 |

LAST GAME at Saint Mary's (2/2/23)

| MIN | PTS | REBS | ASTS | BLKS | STLS |
|-----|-----|------|------|------|------|
| 1 | 0 | 0 | 0 | 0 | 0 |

Played in 10 games in 2021-22...recorded a total of 8 points, 7 rebounds and 2 assists...Scored a season-high 3 points in USF's 111-78 win over Academy of Art (12/18/21)...hit the three-pointer that broke the single game program record for most three-pointers as a team (20)...also tied his season-highs of 2 rebounds and 1 assist, set a season-high with 1 steal

Career Honors:

Season Highs:

| | | |
|-----------------------------|----|-------------------------------------|
| Points | 5 | vs. San Diego (12/31/22) |
| Minutes | 14 | at UNLV (12/17/22) |
| Field Goals Made | 2 | vs. UT Arlington (12/19/22) |
| Field Goal Attempts | 3 | vs. UT Arlington (12/19/22) |
| 3-Point Field Goals Made | 1 | vs. UT Arlington (12/19/22) |
| 3-Point Field Goal Attempts | 1 | 3x last vs. San Diego (12/31/22) |
| Free Throws Made | 3 | vs. San Diego (12/31/22) |
| Free Throw Attempts | 4 | vs. San Diego (12/31/22) |
| Rebounds | 2 | at UNLV (12/17/22) |
| Assists | 1 | vs. No. 25 Arizona State (12/21/22) |
| Blocks | -- | -- |
| Steals | 1 | vs. UT Arlington (12/19/22) |

Career Highs

| | | |
|-----------------------------|----|----|
| Points | -- | -- |
| Minutes | -- | -- |
| Field Goals Made | -- | -- |
| Field Goal Attempts | -- | -- |
| 3-Point Field Goals Made | -- | -- |
| 3-Point Field Goal Attempts | -- | -- |
| Free Throws Made | -- | -- |
| Free Throw Attempts | -- | -- |
| Rebounds | -- | -- |
| Assists | -- | -- |
| Blocks | -- | -- |
| Steals | -- | -- |



2022-23 San Francisco Men's Basketball Individual Game-by-Game All games

Page 8/14
as of Feb 04, 2023

#12 BIEKER, Justin

| Opponent | Date | GS | MIN | Total | | 3-Pointers | | Free throws | | Rebounds | | | PF | A TO | BLK | STL | PTS | AVG | | |
|----------------------|------------|----|-------|-------|-------|------------|-------|-------------|-------|----------|-----|-----|----|------|-----|-----|-----|-----|-----|-----|
| | | | | FG | PCT | 3FG | PCT | FT | PCT | OFF | DEF | TOT | | | | | | | | |
| UC Merced | 11/13/2022 | | 01:57 | 0-0 | .000 | 0-0 | .000 | 0-0 | .000 | 0 | 0 | 0 | 0 | 0 | 0 | 0 | 0 | 0.0 | | |
| at Davidson | 11/25/2022 | | 00:23 | 0-0 | .000 | 0-0 | .000 | 0-0 | .000 | 0 | 0 | 0 | 0 | 0 | 0 | 0 | 0 | 0.0 | | |
| Little Rock | 11/30/2022 | | 01:54 | 0-1 | .000 | 0-1 | .000 | 0-0 | .000 | 1 | 0 | 1 | 0 | 0 | 0 | 0 | 0 | 0.0 | | |
| vs Utah St. | 12/04/2022 | | 08:09 | 0-0 | .000 | 0-0 | .000 | 0-0 | .000 | 0 | 0 | 0 | 0 | 0 | 0 | 0 | 0 | 0.0 | | |
| at UNLV | 12/17/2022 | | 13:04 | 0-1 | .000 | 0-0 | .000 | 0-0 | .000 | 0 | 1 | 2 | 0 | 0 | 0 | 0 | 1 | 0.0 | | |
| UT Arlington | 12/19/2022 | | 09:07 | 2-3 | .667 | 1-1 | 1.000 | 0-1 | .000 | 0 | 0 | 0 | 0 | 0 | 0 | 0 | 1 | 5 | 0.8 | |
| Arizona St. | 12/21/2022 | | 06:54 | 1-1 | 1.000 | 0-0 | .000 | 1-3 | .333 | 0 | 1 | 1 | 0 | 0 | 0 | 0 | 3 | 1.1 | | |
| Hartford | 12/22/2022 | | 07:26 | 0-0 | .000 | 0-0 | .000 | 2-2 | 1.000 | 0 | 1 | 1 | 0 | 0 | 0 | 0 | 0 | 2 | 1.3 | |
| at Santa Clara | 12/29/2022 | | 00:45 | 0-0 | .000 | 0-0 | .000 | 0-0 | .000 | 0 | 0 | 0 | 0 | 0 | 0 | 0 | 0 | 0 | 1.1 | |
| San Diego | 12/31/2022 | | 10:41 | 1-2 | .500 | 0-1 | .000 | 3-4 | .750 | 0 | 0 | 0 | 0 | 0 | 0 | 0 | 5 | 1.5 | | |
| at Portland | 01/12/2023 | | 03:06 | 0-0 | .000 | 0-0 | .000 | 0-0 | .000 | 0 | 1 | 1 | 0 | 0 | 0 | 0 | 0 | 1.4 | | |
| Saint Mary's (CA) | 01/14/2023 | | 09:42 | 0-0 | .000 | 0-0 | .000 | 0-0 | .000 | 0 | 0 | 0 | 0 | 0 | 0 | 0 | 0 | 1.3 | | |
| Pacific | 01/19/2023 | | 11:55 | 0-0 | .000 | 0-0 | .000 | 0-0 | .000 | 0 | 1 | 2 | 3 | 0 | 0 | 0 | 1 | 0 | 1.2 | |
| at San Diego | 01/28/2023 | | 00:38 | 0-0 | .000 | 0-0 | .000 | 2-2 | 1.000 | 0 | 0 | 0 | 0 | 0 | 0 | 0 | 2 | 1.2 | | |
| at Saint Mary's (CA) | 02/02/2023 | | 00:38 | 0-0 | .000 | 0-0 | .000 | 0-0 | .000 | 0 | 0 | 0 | 0 | 0 | 0 | 0 | 0 | 0 | 1.1 | |
| Totals | | | 0 | 86:20 | 4-8 | .500 | 1-3 | .333 | 8-12 | .667 | 3 | 6 | 9 | 0.6 | 6 | 2 | 1 | 4 | 17 | 1.1 |

Player Averages

| Games Played | Minutes/ game | Points/ game | FG Pct | 3FG Pct | FT Pct | Rebounds/ game | Assists/ game | Turnovers/ game | Assist/Turnover ratio | Steals/ game | Blocks/ game |
|--------------|---------------|--------------|--------|---------|--------|----------------|---------------|-----------------|-----------------------|--------------|--------------|
| 15 | 5.8 | 1.1 | 50.0 | 33.3 | 66.7 | 0.6 | 0.1 | 0.1 | 2.0 | 0.3 | 0.0 |



FAST FIVE...

- 1) Born August 23, 2000
- 2) Parents are Neil and Jacqui.
- 3) From Portland, Ore., but also lived in Australia and Singapore. His mother is an Australian citizen.
- 4) His favorite basketball player is Devin Booker
- 5) Says Kanye West is his favorite musical artist.

GERLUFSEN ON BIEKER...

CAREER YEAR-BY-YEAR STATISTICS

| Year | GP | GS | Min | Avg | FG | FGA | Pct | 3FG | 3FGA | Pct | FT | FTA | Pct | Off | Def | Tot | Avg | PF | FO | Ast | TO | Blk | Stl | Pts | Avg |
|------|----|----|-----|-----|----|-----|-----|-----|------|-----|----|-----|-----|-----|-----|-----|-----|----|----|-----|----|-----|-----|-----|-----|
|------|----|----|-----|-----|----|-----|-----|-----|------|-----|----|-----|-----|-----|-----|-----|-----|----|----|-----|----|-----|-----|-----|-----|



Zane MEEKS

Junior • Forward • 6-9 • 220 • Prairie Village, Kan. • Nevada

SEASON STATS

| PPG | RPG | APG | FG% | 3FG% | FT% |
|------|-----|-----|------|------|------|
| 12.3 | 5.8 | 0.9 | 48.6 | 32.2 | 78.7 |

LAST GAME at Saint Mary's (2/2/23)

| MIN | PTS | REBS | ASTS | BLKS | STLS |
|-----|-----|------|------|------|------|
| 18 | 6 | 2 | 0 | 0 | 0 |

Played in 27 games.... Averaged 14.0 minutes per contest with 5.0 points per game, 2.3 rebounds per game and 0.7 assists per game...Made his USF debut against LIU (11/9/21) by tallying 6 points on 2-of-6 from the floor...also grabbed one offensive rebound in nine minutes played against the Sharks...Shot 32 percent from behind-the-arc (32-100)...shot 35 percent overall from the field (45-128)...Recorded a season-high of 15 points in USF's 67-66 win at Arizona State (12/19/21)...finished 5-of-7 from the field and 5-of-6 from distance...also added 5 rebounds, 2 steals and 1 block

Career Honors:

Season Highs:

| | | |
|-----------------------------|----|-------------------------------------|
| Points | 20 | at Fresno State (11/16/22) |
| Minutes | 30 | at UNLV (12/17/22) |
| Field Goals Made | 8 | at Santa Clara (12/29/22) |
| Field Goal Attempts | 15 | at Fresno State (11/16/22) |
| 3-Point Field Goals Made | 3 | vs. No. 25 Arizona State (12/21/22) |
| 3-Point Field Goal Attempts | 7 | at Davidson (11/25/22) |
| Free Throws Made | 5 | vs. Texas Southern (11/7/22) |
| Free Throw Attempts | 6 | nvs. North Iowa (11/21/22) |
| Rebounds | 17 | at UNLV (12/17/22) |
| Assists | 4 | vs. Merrimack (12/7/22) |
| Blocks | 2 | vs. Wichita State (11/22/22) |
| Steals | 1 | 3x last at Portland (11/22/22) |

Career Highs (at USF)

| | | |
|-----------------------------|----|------------------------------|
| Points | 20 | at Fresno State (11/16/22) |
| Minutes | 30 | at UNLV (12/17/22) |
| Field Goals Made | 8 | at Santa Clara (12/29/22) |
| Field Goal Attempts | 15 | at Fresno State (11/16/22) |
| 3-Point Field Goals Made | 5 | 12/19/21 vs. Arizona State |
| 3-Point Field Goal Attempts | 7 | at Davidson (11/25/22) |
| Free Throws Made | 5 | vs. Texas Southern (11/7/22) |
| Free Throw Attempts | 6 | nvs. North Iowa (11/21/22) |
| Rebounds | 17 | at UNLV (12/17/22) |
| Assists | 4 | vs. Merrimack (12/7/22) |
| Blocks | 2 | vs. Wichita State (11/22/22) |
| Steals | 2 | 12/19/21 vs. Arizona State |



2022-23 San Francisco Men's Basketball
Individual Game-by-Game
All games

Page 9/14
as of Feb 04, 2023

#15 MEEKS, Zane

| Opponent | Date | GS | MIN | Total | | 3-Pointers | | Free throws | | Rebounds | | | | PF | A | TO | BLK | STL | PTS | AVG | |
|----------------------|------------|----|-------|--------|---------|------------|-------|-------------|-------|----------|-----|-----|-----|-----|----|----|-----|-----|-----|------|------|
| | | | | FG-FGA | PCT | 3FG-3FGA | PCT | FT-FTA | PCT | OFF | DEF | TOT | AVG | | | | | | | | |
| Texas Southern | 11/07/2022 | | 18:59 | 5-9 | .556 | 1-4 | .250 | 5-6 | .833 | 2 | 4 | 6 | 6.0 | 2 | 0 | 0 | 0 | 0 | 16 | 16.0 | |
| Cal Poly | 11/10/2022 | | 22:16 | 0-5 | .000 | 0-4 | .000 | 3-4 | .750 | 0 | 3 | 3 | 4.5 | 2 | 0 | 1 | 2 | 0 | 3 | 9.5 | |
| UC Merced | 11/13/2022 | | 18:32 | 4-12 | .333 | 1-5 | .200 | 0-1 | .000 | 4 | 5 | 9 | 6.0 | 1 | 0 | 1 | 0 | 0 | 9 | 9.9 | |
| at Fresno St. | 11/16/2022 | | 27:05 | 8-15 | .533 | 1-5 | .200 | 3-3 | 1.000 | 4 | 6 | 10 | 7.0 | 3 | 1 | 3 | 2 | 0 | 20 | 12.0 | |
| vs UNI | 11/21/2022 | | 29:29 | 3-12 | .250 | 2-7 | .286 | 4-6 | .667 | 2 | 9 | 11 | 7.8 | 3 | 0 | 0 | 1 | 0 | 12 | 12.0 | |
| vs Wichita St. | 11/22/2022 | | 27:42 | 3-10 | .300 | 0-4 | .000 | 2-2 | 1.000 | 3 | 3 | 6 | 7.5 | 3 | 3 | 3 | 2 | 0 | 8 | 11.3 | |
| at Davidson | 11/25/2022 | | 16:48 | 4-8 | .500 | 3-7 | .429 | 2-4 | .500 | 2 | 0 | 2 | 6.7 | 3 | 1 | 1 | 1 | 0 | 13 | 11.6 | |
| Little Rock | 11/30/2022 | | 14:35 | 4-5 | .800 | 2-3 | .667 | 4-4 | 1.000 | 1 | 3 | 4 | 6.4 | 3 | 1 | 1 | 0 | 1 | 14 | 11.9 | |
| vs Utah St. | 12/04/2022 | | 21:28 | 5-9 | .556 | 1-4 | .250 | 0-0 | .000 | 2 | 2 | 4 | 6.1 | 0 | 0 | 0 | 0 | 0 | 11 | 11.8 | |
| Merrimack | 12/07/2022 | * | 21:06 | 4-6 | .667 | 1-3 | .333 | 3-3 | 1.000 | 3 | 3 | 6 | 6.1 | 4 | 4 | 2 | 0 | 0 | 12 | 11.8 | |
| vs New Mexico | 12/12/2022 | | 28:43 | 2-8 | .250 | 1-6 | .167 | 0-0 | .000 | 1 | 2 | 3 | 5.8 | 2 | 0 | 1 | 0 | 0 | 5 | 11.2 | |
| at UNLV | 12/17/2022 | * | 29:38 | 8-10 | .800 | 1-3 | .333 | 0-2 | .000 | 6 | 11 | 17 | 6.8 | 2 | 2 | 3 | 0 | 1 | 17 | 11.7 | |
| UT Arlington | 12/19/2022 | * | 24:13 | 4-8 | .500 | 3-6 | .500 | 2-2 | 1.000 | 0 | 3 | 3 | 6.5 | 2 | 0 | 2 | 0 | 0 | 13 | 11.8 | |
| Arizona St. | 12/21/2022 | | 15:28 | 3-4 | .750 | 3-4 | .750 | 0-0 | .000 | 1 | 5 | 6 | 6.4 | 2 | 0 | 0 | 0 | 0 | 9 | 11.6 | |
| at Santa Clara | 12/29/2022 | | 26:32 | 8-12 | .667 | 2-3 | .667 | 0-0 | .000 | 5 | 5 | 10 | 6.7 | 3 | 1 | 1 | 0 | 0 | 18 | 12.0 | |
| San Diego | 12/31/2022 | * | 22:45 | 4-9 | .444 | 2-4 | .500 | 2-3 | .667 | 4 | 4 | 8 | 6.8 | 4 | 1 | 2 | 0 | 0 | 12 | 12.0 | |
| Gonzaga | 01/05/2023 | * | 25:53 | 5-14 | .357 | 1-4 | .250 | 3-3 | 1.000 | 3 | 4 | 7 | 6.8 | 1 | 1 | 4 | 0 | 0 | 14 | 12.1 | |
| at Portland | 01/12/2023 | | 25:18 | 4-10 | .400 | 0-2 | .000 | 1-2 | .500 | 2 | 1 | 3 | 6.6 | 2 | 0 | 1 | 0 | 0 | 9 | 11.9 | |
| Saint Mary's (CA) | 01/14/2023 | * | 31:25 | 6-10 | .600 | 2-4 | .500 | 3-3 | 1.000 | 2 | 6 | 8 | 6.6 | 0 | 0 | 5 | 0 | 0 | 17 | 12.2 | |
| Pacific | 01/19/2023 | * | 12:42 | 6-11 | .545 | 1-3 | .333 | 4-4 | 1.000 | 0 | 0 | 0 | 6.3 | 2 | 0 | 0 | 0 | 0 | 17 | 12.5 | |
| BYU | 01/21/2023 | * | 20:27 | 5-9 | .556 | 3-7 | .429 | 0-0 | .000 | 1 | 3 | 4 | 6.2 | 3 | 1 | 1 | 0 | 0 | 13 | 12.5 | |
| at San Diego | 01/28/2023 | * | 21:46 | 7-10 | .700 | 0-1 | .000 | 1-3 | .333 | 0 | 2 | 2 | 6.0 | 1 | 4 | 1 | 0 | 0 | 15 | 12.6 | |
| at Saint Mary's (CA) | 02/02/2023 | * | 17:45 | 0-4 | .000 | 0-3 | .000 | 6-6 | 1.000 | 2 | 0 | 2 | 5.8 | 4 | 0 | 2 | 0 | 0 | 6 | 12.3 | |
| Totals | | | 10 | 520:34 | 102-210 | .486 | 31-96 | .323 | 48-61 | .787 | 50 | 84 | 134 | 5.8 | 52 | 21 | 36 | 8 | 3 | 283 | 12.3 |

Player Averages

| Games Played | Minutes/game | Points/game | FG Pct | 3FG Pct | FT Pct | Rebounds/game | Assists/game | Turnovers/game | Assist/Turnover ratio | Steals/game | Blocks/game |
|--------------|--------------|-------------|--------|---------|--------|---------------|--------------|----------------|-----------------------|-------------|-------------|
| 23 | 22.6 | 12.3 | 48.6 | 32.3 | 78.7 | 5.8 | 0.9 | 1.6 | 0.6 | 0.1 | 0.3 |




FAST FIVE...

GERLUFSEN ON MEEKS...

CAREER YEAR-BY-YEAR STATISTICS

| Year | GP | GS | Min | Avg | FG | FGA | Pct | 3FG | 3FGA | Pct | FT | FTA | Pct | Off | Def | Tot | Avg | PF | FO | Ast | TO | Blk | Stl | Pts | Avg |
|------|----|----|-----|-----|----|-----|-----|-----|------|-----|----|-----|-----|-----|-----|-----|-----|----|----|-----|----|-----|-----|-----|-----|
|------|----|----|-----|-----|----|-----|-----|-----|------|-----|----|-----|-----|-----|-----|-----|-----|----|----|-----|----|-----|-----|-----|-----|



NDEWEDO NEWBURY (Dway-doh New-berry)

Sophomore • Forward • 6-7 • 238 • London, England • The Loomis Chaffee School

SEASON STATS

| PPG | RPG | APG | FG% | 3FG% | FT% |
|-----|-----|-----|------|------|------|
| 6.0 | 4.3 | 1.3 | 50.0 | 50.0 | 83.3 |

LAST GAME at Saint Mary's (2/2/23)

| MIN | PTS | REBS | ASTS | BLKS | STLS |
|-----|-----|------|------|------|------|
| 20 | 2 | 1 | 0 | 0 | 1 |

Played in 11 total games averaging 2.1 minutes per game...Made his USF debut with 6 points in 4 minutes played in USF's 98-64 season-opening win over LIU (11/9/21)...also tallied season-highs in rebounds (2), assists (1) and free throws (4-of-4) against the Sharks...Also scored 4 points in USF's 105-61 win over Pepperdine (2/10/22)... registered a season-high 2 blocks in the victory

Career Honors:

Season Highs:

| | | |
|-----------------------------|----|--------------------------------|
| Points | 13 | at San Diego (1/28/23) |
| Minutes | 30 | at San Diego (1/28/23) |
| Field Goals Made | 4 | at San Diego (1/28/23) |
| Field Goal Attempts | 8 | vs. Pacific (1/19/23) |
| 3-Point Field Goals Made | 2 | vs. Pacific (1/19/23) |
| 3-Point Field Goal Attempts | 4 | vs. Pacific (1/19/23) |
| Free Throws Made | 4 | at San Diego (1/28/23) |
| Free Throw Attempts | 4 | at San Diego (1/28/23) |
| Rebounds | 11 | vs. Pacific (1/19/23) |
| Assists | 2 | 2x last at San Diego (1/28/23) |
| Blocks | -- | -- |
| Steals | 1 | at Saint Mary's (2/2/23) |

Career Highs:

| | | |
|-----------------------------|----|----------------------------------|
| Points | 13 | at San Diego (1/28/23) |
| Minutes | 30 | at San Diego (1/28/23) |
| Field Goals Made | 4 | at San Diego (1/28/23) |
| Field Goal Attempts | 8 | vs. Pacific (1/19/23) |
| 3-Point Field Goals Made | 2 | vs. Pacific (1/19/23) |
| 3-Point Field Goal Attempts | 4 | vs. Pacific (1/19/23) |
| Free Throws Made | 4 | 2x at San Diego (1/28/23) |
| Free Throw Attempts | 4 | 2x last at San Diego (1/28/23) |
| Rebounds | 11 | vs. Pacific (1/19/23) |
| Assists | 2 | 2x last at San Diego (1/28/23) |
| Blocks | 2 | vs. Pepperdine (2/10/22) |
| Steals | 1 | 2x last at Saint Mary's (2/2/23) |



2022-23 San Francisco Men's Basketball
Individual Game-by-Game
All games

Page 10/14
as of Feb 04, 2023

#21 NEWBURY, Ndewedo


| Opponent | Date | GS | MIN | FG-FGA | PCT | 3FG-3FGA | PCT | FT-FTA | PCT | OFF | DEF | TOT | AVG | PF | A | TO | BLK | STL | PTS | AVG |
|----------------------|------------|----|----------------|-------------|-------------|------------|-------------|------------|-------------|----------|-----------|-----------|------------|----------|----------|-----------|----------|----------|-----------|------------|
| Pacific | 01/19/2023 | | 26:43 | 3-8 | .375 | 2-4 | .500 | 1-2 | .500 | 0 | 11 | 11 | 11.0 | 1 | 2 | 4 | 0 | 0 | 9 | 9.0 |
| BYU | 01/21/2023 | | 11:17 | 0-2 | .000 | 0-0 | .000 | 0-0 | .000 | 0 | 0 | 0 | 5.5 | 2 | 1 | 2 | 0 | 0 | 0 | 4.5 |
| at San Diego | 01/28/2023 | | 30:26 | 4-4 | 1.000 | 1-1 | 1.000 | 4-4 | 1.000 | 1 | 4 | 5 | 5.3 | 2 | 2 | 3 | 1 | 2 | 13 | 7.3 |
| at Saint Mary's (CA) | 02/02/2023 | | 20:23 | 1-2 | .500 | 0-1 | .000 | 0-0 | .000 | 0 | 1 | 1 | 4.3 | 3 | 0 | 4 | 0 | 1 | 2 | 6.0 |
| Totals | | | 0 88:48 | 8-16 | .500 | 3-6 | .500 | 5-6 | .833 | 1 | 16 | 17 | 4.3 | 8 | 5 | 13 | 1 | 3 | 24 | 6.0 |

Player Averages


| Games Played | Minutes/ game | Points/ game | FG Pct | 3FG Pct | FT Pct | Rebounds/ game | Assists/ game | Turnovers/ game | Assist/Turnover ratio | Steals/ game | Blocks/ game |
|--------------|---------------|--------------|--------|---------|--------|----------------|---------------|-----------------|-----------------------|--------------|--------------|
| 4 | 22.2 | 6.0 | 50.0 | 50.0 | 83.3 | 4.3 | 1.3 | 3.3 | 0.4 | 0.8 | 0.3 |



FAST FIVE...



GERLUFSEN ON NEWBURY...



CAREER YEAR-BY-YEAR STATISTICS

| Year | GP | GS | Min | Avg | FG | FGA | Pct | 3FG | 3FGA | Pct | FT | FTA | Pct | Off | Def | Tot | Avg | PF | FO | Ast | TO | Blk | Stl | Pts | Avg |
|------|----|----|-----|-----|----|-----|-----|-----|------|-----|----|-----|-----|-----|-----|-----|-----|----|----|-----|----|-----|-----|-----|-----|
|------|----|----|-----|-----|----|-----|-----|-----|------|-----|----|-----|-----|-----|-----|-----|-----|----|----|-----|----|-----|-----|-----|-----|



BRYCE WHITAKER

Junior • Guard • 6-0 • 170 • Los Angeles, Calif. • Lamar Community College

SEASON STATS

| PPG | RPG | APG | FG% | 3FG% | FT% |
|-----|-----|-----|-----|------|-----|
| 0.0 | 0.0 | 0.0 | 0.0 | 0.0 | 0.0 |

LAST GAME at Saint Mary's (2/2/23)

| MIN | PTS | REBS | ASTS | BLKS | STLS |
|-----|-----|------|------|------|------|
| -- | -- | -- | -- | -- | -- |

Played in 2 total games in 2021-22...made his Division I debut in USF's season opener against LIU (11/9/21)...Scored his first basket as a Don by sinking 1-of-2 from the free throw line against LIU... also tallied two steals...Recorded a season-high 2 minutes played in USF's 104-71 road win at Pacific (2/21/22)

Career Honors:

Season Highs:

| | |
|-----------------------------|---------------------------|
| Points | -- |
| Minutes | 3 vs. Hartford (12/22/22) |
| Field Goals Made | -- |
| Field Goal Attempts | -- |
| 3-Point Field Goals Made | -- |
| 3-Point Field Goal Attempts | -- |
| Free Throws Made | -- |
| Free Throw Attempts | -- |
| Rebounds | -- |
| Assists | -- |
| Blocks | -- |
| Steals | -- |

Career Highs (at USF)

| | |
|-----------------------------|----|
| Points | -- |
| Minutes | -- |
| Field Goals Made | -- |
| Field Goal Attempts | -- |
| 3-Point Field Goals Made | -- |
| 3-Point Field Goal Attempts | -- |
| Free Throws Made | -- |
| Free Throw Attempts | -- |
| Rebounds | -- |
| Assists | -- |
| Blocks | -- |
| Steals | -- |



2022-23 San Francisco Men's Basketball
Individual Game-by-Game
All games

Page 11/14
as of Feb 04, 2023

#30 WHITAKER, Bryce


| Opponent | Date | GS | MIN | Total FG-FGA | PCT | 3FG-3FGA | PCT | Free throws FT-FTA | PCT | Rebounds OFF DEF TOT | AVG PF | A TO | BLK | STL | PTS | AVG |
|---------------|------------|----------|--------------|--------------|-------------|------------|-------------|--------------------|-------------|----------------------|----------|----------|----------|----------|----------|------------|
| UC Merced | 11/13/2022 | | 00:50 | 0-0 | .000 | 0-0 | .000 | 0-0 | .000 | 0 | 0 | 0 | 0 | 0 | 0 | 0.0 |
| Little Rock | 11/30/2022 | | 00:50 | 0-0 | .000 | 0-0 | .000 | 0-0 | .000 | 0 | 0 | 0 | 0 | 0 | 0 | 0.0 |
| Arizona St. | 12/21/2022 | | 02:39 | 0-0 | .000 | 0-0 | .000 | 0-0 | .000 | 0 | 0 | 0 | 0 | 0 | 0 | 0.0 |
| Hartford | 12/22/2022 | | 02:13 | 0-0 | .000 | 0-0 | .000 | 0-0 | .000 | 0 | 0 | 0 | 0 | 0 | 0 | 0.0 |
| Pacific | 01/19/2023 | | 02:13 | 0-1 | .000 | 0-1 | .000 | 0-0 | .000 | 0 | 0 | 0 | 0 | 0 | 0 | 0.0 |
| Totals | | 0 | 08:45 | 0-1 | .000 | 0-1 | .000 | 0-0 | .000 | 0 | 0 | 0 | 0 | 0 | 0 | 0.0 |

Player Averages


| Games Played | Minutes/ game | Points/ game | FG Pct | 3FG Pct | FT Pct | Rebounds/ game | Assists/ game | Turnovers/ game | Assist/Turnover ratio | Steals/ game | Blocks/ game |
|--------------|---------------|--------------|--------|---------|--------|----------------|---------------|-----------------|-----------------------|--------------|--------------|
| 5 | 1.7 | 0.0 | 0.0 | 0.0 | 0.0 | 0.0 | 0.0 | 0.2 | 0.0 | 0.0 | 0.0 |



FAST FIVE...



GERLUFSEN ON WHITAKER...



CAREER YEAR-BY-YEAR STATISTICS

| Year | GP | GS | Min | Avg | FG | FGA | Pct | 3FG | 3FGA | Pct | FT | FTA | Pct | Off | Def | Tot | Avg | PF | FO | Ast | TO | Blk | Stl | Pts | Avg |
|------|----|----|-----|-----|----|-----|-----|-----|------|-----|----|-----|-----|-----|-----|-----|-----|----|----|-----|----|-----|-----|-----|-----|
|------|----|----|-----|-----|----|-----|-----|-----|------|-----|----|-----|-----|-----|-----|-----|-----|----|----|-----|----|-----|-----|-----|-----|



JONAS VISSER (Yo-nuss Viss-er)

Junior • Center • 6-10 • 240 • Amsterdam, Netherlands. • Centre For Sports & Education

SEASON STATS

| PPG | RPG | APG | FG% | 3FG% | FT% |
|-----|-----|-----|-----|------|-----|
| -- | -- | -- | -- | -- | -- |

LAST GAME at Saint Mary's (2/2/23)

| MIN | PTS | REBS | ASTS | BLKS | STLS |
|-----|-----|------|------|------|------|
| -- | -- | -- | -- | -- | -- |

Played in 5 games in 2021-22...recorded a total of 2 points and 4 rebounds...Scored a season-high 2 points in USF's 111-78 win over Academy of Art (12/28/21)...Set a season-high with 3 minutes played twice (vs. Academy of Art, at Pacific)

Career Honors:

Season Highs:

Season Highs:

| | |
|-----------------------------|----|
| Points | -- |
| Minutes | -- |
| Field Goals Made | -- |
| Field Goal Attempts | -- |
| 3-Point Field Goals Made | -- |
| 3-Point Field Goal Attempts | -- |
| Free Throws Made | -- |
| Free Throw Attempts | -- |
| Rebounds | -- |
| Assists | -- |
| Blocks | -- |
| Steals | -- |

Career Highs:

| | |
|-----------------------------|----|
| Points | -- |
| Minutes | -- |
| Field Goals Made | -- |
| Field Goal Attempts | -- |
| 3-Point Field Goals Made | -- |
| 3-Point Field Goal Attempts | -- |
| Free Throws Made | -- |
| Free Throw Attempts | -- |
| Rebounds | -- |
| Assists | -- |
| Blocks | -- |
| Steals | -- |

FAST FIVE...

GERLUFSEN ON VISSER...

CAREER YEAR-BY-YEAR STATISTICS

| Year | GP | GS | Min | Avg | FG | FGA | Pct | 3FG | 3FGA | Pct | FT | FTA | Pct | Off | Def | Tot | Avg | PF | F0 | Ast | TO | Blk | Stl | Pts | Avg |
|------|----|----|-----|-----|----|-----|-----|-----|------|-----|----|-----|-----|-----|-----|-----|-----|----|----|-----|----|-----|-----|-----|-----|
|------|----|----|-----|-----|----|-----|-----|-----|------|-----|----|-----|-----|-----|-----|-----|-----|----|----|-----|----|-----|-----|-----|-----|



VOLODYMYR MARKOVETSKYY (Vol-oh-deh-meer Mar-koh-vet-skee)

Junior • Center • 7-2 • 270 • Truskavets, Ukraine • Washington State

SEASON STATS

| PPG | RPG | APG | FG% | 3FG% | FT% |
|-----|-----|-----|------|------|------|
| 4.3 | 2.3 | 0.2 | 78.7 | -- | 75.0 |

LAST GAME at Saint Mary's (2/2/23)

| MIN | PTS | REBS | ASTS | BLKS | STLS |
|-----|-----|------|------|------|------|
| 7 | 2 | 1 | 0 | 0 | 0 |

Played in 26 games with an average of 6.6 minutes per game...recorded a total of 48 points for an average of 1.8 points per game... shot 64.3 percent from the field overall (18-28)...Tallied a season-high 8 points in his USF debut against LIU (11/9/21) on 4-of-6 from the floor...Flirted with a double-double by logging 7 points and 7 rebounds in 14 minutes of action in USF's 104-71 win at Pacific (2/21/22)

Career Honors:

Season Highs:

| | | |
|-----------------------------|----|-------------------------------|
| Points | 20 | vs. UC Merced (11/13/22) |
| Minutes | 24 | vs. New Mexico (12/12/22) |
| Field Goals Made | 8 | vs. UC Merced (11/13/22) |
| Field Goal Attempts | 9 | vs. New Mexico (12/12/22) |
| 3-Point Field Goals Made | -- | -- |
| 3-Point Field Goal Attempts | -- | -- |
| Free Throws Made | 7 | vs. Merrimack (12/7/22) |
| Free Throw Attempts | 9 | vs. Merrimack (12/7/22) |
| Rebounds | 8 | vs. New Mexico (12/12/22) |
| Assists | 3 | vs. Hartford (12/22/22) |
| Blocks | 2 | vs. UC Merced (11/13/22) |
| Steals | 1 | at Loyola Marymount (11/7/23) |

Career Highs

| | | |
|-----------------------------|----|----------------------------------|
| Points | 9 | vs. Long Beach State (12/10/20) |
| Minutes | 19 | vs. San Diego (12/31/20) |
| Field Goals Made | 4 | vs. Long Beach State (12/10/20) |
| Field Goal Attempts | 7 | at No. 1 Gonzaga (1/2/21) |
| 3-Point Field Goals Made | 1 | at Nevada (12/2/20) |
| 3-Point Field Goal Attempts | 1 | at Nevada (12/2/20) |
| Free Throws Made | 2 | 2x last vs. San Diego (12/31/20) |
| Free Throw Attempts | 2 | 2x last vs. San Diego (12/31/20) |
| Rebounds | 5 | vs. Long Beach State (12/10/20) |
| Assists | 1 | 2x last vs. LBSU (12/10/20) |
| Blocks | 2 | at Cal Poly (12/4/20) |
| Steals | 1 | vs. URI (11/29/20) |



2022-23 San Francisco Men's Basketball Individual Game-by-Game All games

Page 12/14
as of Feb 04, 2023

#33 MARKOVETSKYY, Volodymyr

| Opponent | Date | GS | MIN | FG-FGA | PCT | 3FG-3FGA | PCT | FT-FTA | PCT | Rebounds | PF | A | TO | BLK | STL | PTS | AVG | | | |
|----------------------|------------|----|--------|--------|-------|----------|------|--------|-------|----------|----|----|-----|-----|-----|-----|-----|-----|-----|-----|
| Texas Southern | 11/07/2022 | | 07:41 | 1-1 | 1.000 | 0-0 | .000 | 0-0 | .000 | 0 | 1 | 1 | 1.0 | 3 | 0 | 1 | 2 | 2.0 | | |
| Cal Poly | 11/10/2022 | | 03:00 | 0-0 | .000 | 0-0 | .000 | 0-0 | .000 | 0 | 0 | 0 | 0.5 | 2 | 0 | 1 | 0 | 1.0 | | |
| UC Merced | 11/13/2022 | | 16:30 | 8-9 | .889 | 0-0 | .000 | 4-4 | 1.000 | 1 | 3 | 4 | 1.7 | 1 | 0 | 2 | 20 | 7.3 | | |
| at Fresno St. | 11/16/2022 | | 07:02 | 0-0 | .000 | 0-0 | .000 | 0-0 | .000 | 1 | 2 | 3 | 2.0 | 4 | 0 | 1 | 0 | 5.5 | | |
| vs UNI | 11/21/2022 | | 03:44 | 0-0 | .000 | 0-0 | .000 | 1-2 | .500 | 1 | 0 | 1 | 1.8 | 2 | 0 | 1 | 1 | 4.6 | | |
| vs Wichita St. | 11/22/2022 | | 01:37 | 0-0 | .000 | 0-0 | .000 | 0-0 | .000 | 1 | 1 | 2 | 1.8 | 0 | 1 | 0 | 0 | 3.8 | | |
| at Davidson | 11/25/2022 | | 10:25 | 2-2 | 1.000 | 0-0 | .000 | 0-0 | .000 | 1 | 2 | 3 | 2.0 | 2 | 0 | 1 | 0 | 4 | 3.9 | |
| Little Rock | 11/30/2022 | | 08:45 | 0-0 | .000 | 0-0 | .000 | 4-4 | 1.000 | 2 | 0 | 2 | 2.0 | 0 | 0 | 0 | 0 | 4 | 3.9 | |
| Utah St. | 12/04/2022 | | 01:36 | 0-0 | .000 | 0-0 | .000 | 0-0 | .000 | 0 | 0 | 0 | 1.8 | 0 | 0 | 0 | 0 | 3.4 | | |
| Merrimack | 12/07/2022 | | 18:20 | 6-6 | 1.000 | 0-0 | .000 | 7-9 | .778 | 3 | 4 | 7 | 2.3 | 0 | 0 | 2 | 0 | 19 | 5.0 | |
| vs New Mexico | 12/12/2022 | * | 24:27 | 5-9 | .556 | 0-0 | .000 | 2-2 | 1.000 | 4 | 4 | 8 | 2.8 | 3 | 0 | 1 | 0 | 12 | 5.6 | |
| UT Arlington | 12/19/2022 | | 05:02 | 0-0 | .000 | 0-0 | .000 | 0-0 | .000 | 0 | 0 | 0 | 2.6 | 1 | 0 | 0 | 0 | 5.2 | | |
| Arizona St. | 12/21/2022 | | 04:59 | 1-1 | 1.000 | 0-0 | .000 | 2-2 | 1.000 | 1 | 0 | 1 | 2.5 | 1 | 1 | 0 | 0 | 4 | 5.1 | |
| Hartford | 12/22/2022 | | 20:12 | 4-4 | 1.000 | 0-0 | .000 | 3-4 | .750 | 2 | 2 | 4 | 2.6 | 0 | 3 | 2 | 1 | 11 | 5.5 | |
| at Santa Clara | 12/29/2022 | | 07:11 | 1-1 | 1.000 | 0-0 | .000 | 0-1 | .000 | 2 | 1 | 3 | 2.6 | 0 | 0 | 0 | 1 | 2 | 5.3 | |
| San Diego | 12/31/2022 | | 04:39 | 0-1 | .000 | 0-0 | .000 | 0-0 | .000 | 0 | 0 | 0 | 2.4 | 0 | 0 | 0 | 0 | 0 | 4.9 | |
| Gonzaga | 01/05/2023 | | 17:23 | 3-4 | .750 | 0-0 | .000 | 0-0 | .000 | 1 | 4 | 5 | 2.6 | 2 | 0 | 0 | 0 | 6 | 5.0 | |
| at LIU (CA) | 01/07/2023 | * | 16:17 | 0-1 | .000 | 0-0 | .000 | 0-2 | .000 | 1 | 1 | 2 | 2.6 | 3 | 0 | 2 | 1 | 0 | 4.7 | |
| at Portland | 01/12/2023 | * | 02:48 | 0-0 | .000 | 0-0 | .000 | 0-0 | .000 | 0 | 0 | 0 | 2.4 | 1 | 1 | 1 | 0 | 0 | 4.5 | |
| Saint Mary's (CA) | 01/14/2023 | | 18:56 | 2-3 | .667 | 0-0 | .000 | 1-2 | .500 | 2 | 0 | 2 | 2.4 | 1 | 0 | 1 | 3 | 1 | 5 | 4.5 |
| Pacific | 01/19/2023 | | 10:25 | 3-3 | 1.000 | 0-0 | .000 | 0-0 | .000 | 2 | 1 | 3 | 2.4 | 2 | 0 | 2 | 0 | 0 | 6 | 4.6 |
| BYU | 01/21/2023 | | 05:17 | 0-0 | .000 | 0-0 | .000 | 0-0 | .000 | 0 | 0 | 0 | 2.3 | 0 | 0 | 0 | 0 | 0 | 4.4 | |
| at Saint Mary's (CA) | 02/02/2023 | | 07:09 | 1-2 | .500 | 0-0 | .000 | 0-0 | .000 | 0 | 1 | 1 | 2.3 | 0 | 0 | 0 | 0 | 2 | 4.3 | |
| Totals | | 3 | 223:25 | 37-47 | .787 | 0-0 | .000 | 24-32 | .750 | 25 | 27 | 52 | 2.3 | 28 | 5 | 17 | 8 | 3 | 98 | 4.3 |

Player Averages

| Games Played | Minutes/game | Points/game | FG Pct | 3FG Pct | FT Pct | Rebounds/game | Assists/game | Turnovers/game | Assist/Turnover ratio | Steals/game | Blocks/game |
|--------------|--------------|-------------|--------|---------|--------|---------------|--------------|----------------|-----------------------|-------------|-------------|
| 23 | 9.7 | 4.3 | 78.7 | 0.0 | 75.0 | 2.3 | 0.2 | 0.7 | 0.3 | 0.1 | 0.3 |



FAST FIVE...

GERLUFSEN ON MARKOVETSKYY...

CAREER YEAR-BY-YEAR STATISTICS

| Year | GP | GS | Min | Avg | FG | FGA | Pct | FG | FGA | Pct | FT | FTA | Pct | Off | Def | Tot | Avg | PF | FO | Ast | TO | Blk | Stl | Pts | Avg |
|------|----|----|-----|-----|----|-----|-----|----|-----|-----|----|-----|-----|-----|-----|-----|-----|----|----|-----|----|-----|-----|-----|-----|
|------|----|----|-----|-----|----|-----|-----|----|-----|-----|----|-----|-----|-----|-----|-----|-----|----|----|-----|----|-----|-----|-----|-----|



JAKE CIOE (Cee-Oh)

Sophomore • Guard • 6-0 • 175 • Tuscon, Ariz. • Salpointe Catholic High School

SEASON STATS

| PPG | RPG | APG | FG% | 3FG% | FT% |
|-----|-----|-----|-------|------|-----|
| 0.4 | 0.2 | 0.0 | 1.000 | 0.0 | 0.0 |

LAST GAME at Saint Mary's (2/2/23)

| MIN | PTS | REBS | ASTS | BLKS | STLS |
|-----|-----|------|------|------|------|
| -- | -- | -- | -- | -- | -- |

Walk-on, did not see any game action in 2021-22

Career Honors:

Season Highs:

| | | |
|-----------------------------|----|-------------------------------------|
| Points | 2 | vs. Hartford (12/22/22) |
| Minutes | 3 | vs. No. 25 Arizona State (12/21/22) |
| Field Goals Made | 1 | vs. Hartford (12/22/22) |
| Field Goal Attempts | 1 | vs. Hartford (12/22/22) |
| 3-Point Field Goals Made | -- | -- |
| 3-Point Field Goal Attempts | -- | -- |
| Free Throws Made | -- | -- |
| Free Throw Attempts | -- | -- |
| Rebounds | 1 | vs. UC Merced (11/13/22) |
| Assists | -- | -- |
| Blocks | -- | -- |
| Steals | -- | -- |

Career Highs:

| | | |
|-----------------------------|----|-------------------------------------|
| Points | 2 | vs. Hartford (12/22/22) |
| Minutes | 3 | vs. No. 25 Arizona State (12/21/22) |
| Field Goals Made | 1 | vs. Hartford (12/22/22) |
| Field Goal Attempts | 1 | vs. Hartford (12/22/22) |
| 3-Point Field Goals Made | -- | -- |
| 3-Point Field Goal Attempts | -- | -- |
| Free Throws Made | -- | -- |
| Free Throw Attempts | -- | -- |
| Rebounds | 1 | vs. UC Merced (11/13/22) |
| Assists | -- | -- |
| Blocks | -- | -- |
| Steals | -- | -- |



2022-23 San Francisco Men's Basketball
Individual Game-by-Game
All games

Page 13/14
as of Feb 04, 2023

#45 CIOE, Jake

| Opponent | Date | GS | MIN | Total FG-FGA | PCT | 3FG-3FGA | PCT | Free throws FT-FTA | PCT | Rebounds OFF DEF TOT AVG | PF | A TO | BLK | STL | PTS | AVG |
|---------------|------------|----|----------------|--------------|--------------|------------|-------------|--------------------|-------------|--------------------------|------------|------------|------------|------------|--------------|-----|
| UC Merced | 11/13/2022 | | 00:50 | 0-0 | .000 | 0-0 | .000 | 0-0 | .000 | 0 1 1 1.0 | 0 0 | 0 0 | 0 0 | 0 0 | 0 0 | 0.0 |
| Little Rock | 11/30/2022 | | 00:50 | 0-0 | .000 | 0-0 | .000 | 0-0 | .000 | 0 0 0 0.5 | 0 0 | 0 0 | 0 0 | 0 0 | 0 0 | 0.0 |
| Arizona St. | 12/21/2022 | | 02:39 | 0-0 | .000 | 0-0 | .000 | 0-0 | .000 | 0 0 0 0.3 | 0 0 | 0 0 | 0 0 | 0 0 | 0 0 | 0.0 |
| Hartford | 12/22/2022 | | 02:13 | 1-1 | 1.000 | 0-0 | .000 | 0-0 | .000 | 0 0 0 0.3 | 0 0 | 0 0 | 0 0 | 0 0 | 2 0.5 | |
| Pacific | 01/19/2023 | | 02:13 | 0-0 | .000 | 0-0 | .000 | 0-0 | .000 | 0 0 0 0.2 | 0 0 | 0 0 | 0 0 | 0 0 | 0 0 | 0.4 |
| Totals | | | 0 08:45 | 1-1 | 1.000 | 0-0 | .000 | 0-0 | .000 | 0 1 1 0.2 | 0 0 | 0 0 | 0 0 | 0 0 | 2 0.4 | |

Player Averages

| Games Played | Minutes/game | Points/game | FG Pct | 3FG Pct | FT Pct | Rebounds/game | Assists/game | Turnovers/game | Assist/Turnover ratio | Steals/game | Blocks/game |
|--------------|--------------|-------------|--------|---------|--------|---------------|--------------|----------------|-----------------------|-------------|-------------|
| 5 | 1.7 | 0.4 | 100.0 | 0.0 | 0.0 | 0.2 | 0.0 | 0.0 | 0.0 | 0.0 | 0.0 |



FAST FIVE...

GERLUFSEN ON CIOE...

CAREER YEAR-BY-YEAR STATISTICS

| Year | GP | GS | Min | Avg | FG | FGA | Pct | 3FG | 3FGA | Pct | FT | FTA | Pct | Off | Def | Tot | Avg | PF | FO | Ast | TO | Blk | Stl | Pts | Avg |
|------|----|----|-----|-----|----|-----|-----|-----|------|-----|----|-----|-----|-----|-----|-----|-----|----|----|-----|----|-----|-----|-----|-----|
|------|----|----|-----|-----|----|-----|-----|-----|------|-----|----|-----|-----|-----|-----|-----|-----|----|----|-----|----|-----|-----|-----|-----|



MARCUS WILLIAMS

Sophomore • Guard • 6-2 • 197 • Dickinson, Texas • Wyoming/Texas A&M

SEASON STATS

| PPG | RPG | APG | FG% | 3FG% | FT% |
|-----|-----|-----|------|------|------|
| 6.8 | 2.8 | 2.6 | 41.9 | 44.4 | 66.7 |

LAST GAME at Saint Mary's (2/2/23)

| MIN | PTS | REBS | ASTS | BLKS | STLS |
|-----|-----|------|------|------|------|
| 27 | 15 | 3 | 0 | 0 | 1 |

Transferred from Texas A&M after the 2021-22 season...Was named the Mountain West Freshman of the Year in 2020-21 at Wyoming

Career Honors:

- 2020-21 Mountain West Freshman of the Year (at Wyoming)
- Third Team All-Mountain West in 2020-21 (at Wyoming)
- Finalist for the Kyle Macy National Freshman of the Year award in 2020-21 (at Wyoming)

Season Highs:

| | | |
|-----------------------------|----|----------------------------------|
| Points | 15 | at Saint Mary's (2/2/23) |
| Minutes | 31 | at Santa Clara (12/29/22) |
| Field Goals Made | 6 | vs. Utah State (12/4/22) |
| Field Goal Attempts | 12 | at Santa Clara (12/29/22) |
| 3-Point Field Goals Made | 4 | at Saint Mary's (2/2/23) |
| 3-Point Field Goal Attempts | 5 | 2x last at Saint Mary's (2/2/23) |
| Free Throws Made | 3 | at Fresno State (11/16/22) |
| Free Throw Attempts | 4 | vs. UC Merced (11/13/22) |
| Rebounds | 8 | at Portland (11/12/23) |
| Assists | 7 | vs. Merrimack (12/7/22) |
| Blocks | -- | -- |
| Steals | 3 | at UNLV (12/17/22) |

Career Highs (at USF)

| | | |
|-----------------------------|----|----------------------------------|
| Points | 15 | at Saint Mary's (2/2/23) |
| Minutes | 31 | at Santa Clara (12/29/22) |
| Field Goals Made | 6 | vs. Utah State (12/4/22) |
| Field Goal Attempts | 12 | at Santa Clara (12/29/22) |
| 3-Point Field Goals Made | 4 | at Saint Mary's (2/2/23) |
| 3-Point Field Goal Attempts | 5 | 2x last at Saint Mary's (2/2/23) |
| Free Throws Made | 3 | at Fresno State (11/16/22) |
| Free Throw Attempts | 4 | vs. UC Merced (11/13/22) |
| Rebounds | 8 | at Portland (11/12/23) |
| Assists | 7 | vs. Merrimack (12/7/22) |
| Blocks | -- | -- |
| Steals | 3 | at UNLV (12/17/22) |



2022-23 San Francisco Men's Basketball Individual Game-by-Game All games

Page 14/14
as of Feb 04, 2023

#55 WILLIAMS, Marcus

| JESSE WILLIAMS, Marcus | | | | | | | | | | | | | | | | | | | | | | | |
|------------------------|------------|----|-----------------|-----------|------------|-------------|-----------|-------------|-------------|-----------|-----------|-------------|-----------|-----------|-----------|-----------|-----------|-----------|-----------|-------------|------------|------------|-----|
| Opponent | Date | GS | MIN | Total | | 3-Pointers | | Free Throws | | Rebounds | | | PF | A | TO | BLK | STL | PTS | AVG | | | | |
| | | | | FG | FGA | PCT | 3FG | 3FGA | PCT | FT | FTA | PCT | | | | | | | | OFF | DEF | TOT | AVG |
| Texas Southern | 11/07/2022 | | 17:45 | 5 | 6 | .833 | 2 | 3 | .667 | 2 | 2 | 1.000 | 0 | 0 | 0 | 0 | 4 | 2 | 1 | 14 | 14.0 | | |
| Cal Poly | 11/10/2022 | | 17:06 | 0 | 2 | .000 | 0 | 2 | .000 | 1 | 2 | .500 | 0 | 5 | 5 | 2.5 | 4 | 2 | 2 | 0 | 1 | 7.5 | |
| UC Merced | 11/13/2022 | | 22:52 | 3 | 8 | .375 | 0 | 2 | .000 | 3 | 4 | .750 | 2 | 1 | 3 | 2.7 | 1 | 4 | 1 | 0 | 3 | 9 | 8.0 |
| at Fresno St. | 11/16/2022 | | 25:12 | 1 | 5 | .200 | 1 | 3 | .333 | 3 | 3 | 1.000 | 1 | 4 | 5 | 3.3 | 0 | 2 | 1 | 0 | 2 | 6 | 7.5 |
| vs UNI | 11/21/2022 | | 20:19 | 2 | 6 | .333 | 1 | 2 | .500 | 0 | 0 | .000 | 0 | 1 | 1 | 2.8 | 2 | 2 | 1 | 0 | 1 | 5 | 7.0 |
| vs Wichita St. | 11/22/2022 | | 09:11 | 0 | 3 | .000 | 0 | 1 | .000 | 0 | 0 | .000 | 0 | 1 | 1 | 2.5 | 0 | 0 | 2 | 0 | 0 | 0 | 5.8 |
| at Davidson | 11/25/2022 | | 22:41 | 3 | 4 | .750 | 1 | 1 | 1.000 | 1 | 1 | 1.000 | 0 | 2 | 2 | 2.4 | 4 | 5 | 2 | 0 | 2 | 8 | 6.1 |
| Little Rock | 11/30/2022 | | 25:01 | 2 | 9 | .222 | 1 | 5 | .200 | 0 | 1 | .000 | 1 | 3 | 4 | 2.6 | 2 | 2 | 1 | 0 | 0 | 5 | 6.0 |
| vs Utah St. | 12/04/2022 | | 26:07 | 6 | 8 | .750 | 1 | 1 | 1.000 | 0 | 1 | .000 | 0 | 2 | 2 | 2.6 | 2 | 3 | 2 | 0 | 0 | 13 | 6.8 |
| Merrimack | 12/07/2022 | | 29:19 | 2 | 6 | .333 | 0 | 2 | .000 | 0 | 0 | .000 | 0 | 2 | 2 | 2.5 | 1 | 7 | 3 | 0 | 0 | 4 | 6.5 |
| vs New Mexico | 12/12/2022 | | 25:56 | 2 | 7 | .286 | 1 | 3 | .333 | 0 | 0 | .000 | 0 | 4 | 4 | 2.6 | 2 | 3 | 0 | 0 | 0 | 5 | 6.4 |
| at UNLV | 12/17/2022 | * | 28:23 | 1 | 8 | .125 | 1 | 5 | .200 | 0 | 0 | .000 | 1 | 2 | 3 | 2.8 | 1 | 3 | 5 | 0 | 3 | 3 | 6.1 |
| UT Arlington | 12/19/2022 | * | 27:33 | 0 | 4 | .000 | 0 | 3 | .000 | 2 | 2 | 1.000 | 1 | 2 | 3 | 2.8 | 2 | 3 | 1 | 0 | 0 | 2 | 5.8 |
| Arizona St. | 12/21/2022 | | 23:54 | 4 | 4 | 1.000 | 2 | 2 | 1.000 | 1 | 2 | .500 | 0 | 1 | 1 | 2.6 | 3 | 6 | 1 | 0 | 0 | 11 | 6.1 |
| Hartford | 12/22/2022 | | 23:07 | 1 | 6 | .167 | 1 | 4 | .250 | 0 | 0 | .000 | 0 | 1 | 1 | 2.5 | 0 | 3 | 0 | 0 | 2 | 3 | 5.9 |
| at Santa Clara | 12/29/2022 | | 31:19 | 4 | 12 | .333 | 1 | 2 | .500 | 0 | 0 | .000 | 1 | 2 | 3 | 2.6 | 1 | 1 | 2 | 0 | 2 | 9 | 6.1 |
| San Diego | 12/31/2022 | | 26:13 | 3 | 7 | .429 | 1 | 1 | 1.000 | 1 | 2 | .500 | 1 | 6 | 7 | 2.8 | 5 | 3 | 4 | 0 | 0 | 8 | 6.2 |
| Gonzaga | 01/05/2023 | | 13:05 | 0 | 1 | .000 | 0 | 0 | .000 | 0 | 0 | .000 | 0 | 1 | 1 | 2.7 | 0 | 1 | 4 | 0 | 0 | 0 | 5.9 |
| at LMU (CA) | 01/07/2023 | | 22:54 | 4 | 7 | .571 | 2 | 3 | .667 | 0 | 0 | .000 | 0 | 3 | 3 | 2.7 | 2 | 2 | 0 | 0 | 0 | 10 | 6.1 |
| at Portland | 01/12/2023 | | 29:59 | 2 | 6 | .333 | 1 | 4 | .250 | 2 | 4 | .500 | 2 | 6 | 8 | 3.0 | 4 | 4 | 4 | 0 | 1 | 7 | 6.2 |
| Saint Mary's (CA) | 01/14/2023 | | 15:40 | 3 | 4 | .750 | 2 | 2 | 1.000 | 0 | 0 | .000 | 0 | 0 | 0 | 2.9 | 5 | 0 | 1 | 1 | 0 | 8 | 6.2 |
| Pacific | 01/19/2023 | | 16:50 | 3 | 6 | .500 | 2 | 2 | 1.000 | 0 | 0 | .000 | 0 | 1 | 1 | 2.8 | 4 | 4 | 0 | 0 | 0 | 8 | 6.3 |
| BYU | 01/21/2023 | | 29:10 | 1 | 4 | .250 | 1 | 2 | .500 | 0 | 0 | .000 | 0 | 2 | 2 | 2.7 | 1 | 1 | 3 | 0 | 0 | 3 | 6.2 |
| at San Diego | 01/28/2023 | | 26:32 | 5 | 7 | .714 | 2 | 3 | .667 | 1 | 1 | 1.000 | 1 | 4 | 5 | 2.8 | 5 | 2 | 2 | 0 | 0 | 13 | 6.5 |
| at Saint Mary's (CA) | 02/02/2023 | | 27:22 | 5 | 8 | .625 | 4 | 5 | .800 | 1 | 2 | .500 | 0 | 3 | 3 | 2.8 | 3 | 0 | 1 | 0 | 1 | 15 | 6.8 |
| Totals | | | 2 583:31 | 62 | 148 | .419 | 28 | 63 | .444 | 18 | 27 | .667 | 11 | 60 | 71 | 28 | 58 | 65 | 44 | 1 18 | 170 | 6.8 | |

Player Averages

| Games Played | Minutes/game | Points/game | FG Pct | 3FG Pct | FT Pct | Rebounds/game | Assists/game | Turnovers/game | Assist/Turnover ratio | Steals/game | Blocks/game |
|--------------|--------------|-------------|--------|---------|--------|---------------|--------------|----------------|-----------------------|-------------|-------------|
| 25 | 23.3 | 6.8 | 41.9 | 44.4 | 66.7 | 2.8 | 2.6 | 1.8 | 1.5 | 0.7 | 0.0 |



FAST FIVE...

GERLUFSEN ON WILLIAMS...

CAREER YEAR-BY-YEAR STATISTICS

| Year | GP | GS | Min | Avg | FG | FGA | Pct | FG | FGA | Pct | FT | FTA | Pct | Off | Def | Tot | Avg | PF | FO | Ast | TO | Blk | Stl | Pts | Avg |
|------|----|----|-----|-----|----|-----|-----|----|-----|-----|----|-----|-----|-----|-----|-----|-----|----|----|-----|----|-----|-----|-----|-----|
|------|----|----|-----|-----|----|-----|-----|----|-----|-----|----|-----|-----|-----|-----|-----|-----|----|----|-----|----|-----|-----|-----|-----|

2022-23 USF MEN'S BASKETBALL GAME NOTES

2022-23 Overall Stats

Game Records

| Record | Overall | Home | Away | Neutral |
|----------------|---------|------|------|---------|
| ALL GAMES | 15-10 | 9-4 | 4-4 | 2-2 |
| CONFERENCE | 4-6 | 2-3 | 2-3 | 0-0 |
| NON-CONFERENCE | 11-4 | 7-1 | 2-1 | 2-2 |

Score by Periods

| Team | 1st | 2nd | OT | TOT |
|---------------|-----|-----|----|------|
| San Francisco | 919 | 958 | 0 | 1877 |
| Opponents | 833 | 922 | 0 | 1755 |

Team Box Score

| No. | Player | | | | Total | | 3-Point | | F-Throw | | Rebounds | | | | | | | | | | | | |
|-----------|-------------------------|-------|--------|------|----------|-------|----------|------|---------|------|----------|-----|-----|------|-----|----|-----|-----|-----|-----|------|------|--|
| | | GP-GS | MIN | AVG | FG-FGA | FG% | 3FG-3FGA | 3FG% | FT-FTA | FT% | OFF | DEF | TOT | AVG | PF | DQ | A | TO | BLK | STL | PTS | AVG | |
| 0 | SHABAZZ, Khalil | 25-25 | 853:55 | 34.2 | 121-296 | .409 | 56-173 | .324 | 86-99 | .869 | 26 | 112 | 138 | 5.5 | 64 | 0 | 78 | 64 | 2 | 52 | 384 | 15.4 | |
| 1 | ROBERTS, Tyrell | 25-25 | 855:08 | 34.2 | 127-283 | .449 | 62-154 | .403 | 63-76 | .829 | 8 | 75 | 83 | 3.3 | 49 | 1 | 55 | 34 | 1 | 31 | 379 | 15.2 | |
| 15 | MEEKS, Zane | 23-10 | 520:34 | 22.6 | 102-210 | .486 | 31-96 | .323 | 48-61 | .787 | 50 | 84 | 134 | 5.8 | 52 | 0 | 21 | 36 | 8 | 3 | 283 | 12.3 | |
| 55 | WILLIAMS, Marcus | 25-2 | 583:31 | 23.3 | 62-148 | .419 | 28-63 | .444 | 18-27 | .667 | 11 | 60 | 71 | 2.8 | 58 | 3 | 65 | 44 | 1 | 18 | 170 | 6.8 | |
| 3 | HAWTHORNE, Isaiah | 25-14 | 502:44 | 20.1 | 62-123 | .504 | 23-58 | .397 | 23-32 | .719 | 26 | 55 | 81 | 3.2 | 61 | 2 | 23 | 29 | 13 | 16 | 170 | 6.8 | |
| 21 | NEWBURY, Ndewedo | 4-0 | 88:48 | 22.2 | 8-16 | .500 | 3-6 | .500 | 5-6 | .833 | 1 | 16 | 17 | 4.3 | 8 | 0 | 5 | 13 | 1 | 3 | 24 | 6.0 | |
| 2 | RISHWAIN, Julian | 20-11 | 397:34 | 19.9 | 29-108 | .269 | 18-74 | .243 | 24-34 | .706 | 8 | 39 | 47 | 2.4 | 21 | 0 | 18 | 18 | 1 | 14 | 100 | 5.0 | |
| 11 | KUNEN, Josh | 25-23 | 512:04 | 20.5 | 44-92 | .478 | 22-51 | .431 | 8-13 | .615 | 19 | 71 | 90 | 3.6 | 53 | 2 | 31 | 31 | 8 | 9 | 118 | 4.7 | |
| 5 | GIGIBERIA, Saba | 23-12 | 233:59 | 10.2 | 42-78 | .538 | 3-12 | .250 | 19-31 | .613 | 21 | 51 | 72 | 3.1 | 39 | 0 | 17 | 39 | 16 | 13 | 106 | 4.6 | |
| 33 | MARKOVETSKYY, Volodymyr | 23-3 | 223:25 | 9.7 | 37-47 | .787 | 0-0 | .000 | 24-32 | .750 | 25 | 27 | 52 | 2.3 | 28 | 0 | 5 | 17 | 8 | 3 | 98 | 4.3 | |
| 10 | ROCAK, Toni | 15-0 | 124:27 | 8.3 | 9-25 | .360 | 1-5 | .200 | 7-18 | .389 | 8 | 13 | 21 | 1.4 | 14 | 0 | 8 | 19 | 3 | 5 | 26 | 1.7 | |
| 12 | BIEKER, Justin | 15-0 | 86:20 | 5.8 | 4-8 | .500 | 1-3 | .333 | 8-12 | .667 | 3 | 6 | 9 | 0.6 | 6 | 0 | 2 | 1 | 0 | 4 | 17 | 1.1 | |
| 45 | CIOE, Jake | 5-0 | 08:45 | 1.7 | 1-1 | 1.000 | 0-0 | .000 | 0-0 | .000 | 0 | 1 | 1 | 0.2 | 0 | 0 | 0 | 0 | 0 | 0 | 2 | 0.4 | |
| 30 | WHITAKER, Bryce | 5-0 | 08:45 | 1.7 | 0-1 | .000 | 0-1 | .000 | 0-0 | .000 | 0 | 0 | 0 | 0.0 | 0 | 0 | 0 | 1 | 0 | 0 | 0 | 0.0 | |
| Team | | | | | | | | | | | 28 | 28 | 56 | | | | | 15 | | | | | |
| Total | | 25 | 5000 | | 648-1436 | .451 | 248-696 | .356 | 333-441 | .755 | 234 | 638 | 872 | 34.9 | 453 | 8 | 328 | 361 | 62 | 171 | 1877 | 75.1 | |
| Opponents | | 25 | 5000 | | 610-1420 | .430 | 150-472 | .318 | 385-509 | .756 | 221 | 581 | 802 | 32.1 | 418 | 10 | 252 | 319 | 48 | 171 | 1755 | 70.2 | |

Team Statistics

| | USF | OPP |
|------------------------|-----------------|-----------------|
| Scoring | 1877 | 1755 |
| Points per game | 75.1 | 70.2 |
| Scoring margin | +4.9 | - |
| Field goals-att | 648-1436 | 610-1420 |
| Field goal pct | .451 | .430 |
| 3 point fg-att | 248-696 | 150-472 |
| 3-point FG pct | .356 | .318 |
| 3-pt FG made per game | 9.9 | 6.0 |
| Free throws-att | 333-441 | 385-509 |
| Free throw pct | .755 | .756 |
| F-Throws made per game | 13.3 | 15.4 |
| Rebounds | 872 | 802 |
| Rebounds per game | 34.9 | 32.1 |
| Rebounding margin | +2.8 | - |
| Assists | 328 | 252 |
| Assists per game | 13.1 | 10.1 |
| Turnovers | 361 | 319 |
| Turnovers per game | 14.4 | 12.8 |
| Turnover margin | -1.7 | - |
| Assist/turnover ratio | 0.9 | 0.8 |
| Steals | 171 | 171 |
| Steals per game | 6.8 | 6.8 |
| Blocks | 62 | 48 |
| Blocks per game | 2.5 | 1.9 |
| Winning streak | 0 | - |
| Home win streak | 2 | - |
| Attendance | 15222 | 22214 |
| Home games-Avg/Game | 13-1171 | 8-2777 |
| Neutral site-Avg/Game | - | 4-203 |

Team Results

| Date | Opponent | | Score | Att. |
|------------|----------------------|---|-------|------|
| 11/07/2022 | Texas Southern | W | 90-77 | 1730 |
| 11/10/2022 | Cal Poly | W | 60-48 | 847 |
| 11/13/2022 | UC Merced | W | 88-71 | 1138 |
| 11/16/2022 | at Fresno St. | W | 67-60 | 3123 |
| 11/21/2022 | vs UNI | W | 75-69 | 301 |
| 11/22/2022 | vs Wichita St. | W | 67-63 | 512 |
| 11/25/2022 | at Davidson | L | 80-89 | 3426 |
| 11/30/2022 | Little Rock | W | 90-68 | 0 |
| 12/04/2022 | vs Utah St. | L | 64-82 | 0 |
| 12/07/2022 | Merrimack | W | 69-51 | 1733 |
| 12/12/2022 | vs New Mexico | L | 64-67 | 0 |
| 12/17/2022 | at UNLV | W | 75-73 | 6446 |
| 12/19/2022 | UT Arlington | L | 63-68 | 0 |
| 12/21/2022 | Arizona St. | W | 97-60 | 2756 |
| 12/22/2022 | Hartford | W | 85-53 | 1833 |
| 12/29/2022 | at Santa Clara | L | 67-79 | 1302 |
| 12/31/2022 | San Diego | L | 68-80 | 1872 |
| 01/05/2023 | Gonzaga | L | 75-77 | 3313 |
| 01/07/2023 | at LMU (CA) | W | 72-70 | 1491 |
| 01/12/2023 | at Portland | L | 87-92 | 1388 |
| 01/14/2023 | Saint Mary's (CA) | L | 61-78 | 0 |
| 01/19/2023 | Pacific | W | 78-57 | 0 |
| 01/21/2023 | BYU | W | 82-74 | 0 |
| 01/28/2023 | at San Diego | W | 94-81 | 1538 |
| 02/02/2023 | at Saint Mary's (CA) | L | 59-68 | 3500 |

2022-23 USF MEN'S BASKETBALL GAME NOTES

2022-23 Team Overall vs. Conference Stats

Summary

| Player | Overall Statistics | | | | | | | | | | Conference Statistics | | | | | | | | | |
|-------------------------|--------------------|-------|-------------|-------------|-------------|-------------|-------------|------------|-----------|-------------|-----------------------|-------|-------------|-------------|-------------|-------------|-------------|-----------|-----------|-------------|
| | GP-GS | MIN/G | FG% | 3FG% | FT% | R/G | A/G | STL | BLK | PTS/G | GP-GS | MIN/G | FG% | 3FG% | FT% | R/G | A/G | STL | BLK | PTS/G |
| SHABAZZ, Khalil | 25-25 | 34.2 | .409 | .324 | .869 | 5.5 | 3.1 | 52 | 2 | 15.4 | 10-10 | 33.6 | .409 | .324 | .900 | 4.9 | 2.1 | 19 | 1 | 16.4 |
| ROBERTS, Tyrell | 25-25 | 34.2 | .449 | .403 | .829 | 3.3 | 2.2 | 31 | 1 | 15.2 | 10-10 | 36.2 | .459 | .417 | .895 | 2.9 | 1.8 | 11 | 0 | 16.1 |
| MEEKS, Zane | 23-10 | 22.6 | .486 | .323 | .787 | 5.8 | 0.9 | 3 | 8 | 12.3 | 9-7 | 22.7 | .506 | .355 | .833 | 4.9 | 0.9 | 1 | 0 | 13.4 |
| WILLIAMS, Marcus | 25-2 | 23.3 | .419 | .444 | .667 | 2.8 | 2.6 | 18 | 1 | 6.8 | 10-0 | 23.9 | .484 | .667 | .556 | 3.3 | 1.8 | 4 | 1 | 8.1 |
| HAWTHORNE, Isaiah | 25-14 | 20.1 | .504 | .397 | .719 | 3.2 | 0.9 | 16 | 13 | 6.8 | 10-10 | 26.7 | .509 | .273 | .750 | 3.8 | 1.6 | 7 | 8 | 7.2 |
| NEWBURY, Ndewedo | 4-0 | 22.2 | .500 | .500 | .833 | 4.3 | 1.3 | 3 | 1 | 6.0 | 4-0 | 22.2 | .500 | .500 | .833 | 4.3 | 1.3 | 3 | 1 | 6.0 |
| RISHWAIN, Julian | 20-11 | 19.9 | .269 | .243 | .706 | 2.4 | 0.9 | 14 | 1 | 5.0 | 5-0 | 18.7 | .321 | .333 | .500 | 2.2 | 0.6 | 4 | 0 | 5.2 |
| KUNEN, Josh | 25-23 | 20.5 | .478 | .431 | .615 | 3.6 | 1.2 | 9 | 8 | 4.7 | 10-10 | 20.4 | .471 | .438 | .667 | 3.2 | 1.8 | 4 | 5 | 4.3 |
| GIGIBERIA, Saba | 23-12 | 10.2 | .538 | .250 | .613 | 3.1 | 0.7 | 13 | 16 | 4.6 | 8-1 | 6.8 | .563 | .000 | .600 | 2.0 | 0.4 | 3 | 4 | 2.6 |
| MARKOVETSKYY, Volodymyr | 23-3 | 9.7 | .787 | .000 | .750 | 2.3 | 0.2 | 3 | 8 | 4.3 | 9-2 | 10.0 | .667 | .000 | .200 | 1.8 | 0.1 | 3 | 4 | 2.3 |
| ROCAK, Toni | 15-0 | 8.3 | .360 | .200 | .389 | 1.4 | 0.5 | 5 | 3 | 1.7 | 3-0 | 6.5 | .250 | .000 | .000 | 0.0 | 1.0 | 0 | 0 | 0.7 |
| BIEKER, Justin | 15-0 | 5.8 | .500 | .333 | .667 | 0.6 | 0.1 | 4 | 0 | 1.1 | 7-0 | 5.3 | .500 | .000 | .833 | 0.6 | 0.1 | 1 | 0 | 1.0 |
| CIOE, Jake | 5-0 | 1.7 | 1.000 | .000 | .000 | 0.2 | 0.0 | 0 | 0 | 0.4 | 1-0 | 2.2 | .000 | .000 | .000 | 0.0 | 0.0 | 0 | 0 | 0.0 |
| WHITAKER, Bryce | 5-0 | 1.7 | .000 | .000 | .000 | 0.0 | 0.0 | 0 | 0 | 0.0 | 1-0 | 2.2 | .000 | .000 | .000 | 0.0 | 0.0 | 0 | 0 | 0.0 |
| Totals | 25 | | .451 | .356 | .755 | 34.9 | 13.1 | 171 | 62 | 75.1 | 10 | | .464 | .386 | .799 | 31.1 | 11.5 | 60 | 24 | 74.3 |
| Opponent | 25 | | .430 | .318 | .756 | 32.1 | 10.1 | 171 | 48 | 70.2 | 10 | | .447 | .358 | .809 | 31.5 | 11.7 | 76 | 23 | 75.6 |

Scoring

| Player | Overall Statistics | | | | | | | | | Conference Statistics | | | | | | | | |
|-------------------------|--------------------|-------------|----------------|-------------|----------------|-------------|-------------|-------------|--|-----------------------|-------------|---------------|-------------|----------------|-------------|------------|-------------|--|
| | FG-FGA | FG% | 3FG-3FGA | 3FG% | FT-FTA | FT% | PTS | PTS/G | | FG-FGA | FG% | 3FG-3FGA | 3FG% | FT-FTA | FT% | PTS | PTS/G | |
| SHABAZZ, Khalil | 121-296 | .409 | 56-173 | .324 | 86-99 | .869 | 384 | 15.4 | | 52-127 | .409 | 24-74 | .324 | 36-40 | .900 | 164 | 16.4 | |
| ROBERTS, Tyrell | 127-283 | .449 | 62-154 | .403 | 63-76 | .829 | 379 | 15.2 | | 51-111 | .459 | 25-60 | .417 | 34-38 | .895 | 161 | 16.1 | |
| MEEKS, Zane | 102-210 | .486 | 31-96 | .323 | 48-61 | .787 | 283 | 12.3 | | 45-89 | .506 | 11-31 | .355 | 20-24 | .833 | 121 | 13.4 | |
| WILLIAMS, Marcus | 62-148 | .419 | 28-63 | .444 | 18-27 | .667 | 170 | 6.8 | | 30-62 | .484 | 16-24 | .667 | 5-9 | .556 | 81 | 8.1 | |
| HAWTHORNE, Isaiah | 62-123 | .504 | 23-58 | .397 | 23-32 | .719 | 170 | 6.8 | | 27-53 | .509 | 6-22 | .273 | 12-16 | .750 | 72 | 7.2 | |
| NEWBURY, Ndewedo | 8-16 | .500 | 3-6 | .500 | 5-6 | .833 | 24 | 6.0 | | 8-16 | .500 | 3-6 | .500 | 5-6 | .833 | 24 | 6.0 | |
| RISHWAIN, Julian | 29-108 | .269 | 18-74 | .243 | 24-34 | .706 | 100 | 5.0 | | 9-28 | .321 | 6-18 | .333 | 2-4 | .500 | 26 | 5.2 | |
| KUNEN, Josh | 44-92 | .478 | 22-51 | .431 | 8-13 | .615 | 118 | 4.7 | | 16-34 | .471 | 7-16 | .438 | 4-6 | .667 | 43 | 4.3 | |
| GIGIBERIA, Saba | 42-78 | .538 | 3-12 | .250 | 19-31 | .613 | 106 | 4.6 | | 9-16 | .563 | 0-1 | .000 | 3-5 | .600 | 21 | 2.6 | |
| MARKOVETSKYY, Volodymyr | 37-47 | .787 | 0-0 | .000 | 24-32 | .750 | 98 | 4.3 | | 10-15 | .667 | 0-0 | .000 | 1-5 | .200 | 21 | 2.3 | |
| ROCAK, Toni | 9-25 | .360 | 1-5 | .200 | 7-18 | .389 | 26 | 1.7 | | 1-4 | .250 | 0-0 | .000 | 0-0 | .000 | 2 | 0.7 | |
| BIEKER, Justin | 4-8 | .500 | 1-3 | .333 | 8-12 | .667 | 17 | 1.1 | | 1-2 | .500 | 0-1 | .000 | 5-6 | .833 | 7 | 1.0 | |
| CIOE, Jake | 1-1 | 1.000 | 0-0 | .000 | 0-0 | .000 | 2 | 0.4 | | 0-0 | .000 | 0-0 | .000 | 0-0 | .000 | 0 | 0.0 | |
| WHITAKER, Bryce | 0-1 | .000 | 0-1 | .000 | 0-0 | .000 | 0 | 0.0 | | 0-1 | .000 | 0-1 | .000 | 0-0 | .000 | 0 | 0.0 | |
| Totals | 648-1436 | .451 | 248-696 | .356 | 333-441 | .755 | 1877 | 75.1 | | 259-558 | .464 | 98-254 | .386 | 127-159 | .799 | 743 | 74.3 | |
| Opponent | 610-1420 | .430 | 150-472 | .318 | 385-509 | .756 | 1755 | 70.2 | | 249-557 | .447 | 76-212 | .358 | 182-225 | .809 | 756 | 75.6 | |

Totals

| Player | Overall Statistics | | | | | | | | | | Conference Statistics | | | | | | | | | |
|-------------------------|--------------------|------------|------------|------------|-----------|------------|------------|------------|-----------|-----|-----------------------|------------|------------|------------|----------|------------|------------|------------|-----------|-----|
| | O-REB | D-REB | TOTAL | PF | FO | A | TO | A/TO | HI | PTS | O-REB | D-REB | TOTAL | PF | FO | A | TO | A/TO | HI | PTS |
| SHABAZZ, Khalil | 26 | 112 | 138 | 64 | 0 | 78 | 64 | 1.2 | 26 | | 8 | 41 | 49 | 27 | 0 | 21 | 24 | 0.9 | 26 | |
| ROBERTS, Tyrell | 8 | 75 | 83 | 49 | 1 | 55 | 34 | 1.6 | 30 | | 4 | 25 | 29 | 19 | 0 | 18 | 10 | 1.8 | 30 | |
| MEEKS, Zane | 50 | 84 | 134 | 52 | 0 | 21 | 36 | 0.6 | 20 | | 19 | 25 | 44 | 20 | 0 | 8 | 17 | 0.5 | 18 | |
| WILLIAMS, Marcus | 11 | 60 | 71 | 58 | 3 | 65 | 44 | 1.5 | 15 | | 5 | 28 | 33 | 30 | 3 | 18 | 21 | 0.9 | 15 | |
| HAWTHORNE, Isaiah | 26 | 55 | 81 | 61 | 2 | 23 | 29 | 0.8 | 20 | | 11 | 27 | 38 | 27 | 1 | 16 | 14 | 1.1 | 13 | |
| NEWBURY, Ndewedo | 1 | 16 | 17 | 8 | 0 | 5 | 13 | 0.4 | 13 | | 1 | 16 | 17 | 8 | 0 | 5 | 13 | 0.4 | 13 | |
| RISHWAIN, Julian | 8 | 39 | 47 | 21 | 0 | 18 | 18 | 1.0 | 18 | | 4 | 7 | 11 | 8 | 0 | 3 | 7 | 0.4 | 18 | |
| KUNEN, Josh | 19 | 71 | 90 | 53 | 2 | 31 | 31 | 1.0 | 15 | | 6 | 26 | 32 | 28 | 1 | 18 | 15 | 1.2 | 13 | |
| GIGIBERIA, Saba | 21 | 51 | 72 | 39 | 0 | 17 | 39 | 0.4 | 16 | | 3 | 13 | 16 | 8 | 0 | 3 | 12 | 0.3 | 8 | |
| MARKOVETSKYY, Volodymyr | 25 | 27 | 52 | 28 | 0 | 5 | 17 | 0.3 | 20 | | 8 | 8 | 16 | 9 | 0 | 1 | 6 | 0.2 | 6 | |
| ROCAK, Toni | 8 | 13 | 21 | 14 | 0 | 8 | 19 | 0.4 | 7 | | 0 | 0 | 0 | 0 | 0 | 3 | 1 | 3.0 | 2 | |
| BIEKER, Justin | 3 | 6 | 9 | 6 | 0 | 2 | 1 | 2.0 | 5 | | 1 | 3 | 4 | 4 | 0 | 1 | 0 | 1.0 | 5 | |
| CIOE, Jake | 0 | 1 | 1 | 0 | 0 | 0 | 0 | 0.0 | 2 | | 0 | 0 | 0 | 0 | 0 | 0 | 0 | 0.0 | 0 | |
| WHITAKER, Bryce | 0 | 0 | 0 | 0 | 0 | 0 | 1 | 0.0 | 0 | | 0 | 0 | 0 | 0 | 0 | 0 | 0 | 0.0 | 0 | |
| Totals | 234 | 638 | 872 | 453 | 8 | 328 | 361 | 0.9 | 97 | | 82 | 229 | 311 | 188 | 5 | 115 | 146 | 0.8 | 94 | |
| Opponent | 221 | 581 | 802 | 418 | 10 | 252 | 319 | 0.8 | 92 | | 93 | 222 | 315 | 161 | 3 | 117 | 119 | 1.0 | 92 | |

Team Statistics

| | USF | OPP |
|------------------------|-----------------|-----------------|
| Scoring | 1877 | 1755 |
| Points per game | 75.1 | 70.2 |
| Scoring margin | +4.9 | - |
| Field goals-att | 648-1436 | 610-1420 |
| Field goal pct | .451 | .430 |
| 3 point fg-att | 248-696 | 150-472 |
| 3-point FG pct | .356 | .318 |
| 3-pt FG made per game | 9.9 | 6.0 |
| Free throws-att | 333-441 | 385-509 |
| Free throw pct | .755 | .756 |
| F-Throws made per game | 13.3 | 15.4 |
| Rebounds | 872 | 802 |
| Rebounds per game | 34.9 | 32.1 |
| Rebounding margin | +2.8 | - |
| Assists | 328 | 252 |
| Assists per game | 13.1 | 10.1 |
| Turnovers | 361 | 319 |
| Turnovers per game | 14.4 | 12.8 |
| Turnover margin | -1.7 | - |
| Assist/turnover ratio | 0.9 | 0.8 |
| Steals | 171 | 171 |
| Steals per game | 6.8 | 6.8 |
| Blocks | 62 | 48 |
| Blocks per game | 2.5 | 1.9 |
| Winning streak | 0 | - |
| Home win streak | 2 | - |
| Attendance | 15222 | 22214 |
| Home games-Avg/Game | 13-1171 | 8-2777 |
| Neutral site-Avg/Game | - | 4-203 |

Score by Periods

| Team | 1st | 2nd | OT | TOT |
|---------------|-----|-----|----|------|
| San Francisco | 919 | 958 | 0 | 1877 |
| Opponents | 833 | 922 | 0 | 1755 |



2022-23 San Francisco Men's Basketball
Category Leaders
All games

Page 1/3
as of Feb 04, 2023

Points

| ## | Player | G | Pts | Pts/G |
|----|------------------------|----|-----|-------|
| 0 | Shabazz, Khalil | 25 | 384 | 15.4 |
| 1 | Roberts, Tyrell | 25 | 379 | 15.2 |
| 15 | Meeks, Zane | 23 | 283 | 12.3 |
| 55 | Williams, Marcus | 25 | 170 | 6.8 |
| 3 | Hawthorne, Isaiah | 25 | 170 | 6.8 |
| 11 | Kunen, Josh | 25 | 118 | 4.7 |
| 5 | Gigiberia, Saba | 23 | 106 | 4.6 |
| 2 | Rishwain, Julian | 20 | 100 | 5.0 |
| 33 | Markovetsky, Volodymyr | 23 | 98 | 4.3 |
| 10 | Rocak, Toni | 15 | 26 | 1.7 |
| 21 | Newbury, Ndewedo | 4 | 24 | 6.0 |
| 12 | Bieker, Justin | 15 | 17 | 1.1 |
| 45 | Cioe, Jake | 5 | 2 | 0.4 |

Scoring Average

| ## | Player | G | Pts | Pts/G |
|----|------------------------|----|-----|-------|
| 0 | Shabazz, Khalil | 25 | 384 | 15.4 |
| 1 | Roberts, Tyrell | 25 | 379 | 15.2 |
| 15 | Meeks, Zane | 23 | 283 | 12.3 |
| 55 | Williams, Marcus | 25 | 170 | 6.8 |
| 3 | Hawthorne, Isaiah | 25 | 170 | 6.8 |
| 21 | Newbury, Ndewedo | 4 | 24 | 6.0 |
| 2 | Rishwain, Julian | 20 | 100 | 5.0 |
| 11 | Kunen, Josh | 25 | 118 | 4.7 |
| 5 | Gigiberia, Saba | 23 | 106 | 4.6 |
| 33 | Markovetsky, Volodymyr | 23 | 98 | 4.3 |
| 10 | Rocak, Toni | 15 | 26 | 1.7 |
| 12 | Bieker, Justin | 15 | 17 | 1.1 |
| 45 | Cioe, Jake | 5 | 2 | 0.4 |

Field Goal Percentage

| ## | Player | FG | Att | Pct |
|----|------------------------|-----|-----|-------|
| 45 | Cioe, Jake | 1 | 1 | 1.000 |
| 33 | Markovetsky, Volodymyr | 37 | 47 | .787 |
| 5 | Gigiberia, Saba | 42 | 78 | .538 |
| 3 | Hawthorne, Isaiah | 62 | 123 | .504 |
| 21 | Newbury, Ndewedo | 8 | 16 | .500 |
| 12 | Bieker, Justin | 4 | 8 | .500 |
| 15 | Meeks, Zane | 102 | 210 | .486 |
| 11 | Kunen, Josh | 44 | 92 | .478 |
| 1 | Roberts, Tyrell | 127 | 283 | .449 |
| 55 | Williams, Marcus | 62 | 148 | .419 |
| 0 | Shabazz, Khalil | 121 | 296 | .409 |
| 10 | Rocak, Toni | 9 | 25 | .360 |
| 2 | Rishwain, Julian | 29 | 108 | .269 |

Field Goal Attempts

| ## | Player | G | Att | Att/G |
|----|-------------------|----|-----|-------|
| 0 | Shabazz, Khalil | 25 | 296 | 11.8 |
| 1 | Roberts, Tyrell | 25 | 283 | 11.3 |
| 15 | Meeks, Zane | 23 | 210 | 9.1 |
| 55 | Williams, Marcus | 25 | 148 | 5.9 |
| 3 | Hawthorne, Isaiah | 25 | 123 | 4.9 |

Field Goals Made

| ## | Player | G | Made | Made/G |
|----|-------------------|----|------|--------|
| 1 | Roberts, Tyrell | 25 | 127 | 5.1 |
| 0 | Shabazz, Khalil | 25 | 121 | 4.8 |
| 15 | Meeks, Zane | 23 | 102 | 4.4 |
| 55 | Williams, Marcus | 25 | 62 | 2.5 |
| 3 | Hawthorne, Isaiah | 25 | 62 | 2.5 |

3-Point FG Percentage

| ## | Player | 3FG | Att | Pct |
|----|-------------------|-----|-----|------|
| 21 | Newbury, Ndewedo | 3 | 6 | .500 |
| 55 | Williams, Marcus | 28 | 63 | .444 |
| 11 | Kunen, Josh | 22 | 51 | .431 |
| 1 | Roberts, Tyrell | 62 | 154 | .403 |
| 3 | Hawthorne, Isaiah | 23 | 58 | .397 |
| 12 | Bieker, Justin | 1 | 3 | .333 |
| 0 | Shabazz, Khalil | 56 | 173 | .324 |
| 15 | Meeks, Zane | 31 | 96 | .323 |
| 5 | Gigiberia, Saba | 3 | 12 | .250 |
| 2 | Rishwain, Julian | 18 | 74 | .243 |
| 10 | Rocak, Toni | 1 | 5 | .200 |

3-Point FG Attempts

| ## | Player | G | Att | Att/G |
|----|------------------|----|-----|-------|
| 0 | Shabazz, Khalil | 25 | 173 | 6.9 |
| 1 | Roberts, Tyrell | 25 | 154 | 6.2 |
| 15 | Meeks, Zane | 23 | 96 | 4.2 |
| 2 | Rishwain, Julian | 20 | 74 | 3.7 |
| 55 | Williams, Marcus | 25 | 63 | 2.5 |

3-Point FG Made

| ## | Player | G | Made | Made/G |
|----|-------------------|----|------|--------|
| 1 | Roberts, Tyrell | 25 | 62 | 2.5 |
| 0 | Shabazz, Khalil | 25 | 56 | 2.2 |
| 15 | Meeks, Zane | 23 | 31 | 1.3 |
| 55 | Williams, Marcus | 25 | 28 | 1.1 |
| 3 | Hawthorne, Isaiah | 25 | 23 | 0.9 |



2022-23 San Francisco Men's Basketball
Category Leaders
All games

Page 2/3
as of Feb 04, 2023

Free Throw Percentage

| ## | Player | Made | Att | Pct |
|----|------------------------|------|-----|------|
| 0 | Shabazz, Khalil | 86 | 99 | .869 |
| 21 | Newbury, Ndewedo | 5 | 6 | .833 |
| 1 | Roberts, Tyrell | 63 | 76 | .829 |
| 15 | Meeks, Zane | 48 | 61 | .787 |
| 33 | Markovetsky, Volodymyr | 24 | 32 | .750 |
| 3 | Hawthorne, Isaiah | 23 | 32 | .719 |
| 2 | Rishwain, Julian | 24 | 34 | .706 |
| 55 | Williams, Marcus | 18 | 27 | .667 |
| 12 | Bieker, Justin | 8 | 12 | .667 |
| 11 | Kunen, Josh | 8 | 13 | .615 |
| 5 | Gigiberia, Saba | 19 | 31 | .613 |
| 10 | Rocak, Toni | 7 | 18 | .389 |

Free Throw Attempts

| ## | Player | G | Att | Att/G |
|----|-------------------|----|-----|-------|
| 0 | Shabazz, Khalil | 25 | 99 | 4.0 |
| 1 | Roberts, Tyrell | 25 | 76 | 3.0 |
| 15 | Meeks, Zane | 23 | 61 | 2.7 |
| 2 | Rishwain, Julian | 20 | 34 | 1.7 |
| 3 | Hawthorne, Isaiah | 25 | 32 | 1.3 |

Free Throws Made

| ## | Player | G | Made | Made/G |
|----|------------------------|----|------|--------|
| 0 | Shabazz, Khalil | 25 | 86 | 3.4 |
| 1 | Roberts, Tyrell | 25 | 63 | 2.5 |
| 15 | Meeks, Zane | 23 | 48 | 2.1 |
| 2 | Rishwain, Julian | 20 | 24 | 1.2 |
| 33 | Markovetsky, Volodymyr | 23 | 24 | 1.0 |

Rebounds

| ## | Player | G | Reb | Reb/G |
|----|-------------------|----|-----|-------|
| 0 | Shabazz, Khalil | 25 | 138 | 5.5 |
| 15 | Meeks, Zane | 23 | 134 | 5.8 |
| 11 | Kunen, Josh | 25 | 90 | 3.6 |
| 1 | Roberts, Tyrell | 25 | 83 | 3.3 |
| 3 | Hawthorne, Isaiah | 25 | 81 | 3.2 |

Assists

| ## | Player | G | Ast | Ast/G |
|----|-------------------|----|-----|-------|
| 0 | Shabazz, Khalil | 25 | 78 | 3.1 |
| 55 | Williams, Marcus | 25 | 65 | 2.6 |
| 1 | Roberts, Tyrell | 25 | 55 | 2.2 |
| 11 | Kunen, Josh | 25 | 31 | 1.2 |
| 3 | Hawthorne, Isaiah | 25 | 23 | 0.9 |

Rebounds Average

| ## | Player | G | Reb | Reb/G |
|----|------------------|----|-----|-------|
| 15 | Meeks, Zane | 23 | 134 | 5.8 |
| 0 | Shabazz, Khalil | 25 | 138 | 5.5 |
| 21 | Newbury, Ndewedo | 4 | 17 | 4.3 |
| 11 | Kunen, Josh | 25 | 90 | 3.6 |
| 1 | Roberts, Tyrell | 25 | 83 | 3.3 |

Steals

| ## | Player | G | Stl | Stl/G |
|----|-------------------|----|-----|-------|
| 0 | Shabazz, Khalil | 25 | 52 | 2.1 |
| 1 | Roberts, Tyrell | 25 | 31 | 1.2 |
| 55 | Williams, Marcus | 25 | 18 | 0.7 |
| 3 | Hawthorne, Isaiah | 25 | 16 | 0.6 |
| 2 | Rishwain, Julian | 20 | 14 | 0.7 |

Offensive Rebounds

| ## | Player | G | OReb | OReb/G |
|----|------------------------|----|------|--------|
| 15 | Meeks, Zane | 23 | 50 | 2.2 |
| 0 | Shabazz, Khalil | 25 | 26 | 1.0 |
| 3 | Hawthorne, Isaiah | 25 | 26 | 1.0 |
| 33 | Markovetsky, Volodymyr | 23 | 25 | 1.1 |
| 5 | Gigiberia, Saba | 23 | 21 | 0.9 |

Blocked Shots

| ## | Player | G | Blk | Blk/G |
|----|------------------------|----|-----|-------|
| 5 | Gigiberia, Saba | 23 | 16 | 0.7 |
| 3 | Hawthorne, Isaiah | 25 | 13 | 0.5 |
| 15 | Meeks, Zane | 23 | 8 | 0.3 |
| 11 | Kunen, Josh | 25 | 8 | 0.3 |
| 33 | Markovetsky, Volodymyr | 23 | 8 | 0.3 |

Defensive Rebounds

| ## | Player | G | DReb | DReb/G |
|----|------------------|----|------|--------|
| 0 | Shabazz, Khalil | 25 | 112 | 4.5 |
| 15 | Meeks, Zane | 23 | 84 | 3.7 |
| 1 | Roberts, Tyrell | 25 | 75 | 3.0 |
| 11 | Kunen, Josh | 25 | 71 | 2.8 |
| 55 | Williams, Marcus | 25 | 60 | 2.4 |

Minutes

| ## | Player | G | Min | Min/G |
|----|------------------|----|-----|-------|
| 1 | Roberts, Tyrell | 25 | 855 | 34:12 |
| 0 | Shabazz, Khalil | 25 | 854 | 34:09 |
| 55 | Williams, Marcus | 25 | 584 | 23:20 |
| 15 | Meeks, Zane | 23 | 521 | 22:38 |
| 11 | Kunen, Josh | 25 | 512 | 20:29 |



2022-23 San Francisco Men's Basketball
Category Leaders
All games

Page 3/3
 as of Feb 04, 2023

Fouls

| ## | Player | G | PF | PF/G |
|----|-------------------|----|----|------|
| 0 | Shabazz, Khalil | 25 | 64 | 2.6 |
| 3 | Hawthorne, Isaiah | 25 | 61 | 2.4 |
| 55 | Williams, Marcus | 25 | 58 | 2.3 |
| 11 | Kunen, Josh | 25 | 53 | 2.1 |
| 15 | Meeks, Zane | 23 | 52 | 2.3 |

Turnovers

| ## | Player | G | TO | TO/G |
|----|------------------|----|----|------|
| 0 | Shabazz, Khalil | 25 | 64 | 2.6 |
| 55 | Williams, Marcus | 25 | 44 | 1.8 |
| 5 | Gigiberia, Saba | 23 | 39 | 1.7 |
| 15 | Meeks, Zane | 23 | 36 | 1.6 |
| 1 | Roberts, Tyrell | 25 | 34 | 1.4 |

Foul Outs

| ## | Player | G | FO |
|----|-------------------|----|----|
| 55 | Williams, Marcus | 25 | 3 |
| 3 | Hawthorne, Isaiah | 25 | 2 |
| 11 | Kunen, Josh | 25 | 2 |
| 1 | Roberts, Tyrell | 25 | 1 |

2022-23 USF MEN'S BASKETBALL GAME NOTES

2022-23 Game-by-Game



2022-23 San Francisco Men's Basketball Team Game-by-Game All games

Page 1/1
as of Feb 04, 2023

| | | | Total | | 3-Pointers | | Free throws | | Rebounds | | | | | | | | | | | |
|----------------------|------------|---------|----------|------|------------|------|-------------|------|----------|-----|-----|------|-----|-----|-----|-----|-----|------|------|--|
| Opponent | Date | Score | FG-FGA | PCT | 3FG-3FGA | PCT | FT-FTA | PCT | OFF | DEF | TOT | AVG | PF | A | TO | BLK | STL | PTS | AVG | |
| Texas Southern | 11/07/2022 | 90-77 W | 31-51 | .608 | 11-23 | .478 | 17-26 | .654 | 7 | 41 | 48 | 48.0 | 27 | 13 | 23 | 1 | 5 | 90 | 90.0 | |
| Cal Poly | 11/10/2022 | 60-48 W | 18-53 | .340 | 4-26 | .154 | 20-29 | .690 | 8 | 30 | 38 | 43.0 | 21 | 6 | 19 | 5 | 11 | 60 | 75.0 | |
| UC Merced | 11/13/2022 | 88-71 W | 32-69 | .464 | 7-28 | .250 | 17-20 | .850 | 15 | 24 | 39 | 41.7 | 13 | 20 | 10 | 4 | 13 | 88 | 79.3 | |
| at Fresno St. | 11/16/2022 | 67-60 W | 24-63 | .381 | 10-37 | .270 | 9-12 | .750 | 13 | 28 | 41 | 41.5 | 20 | 13 | 14 | 6 | 6 | 67 | 76.3 | |
| vs UNI | 11/21/2022 | 75-69 W | 25-65 | .385 | 14-36 | .389 | 11-15 | .733 | 7 | 30 | 37 | 40.6 | 16 | 14 | 8 | 1 | 8 | 75 | 76.0 | |
| vs Wichita St. | 11/22/2022 | 67-63 W | 22-56 | .393 | 12-34 | .353 | 11-14 | .786 | 8 | 30 | 38 | 40.2 | 13 | 16 | 12 | 2 | 6 | 67 | 74.5 | |
| at Davidson | 11/25/2022 | 80-89 L | 28-60 | .467 | 11-31 | .355 | 13-18 | .722 | 14 | 18 | 32 | 39.0 | 26 | 13 | 13 | 5 | 8 | 80 | 75.3 | |
| Little Rock | 11/30/2022 | 90-68 W | 30-64 | .469 | 13-32 | .406 | 17-22 | .773 | 11 | 25 | 36 | 38.6 | 18 | 19 | 11 | 4 | 7 | 90 | 77.1 | |
| vs Utah St. | 12/04/2022 | 64-82 L | 24-55 | .436 | 7-21 | .333 | 9-15 | .600 | 6 | 22 | 28 | 37.4 | 17 | 8 | 18 | 2 | 3 | 64 | 75.7 | |
| Merrimack | 12/07/2022 | 69-51 W | 23-49 | .469 | 3-20 | .150 | 20-25 | .800 | 13 | 28 | 41 | 37.8 | 14 | 15 | 20 | 2 | 4 | 69 | 75.0 | |
| vs New Mexico | 12/12/2022 | 64-67 L | 23-60 | .383 | 9-29 | .310 | 9-13 | .692 | 10 | 23 | 33 | 37.4 | 17 | 13 | 11 | 0 | 7 | 64 | 74.0 | |
| at UNLV | 12/17/2022 | 75-73 W | 28-65 | .431 | 9-35 | .257 | 10-15 | .667 | 16 | 25 | 41 | 37.7 | 13 | 13 | 16 | 1 | 9 | 75 | 74.1 | |
| UT Arlington | 12/19/2022 | 63-68 L | 21-55 | .382 | 13-31 | .419 | 8-12 | .667 | 7 | 21 | 28 | 36.9 | 18 | 13 | 16 | 0 | 8 | 63 | 73.2 | |
| Arizona St. | 12/21/2022 | 97-60 W | 32-56 | .571 | 15-29 | .517 | 18-27 | .667 | 8 | 37 | 45 | 37.5 | 23 | 22 | 13 | 3 | 8 | 97 | 74.9 | |
| Hartford | 12/22/2022 | 85-53 W | 28-57 | .491 | 12-30 | .400 | 17-19 | .895 | 9 | 27 | 36 | 37.4 | 9 | 15 | 11 | 2 | 8 | 85 | 75.6 | |
| at Santa Clara | 12/29/2022 | 67-79 L | 24-62 | .387 | 7-26 | .269 | 12-14 | .857 | 13 | 17 | 30 | 36.9 | 18 | 9 | 16 | 0 | 11 | 67 | 75.1 | |
| San Diego | 12/31/2022 | 68-80 L | 24-60 | .400 | 9-31 | .290 | 11-17 | .647 | 11 | 23 | 34 | 36.8 | 22 | 11 | 13 | 0 | 2 | 68 | 74.6 | |
| Gonzaga | 01/05/2023 | 75-77 L | 27-59 | .458 | 10-23 | .435 | 11-13 | .846 | 13 | 32 | 45 | 37.2 | 14 | 7 | 17 | 5 | 3 | 75 | 74.7 | |
| at LMU (CA) | 01/07/2023 | 72-70 W | 28-55 | .509 | 10-25 | .400 | 6-8 | .750 | 4 | 21 | 25 | 36.6 | 20 | 10 | 12 | 4 | 7 | 72 | 74.5 | |
| at Portland | 01/12/2023 | 87-92 L | 28-60 | .467 | 14-36 | .389 | 17-24 | .708 | 11 | 21 | 32 | 36.4 | 23 | 13 | 14 | 1 | 9 | 87 | 75.2 | |
| Saint Mary's (CA) | 01/14/2023 | 61-78 L | 22-52 | .423 | 8-21 | .381 | 9-12 | .750 | 5 | 21 | 26 | 35.9 | 13 | 8 | 12 | 5 | 4 | 61 | 74.5 | |
| Pacific | 01/19/2023 | 78-57 W | 30-56 | .536 | 13-23 | .565 | 5-6 | .833 | 7 | 32 | 39 | 36.0 | 17 | 22 | 17 | 3 | 4 | 78 | 74.6 | |
| BYU | 01/21/2023 | 82-74 W | 23-50 | .460 | 12-29 | .414 | 24-27 | .889 | 6 | 21 | 27 | 35.6 | 16 | 11 | 17 | 3 | 4 | 82 | 75.0 | |
| at San Diego | 01/28/2023 | 94-81 W | 34-55 | .618 | 10-21 | .476 | 16-21 | .762 | 6 | 24 | 30 | 35.4 | 20 | 21 | 15 | 1 | 8 | 94 | 75.8 | |
| at Saint Mary's (CA) | 02/02/2023 | 59-68 L | 19-49 | .388 | 5-19 | .263 | 16-17 | .941 | 6 | 17 | 23 | 34.9 | 25 | 3 | 13 | 2 | 8 | 59 | 75.1 | |
| Total | | 1877 | 648-1436 | .451 | 248-696 | .356 | 333-441 | .755 | 234 | 638 | 872 | 34.9 | 453 | 328 | 361 | 62 | 171 | 1877 | 75.1 | |
| Opponents | | 1755 | 610-1420 | .430 | 150-472 | .318 | 385-509 | .756 | 221 | 581 | 802 | 32.1 | 418 | 252 | 319 | 48 | 171 | 1755 | 70.2 | |

San Francisco Averages

| Games Played | Points/game | FG Pct | 3FG Pct | FT Pct | Rebounds/game | Assists/game | Turnovers/game | Assist/Turnover ratio | Steals/game | Blocks/game |
|--------------|-------------|--------|---------|--------|---------------|--------------|----------------|-----------------------|-------------|-------------|
| 25 | 75.1 | 45.1 | 35.6 | 75.5 | 34.9 | 13.1 | 14.4 | 0.9 | 6.8 | 2.5 |

2022-23 USF MEN'S BASKETBALL GAME NOTES

2022-23 Points, Rebounds, Assists



2022-23 San Francisco Men's Basketball Points-rebounds-assists All games

Page 1/2
as of Feb 04, 2023

| Opponent | Date | Score | 0 | 1 | 2 | 3 | 5 | 10 | 11 | 12 | 15 | 21 | 30 |
|----------------------|------------|-------|------------|------------|------------|------------|------------|------------|------------|------------|------------|------------|------------|
| | | | SHABAZZ,KH | ROBERTS,TY | RISHWAIN,J | HAWTHORNE, | GIGIBERIA, | ROCAK,TONI | KUNEN,JOSH | BIEKER,JUS | MEEKS,ZANE | NEWBURY,ND | WHITAKER,B |
| Texas Southern | 11/07/2022 | 90-77 | W | 8-10-3 | 17-4-3 | 5-4-3 | 10-6-0 | 6-5-0 | 7-3-1 | 5-7-0 | DNP | 16-6-1 | DNP |
| Cal Poly | 11/10/2022 | 60-48 | W | 18-7-2 | 12-6-0 | 5-1-1 | 0-0-0 | 6-8-1 | 7-1-0 | 8-5-0 | DNP | 3-3-0 | DNP |
| UC Merced | 11/13/2022 | 88-71 | W | 21-3-4 | 10-4-3 | 0-2-3 | 0-1-1 | 6-3-1 | 3-2-0 | 10-5-4 | 0-0-0 | 9-9-0 | DNP |
| at Fresno St. | 11/16/2022 | 67-60 | W | 8-2-4 | 22-3-2 | 3-0-1 | 2-3-2 | 3-4-0 | 0-4-1 | 3-3-0 | DNP | 20-10-1 | DNP |
| vs UNI | 11/21/2022 | 75-69 | W | 24-5-7 | 11-2-1 | 11-4-0 | 7-4-0 | 2-1-1 | 0-2-1 | 2-4-2 | DNP | 12-11-0 | DNP |
| vs Wichita St. | 11/22/2022 | 67-63 | W | 7-3-5 | 13-6-7 | 13-5-0 | 8-1-0 | 3-5-1 | DNP | 15-7-0 | DNP | 8-6-3 | DNP |
| at Davidson | 11/25/2022 | 80-89 | L | 20-3-2 | 13-1-3 | 5-4-0 | 5-0-1 | 4-5-1 | 1-3-0 | 7-6-0 | 0-0-0 | 13-2-1 | DNP |
| Little Rock | 11/30/2022 | 90-68 | W | 16-7-7 | 12-2-1 | 10-2-2 | 12-5-1 | 8-5-2 | 6-1-1 | 3-3-2 | 0-1-0 | 14-4-1 | DNP |
| vs Utah St. | 12/04/2022 | 64-82 | L | 8-5-3 | 18-1-0 | 4-3-0 | 0-1-0 | 8-4-1 | 0-5-1 | 2-2-0 | 0-0-0 | 11-4-0 | DNP |
| Merrimack | 12/07/2022 | 69-51 | W | 9-10-2 | 12-7-1 | 5-4-1 | 2-1-0 | 4-2-0 | 0-0-0 | 2-2-0 | DNP | 12-6-4 | DNP |
| vs New Mexico | 12/12/2022 | 64-67 | L | 18-9-5 | 13-6-4 | 0-1-0 | 6-1-1 | 2-1-0 | 0-0-0 | 3-0-0 | DNP | 5-3-0 | DNP |
| at UNLV | 12/17/2022 | 75-73 | W | 17-7-2 | 17-1-4 | 0-0-1 | 7-2-1 | 11-3-0 | DNP | 3-1-0 | 0-2-0 | 17-17-2 | DNP |
| UT Arlington | 12/19/2022 | 63-68 | L | 11-7-3 | 24-2-3 | 3-1-0 | 0-6-0 | 3-0-1 | 0-0-0 | 2-2-3 | 5-0-0 | 13-3-0 | DNP |
| Arizona St. | 12/21/2022 | 97-60 | W | 26-7-6 | 14-6-2 | 5-4-1 | 19-4-0 | 3-3-3 | DNP | 3-6-2 | 3-1-1 | 9-6-0 | DNP |
| Hartford | 12/22/2022 | 85-53 | W | 9-4-2 | 10-3-3 | 5-1-2 | 20-8-0 | 16-7-2 | 0-0-0 | 7-5-0 | 2-1-0 | DNP | 0-0-0 |
| at Santa Clara | 12/29/2022 | 67-79 | L | 23-2-2 | 13-0-1 | 0-1-0 | 0-1-0 | 2-1-1 | DNP | 0-3-3 | 0-0-0 | 18-10-1 | DNP |
| San Diego | 12/31/2022 | 68-80 | L | 21-8-1 | 11-3-2 | 4-0-1 | 6-2-2 | 1-1-0 | 0-0-0 | 0-1-1 | 5-0-0 | 12-8-1 | DNP |
| Gonzaga | 01/05/2023 | 75-77 | L | 17-9-2 | 18-5-2 | 3-2-0 | 6-3-0 | 2-2-1 | DNP | 9-6-0 | DNP | 14-7-1 | DNP |
| at LMU (CA) | 01/07/2023 | 72-70 | W | 7-3-0 | 21-1-1 | 18-6-2 | 4-4-1 | 8-3-0 | 2-0-3 | 2-2-1 | DNP | DNP | DNP |
| at Portland | 01/12/2023 | 87-92 | L | 25-7-3 | 24-1-2 | 1-2-0 | 11-5-1 | DNP | DNP | 10-3-2 | 0-1-0 | 9-3-0 | DNP |
| Saint Mary's (CA) | 01/14/2023 | 61-78 | L | 6-3-3 | 10-6-1 | DNP | 13-5-1 | DNP | 0-0-0 | 2-2-3 | 0-0-0 | 17-8-0 | DNP |
| Pacific | 01/19/2023 | 78-57 | W | 2-2-4 | 13-2-4 | DNP | 6-5-3 | 4-5-1 | DNP | 13-6-3 | 0-3-1 | 17-0-0 | 9-11-2 |
| BYU | 01/21/2023 | 82-74 | W | 21-5-2 | 30-4-1 | DNP | 10-5-2 | 2-3-0 | DNP | 3-4-3 | DNP | 13-4-1 | 0-0-1 |
| at San Diego | 01/28/2023 | 94-81 | W | 26-5-3 | 15-4-4 | DNP | 6-6-5 | 2-1-0 | DNP | 2-1-1 | 2-0-0 | 15-2-4 | 13-5-2 |
| at Saint Mary's (CA) | 02/02/2023 | 59-68 | L | 16-5-1 | 6-3-0 | DNP | 10-2-1 | 0-0-0 | DNP | 2-4-1 | 0-0-0 | 6-2-0 | 2-1-0 |



2022-23 San Francisco Men's Basketball Points-rebounds-assists All games

Page 2/2
as of Feb 04, 2023

| Opponent | Date | Score | 33 | 45 | 55 |
|----------------------|------------|-------|------------|-----------|------------|
| | | | MARKOVETSK | CIOE,JAKE | WILLIAMS,M |
| Texas Southern | 11/07/2022 | 90-77 | W | 2-1-0 | DNP |
| Cal Poly | 11/10/2022 | 60-48 | W | 0-0-0 | DNP |
| UC Merced | 11/13/2022 | 88-71 | W | 20-4-0 | 0-1-0 |
| at Fresno St. | 11/16/2022 | 67-60 | W | 0-3-0 | DNP |
| vs UNI | 11/21/2022 | 75-69 | W | 1-1-0 | DNP |
| vs Wichita St. | 11/22/2022 | 67-63 | W | 0-2-0 | DNP |
| at Davidson | 11/25/2022 | 80-89 | L | 4-3-0 | DNP |
| Little Rock | 11/30/2022 | 90-68 | W | 4-2-0 | 0-0-0 |
| vs Utah St. | 12/04/2022 | 64-82 | L | 0-0-0 | DNP |
| Merrimack | 12/07/2022 | 69-51 | W | 19-7-0 | DNP |
| vs New Mexico | 12/12/2022 | 64-67 | L | 12-8-0 | DNP |
| at UNLV | 12/17/2022 | 75-73 | W | DNP | DNP |
| UT Arlington | 12/19/2022 | 63-68 | L | 0-0-0 | DNP |
| Arizona St. | 12/21/2022 | 97-60 | W | 4-1-1 | 0-0-0 |
| Hartford | 12/22/2022 | 85-53 | W | 11-4-3 | 2-0-0 |
| at Santa Clara | 12/29/2022 | 67-79 | L | 2-3-0 | DNP |
| San Diego | 12/31/2022 | 68-80 | L | 0-0-0 | DNP |
| Gonzaga | 01/05/2023 | 75-77 | L | 6-5-0 | DNP |
| at LMU (CA) | 01/07/2023 | 72-70 | W | 0-2-0 | DNP |
| at Portland | 01/12/2023 | 87-92 | L | 0-0-1 | DNP |
| Saint Mary's (CA) | 01/14/2023 | 61-78 | L | 5-2-0 | DNP |
| Pacific | 01/19/2023 | 78-57 | W | 6-3-0 | 0-0-0 |
| BYU | 01/21/2023 | 82-74 | W | 0-0-0 | DNP |
| at San Diego | 01/28/2023 | 94-81 | W | DNP | DNP |
| at Saint Mary's (CA) | 02/02/2023 | 59-68 | L | 2-1-0 | DNP |

