



# SAN FRANCISCO MEN'S BASKETBALL



Game 31 - February 25, 2023

2 NCAA Championships • 1 NIT Championship • 3 Final Fours • 17 NCAA Tournament Appearances • 15 Conference Championships  
18 All-Americans • 4 Naismith Hall of Famers • 36 NBA Draft Picks

## SCHEDULE/RESULTS

RECORD: 18-12 / 7-8 WCC

H: 11-5 / A: 5-5 / N: 2-2

### November 2022

7 Mon.	vs. Texas Southern	W, 90-77
10 Thu.	vs. Cal Poly	W, 60-48
13 Sun.	vs. UC Merced	W, 88-71
16 Wed.	@ Fresno State	W, 67-60
21 Mon.	vs. Northern Iowa (CBSSN) #!	W, 75-69
22 Tue.	vs. Wichita State (CBSSN) #!	W, 67-63
25 Fri.	@ Davidson	L, 89-80
30 Wed.	vs. Little Rock	W, 90-68

### December 2022

4 Sun.	vs. Utah State	L, 82-64
7 Wed.	vs. Merrimack	W, 69-51
12 Mon.	vs. New Mexico #	L, 67-64
17 Sat.	@ UNLV	W, 75-73
19 Sun.	vs. UT Arlington	L, 68-63
21 Wed.	vs. No. 25 Arizona State (CBSSN)	W, 97-60
22 Tue.	vs. Hartford	W, 85-53
29 Thu.	@ Santa Clara*	L, 79-67
31 Sat.	vs. San Diego*	L, 80-68

### January 2023

5 Thu.	vs. Gonzaga* (ESPN)	L, 77-75
7 Sat.	@ Loyola Marymount	W, 72-70
12 Thu.	@ Portland* (ESPN U)	L, 92-87
14 Sat.	vs. Saint Mary's* (NBCSCA)	L, 78-61
19 Thu.	vs. Pacific* (NBCSCA)	W, 78-57
21 Sat.	vs. BYU* (CBSSN)	W, 82-74
28 Sat.	@ San Diego*	W, 94-81

### February 2023

2 Thu.	@ Saint Mary's* (ESPN U)	L, 68-59
4 Sat.	vs. Santa Clara* (ESPN U)	L, 84-70
9 Thu.	@ Gonzaga* (ESPN 2)	L, 99-81
11 Sat.	vs. Pepperdine*	W, 88-80
16 Thu.	@ Pacific* (NBCSBA)	W, 76-68
23 Thu.	vs. Portland* (CBSSN)	W, 92-89
25 Sat.	@ BYU* (ESPN)	7:00 PM

### March 2023

3 --	WCC Tournament#^	--
------	------------------	----

\* Designates West Coast Conference Game

! - Hall of Fame Classic- T-Mobile Center (Kansas City, Nev.)

^ - WCC Tournament - Orleans Arena (Las Vegas, Nev.)

# - Neutral Site

All times listed are Pacific

## COMMUNICATIONS

CHRIS FORTNEY

Assistant AD for Communications

E: cfortney@usfca.edu

C: 209-684-3150

Address: 2130 Fulton Street, San Francisco, CA, 94117

## GAME 31 BREAKDOWN- Marriott Center • Provo, Utah • 7:00 PM PT/8:00 PM MT • ESPN U



### San Francisco Dons

#### RECORD

18-12, 7-8 WCC

#### RANKING

-- AP / -- Coaches

#### LAST GAME

W, 92-89 vs. Portland on 2/23/23

#### HEAD COACH

Chris Gerlufsen

#### CAREER RECORD

26-17 (.605)

#### RECORD AT USF

18-12 (.600)

#### vs. BYU

1-0



### Brigham Young Cougars

#### RECORD

16-14, 6-9 WCC

#### RANKING

-- AP / -- Coaches

#### LAST GAME

L, 71-65 at #17/17 Saint Mary's on 2/18/23

#### HEAD COACH

Mark Pope

#### CAREER RECORD

161-96 (.626)

#### RECORD AT SCHOOL

84-40 (.677)

#### vs. USF

3-4

## ON THE AIR



### ESPN U

Play-by-Play: Steve Quis  
Analyst: Richie Schueler

### KNBR 1050

Play-by-Play: Pat Olson  
Analyst: --

## TIP OFF

• Last time out, USF took care of business when it mattered most as the Dons hung on to defeat Portland, 92-89, on senior night at War Memorial at the Sobrato Center on Thursday night. Suiing up for his final regular season game on the Hilltop, Khalil Shabazz went out with a bang as the Seattle native tallied 30 points, seven rebounds, two assists and two steals in 39 total minutes. Overall, the shifty guard nailed 5-of-12 from distance as he logged his second 30-point game of the season and fifth in his USF career.

• Overall, Shabazz currently sits tied for sixth in the West Coast Conference with an average of 17.1 points per game while Roberts is right behind in seventh with an average of 16.3 points per game. Within WCC play, Shabazz is fifth in the league with an average of 19.5 points per game. Additionally, Shabazz is 10th in the conference with 89 total assists and 13th with a total of 168 rebounds.

• Historically, Shabazz currently ranks sixth all-time in program history with 1,712 total points throughout his career on the Hilltop. Impressively, the Seattle native also ranks third in steals (228), fifth in career free throw percentage (.816) and 10th in games played (123) as of Wednesday night.

• Climbing with each victory, USF currently sits fifth in the WCC standings heading into the final game of regular season play. Depending on the outcomes of various games this weekend, the Dons have the opportunity to rise to fourth place in the conference standings.

• With a win over BYU on Saturday night and a Loyola Marymount loss (at Pepperdine), USF would take sole possession of fourth place heading into the WCC Tournament next weekend.

## PROJECTED STARTERS

#0 Khalil SHABAZZ GR • Guard	#1 Tyrell ROBERTS GR • Guard	#3 Isaiah HAWTHORNE R-SO • Guard/Forward	#11 Josh KUNEN JR • Forward	#15 Zane MEEKS JR • Forward
MIN 34.7	MIN 35.0	MIN 20.6	MIN 20.2	MIN 21.3
PPG 17.1	PPG 16.3	PPG 6.6	PPG 4.4	PPG 11.2
FG% 41.4	FG% 46.8	FG% 49.0	FG% 46.3	FG% 47.9
3PT% 34.4	3PT% 40.5	REB 3.2	REB 3.6	REB 5.3

# 2022-23 USF MEN'S BASKETBALL GAME NOTES

## NUMERICAL ROSTER

No.	Name	Pos	Ht	Wt	Yr	Hometown/Previous School
0	Khalil Shabazz	G	6-0	170	Gr.	Seattle, Wash. / Rainier Beach / Central Washington
1	Tyrell Roberts	G	5-11	175	Gr.	Sacramento, Calif. / Washington State
2	Julian Rishwain	G	6-5	190	Jr.	Los Angeles, Calif./Notre Dame HS /Boston College
3	Isaiah Hawthorne	F	6-8	205	R-So.	Tracy, Calif. / Tracy HS
5	Saba Gigiberia	C	7-2	248	So.	Tbilisi, Georgia / Georgia Tech
10	Toni Rocak	F	6-9	220	Gr.	Geneva, Switzerland / UC San Diego
11	Josh Kunen	F	6-8	210	Jr.	Melbourne, Australia / Centre of Excellence
12	Justin Bieker	G	6-5	180	R-So.	Portland, Ore. / Jesuit HS
15	Zane Meeks	F	6-9	220	Jr.	Prairie Village, Kan./Nevada
21	Ndewedo Newbury	F	6-7	238	So.	London, England/The Loomis Chaffee School
30	Bryce Whitaker	G	6-0	170	Jr.	Los Angeles, Calif./Lamar CC
31	Jonas Visser	C	6-10	240	Jr.	Amsterdam, Netherlands / Centre for Sports & Education
33	Volodymyr Markovetsky	C	7-2	270	Jr.	Truskavets, Ukraine/Washington State
45	Jake Cioe	G	6-0	175	So.	Tuscon, Ariz./Salpointe Catholic HS
55	Marcus Williams	G	6-2	197	So.	Dickinson, Tex. / Texas A&M

## ALPHABETICAL ROSTER

No.	Name	Pos	Ht	Wt	Yr	Hometown/Previous School
12	Justin Bieker	G	6-5	180	R-So.	Portland, Ore. / Jesuit HS
45	Jake Cioe	G	6-0	175	So.	Tuscon, Ariz./Salpointe Catholic HS
5	Saba Gigiberia	C	7-2	248	So.	Tbilisi, Georgia / Georgia Tech
3	Isaiah Hawthorne	F	6-8	205	R-So.	Tracy, Calif. / Tracy HS
11	Josh Kunen	F	6-8	210	Jr.	Melbourne, Australia / Centre of Excellence
33	Volodymyr Markovetsky	C	7-2	270	Jr.	Truskavets, Ukraine/Washington State
15	Zane Meeks	F	6-9	220	Jr.	Prairie Village, Kan./Nevada
21	Ndewedo Newbury	F	6-7	238	So.	London, England/The Loomis Chaffee School
2	Julian Rishwain	G	6-5	190	Jr.	Los Angeles, Calif./Notre Dame HS /Boston College
1	Tyrell Roberts	G	5-11	175	Gr.	Sacramento, Calif. / Washington State
10	Toni Rocak	F	6-9	220	Gr.	Geneva, Switzerland / UC San Diego
0	Khalil Shabazz	G	6-0	170	Gr.	Seattle, Wash. / Rainier Beach / Central Washington
31	Jonas Visser	C	6-10	240	Jr.	Amsterdam, Netherlands / Centre for Sports & Education
55	Marcus Williams	G	6-2	197	So.	Dickinson, Tex. / Texas A&M
30	Bryce Whitaker	G	6-0	170	Jr.	Los Angeles, Calif./Lamar CC

## COACHING STAFF

Chris Gerlufsen	Head Coach, 1st season	Randolph-Macon College, '98
Michael Plank	Assistant Coach, 2nd season	Williamette, '06
Jay Duncan	Assistant Coach, 1st season	Northwood, '10
Kyle Bankhead	Assistant Coach, 1st season	Gonzaga, '04
Vinnie McGhee	Assistant Coach, 4th season	CSUN, '12

## SUPPORT STAFF

Garrett Furubayashi	Director of Basketball Operations, 2nd Season	San Francisco, '19
Ralphie Ferrari	Assistant to the Head Coach, 5th season	San Francisco, '17
Casey Gonzalez	Associate Athletic Trainer	Illinois State, '09

## PRONUNCIATIONS:

**0 Khalil Shabazz** – Shuh-bozz (like boss but with z's)  
**5 Saba Gigiberia** – Gee-gee-bear-ee-uh  
**10 Toni Rocak** – Toni Row-chak  
**11 Josh Kunen** – Koo-nin  
**12 Justin Bieker** – Bee-kerr  
**21 Ndewedo Newbury** – Dway-doh New-berry  
**31 Jonas Visser** – Yo-nuss Viss-er  
**33 Volodymyr Markovetsky** – Vol-oh-deh-meer Mar-koh-vet-skee, also can be referred to as "Vova"  
**45 Jake Cioe** – Cee-oh

## CLASS BREAKDOWN

**GRADUATE STUDENTS (3):** Justin Bieker  
Tyrell Roberts  
Toni Rocak  
Khalil Shabazz

**JUNIORS: (6)**  
Josh Kunen  
Volodymyr Markovetsky  
Zane Meeks  
Julian Rishwain  
Jonas Visser  
Bryce Whitaker

## SOPHOMORES: (6)

Jake Cioe  
Saba Gigiberia  
Isaiah Hawthorne  
Ndewedo Newbury  
Marcus Williams

## HOME STATE/COUNTRY

### ARIZONA: (1)

Jake Cioe

### CALIFORNIA: (4)

Isaiah Hawthorne  
Julian Rishwain  
Tyrell Roberts  
Bryce Whitaker

### KANSAS: (1)

Zane Meeks

### OREGON: (1)

Justin Bieker

### WASHINGTON: (1)

Khalil Shabazz

### AUSTRALIA: (1)

Josh Kunen

### ENGLAND: (1)

Ndewedo Newbury

### GEORGIA: (1)

Saba Gigiberia

### NETHERLANDS: (1)

Jonas Visser

### SWITZERLAND: (1)

Toni Rocak

### UKRAINE: (1)

Volodymyr Markovetsky

# 2022-23 USF MEN'S BASKETBALL GAME NOTES



**0 Khalil Shabazz**  
Gr. • G • 5-9 • 170  
Seattle, Wash. / Central  
Washington



**1 Tyrell Roberts**  
Gr. • G • 5-11 • 175  
Sacramento, Calif. /  
Washington State



**2 Julian Rishwain**  
Jr. • G • 6-5 • 190  
Los Angeles, Calif. /  
Boston College



**3 Isaiah Hawthorne**  
R-So. • F • 6-8 • 205  
Tracy, Calif.  
Tracy HS



**5 Saba Gigiberia**  
So. • C • 7-2 • 248 Tbilisi,  
Georgia Georgia Tech



**10 Toni Rocak**  
Gr. • F • 6-9 • 220  
Geneva, Switzerland / UC  
San Diego



**11 Josh Kunen**  
Jr. • F • 6-8 • 210  
Melbourne, Australia  
Centre of Excellence



**12 Justin Bieker**  
R-So. • G • 6-5 • 180  
Portland, Ore.  
Jesuit HS



**15 Zane Meeks**  
Jr. • F • 6-9 • 215  
Prairie Village, Kansas  
Nevada



**21 Ndewedo Newbury**  
So. • F • 6-7 • 238  
London, England  
The Loomis Chaffee



**30 Bryce Whitaker**  
Jr. • G • 6-0 • 170  
Los Angeles, Calif.  
Lamar CC



**31 Jonas Visser**  
Jr. • C • 6-10 • 240  
Amsterdam, Netherlands  
Centre for Sports &  
Education



**33 Volodymyr Markovetsky**  
Jr. • C • 7-2 • 270  
Truskavets, Ukraine  
Washington State



**45 Jake Cioe**  
So. • G • 6-0 • 175  
Tucson, Ariz./ Salpointe  
HS



**55 Marcus Williams**  
So. • G • 6-2 • 197  
Dickinson, Tex.  
Texas A&M



**Chris Gerlufsen**  
Head Coach  
1st Season



**Michael Plank**  
Assistant Coach  
2nd Season



**Jay Duncan**  
Assistant Coach  
1st Season



**Kyle Bankhead**  
Assistant Coach  
1st Season



**Vinnie McGhee**  
Assistant Coach  
4th Season



**Garrett Furubayashi**  
Director of Operations  
2nd Season



**Ralphie Ferrari**  
Assistant to the Head Coach  
5th Season



## QUICK FACTS &amp; HEAD COACH CHRIS GERLUFSEN

## UNIVERSITY INFORMATION

Name..... University of San Francisco  
 Location..... 2130 Fulton Street  
 ..... San Francisco, CA 94117-1080  
 Religious Affiliation..... Roman Catholic (Jesuit)  
 Year Founded..... 1855  
 Enrollment..... 10,714  
 President (Yr.)..... Fr. Paul J. Fitzgerald, S.J. (8th)  
 Vice Pres., Business & Finance (Yr.)..... Charlie Cross (22nd)  
 Director of Athletics (Yr.)..... Larry Williams (1st Year)

## ATHLETICS INFORMATION

Nickname..... Dons  
 Colors..... Green (PMS 3435) & Gold (PMS 123)  
 Conference..... West Coast Conference  
 National Affiliation..... NCAA Division I  
 Arena..... War Memorial at the Sobrato Center  
 Capacity..... 3,006

## MEN'S BASKETBALL COACHING STAFF

Chris Gerlufsen..... Head Coach  
 First Season (2nd overall at USF) (Randolph-Macon College, '98)  
 Michael Plank..... Assistant Coach  
 First Season..... (Williamette, '06)  
 Jay Duncan..... Assistant Coach  
 First Season..... (Northwood, '10)  
 Kyle Bankhead..... Assistant Coach  
 First Season..... (Gonzaga, '04)  
 Vinnie McGhee..... Assistant Coach  
 Third Season..... (CSUN, '12)  
 Garrett Furubayashi..... Director of Operations  
 Second Season..... (San Francisco, '19)  
 Ralphie Ferrari..... Assistant to the Head Coach  
 Fifth Season..... (San Francisco, '18)

## MEN'S BASKETBALL QUICK FACTS

Gerlufsen's Record at USF.....18-12  
 Gerlufsen's Division I Career Record.....26-17  
 Gerlufsen's WCC Record.....7-8  
 2021-22 Overall Record.....24-10  
 2021-22 WCC Record (Finish).....10-6 (4th)  
 Seasons of Basketball.....96  
 First Season.....1923-24  
 All-Time Record.....1460-1059 (.580)  
 All-Time WCC Record.....558-352 (.614)  
 NCAA Championships (Last).....2 (1956)  
 NCAA Appearances (Last).....17 (2022)  
 NCAA Tournament Record.....21-15  
 NIT Championships.....1 (1949)  
 WCC Reg. Season Titles (Last).....15 (1981)  
 WCC Tournament Titles.....1 (1998)  
 Letterwinners Returning/Lost.....9/6  
 Starter Returning/Lost.....1/4  
 Newcomers.....4 - 4 Division I transfers

## WEB ADDRESSES/SOCIAL MEDIA

USF.....www.usfca.edu  
 San Francisco Athletics.....www.usfdons.com  
 West Coast Conference.....www.wccsports.com  
 Twitter.....@DonsAthletics  
 .....@USFDonsMBB  
 Instagram.....@USFDonsMBB  
 Facebook.....Facebook.com/USFDonsMBB

## HOW TO REFERENCE THE UNIVERSITY

We are the University of San Francisco, established by the Jesuits in 1855 as the first university in San Francisco.

When referencing the school and its teams, please use "The University of San Francisco," "San Francisco," "USF," or "The Dons."

DO NOT use "Frisco," "San Fran," "San Francisco University," "SFU" or any other iteration. Also, when referring our women's teams, **DO NOT** use "Lady Dons."

Chris Gerlufsen enters his first season as head coach of the Dons after being promoted on March 18, 2022.

Originally coming to the Hilltop in the summer of 2021 as the associate head coach on Todd Golden's staff, Gerlufsen serves as USF's primary offensive coordinator with a focus on working with the team's guards.

In 2021-22, USF grew into one of the elite offenses in the country as the Dons ranked in the top five in the West Coast Conference as a team in three-point field goal attempts (934, first), three-point field goals per game (9.6, first), total three-point field goals made (327, first), offensive rebounds (10.76, first), scoring offense (77.4, second), field goal percentage (45.7, fourth), free throws attempted (598, third), free throws made (415, third). Nationally, USF also ranked in the top fifty in three-point field goal attempts (thirteenth), total three-point field goals made (fourteenth), three-point field goals per game (sixteenth), scoring margin (twenty-eighth) and scoring offense (thirty-seventh). As a team, USF's 77.4 points per game were also the most for the green and gold since the 2015-16 season, when the Dons averaged 77.6 points under Rex Walters. On Wednesday, Dec. 28, 2021, USF broke the single-game program record for most three-pointers in a game with 20 made triples in a 111-78 win over Academy of Art.

Prior to USF, Gerlufsen served as the top assistant to head coach Eran Ganot at Hawaii from 2019-22. While at UH, he oversaw the guards and served as the Rainbow Warriors' offensive coordinator. He also served as the interim head coach for Hawaii's first 13 games in the 2019-20 season, leading UH to an 8-5 non-conference record, including an 85-75 upset win over previously undefeated USF.

Gerlufsen also previously spent four seasons as an assistant at San Diego from 2015-19, giving him familiarity with the West Coast Conference. During his time with the Toreros, USD experienced unprecedented success, posting back-to-back 20-win

## CHRIS GERLUFSEN

## Head Coach

Randolph-Macon College, '98

1st Season at USF

1st Season Overall

Career Record 26-17 (1st season)

vs. Division I 26-17 (1st season)

Overall USF 18-12 (1st season)

WCC Games 7-8 (1st season)

Family: Ila (girlfriend)



seasons for the first time in program history while advancing to the postseason both years. He finished his run with the Toreros in 2018-19 with San Diego earning a berth to the NIT.

At USD, Gerlufsen also oversaw guards and served as offensive coordinator as he led USD's global recruiting efforts by signing more than a half dozen international players during his tenure. In his last two years at USD, he coached a trio of all-conference selections, including Isaiah Pineiro, Olin Carter III and Isaiah Wright.

Prior to USD, Gerlufsen spent nine seasons on the bench as an assistant the University of Hartford, with the last two seasons of which he served as associate head coach. While at Hartford, his primary responsibilities including working with both the perimeter and post players as well as serving as the staff's recruiting coordinator.

Gerlufsen also had stops at The Citadel (2001-'06), Southwestern (1999-'01) and got his start as an assistant coach at Washington College in Maryland in 1998-99.

Gerlufsen was a four-time letter winner for Randolph-Macon College, a Division III school in Virginia. While playing for the Yellow Jackets, he was named team captain for a squad that twice advanced to the NCAA Division III tournament. He graduated in 1998 with a B.A. in Business and Economics. He is a native of Philadelphia, PA.

## COACHING EXPERIENCE

1998-99 - Washington College, Graduate Assistant

1999-2000 - Southwestern, Assistant Coach

2000-02 - The Citadel, Graduate Assistant

2002-06 - The Citadel, Assistant Coach

2006-13 - Hartford, Assistant Coach

2013-15 - Hartford, Associate Head Coach

2015 - 19 - San Diego, Assistant Coach

2019 - 21 - Hawaii, Assistant Coach

2021 - 22 - San Francisco, Associate Head Coach

2022 - Present - San Francisco, Head Coach

# 2022-23 USF MEN'S BASKETBALL GAME NOTES

## THE MATCHUP

### ALL-TIME SERIES



- VS -



<b>OVERALL</b>	<b>12-23</b>
HOME	7-9
AWAY	3-11
NEUTRAL SITES	2-3
LAST MEETING	USF W, 82-74, on 1/21/23
FIRST MEETING	USF W, 79-75, on 12/13/68
LARGEST WIN	23, USF W, 86-63, on 3/11/79
LAST WIN	USF W, 82-74, on 1/21/23
LARGEST LOSS	31, BYU W, 99-68, on 1/3/15
LAST LOSS	BYU W, 71-69, on 1/15/22
STREAK	W3

### COMPARISON

Category	USF	BYU
Points Per Game	76.1	75.2
Field Goal Pct.	45.1	45.0
Opp. FG Pct.	43.7	43.4
3-PT FG Pct.	35.9	33.5
Opp. 3-PT FG Pct.	33.9	34.8
Free Throw Pct.	74.7	71.0
Rebound Margin	1.9	5.2
Rebounds Per Game	34.3	37.7
Blocks Per Game	2.5	3.9
Steals Per Game	6.9	7.8
Assists Per Game	12.9	14.7
Turnovers Per Game	14.1	14.5

### ABOUT THE COUGARS

Location	Provo, Utah
Founded	1875
Enrollment	34,390
Nickname	Cougars
First Year	1902-03 (Division I)
All-Time Record	1913-1135 (.628)
2021-22 Record	24-11, 9-6 WCC
Last 5/Last 10	3-7
STREAK	L4
LAST GAME	L, 71-65 at Saint Mary's on 2/18/23
HEAD COACH	Mark Pope (Kentucky, 1996)
at SCHOOL	84-40 (.677) (4th Season)
OVERALL	161-96 (.626) (8th Season)

## About University of San Francisco

The University of San Francisco ([usfca.edu](http://usfca.edu)) is located in the heart of one of the world's most innovative and diverse cities and is home to a vibrant academic community of students and faculty who achieve excellence in their fields. Its diverse student body enjoys direct access to faculty, small classes, and outstanding opportunities in the city itself. Founded in 1855, USF is San Francisco's first university, and its Jesuit Catholic mission helps ignite a student's passion for social justice and a desire to "Change the World From Here." USF has a storied athletics tradition, and today its accomplished Division I scholar athletes compete in seven men's sports and eight women's sports. USF is a member of the West Coast Conference. For more information on USF Athletics, visit [usfdons.com](http://usfdons.com) and follow the Dons the Dons on social media on Twitter, Facebook, and Instagram @DonsAthletics.

## VS. BYU

### About The Cougars

- Last week, BYU fell on the road at Saint Mary's, 71-65, in a hard-fought battle in Moraga. As a team, the Cougars shot 47.4 percent from distance (9-19), but were unable to overcome a 13-point second half deficit.
- Hard to contain down low, Fousseyni Traore enters the week ranked in the top five in the WCC in offensive rebounds (78, second), total rebounds (227, third), defensive rebounds (149, fourth) and rebounds per game (7.8, fourth).
- As a team, BYU currently sits second in the conference in rebounds per game (37.7) and fourth assists per game (14.7). Defensively, The Cougars also bother their opponents as they lead the WCC in steals per game (7.8) and are second in blocks per game (3.9).

### All-Time Series

- Saturday's meeting between the Cougars and the Dons will mark the 36th meeting all-time between the two programs as BYU currently holds a 23-12 record against USF. Despite the advantage, the Dons have defeated the Cougars in three of their last four matchups, including an 82-74 win in San Francisco on Jan. 21.

## LAST BOX SCORE

### Portland (13-17,5-10 WCC) -vs- San Francisco (18-12,7-8 WCC) 02/23/23 at War Memorial at the Sobrato Center, San Francisco, CA

Date: 02/23/23	Score By Period	1	2	Total
Time: 8:00 PM	Portland	53	36	89
Attendance: 2,933	San Francisco	56	36	92
Site: War Memorial at the Sobrato Center, San Francisco, CA				
Referees: Courtney Holmes, Glen Mayberry, Larry Spaulding				

#### Portland 89

#	Player	GS	MIN	FG	3PT	FT	ORB-DRB	REB	PF	A	TO	BLK	STL	PTS
01	Wood,Moses	*	39	10-15	5-6	3-3	2-7	9	3	1	3	2	1	28
02	Robertson,Tyler	*	35	4-11	2-4	12-14	1-5	6	4	3	5	0	0	22
11	Perry,Jack	*	19	1-2	1-1	3-3	0-1	1	0	0	2	0	2	6
04	Gorosoito,Juan Sebastian	*	31	1-6	1-6	2-2	1-0	1	4	1	1	1	2	5
12	Sjolund,Kristian	*	19	1-2	0-1	1-1	0-5	5	1	0	2	0	0	3
25	Meadows,Mike		27	3-7	1-2	2-2	0-3	3	1	4	1	0	0	9
15	Nduka,Chika		18	4-4	0-0	1-1	1-3	4	5	1	1	1	1	9
03	Applewhite,Alden		12	1-3	1-2	4-5	1-3	4	1	1	0	0	0	7
23	Vucinic,Vasilije	0+	0-0	0-0	0-0	0-0	0-0	0	0	0	0	0	0	0
TM	TEAM		0	0-0	0-0	0-0	0-0	0	0	0	0	0	0	0
<b>Totals</b>			-	200	25-50	11-22	28-31	6-27	33	19	11	15	4	89

Team Summary	FG	3PT	FT
First Half	16-25 64.00 %	9-13 69.23 %	12-14 85.71 %
Second Half	9-25 36.00 %	2-9 22.22 %	16-17 94.12 %
<b>Total</b>	<b>25-50 50.0 %</b>	<b>11-22 50.0 %</b>	<b>28-31 90.3 %</b>

Technical Fouls: (1)	Second Chance Points: 9	Scores Tied: 8 times(s)	Points in the Paint: 18	Fast Break Points: 9
Perry,Jack	Points off Turnovers: 8	Bench Points: 25	Largest Lead: 0 0	
Lead Changed: 6 times(s)				

#### San Francisco 92

#	Player	GS	MIN	FG	3PT	FT	ORB-DRB	REB	PF	A	TO	BLK	STL	PTS
00	Shabazz,Khalil	*	39	9-19	5-12	7-10	3-4	7	2	2	2	0	2	30
01	Roberts,Tyrell	*	40	8-12	3-6	0-0	0-0	0	2	6	1	0	1	19
10	Rocak,Toni	*	13	4-8	2-3	3-4	1-3	4	3	1	2	0	2	13
03	Hawthorne,Isaiah	*	21	3-6	1-1	0-0	0-3	3	5	0	0	2	2	7
11	Kunen,Josh	*	18	2-5	0-2	0-0	1-1	2	1	2	1	0	0	4
55	Williams,Marcus		26	6-9	5-8	0-0	0-2	2	2	1	1	0	1	17
33	Markovetskiy,Volodymyr		3	0-0	0-0	2-2	0-1	1	2	0	0	0	0	2
21	Newbury,Ndewedo		21	0-3	0-1	0-0	0-2	2	3	0	0	1	0	0
12	Bleker,Justin		12	0-1	0-1	0-0	0-1	1	2	1	0	0	1	0
15	Meeks,Zane		7	0-0	0-0	0-1	0-1	1	0	0	0	0	0	0
TM	TEAM		0	0-0	0-0	0-0	0-0	0	0	0	0	0	0	0
<b>Totals</b>			-	200	32-63	16-34	12-17	5-18	23	22	13	7	3	92

Team Summary	FG	3PT	FT
First Half	19-32 59.38 %	12-21 57.14 %	6-8 75.00 %
Second Half	13-31 41.94 %	4-13 30.77 %	6-9 66.67 %
<b>Total</b>	<b>32-63 50.8 %</b>	<b>16-34 47.1 %</b>	<b>12-17 70.6 %</b>

Technical Fouls: none	Second Chance Points: 7	Scores Tied: 8 times(s)	Points in the Paint: 26	Fast Break Points: 17
Lead Changed: 6 times(s)	Points off Turnovers: 18	Bench Points: 19	Largest Lead: 0 0	

# 2022-23 USF MEN'S BASKETBALL GAME NOTES

## DONS WCC TOURNAMENT HISTORY

Yr	Rnd	USF Seed	Opp Seed	Opp	W/L	Score	Site	USF's High Scorer	USF's High Rebounder
2022	S	4	1	#1/1 Gonzaga	L	81-71	Orleans Arena- Las Vegas, Nev.	27, Khalil Shabazz	8, Julian Rishwain
2022	2	4	5	BYU	W	75-63	Orleans Arena- Las Vegas, Nev.	22, Khalil Shabazz	9, Yauhen Massalski
2021	1	8	9	San Diego	W	67-51	Orleans Arena - Las Vegas, Nev.	18, Jamaree Bouyee	9, Dzmitry Ryuny
	2	8	5	Loyola Marymount	L	70-66	Orleans Arena- Las Vegas, Nev.	19, Dzmitry Ryuny	6, Jamaree Bouyee
2020	2	5	8	Loyola Marymount	W	82-53	Orleans Arena - Las Vegas, Nev.	16, Charles Minlend	10, Jimbo Lull
	Q	5	4	Pacific	W	72-54	Orleans Arena - Las Vegas, Nev.	21, Charles Minlend	8, Remu Raitanen
	S	5	1	Gonzaga	L	77-81	Orleans Arena - Las Vegas, Nev.	19, Charles Minlend	8, Remu Raitanen
2019	Q	4	8	Pepperdine	L	72-89	Orleans Arena - Las Vegas, Nev.	17, Charles Minlend	8, Matt McCarthy
2018	Q	4	5	Pacific	W	71-70 (OT)	Orleans Arena - Las Vegas, Nev.	20, Jordan Ratinho	9, Nate Renfro
	S	4	1	Gonzaga	L	88-60	Orleans Arena - Las Vegas, Nev.	15, Nate Renfro	6, Nate Renfro
2017	Q	5	4	Santa Clara	L	76-69	Orleans Arena - Las Vegas, Nev.	33, Ronnie Boyce III	5, three players
2016	Q	5	4	Pepperdine	L	90-68	Orleans Arena - Las Vegas, Nev.	33, Devin Watson	5, three players
2015	1	8	9	Pacific	W	62-58	Orleans Arena - Las Vegas, Nev.	14, two players	10, Matt Glover
	Q	8	1	Gonzaga	L	81-72	Orleans Arena - Las Vegas, Nev.	21, two players	10, Tim Derksen
2014	Q	3	6	San Diego	W	69-60	Orleans Arena - Las Vegas, Nev.	19, Avry Holmes	8, Cole Dickerson
	S	3	2	BYU	L	79-77	Orleans Arena - Las Vegas, Nev.	20, Cole Dickerson	10, Cole Dickerson
2013	2	5	9	Loyola Marymount	L	61-60 (OT)	Orleans Arena - Las Vegas, Nev.	23, Cole Dickerson	18, Cole Dickerson
2012	2	5	8	Portland	W	84-62	Orleans Arena - Las Vegas, Nev.	19, two players	10, Cole Dickerson
	Q	5	4	Loyola Marymount	W	67-60	Orleans Arena - Las Vegas, Nev.	19, Michael Williams	9, Perris Blackwell
	S	5	1	Saint Mary's	L	83-78	Orleans Arena - Las Vegas, Nev.	28, Cody Doolin	7, Angelo Caloiaro
2011	Q	3	6	Pepperdine	W	76-59	Orleans Arena - Las Vegas, Nev.	23, Rashad Green	10, Rashad Green
	S	3	2	Gonzaga	L	71-67	Orleans Arena - Las Vegas, Nev.	21, Michael Williams	6, Angelo Caloiaro
2010	Q	4	5	Loyola Marymount	L	84-76	Orleans Arena - Las Vegas, Nev.	20, Kwame Vaughn	9, Dior Lowhorn
2009	1	7	6	Pepperdine	L	93-85	Orleans Arena - Las Vegas, Nev.	32, Dior Lowhorn	9, Blake Wallace
2008	1	5	8	Loyola Marymount	W	79-60	Jenny Craig Pavilion - San Diego, Calif.	26, Dior Lowhorn	9, Dior Lowhorn
	Q	5	4	Santa Clara	L	51-50	Jenny Craig pavilion - San Diego, Calif.	17, Vince Polakovic	5, Hyman Taylor
2007	Q	4	5	San Diego	L	77-75	Chiles Center - Portland, Ore.	16, Manny Quezada	8, Alan Wiggins, Jr.
2006	Q	4	5	San Diego	L	62-59	McCarthy Athletic Center - Spokane, Wash.	12, Alan Wiggins, Jr.	8, two players
2005	1	6	7	Portland	W	65-60	Leavey Center - Santa Clara, Calif.	22, Tyrone Riley	8, Tyrone Riley
	Q	6	3	Santa Clara	L	67-60	Leavey Center - Santa Clara, Calif.	18, Tyrone Riley	10, Alan Wiggins, Jr.
2004	Q	4	5	Santa Clara	L	81-75	Leavey Center - Santa Clara, Calif.	27, James Bayless	8, two players
2003	Q	3	7	Loyola Marymount	W	70-56	Jenny Craig Pavilion - San Diego, Calif.	26, Darrel Tucker	11, Darrel Tucker
	Q	3	2	San Diego	L	72-63	Jenny Craig Pavilion - San Diego, Calif.	16, Shamell Stallworth	6, Darrel Tucker
2002	1	4	5	San Diego	L	69-67	Jenny Craig Pavilion - San Diego, Calif.	28, Shamell Stallworth	10, Shamell Stallworth
2001	1	5	4	San Diego	L	62-42	Jenny Craig Pavilion - San Diego, Calif.	14, Ali Thomas	
2000	1	5	4	Santa Clara	L	63-48	Toso Pavilion - Santa Clara, Calif.	8, three players	8, two players
1999	1	7	2	Pepperdine	L	67-65	Toso Pavilion - Santa Clara, Calif.	20, Gerald Zimmerman	13, Terrence Moore
1998	1	5	4	Saint Mary's	W	83-66	Toso Pavilion - Santa Clara, Calif.	21, M.J. Nodilo	9, Damian Cantrell
	S	5	3	Santa Clara	W	86-83	Toso Pavilion - Santa Clara, Calif.	23, Hakeem Ward	7, Hakeem Ward
	C	5	1	Gonzaga	W	80-67	Toso Pavilion - Santa Clara, Calif.	18, Ra'oof Sadat	11, Damian Cantrell
1997	1	3	6	Portland	W	78-66	Chiles Center - Portland, Ore.	30, Hakeem Ward	13, Hakeem Ward
	S	3	4	San Diego	W	64-61	Chiles Center - Portland, Ore.	23, Gerald Zimmerman	9, Gerald Zimmerman
	C	3	2	Saint Mary's	L	66-59	Chiles Center - Portland, Ore.	16, John Duggan	7, Damian Cantrell
1996	1	4	5	Portland	L	78-72	Toso Pavilion - Santa Clara, Calif.	25, John Duggan	7, three players
1995	1	6	3	Saint Mary's	L	72-41	Toso Pavilion - Santa Clara, Calif.	12, Gerald Walker	8, Tyrone Paul
1994	1	3	6	Santa Clara	W	76-34	Toso Pavilion - Santa Clara, Calif.	25, Gerald Walker	13, Kent Bennett
	S	3	2	Pepperdine	L	82-79	Toso Pavilion - Santa Clara, Calif.	21, Orlando Smart	8, Kent Bennett
1993	1	4	5	San Diego	W	96-93 (OT)	War Memorial Gym - San Francisco, Calif.	25, Orlando Smart	8, two players
	S	4	1	Pepperdine	L	88-67	War Memorial Gym - San Francisco, Calif.	16, Orlando Smart	7, Gerald Walker
1992	1	6	3	Loyola Marymount	W	100-65	Chiles Center - Portland, Ore.	29, Tomas Thompson	20, Darryl Johnson
	S	6	1	Pepperdine	L	67-65	Chiles Center - Portland, Ore.	20, Tomas Thompson	11, Darryl Johnson
1991	1	7	2	Loyola Marymount	W	101-93	Toso Pavilion - Santa Clara, Calif.	45, Tim Owens	11, Darryl Johnson
	S	7	1	Pepperdine	L	65-56	Toso Pavilion - Santa Clara, Calif.	14, two players	8, Darryl Johnson
1990	1	6	3	San Diego	L	80-74	Gersten Pavilion - Los Angeles, Calif.	23, Joel DeBortoli	6, Scott McWhorter

### All-WCC Tournament Selections

Kent Bennett	1994
Damian Cantrell	1998
Cole Dickerson	2014
Cody Doolin	2012
M.J. Nodilo	1998
Khalil Shabazz	2022
Orlando Smart	1993
Tomas Thompson	1992
Hakeem Ward	1997, *1998
Michael Williams	2011
Gerald Zimmerman	1997

\*WCC Tournament Most Outstanding Player

Dons were WCC Tournament Champs in 1998 as the No. 5 Seed.

### Miscellaneous Records

As a #1 Seed	0-0
As a #2 Seed	0-0
As a #3 Seed	6-5
As a #4 Seed	3-11
As a #5 Seed	8-8
As a #6 Seed	2-6
As a #7 Seed	1-3
As a #8 Seed	2-2
Vs. #1 Seed	1-7
Vs. #2 Seed	1-6
Vs. #3 Seed	2-5
Vs. #4 Seed	4-5
Vs. #5 Seed	2-8
Vs. #6 Seed	4-1
Vs. #7 Seed	2-0
Vs. #8 Seed	3-1
Vs. #9 Seed	2-1

### Miscellaneous Records

Vs. BYU	1-1
Vs. Gonzaga	1-5
Vs. Loyola Marymount	6-3
Vs. Pacific	3-0
Vs. Pepperdine	1-8
Vs. Portland	3-1
Vs. Saint Mary's	1-4
Vs. San Diego	4-6
Vs. Santa Clara	2-7

### Miscellaneous Records

In the First Round	10-11
In the Second Round	2-2
In the Quarterfinals	7-11
In the Semifinals	2-10
In the Finals	1-1
Overall	21-33
In Las Vegas	10-14
In Portland	3-3
In Santa Clara	6-9
In San Diego	2-4
In Los Angeles	0-1
In Spokane	0-1
In Moraga	0-1
In San Francisco	1-2
Under Golden	4-2
Overtime Games	2-1

**The Tradition**

WCC Championships.....	15
WCC Tournament Championships.....	1
NCAA Appearances.....	16
NCAA Championships.....	2 (1955, '56)
Final Four Appearances.....	3 (1955, '56, '57)
NIT Appearances.....	6
NIT Championships.....	1 (1949)
All-America Selections.....	18
NBA Draft Selections.....	36
NBA Players.....	24
NBA Championships Won by USF.....	31

**Naismith Hall of Fame Members**

Bill Russell • K.C. Jones • Pete Newell • Phil Woolpert

**National Players of the Year**

Bill Russell (1955, '56)

**National Coaches of the Year**

Phil Woolpert (1955, '56) • Bob Gaillard (1977)

**WCC Players of the Year**

Bill Russell (1955, '56) • Mike Farmer (1957, '58) • Ollie Johnson (1964, '65) • Bill Cartwright (1977, '78, '79) • Quintin Dailey (1981, '82) • Kenyon Jones (2000)

**All-Americans**

Ray Maloney (1929) • Rene Barielles (1930) • Bill Russell (1955, '56) • KC Jones (1956) • Mike Farmer (1958) • Gene Brown (1958) • Ollie Johnson (1965) • Phil Smith (1974) • Bill Cartwright (1977, '78, '79) • Winford Boynes (1977, '78) • James Hardy (1977) • Quintin Dailey (1982) • Wallace Bryant (1982)

**WCC Coaches of the Year**

Phil Woolpert (1955, '56, '57, '58) • Pete Peletta (1963, '64, '65) • Bob Gaillard (1972, '77) • Dan Belluomini (1979) • Pete Barry (1981) • Rex Walters (2014)

**Olympians**

Jimmy Needles, Head Coach (1936) • K.C. Jones, Bill Russell (1956) • Pete Newell, Head Coach (1960)

**NBA Championships**

Joe McNamee, Rochester (1951) • Bill Russell, Boston Player (1957, '59, '60, '61, '62, '63, '64, '65, '66); Boston Head Coach (1968, '69) • K.C. Jones, Boston (Player - 1959, '60, '61, '62, '63, '64, '65, '66); Los Angeles Assistant Coach (1971); Boston Head Coach (1981) • Phil Smith, Golden State (1975) • Eric Fernsten, Boston (1981) • Bill Cartwright, Chicago Player (1991, '92, '93); Chicago Assistant Coach (1997, '98)

**NBA Head Coaches**

Jim Brovelli, Washington (1999) • Bill Cartwright, Chicago (2001-02) • Mike Farmer, Baltimore (1966) • K.C. Jones, Washington (1973-76); Boston (1983-88); Seattle (1990-92) • Bill Russell, Boston (1966-69); Seattle (1973-77); Sacramento (1987-88) • Fred Scolari, Baltimore (1951-52).

**Retired Numbers**

4 • K.C. Jones • 6 • Bill Russell • 17 • Mike Farmer • 20 • Phil Smith • 24 • Bill Cartwright • 31 • Joe Ellis • 32 • Ollie Johnson

**NCAA Championships by School**

UCLA.....	11	Louisville.....	3
Kentucky.....	8	Villanova.....	3
North Carolina.....	6	Cincinnati.....	2
Duke.....	5	Florida.....	2
Indiana.....	5	Michigan State.....	2
North Carolina.....	5	North Carolina State.....	2
Connecticut.....	4	Oklahoma State.....	2
Kansas.....	3	<b>San Francisco..... 2</b>	

**NOTABLE****MEET THE NEWCOMERS:**

**#1 Tyrell Roberts (Washington State)-** Playing in 36 of 37 contests while starting 31 games for the Cougars last season, Roberts finished second on the team with 11.4 ppg in 2021-22. Overall, the versatile guard shot 92.5 percent (49-53) from the charity stripe to set a new single-season program record for free-throw percentage. During Washington State's run in this year's NIT, Roberts cashed in a career-best 7-of-16 from behind-the-arc in their opening round matchup against Santa Clara as the Sacramento native finished the tournament with fourteen made triples, the most all-time in a postseason appearance for WSU. In the classroom, Roberts was named to the Pac-12 Winter Academic Honor Roll.

**#5 Saba Gigiberia (Georgia Tech)-** Appearing in 15 games at Georgia Tech in 2021-22, the 7'1" center averaged 7.8 minutes, 2.5 points and 2.3 rebounds for the Yellow Jackets. On Jan. 19, 2022, Gigiberia received his first career start against Wake Forest, when he scored a career-high eight points in addition to logging a career-high 16:47 on the court. In 2020-21, Gigiberia played short minutes in eight games, with a high of 10:01 against Delaware State on Dec. 20, 2020. Originally from the Republic of Georgia, Gigiberia was a four-star post prospect who played his final two years of high school basketball in the United States. Known for his basketball IQ, Gigiberia can play with his back to the basket or facing the basket, with skills as a passer and ability to step out on the perimeter.

**#10 Toni Rocak (UC San Diego)-** Prior to coming to the Hilltop, Rocak was an All-Conference forward at UCSD as the big man earned All-Big West Honorable Mention honors last season after leading the Tritons in scoring (15.1 points per game) and rebounding (6.5 rebounds per game). In 2021-22, the versatile big man earned Big West Player of the Week twice and scored a career-high 34 points in UCSD's win over UC Santa Barbara on Dec. 30 -- the highest single game point total for any Big West player in 2021-22. As a junior in 2020-21, Rocak was recognized as the top sixth man in the Big West by HoopsHD.com as he led UCSD in scoring (12.8 points per game) and rebounding (5.3 rebounds per game) while also finishing fifth in the conference in field goal percentage (51.9 percent).

**#55 Marcus Williams (Texas A&M)-** This past season, Williams made 27 appearances for the Aggies on the hardwood, which included starting in 25 games. Overall, the versatile guard averaged 7.9 points, 3.4 assists, 2.2 rebounds and 1.3 steals in 24.4 minutes played. Notably, the highlight of his 2021-22 came in a road game at Georgia on Jan. 4, when Williams buried the game-winning triple with less than one second left on the shot clock to knock off the Bulldogs. Prior to transferring to Texas A&M, Williams was named the Mountain West Freshman of the Year in 2020-21 after an impressive debut season at Wyoming. Making a splash immediately, Williams was a finalist for the Kyle Macy National Freshman of the Year by College Insider as he appeared in all 25 games for the Cowboys, which included 24 starts. In his freshman season, Williams averaged 14.8 points per game to go along with 4.3 assists as his 14.8 points ranked eighth among freshmen in the nation while his 4.3 assists ranked fourth in the Mountain West.

**USF's Notable Streaks****Winning Streaks**

No.	Began	Ended
*60	vs. Oregon State, 60-34 (12-17-54)	at Illinois, 62-33 (12-17-56)
29	vs. SF State, 125-81 (1976-77)	at Notre Dame, 93-82 (1976-77)
21	vs. Seattle, 60-51 (1957-58)	vs. Seattle, 69-67 (1957-58)
19	vs. LMU 102-67 (1963-64)	vs. UCLA, 76-72 (1963-64)
13	vs. Utah State, 76-66 (1965-66)	vs. Pacific, 88-78 (1965-66)
12	at Nevada, 78-73 (1999-00)	at Gonzaga, 96-73 (1999-00)
11	vs. Oregon State, 66-58 (1964-64)	vs. Arizona, 71-56 (1964-65)
10	vs. Wyoming, 98-66 (1973-74)	vs. Seattle, 62-59 (1973-74)
10	vs. LMU, 74-65 (1975-76)	vs. Seattle, 81-70 (1975-76)
10	vs. Georgia, 92-84 (1981-82)	vs. Rice, 78-66 (1981-82)

Longest in 2021-22

--

Current

\* Second longest winning-streak in NCAA history

**Losing Streaks**

No.	Began	Ended
11	vs. Stanford, 69-61 (1950-51)	vs. St. Mary's, 48-44 (1950-51)
9	vs. St. Mary's, 42-38 (1945-46)	vs. Utah, 39-37 (1946-47)
9	vs. San Jose State (1985-86)	vs. Fresno Pacific, 73-41 (1985-86)
8	vs. Stanford, 65-61 (1970-71)	vs. DePaul, 77-57 (1970-71)
8	vs. St. Mary's, 66-49 (1987-88)	vs. San Diego, 79-73 (1987-88)
7	vs. Santa Clara, 86-66 (1968-69)	vs. LMU, 70-61 (1968-69)
7	vs. Santa Clara, 86-59 (1990-91)	vs. San Diego, 89-81 (1990-91)
7	vs. Pepperdine, 79-55 (1994-95)	vs. Pepperdine, 94-92 (1994-95)
7	at New Mexico State, 89-78 (2006-07)	vs. San Diego, 103-102 OT (2006-07)
7	vs. UC Irvine, 72-59 (2007-08)	vs. Portland, 60-59 (2007-08)

Longest in 2021-22

--

Current

## 2022-23 USF MEN'S BASKETBALL GAME NOTES

• Fresh off their first NCAA Tournament since 1998, the Dons are hungry to get back to the Big Dance after a successful season in 2021-22 that saw the green and gold compile a 24-10 overall record, including a 10-6 mark in West Coast Conference play.

• USF returns eleven letterwinners from the 2021-22 NCAA Tournament team: Khalil Shabazz, Julian Rishwain, Isaiah Hawthorne, Josh Kunen, Justin Bieker, Zane Meeks, Ndewedo Newbury, Bryce Whitaker, Jonas Visser, Volodymyr Markovetsky and Jake Cioe.

• Overall, head coach Chris Gerlufsen enters his first year at the helm of the green and gold after taking over for former USF head coach Todd Golden. Taking over the reins, Gerlufsen possesses a wealth of experience at the Division I level having made stops at Hawaii, San Diego, Hartford and The Citadel. Prior to coming to the Hilltop, Gerlufsen served as the top assistant to head coach Eran Ganot at Hawaii.

• This past year, Gerlufsen was in charge of the offense for the Dons as he guided USF to finishing eleventh in the country in total three-point field goals made (327), sixteenth in three-point field goals per game (9.6) and thirty-second in scoring margin (9.6). Notably, Jamaree Bouyea and Yauhen Massalski, who Gerlufsen originally recruited at San Diego, earned First Team All-WCC Honors this season while Khalil Shabazz was named Second Team All-WCC.

• Last season, Khalil Shabazz became the 40th student-athlete in program history to eclipse 1,000 points as the two-time All-WCC guard currently ranks 7th all-time at USF with 1,712 total points. Defensively, Shabazz sits third all-time in program history in steals (228).

• This year, USF's non-conference schedule is highlighted by seven home games, including another battle with Pac-12 foe Arizona State. Additionally, the Dons will return to Chase Center for the third time in the last four seasons, with USF set to take on Utah State on Sunday, Dec. 4 in a neutral site matchup.

• Beginning towards the end of the calendar year, USF will embark on their 16-game conference slate on Thursday, Dec. 29 when they make the trip to the South Bay for a showdown at Santa Clara. Notably, the Dons will wrap up their conference schedule on Saturday, Feb. 25 with a road trip to Provo, Utah for a matchup with BYU.

### Record Breakdown

Category	2022-23	Gerlufsen Era
Home	11-5	11-5
Road	5-5	5-5
Neutral	2-2	2-2
vs. Non-Conference	11-4	11-4
vs. WCC	7-8	7-8
Leading at Halftime	13-5	13-5
Trailing at Halftime	5-6	5-6
Tied at Halftime	0-1	0-1
Overtime	0-0	0-0
vs. Top-25 Opponents	1-3	1-3
More Field Goals Than Opponent	14-2	14-2
Fewer Field Goals Than Opponent	4-8	4-8
Field Goals are Equal	0-2	0-2
Better Field Goal Pct.	13-3	13-3
Lesser Field Goal Pct.	5-9	5-9
Field Goal Pct. is Equal	0-0	0-0
More Rebounds Than Opponent	15-2	15-2
Fewer Rebounds Than Opponent	3-9	3-9
Same Rebound Total	0-1	0-1
More Free Throws Than Opponent	10-2	10-2
Fewer Free Throws Than Opponent	6-10	6-10
Same Free Throw Total	2-0	2-0
More 3-Ptrs. Made Than Opponent	13-9	13-9
Fewer 3-Ptrs. Made Than Opponent	1-2	1-2
Same 3-Pt. Total	4-1	4-1
More Turnovers Than Opponent	10-9	10-9
Fewer Turnovers Than Opponent	8-2	8-2
Same Turnover Total	0-1	0-1
More Bench Points Than Opponent	12-8	12-8
Fewer Bench Points Than Opponent	6-3	6-3
Same Bench Point as Opponent	0-0	0-0
Games Decided by 1-5 points	4-4	4-4
Games Decided by 6-10 points	5-2	5-2
Games Decided by 11-15 points	3-3	3-3
Games Decided by 16-20+ points	6-3	6-3
Leading with 5 minutes to play	14-4	14-4
Trailing with 5 minutes to play	2-7	2-7
Tied with 5 minutes to play	1-0	1-0
Score under 50 pts.	0-0	0-0
Scoring 50-69 pts.	4-7	4-7
Scoring 70-79 pts.	5-2	5-2
Scoring 80-89 pts.	4-3	4-3
Scoring 90-99 pts.	5-0	5-0
Scoring 100+	0-0	0-0
November	7-1	7-1
December	4-5	4-5
January	4-3	4-3
February	3-3	3-3
March	0-0	0-0
Sunday	1-1	1-1
Monday	2-2	2-2
Tuesday	1-0	1-0
Wednesday	4-0	4-0
Thursday	5-5	5-5
Friday	0-1	0-1
Saturday	5-3	5-3
vs. America East	0-0	0-0
vs. CAA	0-0	0-0
vs. ACC	0-0	0-0
A-10	0-1	0-1
Mountain West	2-2	2-2
Big West	1-0	1-0
Pac-12	1-0	1-0
WAC	0-0	0-0
WCC	7-8	7-8



# 2022-23 USF MEN'S BASKETBALL GAME NOTES

## The Last Time...

### A Team Scored 100+ Points In a Game

USF	at Pacific, 104 - W, 104-71	2/21/22
Opp.	vs. No. 1 Gonzaga 100 - L, 100-61	2/13/21

### A Team Scored 50 or Fewer Points In a Game

USF	vs. Grand Canyon, 48 - L, 49-48	12/18/21
Opp.	by Pepperdine, 45 - W, 71-45	1/22/22

### A Team Scored 90+ Points at War Memorial at the Sobrato Center

USF	97, vs. No. 25 Arizona State - W, 97-60	12/21/22
Opp.	by No. 1 Gonzaga - 100 - L, 100-61	2/13/21

### The Dons Played a Ranked Opponent

Last	vs. No. 18/18 Saint Mary's, L, 68-59	2/2/23
Last USF Win	vs. No. 25 Arizona State - W, 97-60	12/21/22

### The Dons Played in an Overtime Game

USF Win	vs. Pepperdine - W, 63-61	2/20/20
USF Loss	vs. Harvard, L 81-84	12/30/19

### A Team had 5+ Players Score in Double Figures

USF	vs. Academy of Art - W, 111-78 (Bouyea, Shabazz, Stefanini, Massalski, Rishwain)	2/27/20
Opp.	by Pacific - L, 76-69 (Bell, Bailey, Crockrell, Jenkins Finstuen)	2/27/21

### A Team Won By 20+ Points

USF	vs. Hartford, 32 - W, 85-53	12/22/22
Opp.	vs. No. 1 Gonzaga, 100-61 (39)	2/13/21

### A Team Shot 60% FG In A Game (Min. 10)

USF	vs. BYU - .636 (35-55) - W	1/19/19
Opp.	vs. No. 1 Gonzaga - .610 (35-69)	2/13/21

### A Team Shot 30% or Worse In A Game (Min. 10)

USF	vs. Pacific - 27.6 (48-60) - L	2/6/20
Opp.	by Pepperdine - 25.0 (5-20) W	1/22/22

### A Team Made 10 or More 3-PT FG In A Game

USF	11 vs. Santa Clara, L, 84-70	2/4/23
Opp.	by BYU - 11 (11-19) - L	2/25/21

### A Team Did Not Make a 3-PT FG In A Game

USF	Unknown - prior to 2002-03 season	
Opp.	Unknown - prior to 2010-11 season	

### A Team Shot 60% 3-Point FG In A Game (min. 10)

USF	at Cal Poly - 63.6 (14-22)	12/4/20
Opp.	by Eastern Washington - .640 (13-20)	11/27/16

### A Team Made 20+ Free Throws In A Game

USF	24 vs. BYU, W, 82-74	1/21/23
Opp.	vs. Towson, 23 - W, 71-61	11/25/21

### A Team Made Five or Fewer Free Throws In A Game

USF	vs. Grand Canyon, 48 - L, 49-48	12/18/21
Opp.	by Grand Canyon - 5 (5-12) - L, 49-48	12/18/21

### A Team Attempted 40 Plus Free Throws In A Game

USF	vs. Portland - 40 (26-40) - W	12/31/15
Opp.	by UMass Lowell - 41 (27-41) - L	11/25/20

### A Team Shot 90% Or Better From the Free Throw Line (Min. 10)

USF	vs. Pepperdine - 1.000 (10-10) - L	2/10/21
Opp.	by UC Davis - .917 (22-24)	12/21/19

### A Team Shot 40% or Worse From the Free Throw Line

USF	at Portland - .286 (4-14)	2/16/19
Opp.	by Delaware State - .384 (5-13)	11/29/15

### A Team Had 30+ Defensive Rebounds In A Game

USF	32 vs. Pacific, W, 78-57	1/19/23
Opp.	35 - by LMU - L	2/18/21

### A Team Had 50+ Total Rebounds In A Game

USF	vs. Long Beach State - 51 - W	12/10/20
Opp.	by Pacific - 51 - L	2/6/20

### A Team Had 20+ Offensive Rebounds In A Game

USF	vs. Florida Gulf Coast - 23 - L	11/25/14
Opp.	by Illinois State - 21 - W	12/23/16

### A Team Had 20+ Assists In A Game

USF	21 at San Diego, W, 94-81	1/28/23
Opp.	by BYU - 26 - L	2/08/20

### A Team Had 20+ Turnovers In A Game

USF	vs. Merrimack - 20, W, 69-51	12/7/21
Opp.	by Pepperdine - 20 - W	1/22/22

### A Team Had 10+ Steals In A Game

USF	at Santa Clara - 11, L, 79-67	12/29/22
Opp.	by Morgan State - 10 - W, 83-67	11/22/21

### A Team Had 10+ Blocks In A Game

USF	vs. Prairie View A&M - 11 - W, 92-76	1/7/21
Opp.	by Gonzaga - 10 - L	2/7/19

### A Team Won on a Last Second Shot

USF	by USF: 06.8 - at UNLV, W, 75-73	12/17/22
Opp.	by Cal: 00:01 - at Cal	12/13/20

### A Player Scored 40 or More

USF	Tim Owens - 45	vs. LMU - 3/2/91
Opp.	Roberto Gallinat (Pacific) - 41	2/22/18

### A Player Scored 30 or More

USF	Khalil Shabazz - 31	vs. Santa Clara (2/4/23)
Opp.	Yoeli Childs (BYU) - 32	2/08/20

### Two Players Scored 20 or More

USF	Tyrell Roberts (25) + Khalil Shabazz (26) - W, 76-68, vs. PAC 2/16/23
Opp.	I. Pineiro (28), I. Wright (24) - L vs. San Diego - 2/28/19

### A Player Made 10+ Field Goals in a Game

USF	Yauhen Massalski 10 (10-10) L, 79-74 vs. Loyola Chicago- 1/6/22
Opp.	10 - Alex Barcello by BYU - 2/25/21

### A Player Shot 80% Or Better (Min. 10)

USF	Yauhen Massalski (1.000, 10-10) L, 79-74 vs. Loyola Chicago- 1/6/22
Opp.	Drew Timme (11-12) .917 by Gonzaga 2/13/21

### A Player Made 5+ 3-PT FG In A Game

USF	Julian Rishwain (5) W, 71-45 at Pepperdine (1/22/22)
Opp.	Alex Barcello (7-7) by BYU 2/25/21

### A Player Attempted 10+ 3-PT FG In A Game

USF	Khalil Shabazz - 12 (4-12) at Arizona St. 12/19/21
Opp.	Colbey Ross - 12 (4-12) Pepperdine 2/22/20

### A Player Shot 80% or better from 3-PT (Min. 5)

USF	Zane Meeks - .833 (5-6) at Arizona St. - 12/19/21
Opp.	Alex Barcello - 1.000 (7-7) by BYU 2/25/21

### A Player Made 10+ Free Throws In A Game

USF	Khalil Shabazz - 11 (11-12) vs. Pacific 2/16/23
Opp.	Alex Barcello - 1.000 (10-10) by BYU 1/16/21

### A Shot 90% or Better From Free Throw (Min. 10)

USF	Khalil Shabazz - .917 (11-12) vs. Pacific (2/16/23)
Opp.	Alex Barcello - 1.000 (10-10) by BYU 1/16/21

### A Player Recorded 10+ Rebounds In A Game

USF	Zane Meeks- 10 at Santa Clara 12/29/22
Opp.	Mattias Markusson -15 LMU - 2/18/21

### A Player Record 15+ Rebounds In A Game

USF	Yauhen Massalski- 20 vs. Portland 2/8/22
Opp.	Mattias Markusson -15 LMU - 2/18/21

### Two Players with 10 or More Rebounds In A Game

USF	J. Lull (14), C. Minlend (10) at SCU 2/13/20
Opp.	Ke. Edwards (11)/Ka. Edwards (10) by Pepp. 2/22/20

### A Player Recorded 5+ Offensive Rebounds In A Game

USF	Yauhen Massalski - 9 vs. San Diego 1/8/22
Opp.	Richard Harward - 5 by BYU 1/16/21

### A Player Recorded 10 or more Assists In A Game

USF	Jamaree Bouyea - 11 vs. Pacific 2/21/22
Opp.	KJ Feagin - 10 at Santa Clara 2/3/18

### A Player Recorded 5 or More Steals In A Game

USF	Khalil Shabazz - 6 vs. Davidson 11/13/21
Opp.	Ryan Woolridge - 5 Gonzaga 2/20/20

### A Player Recorded 5 or More Blocks In A Game

USF	Yauhen Massalski - 7 vs. Saint Mary's 1/27/22
Opp.	Chet Holmgren - 6 vs. #1/1 Gonzaga 2/24/22

### Double-Double By A Player In A Game

USF	Zane Meeks (18 pts, 10 reb) at Santa Clara 12/29/22
Opp.	Chet Holmgren (21 pts, 15 reb.) vs. #1/1 Gonzaga 2/24/22

### Two Players With A Double-Double In A Game

USF	J. Lull (16 pts, 14 reb)/C. Minlend (11 pts, 10 reb.) at SCU 2/13/20
Opp.	J. Landale (21 pts, 11 reb)/D. Pineau (14 pts, 12 reb) vs. SMC 1/7/17

### Triple Double By A Player In A Game

USF	Unknown - prior to 2010-11
Opp.	Kyle Collingsworth (12 pts, 12 reb, 10 ast) BYU 1/3/15

## WHAT IS A "DON"

"Don" is an acronym for **De Origen Noble**, which translates to "of noble origin" and is a Spanish title given only to a noble person of political, social or official distinction. The name references the early history of California and San Francisco, which was marked by the exploits of the adventure-some and swashbuckling Spanish Dons. All USF students and alumni are of noble origin who share in the long passion for learning in order to better understand the past, clarify the present and anticipate the future. Thus, we are proud to call ourselves the Dons. USF's mascot is named **Don Francisco**, in honor of **Don Francisco de Haro**, the first mayor of San Francisco.



# KHALIL SHABAZZ (Kuh-leel Shu-BOZZ like boss but with z's)

Graduate Student • Guard • 6-0 • 170 • Seattle, Wash. • Rainier Beach HS • Central Washington

## SEASON STATS

PPG	RPG	APG	FG%	3FG%	FT%
17.1	5.6	3.0	41.4	34.4	85.9

## LAST GAME vs. Portland (2/23/23)

MIN	PTS	REBS	ASTS	BLKS	STLS
39	30	7	2	0	2

Played in 34 games making 34 starts in 2021-22... earned All-WCC Second Team honors for the second straight year... earned Division 1-AAA ADA Scholar Athlete Team honors... Became the 40th student athlete to reach 1,000 career points at USF in 2021-22... Finished second on the team averaging 13.7 points per game... scored 466 total points, giving him three consecutive seasons scoring 350 points or more... Was named to the WCC All-Tournament team

### Career Honors

- GNAC Freshman of the Year (2017-18)
- GNAC Honorable Mention Team (2017-18)
- All-WCC Second Team x2 (2020-21, 2021-22)
- All-WCC Preseason Team x2 (2021-22, 2022-23)

### Season Highs:

Points	31	vs. Santa Clara (2/4/23)
Minutes	39	x3 last vs. Portland (2/23/23)
Field Goals Made	8	vs. San Diego (12/31/22)
Field Goal Attempts	22	vs. Santa Clara (2/4/23)
3-Point Field Goals Made	6	vs. Santa Clara (2/4/23)
3-Point Field Goal Attempts	13	2x last vs. Santa Clara (2/4/23)
Free Throws Made	11	at Pacific (2/22/23)
Free Throw Attempts	12	at Pacific (2/22/23)
Rebounds	10	vs. Merrimack (12/7/22)
Assists	7	Little Rock (11/30/22)
Blocks	1	2x last vs. Santa Clara (2/4/23)
Steals	5	at Santa Clara (12/29/22)

### Career Highs (\*at Central Washington)

Points	32	vs. BYU (1/25/20)
Minutes	39	vs. Utah State (12/4/22)
Field Goals Made	10	2x last vs. BYU (1/16/21)
Field Goal Attempts	21	vs. BYU (1/16/21)
3-Point Field Goals Made	8	vs. BYU (1/16/21)
3-Point Field Goal Attempts	14	vs. BYU (1/16/21)
Free Throws Made	11	at Pacific (2/22/23)
Free Throw Attempts	12	at Pacific (2/22/23)
Rebounds	*13	vs. Saint Martin's (03/01/18)
Assists	7	Little Rock (11/30/22)
Blocks	1	2x last at LMU (1/10/21)
Steals	6	4x last vs. UNLV (12/4/21)



### 2022-23 San Francisco Men's Basketball Individual Game-by-Game All games

Page 1/14  
as of Feb 25, 2023

#### #0 SHABAZZ, Khalil

Opponent	Date	GS	MIN	Total FG-FGA	PCT	3FG-3FGA	PCT	Free throws FT-FTA	PCT	Rebounds OFF TOT AVG	PF	A TO	BLK	STL	PTS	AVG
Texas Southern	11/07/2022	*	33:56	3-8	.375	2-4	.500	0-2	.000	0	10	10	0	3	3	8.0
Cal Poly	11/10/2022	*	36:20	6-13	.462	2-7	.286	4-6	.667	2	5	7	8.5	0	2	18.0
UC Merced	11/13/2022	*	32:13	6-11	.545	2-6	.333	7-7	1.000	1	2	3	6.7	3	4	21.0
at Fresno St.	11/16/2022	*	36:38	2-6	.333	2-5	.400	2-2	1.000	0	2	2	5.5	2	4	8.0
vs UNI	11/21/2022	*	37:01	8-16	.500	5-11	.455	3-3	1.000	1	4	5	5.4	2	7	14.0
vs Wichita St.	11/22/2022	*	35:52	1-8	.125	0-6	.000	5-5	1.000	1	2	3	5.0	3	5	7.0
at Davidson	11/25/2022	*	29:22	6-12	.500	1-6	.167	7-7	1.000	1	2	3	4.7	4	2	10.0
Little Rock	11/30/2022	*	33:14	6-14	.429	2-5	.400	2-2	1.000	2	5	7	5.0	3	7	16.0
vs Utah St.	12/04/2022	*	38:10	3-9	.333	2-4	.500	0-0	.000	0	5	5	5.0	2	3	8.0
Merrimack	12/07/2022	*	35:21	3-9	.333	1-4	.250	2-2	1.000	5	5	10	5.5	3	6	19.0
vs New Mexico	12/12/2022	*	36:32	6-12	.500	2-7	.286	4-7	.571	2	7	9	5.8	3	5	18.0
at UNLV	12/17/2022	*	38:19	5-14	.357	3-11	.273	4-5	.800	2	5	7	5.9	2	2	17.0
UT Arlington	12/19/2022	*	35:51	4-13	.308	3-9	.333	0-0	.000	1	6	7	6.0	4	3	11.0
Arizona St.	12/21/2022	*	31:08	8-16	.500	5-11	.455	5-5	1.000	0	7	7	6.1	1	6	26.0
Hartford	12/22/2022	*	28:19	2-8	.250	0-3	.000	5-6	.833	0	4	4	5.9	2	3	9.0
at Santa Clara	12/26/2022	*	37:13	8-15	.533	3-10	.300	4-4	1.000	0	2	2	5.7	2	2	23.0
San Diego	12/31/2022	*	35:14	8-19	.421	4-13	.308	1-1	1.000	2	6	8	5.8	3	1	21.0
Gonzaga	01/05/2023	*	34:41	6-15	.400	4-8	.500	1-2	.500	2	7	9	6.0	4	2	17.0
at LMU (CA)	01/07/2023	*	21:36	2-5	.400	1-4	.250	2-2	1.000	0	3	3	5.8	4	0	7.0
at Portland	01/12/2023	*	37:42	7-16	.438	4-10	.400	7-8	.875	1	6	7	5.9	2	3	25.0
Saint Mary's (CA)	01/14/2023	*	34:05	1-11	.091	1-7	.143	3-5	.600	0	3	3	5.8	3	2	6.0
Pacific	01/19/2023	*	24:43	1-4	.250	0-1	.000	0-0	.000	1	1	2	5.6	0	4	3.0
BYU	01/21/2023	*	35:47	6-15	.400	2-9	.222	7-7	1.000	1	4	5	5.6	2	2	14.0
at San Diego	01/28/2023	*	35:45	8-13	.615	4-7	.571	6-6	1.000	0	5	5	5.5	3	4	26.0
at Saint Mary's (CA)	02/02/2023	*	38:53	5-14	.357	1-5	.200	5-5	1.000	1	4	5	5.5	4	1	20.0
Santa Clara	02/04/2023	*	36:20	8-22	.364	6-13	.462	9-11	.818	0	8	8	5.6	0	1	31.0
at Gonzaga	02/09/2023	*	36:54	7-16	.438	4-10	.400	7-8	.875	3	4	7	5.7	3	3	25.0
Pepperdine	02/11/2023	*	37:45	6-12	.500	3-7	.429	2-2	1.000	1	2	3	5.6	3	1	17.0
at Pacific	02/16/2023	*	35:49	6-14	.429	3-9	.333	11-12	.917	1	4	5	5.6	2	3	26.0
Portland	02/23/2023	*	38:56	9-19	.474	5-12	.417	7-10	.700	3	4	7	5.6	2	2	30.0
<b>Totals</b>			<b>30</b>	<b>1039-39</b>	<b>.414</b>	<b>77-224</b>	<b>.344</b>	<b>122-142</b>	<b>.859</b>	<b>34</b>	<b>134</b>	<b>168</b>	<b>5.6</b>	<b>74</b>	<b>89</b>	<b>17.1</b>

#### Player Averages

Games Played	Minutes/game	Points/game	FG Pct	3FG Pct	FT Pct	Rebounds/game	Assists/game	Turnovers/game	Assist/Turnover ratio	Steals/game	Blocks/game
30	34.7	17.1	41.4	34.4	85.9	5.6	3.0	2.4	1.2	2.2	0.1



### FAST FIVE...

- 1) Khalil, and his brother, Shadeed (who also attended Rainier Beach), have totaled five state championships, which is the most in state history between brothers.
- 2) His name means "Friend" in Arabic - he has friend tattooed on his neck.
- 3) Says his favorite movie is the animated feature Boss Baby
- 4) If he could travel anywhere he would want to go to Santorini, Greece.
- 5) Loves photography, shoes and tattoos. Hopes to one day cover most of his body in tattoos.

### GERLUFSEN ON SHABAZZ...

## CAREER YEAR-BY-YEAR STATISTICS (\*at Central Washington)

Year	GP	GS	Min	Avg	FG	FGA	Pct	3FG	3FGA	Pct	FT	FTA	Pct	Off	Def	Tot	Avg	PF	F0	Ast	T0	Blk	Stl	Pts	Avg
*2017-18	26	24	728	28.0	136	304	.447	41	98	.418	86	110	.782	26	107	133	5.1	68	0	84	62	0	60	399	15.3
2019-20	34	2	712	20.9	116	279	.416	63	170	.371	63	83	.759	21	81	102	3.0	83	3	49	40	1	56	358	10.5
2020-21	25	25	745	29.8	127	347	.366	62	189	.328	59	77	.766	17	71	88	3.5	54	0	42	42	1	48	375	15.0
<b>TOTAL USF</b>	<b>59</b>	<b>27</b>	<b>1456</b>	<b>24.7</b>	<b>243</b>	<b>626</b>	<b>.388</b>	<b>125</b>	<b>359</b>	<b>.348</b>	<b>122</b>	<b>160</b>	<b>.763</b>	<b>38</b>	<b>152</b>	<b>190</b>	<b>3.2</b>	<b>137</b>	<b>3</b>	<b>91</b>	<b>82</b>	<b>2</b>	<b>104</b>	<b>733</b>	<b>12.4</b>



# TYRELL ROBERTS (Ty-rell Ro-berts)

Graduate Student • Guard • 5-11 • 175 • Sacramento, Calif. • Washington State

## SEASON STATS

PPG	RPG	APG	FG%	3FG%	FT%
16.3	3.2	2.3	46.8	40.5	82.0

## LAST GAME vs. Portland (2/23/23)

MIN	PTS	REBS	ASTS	BLKS	STLS
40	19	0	6	0	1

Played in 36 of 37 contests while starting 31 games at Washington State in 2021-22... finished second on the team at 11.4 ppg... made 88 made three-pointers ranks 5th on the Cougs' single season list...went 49-for-53 (92.5%) from the line, setting the record for consecutive FT to start a career with 25 makes...his 92.5 FT% was a program record for a single season...in the NIT averaged - 14.3 ppg on a WSU NIT record 14-of-38 (36.8%) shooting from deep...named to the Pac-12 Winter Academic Honor

## Career Honors

### Season Highs:

Points	32	vs. Pepperdine (2/11/23)
Minutes	40	vs. Portland (2/23/23)
Field Goals Made	11	vs. Pepperdine (2/11/23)
Field Goal Attempts	19	vs. Santa Clara (2/4/23)
3-Point Field Goals Made	6	2x last vs. Pepperdine (2/11/23)
3-Point Field Goal Attempts	11	vs. Pepperdine (2/11/23)
Free Throws Made	14	vs. BYU (1/21/23)
Free Throw Attempts	16	vs. BYU (1/21/23)
Rebounds	7	vs. Merrimack (12/7/22)
Assists	7	vs. Wichita State (11/22/22)
Blocks	1	2x last vs. Santa Clara (2/4/23)
Steals	3	4x last at Pacific (2/16/23)

### Career Highs (at USF)

Points	32	vs. Pepperdine (2/11/23)
Minutes	40	vs. Portland (2/23/23)
Field Goals Made	11	vs. Pepperdine (2/11/23)
Field Goal Attempts	19	vs. Santa Clara (2/4/23)
3-Point Field Goals Made	6	2x last vs. Pepperdine (2/11/23)
3-Point Field Goal Attempts	11	vs. Pepperdine (2/11/23)
Free Throws Made	14	vs. BYU (1/21/23)
Free Throw Attempts	16	vs. BYU (1/21/23)
Rebounds	7	vs. Merrimack (12/7/22)
Assists	7	vs. Wichita State (11/22/22)
Blocks	1	2x last vs. Santa Clara (2/4/23)
Steals	3	4x last at Pacific (2/16/23)



2022-23 San Francisco Men's Basketball  
Individual Game-by-Game  
All games

Page 2/14  
as of Feb 25, 2023

### #1 ROBERTS, Tyrell

Opponent	Date	GS	MIN	Total		3-Pointers		Free throws		Rebounds				PF	A	TO	BLK	STL	PTS	AVG	
				FG-FGA	PCT	3FG-3FGA	PCT	FT-FTA	PCT	OFF	DEF	TOT	AVG								
Texas Southern	11/07/2022	*	34:01	5-8	.625	2-3	.667	5-8	.625	0	4	4	4	0	1	3	6	0	1	17	17.0
Cal Poly	11/10/2022	*	35:10	4-12	.333	2-6	.333	2-3	.667	0	6	6	5	0	1	0	2	3	12	14.5	
UC Merced	11/13/2022	*	32:07	4-7	.571	2-4	.500	0-0	.000	0	4	4	4	1	3	1	0	0	12	14.5	
at Fresno St.	11/16/2022	*	37:44	9-16	.563	4-10	.400	0-0	.000	0	3	3	4	3	2	1	0	0	22	15.3	
vs UNI	11/21/2022	*	32:52	4-8	.500	2-4	.500	1-2	.500	0	2	2	3	8	1	1	0	0	11	14.4	
vs Wichita St.	11/22/2022	*	37:23	5-12	.417	2-8	.250	1-1	1.000	0	6	6	4	2	3	7	0	0	13	14.2	
at Davidson	11/25/2022	*	33:14	5-13	.385	3-7	.429	0-0	.000	1	0	1	3	7	5	3	1	1	13	14.0	
Little Rock	11/30/2022	*	26:35	5-8	.625	2-5	.400	0-0	.000	0	2	2	3	5	2	1	1	0	0	12	13.8
vs Utah St.	12/04/2022	*	27:15	6-16	.375	3-7	.429	3-5	.600	1	0	1	3	2	3	0	3	0	18	14.2	
Merrimack	12/07/2022	*	34:27	3-11	.273	1-7	.143	5-5	1.000	0	7	7	3	6	0	1	1	0	12	14.0	
vs New Mexico	12/12/2022	*	39:03	4-14	.286	2-7	.286	3-3	1.000	1	5	6	3	8	1	4	3	0	2	13	13.9
at UNLV	12/17/2022	*	28:49	7-15	.467	3-9	.333	0-0	.000	1	0	1	3	6	3	4	2	0	17	14.2	
UT Arlington	12/19/2022	*	38:48	8-17	.471	5-8	.625	3-3	1.000	0	2	2	3	5	2	3	1	0	24	14.9	
Arizona St.	12/21/2022	*	24:50	4-8	.500	2-4	.500	4-6	.667	0	6	6	3	6	3	2	2	0	14	14.9	
Hartford	12/22/2022	*	31:04	3-7	.429	2-5	.400	2-2	1.000	0	3	3	3	6	1	3	0	2	10	14.5	
at Santa Clara	12/29/2022	*	36:38	3-8	.375	1-3	.333	6-7	.857	0	0	0	3	4	2	1	1	0	13	14.4	
San Diego	12/31/2022	*	35:57	5-12	.417	1-5	.200	0-1	.000	1	2	3	3	4	0	2	1	0	11	14.2	
Gonzaga	01/05/2023	*	35:38	6-11	.545	2-4	.500	4-4	1.000	2	3	5	3	4	3	2	4	0	18	14.4	
at LMU (CA)	01/07/2023	*	36:09	7-16	.438	3-9	.333	4-4	1.000	0	1	1	3	3	2	1	0	0	21	14.8	
at Portland	01/12/2023	*	28:58	7-10	.700	6-9	.667	4-4	1.000	0	1	1	3	2	3	2	1	0	24	15.3	
Saint Mary's (CA)	01/14/2023	*	39:47	4-12	.333	2-5	.400	0-0	.000	0	6	6	3	3	1	1	0	0	10	15.0	
Pacific	01/19/2023	*	34:51	5-8	.625	3-5	.600	0-0	.000	0	2	2	3	3	1	4	2	0	13	14.9	
BYU	01/21/2023	*	39:01	6-12	.500	4-8	.500	14-16	.875	1	3	4	3	3	0	1	0	0	1	30	15.6
at San Diego	01/28/2023	*	37:04	5-13	.385	3-9	.333	2-2	1.000	0	4	4	3	3	4	4	0	0	2	15	15.5
at Saint Mary's (CA)	02/02/2023	*	37:43	3-9	.333	0-3	.000	0-0	.000	0	3	3	3	3	0	1	0	3	6	15.2	
Santa Clara	02/04/2023	*	39:21	7-19	.368	3-9	.333	0-0	.000	2	4	6	3	4	1	1	0	1	3	17	15.2
at Gonzaga	02/09/2023	*	39:07	6-14	.429	2-7	.286	2-2	1.000	0	0	0	3	3	2	3	2	0	0	16	15.3
Pepperdine	02/11/2023	*	37:57	11-16	.688	6-11	.545	4-5	.800	0	3	3	3	3	3	1	2	0	32	15.9	
at Pacific	02/16/2023	*	38:38	9-14	.643	3-7	.429	4-6	.667	2	3	5	3	3	1	2	2	0	3	25	16.2
Portland	02/23/2023	*	40:00	8-12	.667	3-6	.500	0-0	.000	0	0	0	3	2	6	1	0	1	19	16.3	
Totals			30	1050-11	168-358	.469	79-194	.407	73-89	.820	12	85	97	3.2	58	68	41	2	38	488	16.3

### Player Averages

Games Played	Minutes/game	Points/game	FG Pct	3FG Pct	FT Pct	Rebounds/game	Assists/game	Turnovers/game	Assist/Turnover ratio	Steals/game	Blocks/game
30	35.0	16.3	46.9	40.7	82.0	3.2	2.3	1.4	1.7	1.3	0.1



### FAST FIVE...

### GERLUFSEN ON ROBERTS...

## CAREER YEAR-BY-YEAR STATISTICS



# JULIAN RISHWAIN

Junior • Guard • 6-5 • 190 • Los Angeles, Calif. • Notre Dame HS • Boston College

## SEASON STATS

PPG	RPG	APG	FG%	3FG%	FT%
5.0	2.4	0.9	26.9	24.3	70.6

## LAST GAME vs. Portland (2/23/23)

MIN	PTS	REBS	ASTS	BLKS	STLS
--	--	--	--	--	--

Played in 34 games in 2021-22...averaged 7.4 points per game...shot 43 percent from behind the arc (55-128)...Third on the team in made three-pointers (55)... shot 44 percent overall from the field (80-182)...Recorded his season high in points twice with 20 against Pepperdine (1/22/22) and Gonzaga (3/7/22)...Recorded double digit scoring performances in 11 games...Averaged 3.0 rebounds per game with a total of 102 boards...Early in the season led the country in three-point field goal percentage (minimum 25 attempted)

## Career Honors

### Season Highs:

Points	18	at Loyola Marymount (1/7/23)
Minutes	31	at Loyola Marymount (1/7/23)
Field Goals Made	7	at Loyola Marymount (1/7/23)
Field Goal Attempts	12	at Loyola Marymount (1/7/23)
3-Point Field Goals Made	4	at Loyola Marymount (1/7/23)
3-Point Field Goal Attempts	7	vs. Northern Iowa (11/21/22)
Free Throws Made	4	vs. Utah State (12/4/22)
Free Throw Attempts	5	vs. Little Rock (11/30/22)
Rebounds	6	at Loyola Marymount (1/7/23)
Assists	3	vs. UC Merced (11/13/22)
Blocks	1	vs. UC Merced (11/13/22)
Steals	3	vs. Cal Poly (11/10/22)

### Career Highs (\*Boston College)

Pts.	25	at BYU (2/25/21)
Minutes	31	at Loyola Marymount (1/7/23)
FGs Made	8	at BYU (2/25/21)
Field Goal Attempts	13	at BYU (2/25/21)
3-Point Field Goals Made	5	1/22/22 at Pepperdine
3-Point Field Goal Attempts	9	2x, last at BYU (2/25/21)
Free Throws Made	5	at Cal Poly (12/4/20)
Free Throw Attempts	7	at Cal Poly (12/4/20)
Rebounds	*7	Georgia Tech (01/11/20)
Assists	*4	at Miami (01/12/20)
Blocks	1	3x, last vs. San Diego (3/4/21)
Steals	*3	Wake Forest (11/06/19)



2022-23 San Francisco Men's Basketball  
Individual Game-by-Game  
All games

Page 3/14  
as of Feb 25, 2023

### #2 RISHWAIN, Julian

Opponent		Date	GS	MIN	Total FG-FGA		PCT	3-Pointers 3FG-3FGA		PCT	Free throws FT-FTA		PCT	Rebounds OFF DEF TOT AVG				PF	A	TO	BLK	STL	PTS	AVG
Texas Southern		11/07/2022	*	22:11	1-5	.200	1-3	.333	2-2	1.000	1	3	4	4.0	3	3	2	0	0	5	5.0			
Cal Poly		11/10/2022	*	26:21	1-7	.143	0-4	.000	3-3	1.000	0	1	1	2.5	1	1	1	0	3	5	5.0			
UC Merced		11/13/2022	*	19:42	0-6	.000	0-5	.000	0-0	.000	0	2	2	2.3	2	3	0	1	0	0	3.3			
at Fresno St.		11/16/2022	*	17:19	1-4	.250	0-3	.000	1-2	.500	0	0	0	1.8	0	1	0	0	0	3	3.3			
vs UNI		11/21/2022	*	26:55	3-8	.375	3-7	.429	2-2	1.000	0	4	4	2.2	1	0	0	0	0	11	4.8			
vs Wichita St.		11/22/2022	*	29:51	4-9	.444	3-6	.500	2-3	.667	0	5	5	2.7	1	0	0	0	0	13	6.2			
at Davidson		11/25/2022	*	27:07	1-6	.167	1-5	.200	2-4	.500	1	3	4	2.9	0	0	1	0	0	1	5	6.0		
Little Rock		11/30/2022	*	27:22	2-6	.333	2-5	.400	4-5	.800	0	2	2	2.8	1	2	0	0	0	10	6.5			
vs Utah St.		12/04/2022	*	21:57	0-5	.000	0-3	.000	4-4	1.000	2	1	3	2.8	2	0	1	0	0	4	6.2			
Merrimack		12/07/2022	*	25:19	2-6	.333	0-4	.000	1-4	.250	0	4	4	2.9	0	1	2	0	1	5	6.1			
vs New Mexico		12/12/2022	*	13:57	0-3	.000	0-2	.000	0-0	.000	0	1	1	2.7	0	0	0	0	1	0	5.5			
at UNLV		12/17/2022	*	06:24	0-2	.000	0-2	.000	0-0	.000	0	0	0	2.5	0	1	1	0	0	0	5.1			
UT Arlington		12/19/2022	*	08:41	1-1	1.000	1-1	1.000	0-0	.000	1	0	1	2.4	1	0	1	0	0	3	4.9			
Arizona St.		12/21/2022	*	15:01	2-5	.400	0-1	.000	1-1	1.000	0	4	4	2.5	0	1	1	0	2	5	4.9			
Hartford		12/22/2022	*	15:50	2-7	.286	1-5	.200	0-0	.000	0	1	1	2.4	1	2	1	0	1	5	4.9			
at Santa Clara		12/29/2022	*	10:20	0-4	.000	0-2	.000	0-0	.000	1	0	1	2.3	0	0	2	0	0	0	4.6			
San Diego		12/31/2022	*	21:29	1-4	.250	1-4	.250	1-2	.500	0	0	0	2.2	3	1	2	0	1	4	4.6			
Gonzaga		01/05/2023	*	11:33	1-3	.333	1-2	.500	0-0	.000	0	2	2	2.2	1	0	0	0	0	3	4.5			
at LMU (CA)		01/07/2023	*	30:17	7-12	.583	4-6	.667	0-0	.000	2	4	6	2.4	2	2	1	0	2	18	5.2			
at Portland		01/12/2023	*	19:57	0-5	.000	0-4	.000	1-2	.500	1	1	2	2.4	2	0	2	0	1	1	5.0			
Totals			11	397:34	29-108	.269	18-74	.243	24-34	.706	8	39	47	2.4	21	18	18	1	14	100	5.0			

### Player Averages

Games Played	Minutes/game	Points/game	FG Pct	3FG Pct	FT Pct	Rebounds/game	Assists/game	Turnovers/game	Assist/Turnover ratio	Steals/game	Blocks/game
20	19.9	5.0	26.9	24.3	70.6	2.4	0.9	0.9	1.0	0.7	0.1



## FAST FIVE...

- 1) Born November 16, 2000
- 2) Says if he wasn't playing basketball he would be a professional video game player.
- 3) Favorite television show: Entourage
- 4) Favorite musical artist/song: Future
- 5) Favorite food: Mexican cuisine

## GERLUFSEN ON RISHWAIN...

## CAREER YEAR-BY-YEAR STATISTICS

Year	GP	GS	Min	Avg	FG	FGA	Pct	3FG	3FGA	Pct	FT	FTA	Pct	Off	Def	Tot	Avg	PF	FO	Ast	TO	Blk	Stl	Pts	Avg
*2019-20	30	3	448	14.9	38	121	.314	30	90	.333	14	24	.583	5	53	58	1.9	42	1	28	36	3	19	120	4.0
2020-21	23	0	385	16.7	57	128	.445	33	90	.367	34	42	.810	15	53	68	3.0	46	1	8	17	3	17	181	7.9
TOTAL USF23	0		385	16.7	57	128	.445	33	90	.367	34	42	.810	15	53	68	3.0	46	1	8	17	3	17	181	7.9





# ISAIAH HAWTHORNE

R-Sophomore • Forward • 6-8 • 205 • Tracy, Calif. • Tracy HS

## SEASON STATS

PPG	RPG	APG	FG%	3FG%	FT%
6.6	3.2	1.0	49.0	37.7	69.2

## LAST GAME vs. Portland (2/23/23)

MIN	PTS	REBS	ASTS	BLKS	STLS
21	7	3	0	2	2

Played in 7 games in 2021-22...recorded a total of 7 points, 4 rebounds, 3 assist and 2 blocks Scored a season-high 4 points on 2-of-3 from the field in USF's 83-67 win over Morgan State (11/22/21)...also grabbed a season-high 2 rebounds...Registered a season-high 9 minutes in USF's 111-78 win over Academy of Art (12/28/21)

### Career Honors:

#### Season Highs:

Points	20	vs. Hartford (12/22/22)
Minutes	31	at Portland (11/12/22)
Field Goals Made	7	vs. No. 25 Arizona State (12/21/22)
Field Goal Attempts	12	vs. No. 25 Arizona State (12/21/22)
3-Point Field Goals Made	5	vs. Hartford (12/22/22)
3-Point Field Goal Attempts	6	vs. Hartford (12/22/22)
Free Throws Made	3	vs. Hartford (12/22/22)
Free Throw Attempts	5	vs. UNLV (12/17/22)
Rebounds	8	vs. Hartford (12/22/22)
Assists	2	2x last vs. Santa Clara (2/4/23)
Blocks	3	vs. No. 9/10 Gonzaga (1/5/23)
Steals	2	2x last vs. Portland (2/23/23)

#### Career Highs

Points	--	--
Minutes	--	--
Field Goals Made	--	--
Field Goal Attempts	--	--
3-Point Field Goals Made	--	--
3-Point Field Goal Attempts	--	--
Free Throws Made	--	--
Free Throw Attempts	--	--
Rebounds	--	--
Assists	--	--
Blocks	--	--
Steals	--	--



### 2022-23 San Francisco Men's Basketball Individual Game-by-Game All games

Page 4/14  
as of Feb 25, 2023

#### #3 HAWTHORNE, Isaiah

Opponent	Date	GS	MIN	Total		3-Pointers		Free throws		Rebounds				PF	A	TO	BLK	STL	PTS	AVG
				FG-FGA	PCT	3FG-3FGA	PCT	FT-FTA	PCT	OFF	DEF	TOT								
Texas Southern	11/07/2022		17:18	4-6	.667	2-4	.500	0-2	.000	1	5	6	3.0	3	0	1	0	0	10	10.0
Cal Poly	11/10/2022		05:02	0-0	.000	0-0	.000	0-0	.000	0	0	0	0.0	1	0	0	0	0	0	5.0
UC Merced	11/13/2022		08:28	0-0	.000	0-0	.000	0-0	.000	1	0	1	2.0	1	0	1	1	0	0	3.3
at Fresno St.	11/16/2022		17:26	1-7	.143	0-3	.000	0-0	.000	0	3	3	2.5	2	2	0	0	0	2	3.0
vs UNI	11/21/2022		11:03	3-6	.500	1-2	.500	0-0	.000	1	3	4	2.8	1	0	0	0	0	7	3.8
vs Wichita St.	11/22/2022		13:15	3-4	.750	2-3	.667	0-0	.000	1	0	1	2.5	2	0	1	0	2	8	4.5
at Davidson	11/25/2022		13:13	2-3	.667	1-2	.500	0-0	.000	0	0	0	2.1	1	1	1	1	0	5	4.6
Little Rock	11/30/2022		21:50	5-9	.556	2-4	.500	0-0	.000	0	5	5	2.5	4	1	1	1	0	12	5.5
vs Utah St.	12/04/2022		09:06	0-0	.000	0-0	.000	0-0	.000	0	1	1	2.3	0	1	0	0	1	0	4.9
Merrimack	12/07/2022		08:52	0-0	.000	0-0	.000	2-2	1.000	1	0	1	2.1	2	1	0	1	1	2	4.6
vs New Mexico	12/12/2022		12:18	2-4	.500	2-3	.667	0-0	.000	1	0	1	2.1	2	1	0	0	2	6	4.7
at UNLV	12/17/2022	*	26:48	2-8	.250	0-3	.000	3-5	.600	1	1	2	2.1	1	1	2	1	1	7	4.9
UT Arlington	12/19/2022	*	12:45	0-2	.000	0-1	.000	0-0	.000	3	3	6	2.4	4	0	2	0	1	0	4.5
Arizona St.	12/21/2022	*	29:40	7-12	.583	2-5	.400	3-4	.750	2	2	4	2.5	4	0	2	1	2	19	5.6
Hartford	12/22/2022	*	28:44	6-9	.667	5-6	.833	3-3	1.000	3	5	8	2.9	2	0	2	0	0	20	6.5
at Santa Clara	12/29/2022	*	15:29	0-3	.000	0-3	.000	0-0	.000	1	0	1	2.8	3	0	4	0	1	0	6.1
San Diego	12/31/2022	*	25:03	2-5	.400	0-3	.000	2-2	1.000	1	1	2	2.7	3	2	1	0	1	6	6.1
Gonzaga	01/05/2023	*	26:50	2-5	.400	0-3	.000	2-2	1.000	2	1	3	2.7	1	0	1	3	2	6	6.1
at LMU (CA)	01/07/2023	*	16:59	2-2	1.000	0-0	.000	0-0	.000	1	3	4	2.8	2	1	1	0	1	4	6.0
at Portland	01/12/2023	*	30:56	4-7	.571	1-4	.250	2-4	.500	2	3	5	2.9	5	1	0	1	0	11	6.3
Saint Mary's (CA)	01/14/2023	*	34:01	5-8	.625	1-2	.500	2-2	1.000	0	5	5	3.0	2	1	0	0	0	13	6.6
Pacific	01/19/2023	*	31:01	2-6	.333	2-4	.500	0-0	.000	1	4	5	3.1	2	3	1	2	0	6	6.5
BYU	01/21/2023	*	26:01	3-4	.750	2-2	1.000	2-2	1.000	1	4	5	3.2	3	2	3	1	0	10	6.7
at San Diego	01/28/2023	*	33:02	3-5	.600	0-0	.000	0-2	.000	1	5	6	3.3	3	5	2	0	2	6	6.7
at Saint Mary's (CA)	02/02/2023	*	27:37	4-8	.500	0-1	.000	2-2	1.000	1	1	2	3.2	3	1	1	1	0	10	6.8
Santa Clara	02/04/2023	*	23:55	4-7	.571	2-4	.500	0-0	.000	0	4	4	3.3	4	2	1	0	0	10	6.9
at Gonzaga	02/09/2023	*	23:14	2-4	.500	0-1	.000	0-1	.000	0	2	2	3.2	5	1	2	0	0	4	6.8
Pepperdine	02/11/2023	*	19:42	1-5	.200	0-3	.000	2-4	.500	0	0	0	3.1	3	1	3	2	4	4	6.7
at Pacific	02/16/2023	*	28:50	1-4	.250	0-2	.000	2-2	1.000	3	4	7	3.2	4	1	5	0	0	4	6.6
Portland	02/23/2023	*	21:53	3-6	.500	1-1	1.000	0-0	.000	0	3	3	3.2	5	0	0	2	2	7	6.6
Totals	19		620:18	73-149	.490	26-69	.377	27-39	.692	29	68	97	3.2	82	29	38	17	19	199	6.6

#### Player Averages

Games Played	Minutes/game	Points/game	FG Pct	3FG Pct	FT Pct	Rebounds/game	Assists/game	Turnovers/game	Assist/Turnover ratio	Steals/game	Blocks/game
30	20.7	6.6	49.0	37.7	69.2	3.2	1.0	1.3	0.8	0.6	0.6



### FAST FIVE...

- 1) Born August 28, 2001
- 2) Rated a three-star prospect according to Rivals.com and 247sports.com
- 3) Says that Mexican food is his favorite food
- 4) His favorite sport other than basketball is baseball and is a Giants fan.
- 5) Says the Jordan I's are his favorite shoes.

### GERLUFSEN ON HAWTHORNE...

## CAREER YEAR-BY-YEAR STATISTICS

Year	GP	GS	Min	Avg	FG	FGA	Pct	3FG	3FGA	Pct	FT	FTA	Pct	Off	Def	Tot	Avg	PF	FO	Ast	TO	Blk	Stl	Pts	Avg
2020-21	17	0	121	7.1	11	38	.289	4	25	.160	7	8	.875	7	15	22	1.3	17	0	2	13	1	3	33	1.9
2021-22																									
<b>TOTAL</b>	<b>17</b>	<b>0</b>	<b>121</b>	<b>7.1</b>	<b>11</b>	<b>38</b>	<b>.289</b>	<b>4</b>	<b>25</b>	<b>.160</b>	<b>7</b>	<b>8</b>	<b>.875</b>	<b>7</b>	<b>15</b>	<b>22</b>	<b>1.3</b>	<b>17</b>	<b>0</b>	<b>2</b>	<b>13</b>	<b>1</b>	<b>3</b>	<b>33</b>	<b>1.9</b>



# SABA GIGIBERIA (Gee-gee-bear-ee-uh)

Sophomore • Center • 7-2 • 248 • Tbilisi, Georgia • Georgia Tech

## SEASON STATS

PPG	RPG	APG	FG%	3FG%	FT%
4.4	3.0	0.7	52.9	25.0	62.2

## LAST GAME vs. Portland (2/23/23)

MIN	PTS	REBS	ASTS	BLKS	STLS
1	0	0	0	0	0

Saw action in 15 games, averaging 7.8 minutes, 2.5 points and 2.3 rebounds at Georgia Tech in 2021-22...Received first career start against Wake Forest (1/19), scoring career-high eight points, career-high 16:47 court time...Followed with eight points in six minutes against Clayton State...Notched six points and six rebounds at Duke in 14:06 minutes, four points and four rebounds at UNC in 14:01, his previous long stints

### Career Honors:

#### Season Highs:

Points	16	vs. Hartford (12/22/22)
Minutes	19	vs. Cal Poly (11/10/22)
Field Goals Made	6	vs. Hartford (12/22/22)
Field Goal Attempts	8	vs. Hartford (12/22/22)
3-Point Field Goals Made	2	vs. Hartford (12/22/22)
3-Point Field Goal Attempts	2	vs. Hartford (12/22/22)
Free Throws Made	3	at UNLV (12/17/22)
Free Throw Attempts	4	2x last vs. No. 16/16 Gonzaga (2/9/23)
Rebounds	8	vs. Cal Poly (11/10/22)
Assists	3	vs. No. 25 Arizona State (12/21/22)
Blocks	3	vs. Cal Poly (11/10/22)
Steals	2	2x last vs. BYU (1/21/23)

#### Career Highs (at USF)

Points	16	vs. Hartford (12/22/22)
Minutes	19	vs. Cal Poly (11/10/22)
Field Goals Made	6	vs. Hartford (12/22/22)
Field Goal Attempts	8	vs. Hartford (12/22/22)
3-Point Field Goals Made	2	vs. Hartford (12/22/22)
3-Point Field Goal Attempts	2	vs. Hartford (12/22/22)
Free Throws Made	3	at UNLV (12/17/22)
Free Throw Attempts	4	2x last vs. No. 16/16 Gonzaga (2/9/23)
Rebounds	8	vs. Cal Poly (11/10/22)
Assists	3	vs. No. 25 Arizona State (12/21/22)
Blocks	3	vs. Cal Poly (11/10/22)
Steals	2	2x last vs. BYU (1/21/23)



2022-23 San Francisco Men's Basketball  
Individual Game-by-Game  
All games

Page 5/14  
as of Feb 25, 2023

#### #5 GIGIBERIA, Saba

Opponent	Date	GS	MIN	FG-FGA	PCT	3FG-3FGA	PCT	FT-FTA	PCT	Rebounds	PF	A	TO	BLK	STL	PTS	AVG				
Texas Southern	11/07/2022	*	11:32	2-3	.667	0-1	.000	2-2	1.000	1	4	5	5.0	2	0	1	6	6.0			
Cal Poly	11/10/2022	*	18:46	2-4	.500	0-1	.000	2-2	1.000	3	5	8	6.5	4	1	5	3	2	6	6.0	
UC Merced	11/13/2022	*	13:33	3-6	.500	0-1	.000	0-0	.000	1	2	3	5.3	1	1	3	0	1	6	6.0	
at Fresno St.	11/16/2022	*	07:54	1-3	.333	1-1	1.000	0-0	.000	2	2	4	5.0	1	0	1	1	0	3	5.3	
vs UNI	11/21/2022	*	06:47	1-3	.333	0-1	.000	0-0	.000	0	1	1	4.2	3	1	0	0	1	2	4.6	
vs Wichita St.	11/22/2022	*	12:18	1-4	.250	0-1	.000	1-1	1.000	0	5	5	4.3	1	1	1	0	1	3	4.3	
at Davidson	11/25/2022	*	09:18	2-4	.500	0-0	.000	0-0	.000	2	3	5	4.4	2	1	0	2	1	4	4.3	
Little Rock	11/30/2022	*	15:33	3-8	.375	0-1	.000	2-4	.500	3	2	5	4.5	1	2	1	1	1	8	4.8	
vs Utah St.	12/04/2022	*	16:56	3-6	.500	0-2	.000	2-3	.667	0	4	4	4.4	1	1	2	1	0	8	5.1	
Merrimack	12/07/2022	*	04:34	2-2	1.000	0-0	.000	0-0	.000	0	2	2	4.2	2	0	2	1	0	4	5.0	
vs New Mexico	12/12/2022	*	08:05	1-1	1.000	0-0	.000	0-1	.000	1	0	1	3.9	2	0	3	0	0	2	4.7	
at UNLV	12/17/2022	*	10:22	4-5	.800	0-0	.000	3-3	1.000	3	0	3	3.8	3	0	1	0	1	11	5.3	
UT Arlington	12/19/2022	*	10:05	1-3	.333	0-0	.000	1-4	.250	0	0	0	3.5	2	1	3	0	0	3	5.1	
Arizona St.	12/21/2022	*	18:10	1-2	.500	0-0	.000	1-4	.250	0	3	3	3.5	4	3	2	2	1	3	4.9	
Hartford	12/22/2022	*	15:43	6-8	.750	2-2	1.000	2-2	1.000	2	5	7	3.7	2	2	2	1	0	16	5.7	
at Santa Clara	12/29/2022	*	08:01	0-1	.000	0-0	.000	2-2	1.000	0	1	1	3.6	2	1	1	0	0	2	5.4	
San Diego	12/31/2022	*	03:49	0-0	.000	0-0	.000	1-2	.500	0	1	1	3.4	0	0	0	0	0	1	5.2	
Gonzaga	01/05/2023	*	07:05	1-2	.500	0-0	.000	0-0	.000	0	2	2	3.3	0	1	0	1	0	2	5.0	
at LMU (CA)	01/07/2023	*	15:05	4-6	.667	0-1	.000	0-0	.000	0	3	3	3.3	3	0	4	1	1	8	5.2	
Pacific	01/19/2023	*	10:07	2-4	.500	0-0	.000	0-0	.000	1	4	5	3.4	0	1	4	1	0	4	5.1	
BYU	01/21/2023	*	06:47	1-1	1.000	0-0	.000	0-0	.000	1	2	3	3.4	1	0	2	1	2	2	5.0	
at San Diego	01/28/2023	*	02:35	1-2	.500	0-0	.000	0-1	.000	1	0	1	3.3	0	0	1	0	0	2	4.8	
at Saint Mary's (CA)	02/02/2023	*	00:54	0-0	.000	0-0	.000	0-0	.000	0	0	0	3.1	2	0	0	0	0	0	4.6	
Santa Clara	02/04/2023	*	02:34	0-1	.000	0-0	.000	0-0	.000	0	0	0	3.0	0	1	0	0	0	0	4.4	
Gonzaga	02/09/2023	*	17:57	3-6	.500	0-0	.000	2-4	.500	1	5	6	3.1	1	0	0	0	0	8	4.6	
Pepperdine	02/11/2023	*	08:43	1-2	.500	0-0	.000	2-2	1.000	2	1	3	3.1	2	0	1	0	1	4	4.5	
at Pacific	02/16/2023	*	01:21	0-0	.000	0-0	.000	0-0	.000	0	0	0	3.0	1	0	1	0	0	0	4.4	
Totals			12	264:34	46-87	.529	3-12	.250	23-37	.622	24	57	81	3.0	43	18	41	16	14	118	4.4

#### Player Averages

Games Played	Minutes/game	Points/game	FG Pct	3FG Pct	FT Pct	Rebounds/game	Assists/game	Turnovers/game	Assist/Turnover ratio	Steals/game	Blocks/game
27	9.8	4.4	52.9	25.0	62.2	3.0	0.7	1.5	0.4	0.5	0.6



#### FAST FIVE...

#### GERLUFSEN ON GIGIBERIA...

## CAREER YEAR-BY-YEAR STATISTICS

Year	GP	GS	Min	Avg	FG	FGA	Pct	3FG	3FGA	Pct	FT	FTA	Pct	Off	Def	Tot	Avg	PF	FO	Ast	TO	Blk	Stl	Pts	Avg
------	----	----	-----	-----	----	-----	-----	-----	------	-----	----	-----	-----	-----	-----	-----	-----	----	----	-----	----	-----	-----	-----	-----



TONI ROČAK (Row-chak)

Graduate Student • Forward • 6-9 • 220 • Geneva, Switzerland • UC San Diego

SEASON STATS

PPG	RPG	APG	FG%	3FG%	FT%
2.4	1.6	0.6	39.4	37.5	45.5

LAST GAME vs. Portland (2/23/23)

MIN	PTS	REBS	ASTS	BLKS	STLS
13	13	4	1	0	2

Earned All-Big West Honorable Mention recognition...Led the Tritons in both scoring (15.1 points per game) and rebounding (6.5 per contest) for the second consecutive season...Recognized on the All-Triton Scholar Athlete Team...Named Big West Player of the Week twice (Jan.3 and Nov. 15)...Named UCSDTritons.com Athlete of the Week (Nov. 15)...Scored a career-high 34 points in UC San Diego's win over UC Santa Barbara (Dec. 30)

Career Honors:

Season Highs:

Points	13	vs. Portland (2/23/23)
Minutes	16	at Loyola Marymount (1/7/23)
Field Goals Made	4	vs. Portland (2/23/23)
Field Goal Attempts	8	vs. Portland (2/23/23)
3-Point Field Goals Made	2	vs. Portland (2/23/23)
3-Point Field Goal Attempts	5	x5 last vs. Hartford (12/22/22)
Free Throws Made	3	2x last vs. Portland (2/23/23)
Free Throw Attempts	6	vs. Cal Poly (11/10/22)
Rebounds	5	vs. Utah State (12/4/22)
Assists	3	at Loyola Marymount (1/7/23)
Blocks	1	vs. Utah State (12/4/23)
Steals	2	2x last vs. Portland (2/23/23)

Career Highs (at USF)

Points	13	vs. Portland (2/23/23)
Minutes	16	at Loyola Marymount (1/7/23)
Field Goals Made	4	vs. Portland (2/23/23)
Field Goal Attempts	8	vs. Portland (2/23/23)
3-Point Field Goals Made	2	vs. Portland (2/23/23)
3-Point Field Goal Attempts	5	x5 last vs. Hartford (12/22/22)
Free Throws Made	3	2x last vs. Portland (2/23/23)
Free Throw Attempts	6	vs. Cal Poly (11/10/22)
Rebounds	5	vs. Utah State (12/4/22)
Assists	3	at Loyola Marymount (1/7/23)
Blocks	1	vs. Utah State (12/4/23)
Steals	2	2x last vs. Portland (2/23/23)



2022-23 San Francisco Men's Basketball  
Individual Game-by-Game  
All games

Page 6/14  
as of Feb 25, 2023

#10 ROČAK, Toni

		Total		3-Pointers		Free throws		Rebounds									
Opponent	Date	GS	MIN	FG-FGA	PCT	3FG-3FGA	PCT	FT-FTA	PCT	OFF	DEF	TOT	AVG	PF	A	TO	BLK
Texas Southern	11/07/2022		15:29	3-3	1.000	0-0	.000	1-2	.500	1	2	3	3.0	3	1	3	1
Cal Poly	11/10/2022		11:26	2-3	.667	0-0	.000	3-6	.500	0	1	1	2.0	4	0	2	0
UC Merced	11/13/2022		12:54	1-5	.200	0-1	.000	1-2	.500	1	1	2	2.0	1	0	2	0
at Fresno St.	11/16/2022		11:50	0-1	.000	0-1	.000	0-2	.000	2	2	4	2.5	0	1	2	0
vs UNI	11/21/2022		10:13	0-2	.000	0-0	.000	0-0	.000	1	1	2	2.4	0	1	0	0
at Davidson	11/25/2022		10:10	0-3	.000	0-1	.000	1-2	.500	1	2	3	2.5	1	0	1	0
Little Rock	11/30/2022		10:10	2-2	1.000	1-1	1.000	1-2	.500	1	0	1	2.3	2	1	1	0
vs Utah St.	12/04/2022		12:50	0-0	.000	0-0	.000	0-2	.000	1	4	5	2.6	1	1	2	0
Merrimack	12/07/2022		03:11	0-0	.000	0-0	.000	0-0	.000	0	0	0	2.3	1	0	2	0
vs New Mexico	12/12/2022		01:06	0-1	.000	0-0	.000	0-0	.000	0	0	0	2.1	0	0	0	0
UT Arlington	12/19/2022		02:25	0-0	.000	0-0	.000	0-0	.000	0	0	0	1.9	0	0	2	0
Hartford	12/22/2022		03:14	0-1	.000	0-1	.000	0-0	.000	0	0	0	1.8	1	0	1	0
San Diego	12/31/2022		01:57	0-1	.000	0-0	.000	0-0	.000	0	0	0	1.6	0	0	0	0
at LMU (CA)	01/07/2023		14:59	1-2	.500	0-0	.000	0-0	.000	0	0	0	1.5	0	3	0	0
Saint Mary's (CA)	01/14/2023		02:33	0-1	.000	0-0	.000	0-0	.000	0	0	0	1.4	0	0	1	0
Portland	02/23/2023	*	14:00	4-8	.500	2-3	.667	3-4	.750	1	3	4	1.6	3	1	2	0
Totals			1 138:27	13-33	.394	3-8	.375	10-22	.455	9	16	25	1.6	17	9	21	3

Player Averages

Games Played	Minutes/ game	Points/ game	FG Pct	3FG Pct	FT Pct	Rebounds/ game	Assists/ game	Turnovers/ game	Assist/Turnover ratio	Steals/ game	Blocks/ game
16	8.7	2.4	39.4	37.5	45.5	1.6	0.6	1.3	0.4	0.4	0.2



FAST FIVE...

GERLUFSEN ON ROČAK...

CAREER YEAR-BY-YEAR STATISTICS

Year	GP	GS	Min	Avg	FG	FGA	Pct	3FG	3FGA	Pct	FT	FTA	Pct	Off	Def	Tot	Avg	PF	F0	Ast	T0	Blk	Stl	Pts	Avg
------	----	----	-----	-----	----	-----	-----	-----	------	-----	----	-----	-----	-----	-----	-----	-----	----	----	-----	----	-----	-----	-----	-----



# JOSH KUNEN (Koo-nen)

Junior • Forward • 6-8 • 210 • Melbourne, Australia • Centre of Excellence

## SEASON STATS

PPG	RPG	APG	FG%	3FG%	FT%
4.4	3.6	1.2	46.3	41.8	52.6

## LAST GAME vs. Portland (2/23/23)

MIN	PTS	REBS	ASTS	BLKS	STLS
18	4	2	2	0	0

Played in 34 games, started in 2 games in 2021-22...averaged 4.3 points per game...received his first start of the year in the semifinal round of the WCC Tournament...Shot 30 percent from behind the arc (25-82)...shot 40 percent overall from the field (49-121)...Averaged 3.3 rebounds per game with a total of 113 rebounds...recorded a total of 27 assists...Recorded a season high in minutes played in a game (33) against Towson

## Career Honors

### Season Highs:

Points	15	vs. Wichita State (11/21/22)
Minutes	33	vs. Wichita State (11/21/22)
Field Goals Made	5	vs. Wichita State (11/21/22)
Field Goal Attempts	7	vs. Cal Poly (11/10/22)
3-Point Field Goals Made	5	vs. Wichita State (11/21/22)
3-Point Field Goal Attempts	6	at Fresno State (11/16/22)
Free Throws Made	2	vs. UC Merced (11/13/22)
Free Throw Attempts	3	vs. Cal Poly (11/10/22)
Rebounds	7	2x last vs. Pepperdine (2/11/23)
Assists	4	vs. UC Merced (11/13/22)
Blocks	2	at Loyola Marymount (1/7/23)
Steals	2	at Santa Clara (12/29/22)

### Career Highs

Points	--	--
Minutes	--	--
Field Goals Made	--	--
Field Goal Attempts	--	--
3-Point Field Goals Made	--	--
3-Point Field Goal Attempts	--	--
Free Throws Made	--	--
Free Throw Attempts	--	--
Rebounds	--	--
Assists	--	--
Blocks	--	--
Steals	--	--



## 2022-23 San Francisco Men's Basketball Individual Game-by-Game All games

Page 7/14  
as of Feb 25, 2023

### #11 KUNEN, Josh

Opponent	Date	GS	MIN	FG-FGA	PCT	3FG-3FGA	PCT	FT-FTA	PCT	Rebounds	PF	A	TO	BLK	STL	PTS	AVG
Texas Southern	11/07/2022	*	21:08	2-2	1.000	1-1	1.000	0-0	.000	1	6	7	7	0	0	5	5.0
Cal Poly	11/10/2022	*	24:31	3-7	.429	0-2	.000	2-3	.667	2	3	5	6	2	0	8	6.5
UC Merced	11/13/2022	*	19:32	3-5	.600	2-4	.500	2-2	1.000	3	2	5	5	1	4	10	7.7
at Fresno St.	11/16/2022	*	11:50	1-6	.167	1-6	.167	0-0	.000	1	2	3	5	0	1	2	3
vs UNI	11/21/2022	*	21:37	1-4	.250	0-2	.000	0-0	.000	0	4	4	4	1	2	2	5.6
vs Wichita St.	11/22/2022	*	32:52	5-6	.833	5-5	1.000	0-2	.000	1	6	7	5	2	0	1	15
at Davidson	11/25/2022	*	27:19	3-5	.600	1-2	.500	0-0	.000	3	3	6	5	4	0	2	7
Little Rock	11/30/2022	*	13:21	1-2	.500	1-2	.500	0-0	.000	0	3	3	5	0	2	4	6.6
vs Utah St.	12/04/2022	*	16:26	1-2	.500	0-0	.000	0-0	.000	0	2	2	4	1	0	0	2
Merrimack	12/07/2022	*	19:31	1-3	.333	0-0	.000	0-0	.000	1	1	2	4	2	0	1	2
vs New Mexico	12/12/2022	*	09:53	1-1	1.000	1-1	1.000	0-0	.000	0	0	0	4	0	1	0	3
at UNLV	12/17/2022	*	18:13	1-2	.500	1-2	.500	0-0	.000	0	1	1	3	1	0	0	3
UT Arlington	12/19/2022	*	25:30	1-4	.250	0-2	.000	0-0	.000	0	2	2	3	6	0	2	2
Arizona St.	12/21/2022	*	24:38	1-3	.333	1-2	.500	0-0	.000	1	5	6	3	8	2	1	3
Hartford	12/22/2022	*	21:55	3-6	.500	1-4	.250	0-0	.000	0	5	5	3	9	0	0	7
at Santa Clara	12/29/2022	*	26:32	0-6	.000	0-3	.000	0-0	.000	0	3	3	3	4	3	1	0
San Diego	12/31/2022	*	12:13	0-0	.000	0-0	.000	0-0	.000	0	1	1	3	6	3	1	0
Gonzaga	01/05/2023	*	27:52	3-4	.750	2-2	1.000	1-2	.500	1	5	6	3	8	2	0	9
at LMU (CA)	01/07/2023	*	25:44	1-4	.250	0-2	.000	0-0	.000	0	2	2	3	7	2	1	2
at Portland	01/12/2023	*	21:17	4-6	.667	2-3	.667	0-0	.000	1	2	3	3	7	3	2	0
Saint Mary's (CA)	01/14/2023	*	13:51	1-3	.333	0-1	.000	0-0	.000	1	1	2	3	6	0	3	1
Pacific	01/19/2023	*	16:17	5-5	1.000	3-3	1.000	0-0	.000	1	5	6	3	7	5	3	1
BYU	01/21/2023	*	26:13	1-3	.333	0-1	.000	1-2	.500	1	3	4	3	7	4	3	2
at San Diego	01/28/2023	*	12:12	1-1	1.000	0-0	.000	0-0	.000	1	0	1	3	6	2	1	2
at Saint Mary's (CA)	02/02/2023	*	21:36	0-2	.000	0-1	.000	2-2	1.000	0	4	4	3	6	3	1	1
Santa Clara	02/04/2023	*	20:16	0-2	.000	0-1	.000	0-0	.000	1	2	3	3	6	1	1	0
at Gonzaga	02/09/2023	*	06:54	1-2	.500	0-0	.000	0-0	.000	2	1	3	3	6	3	1	0
Pepperdine	02/11/2023	*	24:53	1-3	.333	0-0	.000	1-4	.250	1	6	7	3	7	1	0	2
at Pacific	02/16/2023	*	26:44	2-4	.500	1-1	1.000	1-2	.500	1	2	3	3	7	3	0	6
Portland	02/23/2023	*	17:28	2-5	.400	0-2	.000	0-0	.000	1	1	2	3	6	1	2	0
<b>Totals</b>			<b>28</b>	<b>608:19</b>	<b>50-108</b>	<b>.463</b>	<b>23-55</b>	<b>.418</b>	<b>10-19</b>	<b>.526</b>	<b>25</b>	<b>83</b>	<b>108</b>	<b>3.6</b>	<b>62</b>	<b>35</b>	<b>39</b>

### Player Averages

Games Played	Minutes/game	Points/game	FG Pct	3FG Pct	FT Pct	Rebounds/game	Assists/game	Turnovers/game	Assist/Turnover ratio	Steals/game	Blocks/game
30	20.3	4.4	46.3	41.8	52.6	3.6	1.2	1.3	0.9	0.3	0.3



## FAST FIVE...

## GERLUFSEN ON KUNEN...

## CAREER YEAR-BY-YEAR STATISTICS

Year	GP	GS	Min	Avg	FG	FGA	Pct	FG	FGA	Pct	FT	FTA	Pct	Off	Def	Tot	Avg	PF	FO	Ast	TO	Blk	Stl	Pts	Avg
------	----	----	-----	-----	----	-----	-----	----	-----	-----	----	-----	-----	-----	-----	-----	-----	----	----	-----	----	-----	-----	-----	-----





## JUSTIN BIEKER (BEE-kerr)

R-Freshman • Guard • 6-5 • 180 • Portland, Ore. • Jesuit HS

### SEASON STATS (19-20)

PPG	RPG	APG	FG%	3FG%	FT%
1.0	0.6	0.2	40.0	20.0	64.3

### LAST GAME vs. Portland (2/23/23)

MIN	PTS	REBS	ASTS	BLKS	STLS
12	0	1	1	0	1

Played in 10 games in 2021-22...recorded a total of 8 points, 7 rebounds and 2 assists...Scored a season-high 3 points in USF's 111-78 win over Academy of Art (12/18/21)...hit the three-pointer that broke the single game program record for most three-pointers as a team (20)...also tied his season-highs of 2 rebounds and 1 assist, set a season-high with 1 steal

### Career Honors:

### Season Highs:

Points	5	vs. San Diego (12/31/22)
Minutes	14	at UNLV (12/17/22)
Field Goals Made	2	vs. UT Arlington (12/19/22)
Field Goal Attempts	3	vs. UT Arlington (12/19/22)
3-Point Field Goals Made	1	vs. UT Arlington (12/19/22)
3-Point Field Goal Attempts	1	3x last vs. San Diego (12/31/22)
Free Throws Made	3	vs. San Diego (12/31/22)
Free Throw Attempts	4	vs. San Diego (12/31/22)
Rebounds	2	at UNLV (12/17/22)
Assists	1	2x last vs. Portland (2/23/23)
Blocks	--	--
Steals	1	2x last vs. Portland (2/23/23)

### Career Highs

Points	--
Minutes	--
Field Goals Made	--
Field Goal Attempts	--
3-Point Field Goals Made	--
3-Point Field Goal Attempts	--
Free Throws Made	--
Free Throw Attempts	--
Rebounds	--
Assists	--
Blocks	--
Steals	--



2022-23 San Francisco Men's Basketball  
Individual Game-by-Game  
All games

Page 8/14  
as of Feb 25, 2023

### #12 BIEKER, Justin

Opponent	Date	GS	MIN	Total FG-FGA	PCT	3-Pointers 3FG-3FGA	PCT	Free throws FT-FTA	PCT	Rebounds OFF DEF TOT	AVG	PF	A TO	BLK	STL	PTS	AVG
UC Merced	11/13/2022		01:57	0-0	.000	0-0	.000	0-0	.000	0	0	0	0	0	0	0	0.0
at Davidson	11/25/2022		00:23	0-0	.000	0-0	.000	0-0	.000	0	0	0	0	0	0	0	0.0
Little Rock	11/30/2022		01:54	0-1	.000	0-1	.000	0-0	.000	1	0	1	0	0	0	0	0.0
vs Utah St.	12/04/2022		08:09	0-0	.000	0-0	.000	0-0	.000	0	0	0	0	0	0	0	0.0
at UNLV	12/17/2022		13:04	0-1	.000	0-0	.000	0-0	.000	1	1	2	0	0	0	1	0.0
UT Arlington	12/19/2022		09:07	2-3	.667	1-1	1.000	0-1	.000	0	0	0	0	0	0	1	5.0
Arizona St.	12/21/2022		06:54	1-1	1.000	0-0	.000	1-3	.333	0	1	1	0	0	0	0	3.1
Hartford	12/22/2022		07:26	0-0	.000	0-0	.000	2-2	1.000	0	1	1	0	0	0	0	2.1
at Santa Clara	12/29/2022		00:45	0-0	.000	0-0	.000	0-0	.000	0	0	0	0	0	0	0	0.0
San Diego	12/31/2022		10:41	1-2	.500	0-1	.000	3-4	.750	0	0	0	0	0	0	5	1.5
at Portland	01/12/2023		03:06	0-0	.000	0-0	.000	0-0	.000	0	1	1	0	0	0	0	1.4
Saint Mary's (CA)	01/14/2023		09:42	0-0	.000	0-0	.000	0-0	.000	0	0	0	0	0	0	0	0.0
Pacific	01/19/2023		11:55	0-0	.000	0-0	.000	0-0	.000	1	2	3	0	0	0	1	0.2
at San Diego	01/28/2023		00:38	0-0	.000	0-0	.000	2-2	1.000	0	0	0	0	0	0	0	0.0
at Saint Mary's (CA)	02/02/2023		00:38	0-0	.000	0-0	.000	0-0	.000	0	0	0	0	0	0	0	0.0
Santa Clara	02/04/2023		02:16	0-0	.000	0-0	.000	1-2	.500	1	0	1	0	0	0	0	1.1
at Gonzaga	02/09/2023		03:07	0-1	.000	0-1	.000	0-0	.000	0	0	0	0	0	0	0	0.0
Portland	02/23/2023		11:43	0-1	.000	0-1	.000	0-0	.000	0	1	1	0	0	0	1	0.0
<b>Totals</b>				<b>0</b>	<b>103:26</b>	<b>4-10</b>	<b>.400</b>	<b>1-5</b>	<b>.200</b>	<b>9-14</b>	<b>.643</b>	<b>4</b>	<b>7</b>	<b>11</b>	<b>0.6</b>	<b>8</b>	<b>1.0</b>

### Player Averages

Games Played	Minutes/game	Points/game	FG Pct	3FG Pct	FT Pct	Rebounds/game	Assists/game	Turnovers/game	Assist/Turnover ratio	Steals/game	Blocks/game
18	5.7	1.0	40.0	20.0	64.3	0.6	0.2	0.1	3.0	0.3	0.0



### FAST FIVE...

- 1) Born August 23, 2000
- 2) Parents are Neil and Jacqui.
- 3) From Portland, Ore., but also lived in Australia and Singapore. His mother is an Australian citizen.
- 4) His favorite basketball player is Devin Booker
- 5) Says Kanye West is his favorite musical artist.

### GERLUFSEN ON BIEKER...

## CAREER YEAR-BY-YEAR STATISTICS

Year	GP	GS	Min	Avg	FG	FGA	Pct	3FG	3FGA	Pct	FT	FTA	Pct	Off	Def	Tot	Avg	PF	FO	Ast	TO	Blk	Stl	Pts	Avg
------	----	----	-----	-----	----	-----	-----	-----	------	-----	----	-----	-----	-----	-----	-----	-----	----	----	-----	----	-----	-----	-----	-----



# Zane MEEKS

Junior • Forward • 6-9 • 220 • Prairie Village, Kan. • Nevada

## SEASON STATS

PPG	RPG	APG	FG%	3FG%	FT%
11.2	5.3	0.8	47.9	33.0	74.0

## LAST GAME vs. Portland (2/23/23)

MIN	PTS	REBS	ASTS	BLKS	STLS
7	0	1	0	0	0

Played in 27 games.... Averaged 14.0 minutes per contest with 5.0 points per game, 2.3 rebounds per game and 0.7 assists per game...Made his USF debut against LIU (11/9/21) by tallying 6 points on 2-of-6 from the floor...also grabbed one offensive rebound in nine minutes played against the Sharks...Shot 32 percent from behind-the-arc (32-100)...shot 35 percent overall from the field (45-128)...Recorded a season-high of 15 points in USF's 67-66 win at Arizona State (12/19/21)...finished 5-of-7 from the field and 5-of-6 from distance...also added 5 rebounds, 2 steals and 1 block

## Career Honors:

### Season Highs:

Points	20	at Fresno State (11/16/22)
Minutes	30	at UNLV (12/17/22)
Field Goals Made	8	at Santa Clara (12/29/22)
Field Goal Attempts	15	at Fresno State (11/16/22)
3-Point Field Goals Made	3	2x last vs. No. 16/16 Gonzaga (2/9/23)
3-Point Field Goal Attempts	7	at Davidson (11/25/22)
Free Throws Made	5	vs. Texas Southern (11/7/22)
Free Throw Attempts	8	vs. Santa Clara (2/4/23)
Rebounds	17	at UNLV (12/17/22)
Assists	4	vs. Merrimack (12/7/22)
Blocks	2	vs. Wichita State (11/22/22)
Steals	1	3x last at Portland (1/12/23)

### Career Highs (at USF)

Points	20	at Fresno State (11/16/22)
Minutes	30	at UNLV (12/17/22)
Field Goals Made	8	at Santa Clara (12/29/22)
Field Goal Attempts	15	at Fresno State (11/16/22)
3-Point Field Goals Made	5	12/19/21 vs. Arizona State
3-Point Field Goal Attempts	7	at Davidson (11/25/22)
Free Throws Made	5	vs. Texas Southern (11/7/22)
Free Throw Attempts	8	vs. Santa Clara (2/4/23)
Rebounds	17	at UNLV (12/17/22)
Assists	4	vs. Merrimack (12/7/22)
Blocks	2	vs. Wichita State (11/22/22)
Steals	2	12/19/21 vs. Arizona State



## 2022-23 San Francisco Men's Basketball Individual Game-by-Game All games

Page 9/14  
as of Feb 25, 2023

### #15 MEEKS, Zane

Opponent	Date	GS	MIN	FG-FGA	PCT	3FG-3FGA	PCT	FT-FTA	PCT	OFF	DEF	TOT	AVG	PF	A	TO	BLK	STL	PTS	AVG	
Texas Southern	11/07/2022		18:59	5-9	.556	1-4	.250	5-6	.833	2	4	6	6.0	2	1	1	0	0	16	16.0	
Cal Poly	11/10/2022		22:16	0-5	.000	0-4	.000	3-4	.750	0	3	3	4.5	2	0	1	2	0	3	9.5	
UC Merced	11/13/2022		18:32	4-12	.333	1-5	.200	0-1	.000	4	5	9	6.0	0	1	0	0	0	9	9.3	
at Fresno St.	11/16/2022		27:05	8-15	.533	1-5	.200	3-3	1.000	4	6	10	7.0	3	1	3	2	0	20	12.0	
vs UNI	11/21/2022		29:29	3-12	.250	2-7	.286	4-6	.667	2	9	11	7.8	3	0	0	1	0	12	12.0	
vs Wichita St.	11/22/2022		27:42	3-10	.300	0-4	.000	2-2	1.000	3	3	6	7.5	3	3	3	2	0	8	11.3	
at Davidson	11/25/2022		16:48	4-8	.500	3-7	.429	2-4	.500	2	0	2	6.7	3	1	1	1	0	13	11.6	
Little Rock	11/30/2022		14:35	4-5	.800	2-3	.667	4-4	1.000	1	3	4	6.4	3	1	1	0	1	14	11.9	
vs Utah St.	12/04/2022		21:28	5-9	.556	1-4	.250	0-0	.000	2	2	4	6.1	0	0	0	0	0	11	11.8	
Merrimack	12/07/2022	*	21:06	4-6	.667	1-3	.333	3-3	1.000	3	3	6	6.1	4	4	2	0	0	12	11.8	
vs New Mexico	12/12/2022		28:43	2-8	.250	1-6	.167	0-0	.000	1	2	3	5.8	2	0	1	0	0	5	11.2	
at UNLV	12/17/2022	*	29:38	8-10	.800	1-3	.333	0-2	.000	6	11	17	6.8	2	2	3	0	1	17	11.7	
UT Arlington	12/19/2022	*	24:13	4-8	.500	3-6	.500	2-2	1.000	0	3	3	6.5	2	0	2	0	0	13	11.8	
Arizona St.	12/21/2022		15:28	3-4	.750	3-4	.750	0-0	.000	1	5	6	6.4	2	0	0	0	0	9	11.6	
at Santa Clara	12/29/2022		26:32	8-12	.667	2-3	.667	0-0	.000	5	5	10	6.7	3	1	1	0	0	18	12.0	
San Diego	12/31/2022	*	22:45	4-9	.444	2-4	.500	2-3	.667	4	4	8	6.8	4	1	2	0	0	12	12.0	
Gonzaga	01/05/2023	*	25:53	5-14	.357	1-4	.250	3-3	1.000	3	4	7	6.8	1	1	4	0	0	14	12.1	
at Portland	01/12/2023		25:18	4-10	.400	0-2	.000	1-2	.500	2	1	3	6.6	2	0	1	0	1	9	11.9	
Saint Mary's (CA)	01/14/2023	*	31:25	6-10	.600	2-4	.500	3-3	1.000	2	6	8	6.6	0	0	5	0	0	17	12.2	
Pacific	01/19/2023	*	12:42	6-11	.545	1-3	.333	4-4	1.000	0	0	0	6.3	2	0	0	0	0	17	12.5	
BYU	01/21/2023	*	20:27	5-9	.556	3-7	.429	0-0	.000	1	3	4	6.2	3	1	1	0	0	13	12.5	
at San Diego	01/28/2023	*	21:46	7-10	.700	0-1	.000	1-3	.333	0	2	2	6.0	1	4	1	0	0	15	12.6	
at Saint Mary's (CA)	02/02/2023	*	17:45	0-4	.000	0-3	.000	6-6	1.000	2	0	2	5.8	4	0	2	0	0	6	12.3	
Santa Clara	02/04/2023	*	17:55	2-6	.333	0-1	.000	3-8	.375	2	4	6	5.8	2	0	4	0	0	7	12.1	
at Gonzaga	02/09/2023	*	26:16	5-10	.500	3-6	.500	1-1	1.000	1	1	2	5.7	3	0	2	0	0	14	12.2	
Pepperdine	02/11/2023	*	12:03	2-5	.400	1-3	.333	2-2	1.000	1	0	1	5.5	1	0	1	0	0	7	12.0	
at Pacific	02/16/2023	*	11:00	1-3	.333	0-0	.000	0-0	.000	2	1	3	5.4	0	1	2	1	0	2	11.6	
Portland	02/23/2023		06:19	0-0	.000	0-0	.000	0-1	.000	0	1	1	5.3	0	0	0	0	0	0	11.2	
Totals			14	594:06	112-234	.479	35-106	.330	54-73	.740	56	91	147	5.3	58	22	45	9	3	113	11.2

### Player Averages

Games Played	Minutes/game	Points/game	FG Pct	3FG Pct	FT Pct	Rebounds/game	Assists/game	Turnovers/game	Assist/Turnover ratio	Steals/game	Blocks/game
28	21.2	11.2	47.9	33.0	74.0	5.3	0.8	1.6	0.5	0.1	0.3




## FAST FIVE...

## GERLUFSEN ON MEEKS...

## CAREER YEAR-BY-YEAR STATISTICS

Year	GP	GS	Min	Avg	FG	FGA	Pct	3FG	3FGA	Pct	FT	FTA	Pct	Off	Def	Tot	Avg	PF	FO	Ast	TO	Blk	Stl	Pts	Avg
------	----	----	-----	-----	----	-----	-----	-----	------	-----	----	-----	-----	-----	-----	-----	-----	----	----	-----	----	-----	-----	-----	-----



# NDEWEDO NEWBURY (Dway-doh New-berry)

Sophomore • Forward • 6-7 • 238 • London, England • The Loomis Chaffee School

## SEASON STATS

PPG	RPG	APG	FG%	3FG%	FT%
4.7	4.1	1.0	46.9	36.4	80.0

## LAST GAME vs. Portland (2/23/23)

MIN	PTS	REBS	ASTS	BLKS	STLS
21	0	2	0	1	0

Played in 11 total games averaging 2.1 minutes per game...Made his USF debut with 6 points in 4 minutes played in USF's 98-64 season-opening win over LIU (11/9/21)...also tallied season-highs in rebounds (2), assists (1) and free throws (4-of-4) against the Sharks...Also scored 4 points in USF's 105-61 win over Pepperdine (2/10/22)... registered a season-high 2 blocks in the victory

### Career Honors:

#### Season Highs:

Points	13	at San Diego (1/28/23)
Minutes	30	at San Diego (1/28/23)
Field Goals Made	4	at San Diego (1/28/23)
Field Goal Attempts	8	vs. Pacific (1/19/23)
3-Point Field Goals Made	2	vs. Pacific (1/19/23)
3-Point Field Goal Attempts	4	vs. Pacific (1/19/23)
Free Throws Made	4	at San Diego (1/28/23)
Free Throw Attempts	4	at San Diego (1/28/23)
Rebounds	11	vs. Pacific (1/19/23)
Assists	2	4x last vs. Pepperdine (2/11/23)
Blocks	2	vs. Santa Clara (2/4/23)
Steals	1	3x last vs. No. 16/16 Gonzaga (2/9/23)

#### Career Highs:

Points	13	at San Diego (1/28/23)
Minutes	30	at San Diego (1/28/23)
Field Goals Made	4	at San Diego (1/28/23)
Field Goal Attempts	8	vs. Pacific (1/19/23)
3-Point Field Goals Made	2	vs. Pacific (1/19/23)
3-Point Field Goal Attempts	4	vs. Pacific (1/19/23)
Free Throws Made	4	at San Diego (1/28/23)
Free Throw Attempts	4	at San Diego (1/28/23)
Rebounds	11	vs. Pacific (1/19/23)
Assists	2	4x last vs. Pepperdine (2/11/23)
Blocks	2	vs. Santa Clara (2/4/23)
Steals	1	2x last vs. Santa Clara (2/4/23)



2022-23 San Francisco Men's Basketball  
Individual Game-by-Game  
All games

Page 10/14  
as of Feb 25, 2023

#### #21 NEWBURY, Ndededo


Opponent	Date	GS	MIN	FG-FGA	PCT	3FG-3FGA	PCT	FT-FTA	PCT	OFF	DEF	TOT	AVG	PF	A	TO	BLK	STL	PTS	AVG
Pacific	01/19/2023		26:43	3-8	.375	2-4	.500	1-2	.500	0	11	11	11.0	1	2	4	0	0	9	9.0
BYU	01/21/2023		11:17	0-2	.000	0-0	.000	0-0	.000	0	0	0	5.5	2	1	2	0	0	0	4.5
at San Diego	01/28/2023		30:26	4-4	1.000	1-1	1.000	4-4	1.000	1	4	5	5.3	2	2	3	1	2	13	7.3
at Saint Mary's (CA)	02/02/2023		20:23	1-2	.500	0-1	.000	0-0	.000	0	1	1	4.3	3	0	4	0	1	2	6.0
Santa Clara	02/04/2023		21:38	0-1	.000	0-0	.000	0-0	.000	1	2	3	4.0	4	2	3	2	1	0	4.8
at Gonzaga	02/09/2023		17:42	1-2	.500	1-2	.500	0-0	.000	2	0	2	3.7	3	0	1	0	1	3	4.5
Pepperdine	02/11/2023		27:25	5-8	.625	0-2	.000	2-2	1.000	5	4	9	4.4	2	2	1	0	0	12	5.6
at Pacific	02/16/2023		12:56	1-2	.500	0-0	.000	1-2	.500	2	2	4	4.4	5	0	0	0	0	3	5.3
Portland	02/23/2023		20:17	0-3	.000	0-1	.000	0-0	.000	0	2	2	4.3	3	0	0	1	0	0	4.7
<b>Totals</b>			<b>0 188:47</b>	<b>15-32</b>	<b>.469</b>	<b>4-11</b>	<b>.364</b>	<b>8-10</b>	<b>.800</b>	<b>11</b>	<b>26</b>	<b>37</b>	<b>4.1</b>	<b>25</b>	<b>9</b>	<b>18</b>	<b>4</b>	<b>5</b>	<b>42</b>	<b>4.7</b>

#### Player Averages


Games Played	Minutes/ game	Points/ game	FG Pct	3FG Pct	FT Pct	Rebounds/ game	Assists/ game	Turnovers/ game	Assist/Turnover ratio	Steals/ game	Blocks/ game
9	21.0	4.7	46.9	36.4	80.0	4.1	1.0	2.0	0.5	0.6	0.4



#### FAST FIVE...



#### GERLUFSEN ON NEWBURY...



## CAREER YEAR-BY-YEAR STATISTICS

Year	GP	GS	Min	Avg	FG	FGA	Pct	3FG	3FGA	Pct	FT	FTA	Pct	Off	Def	Tot	Avg	PF	FO	Ast	TO	Blk	Stl	Pts	Avg
------	----	----	-----	-----	----	-----	-----	-----	------	-----	----	-----	-----	-----	-----	-----	-----	----	----	-----	----	-----	-----	-----	-----



# BRYCE WHITAKER

Junior • Guard • 6-0 • 170 • Los Angeles, Calif. • Lamar Community College

## SEASON STATS

PPG	RPG	APG	FG%	3FG%	FT%
0.0	0.0	0.0	0.0	0.0	0.0

## LAST GAME vs. Portland (2/23/23)

MIN	PTS	REBS	ASTS	BLKS	STLS
--	--	--	--	--	--

Played in 2 total games in 2021-22...made his Division I debut in USF's season opener against LIU (11/9/21)...Scored his first basket as a Don by sinking 1-of-2 from the free throw line against LIU... also tallied two steals...Recorded a season-high 2 minutes played in USF's 104-71 road win at Pacific (2/21/22)

### Career Honors:

#### Season Highs:

Points	--
Minutes	3 vs. Hartford (12/22/22)
Field Goals Made	--
Field Goal Attempts	--
3-Point Field Goals Made	--
3-Point Field Goal Attempts	--
Free Throws Made	--
Free Throw Attempts	--
Rebounds	--
Assists	--
Blocks	--
Steals	--

#### Career Highs (at USF)

Points	--
Minutes	--
Field Goals Made	--
Field Goal Attempts	--
3-Point Field Goals Made	--
3-Point Field Goal Attempts	--
Free Throws Made	--
Free Throw Attempts	--
Rebounds	--
Assists	--
Blocks	--
Steals	--



2022-23 San Francisco Men's Basketball  
Individual Game-by-Game  
All games

Page 11/14  
as of Feb 25, 2023

#### #30 WHITAKER, Bryce


Opponent	Date	GS	MIN	Total FG-FGA	PCT	3FG-3FGA	PCT	Free throws FT-FTA	PCT	Rebounds OFF DEF TOT	AVG PF	A TO	BLK	STL	PTS	AVG
UC Merced	11/13/2022		00:50	0-0	.000	0-0	.000	0-0	.000	0 0 0	0.0	0 0	0 0	0 0	0 0	0.0
Little Rock	11/30/2022		00:50	0-0	.000	0-0	.000	0-0	.000	0 0 0	0.0	0 0	0 0	0 0	0 0	0.0
Arizona St.	12/21/2022		02:39	0-0	.000	0-0	.000	0-0	.000	0 0 0	0.0	0 1	0 0	0 0	0 0	0.0
Hartford	12/22/2022		02:13	0-0	.000	0-0	.000	0-0	.000	0 0 0	0.0	0 0	0 0	0 0	0 0	0.0
Pacific	01/19/2023		02:13	0-1	.000	0-1	.000	0-0	.000	0 0 0	0.0	0 0	0 0	0 0	0 0	0.0
<b>Totals</b>		<b>0</b>	<b>08:45</b>	<b>0-1</b>	<b>.000</b>	<b>0-1</b>	<b>.000</b>	<b>0-0</b>	<b>.000</b>	<b>0 0 0</b>	<b>0.0</b>	<b>0 1</b>	<b>0 0</b>	<b>0 0</b>	<b>0 0</b>	<b>0.0</b>

#### Player Averages


Games Played	Minutes/ game	Points/ game	FG Pct	3FG Pct	FT Pct	Rebounds/ game	Assists/ game	Turnovers/ game	Assist/Turnover ratio	Steals/ game	Blocks/ game
5	1.7	0.0	0.0	0.0	0.0	0.0	0.0	0.2	0.0	0.0	0.0



### FAST FIVE...



### GERLUFSEN ON WHITAKER...



## CAREER YEAR-BY-YEAR STATISTICS

Year	GP	GS	Min	Avg	FG	FGA	Pct	3FG	3FGA	Pct	FT	FTA	Pct	Off	Def	Tot	Avg	PF	FO	Ast	TO	Blk	Stl	Pts	Avg
------	----	----	-----	-----	----	-----	-----	-----	------	-----	----	-----	-----	-----	-----	-----	-----	----	----	-----	----	-----	-----	-----	-----





JONAS **VISSER** (Yo-nuss Viss-er)

Junior • Center • 6-10 • 240 • Amsterdam, Netherlands. • Centre For Sports & Education

SEASON STATS

PPG	RPG	APG	FG%	3FG%	FT%
--	--	--	--	--	--

LAST GAME vs. Portland (2/23/23)

MIN	PTS	REBS	ASTS	BLKS	STLS
--	--	--	--	--	--

Played in 5 games in 2021-22...recorded a total of 2 points and 4 rebounds...Scored a season-high 2 points in USF's 111-78 win over Academy of Art (12/28/21)...Set a season-high with 3 minutes played twice (vs. Academy of Art, at Pacific)

Career Honors:

Season Highs:

Season Highs:

Points	--
Minutes	--
Field Goals Made	--
Field Goal Attempts	--
3-Point Field Goals Made	--
3-Point Field Goal Attempts	--
Free Throws Made	--
Free Throw Attempts	--
Rebounds	--
Assists	--
Blocks	--
Steals	--

Career Highs:

Points	--
Minutes	--
Field Goals Made	--
Field Goal Attempts	--
3-Point Field Goals Made	--
3-Point Field Goal Attempts	--
Free Throws Made	--
Free Throw Attempts	--
Rebounds	--
Assists	--
Blocks	--
Steals	--

FAST FIVE...


GERLUFSEN ON VISSER...


CAREER YEAR-BY-YEAR STATISTICS

Year	GP	GS	Min	Avg	FG	FGA	Pct	3FG	3FGA	Pct	FT	FTA	Pct	Off	Def	Tot	Avg	PF	F0	Ast	T0	Blk	Stl	Pts	Avg
------	----	----	-----	-----	----	-----	-----	-----	------	-----	----	-----	-----	-----	-----	-----	-----	----	----	-----	----	-----	-----	-----	-----



# VOLODYMYR MARKOVETSKYY (Vol-oh-deh-meer Mar-koh-vet-skee)

Junior • Center • 7-2 • 270 • Truskavets, Ukraine • Washington State

## SEASON STATS

PPG	RPG	APG	FG%	3FG%	FT%
3.8	2.1	0.2	79.2	--	71.1

## LAST GAME vs. Portland (2/23/23)

MIN	PTS	REBS	ASTS	BLKS	STLS
3	2	1	0	0	0

Played in 26 games with an average of 6.6 minutes per game in 2021-22 after transferring from Washington State...recorded a total of 48 points for an average of 1.8 points per game... shot 64.3 percent from the field overall (18-28)...Tallied a season-high 8 points in his USF debut against LIU (11/9/21) on 4-of-6 from the floor...Flirted with a double-double by logging 7 points and 7 rebounds in 14 minutes of action in USF's 104-71 win at Pacific (2/21/22)

### Career Honors:

#### Season Highs:

Points	20	vs. UC Merced (11/13/22)
Minutes	24	vs. New Mexico (12/12/22)
Field Goals Made	8	vs. UC Merced (11/13/22)
Field Goal Attempts	9	vs. New Mexico (12/12/22)
3-Point Field Goals Made	--	--
3-Point Field Goal Attempts	--	--
Free Throws Made	7	vs. Merrimack (12/7/22)
Free Throw Attempts	9	vs. Merrimack (12/7/22)
Rebounds	8	vs. New Mexico (12/12/22)
Assists	3	vs. Hartford (12/22/22)
Blocks	2	vs. UC Merced (11/13/22)
Steals	1	at Loyola Marymount (11/7/23)

### Career Highs

Points	9	vs. Long Beach State (12/10/20)
Minutes	19	vs. San Diego (12/31/20)
Field Goals Made	4	vs. Long Beach State (12/10/20)
Field Goal Attempts	7	at No. 1 Gonzaga (1/2/21)
3-Point Field Goals Made	1	at Nevada (12/2/20)
3-Point Field Goal Attempts	1	at Nevada (12/2/20)
Free Throws Made	2	2x last vs. San Diego (12/31/20)
Free Throw Attempts	2	2x last vs. San Diego (12/31/20)
Rebounds	5	vs. Long Beach State (12/10/20)
Assists	1	2x last vs. LBSU (12/10/20)
Blocks	2	at Cal Poly (12/4/20)
Steals	1	vs. URI (11/29/20)



### 2022-23 San Francisco Men's Basketball Individual Game-by-Game All games

Page 12/14  
as of Feb 25, 2023

#### #33 MARKOVETSKYY, Volodymyr

Opponent	Date	GS	MIN	FG-FGA	PCT	3FG-3FGA	PCT	FT-FTA	PCT	Rebounds	PF	A	TO	BLK	STL	PTS	AVG				
Texas Southern	11/07/2022		07:41	1-1	1.000	0-0	.000	0-0	.000	0	1	1	1.0	3	0	1	2.0				
Cal Poly	11/10/2022		03:00	0-0	.000	0-0	.000	0-0	.000	0	0	0	0.5	2	0	0	1.0				
UC Merced	11/13/2022		16:30	8-9	.889	0-0	.000	4-4	1.000	1	3	4	1.7	1	0	2	7.3				
Fresno St.	11/16/2022		07:02	0-0	.000	0-0	.000	0-0	.000	1	2	3	2.0	4	0	0	5.5				
vs UNI	11/21/2022		03:44	0-0	.000	0-0	.000	1-2	.500	1	0	1	1.8	2	0	1	4.6				
vs Wichita St.	11/22/2022		01:37	0-0	.000	0-0	.000	0-0	.000	1	1	2	1.8	0	1	0	3.8				
at Davidson	11/25/2022		10:25	2-2	1.000	0-0	.000	0-0	.000	1	2	3	2.0	2	0	0	4.9				
Little Rock	11/30/2022		08:45	0-0	.000	0-0	.000	4-4	1.000	2	0	2	2.0	0	0	0	4.9				
vs Utah St.	12/04/2022		01:36	0-0	.000	0-0	.000	0-0	.000	0	0	0	1.8	0	0	0	3.4				
Merrimack	12/07/2022		18:20	6-6	1.000	0-0	.000	7-9	.778	3	4	7	2.3	0	2	0	19.5				
vs New Mexico	12/12/2022	*	24:27	5-9	.556	0-0	.000	2-2	1.000	4	4	8	2.8	3	0	1	12.5				
UT Arlington	12/19/2022		05:02	0-0	.000	0-0	.000	0-0	.000	0	0	0	2.6	1	0	0	5.2				
Arizona St.	12/21/2022		04:59	1-1	1.000	0-0	.000	2-2	1.000	1	0	1	2.5	1	1	0	4.5				
Hartford	12/22/2022		20:12	4-4	1.000	0-0	.000	3-4	.750	2	2	4	2.6	0	3	2	11.5				
at Santa Clara	12/29/2022		07:11	1-1	1.000	0-0	.000	0-1	.000	2	1	3	2.6	0	0	0	5.3				
San Diego	12/31/2022		04:39	0-1	.000	0-0	.000	0-0	.000	0	0	0	2.4	0	0	0	4.9				
Gonzaga	01/05/2023		17:23	3-4	.750	0-0	.000	0-0	.000	1	4	5	2.6	2	0	0	6.5				
at LIU (CA)	01/07/2023	*	16:17	0-1	.000	0-0	.000	0-2	.000	1	1	2	2.6	3	0	2	11.0				
at Portland	01/12/2023	*	02:48	0-0	.000	0-0	.000	0-0	.000	0	0	0	2.4	1	1	0	4.5				
Saint Mary's (CA)	01/14/2023		18:56	2-3	.667	0-0	.000	1-2	.500	2	0	2	2.4	1	0	1	5.4				
Pacific	01/19/2023		10:25	3-3	1.000	0-0	.000	0-0	.000	2	1	3	2.4	2	0	0	6.4				
BYU	01/21/2023		05:17	0-0	.000	0-0	.000	0-0	.000	0	0	0	2.3	0	0	0	4.4				
at Saint Mary's (CA)	02/02/2023		07:09	1-2	.500	0-0	.000	0-0	.000	0	1	1	2.3	0	0	0	2.4				
Santa Clara	02/04/2023		04:57	0-0	.000	0-0	.000	0-1	.000	0	0	0	2.2	3	0	0	4.1				
at Gonzaga	02/09/2023		03:56	0-0	.000	0-0	.000	0-0	.000	0	0	0	2.1	1	0	0	3.9				
at Pacific	02/16/2023		09:16	1-1	1.000	0-0	.000	1-3	.333	3	1	4	2.2	1	0	1	3.9				
Portland	02/23/2023		03:02	0-0	.000	0-0	.000	2-2	1.000	0	1	1	2.1	2	0	0	2.8				
Totals			3	244:36	38-48	.792	0-0	.000	27-38	.711	28	29	57	2.1	35	5	18	8	3	103	3.8

#### Player Averages

Games Played	Minutes/game	Points/game	FG Pct	3FG Pct	FT Pct	Rebounds/game	Assists/game	Turnovers/game	Assist/Turnover ratio	Steals/game	Blocks/game
27	9.1	3.8	79.2	0.0	71.1	2.1	0.2	0.7	0.3	0.1	0.3



### FAST FIVE...

### GERLUFSEN ON MARKOVETSKYY...

## CAREER YEAR-BY-YEAR STATISTICS

Year	GP	GS	Min	Avg	FG	FGA	Pct	FG	FGA	Pct	FT	FTA	Pct	Off	Def	Tot	Avg	PF	FO	Ast	TO	Blk	Stl	Pts	Avg
------	----	----	-----	-----	----	-----	-----	----	-----	-----	----	-----	-----	-----	-----	-----	-----	----	----	-----	----	-----	-----	-----	-----



## JAKE CIOE (Cee-Oh)

Sophomore • Guard • 6-0 • 175 • Tuscon, Ariz. • Salpointe Catholic High School

### SEASON STATS

PPG	RPG	APG	FG%	3FG%	FT%
0.4	0.2	0.0	1.000	0.0	0.0

### LAST GAME vs. Portland (2/23/23)

MIN	PTS	REBS	ASTS	BLKS	STLS
--	--	--	--	--	--

Walk-on, did not see any game action in 2021-22

### Career Honors:

#### Season Highs:

Points	2	vs. Hartford (12/22/22)
Minutes	3	vs. No. 25 Arizona State (12/21/22)
Field Goals Made	1	vs. Hartford (12/22/22)
Field Goal Attempts	1	vs. Hartford (12/22/22)
3-Point Field Goals Made	--	--
3-Point Field Goal Attempts	--	--
Free Throws Made	--	--
Free Throw Attempts	--	--
Rebounds	1	vs. UC Merced (11/13/22)
Assists	--	--
Blocks	--	--
Steals	--	--

#### Career Highs:

Points	2	vs. Hartford (12/22/22)
Minutes	3	vs. No. 25 Arizona State (12/21/22)
Field Goals Made	1	vs. Hartford (12/22/22)
Field Goal Attempts	1	vs. Hartford (12/22/22)
3-Point Field Goals Made	--	--
3-Point Field Goal Attempts	--	--
Free Throws Made	--	--
Free Throw Attempts	--	--
Rebounds	1	vs. UC Merced (11/13/22)
Assists	--	--
Blocks	--	--
Steals	--	--



2022-23 San Francisco Men's Basketball  
Individual Game-by-Game  
All games

Page 13/14  
as of Feb 25, 2023

#### #45 CIOE, Jake

Opponent	Date	GS	MIN	Total FG-FGA	PCT	3FG-3FGA	PCT	Free throws FT-FTA	PCT	Rebounds OFF DEF TOT AVG	PF	A TO	BLK	STL	PTS	AVG
UC Merced	11/13/2022		00:50	0-0	.000	0-0	.000	0-0	.000	0 1 1 1.0	0 0	0 0	0 0	0 0	0 0	0.0
Little Rock	11/30/2022		00:50	0-0	.000	0-0	.000	0-0	.000	0 0 0 0.5	0 0	0 0	0 0	0 0	0 0	0.0
Arizona St.	12/21/2022		02:39	0-0	.000	0-0	.000	0-0	.000	0 0 0 0.3	0 0	0 0	0 0	0 0	0 0	0.0
Hartford	12/22/2022		02:13	1-1	1.000	0-0	.000	0-0	.000	0 0 0 0.3	0 0	0 0	0 0	0 0	2 0.5	
Pacific	01/19/2023		02:13	0-0	.000	0-0	.000	0-0	.000	0 0 0 0.2	0 0	0 0	0 0	0 0	0 0	0.4
<b>Totals</b>			<b>0 08:45</b>	<b>1-1</b>	<b>1.000</b>	<b>0-0</b>	<b>.000</b>	<b>0-0</b>	<b>.000</b>	<b>0 1 1 0.2</b>	<b>0 0</b>	<b>0 0</b>	<b>0 0</b>	<b>0 0</b>	<b>2 0.4</b>	

#### Player Averages

Games Played	Minutes/game	Points/game	FG Pct	3FG Pct	FT Pct	Rebounds/game	Assists/game	Turnovers/game	Assist/Turnover ratio	Steals/game	Blocks/game
5	1.7	0.4	100.0	0.0	0.0	0.2	0.0	0.0	0.0	0.0	0.0



#### FAST FIVE...

#### GERLUFSEN ON CIOE...

## CAREER YEAR-BY-YEAR STATISTICS

Year	GP	GS	Min	Avg	FG	FGA	Pct	3FG	3FGA	Pct	FT	FTA	Pct	Off	Def	Tot	Avg	PF	FO	Ast	TO	Blk	Stl	Pts	Avg
------	----	----	-----	-----	----	-----	-----	-----	------	-----	----	-----	-----	-----	-----	-----	-----	----	----	-----	----	-----	-----	-----	-----



# MARCUS WILLIAMS

Sophomore • Guard • 6-2 • 197 • Dickinson, Texas • Wyoming/Texas A&M

## SEASON STATS

PPG	RPG	APG	FG%	3FG%	FT%
7.0	3.0	2.8	41.5	40.0	72.2

## LAST GAME vs. Portland (2/23/23)

MIN	PTS	REBS	ASTS	BLKS	STLS
26	17	2	1	0	1

Transferred from Texas A&M after the 2021-22 season...Was named the Mountain West Freshman of the Year in 2020-21 at Wyoming

### Career Honors:

- 2020-21 Mountain West Freshman of the Year (at Wyoming)
- Third Team All-Mountain West in 2020-21 (at Wyoming)
- Finalist for the Kyle Macy National Freshman of the Year award in 2020-21 (at Wyoming)

### Season Highs:

Points	15	vs. Portland (2/23/23)
Minutes	35	at Pacific (2/16/23)
Field Goals Made	6	2x last vs. Portland (2/23/23)
Field Goal Attempts	12	at Santa Clara (12/29/22)
3-Point Field Goals Made	5	vs. Portland (2/23/23)
3-Point Field Goal Attempts	8	vs. Portland (2/23/23)
Free Throws Made	3	at Fresno State (11/16/22)
Free Throw Attempts	4	vs. UC Merced (11/13/22)
Rebounds	8	at Portland (1/12/23)
Assists	7	vs. Merrimack (12/7/22)
Blocks	2	vs. Santa Clara (2/4/23)
Steals	3	at UNLV (12/17/22)

### Career Highs (at USF)

Points	15	vs. Portland (2/23/23)
Minutes	35	at Pacific (2/16/23)
Field Goals Made	6	2x last vs. Portland (2/23/23)
Field Goal Attempts	12	at Santa Clara (12/29/22)
3-Point Field Goals Made	5	vs. Portland (2/23/23)
3-Point Field Goal Attempts	8	vs. Portland (2/23/23)
Free Throws Made	3	at Fresno State (11/16/22)
Free Throw Attempts	4	vs. UC Merced (11/13/22)
Rebounds	8	at Portland (1/12/23)
Assists	7	vs. Merrimack (12/7/22)
Blocks	2	vs. Santa Clara (2/4/23)
Steals	3	at UNLV (12/17/22)



### 2022-23 San Francisco Men's Basketball Individual Game-by-Game All games

Page 14/14  
as of Feb 25, 2023

#### #55 WILLIAMS, Marcus

Opponent	Date	GS	MIN	Total		3-Pointers		Free throws		Rebounds				PF	A	TO	BLK	STL	PTS	AVG	
				FG-FGA	PCT	3FG-3FGA	PCT	FT-FTA	PCT	OFF	DEF	TOT	AVG								
Texas Southern	11/07/2022		17:45	5-6	.833	2-3	.667	2-2	1.000	0	0	0	0	4	2	1	0	0	14	14.0	
Cal Poly	11/10/2022		17:06	0-2	.000	0-2	.000	1-2	.500	0	5	5	2.5	4	2	2	0	1	1	7.5	
UC Merced	11/13/2022		22:52	3-8	.375	0-2	.000	3-4	.750	2	1	3	2.7	1	4	1	0	3	9	8.0	
at Fresno St.	11/16/2022		25:12	1-5	.200	1-3	.333	3-3	1.000	1	4	5	3.3	0	2	1	0	2	6	7.5	
vs UNI	11/21/2022		20:19	2-6	.333	1-2	.500	0-0	.000	0	1	1	2.8	2	2	1	0	1	5	7.0	
vs Wichita St.	11/22/2022		09:11	0-3	.000	0-1	.000	0-0	.000	0	1	1	2.5	0	0	2	0	0	0	5.8	
at Davidson	11/25/2022		22:41	3-4	.750	1-1	1.000	1-1	1.000	0	2	2	2.4	4	5	2	0	2	8	6.1	
Little Rock	11/30/2022		25:01	2-9	.222	1-5	.200	0-1	.000	1	3	4	2.6	2	2	1	0	0	5	6.0	
vs Utah St.	12/04/2022		26:07	6-8	.750	1-1	1.000	0-1	.000	0	2	2	2.6	2	3	2	0	0	13	6.8	
Merrimack	12/07/2022		29:19	2-6	.333	0-2	.000	0-0	.000	0	2	2	2.5	1	7	3	0	0	4	6.5	
vs New Mexico	12/12/2022		25:56	2-7	.286	1-3	.333	0-0	.000	0	4	4	2.6	2	3	0	0	0	5	6.4	
at UNLV	12/17/2022	*	28:23	1-8	.125	1-5	.200	0-0	.000	1	3	4	2.8	1	3	5	0	3	3	6.1	
UT Arlington	12/19/2022	*	27:33	0-4	.000	0-3	.000	2-2	1.000	1	2	3	2.8	2	3	1	0	0	2	5.8	
Arizona St.	12/21/2022		23:54	4-4	1.000	2-2	1.000	1-2	.500	0	1	1	2.6	3	6	1	0	0	11	6.1	
Hartford	12/22/2022		23:07	1-6	.167	1-4	.250	0-0	.000	0	1	1	2.5	0	3	0	0	2	3	5.9	
at Santa Clara	12/29/2022		31:19	4-12	.333	1-2	.500	0-0	.000	1	2	3	2.6	1	1	2	0	2	9	6.1	
San Diego	12/31/2022		26:13	3-7	.429	1-1	1.000	1-2	.500	1	6	7	2.8	5	3	4	0	0	8	6.2	
Gonzaga	01/05/2023		13:05	0-1	.000	0-0	.000	0-0	.000	0	1	1	2.7	0	1	4	0	0	0	5.9	
at LMU (CA)	01/07/2023		22:54	4-7	.571	2-3	.667	0-0	.000	0	3	3	2.7	2	2	0	0	0	10	6.1	
at Portland	01/12/2023		29:59	2-6	.333	1-4	.250	2-4	.500	2	6	8	3.0	4	4	4	0	1	7	6.2	
Saint Mary's (CA)	01/14/2023		15:40	3-4	.750	2-2	1.000	0-0	.000	0	0	0	2.9	5	0	1	1	0	8	6.2	
Pacific	01/19/2023		16:50	3-6	.500	2-2	1.000	0-0	.000	0	1	1	2.8	4	4	0	0	0	8	6.3	
BYU	01/21/2023		29:10	1-4	.250	1-2	.500	0-0	.000	0	2	2	2.7	1	1	3	0	0	3	6.2	
at San Diego	01/28/2023		26:32	5-7	.714	2-3	.667	1-1	1.000	1	4	5	2.8	5	2	2	0	0	13	6.5	
at Saint Mary's (CA)	02/02/2023		27:22	5-8	.625	4-5	.800	1-2	.500	0	3	3	2.8	3	0	1	0	1	15	6.8	
Santa Clara	02/04/2023		30:48	1-6	.167	0-4	.000	2-2	1.000	0	1	1	2.8	1	3	0	2	2	4	6.7	
at Gonzaga	02/09/2023		24:53	4-7	.571	1-3	.333	0-0	.000	0	3	3	2.8	1	5	1	0	1	9	6.8	
Pepperdine	02/11/2023		31:32	3-9	.333	0-3	.000	3-3	1.000	2	5	7	2.9	1	5	0	0	0	9	6.9	
at Pacific	02/16/2023		35:26	2-9	.222	0-4	.000	3-4	.750	1	4	5	3.0	2	4	4	0	3	7	6.9	
Portland	02/23/2023		26:23	6-9	.667	5-8	.625	0-0	.000	0	2	2	3.0	2	1	1	0	1	17	7.2	
Totals			2	732:33	78-188	.415	34-85	.400	26-36	.722	14	75	89	3.0	65	83	51	3	25	216	7.2

#### Player Averages

Games Played	Minutes/game	Points/game	FG Pct	3FG Pct	FT Pct	Rebounds/game	Assists/game	Turnovers/game	Assist/Turnover ratio	Steals/game	Blocks/game
30	24.4	7.2	41.5	40.0	72.2	3.0	2.8	1.7	1.6	0.8	0.1



### FAST FIVE...

### GERLUFSEN ON WILLIAMS...

## CAREER YEAR-BY-YEAR STATISTICS

Year	GP	GS	Min	Avg	FG	FGA	Pct	FG	FGA	Pct	FT	FTA	Pct	Off	Def	Tot	Avg	PF	FO	Ast	TO	Blk	Stl	Pts	Avg
------	----	----	-----	-----	----	-----	-----	----	-----	-----	----	-----	-----	-----	-----	-----	-----	----	----	-----	----	-----	-----	-----	-----



# 2022-23 USF MEN'S BASKETBALL GAME NOTES

## 2022-23 Overall Stats

### Game Records

Record	Overall	Home	Away	Neutral
ALL GAMES	18-12	11-5	5-5	2-2
CONFERENCE	7-8	4-4	3-4	0-0
NON-CONFERENCE	11-4	7-1	2-1	2-2

### Score by Periods

Team	1st	2nd	OT	TOT
San Francisco	1124	1160	0	2284
Opponents	1065	1110	0	2175

### Team Box Score

No.	Player				Total		3-Point		F-Throw		Rebounds													
		GP-GS	MIN	AVG	FG-FGA	FG%	3FG-3FGA	3FG%	FT-FTA	FT%	OFF	DEF	TOT	AVG	PF	DQ	A	TO	BLK	STL	PTS	AVG		
0	SHABAZZ, Khalil	30-30	1039:39	34.7	157-379	.414	77-224	.344	122-142	.859	34	134	168	5.6	74	0	89	73	4	65	513	17.1		
1	ROBERTS, Tyrell	30-30	1050:11	35.0	168-358	.469	79-194	.407	73-89	.820	12	85	97	3.2	58	1	68	41	2	38	488	16.3		
15	MEEKS, Zane	28-14	594:06	21.2	112-234	.479	35-106	.330	54-73	.740	56	91	147	5.3	58	0	22	45	9	3	313	11.2		
55	WILLIAMS, Marcus	30-2	732:33	24.4	78-188	.415	34-85	.400	26-36	.722	14	75	89	3.0	65	3	83	51	3	25	216	7.2		
3	HAWTHORNE, Isaiah	30-19	620:18	20.7	73-149	.490	26-69	.377	27-39	.692	29	68	97	3.2	82	4	29	38	17	19	199	6.6		
2	RISHWAIN, Julian	20-11	397:34	19.9	29-108	.269	18-74	.243	24-34	.706	8	39	47	2.4	21	0	18	18	1	14	100	5.0		
21	NEWBURY, Ndewedo	9-0	188:47	21.0	15-32	.469	4-11	.364	8-10	.800	11	26	37	4.1	25	1	9	18	4	5	42	4.7		
11	KUNEN, Josh	30-28	608:19	20.3	50-108	.463	23-55	.418	10-19	.526	25	83	108	3.6	62	2	35	39	8	9	133	4.4		
5	GIGIBERIA, Saba	27-12	264:34	9.8	46-87	.529	3-12	.250	23-37	.622	24	57	81	3.0	43	0	18	41	16	14	118	4.4		
33	MARKOVETSKYY, Volodymyr	27-3	244:36	9.1	38-48	.792	0-0	.000	27-38	.711	28	29	57	2.1	35	0	5	18	8	3	103	3.8		
10	ROCAK, Toni	16-1	138:27	8.7	13-33	.394	3-8	.375	10-22	.455	9	16	25	1.6	17	0	9	21	3	7	39	2.4		
12	BIEKER, Justin	18-0	103:26	5.7	4-10	.400	1-5	.200	9-14	.643	4	7	11	0.6	8	0	3	1	0	5	18	1.0		
45	CIOE, Jake	5-0	08:45	1.7	1-1	1.000	0-0	.000	0-0	.000	0	1	1	0.2	0	0	0	0	0	0	2	0.4		
30	WHITAKER, Bryce	5-0	08:45	1.7	0-1	.000	0-1	.000	0-0	.000	0	0	0	0.0	0	0	0	1	0	0	0	0.0		
Team											33	32	65					17						
Total		30	6000		784-1736	.452	303-844	.359	413-553	.747	287	743	1030	34.3	548	11	388	422	75	207	2284	76.1		
Opponents		30	6000		745-1704	.437	196-579	.339	489-635	.770	274	698	972	32.4	515	12	318	388	65	203	2175	72.5		

### Team Statistics

	USF	OPP
<b>Scoring</b>	<b>2284</b>	<b>2175</b>
Points per game	76.1	72.5
Scoring margin	+3.6	-
<b>Field goals-att</b>	<b>784-1736</b>	<b>745-1704</b>
Field goal pct	.452	.437
<b>3 point fg-att</b>	<b>303-844</b>	<b>196-579</b>
3-point FG pct	.359	.339
3-pt FG made per game	10.1	6.5
<b>Free throws-att</b>	<b>413-553</b>	<b>489-635</b>
Free throw pct	.747	.770
F-Throws made per game	13.8	16.3
<b>Rebounds</b>	<b>1030</b>	<b>972</b>
Rebounds per game	34.3	32.4
Rebounding margin	+1.9	-
<b>Assists</b>	<b>388</b>	<b>318</b>
Assists per game	12.9	10.6
<b>Turnovers</b>	<b>422</b>	<b>388</b>
Turnovers per game	14.1	12.9
Turnover margin	-1.1	-
Assist/turnover ratio	0.9	0.8
<b>Steals</b>	<b>207</b>	<b>203</b>
Steals per game	6.9	6.8
<b>Blocks</b>	<b>75</b>	<b>65</b>
Blocks per game	2.5	2.2
<b>Winning streak</b>	<b>3</b>	<b>-</b>
Home win streak	2	-
<b>Attendance</b>	<b>21805</b>	<b>30531</b>
Home games-Avg/Game	16-1363	10-3053
Neutral site-Avg/Game	-	4-825

### Team Results

Date	Opponent		Score	Att.
11/07/2022	Texas Southern	W	90-77	1730
11/10/2022	Cal Poly	W	60-48	847
11/13/2022	UC Merced	W	88-71	1138
11/16/2022	at Fresno St.	W	67-60	3123
11/21/2022	vs UNI	W	75-69	301
11/22/2022	vs Wichita St.	W	67-63	512
11/25/2022	at Davidson	L	80-89	3426
11/30/2022	Little Rock	W	90-68	0
12/04/2022	vs Utah St.	L	64-82	0
12/07/2022	Merrimack	W	69-51	1733
12/12/2022	vs New Mexico	L	64-67	2485
12/17/2022	at UNLV	W	75-73	6446
12/19/2022	UT Arlington	L	63-68	0
12/21/2022	Arizona St.	W	97-60	2756
12/22/2022	Hartford	W	85-53	1833
12/29/2022	at Santa Clara	L	67-79	1302
12/31/2022	San Diego	L	68-80	1872
01/05/2023	Gonzaga	L	75-77	3313
01/07/2023	at LMU (CA)	W	72-70	1491
01/12/2023	at Portland	L	87-92	1388
01/14/2023	Saint Mary's (CA)	L	61-78	0
01/19/2023	Pacific	W	78-57	0
01/21/2023	BYU	W	82-74	0
01/28/2023	at San Diego	W	94-81	1538
02/02/2023	at Saint Mary's (CA)	L	59-68	3500
02/04/2023	Santa Clara	L	70-84	3650
02/09/2023	at Gonzaga	L	81-99	6000
02/11/2023	Pepperdine	W	88-80	0
02/16/2023	at Pacific	W	76-68	2317
02/23/2023	Portland	W	92-89	2933

# 2022-23 USF MEN'S BASKETBALL GAME NOTES

## 2022-23 Team Overall vs. Conference Stats

### Summary

Player	Overall Statistics										Conference Statistics									
	GP-GS	MIN/G	FG%	3FG%	FT%	R/G	A/G	STL	BLK	PTS/G	GP-GS	MIN/G	FG%	3FG%	FT%	R/G	A/G	STL	BLK	PTS/G
SHABAZZ, Khalil	30-30	34.7	.414	.344	.859	5.6	3.0	65	4	17.1	15-15	34.8	.419	.360	.867	5.3	2.1	32	3	19.5
ROBERTS, Tyrell	30-30	35.0	.469	.407	.820	3.2	2.3	38	2	16.3	15-15	37.1	.495	.420	.863	2.9	2.1	18	1	18.0
MEEKS, Zane	28-14	21.2	.479	.330	.740	5.3	0.8	3	9	11.2	14-11	19.9	.487	.366	.722	4.1	0.6	1	1	10.8
WILLIAMS, Marcus	30-2	24.4	.415	.400	.722	3.0	2.8	25	3	7.2	15-0	25.9	.451	.478	.722	3.4	2.4	11	3	8.5
HAWTHORNE, Isaiah	30-19	20.7	.490	.377	.692	3.2	1.0	19	17	6.6	15-15	25.6	.481	.273	.696	3.6	1.5	10	12	6.7
RISHWAIN, Julian	20-11	19.9	.269	.243	.706	2.4	0.9	14	1	5.0	5-0	18.7	.321	.333	.500	2.2	0.6	4	0	5.2
NEWBURY, Ndewedo	9-0	21.0	.469	.364	.800	4.1	1.0	5	4	4.7	9-0	21.0	.469	.364	.800	4.1	1.0	5	4	4.7
KUNEN, Josh	30-28	20.3	.463	.418	.526	3.6	1.2	9	8	4.4	15-15	20.0	.440	.400	.500	3.3	1.5	4	5	3.9
GIGIBERIA, Saba	27-12	9.8	.529	.250	.622	3.0	0.7	14	16	4.4	12-1	7.1	.520	.000	.636	2.1	0.3	4	4	2.8
MARKOVETSKYY, Volodymyr	27-3	9.1	.792	.000	.711	2.1	0.2	3	8	3.8	13-2	8.6	.688	.000	.364	1.6	0.1	3	4	2.0
ROCAK, Toni	16-1	8.7	.394	.375	.455	1.6	0.6	7	3	2.4	4-1	8.4	.417	.667	.750	1.0	1.0	2	0	3.8
BIEKER, Justin	18-0	5.7	.400	.200	.643	0.6	0.2	5	0	1.0	10-0	5.5	.250	.000	.750	0.6	0.2	2	0	0.8
CIOE, Jake	5-0	1.7	1.000	.000	.000	0.2	0.0	0	0	0.4	1-0	2.2	.000	.000	.000	0.0	0.0	0	0	0.0
WHITAKER, Bryce	5-0	1.7	.000	.000	.000	0.0	0.0	0	0	0.0	1-0	2.2	.000	.000	.000	0.0	0.0	0	0	0.0
<b>Totals</b>	<b>30</b>		<b>.452</b>	<b>.359</b>	<b>.747</b>	<b>34.3</b>	<b>12.9</b>	<b>207</b>	<b>75</b>	<b>76.1</b>	<b>15</b>		<b>.460</b>	<b>.381</b>	<b>.764</b>	<b>31.3</b>	<b>11.7</b>	<b>96</b>	<b>37</b>	<b>76.7</b>
<b>Opponent</b>	<b>30</b>		<b>.437</b>	<b>.339</b>	<b>.770</b>	<b>32.4</b>	<b>10.6</b>	<b>203</b>	<b>65</b>	<b>72.5</b>	<b>15</b>		<b>.457</b>	<b>.382</b>	<b>.815</b>	<b>32.3</b>	<b>12.2</b>	<b>108</b>	<b>40</b>	<b>78.4</b>

### Scoring

Player	Overall Statistics										Conference Statistics									
	FG-FGA	FG%	3FG-3FGA	3FG%	FT-FTA	FT%	PTS	PTS/G			FG-FGA	FG%	3FG-3FGA	3FG%	FT-FTA	FT%	PTS	PTS/G		
SHABAZZ, Khalil	157-379	.414	77-224	.344	122-142	.859	513	17.1			88-210	.419	45-125	.360	72-83	.867	293	19.5		
ROBERTS, Tyrell	168-358	.469	79-194	.407	73-89	.820	488	16.3			92-186	.495	42-100	.420	44-51	.863	270	18.0		
MEEKS, Zane	112-234	.479	35-106	.330	54-73	.740	313	11.2			55-113	.487	15-41	.366	26-36	.722	151	10.8		
WILLIAMS, Marcus	78-188	.415	34-85	.400	26-36	.722	216	7.2			46-102	.451	22-46	.478	13-18	.722	127	8.5		
HAWTHORNE, Isaiah	73-149	.490	26-69	.377	27-39	.692	199	6.6			38-79	.481	9-33	.273	16-23	.696	101	6.7		
RISHWAIN, Julian	29-108	.269	18-74	.243	24-34	.706	100	5.0			9-28	.321	6-18	.333	2-4	.500	26	5.2		
NEWBURY, Ndewedo	15-32	.469	4-11	.364	8-10	.800	42	4.7			15-32	.469	4-11	.364	8-10	.800	42	4.7		
KUNEN, Josh	50-108	.463	23-55	.418	10-19	.526	133	4.4			22-50	.440	8-20	.400	6-12	.500	58	3.9		
GIGIBERIA, Saba	46-87	.529	3-12	.250	23-37	.622	118	4.4			13-25	.520	0-1	.000	7-11	.636	33	2.8		
MARKOVETSKYY, Volodymyr	38-48	.792	0-0	.000	27-38	.711	103	3.8			11-16	.688	0-0	.000	4-11	.364	26	2.0		
ROCAK, Toni	13-33	.394	3-8	.375	10-22	.455	39	2.4			5-12	.417	2-3	.667	3-4	.750	15	3.8		
BIEKER, Justin	4-10	.400	1-5	.200	9-14	.643	18	1.0			1-4	.250	0-3	.000	6-8	.750	8	0.8		
CIOE, Jake	1-1	1.000	0-0	.000	0-0	.000	2	0.4			0-0	.000	0-0	.000	0-0	.000	0	0.0		
WHITAKER, Bryce	0-1	.000	0-1	.000	0-0	.000	0	0.0			0-1	.000	0-1	.000	0-0	.000	0	0.0		
<b>Totals</b>	<b>784-1736</b>	<b>.452</b>	<b>303-844</b>	<b>.359</b>	<b>413-553</b>	<b>.747</b>	<b>2284</b>	<b>76.1</b>			<b>395-858</b>	<b>.460</b>	<b>153-402</b>	<b>.381</b>	<b>207-271</b>	<b>.764</b>	<b>1150</b>	<b>76.7</b>		
<b>Opponent</b>	<b>745-1704</b>	<b>.437</b>	<b>196-579</b>	<b>.339</b>	<b>489-635</b>	<b>.770</b>	<b>2175</b>	<b>72.5</b>			<b>384-841</b>	<b>.457</b>	<b>122-319</b>	<b>.382</b>	<b>286-351</b>	<b>.815</b>	<b>1176</b>	<b>78.4</b>		

### Totals

Player	Overall Statistics										Conference Statistics									
	O-REB	D-REB	TOTAL	PF	FO	A	TO	A/TO	HI	PTS	O-REB	D-REB	TOTAL	PF	FO	A	TO	A/TO	HI	PTS
SHABAZZ, Khalil	34	134	168	74	0	89	73	1.2	31		16	63	79	37	0	32	33	1.0	31	
ROBERTS, Tyrell	12	85	97	58	1	68	41	1.7	32		8	35	43	28	0	31	17	1.8	32	
MEEKS, Zane	56	91	147	58	0	22	45	0.5	20		25	32	57	26	0	9	26	0.3	18	
WILLIAMS, Marcus	14	75	89	65	3	83	51	1.6	17		8	43	51	37	3	36	28	1.3	17	
HAWTHORNE, Isaiah	29	68	97	82	4	29	38	0.8	20		14	40	54	48	3	22	23	1.0	13	
RISHWAIN, Julian	8	39	47	21	0	18	18	1.0	18		4	7	11	8	0	3	7	0.4	18	
NEWBURY, Ndewedo	11	26	37	25	1	9	18	0.5	13		11	26	37	25	1	9	18	0.5	13	
KUNEN, Josh	25	83	108	62	2	35	39	0.9	15		12	38	50	37	1	22	23	1.0	13	
GIGIBERIA, Saba	24	57	81	43	0	18	41	0.4	16		6	19	25	12	0	4	14	0.3	8	
MARKOVETSKYY, Volodymyr	28	29	57	35	0	5	18	0.3	20		11	10	21	16	0	1	7	0.1	6	
ROCAK, Toni	9	16	25	17	0	9	21	0.4	13		1	3	4	3	0	4	3	1.3	13	
BIEKER, Justin	4	7	11	8	0	3	1	3.0	5		2	4	6	6	0	2	0	2.0	5	
CIOE, Jake	0	1	1	0	0	0	0	0.0	2		0	0	0	0	0	0	0	0.0	0	
WHITAKER, Bryce	0	0	0	0	0	0	1	0.0	0		0	0	0	0	0	0	0	0.0	0	
<b>Totals</b>	<b>287</b>	<b>743</b>	<b>1030</b>	<b>548</b>	<b>11</b>	<b>388</b>	<b>422</b>	<b>0.9</b>	<b>97</b>		<b>135</b>	<b>334</b>	<b>469</b>	<b>283</b>	<b>8</b>	<b>175</b>	<b>207</b>	<b>0.8</b>	<b>94</b>	
<b>Opponent</b>	<b>274</b>	<b>698</b>	<b>972</b>	<b>515</b>	<b>12</b>	<b>318</b>	<b>388</b>	<b>0.8</b>	<b>99</b>		<b>146</b>	<b>339</b>	<b>485</b>	<b>258</b>	<b>5</b>	<b>183</b>	<b>188</b>	<b>1.0</b>	<b>99</b>	

## Team Statistics

	USF	OPP
<b>Scoring</b>	<b>2284</b>	<b>2175</b>
Points per game	76.1	72.5
Scoring margin	+3.6	-
<b>Field goals-att</b>	<b>784-1736</b>	<b>745-1704</b>
Field goal pct	.452	.437
<b>3 point fg-att</b>	<b>303-844</b>	<b>196-579</b>
3-point FG pct	.359	.339
3-pt FG made per game	10.1	6.5
<b>Free throws-att</b>	<b>413-553</b>	<b>489-635</b>
Free throw pct	.747	.770
F-Throws made per game	13.8	16.3
<b>Rebounds</b>	<b>1030</b>	<b>972</b>
Rebounds per game	34.3	32.4
Rebounding margin	+1.9	-
<b>Assists</b>	<b>388</b>	<b>318</b>
Assists per game	12.9	10.6
<b>Turnovers</b>	<b>422</b>	<b>388</b>
Turnovers per game	14.1	12.9
Turnover margin	-1.1	-
Assist/turnover ratio	0.9	0.8
<b>Steals</b>	<b>207</b>	<b>203</b>
Steals per game	6.9	6.8
<b>Blocks</b>	<b>75</b>	<b>65</b>
Blocks per game	2.5	2.2
<b>Winning streak</b>	<b>3</b>	<b>-</b>
Home win streak	2	-
<b>Attendance</b>	<b>21805</b>	<b>30531</b>
Home games-Avg/Game	16-1363	10-3053
Neutral site-Avg/Game	-	4-825

## Score by Periods

Team	1st	2nd	OT	TOT
San Francisco	1124	1160	0	2284
Opponents	1065	1110	0	2175



**2022-23 San Francisco Men's Basketball**  
**Category Leaders**  
**All games**

Page 1/3  
as of Feb 25, 2023

**Points**

##	Player	G	Pts	Pts/G
0	Shabazz, Khalil	30	513	17.1
1	Roberts, Tyrell	30	488	16.3
15	Meeks, Zane	28	313	11.2
55	Williams, Marcus	30	216	7.2
3	Hawthorne, Isaiah	30	199	6.6
11	Kunen, Josh	30	133	4.4
5	Gigiberia, Saba	27	118	4.4
33	Markovetsky, Volodymyr	27	103	3.8
2	Rishwain, Julian	20	100	5.0
21	Newbury, Ndewedo	9	42	4.7
10	Rocak, Toni	16	39	2.4
12	Bieker, Justin	18	18	1.0
45	Cioe, Jake	5	2	0.4

**Scoring Average**

##	Player	G	Pts	Pts/G
0	Shabazz, Khalil	30	513	17.1
1	Roberts, Tyrell	30	488	16.3
15	Meeks, Zane	28	313	11.2
55	Williams, Marcus	30	216	7.2
3	Hawthorne, Isaiah	30	199	6.6
2	Rishwain, Julian	20	100	5.0
21	Newbury, Ndewedo	9	42	4.7
11	Kunen, Josh	30	133	4.4
5	Gigiberia, Saba	27	118	4.4
33	Markovetsky, Volodymyr	27	103	3.8
10	Rocak, Toni	16	39	2.4
12	Bieker, Justin	18	18	1.0
45	Cioe, Jake	5	2	0.4

**Field Goal Percentage**

##	Player	FG	Att	Pct
45	Cioe, Jake	1	1	1.000
33	Markovetsky, Volodymyr	38	48	.792
5	Gigiberia, Saba	46	87	.529
3	Hawthorne, Isaiah	73	149	.490
15	Meeks, Zane	112	234	.479
1	Roberts, Tyrell	168	358	.469
21	Newbury, Ndewedo	15	32	.469
11	Kunen, Josh	50	108	.463
55	Williams, Marcus	78	188	.415
0	Shabazz, Khalil	157	379	.414
12	Bieker, Justin	4	10	.400
10	Rocak, Toni	13	33	.394
2	Rishwain, Julian	29	108	.269

**Field Goal Attempts**

##	Player	G	Att	Att/G
0	Shabazz, Khalil	30	379	12.6
1	Roberts, Tyrell	30	358	11.9
15	Meeks, Zane	28	234	8.4
55	Williams, Marcus	30	188	6.3
3	Hawthorne, Isaiah	30	149	5.0

**Field Goals Made**

##	Player	G	Made	Made/G
1	Roberts, Tyrell	30	168	5.6
0	Shabazz, Khalil	30	157	5.2
15	Meeks, Zane	28	112	4.0
55	Williams, Marcus	30	78	2.6
3	Hawthorne, Isaiah	30	73	2.4

**3-Point FG Percentage**

##	Player	3FG	Att	Pct
11	Kunen, Josh	23	55	.418
1	Roberts, Tyrell	79	194	.407
55	Williams, Marcus	34	85	.400
3	Hawthorne, Isaiah	26	69	.377
10	Rocak, Toni	3	8	.375
21	Newbury, Ndewedo	4	11	.364
0	Shabazz, Khalil	77	224	.344
15	Meeks, Zane	35	106	.330
5	Gigiberia, Saba	3	12	.250
2	Rishwain, Julian	18	74	.243
12	Bieker, Justin	1	5	.200

**3-Point FG Attempts**

##	Player	G	Att	Att/G
0	Shabazz, Khalil	30	224	7.5
1	Roberts, Tyrell	30	194	6.5
15	Meeks, Zane	28	106	3.8
55	Williams, Marcus	30	85	2.8
2	Rishwain, Julian	20	74	3.7

**3-Point FG Made**

##	Player	G	Made	Made/G
1	Roberts, Tyrell	30	79	2.6
0	Shabazz, Khalil	30	77	2.6
15	Meeks, Zane	28	35	1.3
55	Williams, Marcus	30	34	1.1
3	Hawthorne, Isaiah	30	26	0.9



**2022-23 San Francisco Men's Basketball**  
**Category Leaders**  
**All games**

Page 2/3  
as of Feb 25, 2023

**Free Throw Percentage**

##	Player	Made	Att	Pct
0	Shabazz, Khalil	122	142	.859
1	Roberts, Tyrell	73	89	.820
21	Newbury, Ndewedo	8	10	.800
15	Meeks, Zane	54	73	.740
55	Williams, Marcus	26	36	.722
33	Markovetsky, Volodymyr	27	38	.711
2	Rishwain, Julian	24	34	.706
3	Hawthorne, Isaiah	27	39	.692
12	Bieker, Justin	9	14	.643
5	Gigiberia, Saba	23	37	.622
11	Kunen, Josh	10	19	.526
10	Rocak, Toni	10	22	.455

**Free Throw Attempts**

##	Player	G	Att	Att/G
0	Shabazz, Khalil	30	142	4.7
1	Roberts, Tyrell	30	89	3.0
15	Meeks, Zane	28	73	2.6
3	Hawthorne, Isaiah	30	39	1.3
33	Markovetsky, Volodymyr	27	38	1.4

**Free Throws Made**

##	Player	G	Made	Made/G
0	Shabazz, Khalil	30	122	4.1
1	Roberts, Tyrell	30	73	2.4
15	Meeks, Zane	28	54	1.9
3	Hawthorne, Isaiah	30	27	0.9
33	Markovetsky, Volodymyr	27	27	1.0

**Rebounds**

##	Player	G	Reb	Reb/G
0	Shabazz, Khalil	30	168	5.6
15	Meeks, Zane	28	147	5.3
11	Kunen, Josh	30	108	3.6
1	Roberts, Tyrell	30	97	3.2
3	Hawthorne, Isaiah	30	97	3.2

**Assists**

##	Player	G	Ast	Ast/G
0	Shabazz, Khalil	30	89	3.0
55	Williams, Marcus	30	83	2.8
1	Roberts, Tyrell	30	68	2.3
11	Kunen, Josh	30	35	1.2
3	Hawthorne, Isaiah	30	29	1.0

**Rebounds Average**

##	Player	G	Reb	Reb/G
0	Shabazz, Khalil	30	168	5.6
15	Meeks, Zane	28	147	5.3
21	Newbury, Ndewedo	9	37	4.1
11	Kunen, Josh	30	108	3.6
1	Roberts, Tyrell	30	97	3.2

**Steals**

##	Player	G	Stl	Stl/G
0	Shabazz, Khalil	30	65	2.2
1	Roberts, Tyrell	30	38	1.3
55	Williams, Marcus	30	25	0.8
3	Hawthorne, Isaiah	30	19	0.6
2	Rishwain, Julian	20	14	0.7

**Offensive Rebounds**

##	Player	G	OReb	OReb/G
15	Meeks, Zane	28	56	2.0
0	Shabazz, Khalil	30	34	1.1
3	Hawthorne, Isaiah	30	29	1.0
33	Markovetsky, Volodymyr	27	28	1.0
11	Kunen, Josh	30	25	0.8

**Blocked Shots**

##	Player	G	Blk	Blk/G
3	Hawthorne, Isaiah	30	17	0.6
5	Gigiberia, Saba	27	16	0.6
15	Meeks, Zane	28	9	0.3
11	Kunen, Josh	30	8	0.3
33	Markovetsky, Volodymyr	27	8	0.3

**Defensive Rebounds**

##	Player	G	DReb	DReb/G
0	Shabazz, Khalil	30	134	4.5
15	Meeks, Zane	28	91	3.3
1	Roberts, Tyrell	30	85	2.8
11	Kunen, Josh	30	83	2.8
55	Williams, Marcus	30	75	2.5

**Minutes**

##	Player	G	Min	Min/G
1	Roberts, Tyrell	30	1050	35:00
0	Shabazz, Khalil	30	1040	34:39
55	Williams, Marcus	30	733	24:25
3	Hawthorne, Isaiah	30	620	20:41
11	Kunen, Josh	30	608	20:17





**2022-23 San Francisco Men's Basketball**  
**Category Leaders**  
**All games**

Page 3/3  
as of Feb 25, 2023

**Fouls**

##	Player	G	PF	PF/G
3	Hawthorne, Isaiah	30	82	2.7
0	Shabazz, Khalil	30	74	2.5
55	Williams, Marcus	30	65	2.2
11	Kunen, Josh	30	62	2.1
1	Roberts, Tyrell	30	58	1.9

**Turnovers**

##	Player	G	TO	TO/G
0	Shabazz, Khalil	30	73	2.4
55	Williams, Marcus	30	51	1.7
15	Meeks, Zane	28	45	1.6
1	Roberts, Tyrell	30	41	1.4
5	Gigiberia, Saba	27	41	1.5

**Foul Outs**

##	Player	G	FO
3	Hawthorne, Isaiah	30	4
55	Williams, Marcus	30	3
11	Kunen, Josh	30	2
1	Roberts, Tyrell	30	1
21	Newbury, Ndewedo	9	1

# 2022-23 USF MEN'S BASKETBALL GAME NOTES

## 2022-23 Game-by-Game



### 2022-23 San Francisco Men's Basketball Team Game-by-Game All games

Page 1/1  
as of Feb 25, 2023

Opponent	Date	Score	Total		3-Pointers		Free throws		Rebounds										
			FG-FGA	PCT	3FG-3FGA	PCT	FT-FTA	PCT	OFF	DEF	TOT	AVG	PF	A	TO	BLK	STL	PTS	AVG
Texas Southern	11/07/2022	90-77 W	31-51	.608	11-23	.478	17-26	.654	7	41	48	48.0	27	13	23	1	5	90	90.0
Cal Poly	11/10/2022	60-48 W	18-53	.340	4-26	.154	20-29	.690	8	30	38	43.0	21	6	19	5	11	60	75.0
UC Merced	11/13/2022	88-71 W	32-69	.464	7-28	.250	17-20	.850	15	24	39	41.7	13	20	10	4	13	88	79.3
at Fresno St.	11/16/2022	67-60 W	24-63	.381	10-37	.270	9-12	.750	13	28	41	41.5	20	13	14	6	6	67	76.3
vs UNI	11/21/2022	75-69 W	25-65	.385	14-36	.389	11-15	.733	7	30	37	40.6	16	14	8	1	8	75	76.0
vs Wichita St.	11/22/2022	67-63 W	22-56	.393	12-34	.353	11-14	.786	8	30	38	40.2	13	16	12	2	6	67	74.5
at Davidson	11/25/2022	80-89 L	28-60	.467	11-31	.355	13-18	.722	14	18	32	39.0	26	13	13	5	8	80	75.3
Little Rock	11/30/2022	90-68 W	30-64	.469	13-32	.406	17-22	.773	11	25	36	38.6	18	19	11	4	7	90	77.1
vs Utah St.	12/04/2022	64-82 L	24-55	.436	7-21	.333	9-15	.600	6	22	28	37.4	17	8	18	2	3	64	75.7
Merrimack	12/07/2022	69-51 W	23-49	.469	3-20	.150	20-25	.800	13	28	41	37.8	14	15	20	2	4	69	75.0
vs New Mexico	12/12/2022	64-67 L	23-60	.383	9-29	.310	9-13	.692	10	23	33	37.4	17	13	11	0	7	64	74.0
at UNLV	12/17/2022	75-73 W	28-65	.431	9-35	.257	10-15	.667	16	25	41	37.7	13	13	16	1	9	75	74.1
UT Arlington	12/19/2022	63-68 L	21-55	.382	13-31	.419	8-12	.667	7	21	28	36.9	18	13	16	0	8	63	73.2
Arizona St.	12/21/2022	97-60 W	32-56	.571	15-29	.517	18-27	.667	8	37	45	37.5	23	22	13	3	8	97	74.9
Hartford	12/22/2022	85-53 W	28-57	.491	12-30	.400	17-19	.895	9	27	36	37.4	9	15	11	2	8	85	75.6
at Santa Clara	12/29/2022	67-79 L	24-62	.387	7-26	.269	12-14	.857	13	17	30	36.9	18	9	16	0	11	67	75.1
San Diego	12/31/2022	68-80 L	24-60	.400	9-31	.290	11-17	.647	11	23	34	36.8	22	11	13	0	2	68	74.6
Gonzaga	01/05/2023	75-77 L	27-59	.458	10-23	.435	11-13	.846	13	32	45	37.2	14	7	17	5	3	75	74.7
at LMU (CA)	01/07/2023	72-70 W	28-55	.509	10-25	.400	6-8	.750	4	21	25	36.6	20	10	12	4	7	72	74.5
at Portland	01/12/2023	87-92 L	28-60	.467	14-36	.389	17-24	.708	11	21	32	36.4	23	13	14	1	9	87	75.2
Saint Mary's (CA)	01/14/2023	61-78 L	22-52	.423	8-21	.381	9-12	.750	5	21	26	35.9	13	8	12	5	4	61	74.5
Pacific	01/19/2023	78-57 W	30-56	.536	13-23	.565	5-6	.833	7	32	39	36.0	17	22	17	3	4	78	74.6
BYU	01/21/2023	82-74 W	23-50	.460	12-29	.414	24-27	.889	6	21	27	35.6	16	11	17	3	4	82	75.0
at San Diego	01/28/2023	94-81 W	34-55	.618	10-21	.476	16-21	.762	6	24	30	35.4	20	21	15	1	8	94	75.8
at Saint Mary's (CA)	02/02/2023	59-68 L	19-49	.388	5-19	.263	16-17	.941	6	17	23	34.9	25	3	13	2	8	59	75.1
Santa Clara	02/04/2023	70-84 L	22-64	.344	11-32	.344	15-24	.625	7	25	32	34.8	16	11	9	6	9	70	74.9
at Gonzaga	02/09/2023	81-99 L	29-62	.468	11-30	.367	12-16	.750	12	18	30	34.6	22	13	15	0	4	81	75.1
Pepperdine	02/11/2023	88-80 W	30-60	.500	10-29	.345	18-24	.750	13	21	34	34.6	16	12	12	3	6	88	75.6
at Pacific	02/16/2023	76-68 W	23-51	.451	7-23	.304	23-31	.742	16	23	39	34.7	19	11	18	1	8	76	75.6
Portland	02/23/2023	92-89 W	32-63	.508	16-34	.471	12-17	.706	5	18	23	34.3	22	13	7	3	9	92	76.1
<b>Total</b>		<b>2284</b>	<b>784-1736</b>	<b>.452</b>	<b>303-844</b>	<b>.359</b>	<b>413-553</b>	<b>.747</b>	<b>287</b>	<b>743</b>	<b>1030</b>	<b>34.3</b>	<b>548</b>	<b>388</b>	<b>422</b>	<b>75</b>	<b>207</b>	<b>2284</b>	<b>76.1</b>
Opponents		2175	745-1704	.437	196-579	.339	489-635	.770	274	698	972	32.4	515	318	388	65	203	2175	72.5

### San Francisco Averages

Games Played	Points/game	FG Pct	3FG Pct	FT Pct	Rebounds/game	Assists/game	Turnovers/game	Assist/Turnover ratio	Steals/game	Blocks/game
30	76.1	45.2	35.9	74.7	34.3	12.9	14.1	0.9	6.9	2.5

# 2022-23 USF MEN'S BASKETBALL GAME NOTES

## 2022-23 Points, Rebounds, Assists



### 2022-23 San Francisco Men's Basketball Points-rebounds-assists All games

Page 1/2  
as of Feb 25, 2023

Opponent	Date	Score	0	1	2	3	5	10	11	12	15	21	30
			SHABAZZ,KH	ROBERTS,TY	RISHWAIN,J	HAWTHORNE,	GIGIBERIA,	ROCAK,TONI	KUNEN,JOSH	BIKER,JUS	MEEKS,ZANE	NEWBURY,ND	WHITAKER,B
Texas Southern	11/07/2022	90-77	W	8-10-3	17-4-3	5-4-3	10-6-0	6-5-0	7-3-1	5-7-0	DNP	16-6-1	DNP
Cal Poly	11/10/2022	60-48	W	18-7-2	12-6-0	5-1-1	0-0-0	6-8-1	7-1-0	8-5-0	DNP	3-3-0	DNP
UC Merced	11/13/2022	88-71	W	21-3-4	10-4-3	0-2-3	0-1-1	6-3-1	3-2-0	10-5-4	0-0-0	9-9-0	DNP
at Fresno St.	11/16/2022	67-60	W	8-2-4	22-3-2	3-0-1	2-3-2	3-4-0	0-4-1	3-3-0	DNP	20-10-1	DNP
vs UNI	11/21/2022	75-69	W	24-5-7	11-2-1	11-4-0	7-4-0	2-1-1	0-2-1	2-4-2	DNP	12-11-0	DNP
vs Wichita St.	11/22/2022	67-63	W	7-3-5	13-6-7	13-5-0	8-1-0	3-5-1	DNP	15-7-0	DNP	8-6-3	DNP
at Davidson	11/25/2022	80-89	L	20-3-2	13-1-3	5-4-0	5-0-1	4-5-1	1-3-0	7-6-0	0-0-0	13-2-1	DNP
Little Rock	11/30/2022	90-68	W	16-7-7	12-2-1	10-2-2	12-5-1	8-5-2	6-1-1	3-3-2	0-1-0	14-4-1	DNP
vs Utah St.	12/04/2022	64-82	L	8-5-3	18-1-0	4-3-0	0-1-0	8-4-1	0-5-1	2-2-0	0-0-0	11-4-0	DNP
Merrimack	12/07/2022	69-51	W	9-10-2	12-7-1	5-4-1	2-1-0	4-2-0	0-0-0	2-2-0	DNP	12-6-4	DNP
vs New Mexico	12/12/2022	64-67	L	18-9-5	13-6-4	0-1-0	6-1-1	2-1-0	0-0-0	3-0-0	DNP	5-3-0	DNP
at UNLV	12/17/2022	75-73	W	17-7-2	17-1-4	0-0-1	7-2-1	11-3-0	DNP	3-1-0	0-2-0	17-17-2	DNP
UT Arlington	12/19/2022	63-68	L	11-7-3	24-2-3	3-1-0	0-6-0	3-3-1	0-0-0	2-2-3	5-0-0	13-3-0	DNP
Arizona St.	12/21/2022	97-60	W	26-7-6	14-6-2	5-4-1	19-4-0	3-3-3	DNP	3-6-2	3-1-1	9-6-0	DNP
Hartford	12/22/2022	85-53	W	9-4-2	10-3-3	5-1-2	20-8-0	16-7-2	0-0-0	7-5-0	2-1-0	DNP	DNP
at Santa Clara	12/29/2022	67-79	L	23-2-2	13-0-1	0-1-0	0-1-0	2-1-1	DNP	0-3-3	0-0-0	18-10-1	DNP
San Diego	12/31/2022	68-80	L	21-8-1	11-3-2	4-0-1	6-2-2	1-1-0	0-0-0	0-1-1	5-0-0	12-8-1	DNP
Gonzaga	01/05/2023	75-77	L	17-9-2	18-5-2	3-2-0	6-3-0	2-2-1	DNP	9-6-0	DNP	14-7-1	DNP
at LMU (CA)	01/07/2023	72-70	W	7-3-0	21-1-1	18-6-2	4-4-1	8-3-0	2-0-3	2-2-1	DNP	DNP	DNP
at Portland	01/12/2023	87-92	L	25-7-3	24-1-2	1-2-0	11-5-1	DNP	DNP	10-3-2	0-1-0	9-3-0	DNP
Saint Mary's (CA)	01/14/2023	61-78	L	6-3-3	10-6-1	DNP	13-5-1	DNP	0-0-0	2-2-3	0-0-0	17-8-0	DNP
Pacific	01/19/2023	78-57	W	2-2-4	13-2-4	DNP	6-5-3	4-5-1	DNP	13-6-3	0-3-1	17-0-0	9-11-2
BYU	01/21/2023	82-74	W	21-5-2	30-4-1	DNP	10-5-2	2-3-0	DNP	3-4-3	DNP	13-4-1	0-0-1
at San Diego	01/28/2023	94-81	W	26-5-3	15-4-4	DNP	6-6-5	2-1-0	DNP	2-1-1	2-0-0	15-2-4	13-5-2
at Saint Mary's (CA)	02/02/2023	59-68	L	16-5-1	6-3-0	DNP	10-2-1	0-0-0	DNP	2-4-1	0-0-0	6-2-0	2-1-0
Santa Clara	02/04/2023	70-84	L	31-8-1	17-6-1	DNP	10-4-2	0-0-1	DNP	0-3-1	1-1-0	7-6-0	0-3-2
at Gonzaga	02/09/2023	81-99	L	25-7-3	16-0-3	DNP	4-2-1	8-6-0	DNP	2-3-1	0-0-0	14-2-0	3-2-0
Pepperdine	02/11/2023	88-80	W	17-3-2	32-3-1	DNP	4-0-2	4-3-0	DNP	3-7-0	DNP	7-1-0	12-9-2
at Pacific	02/16/2023	76-68	W	26-5-3	25-5-2	DNP	4-7-1	0-0-0	DNP	6-3-0	DNP	2-3-1	3-4-0
Portland	02/23/2023	92-89	W	30-7-2	19-0-6	DNP	7-3-0	DNP	13-4-1	4-2-2	0-1-1	0-1-0	0-2-0



### 2022-23 San Francisco Men's Basketball Points-rebounds-assists All games

Page 2/2  
as of Feb 25, 2023

Opponent	Date	Score	33	45	55
			MARKOVETSK	CIOE,JAKE	WILLIAMS,M
Texas Southern	11/07/2022	90-77	W	2-1-0	DNP
Cal Poly	11/10/2022	60-48	W	0-0-0	DNP
UC Merced	11/13/2022	88-71	W	20-4-0	0-1-0
at Fresno St.	11/16/2022	67-60	W	0-3-0	DNP
vs UNI	11/21/2022	75-69	W	1-1-0	DNP
vs Wichita St.	11/22/2022	67-63	W	0-2-0	DNP
at Davidson	11/25/2022	80-89	L	4-3-0	DNP
Little Rock	11/30/2022	90-68	W	4-2-0	0-0-0
vs Utah St.	12/04/2022	64-82	L	0-0-0	DNP
Merrimack	12/07/2022	69-51	W	19-7-0	DNP
vs New Mexico	12/12/2022	64-67	L	12-8-0	DNP
at UNLV	12/17/2022	75-73	W	DNP	DNP
UT Arlington	12/19/2022	63-68	L	0-0-0	DNP
Arizona St.	12/21/2022	97-60	W	4-1-1	0-0-0
Hartford	12/22/2022	85-53	W	11-4-3	2-0-0
at Santa Clara	12/29/2022	67-79	L	2-3-0	DNP
San Diego	12/31/2022	68-80	L	0-0-0	DNP
Gonzaga	01/05/2023	75-77	L	6-5-0	DNP
at LMU (CA)	01/07/2023	72-70	W	0-2-0	DNP
at Portland	01/12/2023	87-92	L	0-0-1	DNP
Saint Mary's (CA)	01/14/2023	61-78	L	5-2-0	DNP
Pacific	01/19/2023	78-57	W	6-3-0	0-0-0
BYU	01/21/2023	82-74	W	0-0-0	DNP
at San Diego	01/28/2023	94-81	W	DNP	DNP
at Saint Mary's (CA)	02/02/2023	59-68	L	2-1-0	DNP
Santa Clara	02/04/2023	70-84	L	0-0-0	DNP
at Gonzaga	02/09/2023	81-99	L	0-0-0	DNP
Pepperdine	02/11/2023	88-80	W	DNP	DNP
at Pacific	02/16/2023	76-68	W	3-4-0	DNP
Portland	02/23/2023	92-89	W	2-1-0	DNP

