



2022-23 MEN'S BASKETBALL GAME NOTES

PEPPERDINE

WAVES INVITE BYU TO MALIBU THURSDAY, PLAY USF IN THE BAY SATURDAY

2022-23 SCHEDULE/RESULTS

| Date | Opponent (TV/Video) | Time/Score |
|-------|---------------------------------------|---------------|
| 11/7 | Rice (WCC Network) | W 106-67 |
| 11/11 | at Cal State Fullerton (ESPN+) | L 71-74 |
| 11/13 | Alabama State (WCC Network) | W 91-62 |
| 11/15 | Vanguard (WCC Network) | W 94-80 |
| 11/19 | UC Irvine (WCC Network) | W 64-55 |
| 11/23 | at #19 UCLA (Pac-12 Networks) | L 53-100 |
| 12/3 | Northern Arizona (WCC Network) | W 88-69 |
| 12/6 | Nevada (WCC Network) | L 77-85 |
| 12/10 | UCSB (WCC Network) | L 64-67 (OT) |
| 12/17 | at Grand Canyon (ESPN+) | L 73-83 (OT) |
| 12/19 | Cal State L.A. (WCC Network) | W 92-69 |
| 12/22 | % at Hawai'i (ESPN2) | L 70-76 |
| 12/23 | % vs. George Washington (ESPN2) | W 81-70 |
| 12/25 | % vs. Iona (ESPNU) | L 66-76 |
| 12/31 | * at #10 Gonzaga (Bally Sports SoCal) | L 88-111 |
| 1/5 | * Santa Clara (WCC Network) | L 79-89 |
| 1/7 | * Pacific (WCC Network) | L 75-80 |
| 1/12 | * at San Diego (Bally Sports SoCal) | L 89-92 |
| 1/14 | * at BYU (BYUtv) | L 81-91 |
| 1/19 | * #24 Saint Mary's (ESPNU) | L 44-73 |
| 1/21 | * at Portland (Bally Sports SoCal) | L 76-91 |
| 1/26 | * San Diego (WCC Network) | L 78-87 |
| 1/28 | * at LMU (Bally Sports SoCal) | L 70-84 |
| 2/2 | * at Pacific (WCC Network) | L 72-81 |
| 2/4 | * Portland (WCC Network) | W 94-93 (2OT) |
| 2/9 | * BYU (CBS Sports Network) | 7 p.m. |
| 2/11 | * at San Francisco (WCC Network) | 7 p.m. |
| 2/18 | * Gonzaga (Bally Sports SoCal) | 4 p.m. |
| 2/23 | * at Santa Clara (WCC Network) | 7 p.m. |
| 2/25 | * LMU (Bally Sports SoCal) | 7:30 p.m. |
| 3/2-7 | # at WCC Championships | |

* West Coast Conference game
% Diamond Head Classic (Honolulu, Hawai'i)
WCC Championships (Las Vegas, Nev.)
Home games in **bold**



BYU COUGARS

2022-23 Record.....16-10
WCC Record.....6-5
Away Record.....2-4
Head Coach.....Mark Pope
Website.....www.byucougars.com
Twitter.....@BYUMBB



SAN FRANCISCO DONS

2022-23 Record.....15-11
WCC Record.....4-7
Home Record.....9-5
Head Coach.....Chris Gerlufsen
Website.....www.usfdons.com
Twitter.....@USFDonsMBB



PEPPERDINE WAVES

2022-23 Record.....8-17
WCC Record.....1-10
Home Record.....7-6
Away Record.....0-10
Head Coach.....Lorenzo Romar
Website.....www.PepperdineWaves.com
Twitter.....@PeppBasketball



WATCH — Thursday's game will be broadcasted on CBS Sports Network with Rich Waltz and Mike O'Donnell commenting, and Saturday's will be shown on the WCC Network. Veteran play by play man Al Epstein will have the call on WaveCasts both nights as well. In his 38th season, these will be his 1,153rd and 1,154th consecutive men's basketball broadcasts for the Waves.

GAME #26 — Thursday (February 9) at Firestone Fieldhouse in Malibu, California: Pepperdine (8-17, 1-10 WCC) vs BYU (16-10, 6-5 WCC) at 7 p.m.

GAME #27 — Saturday (February 11) at War Memorial at The Sobrato Center in San Francisco, California: Pepperdine (8-17, 1-10 WCC) at San Francisco (15-11, 4-7 WCC) at 7 p.m.

TICKETS — Home game tickets are available via e-ticket ONLY and must be purchased online before arriving onto campus. To purchase e-tickets and/or read the spectator guidelines, visit: <https://gowav.es/WavesTix>. Due to campus construction, nearby parking may be limited and guests are advised to arrive early.

LAST GAME — Through 50 minutes of play, the Pepperdine men's basketball team earned its first conference win of the season on a **Jevon Porter** buzzer-beater, going 94-93 in double overtime over Portland on Saturday evening.

LAST GAME'S STARTING LINEUP

| # | Name | Pos. | Ht. | Wt. | Cl. | PPG | RPG | APG |
|----|-------------------|------|------|-----|-----|------|-----|-----|
| 0 | Houston Mallette | G | 6-5 | 185 | So. | 13.2 | 3.9 | 2.6 |
| 1 | Mike Mitchell Jr. | G | 6-2 | 185 | So. | 11.1 | 4.0 | 4.8 |
| 11 | Carson Basham | F | 6-10 | 240 | So. | 7.9 | 4.5 | 1.2 |
| 14 | Jevon Porter | F | 6-11 | 220 | Fr. | 11.0 | 7.2 | 0.8 |
| 24 | Maxwell Lewis | F | 6-7 | 195 | So. | 18.4 | 5.9 | 2.8 |

OFF THE BENCH

| | | | | | | | | |
|----|-------------|---|-----|-----|-----|-----|-----|-----|
| 2 | Jalen Pitre | F | 6-8 | 220 | Fr. | 4.4 | 3.3 | 0.3 |
| 3 | Malik Moore | G | 6-5 | 185 | Fr. | 4.7 | 2.0 | 1.8 |
| 31 | Jan Zidek | F | 6-9 | 240 | Sr. | 5.8 | 1.9 | 0.7 |

2022-23 WCC STANDINGS

| | WCC | Overall |
|------------------|------|---------|
| Saint Mary's | 10-0 | 21-4 |
| Gonzaga | 8-2 | 19-5 |
| Loyola Marymount | 6-5 | 16-9 |
| Brigham Young | 6-5 | 16-10 |
| Santa Clara | 5-5 | 17-8 |
| Pacific | 5-5 | 12-13 |
| San Francisco | 4-7 | 15-11 |
| Portland | 4-7 | 12-14 |
| San Diego | 4-7 | 11-14 |
| Pepperdine | 1-10 | 8-17 |

PEPPERDINE ATHLETIC COMMUNICATIONS

Morgan Davenport

E-Mailmorgan.davenport@pepperdine.edu

Office 310-506-6018

Cell 405-763-7694

MATCHUP

| Pepperdine | BYU |
|------------------------|------|
| 77.4 Points/Game | 75.3 |
| 80.2 Opp. Points/Game | 68.2 |
| -2.8 Scoring Margin | +7.1 |
| .458 FG% | .451 |
| .449 Opp. FG% | .421 |
| .357 3FG% | .339 |
| .357 Opp. 3FG% | .340 |
| .706 FT% | .704 |
| 36.6 Rebounds/Game | 38.5 |
| -1.2 Rebounding Margin | +6.4 |
| 15.0 Assists/Game | 15.2 |
| 14.2 Turnovers/Game | 15.0 |
| -1.6 Turnover Margin | -0.5 |

LAST 5 YEARS VS. BYU

| | | | |
|---------|---|------|--------|
| 2017-18 | A | L | 63-83 |
| | H | L-OT | 70-75 |
| 2018-19 | H | L | 76-87 |
| 2019-20 | A | L | 80-107 |
| | H | L | 64-81 |
| 2020-21 | A | L | 54-65 |
| | H | W | 76-73 |
| | N | L-OT | 77-82 |
| 2021-22 | H | L | 85-91 |
| | A | L | 59-75 |
| 2022-23 | A | L | 81-91 |

NOTABLE PERFORMANCES

| | |
|-------------------|----------------------------|
| Houston Mallette | 31 pts (2/12/22, H) |
| | 23 pts (2/26/22, A) |
| | 19 pts (1/14/23, A) |
| Mike Mitchell Jr. | 12 pts (1/14/23, A) |
| | 13 pts, 7 ast (2/12/22, H) |
| | 18 pts, 8 ast (2/26/22, A) |
| Jan Zidek | 13 pts (1/27/21, H) |
| | 14 pts (1/14/23, A) |
| | 20 pts (2/12/22, H) |
| Maxwell Lewis | 18 pts (1/14/23, A) |
| Jevon Porter | 11 pts (1/14/23, A) |

VS. BYU

SCOUTING THE COUGARS

In Provo on January 14, the Waves fought off a 13-point BYU lead to come back within two points of the Cougars but was ultimately defeated 91-81. Foussenyi Traore led BYU with 19 points, nine rebounds and three blocks. Pepperdine out-shot the Cougars from the field (51.7%-50.9%) but were defeated on the boards, as BYU brought down 41 rebounds compared to the Waves' 23. Traore also led the Cougs in their most recent 81-66 win over Pacific, accruing a 19-point and 12-rebound double-double, followed by a Gideon George double-double at 12 and 10.



Official Basketball Box Score - Final
Pepperdine at BYU
 01/14/23 Marriott Center, Provo
 2022-23 Men's Basketball

Game Time: 7:00 PM
 Game Duration: 1:56
 Attendance: 14,434

Officials: Marc Beasley, Kelly Self, Dennis Flannery

Pepperdine - 81

Record: 7-12 (0-5)

| NO. | Name | Min | FG | 3P | FT | Rebounds | Fouls | TP | AS | TO | ST | Blocks | +/- |
|---------------|-------------------|---------|-------|------|-------|-----------|-------|----|----|----|----|--------|-----|
| | | | M-A | M-A | M-A | OR DR TOT | PF FD | | | | | BS BA | |
| 14 | Jevon Porter | F 33:36 | 4-9 | 1-2 | 2-4 | 1 3 4 | 4 3 | 11 | 0 | 0 | 0 | 0 1 | -10 |
| 24 | Maxwell Lewis | F 30:05 | 7-9 | 0-0 | 4-6 | 0 1 1 | 3 6 | 18 | 2 | 4 | 1 | 0 1 | -5 |
| 11 | Carson Basham | C 12:29 | 0-2 | 0-0 | 0-0 | 0 5 5 | 3 0 | 0 | 2 | 1 | 0 | 0 0 | -4 |
| 0 | Houston Mallette | G 33:22 | 6-13 | 3-7 | 4-5 | 1 1 2 | 3 3 | 19 | 1 | 0 | 4 | 0 1 | -8 |
| 1 | Mike Mitchell Jr. | G 32:28 | 6-11 | 0-4 | 0-0 | 0 2 2 | 3 0 | 12 | 4 | 3 | 2 | 0 0 | -13 |
| 3 | Malik Moore | 20:37 | 1-2 | 1-1 | 0-0 | 0 2 2 | 0 1 | 3 | 2 | 1 | 0 | 0 0 | 0 |
| 2 | Jalen Pitre | 11:14 | 2-4 | 0-0 | 0-0 | 1 0 1 | 2 0 | 4 | 0 | 1 | 0 | 0 2 | -3 |
| 31 | Jan Zidek | 22:41 | 5-10 | 1-4 | 3-3 | 0 3 3 | 2 4 | 14 | 3 | 0 | 0 | 0 1 | -3 |
| 22 | Majok Deng | 03:28 | 0-0 | 0-0 | 0-0 | 0 0 0 | 0 0 | 0 | 1 | 0 | 0 | 0 0 | -4 |
| Team | | | | | | 2 1 3 | | 0 | | 0 | | | |
| Totals | | | 31-60 | 6-18 | 13-18 | 5 18 23 | 20 17 | 81 | 15 | 11 | 8 | 0 6 | -10 |

| Shooting By Period | | |
|---------------------|-------|-------|
| 1 st FG% | 12-30 | 40.0% |
| 3PT% | 2-11 | 18.2% |
| FT% | 2-3 | 66.7% |
| 2 nd FG% | 19-30 | 63.3% |
| 3PT% | 4-7 | 57.1% |
| FT% | 11-15 | 73.3% |
| GM FG% | 31-60 | 51.7% |
| 3PT% | 6-18 | 33.3% |
| FT% | 13-18 | 72.2% |

Dead Ball Rebounds: 1, 0

Technical Fouls: NONE

BYU - 91

Record: 14-7 (4-2)

| NO. | Name | Min | FG | 3P | FT | Rebounds | Fouls | TP | AS | TO | ST | Blocks | +/- |
|---------------|------------------|---------|-------|------|-------|-----------|-------|----|----|----|----|--------|-----|
| | | | M-A | M-A | M-A | OR DR TOT | PF FD | | | | | BS BA | |
| 5 | Gideon George | F 29:37 | 0-7 | 0-4 | 6-6 | 4 4 8 | 3 4 | 6 | 4 | 0 | 0 | 0 0 | 19 |
| 45 | Foussenyi Traore | F 26:58 | 8-12 | 0-0 | 3-4 | 3 6 9 | 2 3 | 19 | 1 | 3 | 1 | 3 0 | 10 |
| 2 | Jaxson Robinson | G 32:20 | 4-10 | 1-7 | 3-5 | 0 4 4 | 2 3 | 12 | 4 | 0 | 0 | 0 0 | 1 |
| 20 | Spencer Johnson | G 28:25 | 4-8 | 3-5 | 2-2 | 0 3 3 | 3 1 | 13 | 0 | 0 | 4 | 1 0 | 8 |
| 30 | Dallin Hall | G 25:21 | 3-4 | 2-2 | 5-7 | 0 3 3 | 2 3 | 13 | 7 | 4 | 1 | 0 0 | 11 |
| 3 | Rudi Williams | 15:16 | 1-2 | 0-0 | 0-0 | 1 3 4 | 1 1 | 2 | 1 | 4 | 0 | 0 0 | -3 |
| 0 | Noah Waterman | 10:45 | 1-3 | 0-2 | 0-0 | 0 1 1 | 2 1 | 2 | 0 | 1 | 0 | 0 0 | 3 |
| 4 | Atiki Ally Atiki | 13:02 | 3-5 | 0-0 | 5-6 | 3 2 5 | 0 3 | 11 | 1 | 2 | 0 | 2 0 | 0 |
| 15 | Richie Saunders | 18:16 | 5-6 | 2-2 | 1-2 | 1 1 2 | 2 1 | 13 | 0 | 0 | 0 | 0 0 | 1 |
| Team | | | | | | 1 1 2 | | 0 | | 0 | | | |
| Totals | | | 29-57 | 8-22 | 25-32 | 13 28 41 | 17 20 | 91 | 18 | 14 | 6 | 6 0 | 10 |

| Shooting By Period | | |
|---------------------|-------|-------|
| 1 st FG% | 14-31 | 45.2% |
| 3PT% | 3-12 | 25.0% |
| FT% | 10-11 | 90.9% |
| 2 nd FG% | 15-26 | 57.7% |
| 3PT% | 5-10 | 50.0% |
| FT% | 15-21 | 71.4% |
| GM FG% | 29-57 | 50.9% |
| 3PT% | 8-22 | 36.4% |
| FT% | 25-32 | 78.1% |

Dead Ball Rebounds: 4, 0

Technical Fouls: NONE

| | PEP | BYU |
|------------------|---------------------------|---------------------------|
| Biggest lead | 2 (1 st 19:47) | 13 (1 st 1:58) |
| Best Scoring Run | 8 (2 nd 18:02) | 9 (1 st 16:23) |
| Lead Changes | 1 | |
| Times Tied | 1 | |
| Time with Lead | 01:02 | 38:20 |

| Points from | PEP | BYU |
|---------------|-----|-----|
| Turnovers | 14 | 10 |
| Paint | 38 | 40 |
| Second Chance | 4 | 17 |
| Fast Breaks | 10 | 14 |
| Bench | 21 | 28 |

| Period by Period Scoring | | | |
|--------------------------|-----|-----|-----|
| | 1st | 2nd | TOT |
| PEP | 28 | 53 | 81 |
| BYU | 41 | 50 | 91 |

MATCHUP

| Pepperdine | San Francisco |
|------------|------------------------|
| 77.4 | Points/Game 74.9 |
| 80.2 | Opp. Points/Game 70.7 |
| -2.8 | Scoring Margin +4.2 |
| .458 | FG% .447 |
| .449 | Opp. FG% .430 |
| .357 | 3FG% .356 |
| .357 | Opp. 3FG% .323 |
| .706 | FT% .748 |
| 36.6 | Rebounds/Game 34.8 |
| -1.2 | Rebounding Margin +2.2 |
| 15.0 | Assists/Game 13.0 |
| 14.2 | Turnovers/Game 14.2 |
| -1.6 | Turnover Margin -1.4 |

LAST 5 YEARS VS. USF

| | | | |
|---------|---|------|--------|
| 2017-18 | H | L | 67-80 |
| | A | L | 73-80 |
| 2018-19 | H | L | 69-72 |
| | A | L | 77-89 |
| | N | W | 89-72 |
| 2019-20 | A | L-OT | 61-63 |
| 2020-21 | A | W | 76-68 |
| 2021-22 | H | L | 45-71 |
| | A | L | 61-105 |

NOTABLE PERFORMANCES

| | |
|-------------------|----------------------------|
| Carson Basham | 11 pts, 8 rbs (1/22/22, H) |
| Houston Mallette | 23 pts (2/10/22, A) |
| Mike Mitchell Jr. | 11 pts (1/22/22, H) |
| Jan Zidek | 14 pts (2/10/21, A) |

VS. SAN FRANCISCO

SCOUTING THE DONS

Saturday's contest will be Pepperdine and USF's first meeting this season as the conference scheduled the Waves/Dons matchup for an away-only game (the January 19th Saint Mary's game was the Waves' home-only contest). USF will come off of a two-game slide, falling to #15 Saint Mary's 68-59 and Santa Clara 84-70 before taking on #16 Gonzaga in Spokane this Thursday. Last season, the Waves fell both times against USF, going 71-45 at home and 105-61 in The Bay. Khalil Shabazz leads the way for the Dons scoring 16 points per game and averaging 5.6 rebounds, followed by three-point threat Tyrell Roberts at 15.2 points per game as well as averaging 39.6% beyond the arc. Zane Meeks is the team's boardman, pulling down 5.8 rebounds per game and contributing 12.1 points.



Official Basketball Box Score - Final
Pepperdine at San Francisco
 02/10/22 War Memorial at the Sobrato Center, San Francisco
 2021-22 Men's Basketball

Game Time: 8:00 PM
 Game Duration: 1:51
 Attendance: 2,321

Officials: Eric Curry, Tommy Nunez, Horace Shields

Pepperdine - 61

Record: 7-19 (1-10)

| NO. | Name | Min | FG | 3P | FT | Rebounds | Fouls | TP | AS | TO | ST | Blocks | +/- |
|---------------|--------------------|---------|-------|------|-------|-----------|-------|----|----|----|----|--------|-----|
| | | | M-A | M-A | M-A | OR DR TOT | PF FD | | | | | BS BA | |
| 24 | Maxwell Lewis | F 28:41 | 0-9 | 0-5 | 2-2 | 1 0 1 | 3 2 | 2 | 0 | 3 | 1 | 0 1 | -31 |
| 31 | Jan Zidek | F 11:36 | 1-3 | 0-1 | 2-2 | 1 1 2 | 0 2 | 4 | 0 | 1 | 0 | 0 0 | -25 |
| 11 | Carson Basham | C 28:04 | 2-4 | 0-0 | 2-8 | 1 4 5 | 3 5 | 6 | 3 | 1 | 1 | 1 0 | -33 |
| 0 | Houston Mallette | G 32:21 | 8-12 | 2-5 | 5-6 | 0 2 2 | 2 5 | 23 | 1 | 3 | 0 | 0 0 | -31 |
| 1 | Mike Mitchell Jr. | G 30:48 | 3-9 | 3-5 | 0-0 | 1 1 2 | 2 0 | 9 | 3 | 4 | 1 | 0 0 | -29 |
| 2 | Darryl Polk Jr. | 21:42 | 3-5 | 0-2 | 0-0 | 1 3 4 | 3 1 | 6 | 3 | 2 | 2 | 0 0 | -35 |
| 34 | Victor Ohia Obioha | 11:56 | 1-2 | 0-0 | 3-4 | 0 3 3 | 5 3 | 5 | 1 | 4 | 1 | 0 0 | -11 |
| 12 | Kendall Munson | 24:59 | 2-3 | 0-0 | 2-6 | 0 6 6 | 2 3 | 6 | 1 | 2 | 0 | 0 1 | -19 |
| 22 | Majok Deng | 08:07 | 0-3 | 0-2 | 0-0 | 0 1 1 | 0 0 | 0 | 0 | 0 | 0 | 0 1 | -4 |
| 14 | Jay Yoon | 01:46 | 0-0 | 0-0 | 0-0 | 0 0 0 | 0 0 | 0 | 0 | 0 | 0 | 0 0 | -2 |
| Team | | | | | | 1 2 3 | | 0 | | 0 | | | |
| Totals | | | 20-50 | 5-20 | 16-28 | 6 23 29 | 20 21 | 61 | 12 | 20 | 6 | 1 3 | -44 |

Technical Fouls: Ohia Obioha 2nd 10:56

San Francisco - 105

Record: 20-6 (7-4)

| NO. | Name | Min | FG | 3P | FT | Rebounds | Fouls | TP | AS | TO | ST | Blocks | +/- |
|---------------|-----------------------|---------|-------|-------|-------|-----------|-------|-----|----|----|----|--------|-----|
| | | | M-A | M-A | M-A | OR DR TOT | PF FD | | | | | BS BA | |
| 11 | Patrick Tape | F 20:13 | 1-2 | 0-0 | 2-2 | 2 2 4 | 2 1 | 4 | 0 | 0 | 1 | 0 0 | 26 |
| 25 | Yauhen Massalski | F 23:48 | 5-9 | 0-0 | 0-0 | 4 6 10 | 2 0 | 10 | 4 | 2 | 0 | 0 0 | 24 |
| 0 | Khalil Shabazz | G 27:12 | 9-18 | 5-9 | 1-1 | 1 3 4 | 2 2 | 24 | 1 | 1 | 4 | 0 0 | 26 |
| 1 | Jamaree Bouyea | G 26:56 | 6-9 | 1-3 | 5-5 | 1 5 6 | 1 3 | 18 | 5 | 3 | 4 | 0 1 | 39 |
| 15 | Gabe Stefanini | G 27:05 | 7-15 | 6-13 | 1-1 | 2 3 5 | 2 2 | 21 | 6 | 1 | 1 | 0 0 | 30 |
| 2 | Julian Rishwain | 23:42 | 1-9 | 1-8 | 2-2 | 2 1 3 | 4 3 | 5 | 5 | 1 | 4 | 0 0 | 22 |
| 5 | Zane Meeks | 15:25 | 3-6 | 1-4 | 2-4 | 1 4 5 | 3 2 | 9 | 1 | 0 | 0 | 1 0 | 29 |
| 33 | Volodymyr Markovetsky | 07:40 | 1-1 | 0-0 | 2-2 | 1 1 2 | 1 1 | 4 | 0 | 0 | 0 | 0 0 | 5 |
| 10 | Josh Kunen | 09:18 | 2-2 | 0-0 | 0-0 | 1 0 1 | 2 1 | 4 | 0 | 0 | 1 | 0 0 | 1 |
| 3 | Isaiah Hawthorne | 05:36 | 1-2 | 0-1 | 1-3 | 1 0 1 | 0 2 | 3 | 2 | 0 | 0 | 0 0 | 2 |
| 12 | Justin Bleker | 04:05 | 0-1 | 0-1 | 1-2 | 0 2 2 | 1 2 | 1 | 0 | 0 | 0 | 0 0 | 6 |
| 21 | Ndewedo Newbury | 03:37 | 0-0 | 0-0 | 0-1 | 0 0 0 | 0 1 | 0 | 0 | 1 | 0 | 2 0 | 4 |
| 22 | Dzmitry Ryuny | 03:37 | 1-1 | 0-0 | 0-0 | 1 0 1 | 0 0 | 2 | 0 | 0 | 0 | 0 0 | 4 |
| 31 | Jonas Visser | 01:46 | 0-0 | 0-0 | 0-0 | 0 1 1 | 1 0 | 0 | 0 | 1 | 0 | 0 0 | 2 |
| Team | | | | | | 0 3 3 | | 0 | | 0 | | | |
| Totals | | | 37-75 | 14-39 | 17-23 | 17 31 48 | 21 20 | 105 | 24 | 10 | 15 | 3 1 | 44 |

Technical Fouls: NONE

| | PEP | USF |
|------------------|---------------------------|----------------------------|
| Biggest lead | 0 (1 st 20:00) | 44 (2 nd 0:16) |
| Best Scoring Run | 6 (2 nd 16:18) | 12 (1 st 15:52) |
| Lead Changes | 0 | |
| Times Tied | 1 | |
| Time with Lead | 00:00 | 39:02 |

| | PEP | USF |
|-----------------------|-----|-----|
| Points from Turnovers | 12 | 27 |
| Paint | 16 | 42 |
| Second Chance | 4 | 21 |
| Fast Breaks | 7 | 18 |
| Bench | 17 | 28 |

| | 1st | 2nd | TOT |
|-----|-----|-----|-----|
| PEP | 27 | 34 | 61 |
| USF | 60 | 45 | 105 |

| Shooting By Period | | |
|---------------------|-------|-------|
| 1 st FG% | 10-25 | 40.0% |
| 3PT% | 1-8 | 12.5% |
| FT% | 6-15 | 40% |
| 2 nd FG% | 10-25 | 40.0% |
| 3PT% | 4-12 | 33.3% |
| FT% | 10-13 | 76.9% |
| GM FG% | 20-50 | 40.0% |
| 3PT% | 5-20 | 25.0% |
| FT% | 16-28 | 57.1% |

Dead Ball Rebounds: 5, 1

| Shooting By Period | | |
|---------------------|-------|-------|
| 1 st FG% | 22-45 | 48.9% |
| 3PT% | 9-25 | 36.0% |
| FT% | 7-8 | 87.5% |
| 2 nd FG% | 15-30 | 50.0% |
| 3PT% | 5-14 | 35.7% |
| FT% | 10-15 | 66.7% |
| GM FG% | 37-75 | 49.3% |
| 3PT% | 14-39 | 35.9% |
| FT% | 17-23 | 73.9% |

Dead Ball Rebounds: 3, 0

QUICK FACTS

Location Malibu, Calif. 90263
 Founded 1937 (Malibu Campus 1972)
 Enrollment 8,000 (3,000 undergraduate)
 Nickname Waves
 Colors Blue and Orange
 Conference West Coast
 Home Court Firestone Fieldhouse
 capacity 3,104
 opened 1973
 President James A. Gash
 Athletic Director Dr. Steve Potts
 Athletic Department phone (310) 506-4150
 Ticket Office phone (866) WAVE-TIX

MEN'S BASKETBALL STAFF

Head Coach Lorenzo Romar (5th/8th season)
 alma mater Cincinnati '92
 Pepperdine record (entering 2022-23) 96-115 (7)
 career record (entering 2022-23) 445-355 (25)
 Assoc. Head Coach Ken Bone (5th season)
 alma mater Seattle Pacific '83
 Assistant Coach Curtis Allen (5th season)
 alma mater Washington '05
 Assistant Coach Gerald Brown (4th season)
 alma mater Pepperdine '98
 Director of Basketball Operations John Impelman
 Office Phone (310) 506-4161

MEN'S BASKETBALL HISTORY

2021-22 Overall Record 7-25
 2021-22 Conference Record 1-15 (10th)
 2020-21 Postseason WCC first round
 Starters Returning/Lost 3/2
 Letterwinners Returning/Lost 7/6
 Redshirts/Others Returning 2
 Newcomers 6 (5 freshmen/1 transfer)

All-Time Record (entering 2022-23) 1,272-1,155
 seasons 84
 first season 1938-39
 All-Time WCC Record (entering 2022-23) 454-493
 seasons 67
 first season 1955-56
 NCAA Tournament Appearances 13
 last 2002
 WCC Regular-Season Championships 12
 last 2002
 WCC Tournament Championships 3
 last 1994

ATHLETIC COMMUNICATIONS

MBKB Contact Morgan Davenport
 office phone (310) 506-6018
 cell phone (405) 763-7694
 e-mail morgan.davenport@pepperdine.edu

MBKB Game Notes, Stats Brock Reisler
 office phone (310) 506-4333
 cell phone (715) 851-7337
 e-mail brock.reisler@pepperdine.edu

Address 24255 Pacific Coast Highway
 Malibu, Calif. 90263

Website www.PepperdineWaves.com
 Twitter @PeppBasketball
 @PepperdineWaves
 Facebook /PeppBasketball
 /PepperdineWaves
 Instagram pepperdinehoops
 pepperdinewaves

SURF REPORT

- Pepperdine men's basketball splits the week once again, hosting BYU on Thursday night before making the quick turnaround and heading to The Bay to take on San Francisco on Saturday.
- Sophomores **Houston Mallette**, **Maxwell Lewis**, and **Mike Mitchell Jr.** make up over half (52.9%) of the Waves' scoring output.
- Lewis leads the Waves, contributing 18.4 points per contest as well as shooting 48.8% from field goal range. The forward is also Pepperdine's second-leading rebounder, pulling down 5.9 boards per contest.
- Freshman **Jevon Porter** has accrued six double-doubles in his debut season, averaging 11 points and 7.2 boards as the team's leading rebounder.
- Mitchell Jr. leads the Waves in three-point percentage, shooting 43% from beyond the arc while also averaging 11.1 points per game. The sophomore has totaled 119 assists on the season, good for 4.8 per game.
- Among fellow WCC schools, **Carson Basham** leads the league in blocked shots per game with 1.3 rejections and is **fourth** in field goal percentage at 57.8%. Lewis is **fourth** on the scoring-average list and Mitchell sits **second** on the assists leaderboard just behind Tyler Robertson of Portland. As a team, the Waves are **first** in blocks per game (4.2), **fourth** in field goal percentage (45.8) and **third** in defensive rebounds per contest (27.2).
- **Lorenzo Romar** is in his 26th season as a college head coach. It's his fifth season this time around at Pepperdine, and his eighth overall with the Waves. Romar will be inducted into the SoCal Basketball Hall of Fame as part of the Class of 2022.

DOUBLE-DOUBLE, NO ONIONS, EXTRA SPREAD — Jevon Porter is the only freshman in the conference to have recorded a double-double, and his six total are good for fifth on the most games with a double-double list after Eric Williams Jr. of USD (10), Brandin Podziemski of SCU (8), Mitchell Saxen of Saint Mary's (7) and Gonzaga's Drew Timme (7).

2022-23 HONORS — Houston Mallette was named to the league's 10-man preseason All-WCC team. He was one of just two sophomores on the squad. On December 27, **Maxwell Lewis** was named the WCC Player of the Week, while **Jevon Porter** was honored as the league's freshman of the week -- the first weekly sweep of awards in program history.

ROSTER NOTES — Pepperdine's roster includes nine returners and six newcomers. The breakdown is one graduate student, one senior, one junior, five sophomores, two redshirt freshmen and five true freshmen. Returning players account for 69.7% of last year's points, 89.2% of the made three-pointers, 51.1% of the rebounds, 64.5% of the assists and 61.7% of the minutes. The top four scorers from last year's team are back.

FAMILY MATTERS — **Majok Deng's** cousin is Luol Deng, who played at Duke and in the NBA ... **David Mager's** father, Scott, played basketball at Fairleigh Dickinson and attended Pepperdine's School of Law ... **Houston Mallette's** father, Wesley, was a two-sport athlete at James Madison and is now the athletic director at UC Riverside ... **Mike Mitchell Jr.'s** father was a standout running back for Stanford football ... **Jevon Porter** has two older brothers (Michael Jr. and Jontay) who have played at Missouri and in the NBA, while both parents and three other siblings have played college basketball ... **Cord Stansberry's** grandfather is Chet Kammerer, a long-time member of the Miami Heat front office and the former head coach at Westmont College (where the court is named after him) ... **Jan Zidek's** father, George, won a national championship at UCLA in 1995 (with **Lorenzo Romar** as an assistant coach) and played in the NBA.

WAVES AROUND THE WORLD — A third of the Waves' roster was born outside of the U.S., with three players from Africa (**Boubacar Coulibaly**, **Majok Deng**, **Aladji Gassama**), one from Asia (**Jay Yoon**) and one from Europe (**Jan Zidek**) ... The Waves took a foreign trip in August to Costa Rica for a series of exhibitions.

NON-CONFERENCE NOTES — The Waves went 7-7 through a tough non-conference season, starting off strong with a 39-point drilling of Rice in the season opener. Pepperdine's first loss, however, came against Cal State Fullerton in Orange County, where the Waves dropped a close match at 74-71. Other notable wins for the Waves include a 64-55 defensive stalwart of a game over UC Irvine and an 88-69 win over Northern Arizona. Pepperdine then went on to fall in three-straight close contests against Nevada, UC Santa Barbara and Grand Canyon (the last two contests went into overtime). In the Diamond Head Classic, the Waves dropped to eventual champion Hawaii 76-70

BY THE NUMBERS

Double-Doubles

| | 2022 | 2021 | 2020 | 2019 | 2018 | |
|-------------------|------|------|------|------|------|--------|
| | -23 | -22 | -21 | -20 | -19 | Career |
| Jevon Porter | 6 | — | — | — | — | 6 |
| Maxwell Lewis | 1 | 1 | — | — | — | 2 |
| Jan Zidek | — | 0 | 2 | 0 | — | 2 |
| Mike Mitchell Jr. | — | 1 | — | — | — | 1 |

Double-Figure Points

| | 2022 | 2021 | 2020 | 2019 | 2018 | |
|--------------------|------|------|------|------|------|--------|
| | -23 | -22 | -21 | -20 | -19 | Career |
| Maxwell Lewis | 22 | 10 | — | — | — | 32 |
| Houston Mallette | 17 | 19 | — | — | — | 36 |
| Jevon Porter | 15 | — | — | — | — | 15 |
| Mike Mitchell Jr. | 14 | 16 | — | — | — | 30 |
| Carson Basham | 8 | 2 | — | — | — | 10 |
| Jan Zidek | 4 | 23 | 11 | 3 | — | 41 |
| Jalen Pitre | 2 | — | — | — | — | 2 |
| Malik Moore | 2 | — | — | — | — | 2 |
| Boubacar Coulibaly | 1 | — | — | — | — | 1 |
| Majok Deng | — | 0 | 1 | — | — | 1 |
| Jay Yoon | — | 1 | 0 | 0 | 0 | 1 |

30-Plus Points Games

| | 2022 | 2021 | 2020 | 2019 | 2018 | |
|------------------|------|------|------|------|------|--------|
| | -23 | -22 | -21 | -20 | -19 | Career |
| Maxwell Lewis | 2 | 0 | — | — | — | 2 |
| Houston Mallette | — | 1 | — | — | — | 1 |

20-Plus Points Games

| | 2022 | 2021 | 2020 | 2019 | 2018 | |
|-------------------|------|------|------|------|------|--------|
| | -23 | -22 | -21 | -20 | -19 | Career |
| Maxwell Lewis | 12 | 3 | — | — | — | 15 |
| Houston Mallette | 3 | 8 | — | — | — | 11 |
| Jevon Porter | 2 | — | — | — | — | 2 |
| Mike Mitchell Jr. | 2 | 0 | — | — | — | 2 |
| Jan Zidek | — | 5 | 1 | 0 | — | 6 |

Led Pepperdine in Points (or tied for lead)

| | 2022 | 2021 | 2020 | 2019 | 2018 | |
|-------------------|------|------|------|------|------|--------|
| | -23 | -22 | -21 | -20 | -19 | Career |
| Maxwell Lewis | 15 | 5 | — | — | — | 20 |
| Houston Mallette | 6 | 11 | — | — | — | 17 |
| Mike Mitchell Jr. | 4 | 3 | — | — | — | 7 |
| Jevon Porter | 2 | — | — | — | — | 2 |
| Jan Zidek | — | 9 | 0 | 0 | — | 9 |
| Carson Basham | — | 1 | — | — | — | 1 |

Double-Figure Rebounds

| | 2022 | 2021 | 2020 | 2019 | 2018 | |
|-------------------|------|------|------|------|------|--------|
| | -23 | -22 | -21 | -20 | -19 | Career |
| Jevon Porter | 8 | — | — | — | — | 8 |
| Maxwell Lewis | 1 | 1 | — | — | — | 2 |
| Jalen Pitre | 1 | — | — | — | — | 1 |
| Jan Zidek | — | 0 | 2 | 0 | — | 2 |
| Mike Mitchell Jr. | — | 1 | — | — | — | 1 |

Led Pepperdine in Rebounds (or tied for lead)

| | 2022 | 2021 | 2020 | 2019 | 2018 | |
|--------------------|------|------|------|------|------|--------|
| | -23 | -22 | -21 | -20 | -19 | Career |
| Jevon Porter | 13 | — | — | — | — | 13 |
| Maxwell Lewis | 6 | 2 | — | — | — | 8 |
| Carson Basham | 5 | 3 | — | — | — | 8 |
| Houston Mallette | 2 | 4 | — | — | — | 6 |
| Mike Mitchell Jr. | 2 | 7 | — | — | — | 9 |
| Boubacar Coulibaly | 1 | — | — | — | — | 1 |
| Jan Zidek | — | 6 | 2 | 0 | — | 8 |

Led Pepperdine in Assists (or tied for lead)

| | 2022 | 2021 | 2020 | 2019 | 2018 | |
|-------------------|------|------|------|------|------|--------|
| | -23 | -22 | -21 | -20 | -19 | Career |
| Mike Mitchell Jr. | 15 | 26 | — | — | — | 41 |
| Maxwell Lewis | 7 | 2 | — | — | — | 9 |
| Houston Mallette | 4 | 6 | — | — | — | 10 |
| Malik Moore | 3 | — | — | — | — | 3 |
| Carson Basham | 1 | 1 | — | — | — | 2 |
| Jevon Porter | 1 | — | — | — | — | 1 |
| Jay Yoon | — | 1 | 0 | 0 | 0 | 1 |
| Jan Zidek | — | 1 | 0 | 0 | — | 1 |

(above stats at Pepperdine only)

before defeating George Washington by 11 points. Pepperdine took on Iona on Christmas Day but lost by 10 in the final contest of the week.

LAST SEASON — Following a 2020-21 season that featured a CBI championship and the departures of **Colbey Ross** (the program's all-time leader in points and assists) and **Kessler Edwards** (who left after his junior season to go to the NBA), an extremely young Pepperdine squad took an expected step back in 2021-22. Pepperdine's four freshmen combined to score 48.9% of the team's overall points, and 60.4% of the points in WCC play, as the Waves finished 7-25 overall. Three of the newcomers — **Maxwell Lewis**, **Mike Mitchell Jr.** and **Houston Mallette** — made the WCC All-Freshman team. It's only the second time in league history (Santa Clara in 2009) that one school has put three players on the team.

PEPPERDINE BASKETBALL — This is the 85th season of Pepperdine men's basketball, and the 50th year that the Waves have called Firestone Fieldhouse home. The Waves began the campaign with 1,272 wins all-time. Pepperdine has been to the NCAA Tournament 13 times (last in 2002) and has won 12 West Coast Conference regular-season titles (last in 2002) and three WCC Tournament crowns (last in 1994). The Waves won the College Basketball Invitational in 2021.

WAVES IN THE PROS — **Kessler Edwards** is in his first season with the Sacramento Kings after being acquired on February 7, 2023. He was picked in the second round of the 2021 NBA Draft (44th overall) by the Brooklyn Nets, the first time a Wave had been drafted since 2005. He also became the first Wave to play in the NBA since 2011-12. Pepperdine once had a streak of 34 consecutive seasons with at least one alum on an NBA roster, which began in 1976-77 after the ABA/NBA merger and ended in 2010-11.

Edwards became the 18th former Pepperdine player to see action in the NBA, a list that includes such notables as **Dennis Johnson** (a 2010 Naismith Hall of Fame inductee, the 1979 NBA Finals MVP and a three-time NBA champion) and **Doug Christie** (a 15-year NBA veteran who was a mainstay on the All-Defensive Team). Two Waves — **Yakhoubia Diawara** (2012/France) and **Marcos Leite** (1972, 1980, 1984/Brazil) — have played in the NBA and competed at the Olympics.

Colbey Ross is in Italy for his second professional season. Other Waves currently or recently active in the pros include **Alex Acker** (Italy), **Kene Chukwuka** (Uruguay), **Stacy Davis** (Poland), **Kameron Edwards** (G League), **Chase Griffin** (Germany), **Chris Reyes** (Mexico), and **Nikolas Skouen** (Norway).

SOCIAL MEDIA — On Twitter, get the latest news at @PeppBasketball and follow the staff at @CoachRomar, @Ken_Bone, @Curtis_Allen20, @MrGeraldBrown and @jimpelman. You can also like Pepperdine Men's Basketball (/PeppBasketball) on Facebook, and follow both pepperdinehoops and pepperdinewaves on Instagram.

COMPETING WITH PURPOSE — The Pepperdine University Athletics Department is committed to Christian values, to the academic well-being of all our student-athletes and to competing for championships. The Competing With Purpose campaign highlights the commitment to our core values that we dedicate ourselves to daily.

PEPPERDINE UNIVERSITY — Pepperdine boasts a one-of-a-kind athletic department with unprecedented success for a school of its size. The Waves have won NCAA Division I championships in five different men's sports — one of just 20 schools to have accomplished this feat — and 10 overall. Of this elite group, Pepperdine has the smallest undergraduate enrollment, is the only school without football and is the only university that has not been affiliated with a "major" conference. The Waves have won a total of 26 team or individual national championships in their history. Pepperdine has also earned the Division I-AAA All-Sports Trophy, an award based on postseason success that's given to the top non-football school, four times (most recently in 2021-22). Located in scenic Malibu, California, the university overlooks the Pacific Ocean and its campus and athletic facilities are regularly voted among the nation's most beautiful. Pepperdine, which is affiliated with the Church of Christ, ranks #55 overall on U.S. News and World Report's list of America's best colleges.

WAVES IN THE WCC STATS

| Category | All Games | Pt. |
|-----------------------|-----------|------|
| Scoring Offense | 77.44 | 3rd |
| Scoring Defense | 80.20 | 10th |
| Scoring Margin | -2.76 | 10th |
| Free Throw Pct. | .706 | 6th |
| FG Pct. | .458 | 4th |
| FG Pct. Defense | .449 | 7th |
| 3FG Pct. | .357 | 7th |
| 3FG Pct. Defense | .357 | 7th |
| Rebounding Margin | -1.20 | 8th |
| Blocked Shots | 4.16 | 1st |
| Assists | 14.96 | 4th |
| Steals | 5.72 | 7th |
| Turnover Margin | -1.64 | 10th |
| Assist/Turnover Ratio | 1.05 | 5th |
| Offensive Reb/Game | 9.44 | 7th |
| Defensive Reb/Game | 27.20 | 3rd |
| Defensive Reb Pct | .710 | 8th |
| Offensive Reb Pct | .261 | 8th |
| 3FG Made | 8.08 | 6th |

WCC SCHEDULE

Thursday, February 9

San Francisco at Gonzaga, 6pm
 Pacific at Portland, 6pm
 San Diego at Santa Clara, 7pm
 Saint Mary's at Loyola Marymount, 7pm
BYU at Pepperdine, 7pm

Saturday, February 11

Saint Mary's at Portland, 3pm
 Loyola Marymount at Santa Clara, 4pm
 BYU at Gonzaga, 7pm
Pepperdine at San Francisco, 7pm
 San Diego at Pacific, 7pm

2022-23 PEPPERDINE MEN'S BASKETBALL ROSTER

| No. | Name | Pos. | Ht. | Wt. | Yr. | Exp. | Hometown (High School/Last School) |
|-----|--------------------|------|------|-----|------|------|--|
| 0 | Houston Mallette | G | 6-5 | 185 | So. | 1V | Alameda, Calif. (Pacifica Christian HS) |
| 1 | Mike Mitchell Jr. | G | 6-2 | 185 | So. | 1V | San Jose, Calif. (Archbishop Mitty HS) |
| 2 | Jalen Pitre | F | 6-8 | 220 | Fr. | HS | Long Beach, Calif. (Poly HS/Woodstock Academy) |
| 3 | Malik Moore | G | 6-5 | 180 | Fr. | HS | Ventura, Calif. (Heritage Christian School) |
| 5 | Jay Yoon | G | 6-4 | 195 | Gr. | 4V | Arcadia, Calif. (Arcadia HS) |
| 10 | Paul Jordan # | F | 6-6 | 200 | Fr.* | RS | Sea Cliff, N.Y. (Long Island Lutheran HS) |
| 11 | Carson Basham | C | 6-10 | 240 | So. | 1V | Phoenix, Ariz. (AZ Compass Prep) |
| 12 | Boubacar Coulibaly | F | 6-10 | 215 | So.* | TR | Bamako, Mali (San Gabriel Academy/USC) |
| 13 | Cord Stansberry | G | 6-3 | 175 | Fr. | HS | Bermuda Dunes, Calif. (Shadow Hills HS) |
| 14 | Jevon Porter | F | 6-11 | 220 | Fr. | HS | Columbia, Mo. (Father Tolton Catholic HS) |
| 22 | Majok Deng | G | 6-4 | 190 | Jr.* | 2V | Tucson, Ariz. (Salpointe Catholic HS) |
| 24 | Maxwell Lewis | F | 6-7 | 195 | So. | 1V | Las Vegas, Nev. (AZ Compass Prep) |
| 31 | Jan Zidek | F | 6-9 | 240 | Sr. | 3V | Prague, Czech Republic (Gymnazium Oty Pavla) |
| 33 | David Mager # | G | 6-3 | 175 | Fr. | HS | Englewood, N.J. (Dwight-Englewood School) |
| 35 | Aladji Gassama | F/C | 6-9 | 210 | Fr.* | RS | Bamako, Mali (De Smet Jesuit HS) |

walk-on * utilized redshirt season

Coaching Staff

Head Coach: Lorenzo Romar, fifth/eighth season (Cincinnati '92)

Associate Head Coach: Ken Bone, fifth season (Seattle Pacific '83)

Assistant Coach: Curtis Allen, fifth season (Washington '05)

Assistant Coach: Gerald Brown, fourth season (Pepperdine '98)

Director of Basketball Operations: John Impelman, seventh season (Occidental '08)

Athletic Trainer: Justin Ericson, ninth season (Nebraska-Kearney '06)

Strength & Conditioning: Matt Young, 14th season (Lipscomb '01)

Pronunciations

Boubacar Coulibaly — BOO-buh-car COO-lee-BAH-lee

Aladji Gassama — ah-LAWD-gee gah-SAW-muh

Houston Mallette — muh-LETT

Jevon Porter — JEH-vonn

Majok Deng — muh-JUKE

David Mager — like major

Jalen Pitre — PEE-tree

Jan Zidek — YON ZEE-deck

**PEPPERDINE'S
STARTING LINEUPS**

Opponent

| | |
|----------------------------|--|
| Rice (W)..... | Basham-Lewis-Mallette-Mitchell-Porter (1) |
| at CSF (L)..... | Basham-Lewis-Mallette-Mitchell-Porter |
| Ala. St (W)..... | Basham-Lewis-Mallette-Mitchell-Porter |
| Vanguard (W)..... | Basham-Lewis-Mallette-Mitchell-Porter |
| UCI (W)..... | Basham-Lewis-Mallette-Mitchell-Porter |
| at UCLA (L)..... | Coulibaly-Lewis-Mallette-Mitchell-Porter (2) |
| NAU (W)..... | Basham-Lewis-Mallette-Mitchell-Porter |
| Nevada (L)..... | Basham-Lewis-Mallette-Mitchell-Porter |
| UCSB (L)..... | Basham-Lewis-Mallette-Mitchell-Porter |
| at Grand Canyon (L)..... | Basham-Lewis-Mallette-Mitchell-Porter |
| Cal State LA (W)..... | Basham-Lewis-Mallette-Mitchell-Porter |
| at Hawai'i (L)..... | Basham-Lewis-Mallette-Mitchell-Porter |
| George Washington (W)..... | Basham-Lewis-Mallette-Mitchell-Porter |
| Iona (L)..... | Basham-Lewis-Mallette-Mitchell-Porter |
| at Gonzaga (L)..... | Basham-Lewis-Mallette-Mitchell-Porter |
| Santa Clara (L)..... | Basham-Lewis-Mallette-Mitchell-Porter |
| Pacific (L)..... | Basham-Lewis-Mallette-Mitchell-Porter |
| at San Diego (L)..... | Basham-Lewis-Mallette-Mitchell-Porter |
| at BYU (L)..... | Basham-Lewis-Mallette-Mitchell-Porter |
| Saint Mary's (L)..... | Basham-Lewis-Mallette-Mitchell-Porter |
| at Portland (L)..... | Basham-Lewis-Mallette-Mitchell-Porter |
| San Diego (L)..... | Basham-Lewis-Mallette-Mitchell-Porter |
| at LMU (L)..... | Basham-Lewis-Mallette-Mitchell-Porter |
| at Pacific (L)..... | Lewis-Mallette-Mitchell-Moore-Porter (3) |
| Portland (W)..... | Basham-Lewis-Mallette-Mitchell-Porter |

| Name | Career Starts | Consecutive Starts |
|--------------------|---------------|--------------------|
| Carson Basham | 31 | 1 |
| Boubacar Coulibaly | 1 | 0 |
| Majok Deng | 3 | 0 |
| Maxwell Lewis | 27 | 25 |
| Houston Mallette | 54 | 27 |
| Mike Mitchell Jr. | 57 | 57 |
| Jevon Porter | 25 | 25 |
| Jay Yoon | 4 | 0 |
| Jan Zidek | 37 | 0 |
| Malik Moore | 1 | 0 |

(stats at Pepperdine only)

LORENZO ROMAR

Lorenzo Romar, who has been a successful head coach for more than two decades and is known as one of the nation's top recruiters, returned to Pepperdine prior to the 2018-19 season for his second stint in charge of the men's basketball program.



At the start of the 2022-23 season, Romar had a career record of 445-355 over 25 seasons as a head coach at Pepperdine, Saint Louis and Washington.

After an initial rebuilding season in his first season as a head coach at Pepperdine in 1996-97, he led the Waves to 17 and 19 wins the next two years. An 11-win improvement from year one to year two ranked as one of the nation's top turnarounds. In 2018-19, he took the Waves from six to 16 victories, meaning that he's been responsible for two of the four times in Pepperdine history that the Waves have improved by double-digit wins. He led Pepperdine to its first postseason title since 1994 with the 2021 CBI championship.

At UW, he built the Huskies into a perennial contender over 15 seasons. He helped produce 11 NBA first-round draft picks and 17 NBA players, while his teams played in six NCAA Tournaments, three NITs and one CBI. He was a three-time Pac-10 or Pac-12 Coach of the Year.

At Washington and Arizona, where he was the associate head coach for one season before coming to Pepperdine, Romar worked with back-to-back NBA #1 overall draft picks (Markelle Fultz and DeAndre Ayton). As a head coach, he's produced 17 NBA Draft picks (most recently Kessler Edwards in 2021) and a total of 26 as either a head coach or assistant.

Romar won an NCAA title as an assistant coach at UCLA in 1995. He was selected in the seventh round of the 1980 NBA Draft and played five seasons in the NBA. He played collegiately at Washington.

STAFF

Associate head coach **Ken Bone**, a former head coach at Washington State, Portland State and Seattle Pacific, was also an assistant coach under Romar at Washington for three seasons ... Assistant coach **Curtis Allen** played for Romar at Washington and was an assistant coach at Washington State for nine seasons (he was an assistant to Bone at both WSU and Portland State) ... Assistant coach **Gerald Brown** is a former Pepperdine great who played for Romar for two seasons and was a three-time All-WCC first team honoree between 1994-98. He played a season in the NBA with the Phoenix Suns and was also briefly a Harlem Globetrotter ... Director of operations **John Impelman** is in his 14th year on Pepperdine's staff. Romar is the third head coach he has worked for in various capacities. Impelman is the great-grandson of UCLA coaching legend John Wooden, and his father Craig is a former Pepperdine assistant coach ... Two 2022 graduates, four-year player **Darryl Polk Jr.** and former student manager **Ryan Williams**, are now graduate managers.

PEPPERDINE BROADCAST ROSTER



**HOUSTON
MALLETTE**
SO • G • 6-5 • 185
Alameda, Calif.
Pacifica Christian HS
(muh-LETT)




**MIKE
MITCHELL JR.**
SO • G • 6-2 • 185
San Jose, Calif.
Archbishop Mitty HS




**JALEN
PITRE**
FR • F • 6-8 • 220
Long Beach, Calif.
Woodstock Academy
(PEE-tree)



**MALIK
MOORE**
FR • G • 6-5 • 180
Ventura, Calif.
Heritage Christian School



**JAY
YOON**
GR • G • 6-4 • 195
Arcadia, Calif.
Arcadia HS



**PAUL
JORDAN**
FR* • F • 6-6 • 200
Sea Cliff, N.Y.
Long Island Lutheran HS



**CARSON
BASHAM**
SO • C • 6-10 • 240
Phoenix, Ariz.
AZ Compass Prep



**BOUBACAR
COULIBALY**
SO* • F • 6-10 • 215
Bamako, Mali
USC
(BOO-buh-car
COO-lee-BAH-lee)




**CORD
STANSBERRY**
FR • G • 6-3 • 175
Bermuda Dunes, Calif.
Shadow Hills HS



**JEVON
PORTER**
FR • F • 6-11 • 220
Columbia, Mo.
Fr. Tolton Catholic HS
(JEH-vonn)



**MAJOK
DENG**
JR* • G • 6-4 • 190
Tucson, Ariz.
Salpointe Catholic HS
(muh-JUKE)



**MAXWELL
LEWIS**
SO • F • 6-7 • 195
Las Vegas, Nev.
AZ Compass Prep



**JAN
ZIDEK**
SR • F • 6-9 • 240
Prague, Czech Republic
Gymnazium Oty Pavla
(YON ZEE-deck)



**DAVID
MAGER**
FR • G • 6-3 • 175
Englewood, N.J.
Dwight-Englewood School
(like major)



**ALADJI
GASSAMA**
FR* • F/C • 6-9 • 210
Bamako, Mali
De Smet Jesuit HS
(ah-LAWD-gee
gah-SAW-muh)

PEPPERDINE STUDENT-ATHLETE RESUMES

#11 CARSON BASHAM

- 6-10 • SO • C • Phoenix, Arizona
- **Academics:** Majoring in sociology.
- **2021-22 (FR):** Averaged 4.2 points and 2.7 rebounds in 26 games ... Ranked 12th in WCC in blocks (0.7).
- **HS:** Graduated from AZ Compass Prep ... Averaged 14.0 points and 9.2 rebounds as a junior at Sunnyslope High and was on the Arizona Republic's "Best of the Rest" list among the state's top players.
- **AAU/Club:** Team Arsenal, Team Harden, Drive Nation

#12 BOUBACAR COULIBALY

- 6-10 • RS SO • F • Bamako, Mali
- **Academics:** Majoring in political science.
- **USC:** Spent two seasons with the Trojans, averaging 1.7 points in six games in 2021-22 and 1.3 points in 15 games in 2020-21 ... Saw action in three 2021 NCAA Tournament games.
- **HS:** Made the 2019 All-CIF Southern Section 3AA first team at San Gabriel Academy ... Ranked as the #30 center in the country and the #24 player in the state.
- **More:** Began playing basketball at the age of 14 and came to the U.S. before his sophomore year of high school.

#22 MAJOK DENG

- 6-4 • RS JR • G • Tucson, Arizona
- **Academics:** Majoring in economics ... 2019-20 WCC Commissioner's Honor Roll.
- **2021-22 (RS SO):** Averaged 2.0 points and 1.3 rebounds in 15 games off the bench.
- **2020-21 (RS FR):** Averaged 2.6 points and 1.5 rebounds in 13 games ... Made first three career starts at the CBI.
- **2019-20 (FR):** Opted to redshirt his first season.
- **HS:** Finalist for AZ Central's state player of the year as a junior and senior ... 4A Kino Region Player of the Year as a senior at Salpointe Catholic High after averaging 17.4 points.
- **AAU/Club:** Powerhouse Hoops
- **More:** Born in Kenya and came to the U.S. in 2011 with his family as refugees from the South Sudan ... Cousin, Luol Deng, played at Duke and in the NBA.

#35 ALADJI GASSAMA

- 6-9 • RS FR • F/C • Bamako, Mali
- **2021-22 (FR):** Redshirted his first season.
- **HS:** Averaged 11.6 points, 9.0 rebounds and 2.4 blocks as a senior at De Smet Jesuit High in Missouri ... Earned All-District and All-Metro Catholic Conference second team honors.
- **AAU/Club:** Gateway UAA
- **More:** Came to the U.S. before his freshman year of high school.

#10 PAUL JORDAN

- 6-6 • RS FR • F • Sea Cliff, N.Y.
- **Academics:** Majoring in economics.
- **2021-22 (FR):** Redshirted his first season.
- **HS:** Won a New York AA state championship at Long Island Lutheran High.

#24 MAXWELL LEWIS

- 6-7 • SO • F • Las Vegas, Nevada
- **2021-22 (FR):** Made the WCC All-Freshman team ... Averaged 11.0 points and 3.2 rebounds in 21 games ... Missed final five games after season-ending wrist injury ... Season-high 27 points vs. Westmont, which ranks eighth on Pepperdine's freshman scoring list.
- **HS:** Graduated from AZ Compass Prep ... Gave up his senior year of high school basketball to train for the 2021 NBA Draft, but later elected to go to college ... Four-star recruit who at one time was rated among the nation's top 100 players in his class ... Averaged 14.5 points as a junior.
- **AAU/Club:** Dream Vision
- **More:** Brother Marcus played football at Iowa State and sister Gabby ran track at UNLV.

#33 DAVID MAGER

- 6-3 • FR • G • Englewood, N.J.
- **Academics:** Majoring in sport administration.
- **HS:** All-county, all-conference and all-league honors for the Dwight-Englewood School ... Scored more than 700 points as a senior, averaging 27.1 per game.
- **AAU/Club:** Team Rio
- **More:** Father, Scott, played basketball at Fairleigh Dickinson and attended Pepperdine's School of Law.

#0 HOUSTON MALLETTE

- 6-5 • SO • G • Alameda, California
- **Academics:** Majoring in psychology.
- **2021-22 (FR):** Made the WCC All-Freshman team ... Averaged team-high 13.6 points (#12 in the WCC) in 32 games ... Was the WCC's top-scoring freshman in league games (15.9), and was sixth overall ... Set Pepperdine freshman record for three-pointers in a season (71), which tied for ninth on overall list ... Had 31 points vs. BYU, the fourth-best effort by a Pepperdine freshman.
- **HS:** Scored 1,325 career points ... Three-time All-CIF Southern Section at Pacifica Christian High ... Averaged 19.4 points and 10.0 rebounds as a senior ... Spent freshman year at Salesian College Prep.
- **AAU/Club:** West Coast Elite, Oakland Soldiers
- **More:** Father, Wesley, is the athletic director at UC Riverside.

#1 MIKE MITCHELL JR.

- 6-2 • SO • G • San Jose, California
- **Academics:** Majoring in psychology.
- **2021-22 (FR):** Made the WCC All-Freshman team ... Averaged 9.1 points and 4.9 assists (#2 in the WCC) and started all 32 games ... Set Pepperdine freshman record for minutes played (1,063) and was second in assists (156).
- **HS:** San Francisco Chronicle Player of the Year and Bay Area News Group co-Player of the Year as a senior ... Averaged 14.7 points, 6.4 assists and 5.1 rebounds at Archbishop Mitty High.
- **AAU/Club:** West Coast Elite, Oakland Soldiers, Team Arsenal
- **More:** Father, Mike, was a standout running back for Stanford football.

#3 MALIK MOORE

- 6-5 • FR • G • Ventura, Calif.
- **Academics:** Majoring in pre-business administration.
- **HS:** Two-time all-league at Heritage Christian School ... Nominee for McDonald's All-American Game ... Ranked as #23 player in California in his class.
- **AAU/Club:** Ventura Heat, BTI
- **More:** Father, Lee, played at Long Beach State.

#2 JALEN PITRE

- 6-8 • FR • F • Long Beach, Calif.
- **HS:** Spent a prep year at Woodstock Academy in Connecticut ... Was all-conference honorable mention there ... Also an all-league selection at Long Beach Poly High and Gahr High.
- **AAU/Club:** Belmont Shore, Veritas, Oakland Soldiers

#14 JEVON PORTER

- 6-11 • FR • F • Columbia, Mo.
- **HS:** A four-star prospect by ESPN and 247 Sports, and was ranked #71 nationally ... Averaged 23.9 points and 13.2 rebounds as a senior at Father Tolton Catholic High and was a two-time all-state pick.
- **AAU/Club:** MPJElite
- **More:** Father, Michael Sr., played at New Orleans and mother, Lisa, played at Iowa ... Brother Michael Jr. played at Missouri and is now with the Denver Nuggets ... Brother Jontay played at Missouri and was in the NBA ... Brother Coban plays at Denver ... Older sisters Bri and Cierra played at Missouri.

#13 CORD STANSBERRY

- 6-3 • FR • G • Bermuda Dunes, Calif.
- **Academics:** Majoring in communication studies.
- **HS:** 2022 Desert Sun Player of the Year at Shadow Hills High after averaging 20 points, eight rebounds and four assists ... Won a CIF Southern Section title as a sophomore.
- **AAU/Club:** Los Angeles Elite
- **More:** Grandfather, Chet Kammerer, is a long-time member of the Miami Heat's front office and is the former head coach at Westmont College (where the court is named after him).

#5 JAY YOON

- 6-4 • GR • G • Arcadia, California
- **Academics:** Graduated in 2022 with a degree in business administration and is now pursuing a master's degree in business ... Four-time WCC Commissioner's Honor Roll.
- **2021-22 (SR):** Averaged 2.1 points in 17 games ... Circumstances put him into the starting lineup late in the season, and averaged 7.8 points the final four games.
- **2020-21 (JR):** Appeared in eight games ... Had a total of seven points and five rebounds.
- **2019-20 (SO):** Appeared in five games.
- **2018-19 (FR):** Appeared in eight games.
- **HS:** Earned All-Pacific League first team honors as a senior at Arcadia High after averaging 20 points and 8.7 rebounds.

#31 JAN ZIDEK

- 6-9 • SR • F • Prague, Czech Republic
- **Academics:** Majoring in psychology.
- **2021-22 (JR):** Averaged 13.3 points (#14 in the WCC) and 3.7 rebounds in 29 games ... Scored in double-figures 23 times, with a 28-point effort at LMU ... Made the Southern California Challenge All-Tournament Team.
- **2020-21 (SO):** Averaged 9.4 points and 3.5 rebounds in 22 games ... Ranked eighth in the WCC with 1.7 three-pointers per game ... Made eight three-pointers at USD, one shy of the school record.
- **2019-20 (FR):** Averaged 5.5 points in 15 games but was lost for the season halfway through due to injury.
- **Czech Republic:** Took part in National Team camp ahead of the Olympics in summer 2021 ... Represented home country at the 2016 U16 and 2018 U20 European Championships.
- **HS:** Graduated from Gymnazium Oty Pavla in Prague.
- **Club:** Played with USK Praha throughout his junior career and spent 2018-19 with BK Wolves Radotin in the Czech Republic's second division.
- **More:** Father, George, won a national championship at UCLA in 1995 (with Lorenzo Romar as an assistant coach) and played in the NBA ... Grandfather, Jiri, also starred professionally in Europe.

PEPPERDINE SEASON & CAREER HIGHS

| SEASON | #11 CARSON BASHAM | CAREER |
|------------------------------|-------------------|------------------------------|
| 18, twice | Points | 18, twice |
| 9, twice | Rebounds | 9, twice |
| 4 at San Diego (1/12/23) | Assists | 4 at San Diego (1/12/23) |
| 4 at Grand Canyon (12/17/22) | Blocked Shots | 4 at Grand Canyon (12/17/22) |
| 2, several | Steals | 2, several |
| 36 vs. Portland (2/4/23) | Minutes | 36 vs. Portland (2/4/23) |
| 8 vs. Portland (2/4/23) | FG Made | 8 vs. Portland (2/4/23) |
| | 3FG Made | |
| 6 vs. San Diego (1/26/23) | FT Made | 6 vs. San Diego (1/26/23) |

| SEASON | #12 BOUBACAR COULIBALY | CAREER |
|-------------------------------------|------------------------|-------------------------------------|
| 11 vs. Cal State LA (12/19/22) | Points | 11 vs. Cal State LA (12/19/22) |
| 9 vs. UCSB (12/10/22) | Rebounds | 9 vs. UCSB (12/10/22) |
| 2 vs. Cal State LA (12/19/22) | Assists | 2 vs. Cal State LA (12/19/22) |
| 4 at Cal State Fullerton (11/11/22) | Blocked Shots | 4 at Cal State Fullerton (11/11/22) |
| 3 vs. Nevada (12/6/22) | Steals | 3 vs. Nevada (12/6/22) |
| 29, twice | Minutes | 29, twice |
| 4, several | FG Made | 4, several |
| | 3FG Made | |
| 3, twice | FT Made | 3, several |

| SEASON | #22 MAJOK DENG | CAREER |
|---------------------------|----------------|-------------------------------|
| 2 vs. Vanguard (11/15/22) | Points | 11 vs. Longwood (3/22/21) |
| 3, twice | Rebounds | 5 vs. Longwood (3/22/21) |
| 1 at BYU (1/14/23) | Assists | 2 vs. Grand Canyon (11/28/21) |
| | Blocked Shots | 1 vs. UCLA (11/27/20) |
| | Steals | 3 vs. Bellarmine (3/23/21) |
| 4, twice | Minutes | 24 vs. Longwood (3/22/21) |
| | FG Made | 3, twice |
| | 3FG Made | 3 vs. Longwood (3/22/21) |
| 2 vs. Vanguard (11/15/22) | FT Made | 2, several |

| SEASON | #24 MAXWELL LEWIS | CAREER |
|-------------------------------|-------------------|-------------------------|
| 30, twice | Points | 30, twice |
| 14 vs. Pacific (1/7/23) | Rebounds | 14 vs. Pacific (1/7/23) |
| 6 at Portland (1/21/23) | Assists | 6 at Portland (1/21/23) |
| 4 vs. UCSB (12/10/22) | Blocked Shots | 4 vs. UCSB (12/10/22) |
| 3 vs. Cal State LA (12/19/22) | Steals | 4 at Gonzaga (1/8/22) |
| 45 vs. UCSB (12/10/22) | Minutes | 45 vs. UCSB (12/10/22) |
| 12, twice | FG Made | 12, twice |
| 5 vs. Rice (11/7/22) | 3FG Made | 5 vs. Rice (11/7/22) |
| 12 at LMU (1/28/23) | FT Made | 12 at LMU (1/28/23) |

| SEASON | #0 HOUSTON MALLETTE | CAREER |
|-------------------------------|---------------------|-------------------------------|
| 25 vs. Portland (2/4/23) | Points | 31 vs. BYU (2/12/22) |
| 8, twice | Rebounds | 8, twice |
| 8 vs. Cal State LA (12/19/22) | Assists | 8 vs. Cal State LA (12/19/22) |
| 1, twice | Blocked Shots | 2, twice |
| 4 at BYU (1/14/23) | Steals | 4 at BYU (1/14/23) |
| 46 vs. Portland (2/4/23) | Minutes | 46 vs. Portland (2/4/23) |
| 8 vs. Rice (11/7/22) | FG Made | 11 vs. Santa Clara (2/24/22) |
| 4, twice | 3FG Made | 5, several |
| 8 vs. Portland (2/4/23) | FT Made | 8, twice |

| SEASON | #1 MIKE MITCHELL JR. | CAREER |
|---------------------------------|----------------------|---------------------------------|
| 23 vs. Alabama State (11/13/22) | Points | 23 vs. Alabama State (11/13/22) |
| 9 vs. Cal State LA (12/19/22) | Rebounds | 10 vs. San Diego (3/3/22) |
| 11 vs. Cal State LA (12/19/22) | Assists | 11 vs. Cal State LA (12/19/22) |
| 1, twice | Blocked Shots | 1, several |
| 4 at Gonzaga (12/31/22) | Steals | 4, twice |
| 41 at Grand Canyon (12/17/22) | Minutes | 41 at Grand Canyon (12/17/22) |
| 8, twice | FG Made | 8, several |
| 7 vs. Alabama State (11/13/22) | 3FG Made | 7 vs. Alabama State (11/13/22) |
| 4 vs. Nevada (12/6/22) | FT Made | 4 vs. Nevada (12/6/22) |

| SEASON/CAREER | #3 MALIK MOORE |
|---------------------------|----------------|
| 11 at San Diego (1/12/23) | Points |
| 5 vs. Vanguard (11/15/22) | Rebounds |
| 5, twice | Assists |
| 1 vs. Rice (11/7/22) | Blocked Shots |
| 2, several | Steals |
| 37 at Pacific (2/2/23) | Minutes |
| 5, twice | FG Made |
| 1, several | 3FG Made |
| 5 at Hawai'i (12/22/22) | FT Made |

| SEASON/CAREER | #2 JALEN PITRE |
|---------------------------|----------------|
| 11, twice | Points |
| 10 vs. Pacific (1/7/23) | Rebounds |
| 1, several | Assists |
| 1, several | Blocked Shots |
| 2 vs. Pacific (1/7/23) | Steals |
| 27 vs. Iona (12/25/22) | Minutes |
| 5, twice | FG Made |
| 1 vs. Pacific (1/7/23) | 3FG Made |
| 2 vs. San Diego (1/26/23) | FT Made |

| SEASON/CAREER | #14 JEVON PORTER |
|-------------------------------------|------------------|
| 23 vs. Vanguard (11/15/22) | Points |
| 14 vs. George Washington (12/23/22) | Rebounds |
| 5 vs. Portland (2/4/23) | Assists |
| 3, several | Blocked Shots |
| 5 at Hawai'i (12/22/22) | Steals |
| 42 vs. Portland (2/4/23) | Minutes |
| 9, twice | FG Made |
| 3, twice | 3FG Made |
| 5 vs. Pacific (1/7/23) | FT Made |

| SEASON | #5 JAY YOON | CAREER |
|----------------------|---------------|---------------------------------|
| 2, twice | Points | 10 vs. Santa Clara (2/24/22) |
| 1, several | Rebounds | 4, twice |
| | Assists | 5 vs. Santa Clara (2/24/22) |
| | Blocked Shots | 1 vs. Saint Katherine (12/3/20) |
| 1 vs. Rice (11/7/22) | Steals | 1, several |
| 4 vs. Rice (11/7/22) | Minutes | 35 vs. Santa Clara (2/24/22) |
| 1, twice | FG Made | 4, twice |
| | 3FG Made | 1, several |
| | FT Made | 2, several |

| SEASON | #31 JAN ZIDEK | CAREER |
|---------------------------------|---------------|-------------------------------|
| 15 vs. Alabama State (11/13/22) | Points | 28 at LMU (1/20/22) |
| 5 vs. Cal State LA (12/19/22) | Rebounds | 11 vs. Saint Mary's (2/13/21) |
| 3 at BYU (1/14/23) | Assists | 4, twice |
| 1, twice | Blocked Shots | 1, several |
| 2 vs. San Diego (1/26/23) | Steals | 2, several |
| 26 at UCLA (11/23/22) | Minutes | 45 at LMU (1/20/22) |
| 5, several | FG Made | 11 at LMU (1/20/22) |
| 2, several | 3FG Made | 8 at San Diego (2/27/21) |
| 3, several | FT Made | 7 vs. UCLA (11/27/20) |

| SEASON/CAREER | #35 ALADJI GASSAMA |
|------------------------------|--------------------|
| 4 vs. Saint Mary's (1/19/23) | Points |
| 1 vs. Saint Mary's (1/19/23) | Rebounds |
| | Assists |
| 1 at Pacific (2/2/23) | Blocked Shots |
| | Steals |
| 4 vs. Saint Mary's (1/19/23) | Minutes |
| 2 vs. Saint Mary's (1/19/23) | FG Made |
| | 3FG Made |
| | FT Made |

PEPPERDINE'S RECORD WHEN...

| | 2022 | Under |
|---------------------------------|-------|-------|
| | -2023 | Romar |
| Game Decided by 1-5 Points..... | 1-4 | 15-26 |
| Game Decided by 6-9 Points..... | 1-4 | 15-21 |
| Game Decided by 10+ Points..... | 6-9 | 32-41 |

| | | |
|---------------------------|------|-------|
| Leading at Halftime..... | 7-2 | 44-17 |
| Tied at Halftime..... | 0-1 | 0-7 |
| Trailing at Halftime..... | 1-14 | 18-64 |

| | | |
|--------------------------------------|------|-------|
| Leading With 5 Minutes to Play..... | 8-2 | 48-11 |
| Tied With 5 Minutes to Play..... | 0-1 | 3-2 |
| Trailing With 5 Minutes to Play..... | 0-14 | 11-75 |

| | | |
|---------------------------------|------|-------|
| Scoring 100+ Points..... | 1-0 | 3-0 |
| Scoring 90-99 Points..... | 4-0 | 14-2 |
| Scoring 80-89 Points..... | 2-3 | 18-13 |
| Scoring 70-79 Points..... | 0-10 | 19-33 |
| Scoring 60-69 Points..... | 1-2 | 8-27 |
| Scoring 59 or Fewer Points..... | 0-2 | 0-13 |

| | | |
|--------------------------------|------|-------|
| Opp. Scoring 80+ Points..... | 2-12 | 8-49 |
| Opp. Scoring 70-79 Points..... | 1-4 | 17-27 |
| Opp. Scoring 60-69 Points..... | 4-1 | 31-10 |
| Opp. Scoring 50-59 Points..... | 1-0 | 5-2 |
| Opp. Scoring 40-49 Points..... | 0-0 | 1-0 |

| | 2022 | Under |
|-------------------------|-------|-------|
| | -2023 | Romar |
| 50%-plus FG Pct..... | 6-3 | 24-7 |
| 40-49% FG Pct..... | 1-5 | 34-46 |
| 39.9%-minus FG Pct..... | 1-9 | 4-36 |

| | | |
|------------------------------|------|-------|
| Opp. 50%-plus FG Pct..... | 0-6 | 5-36 |
| Opp. 40-49% FG Pct..... | 3-10 | 33-46 |
| Opp. 39.9%-minus FG Pct..... | 5-1 | 24-6 |

| | | |
|-------------------------------|------|-------|
| Better FG% Than Opponent..... | 8-4 | 50-15 |
| Opponent Has Better FG%..... | 0-13 | 12-73 |

| | | |
|-----------------------------------|------|-------|
| More 3FGM Made Than Opponent..... | 7-4 | 40-33 |
| 3FGM Are Equal..... | 1-2 | 4-7 |
| Opponent Has More 3FGM..... | 0-11 | 18-48 |

| | | |
|-----------------------|-----|-------|
| 80%-plus FT Pct..... | 0-6 | 28-30 |
| 70-79% FT Pct..... | 2-6 | 21-26 |
| 69%-minus FT Pct..... | 6-5 | 13-32 |

| | | |
|-------------------------------|------|-------|
| Better FT% Than Opponent..... | 1-10 | 41-46 |
| FT% Is Equal..... | 1-0 | 1-1 |
| Opponent Has Better FT%..... | 6-7 | 20-41 |

| | | |
|-------------------------------|------|-------|
| Outrebounding Opponent..... | 6-5 | 45-11 |
| Rebounds Are Equal..... | 0-0 | 2-1 |
| Outrebounded by Opponent..... | 2-12 | 15-76 |

| | 2022 | Under |
|------------------------------------|-------|-------|
| | -2023 | Romar |
| Fewer Turnovers Than Opponent..... | 4-5 | 40-38 |
| Turnovers Are Equal..... | 0-2 | 2-7 |
| More Turnovers Than Opponent..... | 4-10 | 20-43 |

| | | |
|--------------------------------------|-----|-------|
| 6 Waves Score in Double-Figures..... | 0-0 | 1-0 |
| 5 Waves Score in Double-Figures..... | 2-3 | 15-6 |
| 4 Waves Score in Double-Figures..... | 5-2 | 24-17 |
| 3 Waves Score in Double-Figures..... | 0-8 | 16-42 |
| 2 Waves Score in Double-Figures..... | 0-3 | 5-21 |
| 1 Wave Scores in Double-Figures..... | 1-1 | 1-2 |

| | | |
|--|------|-------|
| Waves Have More in Double-Figures..... | 7-2 | 44-14 |
| Double-Figure Scorers Are Equal..... | 1-4 | 13-16 |
| Opp. Has More in Double-Figures..... | 0-11 | 5-58 |

| | | |
|---------------------------------|------|-------|
| Waves' Bench Scores More..... | 3-5 | 25-25 |
| Bench Scoring Is Equal..... | 0-0 | 0-2 |
| Opponent Bench Scores More..... | 5-12 | 37-61 |

| | | |
|---------------------|-----|-------|
| Wearing Blue..... | 0-7 | 8-34 |
| Wearing Gray..... | 2-4 | 11-16 |
| Wearing Orange..... | 0-1 | 6-12 |
| Wearing White..... | 6-5 | 37-26 |

| | | |
|---------------|-----|-----|
| Overtime..... | 1-2 | 4-8 |
|---------------|-----|-----|

| | |
|-----------------------------|--------------------|
| Biggest Deficit in Win..... | 15 vs. UC Irvine |
| Biggest Lead in Loss..... | 12 at Grand Canyon |

THE LAST TIME...

Pepperdine Defeated an AP Top 25 Team:

11/27/2004 vs. #20 Wisconsin (75-61)

Pepperdine Defeated an AP Top 10 Team:

11/28/2001 at #10 UCLA (85-78)

Pepperdine Defeated an AP Top 25 Team on Road:

11/28/2001 at #10 UCLA (85-78)

Won an Overtime Game: (lost 8 straight)

Waves.....2/1/2020 at LMU (68-67, A)

Opponent...12/17/2022 by Grand Canyon (73-83, A)

Won a Multi-Overtime Game: (lost 3 straight)

Waves.....2/4/2023 vs. Portland (94-93, H)

Opponent.....11/27/2020 by UCLA (98-107, N)

100+ Points by a Team:

Waves.....11/7/2022 vs. Rice (106-67)

Opponent.....12/31/2022 by Gonzaga (88-111)

Fewer Than 50 Points by a Team:

Waves.....1/19/2023 vs. Saint Mary's (44-73)

Opponent.....12/3/2020 by Saint Katherine (94-45)

60+ Percent Field Goal Shooting:

Waves.....12/19/2022 vs. Cal State LA (.610)

Opponent.....12/31/2022 by Gonzaga (.610)

30 Percent Field Goal Shooting or Less:

Waves.....1/19/2023 vs. Saint Mary's (.302)

Opponent.....11/19/2022 by UC Irvine (.284)

12+ Three-Pointers Made:

Waves.....12/6/2022 vs. Nevada (14-28)

Opponent.....1/28/2023 by LMU (13-23)

Zero Three-Pointers Made:

Waves.....2/14/2015 at Gonzaga (0-10)

Opponent.....11/16/2015 by SD Christian (0-19)

6+ Players Scored in Double-Figures:

Waves.....12/31/2018 vs. Ala. A&M (6)

Opponent.....1/14/2023 by BYU (6)

Zero Players Scored in Double-Figures

Waves.....3/18/2015 at Seattle

Opponent.....1/31/2019 by Portland

Player Scored 40+ Points:

Waves.....3/7/2020, Colbey Ross

.....vs. Saint Mary's (43)

Opponent.....3/7/2020, Jordan Ford

.....of Saint Mary's (42)

Player Scored 30+ Points:

Waves.....1/7/2023, Maxwell Lewis

.....vs. Pacific (30)

Opponent.....2/4/2023, Tyler Robertson

.....of Portland (35)

Player Made 6+ Three-Pointers:

Waves.....11/13/2022, Mike Mitchell Jr.

.....vs. Alabama State (7)

Opponent.....2/12/2022, Alex Barcello

.....of BYU (9)

Player Made 5+ Three-Pointers:

Waves.....1/12/2023, Mike Mitchell Jr.

.....at San Diego (5)

Opponent.....1/28/2023, Justin Ahrens

.....of LMU (5)

Player Made 15+ Free Throws:

Waves.....1/26/2019, Colbey Ross

.....vs. Saint Mary's (15-for-16)

Opponent.....11/19/2019, Onyeka Okongwu

.....of USC (17-for-21)

Player Made 10+ Free Throws:

Waves.....1/28/2023, Maxwell Lewis

.....at LMU (12-for-13)

Opponent.....2/4/2023, Tyler Robertson

.....of Portland (14-for-18)

Player Had 20+ Rebounds:

Waves.....1/3/2005, Glen McGowan

.....vs. Colorado State (22)

Opponent.....11/11/2016, Josh Martin

.....of Cal Poly (21)

Player Had 15+ Rebounds:

Waves.....3/6/2020, Kameron Edwards

.....vs. Santa Clara (16)

Opponent.....2/26/2022, Fousseyini Traore

.....of BYU (19)

Player Had 10+ Assists:

Waves.....12/19/2022, Mike Mitchell Jr.

.....vs. Cal State LA (11)

Opponent.....2/16/2022, Andrew Nembhard

.....of Gonzaga (14)

Player Had 5+ Blocked Shots:

Waves.....3/23/2021, Kessler Edwards

.....vs. Bellarmine (5)

Opponent.....1/28/2022, Terrell Brown

.....of San Diego (5)

Player Had 5+ Steals:

Waves.....12/22/2022, Jevon Porter

.....at Hawai'i (5)

Opponent.....12/10/2022, Josh Pierre-Louis

.....of UC Santa Barbara (6)

Player Had Consecutive Double-Doubles:

Waves.....2/2-4/2023, Jevon Porter

.....at Pacific (12/11r), vs. Portland (18/11r)

Player Had a Triple-Double:

Waves.....2/1/1991, Doug Christie

.....vs. Saint Mary's (21 pts, 11 ast, 10 rbs)

Player Had a 20-20 Game:

Waves.....1/3/2005, Glen McGowan

.....vs. Colorado State (31 pts, 22 rbs)

Opponent.....2/3/2007, Josh Heytvelt

.....of Gonzaga (27 pts, 22 rbs)

3 Players with 20+ Points:

Waves.....11/28/2019 vs. Arizona

.....(Kam E. 21, Chavez 20, Ross 20)

Opponent.....11/27/2020 by UCLA

.....(Smith 26, Campbell 22, Bernard 21)

2 Players with 20+ Points:

Waves.....11/15/2022 vs. Vanguard

.....(Porter 23, Lewis 21)

Opponent.....1/26/2023 by San Diego

.....(Earlington 30, Williams Jr. 21)

3 Players with Double-Doubles:

Waves.....3/6/2021 vs. Santa Clara

.....(Ross 25/12a, Kessler E. 21/11r, Zidek 13/10r)

Opponent.....unknown

2+ Players with Double-Doubles:

Waves.....3/6/2021 vs. Santa Clara

.....(Ross 25/12a, Kessler E. 21/11r, Zidek 13/10r)

Opponent.....1/26/2023 by San Diego

.....(Earlington 30/12r, Williams Jr. 21/11r)

SEASON STATISTICS



2022-23 Pepperdine Men's Basketball Combined Team Statistics All games

Page 1/1
as of Feb 05, 2023

Game Records

| Record | Overall | Home | Away | Neutral |
|----------------|---------|------|------|---------|
| ALL GAMES | 8-17 | 7-6 | 0-10 | 1-1 |
| CONFERENCE | 1-10 | 1-4 | 0-6 | 0-0 |
| NON-CONFERENCE | 7-7 | 6-2 | 0-4 | 1-1 |

Score by Periods

| Team | 1st | 2nd | OT | TOT |
|------------|-----|------|----|------|
| Pepperdine | 893 | 1007 | 36 | 1936 |
| Opponents | 961 | 996 | 48 | 2005 |

Team Box Score

| No. | Player | | | | Total | | 3-Point | | F-Throw | | Rebounds | | | | | | | | | | | |
|-----------|---------------------|-------|--------|------|----------|------|----------|------|---------|------|----------|-----|-----|------|-----|----|-----|-----|-----|-----|------|------|
| | | GP-GS | MIN | AVG | FG-FGA | FG% | 3FG-3FGA | 3FG% | FT-FTA | FT% | OFF | DEF | TOT | AVG | PF | DQ | A | TO | BLK | STL | PTS | AVG |
| 24 | LEWIS, Maxwell | 25-25 | 799:18 | 32.0 | 165-338 | .488 | 41-112 | .366 | 90-107 | .841 | 32 | 116 | 148 | 5.9 | 69 | 4 | 70 | 75 | 20 | 24 | 461 | 18.4 |
| 0 | MALLETTE, Houston | 25-25 | 856:50 | 34.3 | 113-280 | .404 | 48-139 | .345 | 57-71 | .803 | 3 | 95 | 98 | 3.9 | 49 | 0 | 64 | 37 | 2 | 24 | 331 | 13.2 |
| 1 | MITCHELL JR., Mike | 25-25 | 849:44 | 34.0 | 103-249 | .414 | 58-135 | .430 | 13-18 | .722 | 20 | 81 | 101 | 4.0 | 51 | 1 | 119 | 76 | 2 | 28 | 277 | 11.1 |
| 14 | PORTER, Jevon | 25-25 | 689:46 | 27.6 | 105-222 | .473 | 25-74 | .338 | 41-60 | .683 | 51 | 128 | 179 | 7.2 | 79 | 5 | 20 | 49 | 24 | 21 | 276 | 11.0 |
| 11 | BASHAM, Carson | 24-23 | 457:30 | 19.1 | 78-135 | .578 | 0-0 | .000 | 34-62 | .548 | 46 | 62 | 108 | 4.5 | 60 | 3 | 28 | 27 | 30 | 15 | 190 | 7.9 |
| 31 | ZIDEK, Jan | 21-0 | 341:40 | 16.3 | 43-121 | .355 | 16-66 | .242 | 19-27 | .704 | 9 | 31 | 40 | 1.9 | 24 | 0 | 14 | 19 | 2 | 7 | 121 | 5.8 |
| 12 | COULIBALY, Boubacar | 12-1 | 214:22 | 17.9 | 28-50 | .560 | 0-0 | .000 | 13-28 | .464 | 14 | 40 | 54 | 4.5 | 26 | 0 | 7 | 14 | 16 | 5 | 69 | 5.8 |
| 3 | MOORE, Malik | 25-1 | 583:10 | 23.3 | 42-100 | .420 | 13-31 | .419 | 20-27 | .741 | 2 | 48 | 50 | 2.0 | 41 | 1 | 46 | 34 | 1 | 14 | 117 | 4.7 |
| 2 | PITRE, Jalen | 19-0 | 248:05 | 13.1 | 38-61 | .623 | 1-3 | .333 | 6-13 | .462 | 25 | 37 | 62 | 3.3 | 34 | 0 | 5 | 12 | 6 | 4 | 83 | 4.4 |
| 35 | GASSAMA, Aladji | 3-0 | 05:32 | 1.8 | 2-3 | .667 | 0-1 | .000 | 0-0 | .000 | 0 | 1 | 1 | 0.3 | 1 | 0 | 0 | 0 | 1 | 0 | 4 | 1.3 |
| 5 | YOON, Jay | 9-0 | 17:24 | 1.9 | 2-4 | .500 | 0-1 | .000 | 0-2 | .000 | 0 | 3 | 3 | 0.3 | 2 | 0 | 0 | 1 | 0 | 1 | 4 | 0.4 |
| 22 | DENG, Majok | 10-0 | 25:31 | 2.6 | 0-5 | .000 | 0-3 | .000 | 3-4 | .750 | 1 | 6 | 7 | 0.7 | 1 | 0 | 1 | 3 | 0 | 0 | 3 | 0.3 |
| 10 | JORDAN, Paul | 6-0 | 11:07 | 1.9 | 0-1 | .000 | 0-1 | .000 | 0-0 | .000 | 0 | 2 | 2 | 0.3 | 2 | 0 | 0 | 0 | 0 | 0 | 0 | 0.0 |
| Team | | | | | | | | | | | 33 | 30 | 63 | | | | | 8 | | | | |
| Total | | 25 | 5100 | | 719-1569 | .458 | 202-566 | .357 | 296-419 | .706 | 236 | 680 | 916 | 36.6 | 439 | 14 | 374 | 355 | 104 | 143 | 1936 | 77.4 |
| Opponents | | 25 | 5100 | | 724-1611 | .449 | 194-544 | .357 | 363-514 | .706 | 278 | 668 | 946 | 37.8 | 434 | 9 | 357 | 314 | 55 | 184 | 2005 | 80.2 |

Team Statistics

| | PEP | OPP |
|------------------------|-----------------|-----------------|
| Scoring | 1936 | 2005 |
| Points per game | 77.4 | 80.2 |
| Scoring margin | -2.8 | - |
| Field goals-att | 719-1569 | 724-1611 |
| Field goal pct | .458 | .449 |
| 3 point fg-att | 202-566 | 194-544 |
| 3-point FG pct | .357 | .357 |
| 3-pt FG made per game | 8.1 | 7.8 |
| Free throws-att | 296-419 | 363-514 |
| Free throw pct | .706 | .706 |
| F-Throws made per game | 11.8 | 14.5 |
| Rebounds | 916 | 946 |
| Rebounds per game | 36.6 | 37.8 |
| Rebounding margin | -1.2 | - |
| Assists | 374 | 357 |
| Assists per game | 15.0 | 14.3 |
| Turnovers | 355 | 314 |
| Turnovers per game | 14.2 | 12.6 |
| Turnover margin | -1.6 | - |
| Assist/turnover ratio | 1.1 | 1.1 |
| Steals | 143 | 184 |
| Steals per game | 5.7 | 7.4 |
| Blocks | 104 | 55 |
| Blocks per game | 4.2 | 2.2 |
| Winning streak | 1 | - |
| Home win streak | 1 | - |
| Attendance | 9279 | 47789 |
| Home games-Avg/Game | 13-714 | 10-4779 |
| Neutral site-Avg/Game | - | 2-1949 |

Team Results

| Date | Opponent | | Score | Att. |
|------------|----------------------|------|--------|-------|
| 11/07/2022 | Rice | W | 106-67 | 1258 |
| 11/11/2022 | at Cal St. Fullerton | L | 71-74 | 1140 |
| 11/13/2022 | Alabama St. | W | 91-62 | 568 |
| 11/15/2022 | Vanguard | W | 94-80 | 610 |
| 11/19/2022 | UC Irvine | W | 64-55 | 904 |
| 11/23/2022 | at UCLA | L | 53-100 | 8107 |
| 12/03/2022 | Northern Ariz. | W | 88-69 | 351 |
| 12/06/2022 | Nevada | L | 77-85 | 633 |
| 12/10/2022 | UC Santa Barbara | Lot | 64-67 | 651 |
| 12/17/2022 | at Grand Canyon | Lot | 73-83 | 7072 |
| 12/19/2022 | Cal State LA | W | 92-69 | 500 |
| 12/22/2022 | at Hawaii | L | 70-76 | 5087 |
| 12/23/2022 | vs George Washington | W | 81-70 | 0 |
| 12/25/2022 | vs Iona | L | 66-76 | 3897 |
| 12/31/2022 | at Gonzaga | L | 88-111 | 6000 |
| 01/05/2023 | Santa Clara | L | 79-89 | 682 |
| 01/07/2023 | Pacific | L | 75-80 | 626 |
| 01/12/2023 | at San Diego | L | 89-92 | 1036 |
| 01/14/2023 | at BYU | L | 81-91 | 14434 |
| 01/19/2023 | Saint Mary's (CA) | L | 44-73 | 1050 |
| 01/21/2023 | at Portland | L | 76-91 | 1364 |
| 01/26/2023 | San Diego | L | 78-87 | 732 |
| 01/28/2023 | at LMU (CA) | L | 70-84 | 2234 |
| 02/02/2023 | at Pacific | L | 72-81 | 1315 |
| 02/04/2023 | Portland | Wot2 | 94-93 | 714 |

SEASON WCC STATISTICS



2022-23 Pepperdine Men's Basketball Combined Team Statistics In Conference games

Page 1/1
as of Feb 06, 2023

Game Records

| Record | Overall | Home | Away | Neutral |
|----------------|---------|------|------|---------|
| ALL GAMES | 1-10 | 1-4 | 0-6 | 0-0 |
| CONFERENCE | 1-10 | 1-4 | 0-6 | 0-0 |
| NON-CONFERENCE | 0-0 | 0-0 | 0-0 | 0-0 |

Score by Periods

| Team | 1st | 2nd | OT | TOT |
|------------|-----|-----|----|-----|
| Pepperdine | 372 | 450 | 24 | 846 |
| Opponents | 468 | 481 | 23 | 972 |

Team Box Score

| No. | Player | | | | Total | | 3-Point | | F-Throw | | Rebounds | | | | | | | | | | | | | |
|-----------|--------------------|-------|--------|------|---------|-------|----------|------|---------|------|----------|-----|-----|------|-----|----|-----|-----|-----|-----|-----|------|--|--|
| | | GP-GS | MIN | AVG | FG-FGA | FG% | 3FG-3FGA | 3FG% | FT-FTA | FT% | OFF | DEF | TOT | AVG | PF | DQ | A | TO | BLK | STL | PTS | AVG | | |
| 24 | LEWIS, Maxwell | 11-11 | 358:32 | 32.6 | 67-154 | .435 | 11-42 | .262 | 45-54 | .833 | 12 | 53 | 65 | 5.9 | 31 | 2 | 32 | 34 | 5 | 8 | 190 | 17.3 | | |
| 0 | MALLETTE, Houston | 11-11 | 385:03 | 35.0 | 50-129 | .388 | 18-62 | .290 | 25-31 | .806 | 3 | 39 | 42 | 3.8 | 26 | 0 | 19 | 17 | 1 | 10 | 143 | 13.0 | | |
| 14 | PORTER, Jevon | 11-11 | 329:56 | 30.0 | 49-103 | .476 | 10-30 | .333 | 21-28 | .750 | 23 | 51 | 74 | 6.7 | 34 | 1 | 10 | 22 | 10 | 9 | 129 | 11.7 | | |
| 1 | MITCHELL JR., Mike | 11-11 | 371:34 | 33.8 | 50-116 | .431 | 23-61 | .377 | 2-3 | .667 | 9 | 33 | 42 | 3.8 | 20 | 0 | 54 | 35 | 0 | 13 | 125 | 11.4 | | |
| 11 | BASHAM, Carson | 11-10 | 239:35 | 21.8 | 44-81 | .543 | 0-0 | .000 | 22-41 | .537 | 24 | 30 | 54 | 4.9 | 34 | 2 | 13 | 14 | 13 | 7 | 110 | 10.0 | | |
| 3 | MOORE, Malik | 11-1 | 279:17 | 25.4 | 24-50 | .480 | 8-16 | .500 | 6-7 | .857 | 0 | 21 | 21 | 1.9 | 15 | 1 | 21 | 9 | 0 | 8 | 62 | 5.6 | | |
| 31 | ZIDEK, Jan | 8-0 | 112:01 | 14.0 | 11-34 | .324 | 4-18 | .222 | 11-15 | .733 | 2 | 11 | 13 | 1.6 | 8 | 0 | 5 | 6 | 0 | 4 | 37 | 4.6 | | |
| 2 | PITRE, Jalen | 11-0 | 156:47 | 14.3 | 19-35 | .543 | 1-2 | .500 | 4-7 | .571 | 17 | 20 | 37 | 3.4 | 26 | 0 | 4 | 12 | 6 | 2 | 43 | 3.9 | | |
| 35 | GASSAMA, Aladji | 3-0 | 05:32 | 1.8 | 2-3 | .667 | 0-1 | .000 | 0-0 | .000 | 0 | 1 | 1 | 0.3 | 1 | 0 | 0 | 0 | 1 | 0 | 4 | 1.3 | | |
| 5 | YOON, Jay | 4-0 | 03:58 | 1.0 | 1-1 | 1.000 | 0-0 | .000 | 0-1 | .000 | 0 | 1 | 1 | 0.3 | 1 | 0 | 0 | 0 | 0 | 0 | 2 | 0.5 | | |
| 22 | DENG, Majok | 4-0 | 07:04 | 1.8 | 0-1 | .000 | 0-0 | .000 | 1-2 | .500 | 0 | 0 | 0 | 0.0 | 0 | 0 | 1 | 0 | 0 | 0 | 1 | 0.3 | | |
| 10 | JORDAN, Paul | 1-0 | 00:39 | 0.7 | 0-0 | .000 | 0-0 | .000 | 0-0 | .000 | 0 | 0 | 0 | 0.0 | 0 | 0 | 0 | 0 | 0 | 0 | 0 | 0.0 | | |
| Team | | | | | | | | | | | 18 | 12 | 30 | | | | | 3 | | | | | | |
| Total | | 11 | 2250 | | 317-707 | .448 | 75-232 | .323 | 137-189 | .725 | 108 | 272 | 380 | 34.5 | 196 | 6 | 159 | 152 | 36 | 61 | 846 | 76.9 | | |
| Opponents | | 11 | 2250 | | 351-708 | .496 | 100-249 | .402 | 170-241 | .705 | 122 | 307 | 429 | 39.0 | 193 | 6 | 178 | 141 | 28 | 78 | 972 | 88.4 | | |

Team Statistics

| | PEP | OPP |
|------------------------|----------------|----------------|
| Scoring | 846 | 972 |
| Points per game | 76.9 | 88.4 |
| Scoring margin | -11.5 | - |
| Field goals-att | 317-707 | 351-708 |
| Field goal pct | .448 | .496 |
| 3 point fg-att | 75-232 | 100-249 |
| 3-point FG pct | .323 | .402 |
| 3-pt FG made per game | 6.8 | 9.1 |
| Free throws-att | 137-189 | 170-241 |
| Free throw pct | .725 | .705 |
| F-Throws made per game | 12.5 | 15.5 |
| Rebounds | 380 | 429 |
| Rebounds per game | 34.5 | 39.0 |
| Rebounding margin | -4.5 | - |
| Assists | 159 | 178 |
| Assists per game | 14.5 | 16.2 |
| Turnovers | 152 | 141 |
| Turnovers per game | 13.8 | 12.8 |
| Turnover margin | -1.0 | - |
| Assist/turnover ratio | 1.0 | 1.3 |
| Steals | 61 | 78 |
| Steals per game | 5.5 | 7.1 |
| Blocks | 36 | 28 |
| Blocks per game | 3.3 | 2.5 |
| Winning streak | 1 | - |
| Home win streak | 1 | - |
| Attendance | 3804 | 26383 |
| Home games-Avg/Game | 5-761 | 6-4397 |
| Neutral site-Avg/Game | - | 0-0 |

Team Results

| Date | Opponent | | Score | Att. |
|------------|-------------------|------|--------|-------|
| 12/31/2022 | at Gonzaga | L | 88-111 | 6000 |
| 01/05/2023 | Santa Clara | L | 79-89 | 682 |
| 01/07/2023 | Pacific | L | 75-80 | 626 |
| 01/12/2023 | at San Diego | L | 89-92 | 1036 |
| 01/14/2023 | at BYU | L | 81-91 | 14434 |
| 01/19/2023 | Saint Mary's (CA) | L | 44-73 | 1050 |
| 01/21/2023 | at Portland | L | 76-91 | 1364 |
| 01/26/2023 | San Diego | L | 78-87 | 732 |
| 01/28/2023 | at LMU (CA) | L | 70-84 | 2234 |
| 02/02/2023 | at Pacific | L | 72-81 | 1315 |
| 02/04/2023 | Portland | Wot2 | 94-93 | 714 |

CAREER STATISTICS



2022-23 Pepperdine Men's Basketball Season/Career Statistics All games

Page 1/1
as of Feb 06, 2023

Summary

| Player | Season Statistics | | | | | | | | | | Career Statistics | | | | | | | | | |
|---------------------|-------------------|-------|------|------|------|-----|-----|-----|-----|-------|-------------------|-------|------|------|------|-----|-----|-----|-----|-------|
| | GP-GS | MIN/G | FG% | 3FG% | FT% | R/G | A/G | STL | BLK | PTS/G | GP-GS | MIN/G | FG% | 3FG% | FT% | R/G | A/G | STL | BLK | PTS/G |
| BASHAM, Carson | 24-23 | 19.1 | .578 | .000 | .548 | 4.5 | 1.2 | 15 | 30 | 7.9 | 50-31 | 16.2 | .572 | .000 | .506 | 3.6 | 0.8 | 27 | 47 | 6.0 |
| COULIBALY, Boubacar | 12-1 | 17.9 | .560 | .000 | .464 | 4.5 | 0.6 | 5 | 16 | 5.8 | 33-1 | 8.6 | .594 | .000 | .500 | 2.2 | 0.3 | 6 | 21 | 3.0 |
| DENG, Majok | 10-0 | 2.6 | .000 | .000 | .750 | 0.7 | 0.1 | 0 | 0 | 0.3 | 38-3 | 6.8 | .277 | .190 | .714 | 1.2 | 0.2 | 6 | 1 | 1.8 |
| GASSAMA, Aladji | 3-0 | 1.8 | .667 | .000 | .000 | 0.3 | 0.0 | 0 | 1 | 1.3 | 3-0 | 1.8 | .667 | .000 | .000 | 0.3 | 0.0 | 0 | 1 | 1.3 |
| JORDAN, Paul | 6-0 | 1.9 | .000 | .000 | .000 | 0.3 | 0.0 | 0 | 0 | 0.0 | 6-0 | 1.9 | .000 | .000 | .000 | 0.3 | 0.0 | 0 | 0 | 0.0 |
| LEWIS, Maxwell | 25-25 | 32.0 | .488 | .366 | .841 | 5.9 | 2.8 | 24 | 20 | 18.4 | 46-27 | 26.3 | .464 | .365 | .830 | 4.7 | 2.1 | 48 | 31 | 15.1 |
| MALLETTE, Houston | 25-25 | 34.3 | .404 | .345 | .803 | 3.9 | 2.6 | 24 | 2 | 13.2 | 57-54 | 32.8 | .425 | .366 | .788 | 3.6 | 2.2 | 45 | 9 | 13.5 |
| MITCHELL JR., Mike | 25-25 | 34.0 | .414 | .430 | .722 | 4.0 | 4.8 | 28 | 2 | 11.1 | 57-57 | 33.6 | .395 | .415 | .707 | 4.0 | 4.8 | 60 | 8 | 10.0 |
| MOORE, Malik | 25-1 | 23.3 | .420 | .419 | .741 | 2.0 | 1.8 | 14 | 1 | 4.7 | 25-1 | 23.3 | .420 | .419 | .741 | 2.0 | 1.8 | 14 | 1 | 4.7 |
| PITRE, Jalen | 19-0 | 13.1 | .623 | .333 | .462 | 3.3 | 0.3 | 4 | 6 | 4.4 | 19-0 | 13.1 | .623 | .333 | .462 | 3.3 | 0.3 | 4 | 6 | 4.4 |
| PORTER, Jevon | 25-25 | 27.6 | .473 | .338 | .683 | 7.2 | 0.8 | 21 | 24 | 11.0 | 25-25 | 27.6 | .473 | .338 | .683 | 7.2 | 0.8 | 21 | 24 | 11.0 |
| YOON, Jay | 9-0 | 1.9 | .500 | .000 | .000 | 0.3 | 0.0 | 1 | 0 | 0.4 | 47-4 | 4.6 | .362 | .250 | .692 | 0.6 | 0.3 | 5 | 1 | 1.0 |
| ZIDEK, Jan | 21-0 | 16.3 | .355 | .242 | .704 | 1.9 | 0.7 | 7 | 2 | 5.8 | 87-37 | 20.8 | .416 | .310 | .830 | 2.8 | 0.8 | 22 | 3 | 9.2 |

Scoring

| Player | Season Statistics | | | | | | | | | Career Statistics | | | | | | | | |
|---------------------|-------------------|------|----------|------|--------|------|-----|-------|--|-------------------|------|----------|------|---------|------|-----|-------|--|
| | FG-FGA | FG% | 3FG-3FGA | 3FG% | FT-FTA | FT% | PTS | PTS/G | | FG-FGA | FG% | 3FG-3FGA | 3FG% | FT-FTA | FT% | PTS | PTS/G | |
| BASHAM, Carson | 78-135 | .578 | 0-0 | .000 | 34-62 | .548 | 190 | 7.9 | | 127-222 | .572 | 0-0 | .000 | 44-87 | .506 | 298 | 6.0 | |
| COULIBALY, Boubacar | 28-50 | .560 | 0-0 | .000 | 13-28 | .464 | 69 | 5.8 | | 41-69 | .594 | 0-0 | .000 | 17-34 | .500 | 99 | 3.0 | |
| DENG, Majok | 0-5 | .000 | 0-3 | .000 | 3-4 | .750 | 3 | 0.3 | | 23-83 | .277 | 11-58 | .190 | 10-14 | .714 | 67 | 1.8 | |
| GASSAMA, Aladji | 2-3 | .667 | 0-1 | .000 | 0-0 | .000 | 4 | 1.3 | | 2-3 | .667 | 0-1 | .000 | 0-0 | .000 | 4 | 1.3 | |
| JORDAN, Paul | 0-1 | .000 | 0-1 | .000 | 0-0 | .000 | 0 | 0.0 | | 0-1 | .000 | 0-1 | .000 | 0-0 | .000 | 0 | 0.0 | |
| LEWIS, Maxwell | 165-338 | .488 | 41-112 | .366 | 90-107 | .841 | 461 | 18.4 | | 246-530 | .464 | 74-203 | .365 | 127-153 | .830 | 693 | 15.1 | |
| MALLETTE, Houston | 113-280 | .404 | 48-139 | .345 | 57-71 | .803 | 331 | 13.2 | | 270-636 | .425 | 119-325 | .366 | 108-137 | .788 | 767 | 13.5 | |
| MITCHELL JR., Mike | 103-249 | .414 | 58-135 | .430 | 13-18 | .722 | 277 | 11.1 | | 213-539 | .395 | 114-275 | .415 | 29-41 | .707 | 569 | 10.0 | |
| MOORE, Malik | 42-100 | .420 | 13-31 | .419 | 20-27 | .741 | 117 | 4.7 | | 42-100 | .420 | 13-31 | .419 | 20-27 | .741 | 117 | 4.7 | |
| PITRE, Jalen | 38-61 | .623 | 1-3 | .333 | 6-13 | .462 | 83 | 4.4 | | 38-61 | .623 | 1-3 | .333 | 6-13 | .462 | 83 | 4.4 | |
| PORTER, Jevon | 105-222 | .473 | 25-74 | .338 | 41-60 | .683 | 276 | 11.0 | | 105-222 | .473 | 25-74 | .338 | 41-60 | .683 | 276 | 11.0 | |
| YOON, Jay | 2-4 | .500 | 0-1 | .000 | 0-2 | .000 | 4 | 0.4 | | 17-47 | .362 | 4-16 | .250 | 9-13 | .692 | 47 | 1.0 | |
| ZIDEK, Jan | 43-121 | .355 | 16-66 | .242 | 19-27 | .704 | 121 | 5.8 | | 283-681 | .416 | 104-335 | .310 | 127-153 | .830 | 797 | 9.2 | |

Totals

| Player | Season Statistics | | | | | | | | | Career Statistics | | | | | | | | |
|---------------------|-------------------|-------|-------|----|----|-----|----|------|--|-------------------|-------|-------|-----|----|-----|-----|------|--|
| | O-REB | D-REB | TOTAL | PF | FO | A | TO | A/TO | | O-REB | D-REB | TOTAL | PF | FO | A | TO | A/TO | |
| BASHAM, Carson | 46 | 62 | 108 | 60 | 3 | 28 | 27 | 1.0 | | 63 | 115 | 178 | 101 | 4 | 40 | 48 | 0.8 | |
| COULIBALY, Boubacar | 14 | 40 | 54 | 26 | 0 | 7 | 14 | 0.5 | | 22 | 51 | 73 | 36 | 0 | 10 | 19 | 0.5 | |
| DENG, Majok | 1 | 6 | 7 | 1 | 0 | 1 | 3 | 0.3 | | 10 | 35 | 45 | 26 | 0 | 6 | 8 | 0.8 | |
| GASSAMA, Aladji | 0 | 1 | 1 | 1 | 0 | 0 | 0 | 0.0 | | 0 | 1 | 1 | 1 | 0 | 0 | 0 | 0.0 | |
| JORDAN, Paul | 0 | 2 | 2 | 2 | 0 | 0 | 0 | 0.0 | | 0 | 2 | 2 | 2 | 0 | 0 | 0 | 0.0 | |
| LEWIS, Maxwell | 32 | 116 | 148 | 69 | 4 | 70 | 75 | 0.9 | | 52 | 164 | 216 | 113 | 5 | 95 | 122 | 0.8 | |
| MALLETTE, Houston | 3 | 95 | 98 | 49 | 0 | 64 | 37 | 1.7 | | 11 | 194 | 205 | 119 | 1 | 124 | 79 | 1.6 | |
| MITCHELL JR., Mike | 20 | 81 | 101 | 51 | 1 | 119 | 76 | 1.6 | | 52 | 175 | 227 | 110 | 1 | 275 | 170 | 1.6 | |
| MOORE, Malik | 2 | 48 | 50 | 41 | 1 | 46 | 34 | 1.4 | | 2 | 48 | 50 | 41 | 1 | 46 | 34 | 1.4 | |
| PITRE, Jalen | 25 | 37 | 62 | 34 | 0 | 5 | 12 | 0.4 | | 25 | 37 | 62 | 34 | 0 | 5 | 12 | 0.4 | |
| PORTER, Jevon | 51 | 128 | 179 | 79 | 5 | 20 | 49 | 0.4 | | 51 | 128 | 179 | 79 | 5 | 20 | 49 | 0.4 | |
| YOON, Jay | 0 | 3 | 3 | 2 | 0 | 0 | 1 | 0.0 | | 4 | 26 | 30 | 21 | 0 | 13 | 7 | 1.9 | |
| ZIDEK, Jan | 9 | 31 | 40 | 24 | 0 | 14 | 19 | 0.7 | | 63 | 181 | 244 | 121 | 1 | 68 | 82 | 0.8 | |

GAME-BY-GAME STATISTICS



2022-23 Pepperdine Men's Basketball Points-rebounds-assists All games

Page 1/2
as of Feb 06, 2023

| Opponent | Date | Score | | 0 | 1 | 2 | 3 | 5 | 10 | 11 | 12 | 14 | 22 | 24 |
|----------------------|------------|--------|------|-----------------------|------------|------------|----------|------------|------------|------------|------------|------------|------------|---------|
| | | | | MALLETTE,H MITCHELL,J | PITRE,JALE | MOORE,MALI | YOON,JAY | JORDAN,PAU | BASHAM,CAR | COULIBALY, | PORTER,JEV | DENG,MAJOK | LEWIS,MAXW | |
| Rice | 11/07/2022 | 106-67 | W | 22-5-5 | 14-1-8 | 2-2-0 | 5-3-2 | 2-0-0 | 0-0-0 | 8-4-1 | 6-3-0 | 16-7-4 | 0-3-0 | 29-6-5 |
| at Cal St. Fullerton | 11/11/2022 | 71-74 | L | 7-3-2 | 15-2-2 | DNP | 0-1-0 | DNP | DNP | 8-4-1 | 6-4-0 | 12-10-0 | DNP | 15-9-3 |
| Alabama St. | 11/13/2022 | 91-62 | W | 14-6-4 | 23-2-5 | 4-2-0 | 3-2-3 | 0-1-0 | 0-1-0 | 8-4-2 | 6-7-1 | 6-10-1 | 0-1-0 | 12-2-5 |
| Vanguard | 11/15/2022 | 94-80 | W | 12-3-7 | 14-7-5 | 0-0-0 | 4-5-3 | 0-1-0 | 0-1-0 | 4-4-1 | 9-4-1 | 23-8-0 | 2-3-0 | 21-9-5 |
| UC Irvine | 11/19/2022 | 64-55 | W | 20-8-0 | 5-1-5 | DNP | 7-3-2 | DNP | DNP | 1-0-1 | 8-6-1 | 7-9-0 | DNP | 9-3-1 |
| at UCLA | 11/23/2022 | 53-100 | L | 15-8-2 | 6-1-2 | 0-1-0 | 1-1-3 | DNP | DNP | DNP | 6-2-1 | 2-3-0 | 0-0-0 | 10-6-0 |
| Northern Ariz. | 12/03/2022 | 88-69 | W | 16-6-5 | 17-1-4 | 6-6-0 | 5-2-5 | 0-0-0 | 0-0-0 | 11-9-3 | DNP | 3-4-1 | 0-0-0 | 30-6-1 |
| Nevada | 12/06/2022 | 77-85 | L | 15-4-1 | 18-4-2 | DNP | 7-1-0 | 0-0-0 | DNP | 0-1-2 | 7-8-1 | 7-10-1 | DNP | 18-4-1 |
| UC Santa Barbara | 12/10/2022 | 64-67 | Lot | 9-4-3 | 0-7-3 | DNP | 3-2-1 | DNP | DNP | 7-5-0 | 9-9-0 | 10-4-0 | DNP | 24-8-4 |
| at Grand Canyon | 12/17/2022 | 73-83 | Lot | 19-0-2 | 4-8-7 | DNP | 6-2-0 | DNP | DNP | 13-7-0 | 1-5-0 | 15-10-0 | DNP | 9-7-1 |
| Cal State LA | 12/19/2022 | 92-69 | W | 5-3-8 | 9-9-11 | 6-2-0 | 4-2-3 | DNP | 0-0-0 | 8-7-0 | 11-4-2 | 13-6-2 | 0-0-0 | 26-4-5 |
| at Hawaii | 12/22/2022 | 70-76 | L | 15-2-2 | 9-6-1 | DNP | 8-1-0 | DNP | DNP | 2-2-0 | 0-1-0 | 10-3-1 | DNP | 23-7-2 |
| vs George Washington | 12/23/2022 | 81-70 | W | 15-1-1 | 13-6-3 | 11-6-1 | 0-2-2 | DNP | DNP | 2-4-2 | 0-1-0 | 18-14-0 | DNP | 22-4-5 |
| vs Iona | 12/25/2022 | 66-76 | L | 4-3-3 | 5-4-7 | 11-6-0 | 2-2-1 | DNP | DNP | 8-3-2 | DNP | 5-7-0 | DNP | 23-8-0 |
| at Gonzaga | 12/31/2022 | 88-111 | L | 11-3-3 | 13-6-7 | 2-6-0 | 5-0-0 | 0-0-0 | 0-0-0 | 17-4-0 | DNP | 17-7-0 | 1-0-0 | 20-5-5 |
| Santa Clara | 01/05/2023 | 79-89 | L | 18-3-2 | 7-3-2 | 9-5-1 | 3-3-2 | DNP | DNP | 5-5-2 | DNP | 17-6-1 | DNP | 20-3-4 |
| Pacific | 01/07/2023 | 75-80 | L | 9-1-0 | 8-6-9 | 6-10-0 | 3-2-0 | DNP | DNP | 12-2-0 | DNP | 7-5-0 | 0-0-0 | 30-14-2 |
| at San Diego | 01/12/2023 | 89-92 | L | 7-6-0 | 19-4-5 | 2-1-1 | 11-4-2 | DNP | DNP | 15-8-4 | DNP | 21-4-1 | DNP | 13-4-1 |
| at BYU | 01/14/2023 | 81-91 | L | 19-2-1 | 12-2-4 | 4-2-0 | 3-2-2 | DNP | DNP | 0-5-2 | DNP | 11-4-0 | 0-0-1 | 18-1-2 |
| Saint Mary's (CA) | 01/19/2023 | 44-73 | L | 15-5-1 | 0-5-5 | 2-0-0 | 0-0-2 | 0-0-0 | DNP | 6-5-0 | DNP | 6-4-0 | 0-0-0 | 5-5-1 |
| at Portland | 01/21/2023 | 76-91 | L | 15-5-2 | 6-3-5 | 2-2-0 | 5-0-2 | DNP | DNP | 11-3-0 | DNP | 14-10-1 | DNP | 18-7-6 |
| San Diego | 01/26/2023 | 78-87 | L | 8-5-1 | 20-2-7 | 6-2-0 | 9-2-4 | DNP | DNP | 18-7-3 | DNP | 0-4-0 | DNP | 15-7-3 |
| at LMU (CA) | 01/28/2023 | 70-84 | L | 10-2-3 | 13-0-4 | 4-5-1 | 7-3-1 | DNP | DNP | 2-1-1 | DNP | 6-8-1 | DNP | 21-7-1 |
| at Pacific | 02/02/2023 | 72-81 | L | 6-7-1 | 16-5-1 | 4-3-0 | 10-4-5 | 0-1-0 | DNP | 6-5-0 | DNP | 12-11-1 | DNP | 18-5-3 |
| Portland | 02/04/2023 | 94-93 | Wot2 | 25-3-5 | 11-6-5 | 2-1-1 | 6-1-1 | 2-0-0 | DNP | 18-9-1 | DNP | 18-11-5 | DNP | 12-7-4 |
| Opponent | Date | Score | | 31 | 35 | | | | | | | | | |
| | | | | ZIDEK,JAN | GASSAMA,AL | | | | | | | | | |
| Rice | 11/07/2022 | 106-67 | W | 2-2-0 | DNP | | | | | | | | | |
| at Cal St. Fullerton | 11/11/2022 | 71-74 | L | 8-3-0 | DNP | | | | | | | | | |
| Alabama St. | 11/13/2022 | 91-62 | W | 15-3-2 | DNP | | | | | | | | | |
| Vanguard | 11/15/2022 | 94-80 | W | 5-1-1 | DNP | | | | | | | | | |
| UC Irvine | 11/19/2022 | 64-55 | W | 7-2-2 | DNP | | | | | | | | | |
| at UCLA | 11/23/2022 | 53-100 | L | 13-2-1 | DNP | | | | | | | | | |
| Northern Ariz. | 12/03/2022 | 88-69 | W | DNP | DNP | | | | | | | | | |
| Nevada | 12/06/2022 | 77-85 | L | 5-1-0 | DNP | | | | | | | | | |
| UC Santa Barbara | 12/10/2022 | 64-67 | Lot | 2-3-0 | DNP | | | | | | | | | |
| at Grand Canyon | 12/17/2022 | 73-83 | Lot | 6-3-2 | DNP | | | | | | | | | |
| Cal State LA | 12/19/2022 | 92-69 | W | 10-5-0 | DNP | | | | | | | | | |
| at Hawaii | 12/22/2022 | 70-76 | L | 3-1-0 | DNP | | | | | | | | | |
| vs George Washington | 12/23/2022 | 81-70 | W | 0-0-1 | DNP | | | | | | | | | |
| vs Iona | 12/25/2022 | 66-76 | L | 8-1-0 | DNP | | | | | | | | | |
| at Gonzaga | 12/31/2022 | 88-111 | L | 2-1-0 | DNP | | | | | | | | | |
| Santa Clara | 01/05/2023 | 79-89 | L | DNP | DNP | | | | | | | | | |
| Pacific | 01/07/2023 | 75-80 | L | DNP | DNP | | | | | | | | | |
| at San Diego | 01/12/2023 | 89-92 | L | 1-1-1 | DNP | | | | | | | | | |
| at BYU | 01/14/2023 | 81-91 | L | 14-3-3 | DNP | | | | | | | | | |
| Saint Mary's (CA) | 01/19/2023 | 44-73 | L | 6-1-0 | 4-1-0 | | | | | | | | | |
| at Portland | 01/21/2023 | 76-91 | L | 5-2-0 | DNP | | | | | | | | | |
| San Diego | 01/26/2023 | 78-87 | L | 2-3-1 | DNP | | | | | | | | | |
| at LMU (CA) | 01/28/2023 | 70-84 | L | 7-1-0 | 0-0-0 | | | | | | | | | |
| at Pacific | 02/02/2023 | 72-81 | L | 0-1-0 | 0-0-0 | | | | | | | | | |
| Portland | 02/04/2023 | 94-93 | Wot2 | DNP | DNP | | | | | | | | | |

GAME-BY-GAME STATISTICS



2022-23 Pepperdine Men's Basketball Team Game-by-Game All games

Page 1/1
as of Feb 06, 2023

| | | | | Total | | 3-Pointers | | Free throws | | Rebounds | | | | | | | | | | | |
|----------------------|------------|--------|------|--------|------|------------|------|-------------|------|----------|-----|-----|------|----|----|----|-----|-----|-----|-------|--|
| Opponent | Date | Score | | FG-FGA | PCT | 3FG-3FGA | PCT | FT-FTA | PCT | OFF | DEF | TOT | AVG | PF | A | TO | BLK | STL | PTS | AVG | |
| Rice | 11/07/2022 | 106-67 | W | 44-70 | .629 | 15-30 | .500 | 3-4 | .750 | 5 | 36 | 41 | 41.0 | 20 | 25 | 13 | 4 | 8 | 106 | 106.0 | |
| at Cal St. Fullerton | 11/11/2022 | 71-74 | L | 26-55 | .473 | 7-21 | .333 | 12-15 | .800 | 11 | 27 | 38 | 39.5 | 18 | 8 | 17 | 8 | 4 | 71 | 88.5 | |
| Alabama St. | 11/13/2022 | 91-62 | W | 33-63 | .524 | 13-27 | .481 | 12-19 | .632 | 9 | 36 | 45 | 41.3 | 15 | 23 | 9 | 9 | 6 | 91 | 89.3 | |
| Vanguard | 11/15/2022 | 94-80 | W | 34-59 | .576 | 13-26 | .500 | 13-18 | .722 | 8 | 39 | 47 | 42.8 | 15 | 23 | 19 | 4 | 1 | 94 | 90.5 | |
| UC Irvine | 11/19/2022 | 64-55 | W | 19-49 | .388 | 6-14 | .429 | 20-29 | .690 | 3 | 32 | 35 | 41.2 | 17 | 12 | 12 | 8 | 6 | 64 | 85.2 | |
| at UCLA | 11/23/2022 | 53-100 | L | 21-60 | .350 | 7-31 | .226 | 4-7 | .571 | 7 | 19 | 26 | 38.7 | 16 | 9 | 17 | 1 | 5 | 53 | 79.8 | |
| Northern Ariz. | 12/03/2022 | 88-69 | W | 33-63 | .524 | 12-24 | .500 | 10-17 | .588 | 8 | 26 | 34 | 38.0 | 20 | 19 | 8 | 4 | 8 | 88 | 81.0 | |
| Nevada | 12/06/2022 | 77-85 | L | 25-65 | .385 | 14-28 | .500 | 13-15 | .867 | 11 | 26 | 37 | 37.9 | 19 | 8 | 13 | 2 | 6 | 77 | 80.5 | |
| UC Santa Barbara | 12/10/2022 | 64-67 | Lot | 23-63 | .365 | 8-26 | .308 | 10-14 | .714 | 12 | 32 | 44 | 38.6 | 14 | 11 | 20 | 10 | 8 | 64 | 78.7 | |
| at Grand Canyon | 12/17/2022 | 73-83 | Lot | 27-78 | .346 | 4-23 | .174 | 15-23 | .652 | 20 | 27 | 47 | 39.4 | 26 | 12 | 13 | 6 | 5 | 73 | 78.1 | |
| Cal State LA | 12/19/2022 | 92-69 | W | 36-59 | .610 | 11-21 | .524 | 9-16 | .563 | 8 | 35 | 43 | 39.7 | 16 | 31 | 18 | 3 | 8 | 92 | 79.4 | |
| at Hawaii | 12/22/2022 | 70-76 | L | 24-55 | .436 | 4-15 | .267 | 18-20 | .900 | 6 | 17 | 23 | 38.3 | 18 | 6 | 14 | 6 | 9 | 70 | 78.6 | |
| vs George Washington | 12/23/2022 | 81-70 | W | 33-61 | .541 | 8-24 | .333 | 7-12 | .583 | 9 | 31 | 40 | 38.5 | 15 | 15 | 18 | 3 | 5 | 81 | 78.8 | |
| vs Iona | 12/25/2022 | 66-76 | L | 24-62 | .387 | 5-24 | .208 | 13-21 | .619 | 11 | 25 | 36 | 38.3 | 14 | 13 | 12 | 0 | 3 | 66 | 77.9 | |
| at Gonzaga | 12/31/2022 | 88-111 | L | 35-67 | .522 | 6-15 | .400 | 12-16 | .750 | 7 | 27 | 34 | 38.0 | 14 | 15 | 17 | 5 | 5 | 88 | 78.5 | |
| Santa Clara | 01/05/2023 | 79-89 | L | 30-63 | .476 | 8-17 | .471 | 11-15 | .733 | 6 | 26 | 32 | 37.6 | 15 | 14 | 11 | 2 | 2 | 79 | 78.6 | |
| Pacific | 01/07/2023 | 75-80 | L | 24-62 | .387 | 6-17 | .353 | 21-29 | .724 | 13 | 30 | 43 | 37.9 | 20 | 11 | 15 | 3 | 6 | 75 | 78.4 | |
| at San Diego | 01/12/2023 | 89-92 | L | 36-64 | .563 | 8-21 | .381 | 9-20 | .450 | 10 | 24 | 34 | 37.7 | 16 | 15 | 14 | 5 | 7 | 89 | 78.9 | |
| at BYU | 01/14/2023 | 81-91 | L | 31-60 | .517 | 6-18 | .333 | 13-18 | .722 | 6 | 18 | 24 | 37.0 | 20 | 15 | 12 | 0 | 8 | 81 | 79.1 | |
| Saint Mary's (CA) | 01/19/2023 | 44-73 | L | 16-53 | .302 | 3-14 | .214 | 9-12 | .750 | 5 | 22 | 27 | 36.5 | 8 | 9 | 14 | 3 | 8 | 44 | 77.3 | |
| at Portland | 01/21/2023 | 76-91 | L | 30-63 | .476 | 9-24 | .375 | 7-14 | .500 | 14 | 21 | 35 | 36.4 | 18 | 16 | 14 | 2 | 7 | 76 | 77.2 | |
| San Diego | 01/26/2023 | 78-87 | L | 28-73 | .384 | 9-34 | .265 | 13-14 | .929 | 13 | 20 | 33 | 36.3 | 23 | 19 | 11 | 4 | 6 | 78 | 77.3 | |
| at LMU (CA) | 01/28/2023 | 70-84 | L | 23-60 | .383 | 6-20 | .300 | 18-19 | .947 | 5 | 24 | 29 | 36.0 | 20 | 12 | 10 | 3 | 5 | 70 | 77.0 | |
| at Pacific | 02/02/2023 | 72-81 | L | 29-63 | .460 | 6-26 | .231 | 8-9 | .889 | 10 | 33 | 43 | 36.3 | 15 | 11 | 16 | 5 | 2 | 72 | 76.8 | |
| Portland | 02/04/2023 | 94-93 | Wot2 | 35-79 | .443 | 8-26 | .308 | 16-23 | .696 | 19 | 27 | 46 | 36.6 | 27 | 22 | 18 | 4 | 5 | 94 | 77.4 | |

GAME-BY-GAME STATISTICS



2022-23 Pepperdine Men's Basketball Opponents Game-by-Game All games

Page 1/1
as of Feb 06, 2023

| Opponent | Date | Score | | Total | | 3-Pointers | | Free throws | | Rebounds | | | | PF | A | TO | BLK | STL | PTS | AVG |
|----------------------|------------|--------|------|--------|------|------------|------|-------------|-------|----------|-----|-----|------|----|----|----|-----|-----|-----|------|
| | | | | FG-FGA | PCT | 3FG-3FGA | PCT | FT-FTA | PCT | OFF | DEF | TOT | AVG | | | | | | | |
| Rice | 11/07/2022 | 106-67 | W | 24-63 | .381 | 10-32 | .313 | 9-22 | .409 | 9 | 22 | 31 | 31.0 | 12 | 17 | 14 | 2 | 7 | 67 | 67.0 |
| at Cal St. Fullerton | 11/11/2022 | 71-74 | L | 26-68 | .382 | 8-22 | .364 | 14-17 | .824 | 16 | 17 | 33 | 32.0 | 16 | 15 | 8 | 2 | 8 | 74 | 70.5 |
| Alabama St. | 11/13/2022 | 91-62 | W | 23-69 | .333 | 5-14 | .357 | 11-16 | .688 | 12 | 25 | 37 | 33.7 | 18 | 10 | 12 | 3 | 5 | 62 | 67.7 |
| Vanguard | 11/15/2022 | 94-80 | W | 30-74 | .405 | 7-22 | .318 | 13-18 | .722 | 8 | 21 | 29 | 32.5 | 19 | 17 | 5 | 1 | 11 | 80 | 70.8 |
| UC Irvine | 11/19/2022 | 64-55 | W | 19-67 | .284 | 5-23 | .217 | 12-17 | .706 | 19 | 33 | 52 | 36.4 | 24 | 10 | 15 | 1 | 5 | 55 | 67.6 |
| at UCLA | 11/23/2022 | 53-100 | L | 37-67 | .552 | 10-20 | .500 | 16-20 | .800 | 13 | 31 | 44 | 37.7 | 15 | 17 | 9 | 0 | 8 | 100 | 73.0 |
| Northern Ariz. | 12/03/2022 | 88-69 | W | 24-61 | .393 | 7-23 | .304 | 14-21 | .667 | 13 | 25 | 38 | 37.7 | 15 | 11 | 14 | 0 | 6 | 69 | 72.4 |
| Nevada | 12/06/2022 | 77-85 | L | 29-61 | .475 | 7-21 | .333 | 20-24 | .833 | 8 | 31 | 39 | 37.9 | 18 | 8 | 10 | 3 | 6 | 85 | 74.0 |
| UC Santa Barbara | 12/10/2022 | 64-67 | Lot | 28-66 | .424 | 2-13 | .154 | 9-13 | .692 | 8 | 30 | 38 | 37.9 | 15 | 10 | 15 | 5 | 18 | 67 | 73.2 |
| at Grand Canyon | 12/17/2022 | 73-83 | Lot | 26-63 | .413 | 4-19 | .211 | 27-36 | .750 | 15 | 35 | 50 | 39.1 | 21 | 16 | 13 | 4 | 5 | 83 | 74.2 |
| Cal State LA | 12/19/2022 | 92-69 | W | 24-64 | .375 | 11-34 | .324 | 10-15 | .667 | 6 | 17 | 23 | 37.6 | 17 | 18 | 12 | 3 | 8 | 69 | 73.7 |
| at Hawaii | 12/22/2022 | 70-76 | L | 25-55 | .455 | 9-20 | .450 | 17-25 | .680 | 14 | 25 | 39 | 37.8 | 17 | 7 | 19 | 2 | 6 | 76 | 73.9 |
| vs George Washington | 12/23/2022 | 81-70 | W | 27-62 | .435 | 2-11 | .182 | 14-17 | .824 | 6 | 20 | 26 | 36.8 | 17 | 7 | 13 | 1 | 7 | 70 | 73.6 |
| vs Iona | 12/25/2022 | 66-76 | L | 31-63 | .492 | 7-21 | .333 | 7-12 | .583 | 9 | 29 | 38 | 36.9 | 17 | 16 | 14 | 0 | 6 | 76 | 73.8 |
| at Gonzaga | 12/31/2022 | 88-111 | L | 47-77 | .610 | 10-22 | .455 | 7-14 | .500 | 9 | 26 | 35 | 36.8 | 17 | 25 | 11 | 0 | 9 | 111 | 76.3 |
| Santa Clara | 01/05/2023 | 79-89 | L | 35-73 | .479 | 8-22 | .364 | 11-19 | .579 | 16 | 30 | 46 | 37.4 | 16 | 13 | 9 | 0 | 6 | 89 | 77.1 |
| Pacific | 01/07/2023 | 75-80 | L | 28-61 | .459 | 10-26 | .385 | 14-22 | .636 | 8 | 28 | 36 | 37.3 | 19 | 9 | 13 | 3 | 7 | 80 | 77.2 |
| at San Diego | 01/12/2023 | 89-92 | L | 36-68 | .529 | 7-19 | .368 | 13-19 | .684 | 11 | 26 | 37 | 37.3 | 18 | 22 | 13 | 3 | 8 | 92 | 78.1 |
| at BYU | 01/14/2023 | 81-91 | L | 29-57 | .509 | 8-22 | .364 | 25-32 | .781 | 13 | 27 | 40 | 37.4 | 17 | 18 | 14 | 6 | 7 | 91 | 78.7 |
| Saint Mary's (CA) | 01/19/2023 | 44-73 | L | 28-63 | .444 | 11-29 | .379 | 6-6 | 1.000 | 12 | 33 | 45 | 37.8 | 14 | 18 | 14 | 4 | 8 | 73 | 78.5 |
| at Portland | 01/21/2023 | 76-91 | L | 31-55 | .564 | 14-24 | .583 | 15-18 | .833 | 4 | 21 | 25 | 37.2 | 17 | 21 | 11 | 2 | 7 | 91 | 79.0 |
| San Diego | 01/26/2023 | 78-87 | L | 31-58 | .534 | 6-17 | .353 | 19-26 | .731 | 10 | 32 | 42 | 37.4 | 13 | 9 | 18 | 1 | 5 | 87 | 79.4 |
| at LMU (CA) | 01/28/2023 | 70-84 | L | 28-57 | .491 | 13-23 | .565 | 15-26 | .577 | 10 | 32 | 42 | 37.6 | 21 | 18 | 16 | 6 | 5 | 84 | 79.6 |
| at Pacific | 02/02/2023 | 72-81 | L | 30-73 | .411 | 7-24 | .292 | 14-19 | .737 | 14 | 24 | 38 | 37.6 | 16 | 14 | 5 | 1 | 9 | 81 | 79.7 |
| Portland | 02/04/2023 | 94-93 | Wot2 | 28-66 | .424 | 6-21 | .286 | 31-40 | .775 | 15 | 28 | 43 | 37.8 | 25 | 11 | 17 | 2 | 7 | 93 | 80.2 |

TEAM GAME HIGHS/LOWS



2022-23 Pepperdine Men's Basketball
Team High/Low Analysis
All games

Page 1/4
as of Feb 06, 2023

Pepperdine - Game Highs

| | | |
|-----------------------|--------------|--------------------------------|
| POINTS | 106 | Rice (11/07/2022) |
| | 94 | Portland (02/04/2023) |
| | 94 | Vanguard (11/15/2022) |
| | 92 | Cal State LA (12/19/2022) |
| | 91 | Alabama St. (11/13/2022) |
| FIELD GOALS MADE | 44 | Rice (11/07/2022) |
| | 36 | at San Diego (01/12/2023) |
| | 36 | Cal State LA (12/19/2022) |
| FIELD GOAL ATTEMPTS | 79 | Portland (02/04/2023) |
| | 78 | at Grand Canyon (12/17/2022) |
| FIELD GOAL PERCENTAGE | .629 (44-70) | Rice (11/07/2022) |
| | .610 (36-59) | Cal State LA (12/19/2022) |
| 3 PT FG MADE | 15 | Rice (11/07/2022) |
| | 14 | Nevada (12/06/2022) |
| 3 PT FG ATTEMPTS | 34 | San Diego (01/26/2023) |
| | 31 | at UCLA (11/23/2022) |
| 3 PT FG PERCENTAGE | .524 (11-21) | Cal State LA (12/19/2022) |
| | .500 (15-30) | Rice (11/07/2022) |
| | .500 (14-28) | Nevada (12/06/2022) |
| | .500 (13-26) | Vanguard (11/15/2022) |
| | .500 (12-24) | Northern Ariz. (12/03/2022) |
| FREE THROWS MADE | 21 | Pacific (01/07/2023) |
| | 20 | UC Irvine (11/19/2022) |
| FREE THROW ATTEMPTS | 29 | Pacific (01/07/2023) |
| | 29 | UC Irvine (11/19/2022) |
| FREE THROW PERCENTAGE | .947 (18-19) | at LMU (CA) (01/28/2023) |
| | .929 (13-14) | San Diego (01/26/2023) |
| REBOUNDS | 47 | at Grand Canyon (12/17/2022) |
| | 47 | Vanguard (11/15/2022) |
| ASSISTS | 31 | Cal State LA (12/19/2022) |
| | 25 | Rice (11/07/2022) |
| STEALS | 9 | at Hawaii (12/22/2022) |
| | 8 | Saint Mary's (CA) (01/19/2023) |
| | 8 | at BYU (01/14/2023) |
| | 8 | Cal State LA (12/19/2022) |
| | 8 | UC Santa Barbara (12/10/2022) |
| | 8 | Northern Ariz. (12/03/2022) |
| | 8 | Rice (11/07/2022) |
| BLOCKED SHOTS | 10 | UC Santa Barbara (12/10/2022) |
| | 9 | Alabama St. (11/13/2022) |
| TURNOVERS | 20 | UC Santa Barbara (12/10/2022) |
| | 19 | Vanguard (11/15/2022) |
| FOULS | 27 | Portland (02/04/2023) |
| | 26 | at Grand Canyon (12/17/2022) |



2022-23 Pepperdine Men's Basketball
Team High/Low Analysis
All games

Page 3/4
as of Feb 06, 2023

Pepperdine - Game Lows

| | | |
|-----------------------|--------------|-----------------------------------|
| POINTS | 44 | Saint Mary's (CA) (01/19/2023) |
| | 53 | at UCLA (11/23/2022) |
| | 64 | UC Santa Barbara (12/10/2022) |
| | 64 | UC Irvine (11/19/2022) |
| | 66 | vs Iona (N) (12/25/2022) |
| FIELD GOALS MADE | 16 | Saint Mary's (CA) (01/19/2023) |
| | 19 | UC Irvine (11/19/2022) |
| FIELD GOAL ATTEMPTS | 49 | UC Irvine (11/19/2022) |
| | 53 | Saint Mary's (CA) (01/19/2023) |
| FIELD GOAL PERCENTAGE | .302 (16-53) | Saint Mary's (CA) (01/19/2023) |
| | .346 (27-78) | at Grand Canyon (12/17/2022) |
| 3 PT FG MADE | 3 | Saint Mary's (CA) (01/19/2023) |
| | 4 | at Hawaii (12/22/2022) |
| | 4 | at Grand Canyon (12/17/2022) |
| 3 PT FG ATTEMPTS | 14 | Saint Mary's (CA) (01/19/2023) |
| | 14 | UC Irvine (11/19/2022) |
| 3 PT FG PERCENTAGE | .174 (4-23) | at Grand Canyon (12/17/2022) |
| | .208 (5-24) | vs Iona (N) (12/25/2022) |
| FREE THROWS MADE | 3 | Rice (11/07/2022) |
| | 4 | at UCLA (11/23/2022) |
| FREE THROW ATTEMPTS | 4 | Rice (11/07/2022) |
| | 7 | at UCLA (11/23/2022) |
| FREE THROW PERCENTAGE | .450 (9-20) | at San Diego (01/12/2023) |
| | .500 (7-14) | at Portland (01/21/2023) |
| REBOUNDS | 23 | at Hawaii (12/22/2022) |
| | 24 | at BYU (01/14/2023) |
| ASSISTS | 6 | at Hawaii (12/22/2022) |
| | 8 | Nevada (12/06/2022) |
| | 8 | at Cal St. Fullerton (11/11/2022) |
| STEALS | 1 | Vanguard (11/15/2022) |
| | 2 | at Pacific (02/02/2023) |
| | 2 | Santa Clara (01/05/2023) |
| BLOCKED SHOTS | 0 | at BYU (01/14/2023) |
| | 0 | vs Iona (N) (12/25/2022) |
| TURNOVERS | 8 | Northern Ariz. (12/03/2022) |
| | 9 | Alabama St. (11/13/2022) |
| FOULS | 8 | Saint Mary's (CA) (01/19/2023) |
| | 14 | at Gonzaga (12/31/2022) |
| | 14 | vs Iona (N) (12/25/2022) |
| | 14 | UC Santa Barbara (12/10/2022) |



2022-23 Pepperdine Men's Basketball
Team High/Low Analysis
All games

Page 2/4
as of Feb 06, 2023

Opponent - Game Highs

| | | |
|-----------------------|--------------|--------------------------------|
| POINTS | 111 | at Gonzaga (12/31/2022) |
| | 100 | at UCLA (11/23/2022) |
| | 93 | Portland (02/04/2023) |
| | 92 | at San Diego (01/12/2023) |
| | 91 | at Portland (01/21/2023) |
| | 91 | at BYU (01/14/2023) |
| FIELD GOALS MADE | 47 | at Gonzaga (12/31/2022) |
| | 37 | at UCLA (11/23/2022) |
| FIELD GOAL ATTEMPTS | 77 | at Gonzaga (12/31/2022) |
| | 74 | Vanguard (11/15/2022) |
| FIELD GOAL PERCENTAGE | .610 (47-77) | at Gonzaga (12/31/2022) |
| | .564 (31-55) | at Portland (01/21/2023) |
| 3 PT FG MADE | 14 | at Portland (01/21/2023) |
| | 13 | at LMU (CA) (01/28/2023) |
| 3 PT FG ATTEMPTS | 34 | Cal State LA (12/19/2022) |
| | 32 | Rice (11/07/2022) |
| 3 PT FG PERCENTAGE | .583 (14-24) | at Portland (01/21/2023) |
| | .565 (13-23) | at LMU (CA) (01/28/2023) |
| FREE THROWS MADE | 31 | Portland (02/04/2023) |
| | 27 | at Grand Canyon (12/17/2022) |
| FREE THROW ATTEMPTS | 40 | Portland (02/04/2023) |
| | 36 | at Grand Canyon (12/17/2022) |
| FREE THROW PERCENTAGE | 1.000 (6-6) | Saint Mary's (CA) (01/19/2023) |
| | .833 (20-24) | Nevada (12/06/2022) |
| | .833 (15-18) | at Portland (01/21/2023) |
| REBOUNDS | 52 | UC Irvine (11/19/2022) |
| | 50 | at Grand Canyon (12/17/2022) |
| ASSISTS | 25 | at Gonzaga (12/31/2022) |
| | 22 | at San Diego (01/12/2023) |
| STEALS | 18 | UC Santa Barbara (12/10/2022) |
| | 11 | Vanguard (11/15/2022) |
| BLOCKED SHOTS | 6 | at LMU (CA) (01/28/2023) |
| | 6 | at BYU (01/14/2023) |
| TURNOVERS | 19 | at Hawaii (12/22/2022) |
| | 18 | San Diego (01/26/2023) |
| FOULS | 25 | Portland (02/04/2023) |
| | 24 | UC Irvine (11/19/2022) |



2022-23 Pepperdine Men's Basketball
Team High/Low Analysis
All games

Page 4/4
as of Feb 06, 2023

Opponent - Game Lows

| | | |
|-----------------------|--------------|---------------------------------------|
| POINTS | 55 | UC Irvine (11/19/2022) |
| | 62 | Alabama St. (11/13/2022) |
| | 67 | UC Santa Barbara (12/10/2022) |
| | 67 | Rice (11/07/2022) |
| | 69 | Cal State LA (12/19/2022) |
| | 69 | Northern Ariz. (12/03/2022) |
| FIELD GOALS MADE | 19 | UC Irvine (11/19/2022) |
| | 23 | Alabama St. (11/13/2022) |
| FIELD GOAL ATTEMPTS | 55 | at Portland (01/21/2023) |
| | 55 | at Hawaii (12/22/2022) |
| FIELD GOAL PERCENTAGE | .284 (19-67) | UC Irvine (11/19/2022) |
| | .333 (23-69) | Alabama St. (11/13/2022) |
| 3 PT FG MADE | 2 | vs George Washington (N) (12/23/2022) |
| | 2 | UC Santa Barbara (12/10/2022) |
| 3 PT FG ATTEMPTS | 11 | vs George Washington (N) (12/23/2022) |
| | 13 | UC Santa Barbara (12/10/2022) |
| 3 PT FG PERCENTAGE | .154 (2-13) | UC Santa Barbara (12/10/2022) |
| | .182 (2-11) | vs George Washington (N) (12/23/2022) |
| FREE THROWS MADE | 6 | Saint Mary's (CA) (01/19/2023) |
| | 7 | at Gonzaga (12/31/2022) |
| | 7 | vs Iona (N) (12/25/2022) |
| FREE THROW ATTEMPTS | 6 | Saint Mary's (CA) (01/19/2023) |
| | 12 | vs Iona (N) (12/25/2022) |
| FREE THROW PERCENTAGE | .409 (9-22) | Rice (11/07/2022) |
| | .500 (7-14) | at Gonzaga (12/31/2022) |
| REBOUNDS | 23 | Cal State LA (12/19/2022) |
| | 25 | at Portland (01/21/2023) |
| ASSISTS | 7 | vs George Washington (N) (12/23/2022) |
| | 7 | at Hawaii (12/22/2022) |
| STEALS | 5 | at LMU (CA) (01/28/2023) |
| | 5 | San Diego (01/26/2023) |
| | 5 | at Grand Canyon (12/17/2022) |
| | 5 | UC Irvine (11/19/2022) |
| | 5 | Alabama St. (11/13/2022) |
| BLOCKED SHOTS | 0 | Santa Clara (01/05/2023) |
| | 0 | at Gonzaga (12/31/2022) |
| | 0 | vs Iona (N) (12/25/2022) |
| | 0 | Northern Ariz. (12/03/2022) |
| | 0 | at UCLA (11/23/2022) |
| TURNOVERS | 5 | at Pacific (02/02/2023) |
| | 5 | Vanguard (11/15/2022) |
| FOULS | 12 | Rice (11/07/2022) |
| | 13 | San Diego (01/26/2023) |

INDIVIDUAL GAME HIGHS



2022-23 Pepperdine Men's Basketball
Player Highs Analysis
All games

Page 1/4
as of Feb 06, 2023



2022-23 Pepperdine Men's Basketball
Player Highs Analysis
All games

Page 3/4
as of Feb 06, 2023

Pepperdine - Individual Game Highs

| | | |
|---|-------|--|
| POINTS | 30 | Maxwell Lewis vs Pacific (01/07/2023) |
| | 30 | Maxwell Lewis vs Northern Ariz. (12/03/2022) |
| | 29 | Maxwell Lewis vs Rice (11/07/2022) |
| | 26 | Maxwell Lewis vs Cal State LA (12/19/2022) |
| | 25 | Houston Mallette vs Portland (02/04/2023) |
| FIELD GOALS MADE | 12 | Maxwell Lewis vs Northern Ariz. (11/15/2022) |
| | 12 | Maxwell Lewis vs Rice (11/07/2022) |
| FIELD GOAL ATTEMPTS | 21 | Maxwell Lewis at Hawaii (12/22/2022) |
| | 20 | Maxwell Lewis vs Pacific (01/07/2023) |
| | 20 | Maxwell Lewis vs Santa Clara (01/05/2023) |
| FIELD GOAL PERCENTAGE (min 5 made) | 1.000 | Maxwell Lewis vs Vanguard (11/15/2022) |
| | 1.000 | Jalen Pitre vs George Washington (N) (12/23/2022) |
| 3 PT FG MADE | 7 | Mike Mitchell Jr. vs Alabama St. (11/13/2022) |
| | 5 | Mike Mitchell Jr. at San Diego (01/12/2023) |
| | 5 | Mike Mitchell Jr. vs Northern Ariz. (12/03/2022) |
| | 5 | Maxwell Lewis vs Rice (11/07/2022) |
| 3 PT FG ATTEMPTS | 10 | Houston Mallette vs San Diego (01/26/2023) |
| | 10 | Mike Mitchell Jr. vs San Diego (01/26/2023) |
| | 10 | Mike Mitchell Jr. vs Vanguard (11/15/2022) |
| | 10 | Mike Mitchell Jr. vs Alabama St. (11/13/2022) |
| | 10 | Houston Mallette vs Alabama St. (11/13/2022) |
| 3 PT FG PERCENTAGE (min 2 made) | 1.000 | Houston Mallette vs UC Irvine (11/19/2022) |
| | 1.000 | Maxwell Lewis vs Vanguard (11/15/2022) |
| | 1.000 | Houston Mallette vs Santa Clara (01/05/2023) |
| | 1.000 | Jan Zidek vs Cal State LA (12/19/2022) |
| | 1.000 | Mike Mitchell Jr. at Cal St. Fullerton (11/11/2022) |
| FREE THROWS MADE | 12 | Maxwell Lewis at LMU (CA) (01/28/2023) |
| | 11 | Maxwell Lewis vs Pacific (01/07/2023) |
| FREE THROW ATTEMPTS | 13 | Maxwell Lewis at LMU (CA) (01/28/2023) |
| | 12 | Maxwell Lewis vs Pacific (01/07/2023) |
| | 12 | Maxwell Lewis vs Iona (N) (12/25/2022) |
| FREE THROW PERCENTAGE (min 3 made) | 1.000 | Maxwell Lewis at Pacific (02/02/2023) |
| | 1.000 | Maxwell Lewis at Cal St. Fullerton (11/11/2022) |
| | 1.000 | Houston Mallette at Hawaii (12/22/2022) |
| | 1.000 | Malik Moore at Hawaii (12/22/2022) |
| | 1.000 | Maxwell Lewis at Grand Canyon (12/17/2022) |
| | 1.000 | Maxwell Lewis at Hawaii (12/22/2022) |
| | 1.000 | Mike Mitchell Jr. vs Nevada (12/06/2022) |
| | 1.000 | Jevon Porter vs Alabama St. (11/13/2022) |
| | 1.000 | Houston Mallette vs Saint Mary's (CA) (01/19/2023) |
| | 1.000 | Jan Zidek at BYU (01/14/2023) |
| | 1.000 | Carson Basham at Gonzaga (12/31/2022) |
| | 1.000 | Houston Mallette vs UC Santa Barbara (12/10/2022) |
| | 1.000 | Carson Basham vs UC Santa Barbara (12/10/2022) |
| REBOUNDS | 14 | Maxwell Lewis vs Pacific (01/07/2023) |
| | 14 | Jevon Porter vs George Washington (N) (12/23/2022) |
| ASSISTS | 11 | Mike Mitchell Jr. vs Cal State LA (12/19/2022) |
| | 9 | Mike Mitchell Jr. vs Pacific (01/07/2023) |
| STEALS | 5 | Jevon Porter at Hawaii (12/22/2022) |
| | 4 | Houston Mallette at BYU (01/14/2023) |
| | 4 | Mike Mitchell Jr. at Gonzaga (12/31/2022) |
| BLOCKED SHOTS | 4 | Carson Basham at Grand Canyon (12/17/2022) |
| | 4 | Maxwell Lewis vs UC Santa Barbara (12/10/2022) |
| | 4 | Boubacar Coulibaly at Cal St. Fullerton (11/11/2022) |

Opponent - Individual Game Highs

| | | |
|---|-------|---|
| POINTS | 35 | Tyler Robertson vs Portland (02/04/2023) |
| | 35 | Drew Timme at Gonzaga (12/31/2022) |
| | 30 | Marcellus Earlington vs San Diego (01/26/2023) |
| | 27 | Brandin Podziemski vs Santa Clara (01/05/2023) |
| | 27 | Jalen Harris at Cal St. Fullerton (11/11/2022) |
| FIELD GOALS MADE | 15 | Drew Timme at Gonzaga (12/31/2022) |
| | 11 | Brandin Podziemski vs Santa Clara (01/05/2023) |
| FIELD GOAL ATTEMPTS | 24 | Tyler Robertson vs Portland (02/04/2023) |
| | 23 | Garrett White vs Vanguard (11/15/2022) |
| FIELD GOAL PERCENTAGE (min 5 made) | .857 | Hunter Dean vs George Washington (N) (12/23/2022) |
| | .833 | Nick Blake at Pacific (02/02/2023) |
| | .833 | Richie Saunders at BYU (01/14/2023) |
| | .833 | Anton Watson at Gonzaga (12/31/2022) |
| | .833 | Jaylen Clark at UCLA (11/23/2022) |
| 3 PT FG MADE | 5 | Justin Ahrens at LMU (CA) (01/28/2023) |
| | 5 | Moses Wood at Portland (01/21/2023) |
| | 5 | Alex Ducas vs Saint Mary's (CA) (01/19/2023) |
| | 5 | Alexander Sokol vs Cal State LA (12/19/2022) |
| 3 PT FG ATTEMPTS | 11 | Alex Ducas vs Saint Mary's (CA) (01/19/2023) |
| | 11 | Quincy Olivari vs Rice (11/07/2022) |
| 3 PT FG PERCENTAGE (min 2 made) | 1.000 | Nick Blake at Pacific (02/02/2023) |
| | 1.000 | Malachi Smith at Gonzaga (12/31/2022) |
| | 1.000 | Amari Bailey at UCLA (11/23/2022) |
| | 1.000 | Aiden Applewhite at Portland (01/21/2023) |
| | 1.000 | Jack Perry at Portland (01/21/2023) |
| | 1.000 | Richie Saunders at BYU (01/14/2023) |
| | 1.000 | Dalton Hall at BYU (01/14/2023) |
| | 1.000 | Tyler Powell vs Nevada (12/06/2022) |
| | 1.000 | Abramo Canka at UCLA (11/23/2022) |
| | 1.000 | Eric Coleman vs Alabama St. (11/13/2022) |
| FREE THROWS MADE | 14 | Tyler Robertson vs Portland (02/04/2023) |
| | 12 | Gabe McGlothan at Grand Canyon (12/17/2022) |
| FREE THROW ATTEMPTS | 18 | Tyler Robertson vs Portland (02/04/2023) |
| | 14 | Gabe McGlothan at Grand Canyon (12/17/2022) |
| FREE THROW PERCENTAGE (min 3 made) | 1.000 | Gideon George at BYU (01/14/2023) |
| | 1.000 | Keylan Boone vs Pacific (01/07/2023) |
| | 1.000 | Maximus Edwards vs George Washington (N) (12/23/2022) |
| | 1.000 | Jarod Lucas vs Nevada (12/06/2022) |
| | 1.000 | Aiden Applewhite at Portland (01/21/2023) |
| | 1.000 | Luke Avdalovic at Pacific (02/02/2023) |
| | 1.000 | Jordan Ivy-Curry at Pacific (02/02/2023) |
| | 1.000 | Logan Johnson vs Saint Mary's (CA) (01/19/2023) |
| | 1.000 | Walter Clayton Jr. vs Iona (N) (12/25/2022) |
| | 1.000 | Nik Mains vs Northern Ariz. (12/03/2022) |
| | 1.000 | Kristian Sjolund vs Portland (02/04/2023) |
| | 1.000 | Jase Townsend at San Diego (01/12/2023) |
| | 1.000 | Ajay Mitchell vs UC Santa Barbara (12/10/2022) |
| | 1.000 | Will Baker vs Nevada (12/06/2022) |
| | 1.000 | Adem Bona at UCLA (11/23/2022) |
| | 1.000 | Tory San Antonio at Cal St. Fullerton (11/11/2022) |
| REBOUNDS | 14 | Tyler Robertson vs Portland (02/04/2023) |
| | 14 | Bent Leuchten vs UC Irvine (11/19/2022) |
| ASSISTS | 9 | Eric Williams Jr. at San Diego (01/12/2023) |
| | 9 | Isaac Davis vs Vanguard (11/15/2022) |

LAST FOUR GAMES



Official Basketball Box Score - Final
Portland at Pepperdine
02/04/23 Preststone Fieldhouse, Malibu, Calif.
2022-23 Men's Basketball

Game Time: 5:00 PM
Game Duration: 2:44
Attendance: 714

Officials: Jeff Wooten, Crystal Hogan, Dennis Flannery



Official Basketball Box Score - Final
Pepperdine at Pacific
02/02/23 Rex G. Sparks Center, Stockton
2022-23 Men's Basketball

Game Time: 7:00 PM
Game Duration: 2:09
Attendance: 1,135

Officials: Coban Lopez, Rodrick Dixon, Brad Ferrie

Portland - 83

Record: 12-14 (4-7)

| NO. Name | Min | FG | 3P | FT | Rebounds | | Fouls | | TP | AS | TO | ST | Blocks | | +/- | Shooting By Period | | | |
|--|---------|-------|------|-------|----------|----|-------|----|----|----|----|----|--------|----|-----|--------------------------|-----------------|-----------------|-----------------|
| | | | | | OR | DR | OT | PF | | | | | FD | BS | | BA | 1 st | 2 nd | 3 rd |
| 1 Moses Wood | F 42:13 | 1-6 | 1-4 | 6-8 | 2 | 4 | 6 | 2 | 4 | 9 | 1 | 2 | 1 | 0 | -4 | 3PT% | 2-10 | 20.0% | |
| 12 Kristian Sjolund | F 37:20 | 6-13 | 1-5 | 3-3 | 0 | 4 | 4 | 5 | 2 | 16 | 2 | 3 | 1 | 0 | 1 | 2 | FT% | 5-5 | 100% |
| 15 Chika Nduka | F 22:34 | 1-2 | 0-0 | 0-0 | 1 | 1 | 2 | 5 | 1 | 2 | 0 | 1 | 0 | 0 | -10 | 2 nd FG% | 8-22 | 36.4% | |
| 2 Tyler Robertson | G 46:57 | 10-24 | 1-4 | 14-18 | 4 | 10 | 14 | 3 | 12 | 35 | 5 | 5 | 0 | 0 | 2 | 0 | 3PT% | 2-8 | 25.0% |
| 4 Juan Sebastian Gorosito | G 23:52 | 1-3 | 1-3 | 0-0 | 0 | 1 | 1 | 5 | 0 | 3 | 2 | 2 | 2 | 0 | 0 | 6 | FT% | 17-21 | 81% |
| 11 Jack Perry | 11:07 | 0-2 | 0-2 | 1-2 | 0 | 0 | 0 | 0 | 0 | 1 | 0 | 0 | 1 | 0 | 0 | 1 | OT FG% | 6-14 | 42.9% |
| 25 Mike Meadows | 34:35 | 6-12 | 1-2 | 6-7 | 1 | 2 | 3 | 1 | 4 | 19 | 1 | 1 | 0 | 0 | 1 | -2 | 3PT% | 2-3 | 66.7% |
| 23 Vasilije Vucinic | 08:54 | 1-1 | 0-0 | 1-1 | 2 | 2 | 4 | 0 | 2 | 3 | 0 | 1 | 0 | 0 | 0 | 5 | FT% | 9-14 | 64.3% |
| 3 Alden Applewhite | 22:28 | 2-3 | 1-1 | 0-1 | 1 | 2 | 3 | 4 | 2 | 5 | 0 | 1 | 2 | 1 | 0 | -3 | GM FG% | 28-66 | 42.4% |
| Team | | | | | 4 | 2 | 6 | 0 | 0 | 1 | | | | | | | 3PT% | 6-21 | 28.6% |
| Totals | | 28-66 | 6-21 | 31-40 | 15 | 28 | 43 | 25 | 27 | 93 | 11 | 17 | 7 | 2 | 4 | -1 | FT% | 31-40 | 77.5% |
| Technical Fouls: Sjolund 2 nd OT 0:00 | | | | | | | | | | | | | | | | Dead Ball Rebounds: 4, 1 | | | |

Pepperdine - 72

Record: 7-17 (0-10)

| NO. Name | Min | FG | | 3P | | Rebounds | | Fouls | | TP | AS | TO | Blocks | | +/- | Shooting By Period | | | |
|---------------------|---------|-------|------|-----|----|----------|----|-------|----|----|----|----|--------|----|-----|--------------------|--------------------------|-----------------|-------|
| | | M | A | M | A | OR | DR | PF | FT | | | | BS | BA | | 1 st | 2 nd | 3 rd | |
| 14 Jevon Porter | F 26:31 | 5-10 | 2-5 | 0-1 | 3 | 8 | 11 | 4 | 3 | 12 | 1 | 1 | 0 | 1 | 0 | 1 | 1 st FG% | 12-33 | 36.4% |
| 24 Maxwell Lewis | F 37:13 | 6-13 | 0-6 | 6-6 | 1 | 4 | 5 | 1 | 5 | 18 | 3 | 4 | 1 | 0 | 0 | -8 | 3PT% | 1-13 | 7.7% |
| 0 Houston Mallette | G 36:45 | 3-13 | 0-7 | 0-0 | 0 | 7 | 7 | 0 | 1 | 6 | 1 | 1 | 0 | 0 | 1 | 0 | 2 nd FG% | 17-30 | 56.7% |
| 1 Mike Mitchell Jr. | G 32:06 | 6-13 | 4-7 | 0-0 | 1 | 4 | 5 | 3 | 0 | 16 | 1 | 2 | 1 | 0 | 0 | 0 | FT% | 5-13 | 38.5% |
| 3 Malik Moore | G 36:50 | 5-6 | 0-1 | 0-0 | 0 | 4 | 4 | 0 | 3 | 10 | 5 | 3 | 0 | 0 | 0 | -10 | 3PT% | 8-9 | 88.9% |
| 11 Carson Basham | 14:50 | 2-2 | 0-0 | 2-2 | 3 | 5 | 8 | 4 | 2 | 6 | 0 | 2 | 0 | 1 | 0 | -16 | GM FG% | 29-63 | 46.0% |
| 2 Jalen Pitre | 12:33 | 2-5 | 0-0 | 0-0 | 3 | 0 | 3 | 2 | 2 | 4 | 0 | 3 | 0 | 1 | 0 | 0 | 3PT% | 6-26 | 23.1% |
| 31 Jan Zidek | 01:28 | 0-1 | 0-0 | 0-0 | 0 | 1 | 1 | 1 | 0 | 0 | 0 | 0 | 0 | 0 | 0 | -5 | FT% | 8-9 | 88.9% |
| 5 Jay Yoon | 00:52 | 0-0 | 0-0 | 0-0 | 0 | 1 | 1 | 0 | 0 | 0 | 0 | 0 | 0 | 0 | 0 | 0 | | | |
| 35 Aladij Gassama | 00:52 | 0-0 | 0-0 | 0-0 | 0 | 0 | 0 | 0 | 0 | 0 | 0 | 0 | 0 | 1 | 0 | 7 | | | |
| Team | | | | | 0 | 1 | 1 | 0 | 0 | 0 | 0 | | | | | | Dead Ball Rebounds: 1, 0 | | |
| Totals | | 29-63 | 6-26 | 8-9 | 10 | 33 | 43 | 15 | 16 | 72 | 11 | 16 | 2 | 5 | 1 | -9 | | | |

Pepperdine - 94

Record: 8-17 (1-10)

| NO. Name | Min | FG M/A | 3P M/A | FT M/A | Rebounds | | | Fouls | | TP | AS | TO | ST | Blocks BS/BA | +/- | Shooting By Period | | | |
|---------------------|---------|-----------|-----------|-----------|----------|----|-----|-------|----|----|----|----|----|-----------------|-----|-----------------------|---------|-------|-------|
| | | | | | OR | DR | TOT | PF | FD | | | | | | | 1st | 2nd | 3rd | |
| 14 Jevon Porter | F 41:56 | 7-14 | 2-5 | 2-2 | 5 | 6 | 11 | 4 | 3 | 18 | 5 | 5 | 0 | 1 | 0 | -1 | 1st FG% | 14-33 | 42.4% |
| 24 Maxwell Lewis | F 38:07 | 4-16 | 1-6 | 3-4 | 0 | 7 | 7 | 5 | 2 | 12 | 4 | 4 | 2 | 2 | 1 | -2 | 3PT% | 5-15 | 33.3% |
| 11 Carson Basham | C 36:13 | 8-12 | 0-0 | 2-5 | 6 | 3 | 9 | 5 | 7 | 18 | 3 | 2 | 1 | 0 | 1 | -1 | FT% | 3-4 | 75% |
| 0 Houston Mallette | G 45:58 | 7-18 | 3-9 | 8-9 | 0 | 3 | 3 | 3 | 7 | 25 | 5 | 2 | 1 | 0 | 0 | -3 | 2nd FG% | 14-31 | 45.2% |
| 1 Mike Mitchell Jr. | G 37:25 | 5-11 | 1-5 | 0-0 | 2 | 4 | 6 | 3 | 1 | 11 | 5 | 3 | 0 | 0 | 0 | -16 | 3PT% | 2-6 | 33.3% |
| 2 Jalen Pitre | 14:21 | 1-2 | 0-0 | 0-0 | 1 | 0 | 1 | 2 | 2 | 2 | 1 | 0 | 0 | 0 | 0 | 11 | OT FG% | 7-15 | 46.7% |
| 3 Malik Moore | 35:51 | 2-5 | 1-1 | 1-2 | 0 | 1 | 1 | 5 | 1 | 6 | 1 | 1 | 0 | 0 | 0 | 11 | 3PT% | 1-5 | 20.0% |
| 5 Jay Yoon | 00:09 | 1-1 | 0-0 | 0-1 | 0 | 0 | 0 | 0 | 0 | 1 | 2 | 0 | 0 | 0 | 0 | 4 | FT% | 9-13 | 69.2% |
| Team | | | | | 5 | 3 | 8 | | | 0 | 0 | | | | | | GM FG% | 35-79 | 44.3% |
| Totals | | 35-79 | 8-26 | 16-23 | 19 | 27 | 46 | 27 | 24 | 94 | 22 | 18 | 5 | 4 | 2 | -1 | 3PT% | 8-26 | 30.8% |
| | | | | | | | | | | | | | | | | Technical Fouls: NONE | | | |

| | PORT | PEPP |
|------------------|---------------------------|---------------------------|
| Biggest lead | 12 (1 st 9:29) | 7 (2 nd 18:32) |
| Best Scoring Run | 9 (1 st 17:38) | 13 (1 st 3:33) |
| Lead Changes | 9 | |
| Times Tied | 13 | |
| Time with Lead | 19:56 | 23:13 |

| Points from | PORT | PEPP |
|---------------|------|------|
| Turnovers | 14 | 16 |
| Paint | 34 | 46 |
| Second Chance | 11 | 20 |
| Fast Breaks | 0 | 8 |
| Bench | 28 | 10 |

| Period by Period Scoring | | | | | | |
|--------------------------|-----|-----|-----|-----|-----|--|
| | 1st | 2nd | OT1 | OT2 | TOT | |
| PORT | 35 | 35 | 12 | 11 | 93 | |
| PEPP | 36 | 34 | 12 | 12 | 94 | |

Pacific - 81

Record: 12-12 (5-4)

| Pacific - 81 | | Record: 12-12 (5-4) | | | | | | | | | | | | | | |
|----------------------|---------|---------------------|-----------|-----------|-----------------------|----------------|----|----|----|----|-----------------|-----|--------------------------|-------|-------|--|
| NO. Name | Min | FG M-A | 3P M-A | FT M-A | Rebounds OR DR TOT | Fouls PF FD | TP | AS | TO | ST | Blocks BS BA | +/- | Shooting By Period | | | |
| 33 Judson Martindale | F 23:56 | 2-10 | 0-3 | 2-2 | 0 1 1 | 1 1 | 6 | 0 | 2 | 3 | 0 | 2 | 1 st FG% | 14-38 | 36.8% | |
| 1 Donovan Williams | G 20:53 | 2-5 | 1-2 | 1-2 | 1 1 2 | 5 1 | 6 | 0 | 0 | 0 | 0 | 2 | 3PT% | 3-12 | 25.0% | |
| 4 Mose Odum | G 20:00 | 2-5 | 0-1 | 1-1 | 0 1 1 | 0 1 | 5 | 1 | 1 | 0 | 0 | 0 | FT% | 6-8 | 75% | |
| 20 Kaylan Boone | G 20:11 | 6-14 | 3-8 | 0-0 | 3 4 7 | 1 0 | 15 | 0 | 0 | 1 | 0 | 0 | 2 nd FG% | 16-35 | 45.7% | |
| 21 Luke Adalovic | G 30:23 | 3-7 | 0-3 | 4-4 | 0 2 2 | 0 2 | 10 | 2 | 0 | 1 | 0 | 0 | 3PT% | 4-12 | 33.3% | |
| 3 Tyler Beard | 26:23 | 5-9 | 0-0 | 0-1 | 1 7 8 | 1 2 | 10 | 2 | 0 | 0 | 0 | 0 | FT% | 8-11 | 72.7% | |
| 13 Cam Denson | 12:40 | 2-7 | 0-1 | 0-2 | 1 4 5 | 3 3 | 4 | 0 | 0 | 1 | 1 | 0 | GM FG% | 30-73 | 41.1% | |
| 25 Nick Blake | 21:33 | 5-6 | 3-3 | 2-3 | 2 3 5 | 2 2 | 15 | 2 | 0 | 0 | 0 | 0 | FT% | 14-19 | 73.7% | |
| 12 Jordan Ivy-Curry | 17:42 | 3-8 | 0-3 | 4-4 | 1 1 2 | 2 3 | 10 | 3 | 0 | 2 | 0 | 0 | Dead Ball Rebounds: 1, 0 | | | |
| 0 Greg Outlaw | 03:31 | 0-0 | 0-0 | 0-0 | 0 0 0 | 0 0 | 0 | 0 | 0 | 0 | 0 | 0 | Technical Fouls: NONE | | | |
| 2 Jalen Brown | 00:58 | 0-1 | 0-0 | 0-0 | 0 0 0 | 0 0 | 0 | 0 | 0 | 0 | 0 | 0 | | | | |
| 14 Greydon Edwards | 00:58 | 0-1 | 0-0 | 0-0 | 0 0 0 | 1 0 | 0 | 0 | 1 | 0 | 1 | 0 | | | | |
| 34 Malik Richards | 00:52 | 0-0 | 0-0 | 0-0 | 0 0 0 | 0 0 | 0 | 0 | 0 | 0 | 0 | 0 | | | | |
| Team | | | | | 5 0 5 | | 0 | | 1 | | | | | | | |
| Totals | | 30-73 | 7-24 | 14-19 | 14 24 38 | 16 15 | 81 | 14 | 5 | 9 | 1 | 5 | -9 | | | |

| | PEP | PAC |
|------------------|---------------------------|----------------------------|
| Biggest lead | 6 (1 st 16:52) | 23 (2 nd 6:31) |
| Best Scoring Run | 11 (2 nd 2:58) | 12 (2 nd 11:44) |
| Lead Changes | 4 | |
| Times Tied | 3 | |
| Time with Lead | 06:58 | 30:40 |

| Points from | PEP | PAC |
|---------------|-----|-----|
| Turnovers | 7 | 21 |
| Paint | 38 | 44 |
| Second Chance | 8 | 13 |
| Fast Breaks | 16 | 13 |
| Bench | 10 | 39 |

| Period by Period Scoring | | | | | | |
|--------------------------|-----|-----|-----|--|--|--|
| | 1st | 2nd | TOT | | | |
| PEP | 25 | 47 | 72 | | | |
| PAC | 37 | 44 | 81 | | | |



Official Basketball Box Score - Final
Pepperdine at LMU
01/28/23 Albert Gersten Pavilion, Los Angeles
2022-23 Men's Basketball

Game Time: 8:00 PM
Game Duration: 1:57
Attendance: 2,224

Officials: Marc Beasley, Jimmy Casas, Taby Doolittle



Official Basketball Box Score - Final
San Diego at Pepperdine
01/26/23 Preststone Fieldhouse, Malibu
2022-23 Men's Basketball

Game Time: 7:00 PM
Game Duration: 1:48
Attendance: 752

Officials: Coban Lopez, Ron Brokenbrough, Klaus Endrissal

Pepperdine - 70

Record: 7-16 (0-9)

| NO. Name | Min | FG | | 3P | | FT | | Rebounds | | Fouls | | TP | AS | TO | ST | Blocks | | +/- | Shooting By Period | | |
|---------------------|---------|-------|------|-------|-----|-------|----|----------|----|-------|----|----|----|----|----|--------|--------|--------------------------|--------------------|-------|-------|
| | | M | A | M | A | M | A | OR | DR | PF | FD | | | | | BS | BA | | 1st | FG% | 2nd |
| 14 Jevon Porter | F 28:23 | 2-8 | 0-1 | 2-2 | 2 | 6 | 8 | 5 | 2 | 6 | 1 | 3 | 3 | 1 | 1 | 1 | -7 | | 1st FG% | 14-29 | 48.3% |
| 24 Maxwell Lewis | F 39:07 | 3-9 | 0-7 | 4-15 | 1-5 | 12-13 | 0 | 7 | 7 | 1 | 11 | 21 | 1 | 1 | 0 | 0 | 2 | -11 | 3PT% | 4-9 | 44.4% |
| 11 Carson Basham | C 13:05 | 1-4 | 0-0 | 0-0 | 0-1 | 0-0 | 1 | 4 | 0 | 2 | 1 | 1 | 0 | 0 | 0 | 1 | -3 | | FT% | 8-8 | 100% |
| 0 Houston Mallette | G 31:44 | 5-7 | 0-1 | 0-0 | 2 | 2 | 4 | 2 | 5 | 10 | 3 | 2 | 0 | 1 | 0 | 0 | -9 | 2nd FG% | 9-31 | 29.0% | |
| 1 Mike Mitchell Jr. | G 31:44 | 5-12 | 3-8 | 0-0 | 0 | 0 | 0 | 2 | 0 | 13 | 4 | 1 | 2 | 0 | 0 | -13 | | 3PT% | 2-11 | 18.2% | |
| 2 Jalen Pitre | 15:29 | 2-5 | 0-1 | 0-0 | 2 | 3 | 5 | 1 | 0 | 4 | 1 | 0 | 0 | 1 | 1 | -10 | GM FG% | 23-60 | 38.3% | | |
| 3 Malik Moore | 23:29 | 2-5 | 1-2 | 2-2 | 0 | 3 | 3 | 3 | 1 | 7 | 1 | 0 | 0 | 0 | 1 | -11 | | 3PT% | 6-20 | 30.0% | |
| 31 Jan Zidek | 15:56 | 2-3 | 1-1 | 2-2 | 0 | 1 | 1 | 0 | 2 | 7 | 0 | 1 | 0 | 0 | 0 | -6 | | FT% | 18-19 | 94.7% | |
| 35 Aladij Gassama | 01:03 | 0-1 | 0-1 | 0-0 | 0 | 0 | 0 | 0 | 0 | 0 | 0 | 0 | 0 | 0 | 0 | 0 | | Dead Ball Rebounds: 1, 0 | | | |
| Team | | | | | 1 | 1 | 2 | | | 0 | 1 | | | | | | | | | | |
| Totals | | 23-60 | 6-20 | 18-19 | 5 | 24 | 29 | 20 | 21 | 70 | 12 | 10 | 5 | 3 | 6 | -14 | | | | | |

LMU - 84

Record: 16-7 (5-3)

| NO. Name | Min | FG | | 3P | | FT | | Rebounds | | Fouls | | TP | AS | TO | ST | Blocks | | +/- | Shooting By Period | | |
|--------------------|---------|-------|-------|-------|----|-----|----|----------|----|-------|----|----|----|----|----|--------|----|---------|--------------------|-------|-------|
| | | M-A | | M-A | | M-A | | OR | DR | TOT | PF | | | | | FD | BS | | BA | 1st | FG% |
| 2 Justin Ahrens | F 25:54 | 6-9 | 5-8 | 1-1 | 0 | 2 | 2 | 1 | 18 | 0 | 1 | 0 | 0 | 0 | 0 | 0 | 0 | 10 | 3PT% | 9-15 | 60.0% |
| 34 Keli Leauppe | F 34:27 | 2-12 | 1-3 | 6-8 | 3 | 4 | 7 | 1 | 4 | 1 | 1 | 2 | 1 | 0 | 1 | 3 | 17 | FT% | 7-10 | 70% | |
| 22 Rick Issanza | C 23:41 | 2-3 | 0-0 | 0-2 | 3 | 6 | 9 | 2 | 3 | 3 | 4 | 1 | 2 | 0 | 2 | 0 | 4 | 2nd FG% | 12-22 | 54.5% | |
| 13 Lamaj Lewis | G 28:23 | 2-4 | 1-1 | 1-4 | 1 | 3 | 4 | 4 | 2 | 6 | 1 | 0 | 1 | 0 | 1 | 0 | 4 | 3PT% | 4-8 | 50.0% | |
| 20 Cam Shelton | G 34:57 | 9-16 | 1-4 | 7-9 | 0 | 2 | 2 | 3 | 8 | 25 | 7 | 3 | 3 | 0 | 0 | 0 | 11 | GM FG% | 29-57 | 49.1% | |
| 3 Chance Stephens | 19:04 | 4-7 | 4-6 | 0-0 | 1 | 1 | 2 | 1 | 0 | 12 | 1 | 1 | 0 | 0 | 0 | 0 | 8 | 3PT% | 13-23 | 56.5% | |
| 21 Michael Graham | 14:33 | 1-2 | 0-0 | 0-2 | 6 | 8 | 1 | 1 | 2 | 2 | 2 | 1 | 1 | 2 | 0 | 0 | 10 | FT% | 15-26 | 57.7% | |
| 11 Kwane Marble II | 08:04 | 0-1 | 0-0 | 0-0 | 2 | 2 | 4 | 0 | 0 | 0 | 3 | 1 | 0 | 0 | 0 | 1 | 1 | | | | |
| 0 Jalin Anderson | 10:57 | 2-3 | 1-1 | 0-0 | 0 | 3 | 3 | 4 | 1 | 5 | 0 | 2 | 1 | 0 | 0 | 0 | 5 | | | | |
| Team | | | | | 0 | 3 | 0 | 0 | 0 | 2 | | | | | | | | | | | |
| Totals | | 28:57 | 13-23 | 15-26 | 10 | 32 | 42 | 21 | 20 | 84 | 18 | 16 | 5 | 6 | 3 | 14 | | | | | |