

MASTODON



BASKETBALL

@MastodonMBB

#FeelTheRumble

SCHEDULE/RESULTS

NOVEMBER (5-0)

7 (TUE)	at DePaul	W, 82-74
9 (THU)	ANDREWS	W 130-34
12 (SUN)	TEXAS A&M-COMMERCE	W, 86-64
17 (FRI)	vs. Northern Arizona #	W, 77-76
18 (SAT)	vs. South Dakota #	W, 93-81
22 (WED)	at San Francisco	9 PM
25 (SAT)	WITTENBERG ^	7 PM
29 (WED)	GREEN BAY *	7 PM

DECEMBER (0-0)

2 (SAT)	at Oakland *	3 PM
6 (WED)	at Southern Indiana	8 PM
9 (SAT)	SOUTHEAST MISSOURI	7 PM
16 (SAT)	BETHUNE-COOKMAN ^	7 PM
20 (WED)	at Pitt	7 PM
29 (FRI)	NORTHERN KENTUCKY * ^	7 PM
31 (SUN)	DETROIT MERCY * ^	2 PM

JANUARY (0-0)

6 (SAT)	WRIGHT STATE *	1 PM
10 (WED)	at Youngstown State *	6:30 PM
12 (FRI)	at Robert Morris *	7 PM
17 (WED)	IUPUI *	7 PM
20 (SAT)	at Cleveland State *	2 PM
25 (THUR)	at Northern Kentucky *	7 PM

FEBRUARY (0-0)

1 (THU)	MILWAUKEE *	7 PM
4 (SUN)	YOUNGSTOWN STATE * ^	2 PM
7 (WED)	CLEVELAND STATE *	7 PM
10 (SAT)	at IUPUI *	NOON
14 (WED)	OAKLAND *	7 PM
17 (SAT)	at Detroit Mercy *	1 PM
23 (FRI)	at Green Bay *	7 PM
25 (SUN)	at Milwaukee *	3 PM
28 (WED)	at Wright State *	7 PM

MARCH (0-0)

2 (SAT)	ROBERT MORRIS * ^	7 PM
5 (TUE)	HL FIRST ROUND	TBD
7 (THU)	HL QUARTERFINALS	TBD
11 (MON)	HL SEMIFINALS	TBD
12 (TUE)	HL CHAMPIONSHIP	7:00 PM

All Times Eastern

* Horizon League

in Phoenix, Ariz.

^ at Gates Sports Center

All home games on ESPN+

PURDUE FORT WAYNE REFERENCES

As a part of university changes beginning July 1, 2018, we respectfully ask to refer to any athletic-related subjects as "Purdue Fort Wayne" or the "Purdue Fort Wayne Mastodons." **PLEASE DO NOT IN ANY CONTEXT refer to any team as "IPFW" or "Indiana University - Purdue University Fort Wayne" as it no longer exists.** Please do not use "Lady 'Dons" when referring to women's teams.

Although we are officially the Mastodons, using 'Dons on second reference is also acceptable.



PURDUE FORT WAYNE

MASTODONS

5-0

SAN FRANCISCO

DONS

3-2

GAME NO. 6 WAR MEMORIAL AT THE SOBRATO CENTER NOV. 22, 2023

Radio: The Fan 1380 AM

Video: ESPN+

'DONS & ENDS

// After graduation, head coach Jon Coffman worked in finance for two years in San Francisco, California before joining the coaching ranks in 1997.

// The 'Dons are ranked No. 21 in the latest CollegeInsider.com Mid-Major Poll.

// Purdue Fort Wayne is one of 52 undefeated teams in NCAA Division I men's basketball.

// Eric Mulder's effective field goal percentage of 83.3 percent is seventh in the nation. Computed by FGM + 0.5*3PM)/FGA takes into account the extra value of a made 3-pointer. Mulder if 15-of-20 with one 3-pointer field goal attempt on the season.

// Purdue Fort Wayne is tied for the third longest win-streak (5 wins) in the nation. Only UConn (11) and Houston (6) have longer win streaks.

// The 'Dons earned both Horizon League Weekly for the second straight week on Nov. 20. Quinton Morton-Robertson earned his first career weekly honor by earning Player of the Week after averaging 22.0 points in wins over Northern Arizona and South Dakota. He was named the Arizona Tip-Off MVP. Corey Hadnot II picked up Freshman of the Week honors or a second straight week after averaging 7.5 points in the two wins. Rasheed Bello earned Player of the Week on Nov. 13 after Bello averaging 20.3 points per game in three wins including 29 points vs. Texas A&M-Commerce.

// This is the Mastodons' first 5-0 start since the 1992-93 season when they started 9-0. That team earned a bid in the NCAA Division II Tournament, the only NCAA bid (Division I or II) in program history.

// Thanks to a 5-0 start to the season, the 'Dons now have now had a winning streak of at-least four games in every season since 2009-10 except for one (2017-18). That is 14-of-15 seasons.

NAME YR. A QUICK NOTE...

0	Rasheed Bello	Jr.	Scored 29 points with four assists an no turnovers vs. Texas A&M-Commerce (Nov. 12)
1	Jalen Jackson	So.	Mother Katie Jackson (nee Bruening) played basketball (1997-99) and volleyball (1997, 1998) at IPFW
2	Destin Whitaker	Sr.	Shot 48.0 percent (24-of-50) from three at Fresno State in 2021-22
3	Quinton Morton-Robertson	R-Sr.	Named Horizon League Player of the Week (Nov. 20)
4	Chris Morgan	R-Fr.	Used last season as a redshirt campaign
5	Johnathan DeJurnett	Sr.	Was 6-of-7 for 12 points vs. Andrews (Nov. 9)
10	Corey Hadnot II	Fr.	Two-time Horizon League Freshman of the Week (Nov. 13 & Nov. 20)
11	Maximus Nelson	So.	Played in 31 games with 22 starts as a freshman at Valpo last season
12	Jermaine Coleman	Fr.	Was a Junior Indiana All-Star
13	Deangelo Elisee	R-Jr.	Played in 36 games with 19 starts for Triton College in 2021-22
21	Khoi Thurmon	Fr.	Played with Bronny James on AAU team North Coast Blue Chips
22	Anthony Roberts	5th	Has two double-doubles this season
23	Keyon Miller	Fr.	Played AAU for George Hill All Indy
24	Keaton Dukes	So.	Scored six points vs. Andrews (Nov. 9)
32	Eric Mulder	So.	Had 12 dunks last season

Probable starters in **bold**

STARTING LINEUPS

Game					
at DePaul	Morton-Robertson	Bello	Roberts	Jackson	Mulder
Andrews	Morton-Robertson	Bello	Roberts	Jackson	Mulder
TAMUC	Morton-Robertson	Bello	Roberts	Jackson	Mulder
vs. N. Arizona	Morton-Robertson	Bello	Roberts	Jackson	Mulder
vs. South Dakota	Morton-Robertson	Bello	Roberts	Jackson	Mulder

BY GROUP

5-0	Morton-Robertson	Bello	Roberts	Jackson	Mulder
-----	------------------	-------	---------	---------	--------

VS. SAN FRANCISCO

Date	Opponent	Score	Location
No meetings			
OVERALL: NA			
LEAGUE GAMES: NA			
IN FORT WAYNE: NA			
IN SAN FRANCISCO: NA			
NEUTRAL: NA			

MORE 'DONS AND ENDS:

// Thanks to wins over Northern Arizona and South Dakota, the 'Dons won the Arizona Tip-Off. Quinton Morton-Robertson was named the MVP of the event and selected to the All-Tournament Team with Rasheed Bello.

// This is the Mastodons' first visit to California since falling 96-71 at UCLA on Nov. 6, 2018. The Mastodons' last win in California came Dec. 3, 2015 in a 75-73 win at Cal Poly. Mo Evans made a jumper with 2.3 seconds left to give the win to the 'Dons.

// Corey Hadnot II (6-of-6) is the only 'Don perfect from the free throw line this season.

// The 'Dons have scored 50 points in a half three times this season. The 'Dons hit the 60 mark in both halves vs. Andrews and then scored 57 in the second half against South Dakota. It was the first time the 'Dons hit 50 in a half against a Division I foe since scoring 51 in the first at Wright State on Jan. 19, 2023.

// The 'Dons have had 10 or fewer turnovers in four of five games this season.

// Four Mastodons are averaging better than 14.0 points per game: Rasheed Bello (17.8), Quinton Morton-Robertson (15.4), Jalen Jackson (14.2) and Anthony Roberts (14.2).

// Quinton Morton-Robertson is shooting 51.0 percent (25-of-49) from the floor and 50.0 percent (14-of-28) from three.

// The 'Dons are the only remaining undefeated men's or women's team in the Horizon League this season.

// Seven 'Dons have recorded double-digit field goals on the season.

// 31.41 percent of points this season (147-of-468) have come off turnovers.

// Rasheed Bello is sneaking up on 1,000 career points. Combined with his scoring at NCAA Division II UW-Parkside, he has 880 career NCAA points.

// The 'Dons have partnered with Team IMPACT to add Bolton Richardson to the squad in 2023-24. Added to the team at a signing ceremony in July, Bolton will be at games, practices and other team activities.

NATIONAL RANKINGS:

// 1st in the nation in turnover margin (12.2)

// 3rd in the nation in turnovers forced per game (21.2)

// 9th in the nation in steals per game (12.2)

// 9th in the nation in fast break points per game (21.8)

// 10th in the nation in scoring margin (+29.6)

// 11th in the nation in points per game (93.6)

HOW ABOUT THESE 'DONS?:

// The new look 'Dons have 18.4 percent of scoring back from last year and 14.8 percent of minutes played from last season.

// Only two players (Quinton Morton-Robertson and Johnathan DeJurnett) were on the Mastodon roster in 2021-22.

// The 2023-24 roster features student-athletes from Indiana, Illinois, Virginia, Wisconsin, Tennessee, Georgia, Iowa and the Bahamas.

ON THE SOUTH DAKOTA WIN:

// The 'Dons shot 40 percent (14-of-35) from three, making 14 3-pointers against a Division I team for the first time since making 14 vs. Southern Indiana on Dec. 20, 2022.

2023-24 HORIZON LEAGUE PRESEASON POLL

Pl.	Team (First-place votes)	Points
1.	Northern Kentucky (18)	435
2.	Milwaukee (10)	397
3.	Wright State (12)	392
4.	Cleveland State (1)	362
5.	Youngstown State (3)	342
6.	Oakland	280
7.	RMU	186
8.	Purdue Fort Wayne	166
9.	Detroit Mercy	132
10.	IUPUI	116
11.	Green Bay	96

PURDUE FORT WAYNE MEDIA SERVICES

Derrick Sloboda, Assistant AD (MBB Contact)
Office: 260-481-0729 / Cell: 708-567-7874
Email: derrick.sloboda@pfw.edu
www.GoMastodons.com

// The 'Dons had a 16:6 assist/turnover ratio, aided by nine steals.

// Jalen Jackson had a team-high 19 points on 7-of-11 shooting.

// It was the first game the 'Dons trailed at half this season.

ON THE NORTHERN ARIZONA WIN:

// The 'Dons closed the game on a 20-5 run to rally back and earn the win.

// The 'Dons recorded 14 steals.

// Quinton Morton-Robertson finished with a career-high 27 points for his second 20-point game of the season.

// Anthony Roberts picked up his second double-double of the season with 13 points and 10 rebounds.

ON THE TAMUC WIN:

// The 'Dons forced 17 turnovers while committing only six. They turned these 17 turnovers into 26 points.

// The 'Dons led for 38+ minutes of the game.

// Purdue Fort Wayne limited the Lions to 17.4 percent from three (4-of-23).

// Rasheed Bello (10-of-18), Anthony Roberts (8-of-14), Eric Mulder (3-of-3) and Corey Hadnot II (4-of-8) each shot 50 percent or better from the floor.

// The 'Dons had 44 points in the paint, for 51 percent of their scoring (44-of-86).

// Anthony Roberts finished with 17 points and a Mastodon career-high 10 rebounds for his first double-double as a 'Don.

ON THE ANDREWS WIN:

// The 'Dons started the game 0-6 from three and shot 14-of-28 after that (50 percent).

// Purdue Fort Wayne's 96-point win was the largest margin of victory in program history. It tops the 80-point margin the 'Dons won by on Nov. 14, 2022 against Manchester (111-31).

// Purdue Fort Wayne set program records in points (130), field goals (53) and steals (23).

// Purdue Fort Wayne had a school-record eight finish in double-figures: Jalen Jackson (21), Bello (17), Roberts (17), Maximus Nelson (15), Hadnot II (12), Johnathan DeJurnett (12), Eric Mulder (10), and Khoi Thurmon (10).

// The 'Dons finished with 30 assists, the first time they had 30 assists in a game since 35 vs. Olivet on Jan. 9, 2017.

// 46-of-130 points came off turnovers (35 percent)

// With only four turnovers, held a 30-4 assist-turnover ratio.

// Nine players finished with a field goal percentage of 50 or cent or better (Jalen Jackson, Anthony Roberts, Rasheed Bello, Eric Mulder, Maximus Nelson, Jonathan DeJurnett, Khoi Thurmon, Destin Whitaker and Keaton Dukes).

// Jalen Jackson led team in points (21) and shot 75 percent from the floor (9-of-12) and 60 percent from 3 (3-of-5).

// Quinton Morton-Robertson had nine assists and zero turnovers.

ON THE DEPAUL WIN:

// It was the Mastodons' first ever win over a Big East opponent.

// Four of five starters finished in double-digits: Quinton Morton-Robertson (24), Rasheed Bello (15), Jalen Jackson (13) and Anthony Roberts (13).

// The 'Dons shot 50 percent from three (9-of-18) and 44.4 percent from the field (28-of-63).

// The Mastodons held DePaul's starters to 5-of-17 (29.4 percent) from three.

// Purdue Fort Wayne won the turnover battle 22-10 and held a 12-4 edge in steals.

// 26 points came off turnovers, for 31.7 percent of the total 82 points the 'Dons scored.

// The 'Dons had a positive assist/turnover ratio at 11-10.

// The 'Dons led for 29:51 minutes.

// While the 'Dons held their largest lead of the game in the first half, they actually shot better in the second half from the floor (40.5 percent to 50.0 percent) and from three (45.5 percent to 57.1 percent).

// Jalen Jackson had 13 points with a career-high eight rebounds.

// Quinton Morton-Robertson led the 'Dons with a game-high 24 points, making 4-of-4 from three. It is his first career game shooting 100 percent from three with at least three attempts. 16 of his points came in the second half.

// Anthony Roberts had four steals, his most as a Mastodon. He had four steals twice in his Division II days (at Wayne State (Neb.) 1/21/22 and vs. Minnesota State 2/1/22).

// Anthony Roberts led the 'Dons in minutes with 35:38. He didn't play 30 minutes in any game for the 'Dons all of last season.

// Maximus Nelson had two treys off the bench, including a three with 7:55 left that tied the game at 58.

// Freshman Corey Hadnot II recorded nine points and three assists in 29 minutes off the bench in his first collegiate game. He became the first Mastodon true freshman to score nine or more points in their first career game against a Division I opponent since Mo Evans scored 12 points against Dayton (2013).

ABOUT COACH:

// Jon Coffman owns a 161-129 career record. The Mastodons' victory over Bluffton (Nov. 27, 2022) last season set a new program record for coaching wins for Coffman. He passed Andy Piazza who went 142-108 with the 'Dons from 1987 to 1996.

RECORD WHEN...

2023-24 UnderCoffman

Overall	5-0	161-129
Home	2-0	99-36
Road	1-0	51-81
Neutral	2-0	9-12
In overtime	0-0	11-5
Wins Tip	4-0	109-73
Scores First	2-0	99-57
Leads at half	4-0	137-31
Trails at half	1-0	20-93
Tied at half	0-0	4-4
Shoots 50% or better	2-0	83-18
Shoots less than 50%	3-0	73-107
Shoots better than opponent	3-0	130-37
Shoots equal to opponent	0-0	1-1
Shoots worse than opponent	2-0	30-102
Has more FTs made than opp.	5-0	115-58
Has equal FTs made	0-0	6-2
Has fewer FTs made than opp.	0-0	40-70
Outrebounds opp.	3-0	100-39
Is outrebounded	2-0	55-83
Has equal rebounds	0-0	6-6
Has more TOs than opp.	0-0	50-80
Has equal TO as opp.	0-0	11-7
Has fewer TO's than opp.	5-0	100-42
Scores more bench points	1-0	93-48
Equal bench pts.	0-0	6-8
Scores fewer bench points	4-0	62-74
Makes 5+ 3-Pt. shots	4-0	149-121
No player fouls out	4-0	135-91
1+ player fouls out	1-0	24-37
Plays in November	5-0	43-24
Plays in December	0-0	36-25
Plays in January	0-0	40-36
Plays in February	0-0	37-30
Plays in March	0-0	5-13
Plays during the day	3-0	47-31
Plays at night	2-0	114-98
Plays on Sunday	1-0	18-15
Plays on Monday	0-0	10-8
Plays on Tuesday	1-0	14-9
Plays on Wednesday	0-0	23-11
Plays on Thursday	1-0	34-19
Plays on Friday	1-0	12-22
Plays on Saturday	1-0	50-45
Out-Scores Opponent	5-0	161-0
Is Out-Scored	0-0	0-129
Margin is 5 points or less	0-0	39-36
Margin is between 6-10	2-0	39-37
Margin is between 11-20	1-0	44-38
Margin is more than 20	2-0	39-18
Scores 59 or less	0-0	2-31
Scores 60-69	0-0	14-40
Scores 70-79	1-0	38-34
Scores 80-89	2-0	58-19
Scores 90-99	1-0	27-3
Scores 100+	1-0	22-1
Opponent scores 59 or less	1-0	34-2
Opponent scores 60-69	2-0	60-21
Opponent scores 70-79	1-0	34-41
Opponent scores 80-89	1-0	24-43
Opponent scores 90-99	0-0	7-19
Opponent scores 100+	0-0	2-3

RANKS IN PROGRAM HISTORY**POINTS**

1.	2,164	Jarred Godfrey (152 games)	2018-23
2.	2,065	John Konchar (133 games)	2014-19
3.	1,841	Frank Gaines (123 games)	2008-13
4.	1,765	Sean Gibson (112 games)	1989-93
5.	1,522	Mo Evans (118 games)	2013-17
6.	1,477	Bruce Roland (77 games)	1986-89
7.	1,450	Nick Wise (85 games)	1999-02
8.	1,400	Ben Botts (122 games)	2007-11
	1,349	Kason Harrell (115 games)	2015-19
10.	1,278	Bryson Scott (66 games)	2015-18

MADE FIELD GOALS

1.	759	John Konchar (133 games)	2014-19
2.	743	Jarred Godfrey (152 games)	2018-23
3.	608	Bruce Roland (77 games)	1986-89
4.	601	Frank Gaines (123 games)	2008-13
5.	588	Sean Gibson (112 games)	1989-93
6.	520	Mo Evans (118 games)	2013-17
7.	503	Nick Wise (85 games)	1999-02
8.	491	Kason Harrell (115 games)	2015-19
9.	468	Ben Botts (122 games)	2007-11
10.	457	David Simon (83 games)	2002-05

MADE 3-POINT FIELD GOALS

1.	266	Mo Evans (118 games)	2013-17
2.	261	Jarred Godfrey (153 games)	2018-23
3.	246	Nick Wise (85 games)	1999-02
4.	237	Ben Botts (122 games)	2007-11
5.	234	Kason Harrell (115 games)	2015-19
6.	210	DeWitt Scott (87 games)	2005-08
7.	198	Deonte Billups (120 games)	2019-23
8.	193	John Konchar (133 games)	2014-19
9.	184	Bobby Planutis (88 games)	2020-23
10.	171	Zach Plackemeier (122 games)	2007-11

MADE FREE THROWS

1.	557	Sean Gibson (112 games)	1989-93
2.	500	Frank Gaines (123 games)	2008-13
3.	417	Jarred Godfrey (152 games)	2018-23
4.	354	John Konchar (133 games)	2014-19
5.	320	David Simon (83 games)	2002-05
6.	290	Bryson Scott (66 games)	2015-18
7.	262	Gary Rinard (51 games)	1980-82
8.	245	Bruce Roland (77 games)	1986-89
	245	Joe Reed (132 games)	2012-16
10.	243	Richard Ivy (106 games)	1984-88

ASSISTS

1.	913	Lawrence Jordan	1985-86, 87-90
2.	554	John Konchar	2014-19
3.	478	Jarred Godfrey	2018-23
4.	466	Mo Evans	2013-17
5.	433	Randy Spicer	1996-00
6.	401	DeAngelo Woodall	1999-03
7.	362	Zach Plackemeier	2007-11
8.	306	Andre Walton	1991-93
9.	295	Russ Marcinek	1992-95
10.	283	Brad Noll	1999-03

STEALS

1.	324	Lawrence Jordan	1985-86, 87-90
2.	272	John Konchar	2014-19
3.	217	Jarred Godfrey	2018-23
4.	213	DeAngelo Woodall	1999-03
5.	210	Bruce Roland	1986-89
6.	148	Randy Spicer	1996-00
7.	146	Mo Evans	2013-17
8.	137	Sean Gibson	1989-93
	131	Isaiah McCray	2011-15
10.	130	Frank Gaines	2008-13

REBOUNDS

1.	1,150	John Konchar (309o-841d)	2014-19
2.	965	Sean Gibson (275o-690d)	1989-93
3.	650	Jarred Godfrey (65o-581d)	2018-23
4.	623	David Simon (200o-423d)	2002-05
5.	606	Jim Morlan	1983-87
6.	602	Joe Reed (235o-367d)	2012-16
7.	561	Frank Gaines (140o-421d)	2008-13
8.	540	Ra Kpedi (241o-293d)	2020-23
9.	502	Richard Ivy (51o-451d)	1984-88
10.	491	Bruce Roland (160o-331d)	1986-89

SINGLE-GAME STATISTICAL LEADERS2023-24 Career
(Record in such games in)**TEAM LEADER IN POINTS**

Q. Morton-Robertson	2 (2-0)	5 (4-1)
Anthony Roberts	0 (0-0)	2 (1-1)
Jalen Jackson	2 (2-0)	2 (2-0)
Rasheed Bello	1 (1-0)	1 (1-0)

TEAM LEADER IN REBOUNDS

Eric Mulder	1 (1-0)	3 (2-1)
Johnathan DeJurnett	0 (0-0)	1 (1-0)
Anthony Roberts	2 (2-0)	3 (3-0)
Q. Morton-Robertson	0 (0-0)	2 (1-1)
Jalen Jackson	1 (1-0)	1 (1-0)
Maximus Nelson	1 (1-0)	1 (1-0)

TEAM LEADER IN ASSISTS

Q. Morton-Robertson	1 (1-0)	3 (3-0)
Rasheed Bello	4 (4-0)	4 (4-0)
Jalen Jackson	1 (1-0)	1 (1-0)
Corey Hadnot II	1 (1-0)	1 (1-0)

TEAM LEADER IN STEALS

Q. Morton-Robertson	3 (3-0)	10 (4-6)
Anthony Roberts	2 (2-0)	9 (5-4)
Eric Mulder	1 (1-0)	2 (1-1)
Rasheed Bello	2 (2-0)	2 (2-0)

TEAM LEADER IN BLOCKS

Johnathan DeJurnett	0 (0-0)	12 (9-3)
Anthony Roberts	2 (2-0)	14 (12-2)
Eric Mulder	3 (3-0)	9 (7-2)
Q. Morton-Robertson	0 (0-0)	1 (1-0)
Maximus Nelson	1 (1-0)	1 (1-0)
Jalen Jackson	1 (1-0)	1 (1-0)

In the event of a statistical tie all players are
credited with win or loss.**2023-24 DUNKS**

Anthony Roberts	7
Eric Mulder	4
Corey Hadnot II	2
Jonathan DeJurnett	2
Rasheed Bello	1

UNI-WATCH**RECORD WHEN WEARING...**

White (Mastodon wordmark)	1-0
White (Mastodon shield logo)	1-0
Black	3-0
Gold	0-0
Grey	0-0

THE LAST TIME IT HAPPENED ...

SCORING

Scored 20-24 points: Jalen Jackson (21), vs. Andrews 11/9/23
Scored 25-29 points: Q. Morton-Robertson (27), vs. N. Arizona, 11/17/23
Scored 30-39 points: Jarred Godfrey (33), vs. Youngstown State, 2/10/23
Scored 40 points: Jarred Godfrey (41), vs. UIC, 1/8/21
Exactly Two players scored 20 points: Deonte Billups (26) & Jarred Godfrey (22), vs. IUPUI, 1/25/23
Exactly Three players scored 20 points: Kason Harrell (23), John Konchar (23), Matt Holba (20), vs. South Dakota State, 1/3/19
Exactly Four in double figures: Quinton Morton-Robertson (24), Rasheed Bello (15), Anthony Roberts (13), Jalen Jackson (13), at DePaul 11/7/23
Exactly Five in double figures: Jalen Jackson (19), Quinton Morton-Robertson (17), Rasheed Bello (15), Maximus Nelson (12), Anthony Roberts (11), vs. South Dakota, 11/18/23
Exactly Six in double figures: Bobby Planutis (14), Jarred Godfrey (10), Deonte Billups (15), Quinton Morton-Robertson (26), Anthony Roberts (11), Eric Mulder (15), vs. Manchester, 11/14/22
Exactly Seven in double figures: John Konchar (16), Jarred Godfrey (16), Matt Holba (15), Kason Harrell (14), Marcus DeBerry (14), Dee Montgomery (11), Matt Weir (11), at Eastern Illinois, 11/28/18
Exactly Eight in double figures: Jalen Jackson (21), Anthony Roberts (17), Rasheed Bello (17), Maximus Nelson (15), Corey Hadnot II (12), Johnathan DeJurnett (12), Eric Mulder (10), Khoi Thurmon (10) vs. Andrews, 11/9/23
Mastodons scored 50 points/half: 57 (2nd) vs. South Dakota, 11/18/23
Mastodons scored 100 points: 130, vs. Andrews, 11/9/23
Mastodons scored less than 20 points/half: 19 (1st), vs. Northern Ky., 3/7/22
Mastodons scored less than 30 points/half: 26 (1st), at Det-Mercy, 2/28/23
Mastodons scored less than 50 points/game: 43, vs. Northern Ky., 3/7/22

FIELD GOAL SHOOTING

Mastodons shot 60 percent/half: 62.16% (2nd), vs. Andrews, 11/9/23
Mastodons shot 70 percent/half: 75.0%, (1st), at Detroit Mercy, 2/26/22
Mastodons shot 60 percent/game: 60.9%, vs. Andrews, 11/9/23
Mastodons shot under 20 percent/half: 19.2%, at UIC, 12/7/19
Mastodons shot under 30 percent/half: 28.6%, vs. Detroit Mercy, 2/4/23
Mastodons shot under 30 percent/game: 29.6%, at Michigan, 11/7/22
Mastodons shot under 40 percent/game: 38.3%, at Det. Mercy, 2/28/23
Mastodons shot under 40 percent/game and won: 37.1%, vs. IUPUI, 1/25/23
Opponent shot over 60 percent/game: Wright State, 69.2%, 12/2/21

3-POINTERS

Made exactly 5 3-pointers: Q. Morton-Robertson, vs. N. Arizona, 11/17/23
Made exactly 6 3-pointers: Jarred Godfrey, vs. Youngstown State, 2/10/23
Made exactly 7 3-pointers: Deonte Billups, vs. IUPUI, 1/25/23
Made exactly 8 3-pointers: Quinton Morton-Robertson, vs. Manchester, 11/14/22
Made exactly 9 3-pointers: Max Landis, at Omaha, 1/16/16
Made 10 or more 3-pointers: Max Landis (11), at South Dakota, 2/4/16
Mastodons made 15 3-pointers: 21, vs. Manchester, 11/14/22
Mastodons did not make a 3-pointer: 0-of-9 vs. Miami (OH), 12/21/03
Mastodons did not make 5 3-pointers: 3-of-20 vs. Northern Ky., 3/7/22
Mastodons attempted 10 or fewer 3-pointers: 10, vs. Green Bay, 1/5/23
Mastodons attempted 30 3-pointers: 35, vs. South Dakota, 11/18/23
Mastodons attempted 40 3-pointers: 45, vs. Michigan-Dearborn, 1/17/22
Mastodons shot 60 percent 3FG (min. 10 att.): 62.6% (15-of-24), vs. Robert Morris, 1/21/22
Opponents made 1 or 0 3-pointers: 1, at IUPUI, 1/12/23

FREE THROWS

Made 10 of 10 or better: Jarred Godfrey, (11-11), vs. Green Bay, 1/5/23
Made 14 of 14 or better: Frank Gaines, (14-14), vs. Omaha, 1/5/13
Made 10 FTs: Jarred Godfrey (11-13), at Oakland, 2/2/23
Made 15 FTs: Bryson Scott (15-of-16), vs. NDSU, 1/20/18
Mastodons shot 85 percent (min. 10 atts): 85% (17-20), at DePaul 11/7/23
Mastodons shot 90 percent (min. 10 atts): 90.9% (10-11) vs. Green Bay, 2/6/22
Mastodons shot 100 percent (min. 10 atts): (16-16) vs. Wright State, 12/2/21
Mastodons made 30 FTs: (32-37), vs. Olivet, 12/28/17
Mastodons shot under 50 percent: 33.3% (1-3), at Oakland, 2/24/22
Mastodons made less than five FTs: 1 (1-3), at Oakland, 2/24/22
Mastodons attempted 40 free throws: (24-40), at Arkansas, 11/11/16
Mastodons attempted 50 free throws: (32-57), vs. UTPA, 11/16/12
Mastodons attempted less than five FTs: 3, at Oakland, 2/24/22
Mastodons attempted less than 10 FTs: 9, vs. Detroit Mercy, 2/4/23

OTHER

Last four-point play: Jarred Godfrey, vs. Wright State, 2/19/23 (1st half)

REBOUNDING

Had 10 rebounds: Anthony Roberts (10), vs. N. Arizona, 11/17/23
Had 15 rebounds: Ra Kpedi (15), vs. Wright State, 2/19/23
Had 20 rebounds: Matt Shepherd (21), vs. Metropolitan U-Puerto Rico, 12/23/00
Had 10 rebounds in two consecutive games: Anthony Roberts (10 vs. Texas A&M-Commerce, 11/12/23 & 10 vs. N. Arizona, 11/17/23)
Had 10 rebounds in three consecutive games: John Konchar (10 vs. IUPUI, 12/18/18, 10 vs. Siena Heights, 12/20/18, 13 at North Dakota, 12/29/18)
Had 10 rebounds in four consecutive games: John Konchar (11 at Eastern Illinois, 11/28/18; 12 vs. UMKC, 12/1/18; 11 vs. Akron, 12/5/18; 14 at Miami (OH), 12/8/18)
Had 10 rebounds in five consecutive games: John Konchar (13 at South Dakota, 1/14/16; 12 at Omaha, 1/16/16; 19 vs. North Dakota State, 1/21/16; 12 vs. IUPUI, 1/23/16; 14 at Oral Roberts, 1/28/16)

DOUBLE-DOUBLES

Last Player: Anthony Roberts (13p, 10r), vs. N. Arizona, 11/17/23
Had double-double in two consecutive games: Anthony Roberts (17p, 10r) vs. Texas A&M-Commerce, 11/12/23 & (13p, 10r) vs. N. Arizona, 11/17/23
Had double-double in three consecutive games: John Konchar (30p, 10r) vs. IUPUI; 12/18/18, (30p, 10r) vs. Siena Heights; 12/20/18, (18p, 13p) at North Dakota, 12/29/18
Had double-double in four consecutive games: John Konchar (16p, 11r) at Eastern Illinois, 11/28/18, (17p, 12r) vs. UMKC, 12/01/18, (13p, 11r) vs. Akron, 12/5/18; (28p, 14r), at Miami (OH), 12/8/18)
Had double-double in five consecutive games: John Konchar (22p, 13r) at South Dakota State, 1/14/16; (27p, 12r), at Omaha, 1/16/16; (10p, 19r) vs. North Dakota State, 1/21/16; (14p, 12r) vs. IUPUI, 1/23/16; (16p, 14r) at Oral Roberts, 1/28/16

TRIPLE-DOUBLES

Last Player: John Konchar (18p, 10r, 10a) vs. South Dakota, 3/10/19

ASSISTS

Had 8 assists: Jarred Godfrey (8), at Oakland, 2/24/22
Had 9 assists: Rasheed Bello (9), vs. South Dakota, 11/18/23
Had 10 assists: John Konchar (10), vs. South Dakota, 3/10/19
Had 15 assists: Russ Marcinek (19), vs. IUPUI, 12/20/93
Had 10 assists in exactly two consecutive games: Mo Evans (11), at Austin Peay, 11/30/16 and (10), vs. Miami (OH), 12/3/16
Had 10 assists in three consecutive games: Mo Evans (10) vs. South Dakota, 2/8/17, (12), vs. Omaha, 2/11/17 and (11), vs. North Dakota State, 2/15/17
Mastodons had 20 assists: 30, vs. Andrews, 11/9/23
Mastodons had 25 assists: 30, vs. Andrews, 11/9/23
Mastodons had 30 assists: 30, vs. Andrews, 11/9/23
Mastodons had fewer than 10 assists: 9, vs. Texas A&M Commerce, 11/13/23
Mastodons had 5 or fewer assists: 3, at Valparaiso, 12/18/10

BLOCKS

Blocked 5 shots: John Konchar (5), vs. Western Illinois, 2/14/18
Blocked 6 shots: Brent Calhoun (6), at Omaha, 1/7/17
Blocked 7 shots: Deilvez Yearby (7), vs. SIUE, 2/23/10
Blocked 8 shots: Deilvez Yearby (9), vs. UMKC, 1/16/10
Blocked 9 shots: Deilvez Yearby (9), vs. UMKC, 1/16/10
Mastodons blocked 10 shots: 11, vs. SIUE, 2/23/10
Mastodons blocked 0 shots: vs. Southern Miss, 11/23/22

STEALS

Had exactly 5 steals: Damian Chong Qui (5), at Oakland, 2/2/23
Had exactly 6 steals: Quintin Morton-Robertson (6), vs. Andrews, 11/9/23
Had exactly 7 steals: John Konchar (7), at Denver, 1/6/17
Had exactly 8 steals: Randy Spicer (8), vs. Northern Kentucky, 1/9/99
Mastodons had 15 steals: 23, vs. Andrews, 11/9/23
Mastodons had 20 steals: 23, vs. Andrews, 11/9/23

TURNOVERS

Mastodons committed 5 or less: 4, vs. Andrews, 11/9/23
Mastodons committed between 6-9: 6, vs. South Dakota, 11/18/23
Mastodons committed 20-24: 20, vs. Detroit Mercy, 12/1/22
Mastodons committed 25-29: 27 vs. Cleveland State, 12/19/20
Mastodons committed 30 or more: 31, vs. Southeastern Louisiana, 11/25/20

2023-24 PURDUE FORT WAYNE BASKETBALL ROSTER - NUMERICAL

#	Name	Pos.	Ht.	Wt.	Yr.	Hometown	High School / Previous School
0	Rasheed Bello	G	6-0	185	Jr.	Chicago, Ill.	DePaul Prep / UW-Parkside
1	Jalen Jackson	G	6-2	200	So.	Fort Wayne, Ind.	Northrop / UIC
2	Destin Whitaker	G	6-5	180	Sr.	Romeoville, Ill.	Romeoville / Fresno State
3	Quinton Morton-Robertson	G	5-8	155	R-Sr.	Radford, Va.	Radford / Radford
4	Chris Morgan	G	6-2	190	R-Fr.	Kaukauna, Wis.	Kaukauna
5	Johnathan DeJurnett	F	6-8	225	Sr.	Memphis, Tenn.	Lausanne Collegiate
10	Corey Hadnot II	G	6-3	175	Fr.	Atlanta, Ga.	Cypress Creek (Houston, Texas)
11	Maximus Nelson	F	6-8	215	So.	Appleton, Wis.	Appleton / Valparaiso
12	Jermaine Coleman	F	6-7	190	Fr.	Indianapolis, Ind.	Park Tudor
13	Deangelo Elisee	F	6-9	260	R-Jr.	Nassau, Bahamas	N. Florida Educational Institute / Triton
21	Khoi Thurmon	G	6-1	205	Fr.	Chicago, Ill.	Buchtel (Akron, Ohio)
22	Anthony Roberts	G	6-4	220	5th	Chicago, Ill.	Oak Park and River Forest / St. Cloud St.
23	Keyon Miller	G	6-2	160	Fr.	Indianapolis, Ind.	Southport
24	Keaton Dukes	G	6-3	170	So.	Syracuse, Ind.	Wawasee
32	Eric Mulder	F	6-8	225	So.	Oskaloosa, Iowa	Pella Christian

2023-24 PURDUE FORT WAYNE BASKETBALL ROSTER - ALPHABETICAL

#	Name	Pos.	Ht.	Wt.	Yr.	Hometown	High School / Previous School
0	Rasheed Bello	G	6-0	185	Jr.	Chicago, Ill.	DePaul Prep / UW-Parkside
12	Jermaine Coleman	F	6-7	190	Fr.	Indianapolis, Ind.	Park Tudor
5	Johnathan DeJurnett	F	6-8	225	Sr.	Memphis, Tenn.	Lausanne Collegiate
24	Keaton Dukes	G	6-3	170	So.	Syracuse, Ind.	Wawasee
13	Deangelo Elisee	F	6-9	260	R-Jr.	Nassau, Bahamas	N. Florida Educational Institute / Triton
10	Corey Hadnot II	G	6-3	175	Fr.	Atlanta, Ga.	Cypress Creek (Houston, Texas)
1	Jalen Jackson	G	6-2	200	So.	Fort Wayne, Ind.	Northrop / UIC
23	Keyon Miller	G	6-2	160	Fr.	Indianapolis, Ind.	Southport
4	Chris Morgan	G	6-2	190	R-Fr.	Kaukauna, Wis.	Kaukauna
3	Quinton Morton-Robertson	G	5-8	155	R-Sr.	Radford, Va.	Radford / Radford
32	Eric Mulder	F	6-8	225	So.	Oskaloosa, Iowa	Pella Christian
11	Maximus Nelson	F	6-8	215	So.	Appleton, Wis.	Appleton / Valparaiso
22	Anthony Roberts	G	6-4	220	5th	Chicago, Ill.	Oak Park and River Forest / St. Cloud St.
21	Khoi Thurmon	G	6-1	205	Fr.	Chicago, Ill.	Buchtel (Akron, Ohio)
2	Destin Whitaker	G	6-5	180	Sr.	Romeoville, Ill.	Romeoville / Fresno State

Head Coach: Jon Coffman (10th season)

Assistant Coaches: Ryan Sims, Adam Blaylock, Mike Wolf

Assistant to the Head Coach/Recruiting Coordinator: Pat Lepper

Director of Player Development: Isaac Hibbard

Director of Analytics: Josh Kelly

Athletic Trainer: Dan Rosselli

YEARS OF ELIGIBILITY REMAINING AFTER 2023-24

None: Anthony Roberts

One: Quinton Morton-Robertson,
Johnathan DeJurnett, Rasheed Bello, Destin Whitaker

Two: Keaton Dukes, Eric Mulder, Deangelo Elisee,
Jalen Jackson, Maximus Nelson

Three: Jermaine Coleman, Corey Hadnot II,
Chris Morgan, Keyon Miller, Khoi Thurman

SAY MY NAME, SAY MY NAME

#2 Destin **Wit - uh - ker**

#5 Johnathan **Day - Jurn - Nae**

#13 Deangelo **Eh - lee - say**

#21 **Koy** Thurmon

CITY & HIGH SCHOOL PRONUNCIATIONS

Kaukauna = Kaw – KON - Uh

Buchtel = Book - tul

RADIO / TV ROSTER



0 RASHEED BELLO

6-0 | G | Jr.
Chicago, Ill.



1 JALEN JACKSON

6-2 | G | So.
Fort Wayne, Ind.



2 DESTIN WHITAKER

6-5 | G | Sr.
Romeoville, Ill.



**3 QUINTON
MORTON-ROBERTSON**

5-8 | G | R-Sr.
Radford, Va.



4 CHRIS MORGAN

6-2 | G | R-Fr.
Kaukauna, Wis.



5 JOHNATHAN DEJURNETT

6-8 | F | Sr.
Memphis, Tenn.



10 COREY HADNOT II

6-3 | G | Fr.
Atlanta, Ga.



11 MAXIMUS NELSON

6-8 | F | So.
Appleton, Wis.



12 JERMAINE COLEMAN

6-7 | F | Fr.
Indianapolis, Ind.



13 DEANGELO ELISEE

6-9 | F | R-Jr.
Nassau, Bahamas




21 KHOI THURMON

6-1 | G | Fr.
Chicago, Ill.



22 ANTHONY ROBERTS

6-4 | G | 5th.
Chicago, Ill.



23 KEYON MILLER

6-2 | G | Fr.
Indianapolis, Ind.



24 KEATON DUKES

6-3 | G | So.
Syracuse, Ind.



32 ERIC MULDER

6-8 | F | So.
Oskaloosa, Iowa



JON COFFMAN

Head Coach
10th season




RYAN SIMS

Assistant Coach
14th season



ADAM BLAYLOCK

Assistant Coach
6th season




MIKE WOLF

Assistant Coach
5th season




PAT LEPPER

Assistant Coach
3rd season



ISAAC HIBBARD

Director of
Player Development
2nd season



JOSH KELLY

Director of Analytics
3rd season

TEAM RANKINGS - NATIONAL AND HORIZON LEAGUE

Statistic	National Rank	Conference Rank	Value	National Leader	Value	Conference Leader	Value
Assist/Turnover Ratio (351 ranked)	28	1	1.69	Iowa	3.11	Purdue Fort Wayne	1.69
Assists Per Game (351 ranked)	105	1	15.2	Kansas	27.5	Purdue Fort Wayne	15.2
Bench Points per game (351 ranked)	122	3	25.60	Alabama A&M	44.50	Milwaukee	36.00
Blocks Per Game (351 ranked)	246	7	2.8	Western Ill.	9.0	Cleveland St.	6.0
Effective FG pct (351 ranked)	31	1	0.582	Alabama	0.662	Purdue Fort Wayne	0.582
Fastbreak Points (351 ranked)	9	1	21.80	Eastern Ky.	29.33	Purdue Fort Wayne	21.80
Field Goal Percentage (351 ranked)	36	1	50.6	Kansas	58.3	Purdue Fort Wayne	50.6
Field Goal Percentage Defense (351 ranked)	196	4	42.3	Iowa St.	31.5	Green Bay	37.7
Fouls Per Game (351 ranked)	136	4	16.8	Creighton	8.5	Youngstown St.	14.4
Free Throw Attempts Per Game (351 ranked)	206	4	19.4	UTEP	32.2	Cleveland St.	24.8
Free Throw Percentage (351 ranked)	139	6	72.2	Weber St.	84.4	Robert Morris	77.8
Free Throws Made Per Game (350 ranked)	182	3	14.0	Alabama	24.0	Cleveland St.	16.6
Rebound Margin (351 ranked)	208	4	1.0	Arizona	21.8	Youngstown St.	5.0
Rebounds (Defensive) Per Game (351 ranked)	146	2	27.20	George Washington	36.50	Green Bay	28.50
Rebounds (Offensive) Per Game (351 ranked)	276	8	9.20	Eastern Ky.	20.00	Milwaukee	17.00
Rebounds Per Game (351 ranked)	211	5	36.40	Eastern Ky.	51.33	Milwaukee	41.00
Scoring Defense (351 ranked)	73	1	64.0	Iowa St.	45.8	Purdue Fort Wayne	64.0
Scoring Margin (351 ranked)	10	1	29.6	Iowa St.	45.5	Purdue Fort Wayne	29.6
Scoring Offense (351 ranked)	11	1	93.6	Eastern Ky.	105.0	Purdue Fort Wayne	93.6
Steals Per Game (351 ranked)	9	1	12.2	Bethune-Cookman	17.2	Purdue Fort Wayne	12.2
Three Point Attempts Per Game (351 ranked)	67	2	26.4	Sacramento St.	34.4	Milwaukee	30.2
Three Point Percentage (351 ranked)	32	1	39.4	Alabama	48.9	Purdue Fort Wayne	39.4
Three Point Percentage Defense (351 ranked)	57	1	26.6	Louisiana	13.0	Purdue Fort Wayne	26.6
Three Pointers Per Game (351 ranked)	24	1	10.4	Creighton	13.5	Purdue Fort Wayne	10.4
Turnover Margin (351 ranked)	1	1	12.2	Purdue Fort Wayne	12.2	Purdue Fort Wayne	12.2
Turnovers Forced Per Game (350 ranked)	3	1	21.20	Bethune-Cookman	23.75	Purdue Fort Wayne	21.20
Turnovers Per Game (351 ranked)	25	1	9.0	Iowa	6.8	Purdue Fort Wayne	9.0
Winning Percentage (337 ranked)	1	1	100.0	52 teams tied	100.0	Purdue Fort Wayne	100.0

INDIVIDUAL RANKINGS - NATIONAL AND HORIZON LEAGUE

Statistic	Player	National Rank	Conference Rank	Value	National Leader	Value	Conference Leader	Value
Assist/Turnover Ratio (344 ranked)	Rasheed Bello Quinton Morton-Robertson	72 116	2 3	3.43 2.71	Dasonte Bowen, Iowa	17.00	Trey Calvin, Wright St.	4.50
Assists (306 ranked)	Rasheed Bello Quinton Morton-Robertson	49 120	1 4	24 19	Savion Lewis, Quinnipiac	42	Rasheed Bello, Purdue Fort Wayne	24
Assists Per Game (342 ranked)	Rasheed Bello Quinton Morton-Robertson	78 182	2 5	4.8 3.8	Jared Bynum, Stanford	8.5	Michael Bradley, Northern Ky.	5.2
Blocks (316 ranked)	Anthony Roberts Eric Mulder	141 316	6 12	6 4	Justice Ajogbor, Harvard	16	KJ Debrick, Cleveland St.	10
Blocks Per Game (261 ranked)	Anthony Roberts	221	8	1.20	Justin Abson, App State Isaiah Cozart, Eastern Ky.	4.00 4.00	Keeyan Itejere, Northern Ky.	2.25
Double Doubles (84 ranked)	Anthony Roberts	27	2	2	Enrique Freeman, Akron Igor Milicic Jr., Charlotte Nana Owusu-Anane, Brown	4 4 4	DJ Burns, Youngstown St.	3
Field Goal Attempts (338 ranked)	Rasheed Bello Anthony Roberts	63 201	5 11	69 57	Tai'Reon Joseph, Southern U. Isaiah Cozart, Air Force	93 93	BJ Freeman, Milwaukee Trey Townsend, Oakland	74 74
Field Goal Percentage (348 ranked)	Jalen Jackson Anthony Roberts Quinton Morton-Robertson	162 169 205	3 4 7	53.1 52.6 51.0	Jonathan Mogbo, San Francisco	81.0	AJ Braun, Wright St.	68.8
Field Goals (335 ranked)	Rasheed Bello Anthony Roberts Jalen Jackson Quinton Morton-Robertson	88 88 211 241	4 4 11 12	30 30 26 25	Jaedon LeDee, San Diego St.	45	Jlynn Counter, IUPUI	39
Free Throw Attempts (341 ranked)	Rasheed Bello Jalen Jackson	159 341	3 6	24 19	Jaedon LeDee, San Diego St.	53	Tristan Enaruna, Cleveland St.	31
Free Throw Percentage (349 ranked)	Quinton Morton-Robertson Rasheed Bello	47 208	4 9	92.9 83.3	20 players tied	100.0	Tanner Holden, Wright St. Trey Townsend, Oakland	94.4 94.4
Free Throws (328 ranked)	Rasheed Bello	114	2	20	Jaedon LeDee, San Diego St. Jamarii Thomas, Norfolk St.	41 41	Tristan Enaruna, Cleveland St.	22
Minutes Per Game (347 ranked)	Quinton Morton-Robertson	332	16	30:42	Kareem Thompson, Oral Roberts	39:35	Jack Gohlke, Oakland	37:01
Points (342 ranked)	Rasheed Bello Quinton Morton-Robertson Jalen Jackson Anthony Roberts	65 172 251 251	1 8 10 10	89 77 71 71	Jaedon LeDee, San Diego St.	134	Rasheed Bello, Purdue Fort Wayne	89
Points Per Game (347 ranked)	Rasheed Bello Quinton Morton-Robertson	120 281	5 11	17.8 15.4	Jaedon LeDee, San Diego St.	26.8	Trey Calvin, Wright St.	26.3
Rebounds (345 ranked)	Eric Mulder Anthony Roberts	211 303	6 9	32 29	Enrique Freeman, Akron	67	DJ Burns, Youngstown St.	41
Rebounds (Defensive) Per Game (329 ranked)	Anthony Roberts	266	7	4.80	Dillon Jones, Weber St.	10.80	Markeese Hastings, Robert Morris Elijah Jones, Green Bay	6.75 6.75
Rebounds (Offensive) Per Game (341 ranked)	Eric Mulder	235	9	2.40	Isaiah Cozart, Eastern Ky.	7.00	AJ Braun, Wright St.	3.75
Rebounds Per Game (343 ranked)	Eric Mulder	323	10	6.4	Enrique Freeman, Akron	13.4	Markeese Hastings, Robert Morris	9.8
Steals (264 ranked)	Rasheed Bello Quinton Morton-Robertson Anthony Roberts Jalen Jackson Eric Mulder	34 55 117 264 264	1 2 5 11 11	12 11 9 7 7	Arturo Dean, FIU	20	Rasheed Bello, Purdue Fort Wayne	12
Steals Per Game (339 ranked)	Rasheed Bello Quinton Morton-Robertson Anthony Roberts	51 89 187	1 2 6	2.40 2.20 1.80	Damani McEntire, Bethune-Cookman	4.75	Rasheed Bello, Purdue Fort Wayne	2.40
Three Point Attempts (308 ranked)	Quinton Morton-Robertson Rasheed Bello	165 308	6 9	28 23	Ethan Taylor, Air Force	59	Jack Gohlke, Oakland	57
Three Point Percentage (159 ranked)	Quinton Morton-Robertson	26	2	50.0	Jameel Brown, Penn St.	68.8	Jayson Woodrich, Cleveland St.	56.5
Three Pointers Per Game (348 ranked)	Quinton Morton-Robertson Maximus Nelson	81 257	5 9	2.80 2.00	Gabe Dorsey, William & Mary Isaiah Swope, Indiana St.	4.33 4.33	Jack Gohlke, Oakland	3.80
Total 3-point FGM (265 ranked)	Quinton Morton-Robertson Maximus Nelson Rasheed Bello	45 185 265	3 8 9	14 10 9	Gabe Dorsey, William & Mary	26	Jack Gohlke, Oakland	19
Triple Doubles (2 ranked)					Kevin McCullar Jr., Kansas	2		

HEAD COACH JON COFFMAN



PURDUE FORT WAYNE HEAD COACHES

	Career Record (Years)	Pct.
Jon Coffman 161-129 (10th season)		.554
Andy Piazza	142-108 (9)	.568
Tony Jasick	52-47 (3)	.531
Gene Hany	12-12 (1)	.500
Tim Russell	67-72 (5)	.482
Dane Fife	82-97 (6)	.458
Jon Williams	32-49 (3)	.395
Gordon Stauffer	37-68 (3)	.352
Doug Noll	40-119 (6+)	.336
Joe Pechota	4-9 (0+)	.308
Ken Workman	15-61 (3)	.197
George Wehrmeister	5-21 (1)	.192

JON COFFMAN CAREER

2023-24	Purdue Fort Wayne	Head Coach
2022-23	Purdue Fort Wayne	Head Coach
2022-21	Purdue Fort Wayne	Head Coach
2021-22	Purdue Fort Wayne	Head Coach
2020-21	Purdue Fort Wayne	Head Coach
2019-20	Purdue Fort Wayne	Head Coach
2018-19	Purdue Fort Wayne	Head Coach
2017-18	Purdue Fort Wayne	Head Coach
2016-17	Purdue Fort Wayne	Head Coach
2015-16	Purdue Fort Wayne	Head Coach
2014-15	Purdue Fort Wayne	Head Coach
2013-14	Purdue Fort Wayne	Assistant Coach
2012-13	Purdue Fort Wayne	Assistant Coach
2011-12	Purdue Fort Wayne	Assistant Coach
2010-11	Colgate	Assistant Coach
2009-10	Colgate	Assistant Coach
2008-09	Stetson	Assistant Coach
2007-08	Stetson	Assistant Coach
2006-07	Stetson	Assistant Coach
2005-06	Stetson	Assistant Coach
2004-05	Stetson	Assistant Coach
2003-04	Stetson	Assistant Coach
2002-03	Stetson	Assistant Coach
2001-02	Stetson	Assistant Coach
2000-01	College of Charleston	Assistant Coach
1999-00	Emory and Henry	Assistant Coach
1998-99	Emory and Henry	Assistant Coach

As Head Coach (2014-present)

- Program leader in coaching victories
- 2021-22 Horizon League Coach of the Year
- 2015-16 Summit League Coach of the Year
- Won the 2021-22 Horizon League regular season title
- Won the 2015-16 Summit League regular season title
- National Invitational Tournament berth in 2016
- CollegeInsider.com Tournament berths in 2015, 2017, 2018
- College Basketball Invitational berth in 2022
- From 2015 to 2019, team ranked in the top 15 in 3-pointers per game each season
- Beat Indiana in back-to-back seasons in 2016 and 2017
- Win over No. 3 Indiana in 2016 matched the highest-ranked team a Summit League school has ever defeated
- Win over No. 3 Indiana in 2016 was the first win over an AP Top 25 team in program history
- Win over Indiana in 2017 had the largest margin of victory (20) and was the largest Summit League win against a Big Ten opponent since 1994
- In five seasons from 2013 to 2019, the Mastodons ranked in the top 35 in the country in points per game
- Only Division I team in Indiana from 2013-14 to 2017-18 to play in the postseason each of the five years
- Compiled six consecutive winning seasons from 2014-2019, joining South Dakota State as the only teams in the Summit League to do so
- Multiple times set a program record for highest ranking in the CollegeInsider.com Mid-Major Poll, reaching as high as No. 6 in 2016
- Received program's first ever Associated Press and USA TODAY Top 25 votes in 2016
- Earned NCAA APR Public Recognition Awards in 2016 and 2017
- Recruited and coached John Konchar, who moved on to play with the Memphis Grizzlies
- John Konchar became the first student-athlete in NCAA Division I men's basketball history to record 2,000 points, 1,000 rebounds, 500 assists and 250 steals
- John Konchar became the first player in program history to be named All-League First Team each of his four seasons
- Since 1992-93, John Konchar is the only player in NCAA Division I with two seasons of 450 points, 200 rebounds, 150 assists and 60 steals
- John Konchar's program ranks: 2nd in points (2,065), 1st in rebounds (1,150), 2nd in assists (554), 2nd in steals (272) and 7th in blocks (78). Assists and steals totals were DI era records
- John Konchar became just the second player in program history selected to participate in the Portsmouth Invitational
- Jarred Godfrey used a fifth season to finish as the program's career leader in points (2,164) and games played (153). He finished second in field goals (743), third in free throws (417), third in rebounds (650), assists (478) and steals (217)
- Bryson Scott set the program record for single-season points (746) and career scoring average (19.4 per game)
- Bryson Scott and John Konchar were selected to play in the NABC Reese's College All Star Game
- Bryson Scott and Kason Harrell played in the 3x3U National Championships at Final Four
- Mo Evans finished his career as the program leader in 3-pointers with 266
- Mo Evans recorded 463 career assists, third in program history and second during the DI era only to Konchar
- 2017 senior class finished with most wins in program history (85)
- Max Landis named the Summit League Player of the Year and Associated Press All-American in 2016
- Max Landis made a single-season program record 125 3-pointers in 2015-16
- Max Landis set a program record with 44 points and 11 3-pointers at South Dakota on Feb. 4, 2016
- Max Landis participated in the State Farm 3-point Championship at the Final Four
- 26 Summit League Academic Honor Roll selections from 2014-2020
- Five Mastodons selected in the G-League Draft (Bryson Scott (2018), Steve Forbes (2015), Luis Jacobo (2014), Deilvez Yearby (2014) and Frank Gaines (2013))
- Six of program's top 10 all-time scorers have played during Coffman's time at Purdue Fort Wayne (John Konchar, Frank Gaines, Mo Evans, Kason Harrell, Bryson Scott and Jarred Godfrey)
- Nine Mastodons have scored 1,000 points during Coffman's time at Purdue Fort Wayne (John Konchar, Frank Gaines, Mo Evans, Kason Harrell, Bryson Scott, Joe Reed, Joe Edwards, Jarred Godfrey and Deonte Billups)

As Mastodon Assistant Coach (2011-2014)

- Earned program's first postseason berth, defeating Akron in the CIT in 2014
- 2013-14 squad finished 25-11 for program's first 20-win season in the Division I era
- 2013-14 team ended the season with the eighth-best field goal percentage in NCAA Division I
- Team ranked 16th in NCAA Division I in three-point field goal percentage in 2013-14

Bio

Coffman graduated from Washington & Lee University in 1996, earning a pair of bachelor's degrees in economics and geology. He was also a three-year starter for the Generals basketball team and captain of the 1995-96 squad. After graduation, Coffman worked in finance for two years in San Francisco, California before joining the coaching ranks in 1997. Coffman and his wife, Tracy, have a son, Thomas, and a daughter, Lucy. They reside in Fort Wayne. Tracy is the pitching coach for the Mastodon softball team and owns 20 years of coaching experience.



RASHEED
BELLO

Junior | 6-0 | 185
Chicago, Ill.
DePaul Prep/ UW-Parkside

0

GUARD

DI/SEASON HIGH	CATEGORY	CAREER HIGH
35, vs. South Dakota, 11/18/23	Minutes	40, twice
29, vs. TAMCU, 11/12/23	Points	36, vs. Grand Valley State, 1/5/23
6, at DePaul, 11/7/23	Rebounds	12, vs. Northern Michigan, 12/3/22
9, vs. South Dakota, 11/18/23	Assists	9, vs. South Dakota, 11/18/23
4, vs. South Dakota, 11/18/23	Steals	6, vs. Grand Valley State, 1/5/23
	Blocks	2, four times
10, vs. TAMCU, 11/12/23	FG Made	15, vs. Grand Valley State, 1/5/23
18, vs. TAMCU, 11/12/23	FG Attempts	21, vs. Grand Valley State, 1/5/23
3, twice	3-PT Made	6, vs. Davenport, 1/7/23
8, vs. South Dakota, 11/18/23	3-PT Attempts	9, three times
7, at DePaul, 11/7/23	FT Made	9, twice
10, at DePaul, 11/7/23	FT Attempts	13, at Northwood, 2/26/22

GAME-BY-GAME

Opponent	Date	GS	MIN	Total		3-Pointers		Free throws		Rebounds											
				FG-FGA	PCT	3FG-3FGA	PCT	FT-FTA	PCT	OFF	DEF	TOT	AVG	PF	A	TO	BLK	STL	PTS	AVG	
at DePaul	11/07/2023	*	22:55	4-10	.400	0-4	.000	7-10	.700	2	4	6	6.0	1	3	0	0	2	15	15.0	
Andrews	11/09/2023	*	16:32	6-11	.545	2-4	.500	3-3	1.000	0	2	2	4.0	1	4	1	0	3	17	16.0	
Tex. A&M-Commerce	11/12/2023	*	29:05	10-18	.556	3-3	1.000	6-7	.857	0	4	4	4.0	0	4	0	0	0	29	20.3	
vs Northern Ariz.	11/17/2023	*	24:44	5-14	.357	1-4	.250	2-2	1.000	1	4	5	4.3	2	4	4	0	3	13	18.5	
vs South Dakota	11/18/2023	*	35:17	5-16	.313	3-8	.375	2-2	1.000	0	3	3	4.0	3	9	2	0	4	15	17.8	
Totals		5	128:33	30-69	.435	9-23	.391	20-24	.833	3	17	20	4.0	7	24	7	0	12	89	17.8	

Player Averages

Games Played	Minutes/ game	Points/ game	FG Pct	3FG Pct	FT Pct	Rebounds/ game	Assists/ game	Turnovers/ game	Assist/Turnover ratio	Steals/ game	Blocks/ game
5	25.7	17.8	43.5	39.1	83.3	4.0	4.8	1.4	3.4	2.4	0.0

'DON FACT

- Brothers, Kareem and Raheem, played at NCAA Division III St. Mary University of Minnesota

CAREER AWARDS

- Horizon League Player of the Week (Nov. 13, 2023)
- 2022-23 Great Lakes Intercollegiate Athletic Conference Player of the Year
- 2022-23 All-GLIAC First Team
- 2022-23 All-GLIAC Defensive Team
- GLIAC Player of the Week (Nov. 14, 2022)
- 2021-22 GLIAC Freshman of the Year

CAREER STATS

				Field Goals		3-Point		F-Throws		Rebounds									Scoring	
SEASON	TEAM	GP-GS	MIN/AVG	FG-FGA	FG%	3FG-3FGA	3FG%	FT-FTA	FT%	OFF	DEF	TOT	AVG	PF-FO	A	TO	BLK	STL	PTS	AVG
2021-22	UWP	28-20	743/26.5	89-192	.464	21-53	.396	56-80	.700	30	67	97	3.5	44-0	59	43	11	42	255	9.1
2022-23	UWP	30-30	1053/35.1	190-413	.460	52-121	.430	104-137	.759	22	132	154	5.1	48-0	136	81	15	74	536	17.9
2023-24	Pur-FW	5-5	129/25.7	30-69	.435	9-23	.391	20-24	.833	3	17	20	4.0	7-0	24	7	0	12	89	17.8
TOTAL FOR Pur-FW		5-5	129/25.7	30-69	.435	9-23	.391	20-24	.833	3	17	20	4.0	7-0	24	7	0	12	89	17.8
TOTAL		63-55	1925/30.6	309-674	.458	82-197	.416	180-241	.747	55	216	271	4.3	99-0	219	131	26	128	880	14.0



1

JALEN JACKSON

Sophomore | 6-2 | 200
Fort Wayne, Ind.
Northrop/UIC

GUARD

SEASON HIGH	CATEGORY	CAREER HIGH
29, vs. N. Arizona, 11/17/23	Minutes	38, twice
21, vs. Andrews, 11/9/23	Points	23, vs. Indiana State, 2/15/23
8, at DePaul, 11/7/23	Rebounds	8, at DePaul, 11/7/23
3, at DePaul, 11/7/23	Assists	6, vs. Belmont, 1/4/23
3, vs. Andrews, 11/9/23	Steals	5, vs. Trinity Christian, 11/7/22
1, vs. TAMCU, 11/12/23	Blocks	2, twice
9, vs. Andrews, 11/9/23	FG Made	9, twice
12, twice	FG Attempts	19, at Belmont, 2/11/23
3, vs. Andrews, 11/9/23	3-PT Made	3, twice
5, vs. Andrews, 11/9/23	3-PT Attempts	7, vs. Indiana State, 2/15/23
4, twice	FT Made	10, vs. Bradley, 1/29/23
6, twice	FT Attempts	13, vs. Bradley, 1/29/23

GAME-BY-GAME

Opponent	Date	GS	MIN	Total		3-Pointers		Free throws		Rebounds											
				FG-FGA	PCT	3FG-3FGA	PCT	FT-FTA	PCT	OFF	DEF	TOT	AVG	PF	A	TO	BLK	STL	PTS	AVG	
at DePaul	11/07/2023	*	27:00	5-12	.417	1-2	.500	2-2	1.000	1	7	8	8.0	5	3	2	0	1	13	13.0	
Andrews	11/09/2023	*	18:47	9-12	.750	3-5	.600	0-0	.000	0	3	3	5.5	0	2	0	0	3	21	17.0	
Tex. A&M-Commerce	11/12/2023	*	20:06	2-5	.400	1-1	1.000	4-6	.667	0	3	3	4.7	3	1	1	1	0	9	14.3	
vs Northern Ariz.	11/17/2023	*	29:43	3-9	.333	0-3	.000	3-6	.500	0	3	3	4.3	3	2	4	0	2	9	13.0	
vs South Dakota	11/18/2023	*	22:42	7-11	.636	1-2	.500	4-5	.800	0	1	1	3.6	3	1	0	0	1	19	14.2	
Totals		5	118:18	26-49	.531	6-13	.462	13-19	.684	1	17	18	3.6	14	9	7	1	7	71	14.2	

Player Averages

Games Played	Minutes/game	Points/game	FG Pct	3FG Pct	FT Pct	Rebounds/game	Assists/game	Turnovers/game	Assist/Turnover ratio	Steals/game	Blocks/game
5	23.7	14.2	53.1	46.2	68.4	3.6	1.8	1.4	1.3	1.4	0.2

'DON FACT

• Held a basketball camp in Fort Wayne for kids in summer 2023

CAREER STATS

				Field Goals		3-Point		F-Throws		Rebounds									Scoring	
SEASON	TEAM	GP-GS	MIN/AVG	FG-FGA	FG%	3FG-3FGA	3FG%	FT-FTA	FT%	OFF	DEF	TOT	AVG	PF-FO	A	TO	BLK	STL	PTS	AVG
2022-23	UIC	30-14	748/24.9	73-172	.424	14-44	.318	59-92	.641	13	46	59	2.0	70-1	49	47	11	35	219	7.3
2023-24	Pur-FW	5-5	118/23.7	26-49	.531	6-13	.462	13-19	.684	1	17	18	3.6	14-1	9	7	1	7	71	14.2
TOTAL FOR Pur-FW		5-5	118/23.7	26-49	.531	6-13	.462	13-19	.684	1	17	18	3.6	14-1	9	7	1	7	71	14.2
TOTAL		35-19	866/24.8	99-221	.448	20-57	.351	72-111	.649	14	63	77	2.2	84-2	58	54	12	42	290	8.3



2

DESTIN
WHITAKER

Senior | 6-5 | 180
 Romeoville, Ill.
 Romeoville / Fresno State

GUARD

SEASON HIGH	CATEGORY	CAREER HIGH
21, vs. Andrews, 11/9/23	Minutes	34, vs. Washington, 11/23/22
8, vs. Andrews, 11/9/23	Points	18, at Coastal Carolina, 4/1/22
6, vs. Andrews, 11/9/23	Rebounds	6, vs. Andrews, 11/9/23
3, vs. Andrews, 11/9/23	Assists	3, vs. Andrews, 11/9/23
2, twice	Steals	2, four times
	Blocks	1, twice
3, vs. Andrews, 11/9/23	FG Made	6, at Coastal Carolina, 4/1/22
8, vs. Andrews, 11/9/23	FG Attempts	9, twice
2, vs. Andrews, 11/9/23	3-PT Made	6, at Coastal Carolina, 4/1/22
7, vs. Andrews, 11/9/23	3-PT Attempts	7, four times
3, vs. South Dakota, 11/18/23	FT Made	3, vs. South Dakota, 11/18/23
3, twice	FT Attempts	3, three times

GAME-BY-GAME

Opponent	Date	GS	MIN	Total		3-Pointers		Free throws		Rebounds				PF	A	TO	BLK	STL	PTS	AVG
				FG-FGA	PCT	3FG-3FGA	PCT	FT-FTA	PCT	OFF	DEF	TOT	AVG							
at DePaul	11/07/2023		04:20	0-0	.000	0-0	.000	0-0	.000	0	0	0	0.0	1	0	0	0	0	0	0.0
Andrews	11/09/2023		21:40	3-8	.375	2-7	.286	0-0	.000	0	6	6	3.0	1	3	0	0	2	8	4.0
Tex. A&M-Commerce	11/12/2023		07:48	1-3	.333	1-3	.333	0-0	.000	0	1	1	2.3	1	0	0	0	0	3	3.7
vs Northern Ariz.	11/17/2023		05:40	0-1	.000	0-1	.000	2-3	.667	1	1	2	2.3	2	0	0	0	2	2	3.3
vs South Dakota	11/18/2023		04:58	0-0	.000	0-0	.000	3-3	1.000	0	0	0	1.8	2	0	2	0	0	3	3.2
Totals		0	44:26	4-12	.333	3-11	.273	5-6	.833	1	8	9	1.8	7	3	2	0	4	16	3.2

Player Averages

Games Played	Minutes/game	Points/game	FG Pct	3FG Pct	FT Pct	Rebounds/game	Assists/game	Turnovers/game	Assist/Turnover ratio	Steals/game	Blocks/game
5	8.9	3.2	33.3	27.3	83.3	1.8	0.6	0.4	1.5	0.8	0.0

'DON FACT

• Named to 2022 The Basketball Classic All-Tournament Team

CAREER STATS

				Field Goals		3-Point		F-Throws		Rebounds									Scoring	
SEASON	TEAM	GP-GS	MIN/AVG	FG-FGA	FG%	3FG-3FGA	3FG%	FT-FTA	FT%	OFF	DEF	TOT	AVG	PF-FO	A	TO	BLK	STL	PTS	AVG
2020-21	Fresno	13-0	75/5.7	7-21	.333	6-15	.400	2-2	1.000	1	4	5	0.4	11-0	1	2	0	0	22	1.7
2021-22	Fresno	26-2	373/14.4	26-57	.456	24-50	.480	6-8	.750	4	11	15	0.6	29-0	10	10	0	9	82	3.2
2022-23	Fresno	29-3	456/15.7	20-68	.294	18-61	.295	7-8	.875	2	23	25	0.9	27-0	3	12	2	8	65	2.2
TOTAL FOR Pur-FW		0-0	0/0.0	0-0	.000	0-0	.000	0-0	.000	0	0	0	0.0	0-0	0	0	0	0	0	0.0
TOTAL		68-5	904/13.3	53-146	.363	48-126	.381	15-18	.833	7	38	45	0.7	67-0	14	24	2	17	169	2.5



3

QUINTON
MORTON-ROBERTSON

RS Senior | 5-8 | 165
Radford, Va.
Radford / Radford

GUARD

SEASON HIGH	CATEGORY	CAREER HIGH
36, vs. South Dakota, 11/18/23	Minutes	36, vs. South Dakota, 11/18/23
27, vs. N. Arizona, 11/17/23	Points	27, vs. N. Arizona, 11/17/23
4, vs. Andrews, 11/9/23	Rebounds	6, at UNC Asheville, 1/25/21
9, vs. Andrews, 11/9/23	Assists	9, vs. Andrews, 11/9/23
6, vs. Andrews, 11/9/23	Steals	6, vs. Andrews, 11/9/23
	Blocks	1, twice
8, twice	FG Made	9, vs. Manchester, 11/14/22
14, at DePaul, 11/7/23	FG Attempts	14, at DePaul, 11/7/23
5, vs. N. Arizona, 11/17/23	3-PT Made	8, vs. Manchester, 11/14/22
9, vs. South Dakota, 11/18/23	3-PT Attempts	9, twice
4, at DePaul, 11/7/23	FT Made	5, three times
4, at DePaul, 11/7/23	FT Attempts	9, at UNC Asheville, 1/25/21

GAME-BY-GAME

Opponent	Date	GS	MIN	Total		3-Pointers		Free throws		Rebounds				PF	A	TO	BLK	STL	PTS	AVG
				FG-FGA	PCT	3FG-3FGA	PCT	FT-FTA	PCT	OFF	DEF	TOT	AVG							
at DePaul	11/07/2023	*	34:12	8-14	.571	4-4	1.000	4-4	1.000	0	2	2	2.0	3	2	2	0	1	24	24.0
Andrews	11/09/2023	*	19:53	1-3	.333	0-2	.000	0-0	.000	1	3	4	3.0	2	9	0	0	6	2	13.0
Tex. A&M-Commerce	11/12/2023	*	31:02	3-8	.375	1-5	.200	0-0	.000	0	2	2	2.7	0	3	1	0	1	7	11.0
vs Northern Ariz.	11/17/2023	*	32:05	8-11	.727	5-8	.625	6-6	1.000	1	2	3	2.8	1	2	4	0	3	27	15.0
vs South Dakota	11/18/2023	*	36:15	5-13	.385	4-9	.444	3-4	.750	0	2	2	2.6	0	3	0	0	0	17	15.4
Totals		5	153:28	25-49	.510	14-28	.500	13-14	.929	2	11	13	2.6	6	19	7	0	11	77	15.4

Player Averages

Games Played	Minutes/ game	Points/ game	FG Pct	3FG Pct	FT Pct	Rebounds/ game	Assists/ game	Turnovers/ game	Assist/Turnover ratio	Steals/ game	Blocks/ game
5	30.7	15.4	51.0	50.0	92.9	2.6	3.8	1.4	2.7	2.2	0.0

'DON FACT

• First time not attending a school named Radford after growing up in Radford, Va. and attending Radford High School and starting college at Radford.

CAREER AWARDS

• 2x Horizon League Freshman of the Week (Nov. 13, 2023 and Nov. 20, 2023)

CAREER STATS

				Field Goals		3-Point		F-Throws		Rebounds									Scoring	
SEASON	TEAM	GP-GS	MIN/AVG	FG-FGA	FG%	3FG-3FGA	3FG%	FT-FTA	FT%	OFF	DEF	TOT	AVG	PF-FO	A	TO	BLK	STL	PTS	AVG
2019-20	Rad	19-0	112/5.9	10-26	.385	4-17	.235	1-6	.167	0	9	9	0.5	6-0	17	5	0	3	25	1.3
2020-21	Rad	22-11	459/20.9	49-122	.402	35-92	.380	30-44	.682	4	42	46	2.1	31-0	32	30	1	21	163	7.4
2022-23	Pur-FW	30-1	531/17.7	73-165	.442	42-110	.382	14-19	.737	3	54	57	1.9	38-1	44	37	1	27	202	6.7
2023-24	Pur-FW	5-5	153/30.7	25-49	.510	14-28	.500	13-14	.929	2	11	13	2.6	6-0	19	7	0	11	77	15.4
TOTAL FOR Pur-FW		35-6	685/19.6	98-214	.458	56-138	.406	27-33	.818	5	65	70	2.0	44-1	63	44	1	38	279	8.0
TOTAL		76-17	1255/16.5	157-362	.434	95-247	.385	58-83	.699	9	116	125	1.6	81-1	112	79	2	62	467	6.1



5

JOHNATHAN
DEJURNETT

Senior | 6-8 | 225
Memphis, Tenn.
Lausanne Collegiate

FORWARD

SEASON HIGH	CATEGORY	CAREER HIGH
15, twice	Minutes	22, at Cleveland State, 3/2/21
12, vs. Andrews, 11/9/23	Points	12, vs. Andrews, 11/9/23
8, vs. Andrews, 11/9/23	Rebounds	9, vs. Bluffton, 11/27/22
	Assists	3, at SEMO, 12/7/22
1, twice	Steals	3, vs. Bluffton, 11/27/22
	Blocks	3, twice
6, vs. Andrews, 11/9/23	FG Made	6, vs. Andrews, 11/9/23
7, vs. Andrews, 11/9/23	FG Attempts	7, vs. Andrews, 11/9/23
	3-PT Made	-
	3-PT Attempts	-
	FT Made	3, twice
	FT Attempts	8, vs. Milwaukee, 2/4/22

GAME-BY-GAME

Opponent	Date	GS	MIN	Total		3-Pointers		Free throws		Rebounds							
				FG-FGA	PCT	3FG-3FGA	PCT	FT-FTA	PCT	OFF	DEF	TOT	AVG	PF	A	TO	BLK
at DePaul	11/07/2023		15:59	0-2	.000	0-0	.000	0-0	.000	2	0	2	2.0	2	0	2	0
Andrews	11/09/2023		15:32	6-7	.857	0-0	.000	0-0	.000	2	6	8	5.0	0	0	0	1
Tex. A&M-Commerce	11/12/2023		11:46	0-0	.000	0-0	.000	0-0	.000	0	1	1	3.7	2	0	0	0
vs Northern Ariz.	11/17/2023		08:16	0-0	.000	0-0	.000	0-0	.000	0	1	1	3.0	1	0	0	0
vs South Dakota	11/18/2023		11:03	1-1	1.000	0-0	.000	0-1	.000	1	1	2	2.8	0	0	0	0
Totals		0	62:36	7-10	.700	0-0	.000	0-1	.000	5	9	14	2.8	5	0	2	0

Player Averages

Games Played	Minutes/game	Points/game	FG Pct	3FG Pct	FT Pct	Rebounds/game	Assists/game	Turnovers/game	Assist/Turnover ratio	Steals/game	Blocks/game
5	12.5	2.8	70.0	0.0	0.0	2.8	0.0	0.4	0.0	0.4	0.0

'DON FACT

• Marc Gasol, Cameron Payne and Skal Labissiere also attended Lausanne Collegiate High School.

CAREER STATS

				Field Goals		3-Point		F-Throws		Rebounds									Scoring	
SEASON	TEAM	GP-GS	MIN/AVG	FG-FGA	FG%	3FG-3FGA	3FG%	FT-FTA	FT%	OFF	DEF	TOT	AVG	PF-FO	A	TO	BLK	STL	PTS	AVG
2020-21	Pur-FW	9-0	49/5.4	6-10	.600	0-0	.000	0-5	.000	6	4	10	1.1	4-0	0	2	4	1	12	1.3
2021-22	Pur-FW	31-0	269/8.7	34-53	.642	0-0	.000	14-25	.560	17	25	42	1.4	33-0	4	9	9	16	82	2.6
2022-23	Pur-FW	22-0	154/7.0	21-37	.568	0-0	.000	4-10	.400	7	29	36	1.6	21-0	3	9	7	6	46	2.1
2023-24	Pur-FW	5-0	63/12.5	7-10	.700	0-0	.000	0-1	.000	5	9	14	2.8	5-0	0	2	0	2	14	2.8
TOTAL		67-0	534/8.0	68-110	.618	0-0	.000	18-41	.439	35	67	102	1.5	63-0	7	22	20	25	154	2.3



COREY
HADNOT II

Freshman | 6-3 | 175
Atlanta, Ga.
Cypress Creek

GUARD

10

CATEGORY	SEASON/CAREER HIGH
Minutes	29, at DePaul, 11/9/23
Points	12, vs. Andrews, 11/9/23
Rebounds	4, vs. Andrews, 11/9/23
Assists	3, at DePaul, 11/7/23
Steals	2, vs. Andrews, 11/9/23
Blocks	
FG Made	4, twice
FG Attempts	10, vs. N. Arizona, 11/17/23
3-PT Made	1, at DePaul, 11/7/23
3-PT Attempts	5, twice
FT Made	4, vs. Andrews, 11/9/23
FT Attempts	4, vs. Andrews, 11/9/23

GAME-BY-GAME

Opponent	Date	GS	MIN	Total		3-Pointers		Free throws		Rebounds				PF	A	TO	BLK	STL	PTS	AVG
				FG-FGA	PCT	3FG-3FGA	PCT	FT-FTA	PCT	OFF	DEF	TOT	AVG							
at DePaul	11/07/2023		29:05	3-7	.429	1-2	.500	2-2	1.000	0	1	1	1.0	2	3	2	0	1	9	9.0
Andrews	11/09/2023		21:09	4-9	.444	0-2	.000	4-4	1.000	2	2	4	2.5	2	2	0	0	2	12	10.5
Tex. A&M-Commerce	11/12/2023		21:34	4-8	.500	0-3	.000	0-0	.000	1	1	2	2.3	2	1	1	0	0	8	9.7
vs Northern Ariz.	11/17/2023		21:52	4-10	.400	1-5	.200	0-0	.000	0	0	0	1.8	0	1	1	0	1	9	9.5
vs South Dakota	11/18/2023		18:20	2-8	.250	2-5	.400	0-0	.000	0	1	1	1.6	3	2	1	0	1	6	8.8
Totals		0	112:00	17-42	.405	4-17	.235	6-6	1.000	3	5	8	1.6	9	9	5	0	5	44	8.8

Player Averages

Games Played	Minutes/game	Points/game	FG Pct	3FG Pct	FT Pct	Rebounds/game	Assists/game	Turnovers/game	Assist/Turnover ratio	Steals/game	Blocks/game
5	22.4	8.8	40.5	23.5	100.0	1.6	1.8	1.0	1.8	1.0	0.0

'DON FACT

- Had first collegiate steal, dunk and field goal on same play at DePaul (Nov. 7)

CAREER AWARDS

- 2x Horizon League Freshman of the Week (Nov. 13, 2023 and Nov. 20, 2023)

CAREER STATS

				Field Goals		3-Point		F-Throws		Rebounds				Scoring						
SEASON	TEAM	GP-GS	MIN/AVG	FG-FGA	FG%	3FG-3FGA	3FG%	FT-FTA	FT%	OFF	DEF	TOT	AVG	PF-FO	A	TO	BLK	STL	PTS	AVG
2023-24	Pur-FW	5-0	112/22.4	17-42	.405	4-17	.235	6-6	1.000	3	5	8	1.6	9-0	9	5	0	5	44	8.8
TOTAL		5-0	112/22.4	17-42	.405	4-17	.235	6-6	1.000	3	5	8	1.6	9-0	9	5	0	5	44	8.8



11

MAXIMUS
NELSON

Sophomore | 6-8 | 215
Appleton, Wis.
Appleton / Valparaiso

FORWARD

SEASON HIGH	CATEGORY	CAREER HIGH
21, vs. South Dakota, 11/18/23	Minutes	44, vs. Drake, 2/4/23
15, vs. Andrews, 11/9/23	Points	18, vs. Drake, 2/4/23
9, vs. Andrews, 11/9/23	Rebounds	9, twice
	Assists	1, eight times
1, twice	Steals	1, eight times
2, vs. Andrews, 11/9/23	Blocks	1, five times
6, vs. Andrews, 11/9/23	FG Made	6, twice
8, twice	FG Attempts	9, vs. Drake, 2/4/23
4, vs. South Dakota, 11/18/23	3-PT Made	6, vs. Drake, 2/4/23
8, vs. South Dakota, 11/18/23	3-PT Attempts	9, vs. Drake, 2/4/23
	FT Made	2, three times
	FT Attempts	3, three times

GAME-BY-GAME

Opponent	Date	GS	MIN	Total		3-Pointers		Free throws		Rebounds				PF	A	TO	BLK	STL	PTS	AVG
				FG-FGA	PCT	3FG-3FGA	PCT	FT-FTA	PCT	OFF	DEF	TOT	AVG							
at DePaul	11/07/2023		15:54	2-3	.667	2-3	.667	0-0	.000	0	1	1	1.0	2	0	0	1	0	6	6.0
Andrews	11/09/2023		20:58	6-8	.750	3-5	.600	0-0	.000	2	7	9	5.0	1	0	0	2	1	15	10.5
Tex. A&M-Commerce	11/12/2023		15:51	2-5	.400	1-4	.250	0-0	.000	0	1	1	3.7	2	0	0	0	0	5	8.7
vs Northern Ariz.	11/17/2023		13:15	0-2	.000	0-1	.000	0-0	.000	2	2	4	3.8	3	0	2	0	0	0	6.5
vs South Dakota	11/18/2023		21:47	4-8	.500	4-8	.500	0-0	.000	2	2	4	3.8	4	0	0	0	1	12	7.6
Totals		0	87:45	14-26	.538	10-21	.476	0-0	.000	6	13	19	3.8	12	0	2	3	2	38	7.6

Player Averages

Games Played	Minutes/ game	Points/ game	FG Pct	3FG Pct	FT Pct	Rebounds/ game	Assists/ game	Turnovers/ game	Assist/Turnover ratio	Steals/ game	Blocks/ game
5	17.5	7.6	53.8	47.6	0.0	3.8	0.0	0.4	0.0	0.4	0.6

'DON FACT

• In high school, had a 44-point performance in the Wisconsin state playoffs during his junior season.

CAREER STATS

				Field Goals		3-Point		F-Throws		Rebounds										Scoring	
SEASON	TEAM	GP-GS	MIN/AVG	FG-FGA	FG%	3FG-3FGA	3FG%	FT-FTA	FT%	OFF	DEF	TOT	AVG	PF-FO	A	TO	BLK	STL	PTS	AVG	
2022-23	VALPO	31-22	561/18.1	50-134	.373	38-111	.342	6-6	1.000	13	88	101	3.3	63-3	8	23	4	6	144	4.6	
2023-24	Pur-FW	5-0	88/17.5	14-26	.538	10-21	.476	0-0	.000	6	13	19	3.8	12-0	0	2	3	2	38	7.6	
TOTAL FOR Pur-FW		5-0	88/17.5	14-26	.538	10-21	.476	0-0	.000	6	13	19	3.8	12-0	0	2	3	2	38	7.6	
TOTAL		36-22	649/18.0	64-160	.400	48-132	.364	6-6	1.000	19	101	120	3.3	75-3	8	25	7	8	182	5.1	



21

KHOI THURMON

Freshman | 6-1 | 205
Chicago, Ill.
Buchtel

GUARD

CATEGORY	SEASON/CAREER HIGH
Minutes	17, vs. Andrews, 11/9/23
Points	10, vs. Andrews, 11/9/23
Rebounds	
Assists	7, vs. Andrews, 11/9/23
Steals	1, vs. Andrews, 11/9/23
Blocks	
FG Made	3, vs. Andrews, 11/9/23
FG Attempts	4, vs. Andrews, 11/9/23
3-PT Made	1, vs. Andrews, 11/9/23
3-PT Attempts	1, vs. Andrews, 11/9/23
FT Made	3, vs. Andrews, 11/9/23
FT Attempts	4, vs. Andrews, 11/9/23

GAME-BY-GAME

Opponent	Date	GS	MIN	Total		3-Pointers		Free throws		Rebounds				PF	A	TO	BLK	STL	PTS	AVG
				FG-FGA	PCT	3FG-3FGA	PCT	FT-FTA	PCT	OFF	DEF	TOT	AVG							
Andrews	11/09/2023		17:28	3-4	.750	1-1	1.000	3-4	.750	0	0	0	0.0	2	7	0	0	1	10	10.0
Tex. A&M-Commerce	11/12/2023		00:17	0-0	.000	0-0	.000	0-0	.000	0	0	0	0.0	0	0	0	0	0	0	5.0
vs South Dakota	11/18/2023		01:17	0-0	.000	0-0	.000	0-0	.000	0	0	0	0.0	0	0	0	0	0	0	3.3
Totals		0	19:02	3-4	.750	1-1	1.000	3-4	.750	0	0	0	0.0	2	7	0	0	1	10	3.3

Player Averages

Games Played	Minutes/ game	Points/ game	FG Pct	3FG Pct	FT Pct	Rebounds/ game	Assists/ game	Turnovers/ game	Assist/Turnover ratio	Steals/ game	Blocks/ game
3	6.3	3.3	75.0	100.0	75.0	0.0	2.3	0.0	7.0	0.3	0.0

'DON FACT

• Had 10 points and seven assists vs. Andrews (Nov. 9) in collegiate debut.

CAREER STATS

				Field Goals		3-Point		F-Throws		Rebounds				Scoring						
SEASON	TEAM	GP-GS	MIN/AVG	FG-FGA	FG%	3FG-3FGA	3FG%	FT-FTA	FT%	OFF	DEF	TOT	AVG	PF-FO	A	TO	BLK	STL	PTS	AVG
2023-24	Pur-FW	3-0	19/6.3	3-4	.750	1-1	1.000	3-4	.750	0	0	0	0.0	2-0	7	0	0	1	10	3.3
TOTAL		3-0	19/6.3	3-4	.750	1-1	1.000	3-4	.750	0	0	0	0.0	2-0	7	0	0	1	10	3.3



22

ANTHONY
ROBERTS

5th Year | 6-4 | 210
Chicago, Ill.
OPRF / St. Cloud State

GUARD

SEASON HIGH	CATEGORY	CAREER HIGH
36, vs. N. Arizona, 11/17/23	Minutes	49, vs. Southwest Minn. St, 1/29/22
17, twice	Points	36, at Bemidji State, 2/19/22
10, twice	Rebounds	16, at Upper Iowa, 1/3/21
1, twice	Assists	7, twice
4, at DePaul, 11/7/23	Steals	4, three time
2, twice	Blocks	4, twice
8, twice	FG Made	13, at Concordia St. Paul, 1/30/21
14, twice	FG Attempts	25, vs. Southwest Minn. St, 1/29/22
1, three times	3-PT Made	5, four times
3, twice	3-PT Attempts	11, vs Bemidji State, 2/19/12
3, vs. N. Arizona, 11/17/23	FT Made	11, twice
7, vs. N. Arizona, 11/17/23	FT Attempts	15, vs. Concordia St. Paul, 1/17/20

GAME-BY-GAME

Opponent	Date	GS	MIN	Total		3-Pointers		Free throws		Rebounds				PF	A	TO	BLK	STL	PTS	AVG
				FG-FGA	PCT	3FG-3FGA	PCT	FT-FTA	PCT	OFF	DEF	TOT	AVG							
at DePaul	11/07/2023	*	35:38	5-14	.357	1-3	.333	2-2	1.000	0	2	2	2.0	1	0	1	2	4	13	13.0
Andrews	11/09/2023	*	20:02	8-13	.615	1-3	.333	0-0	.000	1	4	5	3.5	1	1	2	2	1	17	15.0
Tex. A&M-Commerce	11/12/2023	*	34:00	8-14	.571	1-2	.500	0-0	.000	1	9	10	5.7	3	0	2	1	1	17	15.7
vs Northern Ariz.	11/17/2023	*	36:17	5-8	.625	0-2	.000	3-7	.429	2	8	10	6.8	2	1	3	0	1	13	15.0
vs South Dakota	11/18/2023	*	19:50	4-8	.500	0-3	.000	3-3	1.000	1	1	2	5.8	4	1	1	1	2	11	14.2
Totals		5	145:48	30-57	.526	3-13	.231	8-12	.667	5	24	29	5.8	11	3	9	6	9	71	14.2

Player Averages

Games Played	Minutes/ game	Points/ game	FG Pct	3FG Pct	FT Pct	Rebounds/ game	Assists/ game	Turnovers/ game	Assist/Turnover ratio	Steals/ game	Blocks/ game
5	29.2	14.2	52.6	23.1	66.7	5.8	0.6	1.8	0.3	1.8	1.2

'DON FACT

- Ranked 25th in all of NCAA Division II with 20.1 points per game in 2021-22.

CAREER AWARDS

- 2020-21 & 2021-22 All-Northern Sun Intercollegiate Conference First Team
- Three-time NSIC North Division Player of the Week

CAREER STATS

				Field Goals		3-Point		F-Throws		Rebounds									Scoring	
SEASON	TEAM	GP-GS	MIN/AVG	FG-FGA	FG%	3FG-3FGA	3FG%	FT-FTA	FT%	OFF	DEF	TOT	AVG	PF-FO	A	TO	BLK	STL	PTS	AVG
2019-20	SCSU	29-29	936/32.3	147-297	.495	37-87	.425	73-106	.689	60	129	189	6.5	64-1	39	50	17	28	404	13.9
2020-21	SCSU	17-17	638/37.6	131-270	.485	38-111	.342	50-67	.746	37	99	136	8.0	37-0	33	44	15	22	350	20.6
2021-22	SCSU	27-27	1044/38.7	204-432	.472	41-142	.289	109-145	.752	62	165	227	8.4	68-0	61	68	29	40	558	20.7
2022-23	Pur-FW	32-0	549/17.2	89-171	.520	21-56	.375	34-56	.607	23	50	73	2.3	28-0	21	38	13	29	233	7.3
2023-24	Pur-FW	5-5	146/29.2	30-57	.526	3-13	.231	8-12	.667	5	24	29	5.8	11-0	3	9	6	9	71	14.2
TOTAL FOR Pur-FW		37-5	695/18.8	119-228	.522	24-69	.348	42-68	.618	28	74	102	2.8	39-0	24	47	19	38	304	8.2
TOTAL		110-78	3314/30.1	601-1227	.490	140-409	.342	274-386	.710	187	467	654	5.9	208-1	157	209	80	128	1616	14.7



24

KEATON
DUKES

Sophomore | 6-3 | 160
Syracuse, Ind.
Wawasee

GUARD

SEASON HIGH	CATEGORY	CAREER HIGH
12, vs. Andrews, 11/9/23	Minutes	12, vs. Andrews, 11/9/23
6, vs. Andrews, 11/9/23	Points	6, vs. Andrews, 11/9/23
1, vs. Andrews, 11/9/23	Rebounds	2, vs. Bluffton 11/27/22
1, vs. Andrews, 11/9/23	Assists	1, vs. Andrews, 11/9/23
1, vs. Andrews, 11/9/23	Steals	1, vs. Andrews, 11/9/23
	Blocks	
2, vs. Andrews, 11/9/23	FG Made	2, twice
4, vs. Andrews, 11/9/23	FG Attempts	4, vs. Andrews, 11/9/23
2, vs. Andrews, 11/9/23	3-PT Made	2, vs. Andrews, 11/9/23
4, vs. Andrews, 11/9/23	3-PT Attempts	3, vs. Manchester, 11/14/22
	FT Made	
2, vs. Andrews, 11/9/23	FT Attempts	2, twice

GAME-BY-GAME

Opponent	Date	GS	MIN	Total		3-Pointers		Free throws		Rebounds				PF	A	TO	BLK	STL	PTS	AVG
				FG-FGA	PCT	3FG-3FGA	PCT	FT-FTA	PCT	OFF	DEF	TOT	AVG							
Andrews	11/09/2023		12:44	2-4	.500	2-4	.500	0-2	.000	0	1	1	1.0	0	1	0	0	1	6	6.0
Tex. A&M-Commerce	11/12/2023		00:17	0-0	.000	0-0	.000	0-0	.000	0	0	0	0.5	0	0	0	0	0	0	3.0
vs South Dakota	11/18/2023		00:15	0-0	.000	0-0	.000	0-0	.000	0	0	0	0.3	0	0	0	0	0	0	2.0
Totals		0	13:15	2-4	.500	2-4	.500	0-2	.000	0	1	1	0.3	0	1	0	0	1	6	2.0

Player Averages

Games Played	Minutes/ game	Points/ game	FG Pct	3FG Pct	FT Pct	Rebounds/ game	Assists/ game	Turnovers/ game	Assist/Turnover ratio	Steals/ game	Blocks/ game
3	4.4	2.0	50.0	50.0	0.0	0.3	0.3	0.0	1.0	0.3	0.0

'DON FACT

• Made collegiate debut against Manchester (Nov. 14).

CAREER STATS

				Field Goals		3-Point		F-Throws		Rebounds				Scoring						
SEASON	TEAM	GP-GS	MIN/AVG	FG-FGA	FG%	3FG-3FGA	3FG%	FT-FTA	FT%	OFF	DEF	TOT	AVG	PF-FO	A	TO	BLK	STL	PTS	AVG
2022-23	Pur-FW	2-0	7/3.7	2-6	.333	0-4	.000	0-2	.000	0	2	2	1.0	1-0	0	0	0	0	4	2.0
2023-24	Pur-FW	3-0	13/4.4	2-4	.500	2-4	.500	0-2	.000	0	1	1	0.3	0-0	1	0	0	1	6	2.0
TOTAL		5-0	21/4.1	4-10	.400	2-8	.250	0-4	.000	0	3	3	0.6	1-0	1	0	0	1	10	2.0



32

ERIC
MULDER

Sophomore | 6-8 | 200
Oskaloosa, Iowa
Pella Christian

FORWARD

SEASON HIGH	CATEGORY	CAREER HIGH
28, three times	Minutes	28, three times
10, vs. Andrews, 11/9/23	Points	15, vs. Manchester, 11/14/22
8, vs. South Dakota, 11/18/23	Rebounds	8, vs. South Dakota, 11/18/23
1, vs. Andrews, 11/9/23	Assists	2, vs. Manchester, 11/14/22
2, three times	Steals	2, twice
2, vs. South Dakota, 11/18/23	Blocks	2, three times
5, vs. Andrews, 11/9/23	FG Made	6, vs. Manchester, 11/14/22
8, vs. Andrews, 11/9/23	FG Attempts	10, vs. Manchester, 11/14/22
-	3-PT Made	-
1, vs. Andrews, 11/9/23	3-PT Attempts	3, vs. Manchester, 11/14/22
2, vs. TAMCU, 11/12/23	FT Made	3, three times
4, vs. TAMCU, 11/12/23	FT Attempts	8, vs. Manchester, 11/14/22

GAME-BY-GAME

Opponent	Date	GS	MIN	Total		3-Pointers		Free throws		Rebounds				PF	A	TO	BLK	STL	PTS	AVG
				FG-FGA	PCT	3FG-3FGA	PCT	FT-FTA	PCT	OFF	DEF	TOT	AVG							
at DePaul	11/07/2023	*	14:56	1-1	1.000	0-0	.000	0-0	.000	0	5	5	5.0	4	0	1	0	2	2	2.0
Andrews	11/09/2023	*	15:15	5-8	.625	0-1	.000	0-3	.000	4	3	7	6.0	0	1	1	0	2	10	6.0
Tex. A&M-Commerce	11/12/2023	*	28:14	3-3	1.000	0-0	.000	2-4	.500	3	3	6	6.0	2	0	1	1	1	8	6.7
vs Northern Ariz.	11/17/2023	*	28:08	2-3	.667	0-0	.000	0-2	.000	2	4	6	6.0	2	0	1	1	2	4	6.0
vs South Dakota	11/18/2023	*	28:16	4-5	.800	0-0	.000	0-0	.000	3	5	8	6.4	3	0	0	2	0	8	6.4
Totals		5	114:49	15-20	.750	0-1	.000	2-9	.222	12	20	32	6.4	11	1	4	4	7	32	6.4

Player Averages

Games Played	Minutes/game	Points/game	FG Pct	3FG Pct	FT Pct	Rebounds/game	Assists/game	Turnovers/game	Assist/Turnover ratio	Steals/game	Blocks/game
5	23.0	6.4	75.0	0.0	22.2	6.4	0.2	0.8	0.3	1.4	0.8

'DON FACT

• First Team Class 2A All-State Selection from the Iowa Print Sports Writers Association in high school.

CAREER STATS

				Field Goals		3-Point		F-Throws		Rebounds				Scoring						
SEASON	TEAM	GP-GS	MIN/AVG	FG-FGA	FG%	3FG-3FGA	3FG%	FT-FTA	FT%	OFF	DEF	TOT	AVG	PF-FO	A	TO	BLK	STL	PTS	AVG
2022-23	Pur-FW	32-0	270/8.4	34-52	.654	0-4	.000	20-39	.513	37	34	71	2.2	43-0	4	12	9	8	88	2.8
2023-24	Pur-FW	5-5	115/23.0	15-20	.750	0-1	.000	2-9	.222	12	20	32	6.4	11-0	1	4	4	7	32	6.4
TOTAL		37-5	385/10.4	49-72	.681	0-5	.000	22-48	.458	49	54	103	2.8	54-0	5	16	13	15	120	3.2

FRESHMEN / USED A REDSHIRT SEASON LAST YEAR




4

**CHRIS
MORGAN**

RS Freshman | 6-2 | 190
Kaukauna, Wis.
Kaukauna

GUARD



13

**DEANGELO
ELISEE**

RS Junior | 6-9 | 260
Nassau, Bahamas
North Florida Educational Institute
Triton College

FORWARD



12

**JERMAINE
COLEMAN**

Freshman | 6-7 | 190
Indianapolis, Ind.
Park Tudor

FORWARD



23

**KEYON
MILLER**

Freshman | 6-2 | 160
Indianapolis, Ind.
Southport

GUARD

LEAD / DEFICIT COMPARISON

	Largest Lead	Largest Deficit	Total Leading	Total Tied	Total Trailing	Final
at DePaul	12 (1st, 10:27)	6 (2nd, 4:31)	29:51	3:47	6:22	W, 82-74
Andrews	96 (2nd, 0:00)	none	39:46	:14	0:00	W, 130-34
TAMUC	24 (2nd, 0:16)	2 (1st, 19:44)	38:28	1:09	0:13	W, 86-64
vs. N. Arizona	10 (2nd, 0:04)	6 (1st, 3:20)	23:55	8:05	8:00	W, 77-67
vs. South Dakota	15 (2nd, 0:19)	8 (2nd, 19:43)	25:01	6:22	8:37	W, 93-81

WHY MASTODONS?

It all started about 10,000 years ago ...

That's when mastodons roamed the southern Great Lakes region of North America. These stocky versions of modern elephants reached heights of about ten feet at the shoulder, with tusks that curved upward that were six feet or more in length. Mastodons were browsers who fed mostly on leaves and twigs from small trees and shrubs.

One such mastodon found its final resting place about two miles south of Angola, Indiana, on land that would eventually become part of Orsie Routsong's farm. In the fall of 1968, Routsong decided to expand a small pond on his property. An excavator was hired and instructed to pile the excavated material around the edge of the pond. Several days after the excavation was finished a heavy rain storm pounded the piles of dirt.

The next day, a young neighbor boy of Routsong's discovered a large bone in one of the dirt piles. Routsong knew it was something out of the ordinary, so he called Jack Sunderman, chair of the IPFW Geology Department, to identify the bone, and to ask for advice on what to do with it. Sunderman says his first question was, "How big is the bone," with Routsong's answer being "pretty big, maybe 3 or 4 feet long."

When Sunderman got to the farm, he identified the bone as a leg bone of a mastodon. He told Routsong a skeleton like this would have scientific and instructional value if a large portion of it could be located. Routsong agreed, and also agreed to have the IPFW Geology Department do the excavation. Sunderman got two more faculty members, Geoffrey Matthews and Bernd Erdtmann, and several geology students to help in the project.

After all the mastodon bones were collected, cleaned, and preserved, Routsong agreed to have the adult mastodon skeleton placed on permanent display

at IPFW; the skull of a nearby baby mastodon is now on loan to Science Central.

In the spring of 1970, The Communicator (IPFW's student newspaper) began a drive to come up with a mascot for IPFW. **Some of the suggested choices included the Boiler-Hoosiers, Warhawks, Marauders, Frontiersmen, Pioneers, Elfs, and Hobbits.** Those names and others came from student suggestions. Steve Pettyjohn, who served as the student body president in 1968-69, wrote a letter to the editor about the school mascot. In his letter, Pettyjohn extolled the virtues of choosing the mastodon as IPFW's mascot: **"It sounds different, strange - that's exactly why. It's different and yes, even strange. For God's Sakes, let's have the courage to be a little different."**

In the meantime, former Indiana Congressman Mark Souder, who served as student body president in 1969-70, recalls being lobbied by the Geology Club to choose the mastodon.

According to Nusbaumer, "Souder appointed a committee in student government to select a name although he was lobbying hard for the mastodon." After some discussion on the subject, Souder says a vote was taken by the committee and the mastodon came out the winner. Souder finished his recollection with these thoughts. "History shows that the advocacy of the geology club was correct. The fast, decisive action of the elected student government—though it did not please everyone and was not a precedent that the University desired to see—has also been upheld by history as Purdue Fort Wayne regularly scores high in any list of unique university nicknames; **even in this era when everybody strives to be different. We did it decades ago.**"

Year	Record	Coach
NCAA Division III (Independent)		
1973-74	5-21	George Wehrmeister
1974-75	12-12	Gene Hany
1975-76	15-12	Gordon Stauffer
1976-77	8-19	Gordon Stauffer
1977-78	8-16	Gordon Stauffer
1978-79	6-21	Gordon Stauffer
1979-80	3-21	Ken Workman
1980-81	9-17	Ken Workman
1981-82	2-24	Ken Workman
NCAA Division II (Independent)		
1982-83	15-13	Tim Russell
1983-84	18-10	Tim Russell
NCAA Division II (Great Lakes Valley)		
1984-85	16-11, 7-7	Tim Russell
1985-86	10-18, 3-13	Tim Russell
1986-87	9-19, 3-13	Tim Russell
1987-88	15-13, 8-8	Andy Piazza
1988-89	21-7, 10-6	Andy Piazza
1989-90	20-8, 10-8	Andy Piazza
1990-91	16-12, 8-10	Andy Piazza
1991-92	21-7, 12-6	Andy Piazza
1992-93	23-6, 15-3	Andy Piazza
1993-94	8-19, 4-14	Andy Piazza
1994-95	10-17, 8-10	Andy Piazza
1995-96	8-19, 4-16	Andy Piazza
1996-97	12-15, 7-13	John Williams
1997-98	10-16, 2-16	John Williams
1998-99	10-17, 7-15	John Williams
1999-00	11-16, 8-12	Doug Noll
2000-01	7-23, 4-16	Doug Noll
NCAA Division I (Independent)		
2001-02	7-21	Doug Noll
2002-03	9-21	Doug Noll
2003-04	3-25	Doug Noll
2004-05	7-22	Doug Noll (3-13) & Joe Pechota (4-9)
2005-06	10-18	Dane Fife
2006-07	12-17	Dane Fife
NCAA Division I (Summit League)		
2007-08	13-18, 9-9	Dane Fife
2008-09	13-17, 8-10	Dane Fife
2009-10	16-15, 9-9	Dane Fife
2010-11	18-12, 11-7	Dane Fife
2011-12	11-19, 5-13	Tony Jasick
2012-13	16-17, 7-9	Tony Jasick
2013-14	25-11, 10-4	Tony Jasick
2014-15	16-15, 9-7	Jon Coffman
2015-16	24-10, 12-4	Jon Coffman
2016-17	20-13, 8-8	Jon Coffman
2017-18	18-15, 7-7	Jon Coffman
2018-19	18-15, 9-7	Jon Coffman
2019-20	14-19, 6-10	Jon Coffman
NCAA Division I (Horizon League)		
2020-21	8-15, 6-14	Jon Coffman
2021-22	21-12, 15-6	Jon Coffman
2022-23	17-15, 9-11	Jon Coffman

QUICK FACTS

City / Zip	Fort Wayne, IN / 46805
Founded	1964
Enrollment	6,289
Nickname	Mastodons
Colors	Gold and Black
Affiliation	NCAA Division I
Conference	Horizon League
Chancellor	Ron Elsenbaumer
Athletic Director	Kelley Hartley Hutton

ALL-TIME OVERTIME GAMES IN THE DIVISION I ERA (2001-02 - PRESENT)

Date	Opponent	W/L	Score	
01/15/02	EASTERN KENTUCKY	L	96-100	2 OT
02/19/02	CHICAGO STATE	W	88-86	
11/19/02	vs. Florida Atlantic (in Fort Collins, Colo.)	L	86-93	2 OT
01/07/03	IUPUI	W	86-80	
12/23/04	MAINE	L	64-67	
02/23/05	at Valparaiso	L	72-74	
01/05/06	LONGWOOD	W	92-90	
11/21/06	at Western Illinois	W	97-95	5 OT
02/23/08	IUPUI	L	81-88	
03/01/08	at Southern Utah	L	89-99	
11/22/08	EASTERN ILLINOIS	W	81-77	
01/31/10	at IUPUI	W	62-60	
02/04/10	ORAL ROBERTS	L	68-71	
02/13/10	at Southern Utah	W	72-65	
11/16/10	at Xavier	L	66-76	
12/02/10	KANSAS CITY	W	76-72	
12/10/11	at Omaha	W	83-80	
11/16/12	vs. UTPA (in Ypsilanti, Mich.)	W	97-94	3 OT
01/26/13	IUPUI	W	80-79	
03/01/14	at Omaha	W	96-95	
12/22/15	at Western Michigan	W	89-86	
01/16/16	at Omaha	W	106-101	
11/22/16	INDIANA	W	71-68	
02/04/17	at Denver	L	73-76	
02/11/17	OMAHA	W	108-101	
02/25/17	at Western Illinois	W	96-92	
01/17/18	at Western Illinois	L	74-75	
12/30/18	at North Dakota State	W	90-87	
01/24/19	OMAHA	L	79-85	
11/25/20	SOUTHEASTERN LOUISIANA	W	67-63	
01/08/21	UIC	W	96-89	
02/25/21	at Green Bay (HL First Round)	W	89-84	2 OT
03/02/21	at Cleveland State (HL Quarterfinals)	L	104-108	3 OT
11/27/21	vs. Western Michigan (in Fort Myers, Fla.)	L	85-93	
02/16/22	CLEVELAND STATE	W	102-98	3 OT
12/03/22	OAKLAND	W	79-73	

Total Games: 36

Record: 23-13

Home Games: 12-5

Road Games: 10-6

Neutral Games: 1-2

League Tournament Games: 1-1

Multiple Overtimes: 4-3

NO PLACE LIKE HOME

Year	At Home	At Gates	At Coliseum	
2006-07	8-5	3-1	5-4	
2007-08	10-3	1-0	9-3	
2008-09	8-5	1-1	7-4	
2009-10	10-4	1-1	9-3	
2010-11	11-3	1-0	10-3	
2011-12	8-5	2-2	6-3	
2012-13	10-4	2-2	8-2	
2013-14	13-2	12-2	1-0	
2014-15	10-5	9-5	1-0	
2015-16	12-1	7-1	5-0	
2016-17	14-3	8-2	6-1	
2017-18	13-3	4-1	9-2	
2018-19	11-5	3-3	8-2	
2019-20	10-5	3-2	7-3	
2020-21	5-6	5-6	0-0	
2021-22	14-2	2-0	12-2	
2022-23	8-5	2-1	6	-
2023-24	2-0	-	2-0	4
Total	179-67 (.728)	67-30 (.687)	112-37 (.752)	

ON JOHN KONCHAR

John Konchar dominated these game notes from 2015-19. He is now a member of the Memphis Grizzlies. Let's look back on some of his collegiate accomplishments.

- Finished his collegiate career as the first student-athlete in NCAA Division I men's basketball history to record 2,000 points, 1,000 rebounds, 500 assists and 200 steals.

- Since 1992-93, he was the only player in NCAA Division I with two seasons of 450 points, 200 rebounds, 150 assists and 60 steals.

- Konchar owns the program record for points, (2,065), field goals (759) and rebounds (1,150) in addition to holding the DI era records for steals (272) and assists (554).

- He was the first player in Summit League history to record a triple-double in the Summit League Tournament, thanks to 18 points, 10 rebounds and 10 assists vs. South Dakota last season.

- 47 career double-doubles

- March 28, 2019 declared "John Konchar Day" by Fort Wayne Mayor Tom Henry

- John Konchar's sports-reference.com career offensive rating of 130.7 is the best ever recorded by the site based on stats going back to 2009-10. The site lists a basic definition of the stat as: "The number of points produced by a player per hundred total individual possessions."



2023-24 Purdue Fort Wayne Men's Basketball Combined Team Statistics All games

Page 1/1
as of Nov 19, 2023

Game Records

Record	Overall	Home	Away	Neutral
ALL GAMES	5-0	2-0	1-0	2-0
CONFERENCE	0-0	0-0	0-0	0-0
NON-CONFERENCE	5-0	2-0	1-0	2-0

Score by Periods

Team	1st	2nd	OT	TOT
Purdue Fort Wayne	226	242	0	468
Opponents	162	158	0	320

Team Box Score

No. Player					Total		3-Point		F-Throw		Rebounds													
		GP-GS	MIN	AVG	FG-FGA	FG%	3FG-3FGA	3FG%	FT-FTA	FT%	OFF	DEF	TOT	AVG	PF	DQ	A	TO	BLK	STL	PTS	AVG		
0	BELLO, Rasheed	5-5	128:33	25.7	30-69	.435	9-23	.391	20-24	.833	3	17	20	4.0	7	0	24	7	0	12	89	17.8		
3	MORTON-ROBERTSON, Quinton	5-5	153:28	30.7	25-49	.510	14-28	.500	13-14	.929	2	11	13	2.6	6	0	19	7	0	11	77	15.4		
22	ROBERTS, Anthony	5-5	145:48	29.2	30-57	.526	3-13	.231	8-12	.667	5	24	29	5.8	11	0	3	9	6	9	71	14.2		
1	JACKSON, Jalen	5-5	118:18	23.7	26-49	.531	6-13	.462	13-19	.684	1	17	18	3.6	14	1	9	7	1	7	71	14.2		
10	HADNOT II, Corey	5-0	112:00	22.4	17-42	.405	4-17	.235	6-6	1.000	3	5	8	1.6	9	0	9	5	0	5	44	8.8		
11	NELSON, Maximus	5-0	87:45	17.5	14-26	.538	10-21	.476	0-0	.000	6	13	19	3.8	12	0	0	2	3	2	38	7.6		
32	MULDER, Eric	5-5	114:49	23.0	15-20	.750	0-1	.000	2-9	.222	12	20	32	6.4	11	0	1	4	4	7	32	6.4		
21	THURMON, Khoi	3-0	19:02	6.3	3-4	.750	1-1	1.000	3-4	.750	0	0	0	0.0	2	0	7	0	0	1	10	3.3		
2	WHITAKER, Destin	5-0	44:26	8.9	4-12	.333	3-11	.273	5-6	.833	1	8	9	1.8	7	0	3	2	0	4	16	3.2		
5	DEJURNETT, Johnathan	5-0	62:36	12.5	7-10	.700	0-0	.000	0-1	.000	5	9	14	2.8	5	0	0	2	0	2	14	2.8		
24	DUKES, Keaton	3-0	13:15	4.4	2-4	.500	2-4	.500	0-2	.000	0	1	1	0.3	0	0	1	0	0	1	6	2.0		
Team											8	11	19											
Total		5	1000		173-342	.506	52-132	.394	70-97	.722	46	136	182	36.4	84	1	76	45	14	61	468	93.6		
Opponents		5	1000		120-284	.423	33-124	.266	47-74	.635	39	138	177	35.4	81	2	62	106	15	24	320	64.0		

Team Statistics

	PUR-FW	OPP
Scoring	468	320
Points per game	93.6	64.0
Scoring margin	+29.6	-
Field goals-att	173-342	120-284
Field goal pct	.506	.423
3 point fg-att	52-132	33-124
3-point FG pct	.394	.266
3-pt FG made per game	10.4	6.6
Free throws-att	70-97	47-74
Free throw pct	.722	.635
F-Throws made per game	14.0	9.4
Rebounds	182	177
Rebounds per game	36.4	35.4
Rebounding margin	+1.0	-
Assists	76	62
Assists per game	15.2	12.4
Turnovers	45	106
Turnovers per game	9.0	21.2
Turnover margin	+12.2	-
Assist/turnover ratio	1.7	0.6
Steals	61	24
Steals per game	12.2	4.8
Blocks	14	15
Blocks per game	2.8	3.0
Winning streak	5	-
Home win streak	2	-
Attendance	3493	2941
Home games-Avg/Game	2-1747	1-2941
Neutral site-Avg/Game	-	2-1120

Team Results

Date	Opponent		Score	Att.
11/07/2023	at DePaul	W	82-74	2941
11/09/2023	Andrews	W	130-34	1604
11/12/2023	Tex. A&M-Commerce	W	86-64	1889
11/17/2023	vs Northern Ariz.	W	77-67	1028
11/18/2023	vs South Dakota	W	93-81	1211