

GCU GRAND CANYON MEN'S BASKETBALL

GAME 3
Friday, Nov. 17 at 7 p.m.
Desert Diamond Arena
Glendale, Ariz.



SAN FRANCISCO DONS

2-1

HC: **Chris Gertlufen** (2nd at USF, 22-15)
NET: -- KenPom: 88 Neutral: 0-0 Last 3: 2-1

PTS

REB

AST

Jonathan Mogbo
14.3 ppg

Jonathan Mogbo
7.3 rpg

Mike Sharavjamts
5.0 apg



TV

CBS Sports Network

CBSsportsnetwork.com

Jack Benjamin *play-by-play*
Matt McCall *analysis*



LISTEN

1580 The Fanatic

99.3 FM & 95.9 FM

1580thefanatic.com

Michael Potter *play-by-play*
Paul Coro *analysis*



STATS

GCUstats.com

GRAND CANYON LOPES

2-0

HC: **Bryce Drew** (4th at GCU, 66-27 | 12th overall, 230-135)
NET: -- KenPom: 68 Neutral: 0-0 Last 3: 2-0

PTS

REB

AST

Tyon Grant-Foster
20.5 ppg

Gabe McGlothan
9.5 rpg

Ray Harrison
3.5 apg

SERIES HISTORY

GCU record vs. San Francisco **1-2**
Home / away / neutral **-- / 0-1 / 1-1**
Last meeting **Dec. 18, 2021 | GCU wins 49-48**
Streak **Grand Canyon, won 1**

LAST GAME STARTERS



#0

Ray Harrison

G / 6-4 / Jr.
7.5 PPG
3.5 RPG
3.5 APG
31.6% FG
0.0% 3P
60.0% FT

#7

Tyon Grant-Foster

G / 6-7 / Gr.
20.5 PPG
4.0 RPG
0.0 APG
61.9% FG
37.5% 3P
80.0% FT

#8

Collin Moore

G / 6-4 / Jr.
10.0 PPG
4.5 RPG
3.0 APG
41.2% FG
25.0% 3P
100.0% FT

#24

Duke Brennan

F / 6-10 / So.
9.0 PPG
6.5 RPG
0.0 APG
58.3% FG
-- 3P
57.1% FT

#30

Gabe McGlothan

F / 6-7 / R-Sr.
6.0 PPG
9.5 RPG
2.0 APG
44.4% FG
16.7% 3P
50.0% FT

bold purple denotes team leader in category

BY THE NUMBERS

	NCAA		NCAA	
90.0	37 <<	POINTS	54	88.5
58.0	31 <<	POINTS ALLOWED	48	61.0
+ 32.0	18 <<	MARGIN	36	+ 27.5
56.8	5 <<	FG PCT.	32	53.0
39.1	112 <<	FG PCT. DEFENSE	114	39.2
37.7	88 <<	3PT PCT.	156	34.2
68.9	186	FT PCT.	>> 107	72.7
35.7	251	REBOUNDS	>> 41	44.5
21.3	13 <<	ASSISTS	299	10.5
14.0	244 <<	TURNOVERS	277	15.0
8.7	89	STEALS	>> 67	9.5
5.3	49	BLOCKS	>> 45	5.5

COMMUNICATIONS

GCUlopes.com/MBBMedia

Josh Hauser

Jerob Moon

josh.hauser@gcu.edu

jerob.moon2@gcu.edu

THIS GAME

» GCU and San Francisco play on a neutral court for the third time in four seasons with the programs splitting the two meetings.
» GCU is currently ranked No. 68 in KenPom, the highest mark in program history (was: No. 74 entering 2/7/19 game vs. UTRGV).
» The Lopes are playing in their first of five nationally televised regular-season games (also: 11/19, 12/5, 12/9, 3/2).

LAST TIME OUT

» The 34-point margin of victory was the largest by GCU in the 49-game, 69-year history of the series against NAU.
» **Sydney Curry** had 17 points off the bench to lead the Lopes.
» At 56.4% from the field, GCU had its second-best shooting performance against a D-I nonconference opponent.

STORYLINES

» **Gabe McGlothan** needs six rebounds (currently at 626) to pass Keonta Vernon (631) as GCU's career rebound leader at the D-I level. He was named to the Preseason All-WAC team and was a second-team All-WAC pick last year.
» **Tyon Grant-Foster** grabbed national headlines on opening night when he scored 30 points in his first game in nearly two years.
» In a small sample, GCU is off to its highest-scoring two-game start (81.5 ppg) against D-I opponents.
» **Ray Harrison** was named the Preseason WAC Player of the Year. The first-team All-WAC pick from a year ago set GCU's D-I era record for points in a season (640) and was the Most Outstanding Player of the 2023 WAC Tournament. He tested the NBA Draft waters in the summer before opting to return to school.
» The Lopes are picked to win the WAC by the conference's head coaches, receiving 9 of 10 possible first-place votes.
» GCU was named one of five mid-majors to watch by ESPN.com.
» In addition to returning its two leading scorers, the Lopes welcome nine newcomers. Of seven transfers, five were most recently on a Power 6 roster (**Duke Brennan**, **Malcolm Flaggs**, **Sydney Curry**, **Tyon Grant-Foster** and **Lök Wur.**)
» Per Andy Katz, GCU has the nation's No. 9 student section, No. 10 uniforms and is the No. 7 most underrated team.
» GCU will play its toughest schedule yet when measured by last year's NET rankings of this year's opponents.

2023-24 SCHEDULE

	2-0	0-0	2-0	0-0	0-0
	W-L	WAC	H	A	N
Wed 11/1		Embry-Riddle (Ariz.)	EXHIB		W 104-46
Mon 11/6		SEMO	Southeast Missouri State		W 88-67
Sun 11/12		NAU	Northern Arizona	AZT	W 89-55
Fri 11/17		SF	vs San Francisco	AZT	7 p.m.
Sun 11/19		DePaul/South Carolina	AZT		2:30 / 5 p.m.
Sat 11/25		ND	North Dakota State		6 p.m.
Wed 11/29		UTRGV	AT UT Rio Grande Valley*		5:30 p.m. MST
Sat 12/2		UT	UT Arlington*		6 p.m.
Tue 12/5		SDS	San Diego State	ESPN	7 p.m.
Sat 12/9		LU	AT Liberty	WAC/CUSA	12 p.m. MST
Sat 12/16		PU	vs Portland	COLANGELO	7:30 p.m.
Wed 12/20		SH	Sam Houston	WAC/CUSA	6 p.m.
Sat 12/30		UTech	Louisiana Tech		6 p.m.
Thu 1/4		SU	AT Southern Utah*		6:30 p.m.
Sat 1/6		UT	AT Utah Tech*		7 p.m.
Thu 1/11		ACU	Abilene Christian*		7 p.m.
Sat 1/13		T	Tarleton State*		6 p.m.
Thu 1/18		UV	Utah Valley*		7 p.m.
Sat 1/20		SJ	AT Seattle U*		8 p.m. MST
Thu 1/25		SA	AT Stephen F. Austin*		5:30 p.m. MST
Sat 1/27		UT	AT UT Arlington*		1 p.m. MST
Thu 2/1		SJ	Seattle U*		7 p.m.
Sat 2/3		UV	AT Utah Valley*		2 p.m.
Sat 2/10		SU	Southern Utah*		6 p.m.
Thu 2/15		UT	Utah Tech*		7 p.m.
Sat 2/17		CBU	California Baptist*		6 p.m.
Thu 2/22		T	AT Tarleton State*		6 p.m. MST
Sat 2/24		ACU	AT Abilene Christian*		2 p.m. MST
Thu 2/19		UTRGV	UT Rio Grande Valley*		7 p.m.
Sat 3/2		SA	Stephen F. Austin*	ESPN	8 p.m.
Sat 3/9		CBU	AT California Baptist*		6 p.m. MST

WAC TOURNAMENT (ORLEANS ARENA, LAS VEGAS)

3/13-16 **WAC** TBD TBA

AZT = Arizona Tip-Off (11/12 at GCU, 11/17 & 11/19 at Desert Diamond Arena, Glendale)
COLANGELO = Jerry Colangelo Classic (Footprint Center, Phoenix)
WAC/CUSA = WAC / Conference USA Scheduling Initiative

* denotes WAC game

home away

GCULOPES.COM

< 1 >

#LOPESUP



NUMERICAL ROSTER

#	NAME	POS	HT	WT	YR	HOMETOWN	HIGH SCHOOL / PREP SCHOOL	PREVIOUS COLLEGE(S)	PRONOUNCIATION
0	Ray Harrison	G	6-4	195	Jr.	Greenville, S.C.	Legacy Early College	Presbyterian ('20-22)	
1	Derrick Michael Xzaviero	F	6-10	235	R-Fr.	Jakarta, Indonesia	NBA Global Academy		ex-ZAH-vee-air-oh
2	Sydney Curry	F	6-8	270	Sr.	Fort Wayne, Ind.	Northrop / John A. Logan	John A. Logan ('19-21) / Louisville ('21-23)	
5	Lök Wur	F	6-9	210	Sr.	North Omaha, Neb.	Papillion La Vista South	Oregon ('20-23)	LUKE WAR
6	Malcolm Flaggs	G	6-6	200	R-Fr.	Chandler, Ariz.	Hillcrest Prep	Arizona State ('22-23)	
7	Tyon Grant-Foster	G	6-7	210	Sr.	Kansas City, Kan.	Schlagle	Indian Hills ('18-20) / Kansas ('20-21) / DePaul ('21-22)	
8	Collin Moore	G	6-4	205	Jr.	North Little Rock, Ark.	Sunrise Christian Academy	Georgia State ('21-23)	
10	Jovan Blacksher Jr.	G	5-11	165	Sr.	Oakland, Calif.	Shadow Mountain HS		
11	Caleb Shaw	G	6-5	205	So.	Phoenix, Ariz.	Valley Christian HS	Northern Colorado ('22-23)	
12	Marquese Josephs	G	6-1	195	Fr.	Toronto, Canada	Dream City Christian School		
21	Noah Amenhauser	C	7-0	250	Fr.	Goodyear, Ariz.	Estrella Foothills HS		AY-min-how-zer
22	Josh Baker	G	6-4	185	Sr.	Phoenix, Ariz.	McClintock HS	Hutchinson ('19-21) / UNLV ('21-22)	
24	Duke Brennan	F	6-10	250	So.	Gilbert, Ariz.	Hillcrest Prep	Arizona State ('22-23)	
30	Gabe McGlothlan	F	6-7	235	R-Sr.	Gilbert, Ariz.	Basha HS	Southeast Missouri State ('18-19)	mi-GLAWTH-inn
33	Isaiah Shaw	G	6-8	205	R-Fr.	Rome, Italy	Davidson Academy		

COACHING STAFF

Head coach	Bryce Drew / <i>Valparaiso (1998) / 4th season</i>
Assistant coach	Jamall Walker / <i>Illinois (1999) / 4th season</i>
Assistant coach	Ed Schilling / <i>Miami (Ohio) (1988) / 4th season</i>
Assistant coach	Casey Shaw / <i>Toledo (1998) / 4th season</i>
Assistant coach	Marc Rodgers / <i>Central Washington (2018) / 1st season</i>
Assistant coach	Jake Lindsey / <i>Baylor (2018) / 2nd season</i>

SUPPORT STAFF

Chief of staff	Peyton Prudhomme / <i>Texas Wesleyan / 4th season</i>
Graduate assistant	Trey Miles / <i>Grand Canyon / 1st season</i>
Strength & conditioning coach	Jordan Jackson / <i>CSU Northridge / 4th season</i>
Athletic trainer	Chris Elliott / <i>Trevecca Nazarene / 2nd season</i>



**RAY
HARRISON**

G • 6-4 • 195 • Jr.
Greenville, S.C.



**DERRICK MICHAEL
XZAVIERRO**

F • 6-10 • 235 • R-Fr.
Jakarta, Indonesia



**SYDNEY
CURRY**

F • 6-8 • 270 • Sr.
Fort Wayne, Ind.



**LÖK
WUR**

F • 6-9 • 210 • Sr.
North Omaha, Neb.



**MALCOLM
FLAGGS**

G • 6-6 • 200 • R-Fr.
Tuba City, Ariz.



**TYON
GRANT-FOSTER**

G • 6-7 • 210 • Sr.
Kansas City, Kan.



**COLLIN
MOORE**

G • 6-4 • 205 • Jr.
North Little Rock, Ark.



**JOVAN
BLACKSHER JR.**

G • 5-11 • 165 • Sr.
Oakland, Calif.



**CALEB
SHAW**

G • 6-5 • 205 • So.
Phoenix, Ariz.



**MARQUESE
JOSEPHS**

G • 6-1 • 190 • Fr.
Toronto, Ontario, Canada



**NOAH
AMENHAUSER**

C • 7-0 • 250 • Fr.
Goodyear, Ariz.



**JOSH
BAKER**

G • 6-4 • 185 • Sr.
Phoenix, Ariz.



**DUKE
BRENNAN**

F • 6-10 • 250 • So.
Chandler, Ariz.



**GABE
MCGLOTHLAN**

F • 6-7 • 235 • R-Sr.
Gilbert, Ariz.



**ISAIAH
SHAW**

G • 6-8 • 205 • R-Fr.
Rome, Italy

COACHING STAFF



**BRYCE
DREW**

Head coach
4th season



**JAMALL
WALKER**

Assistant coach
4th season



**ED
SCHILLING**

Assistant coach
4th season




**CASEY
SHAW**

Assistant coach
4th season



**MARC
RODGERS**

Assistant coach
1st season



**JAKE
LINDSEY**

Assistant coach
2nd season

SUNDAY, NOV. 12 | HOME



[QUOTED]

HEAD COACH BRYCE DREW

"Different nights, it's going to be different guys. We saw the first night how great Tyon was. And tonight I thought Gabe was sensational and then Collin and Sydney were really, really good. Ray was solid, but we all know how good Ray could be.

"We like having the weapons. The big thing we have to do is be really selfless, and a lot of guys are going to have to put scoring on the backburner and really lock in on defense, sharing the ball."

JUNIOR GUARD COLLIN MOORE

"It seems like we all needed some energy from each other, and I tried to pick my energy. I went in the locker room telling everyone, 'Energy, energy, energy.' "



Official Basketball Box Score - Final
Northern Ariz. at Grand Canyon
11/12/23 GCU Arena, Phoenix
2023-24 Men's Basketball

Game Time: 3:30 PM
Game Duration: 1:52
Attendance: 7,118

Officials: Kipp Kissinger, Brooks Wells, Keith Kimble

Northern Ariz. - 55

Record: 0-2

NO.	Name	Min	FG	3P	FT	Rebounds	Fouls	TP	AS	TO	ST	Blocks	+/-
			M-A	M-A	M-A	OR DR TOT	PF FD					BS BA	
7	Carson Basham	C 20:15	3-7	0-0	1-1	2 3 5	3 3	7	2	1	0	1 1	-14
3	Jayden Jackson	G 24:15	3-7	0-1	0-2	0 3 3	3 2	6	0	0	2	0 1	-18
4	Oakland Fort	G 25:00	2-8	2-3	3-4	0 1 1	1 3	9	3	2	1	0 2	-18
21	Liam Lloyd	G 35:17	7-10	2-5	0-0	0 7 7	0 2	16	4	5	0	0 0	-28
24	Trenton McLaughlin	G 23:08	1-6	1-5	0-0	0 3 3	2 1	3	1	2	0	0 0	-14
0	C.J. Ford	11:19	0-0	0-0	0-0	0 0 0	1 0	0	0	0	1	1 0	-14
13	Rockwell Reynolds	09:33	1-3	0-0	0-0	0 1 1	4 0	2	2	3	0	0 0	-7
23	Isaiah Kai	13:41	1-2	0-0	0-0	0 0 0	2 1	2	1	0	0	0 0	-14
12	Diego Campisano	12:13	1-1	0-0	0-0	1 0 1	1 0	2	0	1	0	0 0	-13
11	Ryan Abelman	06:57	0-3	0-2	0-0	0 0 0	3 1	0	0	1	0	0 0	-8
6	Tichyque Musaka	10:29	3-6	0-0	0-2	0 0 0	1 1	6	0	0	2	0 0	-13
1	Arman Madi	07:53	0-3	0-2	2-2	1 0 1	0 1	2	0	1	0	0 1	-9
Team						1 1 2		0					
Totals			22:56	5-18	6-11	5 19 24	21 15	55	13	16	6	2 5	-34

Technical Fouls: NONE

Shooting By Period		
1st FG%	11-28	39.3%
3PT%	3-11	27.3%
FT%	4-7	57.1%
2nd FG%	11-28	39.3%
3PT%	2-7	28.6%
FT%	2-4	50%
GM FG%	22-56	39.3%
3PT%	5-18	27.8%
FT%	6-11	54.5%

Dead Ball Rebounds: 3, 0

Grand Canyon - 89

Record: 2-0

NO.	Name	Min	FG	3P	FT	Rebounds	Fouls	TP	AS	TO	ST	Blocks	+/-
			M-A	M-A	M-A	OR DR TOT	PF FD					BS BA	
24	Duke Brennan	F 18:33	2-6	0-0	2-4	2 1 3	3 2	6	0	0	2	1 0	9
30	Gabe McGlothlin	F 29:11	3-5	0-2	1-4	5 9 14	1 3	7	1	0	1	1 0	25
0	Ray Harrison	G 26:00	5-10	0-2	2-2	0 2 2	1 2	12	2	4	0	0 1	20
7	Tyon Grant-Foster	G 27:12	3-6	1-3	4-4	0 4 4	4 3	11	0	4	2	0 0	10
8	Collin Moore	G 27:01	5-10	1-2	1-1	0 5 5	0 1	12	4	2	4	1 1	23
2	Sydney Curry	17:57	7-7	0-0	3-5	1 1 2	4 3	17	0	1	0	1 0	21
5	Lok Wur	14:31	2-4	1-2	0-0	1 2 3	0 0	5	1	0	1	0 0	21
33	Isaiah Shaw	16:57	2-4	2-4	2-2	0 1 1	1 4	8	1	0	0	0 0	15
22	Josh Baker	13:40	2-3	1-2	2-2	0 0 0	1 1	7	1	1	0	1 0	15
1	Derrick Michael Xzaviero	02:48	0-0	0-0	0-0	0 2 2	0 0	0	0	0	0	0 0	5
12	Marques Josephs	02:48	0-0	0-0	4-4	0 0 0	0 2	4	0	1	0	0 0	5
6	Malcolm Flaggs	01:41	0-0	0-0	0-0	0 0 0	0 0	0	0	0	0	0 0	2
21	Noah Amenhauser	01:41	0-0	0-0	0-0	0 0 0	0 0	0	0	0	0	0 0	2
Team						1 4 5		0					
Totals			31:55	6-17	21-28	10 31 41	15 21	89	10	13	10	5 2	34

Technical Fouls: NONE

	NAU	GCU	Points from	NAU	GCU	Period by Period Scoring		
Biggest lead	9 (1 st 17:47)	34 (2 nd 0:18)	Turnovers	10	22		1st	2nd
Best Scoring Run	8 (1 st 17:47)	12 (1 st 13:39)	Paint	28	48		NAU	29
Lead Changes	3		Second Chance	4	11		2nd	26
Times Tied	3		Fast Breaks	7	11		TOT	55
Time with Lead	05:11	32:36	Bench	14	41		GCU	41

NOTABLES

» FACING FORMER LOPES

GAMES AGAINST FORMER LOPES (2023-24)

Date	Opponent	Player	Player's Line	Result
Nov. 12, 2023	NAU	Liam Lloyd	17 pts. / 7 reb. / 4 ast.	W 89-55
Jan. 11, 2024	Abilene Christian	Aidan Igiehon		
Feb. 17, 2024	California Baptist	Yvan Ouedraogo		
Feb. 24, 2024	@ Abilene Christian	Aidan Igiehon		
March 9, 2024	@ California Baptist	Yvan Ouedraogo		

LOPES AGAINST THEIR FORMER TEAMS (2023-24)

Date	Opponent	Player	Player's Line	Result
Nov. 6, 2023	SE Missouri State	Gabe McGlothlin	5 pts. / 5 reb.	W 88-67
Nov. 19, 2023	DePaul (?)	Tyon Grant-Foster		

MONDAY, NOV. 6 | HOME



**SOUTHEAST
MISSOURI STATE**
67

**GRAND
CANYON**
88



[QUOTED]

HEAD COACH BRYCE DREW

"Pretty remarkable for Tyon not to play a really game in pretty much two years to the day in front of a crowd. Just a sensational individual performance for him scoring the basketball. And to add another weapon to our team, that's more depth. When they scout us, hopefully it opens up more space for Gabe and more space for Ray as they look to Tyon more."

GRADUATE GUARD TYON GRANT-FOSTER

"I tell myself this thing, 'Don't be scared of doing stuff that you work on.' Like the shots that I take and the moves that I make, I work on those. So what's the point of not using them and being scared to use them in the game?"

SOPHOMORE FORWARD DUKE BRENNAN

"With these newcomers, it's always a challenge to find chemistry and jell. We just work hard with each other every single day and, on and off the court, we're brothers. When it comes down to the game, we can get these dubs and you can see the chemistry on the court."



Official Basketball Box Score - Final
Southeast Mo. St. at Grand Canyon
11/06/23 GCU Arena, Phoenix
2023-24 Men's Basketball

Game Time: 7:00 PM
Game Duration: 2:00
Attendance: 7,186

Officials: Matthew Rukash, Marcus Hicks, Levon Zakarian

Southeast Mo. St. - 67

Record: 0-1

NO. Name	Min	FG	3P	FT	Rebounds	Fouls	TP	AS	TO	ST	Blocks	+/-
		M-A	M-A	M-A	OR DR TOT	PF PD					BS BA	
21 Josh Earley	F 17:23	5-6	0-0	0-0	0 1 1	3 2	10	0	2	4	0 0	-10
1 Rob Martin	G 26:45	1-8	1-1	0-0	2 0 2	1 2	3	3	1	2	0 0	-30
3 Aquan Smart	G 12:48	1-6	0-2	0-1	0 2 2	3 1	2	3	5	0 0	0 0	-18
5 TJ Biel	G 23:32	3-7	1-4	1-2	1 3 4	0 3	8	1	0	0	0 0	-23
44 Braxton Stackner	G 20:33	3-5	1-1	1-3	0 2 2	4 2	8	1	3	1	0 2	-17
10 David Idada	10:03	0-1	0-0	0-0	0 0 0	5 1	0	1	1	0	2 0	-1
11 Evan Eurscher	13:42	0-3	0-1	0-0	0 1 1	2 0	0	1	0	0	0 0	-11
4 Adam Larson	18:55	4-6	3-5	2-4	0 5 5	0 2	13	0	1	0	0 0	-10
24 Kobe Clark	20:07	2-4	1-2	2-5	4 4 8	0 4	7	0	2	1	0 0	4
2 BJ Ward	22:14	3-10	1-2	0-0	0 1 1	1 1	7	5	0	2	0 3	6
22 Gavyn Elkamil	10:35	2-6	2-2	0-0	2 0 2	0 1	6	1	0	1	0 0	3
12 Asa Barnes	00:00	0-0	0-0	0-0	0 0 0	0 0	0	0	0	0	0 0	0
55 Marques Bell	03:23	1-2	1-1	0-0	0 0 0	0 0	3	0	0	0	0 1	2
Team					4 0 4							
Totals		25-64	11-21	6-15	13 19 32	19 19	67	16	17	11	2 6	-21

Shooting By Period	1st FG%	1st 3PT%	1st FT%	2nd FG%	2nd 3PT%	2nd FT%	GM FG%	GM 3PT%	GM FT%
	11-30 36.7%	5-9 55.6%	3-8 37.5%	14-34 41.2%	6-12 50.0%	3-7 42.9%	25-64 39.1%	11-21 52.4%	6-15 40.0%

Dead Ball Rebounds: 2, 1

Grand Canyon - 88

Record: 1-0

NO. Name	Min	FG	3P	FT	Rebounds	Fouls	TP	AS	TO	ST	Blocks	+/-
		M-A	M-A	M-A	OR DR TOT	PF PD					BS BA	
24 Duke Brennan	F 18:43	5-6	0-0	2-3	3 7 10	4 2	12	0	3	1	0 0	18
30 Gabe McGlothlan	F 27:38	1-4	1-4	2-2	2 3 5	2 2	5	3	4	0 1	0 14	3
0 Ray Harrison	G 27:24	1-9	0-2	1-3	2 3 5	1 3	3	5	3	0 0	0 26	2
7 Tyon Grant-Foster	G 24:42	10-15	2-5	8-11	0 4 4	2 5	30	0	2	3	2 1	33
8 Collin Moore	G 28:07	2-7	0-2	4-4	2 2 4	1 3	8	2	1	3	0 0	33
2 Sydney Curry	17:05	4-7	0-0	0-2	4 5 9	1 1	8	1	2	1	0 1	8
5 Lok Wur	16:44	1-4	1-3	0-0	0 4 4	5 1	3	0	0	0	1 0	12
33 Isaiah Shaw	21:57	4-7	3-5	2-2	0 1 1	3 2	13	0	0	1	1 0	-11
6 Malcolm Flagg	04:38	0-0	0-0	0-0	0 0 0	0 0	0	0	1	0	0 0	-9
12 Marques Josephs	04:38	2-2	0-0	0-0	0 0 0	0 0	4	0	1	0	0 0	-5
1 Derrick Michael Xzaviero	04:12	1-1	0-0	0-0	1 1 2	0 0	2	0	0	0	0 0	-5
21 Noah Amenhauser	04:12	0-0	0-0	0-0	0 0 0	0 0	0	0	0	0	1 0	-5
Team					1 3 4							
Totals		31-62	7-21	19-27	15 33 48	19 19	88	11	17	9	6 2	21

Technical Fouls: NONE

	SEMO	GCU	Points from Turnovers	SEMO	GCU	Period by Period Scoring
Biggest lead	0 (1 st 20:00)	30 (2 nd 5:00)	15	24		1st 2nd TOT
Best Scoring Run	9 (2 nd 2:58)	11 (1 st 16:09)	26	46	SEMO	30 37 67
Lead Changes	0		Second Chance	10 17	GCU	54 34 88
Times Tied	0		Fast Breaks	10 18		
Time with Lead	00:00	39:52	Bench	36 30		

NOTABLES

>> 30-POINT GAMES

GCU'S 30-POINT SCORERS (D-I ERA)

Player	30+ Point Games
Josh Braun	4
DeWayne Russell	4
Ray Harrison	3
Carlos Johnson	3
Michael Finke	2
Jerome Garrison	2
Killian Larson	2
Tyon Grant-Foster	1
Gabe McGlothlan	1
Alessandro Lever	1

SUMMED UP

WAC placing	t-1st
Current streak	W-2
Longest win streak	2 games (11/6-pres.)
Longest losing streak	--
Last 5	2-0
Last 10	2-0
In weekend games (Fri/Sat/Sun)	1-0
In weekday games (Mon-Thu)	1-0

QUICK FACTS

ATHLETIC COMMUNICATIONS



Primary contact Josh Hauser
Email josh.hauser@gcu.edu



Secondary contact Jerob Moon
Email jerob.moon2@gcu.edu

UNIVERSITY INFORMATION

School	Grand Canyon University
Location	Phoenix, Ariz.
Founded	1949
Enrollment	25,800
President	Brian Mueller
VP of Athletics	Jamie Boggs
Affiliation	NCAA Division I
Nickname	Lopes
Mascot	Thunder
Colors	Purple, Black & White
Conference	Western Athletic Conference (WAC)
Athletics website	www.GCULopes.com

PROGRAM HISTORY

First year	1949-50
All-Time record	1,266-784 (.618)
Division I	202-116 (.635)
WAC	98-52 (.653)
Regular-season conference titles (D-I)	1 (2021)
Tournament conference titles (D-I)	2 (2021, 2023)
National championships (NAIA)	3

SCOUTING THE DONS

2023-24 NOTES

Record	2-1 (0-0)
Home	2-0
Away	0-1
Neutral	0-0
NET / KenPom	-- / #88

2022-23 NOTES

Record	20-14 (7-9)
Regular-season conference placing	t-5th of 10
Postseason	WCC Tournament (Semifinal)
NET / KenPom	#114 / #101

SCHOOL NOTES

Location	San Francisco, Calif.
Conference	West Coast Conference
Enrollment	10,714

COACH NOTES

Head coach	Chris Gerlufsen
Season	2nd at USF
Record at school	22-15 (.595)
Career record	30-20 (.600)

AT-A-GLANCE

- » Behind Saint Mary's and Gonzaga, San Francisco was picked to finish third in the WCC Preseason Poll.
- » The Lopes and Dons will meet on a neutral floor for the third time in four seasons. The teams split the first two meetings (2020 in Las Vegas; 2021 in Phoenix.)
- » Junior guard Jake Cioe is the Dons' lone Arizona native, hailing from Tucson and Salpointe Catholic HS.
- » San Francisco opened the year with home routs of non-D1 Bethesda (128-59) and Saint Francis (PA) (84-52) before falling in its first road contest to Boise State (63-58.)
- » The Dons ended a 24-year NCAA Tournament drought in 2022 when they were an at-large pick before losing in overtime in the first round to Murray State. Head coach Todd Golden took the same position at Florida, and Chris Gerlufsen was promoted from within.
- » Later this season, San Francisco will host fellow WAC member Seattle U on Dec. 13 and will play GCU common opponent Northern Arizona on Dec. 20.

LAST TIME OUT

- » San Francisco fell to Boise State 63-58 in Boise on Sunday.
- » Boise State hit the first bucket and never trailed or tied after. The Broncos led by as many as 10 points, but San Francisco often kept it tight including as close as 2 points in the second half.
- » Mike Sharavjamtled led San Francisco with 13 points on 6-for-11 shooting.
- » The Dons shot just 4 for 19 (21.1%) from distance but were 19 of 33 (57.6%) from 2-point range.

SERIES HISTORY



RECORD	STREAK	H	A	N
1-2	W1	--	0-1	1-1

LATEST MATCHUP	FIRST MATCHUP
W 49-48	L 78-63

Dec. 18, 2021 | Footprint Center

Nov. 28, 1980 | San Francisco, Calif.

MEASURED

» Longest GCU streak	1 game, 12/18/2021 - pres.
» Largest GCU win	1 point, 49-48, 12/18/2021
» Largest USF win	15 points, 78-63, 11/28/1980
» Bryce Drew vs. USF	1-1
» Chris Gerlufsen vs. GCU	0-0
» Bryce Drew vs. Chris Gerlufsen	0-0

LAST TIME THEY MET

» **Dec. 18, 2021 | Footprint Center | W 49-48**
Jerry Colangelo Classic

- » GCU became the first team to beat San Francisco (entered 10-0) in 2021-22 by continuing the Bryce Drew-era Lopes brand of dynamic defense.
- » GCU (10-2) kept San Francisco (10-1) nearly 30 points below its scoring average, allowed seven fewer made 3-pointers than the Dons' average and held the nation's No. 22 scorer, Jamaree Bouyea, to 13 below his scoring average (20.0).
- » GCU picked up its first win with fewer than 50 points since 2009 but did get 23 points, four assists and four steals from junior point guard Jovan Blacksher Jr. He won the game's Most Valuable Player after playing the entire second half, when he scored 14 on 6-of-9 shooting with one turnover.
- » Dons junior guard Gabe Stefanini ended a 2-for-10 game with a 3-point miss at the buzzer, securing GCU its first one-point winning margin since Feb. 24, 2018, vs. Utah Valley.

LAST 5 MEETINGS

12/18/2021	Neutral	W 49-48
12/20/2020	Neutral	L 68-65
11/28/1980	Away	L 78-63

GCU put together an unbelievable run in Las Vegas to take home the WAC Tournament crown for the second time in three seasons. The Lopes won four games in five days in conference tournament play, knocking off the No. 4, No. 1 and No. 3 seeds in the process, to become the lowest-seeded team (No. 5) to win the WAC Tournament since 2001.



"IT'S A GOD STORY. WE'VE HAD SO MUCH ADVERSITY THIS YEAR. WE HAVE BATTLED A LOT. GUYS HAVE BEEN FAITHFUL. GUYS HAVE BEEN RESILIENT. GUYS HAVE WORKED HARD. WE HAD MEETINGS. WE HAD HEART-TO-HEARTS. THE CHARACTER NEVER DROPPED IN THESE GUYS." [BRYCE DREW]



TALKING ABOUT REALLY TRYING TO DIG DEEP TO GET THIS ONE, I'M JUST PROUD OF THIS WHOLE TEAM. WE FOUGHT LIKE CRAZY. TO STAND AT THE TOP OF THE TOURNAMENT AND GO DANCE AGAIN MEANS A LOT." [GABE MCGLOTHAN]














» LOPES GET RAVE PRESEASON REVIEWS

Under fourth-year head coach Bryce Drew, GCU is receiving rave preseason reviews ahead of the 2023-24 campaign. The Lopes are racking up a number of preseason favorite labels from various publications and sources.



WAC PRESEASON COACHES POLL

Rank		School	Points
1		Grand Canyon (9)	99
2		Stephen F. Austin (2)	87
3		Seattle U	86
4		Utah Valley	61
5		Abilene Christian	60
6		Tarleton State	49
7		California Baptist	47
8		UT Arlington	43
t-9		Southern Utah	26
		UT Rio Grande Valley	26
11		Utah Tech	21

GCU was also the WAC's preseason pick of ESPN.com, Blue Ribbon Yearbook, Lindy's College Basketball, The Almanac, BartTorvick.com and KenPom.com.

» LOPES ON CONDENSED PRESEASON TEAM

The WAC consolidated its preseason voting for the year, limiting voting to one five-man preseason team picked only by the league's head coaches. Despite the limited opportunity for preseason selections, the Lopes had two of the five individuals represented. A Lopes player was named WAC Preseason Player of the Year for the second consecutive season with **Ray Harrison** following **Jovan Blacksher Jr.**'s act from a year ago.



HARRISON



McGLOTHAN

Ray Harrison - WAC Preseason Player of the Year, Preseason All-WAC team

Harrison, last season's WAC Tournament Most Outstanding Player, made a case to be last season's WAC Player of the Year when he averaged career highs for points (17.8 per game) and assists (3.6 per game). That included a WAC Tournament title run in which the Greenville, South Carolina, native shot 52% from the field and averaged 20.0 points, 5.5 rebounds and 5.3 rebounds over four wins.

Gabe McGlothlan - Preseason All-WAC team

McGlothlan joined Harrison on the coaches' five-member Preseason All-WAC Team. The Chandler Basha High School graduate averaged career highs for points (12.8 per game) and rebounds (7.6 per game) on last season's NCAA tournament qualifier.

» PRESEASON PLAYER OF YEAR HISTORY

Ray Harrison became GCU's fifth selection in the last eight years for WAC Preseason Player of the Year honors.

"Ray had a great conference season all the way through," GCU fourth-year head coach Bryce Drew said. "They both improved this summer, so we expect them to take another step up in their games."



HARRISON

GCU'S WAC PRESEASON PLAYERS OF THE YEAR

Year	Player	Result
2023-24	Ray Harrison	??
2022-23	Jovan Blacksher Jr.	Averaged 10.7 ppg in injury-shortened season (12 g)
2018-19	Alessandro Lever	13th in the WAC for scoring at 12.5 ppg
2017-18	Josh Braun	All-WAC second teamer, 11.4 ppg
2016-17	Josh Braun	All-WAC first teamer, led WAC in 3-pointers, 17.5 ppg

» STARTING SPOT IN KENPOM

Grand Canyon's place on the starting blocks of the preseason KenPom.com ranking is as good as it has ever been, checking in at No. 83 in the national ranking system. It's the second straight year that the Lopes have earned a starting spot in the top 100.

GCU has outperformed its preseason KenPom.com ranking in 8 of its 10 Division I seasons.

GCU PRESEASON KENPOM VS. FINAL KENPOM

Season	Record	Preseason	Final	+/-
2023-24	?	83	?	?
2022-23	24-12	96	108	-12
2021-22	23-8	149	93	+56
2020-21	17-7	165	103	+62
2019-20	13-17	131	265	-134
2018-19	20-14	155	111	+44
2017-18	22-12	141	121	+20
2016-17	22-9	185	152	+33
2015-16	22-7	238	130	+108
2014-15	17-15	269	263	+6
2013-14	15-15	294	241	+53




















» SCHEDULE KEEPS TOUGHENING

Grand Canyon yet again will play its most challenging schedule, based on last year's NET rankings of this year's opponents.

The increased average strength of GCU's 2023-24 schedule comes from a variety of sources:

- » increasing collective strength of the WAC.
- » zero games against non-Division I opponents.
- » zero games against any school in the bottom 100 of the NET rankings.
- » WAC/CUSA scheduling initiative which brings games against NET Nos. 46 and 69.

NET RANKING BY OPPONENT

	School	2022-23 NET	Date(s)
	San Diego State	15	Dec. 5
	Liberty	46	Dec. 9
	Utah Valley	58	Jan. 18, Feb. 3
	Sam Houston	69	Dec. 20
	Southern Utah	113	Jan. 4, Feb. 10
	San Francisco	114	Nov. 17
	Stephen F. Austin	136	Jan. 25, March 2
	Seattle U	142	Jan. 20, Feb. 1
	DePaul OR South Carolina	155 OR 235	Nov. 19
	Utah Tech	158	Jan. 6, Feb. 15
	Louisiana Tech	161	Dec. 30
	Tarleton State	165	Jan. 13, Feb. 22
	Portland	168	Dec. 16
	California Baptist	171	Feb. 17, March 9
	Abilene Christian	204	Jan. 11, Feb. 24
	North Dakota State	217	Nov. 25
	Northern Arizona	230	Nov. 12
	Southeast Missouri	243	Nov. 6
	UT Arlington	249	Dec. 2, Jan. 27
	UTRGV	259	Nov. 29, Feb. 29

AVERAGE PREVIOUS-YEAR NET OF SCHEDULE (DREW ERA)

Year	Avg. Prev.-Year NET
2023-24	165
2022-23	184
2021-22	227
2020-21	211

» CHAMPIONS OF THE WAC

The Bryce Drew era has been marked with championship successes. Between the regular-season championships and tournament championships, the Lopes have won three of the possible six WAC titles up for grabs since Drew's arrival in Phoenix prior to the 2020-21 season.

The Lopes are a part of an elite class of 21 programs to have won at least half of the possible conference championships in the past three seasons.




3+ CONF. CHAMPIONSHIPS IN LAST 3 YRS. (REG. SEASON + TOURN.)

 Alabama	 Kansas	 San Diego State
 Arizona	 Liberty	 Texas A&M-Corpus Christi
 Colgate	 Loyola Chicago	 Texas Southern
 Gonzaga	 Montana State	 Toledo
 GCU Grand Canyon	 Norfolk State	 UC Santa Barbara
 Houston	 Oral Roberts	 Vermont
 Iona	 Princeton	 Winthrop

» WAC RISING

The WAC has seen a huge leap in conference strength between the 2020-21 season and 2022-23 season. In 2022-23, the WAC finished No. 11 out of 32 conference in the KenPom rankings.

BIGGEST CONFERENCE IMPROVEMENT (FROM 2020-21 TO 2022-23)

Rank	Conference	KenPom.com Rankings			
		'20-21	'21-22	'22-23	Improvement
1	 Western Athletic	23	15	11	+12
2	 Atlantic Sun	26	21	18	+8
3	 Metro Atlantic	27	16	23	+4

The WAC was one of only four conferences to have four schools win 24+ games in 2022-23.

CONFERENCES WITH FOUR 24+ GAME WINNERS

Conference	Schools
ACC	Miami, Duke, Virginia, Pitt
Big East	UConn, Marquette, Xavier, Creighton
SEC	Alabama, Missouri, Tennessee, Texas A&M
WAC	Grand Canyon, Utah Valley, Sam Houston, Southern Utah

» THE GRAND CANYON STATE

Grand Canyon's 2023-24 roster has a decidedly Arizona theme. Six Lopes list Arizona cities as their hometown and three more played high school or prep basketball in the state.

This year's roster features the most in-state talent in GCU's D-I era.

LOPES HAILING FROM ARIZONA

Player	Hometown	High School
#6 Malcolm Flagg	Tuba City, Ariz.	Hillcrest Prep
#11 Caleb Shaw	Phoenix, Ariz.	Valley Christian HS
#21 Noah Amenhauser	Goodyear, Ariz.	Estrella Foothills HS
#22 Josh Baker	Phoenix, Ariz.	McClintock HS
#24 Duke Brennan	Chandler, Ariz.	Hillcrest Prep
#30 Gabe McGlothlin	Gilbert, Ariz.	Basha HS

+ MORE LOPES PREPPING IN ARIZONA

Player	Hometown	High School
#10 Jovan Blacksher Jr.	Oakland, Calif.	Shadow Mountain HS
#12 Marquese Josephs	Toronto, Canada	Dream City Christian School
#33 Isaiah Shaw	Rome, Italy	PHH Prep



FOLLOW THE LOPES

OFFICIAL

Men's Basketball
GCU Athletics

X

@GCU_MBB
@GCU_Lopes

INSTAGRAM

@gcu_mbb
@gcu_lopes

GCU COVERAGE

		X
Paul Coro	Lopes Insider	@paulcoro
Barry Buetel	TV play-by-play	@Barry_Buetel
Scott Williams	TV analyst	@scottwill42
Kate Longworth	TV reporter	@KateLongworth
Michael Potter	Radio play-by-play	@michaelpotter
Richard Obert	Arizona Republic beat writer	@azc_obert

GCU STAFF

		X
Bryce Drew	Head coach	@BryceDrewCoach
Jamall Walker	Assistant coach	@jamallwalker
Ed Schilling	Assistant coach	@CoachSchilling
Marc Rodgers	Assistant coach	@CoachRodg1
Peyton Prudhomme	Chief of staff	@coach_prudhomme

THE TEAM

	X	INSTAGRAM
Ray Harrison	@bigtimeray0	@bigtimeray
D. Xzaviero	@DerrickmichaelX	@derrickmichael_
Sydney Curry	@Bigticket_sc	@big_ticketsc
Lök Wur	@lwur5_	@lwur.4
Malcolm Flagg	@Malcolm_Flaggs	@melo._xv
Tyon Grant-Foster	@Ty_Youngbull	@tyongrantfoster
Collin Moore	@waheed5_	@waheed5_
Jovan Blacksher Jr.	@ytunahead	@nuna_head
Caleb Shaw	@calebshaw301	@calebshaw30
Marquese Josephs	@MarqueseJosephs	@marquesejosephs
Noah Amenhauser	@NoahAmenhauser	@noah_amenhauser
Josh Baker	@bakeshooow22	@bakershaw.22
Duke Brennan	@Dukebrennan86	@dukebrennan86
Gabe McGlothlin	@GabeMcGlothlin5	@gabemcglathan
Isaiah Shaw	@isaiah_shaw08	@isaiah.shaw08

» NEW NUMBERS!

New in 2023-24... the NCAA expanded its rules to allow more flexibility in jersey numbers. Previously, only the digits 0 through 5 could be used, limiting selections to 0, 1, 2, 3, 4, 5; 10, 11, 12, 13, 14, 15; etc.

This restriction was lifted effective this season, meaning players can now choose from the full gamut of two-digit numbers.

Three Lopes jumped on the new trend immediately, and they will be the first three to wear their respective numbers in GCU's history.

NEW JERSEY NUMBER OPTIONS USED

No.	Player
6	Malcolm Flaggs
7	Tyon Grant-Foster
8	Collin Moore



FLAGGS



GRANT-FOSTER



MOORE

» NEW LOGO!

GCU launched a campus-wide rebrand of its logo system that took effect in June.

The new "Speed GCU" logo was unveiled last February at a Lopes basketball game and an entire logo system was built out and refined for a June 30 launch. The logo system was developed with an aim to give the university a modern and cohesive brand that is unique to GCU.

GCU's "Running Lope" logo — unveiled nearly a decade ago in lockstep with the university's transition to Division I athletics — continues to be a foundational element of GCU's brand.

The Running Lope now has a cohesive GCU logo with familiar speed lines and agile movement that matches the university's innovative, modern and fast-moving identity.

A custom "Thunder" font was also developed that ties the brand together with "Lopes" and "Grand Canyon" wordmarks, which will start appearing in branded items such as GCU's athletic uniforms.

The "Arched GCU" logo that was unveiled prior to the 2015-16 academic year will be retired, serving the university well through many firsts, including D-I NCAA tournament debuts by most GCU athletic programs.

» FREQUENTING NATIONAL TV

After playing in five nationally televised games a year ago (including the WAC Tournament Championship and the NCAA Tournament game), that number increases in 2023-24 with a program-record five nationally televised games already released for the regular season alone. Additional national television appearances could be added with more postseason success.



GCU ON NATIONAL TELEVISION

Date	Opponent	Location	Network
Nov. 17	San Francisco	Desert Diamond Arena	CBS Sports Network
Nov. 19	DePaul or South Carolina	Desert Diamond Arena	CBS Sports Network
Dec. 5	San Diego State	GCU Arena	ESPNU
Dec. 9	Liberty	Lynchburg, Va.	ESPNU
March 2	Stephen F. Austin	GCU Arena	ESPNU

» COACHING STAFF ROLES EXPAND

In another tweak to NCAA rules entering the 2023-24 academic year, the NCAA allowed the number of on-court coaches to increase from four to six.

Previously, staffs were capped at having one head coach and three assistant coaches do hands-on, on-court duties. Now, that is increased to one head coach and five assistant coaches.

The Lopes made some staff title changes to take advantage of the new rules. Jake Lindsey and Marc Rodgers are elevated to assistant coaching roles and will join fourth-year Lopes assistant coaches Jamall Walker, Ed Schilling and Casey Shaw.

LOPES STAFF MOVES

Staff Member	Previous Title	New Title
Jake Lindsey	Director of Player Personnel	Assistant Coach
Marc Rodgers	n/a	Assistant Coach
Peyton Prudhomme	Director of Basketball Operations	Chief of Staff

» SEEING DOUBLE

After **Caleb Shaw** announced his transfer from Northern Colorado, he was reunited on the Lopes' roster with his older brother **Isaiah Shaw**.

For only the second time in GCU's D-I era and the first time since 2018-19, the Lopes will have a brother duo playing on their roster.



ISAIAH SHAW



CALEB SHAW

In a fun note, due to back-to-back redshirt seasons for Isaiah while a member of the Lopes program, younger brother Caleb is listed as a sophomore while older brother Isaiah is a redshirt freshman. Additionally, their father Casey Shaw is a Lopes' assistant coach and uncle Bryce Drew is the Lopes' head coach.

BROTHER DUOS

Season	Older Brother	Younger Brother
2023-24	Isaiah Shaw	Caleb Shaw
2018-19	Michael Finke	Tim Finke
2017-18	(Assistant coach) T.J. Benson	Casey Benson

» TRANSFER PALOOZA

While the Lopes have to fill the shoes of a number of contributors to their 2023 WAC Tournament Championship run, they have a number of high-profile transfers to turn to this season.

TRANSFERS THIS OFFSEASON

Player	School(s)	Class
Sydney Curry	Louisville	Sr.
Lok Wur	Oregon	Sr.
Malcolm Flaggs	Arizona State	R-Fr.
Tyon Grant-Foster	DePaul	Gr.
Collin Moore	Georgia State	Jr.
Caleb Shaw	Northern Colorado	So.
Duke Brennan	Arizona State	So.

In addition to the new crop of transfers, the Lopes are still heavily relying upon transfers of the past including Preseason All-WAC selections Ray Harrison and Gabe McGlothlin.]

The seven transfers in one offseason matches the program's high, last set prior to the 2013-14 season when GCU opened D-I play with seven new transfers.

» MCGLOTHAN IN THE RECORD BOOKS

In his fifth season with the program and fourth playing, **Gabe McGlothan** is climbing GCU's Division I and all-time record books in key metrics.

His redshirt junior campaign in 2022-23 was his best yet, earning second-team All-WAC honors and helping lead GCU to the 2023 WAC Tournament Title with an all-tournament team performance.



McGLOTHAN

GCU CAREER POINTS (D-I ERA)

Rank	Player	Year(s)	Games	Points
1	Josh Braun	2014-18	122	1,714
2	Alessandro Lever	2017-21	122	1,629
3	DeWayne Russell	2014-17	85	1,249
4	Jovan Blacksher Jr.	2019-pres.	97	1,229
5	Oscar Frayer	2016-21	121	970
6	Carlos Johnson	2018-20	64	949
7	Gabe McGlothan	2020-pres.	93	906
8	Keonta Vernon	2015-18	99	838

GCU REBOUNDS (D-I ERA)

Rank	Player	Year(s)	Games	Rebounds
1	Keonta Vernon	2015-18	99	631
2	Gabe McGlothan	2020-pres.	93	626
3	Alessandro Lever	2017-21	122	603
4	Josh Braun	2014-18	122	565
5	Oscar Frayer	2016-21	121	515

» HARRISON PACKING PUNCH

Ray Harrison is made the most of his debut season for the Lopes in 2022-23 after transferring from Presbyterian. The guard set GCU's D-I record for points in a season with 640.

Harrison is the WAC's Preseason Player of the Year after leading the conference in scoring during WAC play last year. He was also the WAC Tournament's Most Outstanding Player and a first-team All-WAC selection.

In just one season of work in 2022-23, Harrison already ranks No. 11 on GCU's D-I career scoring leaderboard.



HARRISON

POINTS IN A D-I SEASON

Rank	Player	Year	Games	Points
1	Ray Harrison	2022-23	36	640
2	DeWayne Russell	2016-17	28	593
3	Josh Braun	2015-16	34	562
4	Killian Larson	2013-14	30	516
5	Jerome Garrison	2013-14	30	495

» BLACKSHER BUSTING RECORDS

Senior guard **Jovan Blacksher Jr.** has already made his mark on the program and continued his rise in 2021-22 with a first-team All-WAC selection. He was tabbed the WAC's Preseason Player of the Year entering 2022-23 before his year was cut short due to a knee injury.

Blacksher has piled up the honors in his Lopes career: 2020 WAC Freshman of the Year, 2021 WAC Tournament MVP, 2022 First Team-All-WAC, and the 2022 WAC Preseason Player of the Year.

He's also climbing GCU's Division I and all-time record books in key metrics.



BLACKSHER JR.

GCU 1,000-POINT CLUB (D-I ERA)

Player	Year(s)	Games	Points
Josh Braun	2014-18	122	1,714
Alessandro Lever	2017-21	122	1,629
DeWayne Russell	2014-17	85	1,249
Jovan Blacksher Jr.	2019-pres	97	1,229

GCU ALL-TIME CAREER SCORING

Rank	Player	Year(s)	Games	Points
1	Bayard Forrest	1972-76	122	2,195
2	Josh Braun	2014-18	122	1,714
3	Alessandro Lever	2017-21	122	1,629
4	Duane Gagnon	1965-69	96	1,490
5	Jim Irvine	1970-74	115	1,420
6	Doug Baker	1955-59	86	1,373
7	Chad Briscoe	1991-93	58	1,313
8	Kenny Archbold	1994-97	86	1,279
9	Jerome Garrison	2011-15	119	1,265
10	DeWayne Russell	2014-17	85	1,249
11	Ben Lindsey	1959-62	65	1,235
12	Jovan Blacksher Jr.	2019-pres	97	1,229
13	T.C. Dean	1956-59	64	1,210
14	Kevin Warren	1984-86	56	1,118
15	Melvin Rising	1952-56	88	1,117

GCU ALL-TIME ASSISTS

Rank	Player	Year(s)	Games	Assists
1	Craig Johnson	1987-89	72	455
2	DeWayne Russell	2014-18	85	423
3	Bayard Forrest	1972-76	122	421
4	Jovan Blacksher Jr.	2019-pres	97	393
5	Ryan Nelson	2004-06	52	387

GCU ALL-TIME CAREER STEALS

Rank	Player	Year(s)	Games	Steals
1	Jim Irvine	1970-74	115	210
2	Kenny Archbold	1994-97	86	198
3	David Everett	1971-76	107	192
4	Rodney Johns	1986-88	71	161
5	Jovan Blacksher Jr.	2019-pres	97	157
6	Chad Briscoe	1991-93	58	155
7	Ben Lindsey	1959-62	65	154
8	Touré Knighton	1997-01	102	152
9	Nate Stokes	1976-78	61	143
10	Rod Monteverde	1984-86	60	141

» IN THE NATIONAL CONVO

Andy Katz of NCAA.com must've enjoyed what he saw from the Lopes program when he served as the sideline reporter on truTV's coverage of GCU's NCAA Tournament game against Gonzaga last season.



In the national correspondent's series of top-10 rankings throughout the offseason, the Lopes appeared on three of Katz's lists for uniform design, student section rankings and underrated teams. Keep in mind there are 362 teams in Division I basketball.

TOP 10 UNIFORMS

Rank	Team
1	UCLA
2	North Carolina
3	Georgetown
4	Kansas
5	Kentucky
6	Duke
8	Arizona
9	Indiana
10	Hawaii
10	Grand Canyon

TOP 10 STUDENT SECTIONS

Rank	Team
1	Duke
2	Michigan State
3	Purdue
4	Kansas State
5	Kansas
6	Illinois
7	Auburn
8	UConn
9	Grand Canyon
10	San Diego State

TOP 10 UNDERRATED TEAMS

Rank	Team
1	Clemson
2	Pitt
3	Nebraska
4	Iowa State
5	West Virginia
6	New Mexico
7	Grand Canyon
8	Yale
9	Boston College
10	St. Bonaventure

» POINTS, POINTS, POINTS

GCU is in the favorable position of having three players that have over 1,000 career points, putting them on a short list of programs that can boast that fact.



HARRISON



McGLOTHAN



BLACKSHER JR.

Ray Harrison came to GCU with 891 points from Presbyterian and in short order added 640 points in a Lopes uniform to blast past the 1,000-point career mark.

Gabe McGlothlan transferred to GCU with 233 career points from SEMO in his back pocket and hit the 1,000-point mark for his career last season. He is closing in on 1,000 points for his GCU career alone.

Jovan Blacksher Jr. is the lone one to do all his scoring damage in a GCU uniform.

GCU'S 1,000-POINT SCORERS

Player	GCU Points	Career Points
Ray Harrison	655	1,546
Jovan Blacksher Jr.	1,229	1,229
Gabe McGlothlan	906	1,139

SCHOOLS WITH 3+ 1,000-POINT SCORERS

School	No.	School	No.
TCU	5	Missouri	3
St. John's (NY)	4	Nebraska	3
Alabama	3	Nevada	3
Creighton	3	North Carolina	3
Grand Canyon	3	St. Bonaventure	3
Illinois	3	Stanford	3
Kansas	3	Tennessee	3
Memphis	3	Vanderbilt	3
Mississippi St.	3	Washington	3

GRAND CANYON WINS FIRST NAIA TITLE
Led by future Phoenix Suns player Bayard Forrest, the school won its first NAIA national championship.

1975

GRAND CANYON WINS THIRD NAIA TITLE
Phoenix Suns legend and future head coach Paul Westphal led the Lopes to their third ever national championship.

1988

SCHOOL NEARLY SHUTTERS
Facing financial issues, Grand Canyon nearly closes its doors at Christmas break.

2003

CURRENT LEADERSHIP BROUGHT IN
Current GCU president Brian Mueller was hired and ushered in the current transformation of the school.

2008

GCU ACCEPTS WAC, D1 INVITATION
Grand Canyon accepts an invitation to join the Western Athletic Conference and begins the four-year transition process on July 1, 2013.

2012

ADVANCES TO FIRST MARCH MADNESS
Grand Canyon wins both the WAC regular season title as well as the WAC Tournament.

2021

1949 GRAND CANYON COLLEGE ESTABLISHED
The small school started in Prescott, Ariz., before moving to Phoenix a few years later.

1978 GRAND CANYON WINS SECOND NAIA TITLE
The Lopes went 30-3, as alumnus Ben Lindsey led the program to its second national championship in four years.

1991 GCU TRANSITIONS TO NCAA DIVISION II
The Lopes spent 22 seasons as an NCAA Division II school and makes six NCAA tournament appearances.

2004 SCHOOL FINANCIAL MODEL CHANGES
In an effort to revitalize the university and stabilize it for long-term success, GCU converted to a for-profit model.

2012-2013 BEST DIVISION II ATHLETICS PROGRAM
Grand Canyon claimed the Division II Learfield Director's Cup in back-to-back years, given to the highest-performing athletics program across all sports.

2017 GCU BECOMES POSTSEASON ELIGIBLE
Grand Canyon's four-year transition process is completed and the Lopes are eligible for postseason competition in 2017-18 school year.

2008

1,000
ON-CAMPUS
STUDENTS

12,000
ONLINE
STUDENTS

2023

25,800
ON-CAMPUS
STUDENTS

90,000+
ONLINE
STUDENTS

18

Number of programs that feature three or more 1,000-point scorers

10

Number of games played in Phoenix metro before calendar turns to 2024

640

Harrison's point total last season, GCU's D-I program record

STARTING LINEUPS

Date	Opponent	1	2	3	4	5
Nov. 6	SE Missouri State	Ray Harrison	Collin Moore	Tyon Grant-Foster	Gabe McGlothan	Duke Brennan
Nov. 12	Northern Arizona	Ray Harrison	Collin Moore	Tyon Grant-Foster	Gabe McGlothan	Duke Brennan

COMBINATIONS

1 combination used

Rank	Combination	Times used	GCU record	Last used
1	Harrison / Moore / Grant-Foster / McGlothan / Brennan	2	2-0	11/12 vs. NAU

STARTING STREAKS & TOTALS

#	Player	Streak	2023-24	Career	GCU career	WAC play
0	Ray Harrison	89	2	89	37	18
1	Derrick Michael Xzaviero	--	--	--	--	--
2	Sydney Curry	--	--	37	--	--
5	Lok Wür	--	--	3	--	--
6	Malcolm Flaggs	--	--	--	--	--
7	Tyon Grant-Foster	3	2	3	2	--
8	Collin Moore	4	2	15	2	--
10	Jovan Blacksher Jr.	--	--	97	97	49
11	Caleb Shaw	--	--	1	--	--
13	Marquese Josephs	--	--	--	--	--
21	Noah Amenhauser	--	--	--	--	--
22	Josh Baker	--	--	28	16	7
24	Duke Brennan	2	2	3	2	--
30	Gabe McGlothan	68	2	79	68	35
33	Isaiah Shaw	--	--	--	--	--

LOPES RANKED

TEAM STATS IN THE TOP 50

Category	Stat	GCU rank
Bench points per game	35.5	41st
Blocks per game	5.5	45th
Effective FG%	58.5	49th
Field goal percentage	53.0	32nd
Free throw attempts per game	27.5	34th
Free throws made per game	20.0	31st
Rebound margin	+16.5	19th
Defensive rebounds per game	32.0	34th
Rebounds per game	44.5	41st
Scoring defense	61.0	48th
Scoring margin	27.5	36th
Winning percentage	1.000	t-1st

PLAYER STATS IN THE TOP 100

Category	Player	Stat	Rank
Double-doubles	Duke Brennan	1	t-38th
Field goal percentage	Sydney Curry	78.6	10th
Free throw percentage	Collin Moore	100.0	t-1st
Points per game	Tyon Grant-Foster	20.5	61st
Off. rebounds per game	Gabe McGlothan	3.5	74th
Rebounds per game	Gabe McGlothan	9.5	62nd
Steals	Collin Moore	7	75th
Steals per game	Collin Moore	3.5	13th
Steals per game	Tyon Grant-Foster	2.5	80th
3-point percentage	Isaiah Shaw	55.6	60th

QUICKEST / SLOWEST

Points	GCU quickest to...	Opponent slowest to...
First	19:52, 1st 11/6 vs. SEMO	19:35, 1st 11/6 vs. SEMO
10	17:26, 1st 11/6 vs. SEMO	13:24, 1st 11/6 vs. SEMO
20	11:52, 1st 11/6 vs. SEMO	3:59, 1st 11/6 vs. SEMO
30	7:48, 1st 11/6 vs. SEMO	18:06, 2nd 11/12 vs. NAU
40	4:21, 1st 11/6 vs. SEMO	11:04, 2nd 11/12 vs. NAU
50	1:29, 1st 11/6 vs. SEMO	4:38, 2nd 11/6 vs. SEMO
60	16:26, 2nd 11/6 vs. SEMO	Did not reach: NAU
70	8:14, 2nd 11/12 vs. NAU	--
80	3:54, 2nd 11/12 vs. NAU	--
90	--	--
100	--	--
110	--	--

NONCON TRACKER

Opponent	Date/Result	Record	NET
Southeast Missouri State	W 88-67	0-2	
Northern Arizona	W 89-55	0-2	
San Francisco	Nov. 17	2-1	
DePaul/South Carolina	Nov. 19	1-2 / 3-0	
North Dakota State	Nov. 25	2-2	
San Diego State	Dec. 5	2-1	
Liberty	Dec. 9	2-0	
Portland	Dec. 16	3-0	
Sam Houston	Dec. 20	1-2	
Louisiana Tech	Dec. 30	1-1	

QUOTED

"The Lopes look dangerous. New roles must be filled after the loss of players who helped them rank in the top-40 nationally in field-goal percentage defense (.409) and 13th in 3-point shooting (.383). After a productive preseason trip to the Bahamas, all signs point to another NCAA Tournament appearance for GCU."

- Joshua Parrott, Blue Ribbon Yearbook

"Grand Canyon, which returns Rayshon Harrison (17.8 PPG), is the team to beat in the WAC."

- Myron Medcalf, ESPN

"Five mid-majors worthy of your close attention in 2023-24. For a second consecutive season, the Lopes will be powered by Rayshon Harrison and Gabe McGlothlin. Harrison averaged 18 points and specialized at getting to the free throw line after transferring in last season from Presbyterian. McGlothlin converts 2s at a high rate because fully 72% of his attempts inside the arc come at the rim."

- John Gasaway, ESPN

NET TRACKER

LOPES BY WEEK

Date	NET
Dec. 4	
Dec. 11	
Dec. 18	
Dec. 25	
Jan. 1	
Jan. 8	
Jan. 15	
Jan. 22	
Jan. 29	
Feb. 5	
Feb. 12	
Feb. 19	
Feb. 26	
March 4	
March 11	

NOTE IT: GCU's final 2022-23 NET was 106.

OPPONENTS IN TOP 150

Previously played	NET then	NET now
--	--	--

AP TOP 25

Released Nov. 12, 2023

Rank	Team
1	Kansas (51)
2	Purdue (7)
3	Arizona (3)
4	Marquette
5	UConn (1)
6	Houston
7	Tennessee
8	Creighton
9	Duke
10	Florida Atlantic
11	Gonzaga
12	Miami (FL)
13	Texas A&M
14	Arkansas
15	Baylor
16	Southern California
17	Kentucky
18	Michigan State
19	Texas
20	North Carolina
21	Villanova
22	Alabama
23	Illinois
24	James Madison
25	Colorado

OTHERS RECEIVING VOTES: Memphis 53, Virginia 49, St. John's 47, UCLA 36, TCU 34, **San Diego State 33**, BYU 32, Saint Mary's 20, Mississippi State 19, Iowa State 10, Wisconsin 6, Auburn 5, Michigan 2, Weber State 2, Drake 1, Boise State 1, Clemson 1.

MID-MAJOR TOP 25

Released Nov. 13, 2023

Rank	Team
1	Gonzaga (29)
2	Akron
3	James Madison (2)
4	Liberty
5	Drake
6	UNC Wilmington
7	Saint Mary's
8	Grand Canyon
9	Weber State
10	Yale
11	Furman
12	Northern Iowa
13	Bradley
14	Kent State
15	Toledo
16	South Dakota State
17	Eastern Kentucky
18	Princeton
19	UC Santa Barbara
20	Loyola Marymount
21	Charleston
22	Colgate
23	UNC Greensboro
24	San Francisco
25	Middle Tennessee

OTHERS RECEIVING VOTES: Wright State 68, McNeese State 64, Appalachian State 59, Vermont 57, Cornell 56, Santa Clara 54, UC Irvine 48, Western Carolina 44, Ohio 38, UNC Asheville 36, Purdue Fort Wayne 33, Portland State 31, Milwaukee 26, Portland 25, **Stephen F. Austin 25**, Cleveland State 22, Long Beach State 22, Presbyterian 21, Chattanooga 18, UMass-Lowell 17, Hofstra 13, Indiana State 12, Delaware 11, Southern Miss 10, Drexel 9, Iona 9, Morehead State 7, Nicholls 7, Penn 6, **Utah Valley 4**, Ball State 3, Northern Illinois 3, Rider 3, Belmont 2, Bowling Green 2, Harvard 2, Holy Cross 1, Quinnipiac 1, **Seattle U 1**.

LOPES BY MONTH

Month	Record	PPG	Opp. PPG	Margin	FG%	Opp. FG%	3P%	Opp. 3P%	RPG	APG
November	2-0	88.5	61.0	+ 27.5	53.0%	39.2%	34.2%	41.0%	44.5	10.5
December										
January										
February										
March										

SPECIALTY STATS

Date	Opponent	PAINT		OFF TURNOVER		2ND CHANCE		FAST BREAK		BENCH	
		GCU	Opp.	GCU	Opp.	GCU	Opp.	GCU	Opp.	GCU	Opp.
11/6	SE Missouri State	46	26	24	15	17	10	18	10	30	36
11/12	Northern Arizona	48	28	22	10	11	4	11	7	41	14
When GCU leads category...		2-0		2-0		2-0		2-0		1-0	

RECORD BY GAME TIME

Time	When GCU leads	When opponent leads	When tied
10:00, 1st half	2-0		
Halftime	2-0		
10:00	2-0		
5:00	2-0		
2:00	2-0		
1:00	2-0		

HALF SPLITS

GCU	Most points	Fewest points
1st Half	54, 11/6 vs. SEMO	54, 11/6 vs. SEMO
2nd Half	48, 11/12 vs. NAU	48, 11/12 vs. NAU
Overtime		

OPPONENTS	Most points	Fewest points
1st Half	37, 11/6 vs. SEMO	37, 11/6 vs. SEMO
2nd Half	34, 11/6 vs. SEMO	34, 11/6 vs. SEMO
Overtime		

HALFTIME MARGIN

Biggest lead	24 points, 11/6 vs. SEMO
Biggest deficit	

OPENING TIP

Result	Record
GCU controls	1-0
Opponent controls	1-0

FIRST OFF BENCH

Player	Times
Sydney Curry	2
Lok Wur	2
Isaiah Shaw	2

DOUBLE-DOUBLES

Player	S/C	Date/opp.	Stat line
1 Duke Brennan	1/1	11/6 vs. SEMO	12p / 10r



AROUND THE WAC

WAC PLAYERS OF THE WEEK

	PLAYER	FRESHMAN
Nov. 13	DaJuan Gordon, UTA	Dominique Daniels, CBU
Nov. 20		
Nov. 27		
Dec. 4		
Dec. 11		
Dec. 18		
Dec. 26		
Jan. 2		
Jan. 8		
Jan. 15		
Jan. 22		
Jan. 29		
Feb. 5		
Feb. 12		
Feb. 19		
Feb. 26		
March 4		
March 11		

PRESEASON ALL-WAC

All-WAC Team

Ray Harrison (POY)	G	Grand Canyon
Gabe McGlothan	F	Grand Canyon
Cameron Tyson	G	Seattle U
Sadaidriene Hall	F	Stephen F. Austin
Drake Allen	G	Utah Valley

PAST CHAMPIONS

Year	Regular Season	Tournament
2022-23	Utah Valley	GCU
2021-22	NMSU, SFA, Seattle U	New Mexico State
2020-21	GCU, Utah Valley	GCU
2019-20	New Mexico State	none (COVID-19)
2018-19	New Mexico State	New Mexico State
2017-18	New Mexico State	New Mexico State
2016-17	CSU Bakersfield	*New Mexico State
2015-16	New Mexico State	*CSU Bakersfield
2014-15	New Mexico State	*New Mexico State
2013-14	Utah Valley	*New Mexico State

* GCU not eligible for tournament participation

CONFERENCE STANDINGS

	SCHOOL	WAC PTS	NET	W-L	PCT	W-L	PCT	H	A	N	STRK
t-1	Grand Canyon	0.000	--	2-0	1.000	0-0	.000	2-0	0-0	0-0	W2
	California Baptist	0.000	--	2-0	1.000	0-0	.000	2-0	0-0	0-0	W2
	Seattle U	0.000	--	2-0	1.000	0-0	.000	2-0	0-0	0-0	W2
	UT Arlington	0.000	--	2-0	1.000	0-0	.000	2-0	0-0	0-0	W2
	Utah Valley	0.000	--	2-0	1.000	0-0	.000	1-0	1-0	0-0	W2
6	Stephen F. Austin	0.000	--	2-1	.667	0-0	.000	1-0	1-1	0-0	W1
t-7	Utah Tech	0.000	--	1-1	.500	0-0	.000	0-0	1-1	0-0	W1
	Tarleton State	0.000	--	2-2	.500	0-0	.000	1-0	1-2	0-0	L1
t-9	Abilene Christian	0.000	--	1-2	.333	0-0	.000	0-1	1-1	0-0	L2
	Southern Utah	0.000	--	1-2	.333	0-0	.000	1-0	0-2	0-0	L1
	UTRGV	0.000	--	1-2	.333	0-0	.000	1-0	0-1	0-0	L2

CONFERENCE LEADERBOARDS

INDIVIDUAL STATS

SCORING	G	FG	3PT	FT	PTS	AVG
1. Daniels Jr., Dominique - CBU	2	15	11	6	47	23.50
2. Elliott, Elijah - UTRGV	3	24	4	11	63	21.00
3. Grant-Foster, Tyon - GCU	2	13	3	12	41	20.50
4. Gordon, DaJuan - UTA	2	13	5	7	38	19.00
Elliott, David - UTTECH	2	13	5	7	38	19.00
6. Tyson, Cameron - SU	2	10	5	8	33	16.50
Demings, Aric - UTTECH	2	11	4	7	33	16.50
8. Johnson, Prophet - SUU	3	17	1	14	49	16.33
Christensen, Tanner - UTTECH	2	15	1	1	32	16.00
10. Ford, Dominique - SUU	3	17	9	4	47	15.67

FIELD GOAL PERCENTAGE	G	FGM	FGA	FG%
1. Curry, Sydney - GCU	2	11	14	.786
2. Chatfield, Brandon - SU	2	10	13	.769
3. Hall, Sadaidriene - SFA	3	18	26	.692
4. Freeman, Ahren - UTRGV	3	17	26	.654
5. Grant-Foster, Tyon - GCU	2	13	21	.619
6. Allen, Drake - UVU	2	11	18	.611
7. Fallah, Parsa - SUU	3	15	25	.600
8. Christensen, Tanner - UTTECH	2	15	26	.577
9. Elliott, David - UTTECH	2	13	23	.565
10. Johnson, Prophet - SUU	3	17	33	.515

REBOUNDING	G	DEF	OFF	TOT	AVG
1. Goodrick, Hunter - CBU	2	6	19	25	12.50
Gordon, DaJuan - UTA	2	6	19	25	12.50
3. Wilson, Shemar - UTA	2	12	12	24	12.00
4. McGlothan, Gabe - GCU	2	7	12	19	9.50
5. McClanahan, Jaden - UVU	2	3	15	18	9.00
6. Koroma, Dwayne - UTA	2	7	9	16	8.00
Christensen, Tanner - UTTECH	2	7	9	16	8.00
8. Tyson, Cameron - SU	2	4	11	15	7.50
Dorius, Trevin - UVU	2	7	8	15	7.50
10. Ouedraogo, Yvan - CBU	2	5	9	14	7.00

ASSISTS	G	ASSISTS	AVG
1. Abdul-Hakim, Hasan - UTRGV	3	22	7.33
2. Schumacher, Alex - SU	2	13	6.50
McClanahan, Jaden - UVU	2	13	6.50
4. Williams, Makaih - UTA	2	11	5.50
5. Talbot, Brandyn - UTA	2	10	5.00
6. Cajuste, AJ - SFA	3	13	4.33
7. Harrison, Ray - GCU	2	7	3.50
8. Williams, Daylen - UTRGV	3	10	3.33
Elliott, Elijah - UTRGV	3	10	3.33
10. Ford, Dominique - SUU	3	9	3.00

TEAM STATS

SCORING OFFENSE	G	W-L	PTS	AVG
1. Grand Canyon	2	2-0	177	88.50
2. Southern Utah	3	1-2	264	88.00
3. UT Arlington	2	2-0	170	85.00
4. SFA	3	2-1	254	84.67
5. UTRGV	3	1-2	244	81.33
6. Utah Valley	2	2-0	160	80.00
7. California Baptist	2	2-0	154	77.00
8. Utah Tech	2	1-1	150	75.00
9. Tarleton St.	4	2-2	288	72.00
10. Seattle U	2	2-0	142	71.00
11. Abilene Christian	3	1-2	202	67.33

SCORING DEFENSE	G	PTS ALLOWED	AVG
1. Grand Canyon	2	122	61.00
2. California Baptist	2	123	61.50
3. Seattle U	2	128	64.00
4. UT Arlington	2	135	67.50
5. SFA	3	205	68.33
6. Tarleton St.	4	283	70.75
7. Utah Valley	2	146	73.00
8. Abilene Christian	3	222	74.00
9. Utah Tech	2	156	78.00
10. Southern Utah	3	239	79.67
11. UTRGV	3	247	82.33

TEAM SUMMARIES	G	PF-PA	AVG SCORE	MARGIN	FG-FGA	FG%	3P-3PA	3P%	FT-FTA	FT%	REB F	REB A	MARGIN
Abilene Christian	3	202-222	67.3-74.0	-6.67	69-174	.397	15-54	.278	49-67	.731	106	109	-1.00
California Baptist	2	154-123	77.0-61.5	+15.50	49-112	.438	19-52	.365	37-58	.638	83	62	+10.50
Grand Canyon	2	177-122	88.5-61.0	+27.50	62-117	.530	13-38	.342	40-55	.727	89	56	+16.50
SFA	3	254-205	84.7-68.3	+16.33	98-180	.544	21-55	.382	37-49	.755	109	96	+4.33
Seattle U	2	142-128	71.0-64.0	+7.00	48-107	.449	8-36	.222	38-50	.760	77	66	+5.50
Southern Utah	3	264-239	88.0-79.7	+8.33	95-199	.477	25-71	.352	49-70	.700	117	103	+4.67
Tarleton St.	4	288-283	72.0-70.8	+1.25	101-226	.447	18-60	.300	68-88	.773	147	118	+7.25
UT Arlington	2	170-135	85.0-67.5	+17.50	58-139	.417	26-69	.377	28-38	.737	103	67	+18.00
UTRGV	3	244-247	81.3-82.3	-1.00	96-216	.444	15-72	.208	37-60	.617	119	118	+0.33
Utah Tech	2	150-156	75.0-78.0	-3.00	55-132	.417	14-39	.359	26-39	.667	71	78	-3.50
Utah Valley	2	160-146	80.0-73.0	+7.00	57-120	.475	10-44	.227	36-58	.621	86	70	+8.00



BRYCE DREW
4TH SEASON AT GCU

Year	School	Record	Postseason
2011-12	Valparaiso	22-12	NIT (1st Rd.)
2012-13	Valparaiso	26-8	NCAA (2nd Rd.)
2013-14	Valparaiso	18-16	CIT (1st Rd.)
2014-15	Valparaiso	28-6	NCAA (2nd Rd.)
2015-16	Valparaiso	30-7	NIT (Runner-up)
5 years		124-49 (.717)	
2016-17	Vanderbilt	19-16	NCAA (1st Rd.)
2017-18	Vanderbilt	12-20	--
2018-19	Vanderbilt	9-23	--
3 years		40-59 (.404)	
2020-21	Grand Canyon	17-7	NCAA (1st Rd.)
2021-22	Grand Canyon	23-8	--
2022-23	Grand Canyon	24-12	NCAA (1st Rd.)
2023-24	Grand Canyon	2-0	--
4th year		66-27 (.710)	
12th season		230-135 (.630)	

Bryce Drew is in his fourth season as Grand Canyon's men's basketball head coach in 2023-24 after being named the 14th head coach in program history prior to the 2020-21 campaign.

Drew has taken all three programs he's been the head coach of to the NCAA Tournament, including two visits with his Lopes teams in three seasons leading the program.

Drew wasted no time getting acclimated to GCU, leading the Lopes to their first appearance in the D-I NCAA tournament in his inaugural season. GCU won its first WAC regular-season title and its first WAC tournament title, advancing to March Madness for a date with No. 2 seeded Iowa. The Lopes went 17-7 overall and 9-3 in conference play amid a season plagued by the coronavirus pandemic. In a span of 12 months, Drew recruited new players (including WAC Newcomer of the Year Asbjørn Midtgaard), established a new culture and program identity and won a pair of WAC titles, all while facing various levels of practice restrictions and testing requirements due to COVID-19. On the regular season's final day, GCU defeated Utah Valley to win its first regular-season title and claim the top seed in the conference's tournament. GCU had a dominant run in the 2021 WAC tournament, defeating Seattle U and New Mexico State by a combined 52 points.

The Lopes were dancing again two years later. As the conference's No. 5 seed in the 2023 WAC Tournament, GCU made a tear through the bracket by winning four games in four days to return to March Madness. After tight wins over UT Arlington, Seattle U and Sam Houston, the Lopes defeated Southern Utah by 18 in the championship game to become the conference's lowest-seeded team to win the tournament since 2001. As a No. 14 seed, GCU was paired up against Gonzaga in Denver. The Lopes held leads as large as seven points and continued to lead under the two minute mark of the first half but fell by 12 to the Bulldogs.

GCU's best season in the NET rankings came in Drew's second season and, quizzically, his only year not to reach the NCAA Tournament. Drew and his staff were charged with replacing GCU's two leading scorers heading into 2022-23. Behind the development of Jovan Blacksher Jr. and the addition of Holland Woods II, the Lopes posted a 92 NET with a 23-8 mark. GCU's best win by metrics in its D-I program history came on Dec. 18 in the Colangelo Classic as GCU topped previously undefeated San Francisco.

Prior to GCU, Drew has had successful head coaching stops at his alma mater, Valparaiso, and at Vanderbilt, where he qualified for his third NCAA tournament visit as a head coach in 2017. Drew came to GCU with a career coaching record of 164-108 (.603), including a program-record season of 30 wins in his final year at Valparaiso.

Drew averaged 25 wins per season at Valparaiso and won the Horizon League regular-season championship four times during his five-year tenure. He led the Crusaders to their first NCAA tournament berth in nine years.

Drew moved to Vanderbilt to take on the SEC challenge in 2016 and coached his first Commodores team to five wins against top-25 teams and an NCAA Tournament berth. He came to the Phoenix area to land his first Vanderbilt recruit, Saben Lee, who starred in the 2019-20 season with 18.6 points and 4.2 assists per game.

In 2017, Drew assembled the greatest recruiting class in Vanderbilt history when he signed two five-star prospects. One of those players, Darius Garland, played only five games that season but was still drafted fifth overall by the Cleveland Cavaliers in the 2019 NBA Draft.

In 2019-20, Drew worked as an ESPN studio and game analyst, visited college and pro coaches and spent time with his wife, Tara, and son, Bryson.

Drew played six NBA seasons after being drafted 16th overall by the Houston Rockets in 1998, where he started 41 games in 2000-01. In 1999, the NBA awarded him with the Henry P. Iba Citizen Athlete Award for sportsmanship.

The 6-foot-3 point guard, who also played for the Chicago Bulls and New Orleans Hornets, was known for his perimeter shot (37% 3-point shooting) but he is most famous for "The Shot" he made in the 1998 NCAA tournament to lead the No. 13 seeded Valparaiso Crusaders over No. 4 seeded Ole Miss.

Drew comes from a basketball family and played for his dad Homer at Valparaiso. His brother Scott began his coaching career at Valparaiso in 2002 and has since turned the Baylor basketball program around with a 379-222 record in 18 seasons and a 2021 national championship. Drew's sister Dana was a Mid-American Conference Player of the Year at Toledo.

Drew and his wife, Tara, have one child: Bryson.

MILESTONE VICTORIES

OVERALL CAREER

1.....	11/11/11.....	at Georgia Southern.....	W 90-81
50.....	11/10/13.....	vs. North Park.....	W 113-50
100.....	11/24/15.....	at Oregon State.....	W 63-57
150.....	1/20/18.....	vs. LSU.....	W 77-71
200.....	2/23/22.....	at Chicago State.....	W 85-64

GCU CAREER

1.....	11/25/20.....	vs. Grambling State.....	W 69-53
50.....	12/29/22.....	vs. California Baptist.....	W 73-59

OTHER NOTABLES

1st home win.....	11/14/11.....	vs. Holy Cross (Ind.).....	W 88-38
1st road win.....	11/11/11.....	at Georgia Southern.....	W 90-81
1st postseason win.....	3/15/16.....	vs. Texas Southern.....	W 84-73
1st Horizon League win.....	12/3/11.....	at Butler.....	W 77-71
1st SEC win.....	12/29/16.....	at LSU.....	W 96-89
1st WAC win.....	1/8/20.....	at Tarleton.....	W 75-72

ASSISTANT COACHES



JAMALL WALKER

Assistant coach, 4th season

- » 18th season as D-I assistant coach.
- » Spent eight seasons at Illinois under coaches John Groce and Brad Underwood and serving as interim during transition.
- » Played four seasons at Saint Louis (1995-99).



ED SCHILLING

Assistant coach, 4th season

- » 20th season as D-I coach.
- » Prior to GCU, was an assistant at Indiana (2017-19) and UCLA (2013-17).
- » Was Wright State's head coach for six years.
- » Spent one year as New Jersey Nets assistant.



CASEY SHAW

Assistant coach, 4th season

- » Spent three seasons alongside Drew at Vanderbilt (2016-19).
- » Second-round selection in 1998 NBA Draft by Philadelphia, spending time with the organization before 13-year overseas career.



MARC RODGERS

Assistant coach, 1st season

- » Spent last two seasons on Wyoming staff, including helping lead the Cowboys to an NCAA Tournament at-large bid and a 25-9 season in 2021-22.
- » Also was on staff for two stints at Long Beach.
- » Played at Central Washington from 2013-18.



JAKE LINDSEY

Assistant coach, 2nd season

- » Second year on GCU staff, first as assistant coach.
- » Joined the program after working in the scouting department for the Utah Jazz for three seasons.
- » Played at Baylor from 2015-19 under Scott Drew, making three NCAA Tournament trips.



TOP FIVE CROWDS

7,521	Jan. 11, 2018	New Mexico State
7,502	Feb. 25, 2017	Kansas City
7,499	Jan. 15, 2022	Tarleton (ESPNU)
7,498	Nov. 8, 2019	Illinois
7,497	Mar. 2, 2019	CSU Bakersfield

TOP STUDENT SECTIONS PER ANDY KATZ OF NCAA.COM, OCT. 2023

1		6	
2		7	
3		8	
4		9	
5		10	



The Havocs are some of the most dedicated and rowdy fans in all of collegiate sports. Often 3,500 students strong, they turn GCU athletic venues into some of the rowdiest environments in all of college sports.

Known for their constant energy, support and pride, the Havocs support and encourage GCU athletic teams, promote school spirit and build Lope pride.

Tabbed as the "Biggest Party in College Basketball," the Havocs bring the noise and excitement every game with different cheers and chants to give every team a competitive advantage when playing at home. In 2018, GCU Arena was ranked 22nd in the country for best college basketball atmospheres, and was quoted as "easily one of the rowdiest fan bases in the entire country."

Capacity **7,000**
Record **160-40 (.800)**
Opened **2011**



Grand Canyon University Arena is Phoenix's premier mid-sized indoor venue and serves as the primary home of Lopes men's and women's basketball and men's and women's volleyball teams as well as a wide assortment of university-sponsored and outside events.

The arena has provided the Lopes a definitive home-court advantage since opening its doors before the 2011-12 basketball season. With a seating capacity of 7,000 and a prime location on campus, the venue is regularly packed to the rafters with students and fans, providing an electric atmosphere ripe for success. Since its opening, the men's basketball team has been dominant in the arena, posting an overall record of 160-40 (.800), including six seasons of at least 15 wins.

GCU Arena hit new levels in 2018-19. With an average crowd of

7,170 fans, GCU Arena was the fullest venue in college basketball with a percent capacity of 102.42%.

Home attendance has tripled since the arrival of the arena, with a per-game average of over 7,100 fans coming through the doors in 2018-19. While crowds of over 7,000 used to represent milestones, it has become a common occurrence at GCU Arena. All but two nonconference games were filled above the arena's 7,000-seat capacity in the 2018-19 season.

The facility originally broke ground in the summer of 2010 and was completed before the start of the following basketball season. It is owned and operated by the university.



The Havocs mission is to be the most spirited, energetic and disruptive student section in the country. Havocs strive to create the most unique game day experience in college basketball and a sense of camaraderie for all students.

The Havocs cheer at more than just home events, sending droves of students to rival New Mexico State and to the WAC Tournament in Las Vegas. The support has garnered national attention over the past five years including being featured on ESPN's Scott Van Pelt's SportsCenter show.



WHAT THEY'RE SAYING

"In college basketball, in my 40-plus years, this was the toughest crowd I've ever faced. Awesome ... you've got something special here. Really special."

- **Rick Pitino, Hall of Fame coach**

"GCU created college basketball's rowdiest secret with stunning quickness ... home to possibly the best student section in college basketball. Duke has the Cameron Crazies. Kansas has the Phog. GCU has the Havocs."

- **Andrew Joseph, USA Today**

"This is not a college basketball game. It's a Miami nightclub in the desert."

- **Myron Medcalf, ESPN.com**

"The Havocs are the biggest party in college basketball." - **SB Nation**

» A FAMILY COACHING TRADITION

Basketball is ingrained in the family tree of Bryce Drew. Between Bryce, his brother, Scott, and their father, Homer, the trio is a part of the second-winningest family coaching tree in college basketball history.

ALL-TIME NCAA VICTORIES BY FAMILY

Rank	Family	Wins
1	Iba	1,632
2	Drew	1,314
3	Sutton	1,173
4	Bartow	1,023
5	Knight	982
6	Meyer	950
7	Thompson	942
8	Pitino	907
9	Bennett	900
10	Van Brea Kolff	674

Homer was a head coach for 34 seasons including 22 at Valparaiso. He won 640 games and is a member of the College Basketball Hall of Fame.

Scott was an assistant under Homer at Valpo before taking the reins at Baylor in 2003. He is one of the top-20 longest tenured head coaches in D-I men's basketball, leading the Bears to the 2021 National Championship in what some characterized as one of the greatest rebuilds in sports history. Scott has 444 wins.

Bryce played under both Homer (head coach) and Scott (assistant coach) at Valpo before taking over the program in 2011 and accumulating 124 wins in five seasons. Add 40 more at Vanderbilt plus his time at GCU and Bryce has 230 as a head coach.

FATHER/SON D-I COACHES

Current Coach	School	Father	Current Coach	School	Father
Brian Barone	SIU Edwardsville	Tony	Kevin Kruger	UNLV	Lon
Tony Bennett	Virginia	Dick	Dan Monson	Long Beach State	Don
Jeff Capel III	Pitt	Jeff II	Eric Musselman	Arkansas	Bill
Bryce Drew	Grand Canyon	Homer	Ryan Odom	VCU	Dave
Scott Drew	Baylor	Homer	Richard Pitino	New Mexico	Rick
Brian Dutcher	San Diego State	Jim	Kevin Willard	Maryland	Ralph



» NBA EXPERIENCE

Drew played six NBA seasons after being drafted 16th overall by the Houston Rockets in 1998, where he started 41 games in 2000-01. In 1999, the NBA awarded him with the Henry P. Iba Citizen Athlete Award for sportsmanship.

The 6-foot-3 point guard, who also played for the Chicago Bulls and New Orleans Hornets, was known for his perimeter shot (37% 3-point shooting).

He is one of 22 active Division I head coaches to play in the NBA.

D-I COACHES WITH NBA EXPERIENCE

Coach	School	Coach	School
Steve Alford	Nevada	Mark Madsen	California
Speedy Claxton	Hofstra	Kenny Payne	Louisville
Hubert Davis	North Carolina	Lorenzo Romar	Pepperdine
Johnny Dawkins	Central Florida	Jerry Stackhouse	Vanderbilt
Bryce Drew	Grand Canyon	Larry Stewart	Coppin State
Kim English	Providence	Rod Strickland	Long Island
Penny Hardaway	Memphis	Damon Stoudamire	Georgia Tech
Steven Henson	UTSA	Reggie Theus	Bethune-Cookman
Fred Hoiberg	Nebraska	Darrell Walker	Little Rock
Juwan Howard	Michigan	Mo Williams	Jackson State
Bobby Hurley	Arizona State	Mike Woodson	Indiana



» POWER 5 PEDIGREE

Not only did GCU hire Bryce Drew who came with his own Power 5 experience, Drew in turn assembled an assistant coaching staff that all come with Power 5 experience. In fact, all three assistant's most recent college jobs were at the P5 level.



ASSISTANT COACH POWER 5 RESUMES

Coach	Power 5 Stops
Jamall Walker	Illinois (2012-20)
Ed Schilling	UCLA (2013-17), Indiana (2017-19)
Casey Shaw	Vanderbilt (2016-19)

RECORD WHEN
GAME TYPE

	2023-24	UNDER DREW	D1 ERA
Home	2-0	41-9	131-38
Road	--	16-11	49-57
Neutral site	--	9-7	22-18
Overtime games	--	2-0	6-4

AT THE HALF

	2023-24	UNDER DREW	D1 ERA
Leading	2-0	51-8	163-31
Trailing	--	12-17	32-80
Tied	--	4-2	10-5

WHEN SCORING

	2023-24	UNDER DREW	D1 ERA
Less than 60 points	--	4-8	6-36
60-69 points	--	10-11	35-43
70-79 points	--	19-7	70-28
80-89 points	2-0	23-0	64-7
90-99 points	--	6-0	21-0
100+ points	--	4-0	6-1

SCORING MARGIN

	2023-24	UNDER DREW	D1 ERA
1-5 points	--	18-14	52-45
6-9 points	--	7-2	28-18
10-15 points	--	16-6	51-27
16+ points	2-0	27-3	72-20

REBOUNDING

	2023-24	UNDER DREW	D1 ERA
Less than 20 rebounds	--	0-1	2-3
20-24 rebounds	--	0-0	2-13
25-29 rebounds	--	4-3	19-25
30-34 rebounds	--	13-5	48-32
35-39 rebounds	--	17-9	56-27
40-49 rebounds	2-0	25-3	62-10
50+ rebounds	--	9-2	15-2

SHOOTING PERCENTAGE

	2023-24	UNDER DREW	D1 ERA
GCU shoots better than opponent	2-0	58-7	167-23
GCU shoots worse than opponent	--	6-19	32-88
Same shooting percentage	--	0-0	1-0
GCU shoots 50%+	2-0	30-1	75-8
GCU shoots 45-49.9%	--	21-4	60-16
GCU shoots 40-44.9%	--	11-8	47-37
GCU shoots under 40%	--	4-14	20-55

TURNOVERS

	2023-24	UNDER DREW	D1 ERA
GCU has fewer than opponent	1-0	25-5	106-34
GCU has more than opponent	--	28-13	71-62
Same number of turnovers	1-0	9-7	20-18

FOULS

	2023-24	UNDER DREW	D1 ERA
GCU has fewer than opponent	1-0	38-6	141-38
GCU has more than opponent	--	25-18	46-67
Same number of fouls	1-0	3-2	16-10

MISCELLANEOUS

	2023-24	UNDER DREW	D1 ERA
Record coming off a win	1-0	46-20	130-69
Record coming off a loss	--	17-7	68-40
vs. AP Top 25	--	0-3	0-9

SUPERLATIVES
GCU HIGHS

Points	89	11/12 vs. Northern Arizona
Field goals made	31	2x, last: 11/12 vs. Northern Arizona
Field goal attempts	62	11/6 vs. Southeast Missouri State
Field goal percentage	56.4%	11/12 vs. Northern Arizona
3-pointers made	7	11/6 vs. Southeast Missouri State
3-pointers attempted	21	11/6 vs. Southeast Missouri State
Free throws made	21	11/12 vs. Northern Arizona
Free throws attempted	28	11/12 vs. Northern Arizona
Free throw percentage	75.0%	11/12 vs. Northern Arizona
Rebounds	48	11/6 vs. Southeast Missouri State
Assists	11	11/6 vs. Southeast Missouri State
Steals	10	11/12 vs. Northern Arizona
Blocked shots	6	11/6 vs. Southeast Missouri State
Turnovers	17	11/6 vs. Southeast Missouri State
Fouls	19	11/6 vs. Southeast Missouri State

GCU LOWS

Points	88	11/6 vs. Southeast Missouri State
Field goals made	31	2x, last: 11/12 vs. Northern Arizona
Field goal attempts	55	11/12 vs. Northern Arizona
Field goal percentage	50.0%	11/6 vs. Southeast Missouri State
3-pointers made	6	11/12 vs. Northern Arizona
3-pointers attempted	17	11/12 vs. Northern Arizona
Free throws made	19	11/6 vs. Southeast Missouri State
Free throws attempted	27	11/6 vs. Southeast Missouri State
Free throw percentage	70.4%	11/6 vs. Southeast Missouri State
Rebounds	41	11/12 vs. Northern Arizona
Assists	10	11/12 vs. Northern Arizona
Steals	9	11/6 vs. Southeast Missouri State
Blocked shots	5	11/12 vs. Northern Arizona
Turnovers	13	11/12 vs. Northern Arizona
Fouls	15	11/12 vs. Northern Arizona

OPPONENT HIGHS

Points	55	11/12 vs. Northern Arizona
Field goals made	22	11/12 vs. Northern Arizona
Field goal attempts	56	11/12 vs. Northern Arizona
Field goal percentage	39.3%	11/12 vs. Northern Arizona
3-pointers made	11	11/6 vs. Southeast Missouri State
3-pointers attempted	21	11/6 vs. Southeast Missouri State
Free throws made	6	2x, last: 11/12 vs. Northern Arizona
Free throws attempted	15	11/6 vs. Southeast Missouri State
Free throw percentage	54.5%	11/12 vs. Northern Arizona
Rebounds	32	11/6 vs. Southeast Missouri State
Assists	16	11/6 vs. Southeast Missouri State
Steals	11	11/6 vs. Southeast Missouri State
Blocked shots	2	2x, last: 11/12 vs. Northern Arizona
Turnovers	17	11/6 vs. Southeast Missouri State
Fouls	21	11/12 vs. Northern Arizona

OPPONENT LOWS

Points	55	11/12 vs. Northern Arizona
Field goals made	22	11/12 vs. Northern Arizona
Field goal attempts	56	11/12 vs. Northern Arizona
Field goal percentage	39.1%	11/6 vs. Southeast Missouri State
3-pointers made	5	11/12 vs. Northern Arizona
3-pointers attempted	18	11/12 vs. Northern Arizona
Free throws made	6	2x, last: 11/12 vs. Northern Arizona
Free throws attempted	11	11/12 vs. Northern Arizona
Free throw percentage	40.0%	11/6 vs. Southeast Missouri State
Rebounds	24	11/12 vs. Northern Arizona
Assists	13	11/12 vs. Northern Arizona
Steals	6	11/12 vs. Northern Arizona
Blocked shots	2	2x, last: 11/12 vs. Northern Arizona
Turnovers	16	11/12 vs. Northern Arizona
Fouls	19	11/6 vs. Southeast Missouri State

TEAM

Scored 90+ points	vs. Park (111), 2/21/23	Won game decided by one point	vs. San Francisco (W 49-48), 12/18/21
Scored 90+ points (WAC)	vs. Abilene Christian (94), 2/17/23	Lost game decided by one point	vs. UTRGV (L 77-76), 2/15/23
Scored 100+ points	vs. Park (111), 2/21/23	Two consecutive games decided by one point	Never happened
Scored 100+ points (WAC)	at California Baptist (103), 2/8/20	Two consecutive games decided by five points or less	2 games, 2/11/23-2/15/23
Scored 110+ points	vs. Park (111), 2/21/23	Three consecutive games decided by five points or less	4 games, 1/14/23-1/26/23
Scored 110+ points (WAC)	Never happened	Came back from 15-point deficit	vs. Montana State (19), 11/7/22
Scored less than 50 points	vs. Wichita State (43), 11/21/22	Came back from 18-point deficit	vs. Montana State (19), 11/7/22
Scored less than 50 points (WAC)	at Stephen F. Austin (46), 1/20/22	Came back from 20-point deficit	vs. CSU Bakersfield (20), 2/8/14
Allowed 90+ points	at Utah Valley (92), 2/22/20	Pulled down 45 rebounds	vs. Southeast Missouri State (48), 11/6/23
Allowed 90+ points (WAC)	at Utah Valley (92), 2/22/20	Pulled down 50 rebounds	vs. Park (59), 2/21/23
Allowed 100+ points	vs. Nebraska-Omaha (108), 12/13/15	Pulled down 55 rebounds	vs. Park (59), 2/21/23
Allowed 100+ points (WAC)	Never happened	Back-to-back 50 rebound games	vs. Mississippi Valley St. & at Ariz. St., 12/4-9/2021
Allowed less than 45 points	vs. Park (38), 2/21/23	Out-rebounded opponent by 15+	vs. Northern Arizona (+14), 11/12/23
Allowed less than 45 points (WAC)	vs. Sam Houston (41), 2/26/22	Out-rebounded opponent by 20+	vs. Park (+27), 2/21/23
Shot 60% from the field	vs. Abilene Christian (66.7%), 2/17/23	Out-rebounded opponent by 25+	vs. Park (+27), 2/21/23
Shot 65% from the field	vs. Abilene Christian (66.7%), 2/17/23	Won an overtime game	at Sam Houston (OT), 1/5/23
Shot 70% from the field	vs. Bethesda (70.0%), 1/15/21	Lost an overtime game	at Seattle U (OT), 3/9/19
Shot less than 30% from the field	vs. Wichita State (27.1%), 11/21/22	Won an overtime game (WAC)	at Sam Houston (OT), 1/5/23
Allowed 60% shooting	at Tarleton (61.5%), 1/28/23	Lost an overtime game (WAC)	at Seattle U (OT), 3/9/19
Allowed 65% shooting	Never happened	Played two overtimes	at Boise State (20T), 12/13/17
Allowed 30% or less shooting	vs. Park (22.7%), 2/21/23	Played consecutive overtime games	Never happened
Allowed 25% or less shooting	vs. Park (22.7%), 2/21/23	Committed 20+ turnovers	at Sam Houston (25), 1/5/23
Shot 90%+ from FT line (min. 10 FTA)	at Wyoming (94.1%, 16-17), 12/3/22	Committed less than 10 turnovers	vs. Sam Houston (9), 3/10/23
Shot 100% from FT line (min. 10 FTA)	vs. Northern Arizona (100%, 11-11), 3/28/15	Committed less than 8 turnovers	at Southern Utah (7), 3/1/23
Shot below 50% from FT line (min. 10 FTA)	at Utah Tech (45.0%, 9-20), 3/3/23	Committed less than 5 turnovers	vs. Montana State (4), 11/19/19
Attempted 40 free throws	vs. Nebraska-Omaha (40), 12/13/15	Scored 45+ in a half	vs. Northern Arizona (48 in 2nd), 11/12/23
Attempted five or less free throws	vs. Utah Valley (3), 3/5/21	Scored 50+ in a half	vs. Southeast Missouri State (54 in 1st), 11/6/23
Made 30 free throws	vs. Nebraska-Omaha (31), 12/13/15		
Made 10 3-pointers	vs. Southern Utah (WAC Tourn.) (13), 3/11/23		
Made 12 3-pointers	vs. Southern Utah (WAC Tourn.) (13), 3/11/23		
Made 15 3-pointers	vs. Sam Houston (WAC Tourn.) (16), 3/10/23		
Made 16 3-pointers	vs. Sam Houston (WAC Tourn.) (16), 3/10/23		
Made 17 3-pointers	vs. Park (21), 2/21/23		
Scored 90+ in consecutive games	vs. Abilene Christian / Park, 2/17-21/23		
Scored 90+ in three consecutive games	at Chicago St., vs CBU, vs ENMU 2/16-27/19		
Scored 100+ in consecutive games	Never happened		
Won game by 30 points or more	vs. Northern Arizona (34), 11/12/23		
Won game by 35 points or more	vs. Park (73), 2/21/23		
Won game by 40 points or more	vs. Park (73), 2/21/23		
Won game by 45 points or more	vs. Park (73), 2/21/23		
Won game by 50 points or more	vs. Park (73), 2/21/23		
Lost game by 30 points or more	vs. New Mexico State (WAC Final) (32), 3/16/19		
Lost game by 40 points or more	at Louisville (48), 12/5/15		

INDIVIDUAL

IN ANY GAME...

Scored 25 Points	Tyon Grant-Foster, 30, 11/6/23, vs. Southeast Missouri State
Scored 30 Points	Tyon Grant-Foster, 30, 11/6/23, vs. Southeast Missouri State
Scored 35 Points	Gabe McGlothan, 35, 3/9/23, vs. Seattle U (WAC Tourn.)
Scored 40 Points	DeWayne Russell, 42, 12/3/16, vs. Louisville

Scored 20 points in a half	Tyon Grant-Foster, 21, 1st, 11/6/23, vs. Southeast Missouri State
Scored 25 points in a half	Michael Finke, 27, 2nd, 2/27/19 vs. Eastern New Mexico

Two players had 20 points	Harrison (31) & McGlothan (21), 3/11/23 vs. Southern Utah
Two players had 25 points	M. Finke (38) and Johnson (25), 2/27/19, vs. Eastern N.M.
Three players had 20 points	Harrison (27), McMillian (21), McGlothan (20), 2/17/23 vs. ACU

Scored 20 points in two straight games	Ray Harrison (3), 3/1/23 - 3/7/23
Scored 20 points in three straight games	Ray Harrison (3), 3/1/23 - 3/7/23
Scored 20 points in four straight games	Alessandro Lever (4), 1/18/18 - 1/27/18
Scored 20 points in five straight games	never happened
Scored 30 points in two straight games	Carlos Johnson (2), 3/13/19 - 3/14/19

Double figures in 10 straight games	Ray Harrison (21), 11/26/22 - 2/17/23
Double figures in 15 straight games	Ray Harrison (21), 11/26/22 - 2/17/23
Double figures in 20 straight games	Ray Harrison (21), 11/26/22 - 2/17/23
Double figures in 30 straight games	DeWayne Russell (33), 3/1/16 - 3/4/17

Five players scored in double figures	vs. Park (5), 2/21/23
Six players scored in double figures	vs. Benedictine Mesa (6), 11/26/22
Four players scored 15 or more points	at California Baptist (4), 2/8/20

Double-double	Duke Brennan (12p/10r), 11/6/23 vs. Southeast Missouri State
Double-double (points / assists)	Casey Benson, 1/23/18, 12p/10a, vs. William Jessup
Double-double in two straight games	Gabe McGlothan (2), 12/17/22-12/20/22
Double-double in three straight games	Asbjørn Midtgaard (5), 1/31/21-2/27/21
Double-double in four straight games	Asbjørn Midtgaard (5), 1/31/21-2/27/21
Two players with double-double	Midtgaard (14/11) & Lever (19/10), 2/20/21, vs. CBU
Triple-double	never happened

20 points, 10 rebounds	Gabe McGlothan (35p/10r), 3/9/23, vs. Seattle U (WAC Tourn.)
30 points, 10 rebounds	Gabe McGlothan (35p/10r), 3/9/23, vs. Seattle U (WAC Tourn.)
20 points, 10 assists	DeWayne Russell, 21p/11a, 1/7/17 vs. Utah Valley

Made 10 FG in a game	Tyon Grant-Foster, 10, 11/6/23, vs. Southeast Missouri State
Made 12 FG in a game	Gabe McGlothan, 13, 3/9/23 vs. Seattle U (WAC Tourn.)
Made 15 FG in a game	Michael Finke, 16, 2/14/19, at Kansas City

Attempted 15 FG in a game	Tyon Grant-Foster (15), 11/6/23, vs. Southeast Missouri State
Attempted 17 FG in a game	Ray Harrison (18), 3/11/23 vs. Southern Utah (WAC Tourn.)
Attempted 20 FG in a game	Gabe McGlothan (20), 3/9/23 vs. Seattle U (WAC Tourn.)

Made five 3-pointers in a game	Harrison & Baumann (5), 3/11/23, vs. Seattle U (WAC Tourn.)
Made six 3-pointers in a game	Kobe Knox (6), 3/10/23, vs. Seattle U (WAC Tourn.)
Made seven 3-pointers in a game	Ray Harrison (7), 1/18/23, vs. Utah Tech
Made eight 3-pointers in a game	Josh Braun (9), 2/23/17, vs. Chicago State
Made nine 3-pointers in a game	Josh Braun (9), 2/23/17, vs. Chicago State
Attempted 10 3-pointers in a game	Walter Ellis (12), 2/21/23 vs. Park
Attempted 12 3-pointers in a game	Walter Ellis (12), 2/21/23 vs. Park

IN A CONFERENCE GAME...

Scored 25 Points	Ray Harrison, 25, 3/3/23, at Utah Tech
Scored 30 Points	Ray Harrison, 38, 1/18/23, vs. Utah Tech
Scored 35 Points	Ray Harrison, 38, 1/18/23, vs. Utah Tech
Scored 40 Points	never happened

Scored 20 points in a half	Michael Finke, 24, 2nd, 3/2/19 vs. CSU Bakersfield
Scored 25 points in a half	never happened

Two players had 20 points	Harrison (27), McMillian (21), McGlothan (20), 2/17/23 vs. ACU
Two players had 25 points	Garrison (31) and Larson (27), 2/27/14, vs. Kansas City
Three players had 20 points	Harrison (27), McMillian (21), McGlothan (20), 2/17/23 vs. ACU

Scored 20 points in two straight games	Ray Harrison (2), 3/1/23 - pres.
Scored 20 points in three straight games	Carlos Johnson (3), 1/19/19 - 2/2/19
Scored 20 points in four straight games	never happened
Scored 20 points in five straight games	never happened
Scored 30 points in two straight games	never happened

Double figures in 10 straight games	Ray Harrison (14), 12/29/22 - 2/17/23
Double figures in 15 straight games	Carlos Johnson (18), 2/16/19 - 2/27/20
Double figures in 20 straight games	never happened

Five players scored in double figures	vs. Utah Valley (5), 1/21/23
Six players scored in double figures	never happened
Four players scored 15 or more points	at California Baptist (4), 2/8/20

Double-double	Gabe McGlothan (12p/10r), 2/24/23, vs. Seattle U
Double-double (points / assists)	DeWayne Russell, 17/17, 21p/11a, vs. Utah Valley
Double-double in two straight games	Gabe McGlothan (2), 2/26/22-3/3/22
Double-double in three straight games	Asbjørn Midtgaard (5), 1/31/21-2/27/21
Double-double in four straight games	Asbjørn Midtgaard (5), 1/31/21-2/27/21
Two players with double-double	Midtgaard (14/11) & Lever (19/10), 2/20/21, vs. CBU
Triple-double	never happened

20 points, 10 rebounds	Gabe McGlothan (27p/11r), 2/15/23, vs. UTRGV
30 points, 10 rebounds	Alessandro Lever, 2/20/18, 30p/10r, vs. Seattle U
20 points, 10 assists	DeWayne Russell, 21p/11a, 1/7/17 vs. Utah Valley

Made 10 FG in a game	Ray Harrison (10), 3/1/23 at Southern Utah
Made 12 FG in a game	Gabe McGlothan (12), 2/15/23 vs. UTRGV
Made 15 FG in a game	Michael Finke (16) 2/14/19, at Kansas City

Attempted 15 FG in a game	Ray Harrison (17), 3/3/23 at Utah Tech
Attempted 17 FG in a game	Ray Harrison (17), 3/3/23 at Utah Tech
Attempted 20 FG in a game	Ray Harrison (20), 2/11/23, at Seattle U

Made five 3-pointers in a game	Chance McMillian (6), 2/4/23, vs. Stephen F. Austin
Made six 3-pointers in a game	Chance McMillian (6), 2/4/23, vs. Stephen F. Austin
Made seven 3-pointers in a game	Ray Harrison (7), 1/18/23, vs. Utah Tech
Made eight 3-pointers in a game	Josh Braun (9), 2/23/17, vs. Chicago State
Made nine 3-pointers in a game	Josh Braun (9), 2/23/17, vs. Chicago State
Attempted 10 3-pointers in a game	Holland Woods II (10), 2/4/21, vs. Seattle U
Attempted 12 3-pointers in a game	Josh Braun (19), 2/23/17, vs. Chicago State

INDIVIDUAL

IN ANY GAME...

Made a 3-pointer in 10 straight games	Jovan Blacksher Jr. (19), 3/13/21 – 1/22/22
Made a 3-pointer in 15 straight games	Jovan Blacksher Jr. (19), 3/13/21 – 1/22/22
Made a 3-pointer in 20 straight games	Josh Braun (21), 1/7/17 – 11/25/17

Made 10 free throws	Ray Harrison (10), 3/7/23, vs. UT Arlington
Made 15 free throws	Josh Braun (17), 1/16/16 vs. Utah Valley
Made 16 free throws	Josh Braun (17), 1/16/16 vs. Utah Valley
Made 17 free throws	Josh Braun (17), 1/16/16 vs. Utah Valley
Attempted 15 free throws	Alessandro Lever (17), 3/8/18, vs UMKC (WAC Quarter)
Attempted 18 free throws	Josh Braun (19), 1/16/16 vs. Utah Valley
Attempted 19 free throws	Josh Braun (19), 1/16/16 vs. Utah Valley
Attempted 20 free throws	Jerome Garrison (20), 1/23/14 vs. Idaho

12 rebounds	Gabe McGlothan (14), 11/12/23 vs. Northern Arizona
13 rebounds	Gabe McGlothan (14), 11/12/23 vs. Northern Arizona
14 rebounds	Gabe McGlothan (14), 11/12/23 vs. Northern Arizona
15 rebounds	Gabe McGlothan (18), 11/22/22 vs. Northern Iowa
16 rebounds	Gabe McGlothan (18), 11/22/22 vs. Northern Iowa
20 rebounds	Killian Larson (20), 2/22/14 at Idaho

10 rebounds in a half	Yvan Quedraogo (11, 2nd), 12/18/21 vs. San Francisco
11 rebounds in a half	Yvan Quedraogo (11, 2nd), 12/18/21 vs. San Francisco
12 rebounds in a half	Asbjørn Midtgaard (12, 2nd), 11/25/20 vs. Grambling State
13 rebounds in a half	never happened

10+ rebounds in two straight games	Gabe McGlothan (4), 12/17/22 – 1/5/23
10+ rebounds in three straight games	Gabe McGlothan (4), 12/17/22 – 1/5/23
10+ rebounds in four straight games	Gabe McGlothan (4), 12/17/22 – 1/5/23
Two players had 10 rebounds	Midtgaard (11) & Lever (10), 2/19/21 vs. CBU
Three players had 10 rebounds	never happened

6 assists	Ray Harrison (8), 3/11/23 vs. Southern Utah (WAC Tourn.)
7 assists	Ray Harrison (8), 3/11/23 vs. Southern Utah (WAC Tourn.)
8 assists	Ray Harrison (8), 3/11/23 vs. Southern Utah (WAC Tourn.)
9 assists	Jovan Blacksher Jr. (9), 3/5/21 vs. Utah Valley
10 assists	Jovan Blacksher Jr. (10), 11/19/19, vs. Montana State
11 assists	DeWayne Russell (11), 1/7/17, vs. Utah Valley
12 assists	DeWayne Russell (12), 12/13/15 vs. Nebraska-Omaha

7+ assists in two straight games	Jovan Blacksher Jr. (2), 2/27/21 – 3/5/21
----------------------------------	---

Two players with 5+ assists	Harrison (8) & McMillian (6), 3/11/23, vs. Southern Utah (WAC Tourn.)
-----------------------------	---

4 blocks	Isaiah Carr (4), 2/21/23 vs. Park
5 blocks	Kobe Knox (5), 2/15/23 vs. UTRGV
6 blocks	never happened

5 steals	Jovan Blacksher Jr. (7), 11/18/22 vs. Grambling State
6 steals	Jovan Blacksher Jr. (7), 11/18/22 vs. Grambling State
7 steals	Jovan Blacksher Jr. (7), 11/18/22 vs. Grambling State

Played every minute	Alessandro Lever (40), 2/20/20 at Seattle U
Fouled out	Lök Wur, 11/6/23 vs. Southeast Missouri State
Two players fouled out	Ray Harrison & Gabe McGlothan, 1/21/23, vs. Utah Valley
Three players fouled out	McGlothan, Ellis, McMillian, Zdor, 1/29/22, at NM State

IN A CONFERENCE GAME...

Made a 3-pointer in 10 straight games	Jovan Blacksher Jr. (10), 2/19/21 – 1/22/22
Made a 3-pointer in 15 straight games	Josh Braun (22), 2/27/16 – 1/20/18
Made a 3-pointer in 20 straight games	Josh Braun (22), 2/27/16 – 1/20/18

Made 10 free throws	Ray Harrison (10), 2/17/23, vs. Abilene Christian
Made 15 free throws	Josh Braun (17), 1/16/16 vs. Utah Valley
Made 16 free throws	Josh Braun (17), 1/16/16 vs. Utah Valley
Made 17 free throws	Josh Braun (17), 1/16/16 vs. Utah Valley
Attempted 15 free throws	Alessandro Lever (15), 2/22/18, vs. Seattle U
Attempted 18 free throws	Josh Braun (19), 1/16/16 vs. Utah Valley
Attempted 19 free throws	Josh Braun (19), 1/16/16 vs. Utah Valley
Attempted 20 free throws	Jerome Garrison (20), 1/23/14 vs. Idaho

12 rebounds	Gabe McGlothan (12), 2/4/23 vs. Stephen F. Austin
13 rebounds	Gabe McGlothan (13), 1/5/23 at Sam Houston
14 rebounds	Asbjørn Midtgaard (16), 2/27/21 at Seattle U
15 rebounds	Asbjørn Midtgaard (16), 2/27/21 at Seattle U
16 rebounds	Asbjørn Midtgaard (16), 2/27/21 at Seattle U
20 rebounds	Killian Larson (20), 2/22/14 at Idaho

10 rebounds in a half	Trey Drechsel (10, 1st), 1/5/19, vs Seattle U
11 rebounds in a half	Killian Larson (12, 2nd), 1/30/14 , vs Chicago State
12 rebounds in a half	Killian Larson (12, 2nd), 1/30/14 , vs Chicago State
13 rebounds in a half	never happened

10+ rebounds in two straight games	Gabe McGlothan (3), 12/29/22 – 1/5/23
10+ rebounds in three straight games	Asbjørn Midtgaard (5), 1/30/21 – 2/27/21
10+ rebounds in four straight games	Asbjørn Midtgaard (5), 1/30/21 – 2/27/21
Two players had 10 rebounds	Midtgaard (11) & Lever (10), 2/19/21 vs. CBU
Three players had 10 rebounds	never happened

6 assists	Ray Harrison (7), 3/3/23, at Utah Tech
7 assists	Ray Harrison (7), 3/3/23, at Utah Tech
8 assists	Jovan Blacksher Jr. (9), 3/5/21 vs. Utah Valley
9 assists	Jovan Blacksher Jr. (9), 3/5/21 vs. Utah Valley
10 assists	DeWayne Russell (11), 1/7/17, vs. Utah Valley
11 assists	DeWayne Russell (11), 1/7/17, vs. Utah Valley
12 assists	never happened

7+ assists in two straight games	Jovan Blacksher Jr. (2), 2/27/21 – 3/5/21
----------------------------------	---

Two players with 5+ assists	Woods II & Blacksher Jr. (5), 3/5/22 vs. Dixie State
-----------------------------	--

4 blocks	Kobe Knox (5), 2/15/23 vs. UTRGV
5 blocks	Kobe Knox (5), 2/15/23 vs. UTRGV
6 blocks	never happened

4 steals	Jovan Blacksher Jr. (4), 1/29/22 at New Mexico State
5 steals	Gerard Martin (5), 2/2/109 at CSU Bakersfield
6 steals	never happened

Played every minute	Alessandro Lever (40), 2/20/20 at Seattle U
Fouled out	Walter Ellis, 2/17/23, vs. Abilene Christian
Two players fouled out	Ray Harrison & Gabe McGlothan, 1/21/23, vs. Utah Valley
Three players fouled out	McGlothan, Ellis, McMillian, Zdor, 1/29/22, at NM State

Scored at least... (game)

81	82	83	84	85	86	87	88	89	90	91	92	93	94	95	96	97	98	99	100
11/12/23	11/12/23	11/12/23	11/12/23	11/12/23	11/12/23	11/12/23	11/12/23	11/12/23	2/21/23	2/21/23	2/21/23	2/21/23	2/21/23	2/21/23	2/21/23	2/21/23	2/21/23	2/21/23	2/21/23
vs. NAU	vs. NAU	vs. NAU	vs. NAU	vs. NAU	vs. NAU	vs. NAU	vs. NAU	vs. NAU	vs. PARK	vs. PARK	vs. PARK	vs. PARK	vs. PARK	vs. PARK	vs. PARK	vs. PARK	vs. PARK	vs. PARK	vs. PARK
89	89	89	89	89	89	89	89	89	111	111	111	111	111	111	111	111	111	111	111
101	102	103	104	105	106	107	108	109	110	111	112	113	114	115	116	117	118	119	120
2/21/23	2/21/23	2/21/23	2/21/23	2/21/23	2/21/23	2/21/23	2/21/23	2/21/23	2/21/23	2/21/23	1/15/21	1/15/21	1/15/21	1/15/21	1/15/21	1/15/21	1/15/21	1/15/21	1/15/21
vs. PARK	vs. PARK	vs. PARK	vs. PARK	vs. PARK	vs. PARK	vs. PARK	vs. PARK	vs. PARK	vs. PARK	vs. PARK	vs. BETH	vs. BETH	vs. BETH	vs. BETH	vs. BETH	vs. BETH	vs. BETH	vs. BETH	vs. BETH
111	111	111	111	111	111	111	111	111	111	111	121	121	121	121	121	121	121	121	121

Scored at least... (first half)

45	46	47	48	49	50	51	52	53	54	55	56	57	58	59	60	61	62	63	64
11/6/23	11/6/23	11/6/23	11/6/23	11/6/23	11/6/23	11/6/23	11/6/23	11/6/23	11/6/23	2/21/23	2/21/23	2/21/23	2/21/23	2/21/23	2/21/23	2/21/23	2/21/23	1/15/21	1/15/21
vs. SEMO	vs. SEMO	vs. SEMO	vs. SEMO	vs. SEMO	vs. SEMO	vs. SEMO	vs. SEMO	vs. SEMO	vs. SEMO	vs. PARK	vs. PARK	vs. PARK	vs. PARK	vs. PARK	vs. PARK	vs. PARK	vs. PARK	vs. BETH	vs. BETH
54	54	54	54	54	54	54	54	54	54	62	62	62	62	62	62	62	62	67	67

Scored at least... (second half)

45	46	47	48	49	50	51	52	53	54	55	56	57	58	59	60	61	62	63	64
11/12/23	11/12/23	11/12/23	11/12/23	3/9/23	3/9/23	3/9/23	3/9/23	3/9/23	3/9/23	3/9/23	11/26/22	11/9/22	11/9/22						
vs. NAU	vs. NAU	vs. NAU	vs. NAU	vs. SEA	vs. SEA	vs. SEA	vs. SEA	vs. SEA	vs. SEA	vs. SEA	vs. BEN	vs. SDCC	vs. SDCC						
48	48	48	48	55	55	55	55	55	55	55	56	58	58						

Lowest scoring opponent first halves (D-I era)

1	14	Home	*Coppin State	Nov. 25, 2016	29-14
2	15	Home	*Grambling State	Nov. 18, 2022	42-15
3	16	Home	*Mississippi Valley State	Dec. 4, 2021	38-16
t-4	17	Home	*Florida A&M	Nov. 10, 2017	35-17
	17	Home	*Arkansas-Pine Bluff	Dec. 22, 2016	42-17
t-6	18	Home	*Grambling State	Nov. 9, 2021	40-18
	18	Home	Bethesda	Jan. 16, 2021	44-18
	18	Home	*Chicago State	Feb. 15, 2020	34-18
	18	Home	*Montana State	Nov. 17, 2014	28-18
t-10	19	Home	*California Baptist	Feb. 5, 2022	28-19
	19	Neutral	*San Francisco	Dec. 18, 2021	22-19
	19	Home	*Mississippi Valley State	Dec. 18, 2017	33-19

Lowest scoring opponent second halves (D-I era)

1	15	Home	Park (Ariz.)	Feb. 21, 2023	62-23
t-2	18	Home	*UT Arlington	Jan. 12, 2023	52-18
	18	Home	*Montana State	Nov. 7, 2022	41-18
	18	Home	Western New Mexico	Nov. 16, 2013	54-18
t-5	19	Home	*Sam Houston	Feb. 26, 2022	32-19
	19	Away	*Tarleton	Jan. 9, 2021	30-19
	19	Home	*Mississippi Valley State	Dec. 18, 2017	38-19
	19	Away	*UT Rio Grande Valley	Feb. 6, 2016	64-58

Lowest scoring opponent games (D-I era)

1	37	Home	*Coppin State	Nov. 25, 2016	70-37
t-2	38	Home	Park (Ariz.)	Feb. 21, 2023	111-38
	38	Home	*Mississippi Valley State	Dec. 18, 2017	71-38
t-4	41	Home	Western New Mexico	Nov. 16, 2013	91-41
	41	Home	*Sam Houston	Feb. 26, 2022	67-41
6	44	Home	*Mississippi Valley State	Dec. 4, 2021	91-44
t-7	45	Home	*Montana State	Nov. 17, 2014	61-45
	45	Away	*San Diego State	Dec. 18, 2015	52-45
t-9	46	Home	*Alcorn State	Nov. 19, 2015	79-46
	46	Home	*Chicago State	Jan. 17, 2019	80-46
	46	Away	*Dixie State	Jan. 23, 2021	81-46

Biggest halftime leads (D-I era)

1	39	Home	Park (Ariz.)	Feb. 21, 2023	62-23
2	30	Home	Benedictine Mesa	Nov. 26, 2022	54-24
3	28	Home	Bethesda	Jan. 31, 2017	51-23
t-4	27	Home	*Grambling State	Nov. 18, 2022	42-15
	27	Home	Bethesda	Jan. 15, 2021	67-40
6	26	Home	Bethesda	Jan. 16, 2021	44-18
7	25	Home	*Arkansas-Pine Bluff	Dec. 22, 2016	42-17

* asterisks denote D-I opponents

Highest scoring GCU first halves (D-I era)

1	67	Home	Bethesda	Jan. 15, 2021	67-40
t-2	62	Home	Park (Ariz.)	Feb. 21, 2023	62-23
t-3	54	Home	*Southeast Missouri State	Nov. 6, 2023	54-20
	54	Home	Benedictine Mesa	Nov. 26, 2022	54-24
	54	Home	Benedictine Mesa	Feb. 9, 2016	54-42
t-6	51	Home	Benedictine Mesa	Nov. 28, 2020	51-34
	51	Away	*Chicago State	Feb. 16, 2019	51-23
	51	Home	Bethesda	Jan. 31, 2017	51-23

Highest scoring GCU second halves (D-I era)

1	58	Home	San Diego Christian	Nov. 9, 2022	58-29
2	56	Home	Benedictine Mesa	Nov. 26, 2022	56-29
3	55	Neutral	*Seattle U	March 9, 2023	55-43
t-4	54	Home	Bethesda	Jan. 16, 2021	54-29
	54	Home	Bethesda	Jan. 15, 2021	54-22
	54	Neutral	*Morgan State	Dec. 27, 2017	54-41
	54	Home	*Texas-Pan American	Jan. 2, 2014	54-49
	54	Home	Vanguard	Dec. 3, 2013	54-35
	54	Home	Western New Mexico	Nov. 16, 2013	54-18

Highest scoring GCU games (D-I era)

1	121	Home	Bethesda	Jan. 15, 2021	121-62
2	111	Home	Park (Ariz.)	Feb. 21, 2023	111-38
3	110	Home	Benedictine Mesa	Nov. 26, 2022	110-53
4	104	Home	*Omaha	Dec. 13, 2015	104-108
5	103	Away	*California Baptist	Feb. 8, 2020	103-98
6	101	Home	San Diego Christian	Nov. 9, 2022	101-50
7	100	Neutral	*Morgan State	Dec. 27, 2017	100-74
8	99	Home	*Utah Valley	Jan. 16, 2016	99-88
9	98	Home	Bethesda	Jan. 16, 2021	98-47
t-10	96	Home	*Arkansas State	Nov. 16, 2018	96-72
	96	Home	William Jessup	Jan. 23, 2018	96-80

Biggest winning margins (D-I era)

1	73	Home	Park (Ariz.)	Feb. 21, 2023	111-38
2	59	Home	Bethesda	Jan. 15, 2021	121-62
3	57	Home	Benedictine Mesa	Nov. 26, 2022	110-53
t-4	51	Home	San Diego Christian	Nov. 9, 2022	101-50
	51	Home	Bethesda	Jan. 16, 2021	98-47
5	50	Home	Western New Mexico	Nov. 16, 2013	91-41
6	47	Home	*Mississippi Valley State	Dec. 4, 2021	91-44
7	42	Home	*Delaware State	Nov. 10, 2018	89-47
8	40	Home	*Arkansas-Pine Bluff	Dec. 22, 2016	89-49
9	39	Home	*Mississippi Valley State	Dec. 1, 2020	88-49
t-10	35	Home	Life Pacific	Nov. 24, 2021	82-47
	35	Away	*Dixie State	Jan. 23, 2021	81-46

Slowest opponent first scores (D-I era)

1	11:58	Home	*Mississippi Valley State	Nov. 23, 2015	W 94-60
2	13:14	Home	*Kansas City	Jan. 19, 2019	W 78-50
3	13:19	Away	*Chicago State	Feb. 16, 2019	W 90-59
4	13:36	Home	Bethesda	Jan. 31, 2017	W 95-66
5	14:06	Home	*Alcorn State	Nov. 29, 2022	W 80-72
6	14:31	Neutral	*Nevada	Dec. 9, 2018	L 74-66
7	14:34	Away	*Utah Valley	Jan. 15, 2015	W 83-74
8	14:36	Away	*Utah Valley	Jan. 27, 2018	L 68-56
9	14:52	Home	*Grambling State	Nov. 18, 2022	W 81-48
10	15:20	Neutral	*New Mexico State	March 16, 2019	L 89-57

Game Records

Record	Overall	Home	Away	Neutral
ALL GAMES	2-0	2-0	0-0	0-0
CONFERENCE	0-0	0-0	0-0	0-0
NON-CONFERENCE	2-0	2-0	0-0	0-0

Score by Periods

Team	1st	2nd	OT	TOT
Grand Canyon	95	82	0	177
Opponents	59	63	0	122

Team Box Score

No.	Player				Total		3-Point		F-Throw		Rebounds													
		GP-GS	MIN	AVG	FG-FGA	FG%	3FG-3FGA	3FG%	FT-FTA	FT%	OFF	DEF	TOT	AVG	PF	DQ	A	TO	BLK	STL	PTS	AVG		
7	GRANT-FOSTER, Tyon	2-2	51:54	26.0	13-21	.619	3-8	.375	12-15	.800	0	8	8	4.0	6	0	0	6	2	5	41	20.5		
2	CURRY, Sydney	2-0	35:02	17.5	11-14	.786	0-0	.000	3-7	.429	5	6	11	5.5	5	0	1	3	1	1	25	12.5		
33	SHAW, Isaiah	2-0	38:54	19.4	6-11	.545	5-9	.556	4-4	1.000	0	2	2	1.0	4	0	1	0	1	1	21	10.5		
8	MOORE, Collin	2-2	55:08	27.6	7-17	.412	1-4	.250	5-5	1.000	2	7	9	4.5	1	0	6	3	1	7	20	10.0		
24	BRENNAN, Duke	2-2	37:16	18.6	7-12	.583	0-0	.000	4-7	.571	5	8	13	6.5	7	0	0	3	1	3	18	9.0		
0	HARRISON, Ray	2-2	53:24	26.7	6-19	.316	0-4	.000	3-5	.600	2	5	7	3.5	2	0	7	7	0	0	15	7.5		
22	BAKER, Josh	1-0	13:40	13.7	2-3	.667	1-2	.500	2-2	1.000	0	0	0	0.0	1	0	1	1	1	0	7	7.0		
30	MCGLOTHAN, Gabe	2-2	56:49	28.4	4-9	.444	1-6	.167	3-6	.500	7	12	19	9.5	3	0	4	4	2	1	12	6.0		
12	JOSEPHS, Marquese	2-0	07:26	3.7	2-2	1.000	0-0	.000	4-4	1.000	0	0	0	0.0	0	0	0	2	0	0	8	4.0		
5	WUR, Lok	2-0	31:15	15.6	3-8	.375	2-5	.400	0-0	.000	1	6	7	3.5	5	1	1	0	1	1	8	4.0		
1	XZAVIERRO, Derrick Michael	2-0	07:00	3.5	1-1	1.000	0-0	.000	0-0	.000	1	3	4	2.0	0	0	0	0	0	0	2	1.0		
6	FLAGGS, Malcolm	2-0	06:19	3.2	0-0	.000	0-0	.000	0-0	.000	0	0	0	0.0	0	0	0	1	0	0	0	0.0		
21	AMENHAUSER, Noah	2-0	05:53	2.9	0-0	.000	0-0	.000	0-0	.000	0	0	0	0.0	0	0	0	0	1	0	0	0.0		
Team											2	7	9											
Total		2	400		62-117	.530	13-38	.342	40-55	.727	25	64	89	44.5	34	1	21	30	11	19	177	88.5		
Opponents		2	400		47-120	.392	16-39	.410	12-26	.462	18	38	56	28.0	40	1	29	33	4	17	122	61.0		

Team Statistics

	GCU	OPP
Scoring	177	122
Points per game	88.5	61.0
Scoring margin	+27.5	-
Field goals-att	62-117	47-120
Field goal pct	.530	.392
3 point fg-att	13-38	16-39
3-point FG pct	.342	.410
3-pt FG made per game	6.5	8.0
Free throws-att	40-55	12-26
Free throw pct	.727	.462
F-Throws made per game	20.0	6.0
Rebounds	89	56
Rebounds per game	44.5	28.0
Rebounding margin	+16.5	-
Assists	21	29
Assists per game	10.5	14.5
Turnovers	30	33
Turnovers per game	15.0	16.5
Turnover margin	+1.5	-
Assist/turnover ratio	0.7	0.9
Steals	19	17
Steals per game	9.5	8.5
Blocks	11	4
Blocks per game	5.5	2.0
Winning streak	2	-
Home win streak	2	-
Attendance	14304	0
Home games-Avg/Game	2-7152	0-0
Neutral site-Avg/Game	-	0-0

Team Results

Date	Opponent		Score	Att.
11/06/2023	Southeast Mo. St.	W	88-67	7186
11/12/2023	Northern Ariz.	W	89-55	7118

			Total		3-Pointers		Free throws		Rebounds											
Opponent	Date	Score	FG-FGA	PCT	3FG-3FGA	PCT	FT-FTA	PCT	OFF	DEF	TOT	AVG	PF	A	TO	BLK	STL	PTS	AVG	
Southeast Mo. St.	11/06/2023	88-67 W	31-62	.500	7-21	.333	19-27	.704	15	33	48	48.0	19	11	17	6	9	88	88.0	
Northern Ariz.	11/12/2023	89-55 W	31-55	.564	6-17	.353	21-28	.750	10	31	41	44.5	15	10	13	5	10	89	88.5	
Total		177	62-117	.530	13-38	.342	40-55	.727	25	64	89	44.5	34	21	30	11	19	177	88.5	
Opponents		122	47-120	.392	16-39	.410	12-26	.462	18	38	56	28.0	40	29	33	4	17	122	61.0	

Grand Canyon Averages

Games Played	Points/game	FG Pct	3FG Pct	FT Pct	Rebounds/game	Assists/game	Turnovers/game	Assist/Turnover ratio	Steals/game	Blocks/game
2	88.5	53.0	34.2	72.7	44.5	10.5	15.0	0.7	9.5	5.5

				Total		3-Pointers		Free throws		Rebounds											
Opponent	Date	Score		FG-FGA	PCT	3FG-3FGA	PCT	FT-FTA	PCT	OFF	DEF	TOT	AVG	PF	A	TO	BLK	STL	PTS	AVG	
Southeast Mo. St.	11/06/2023	88-67	W	25-64	.391	11-21	.524	6-15	.400	13	19	32	32.0	19	16	17	2	11	67	67.0	
Northern Ariz.	11/12/2023	89-55	W	22-56	.393	5-18	.278	6-11	.545	5	19	24	28.0	21	13	16	2	6	55	61.0	
Total		122		47-120	.392	16-39	.410	12-26	.462	18	38	56	28.0	40	29	33	4	17	122	61.0	
Grand Canyon		177		62-117	.530	13-38	.342	40-55	.727	25	64	89	44.5	34	21	30	11	19	177	88.5	

Opponents Averages

Games Played	Points/game	FG Pct	3FG Pct	FT Pct	Rebounds/game	Assists/game	Turnovers/game	Assist/Turnover ratio	Steals/game	Blocks/game
2	61.0	39.2	41.0	46.2	28.0	14.5	16.5	0.9	8.5	2.0

Summary

Player	Season Statistics										Career Statistics									
	GP-GS	MIN/G	FG%	3FG%	FT%	R/G	A/G	STL	BLK	PTS/G	GP-GS	MIN/G	FG%	3FG%	FT%	R/G	A/G	STL	BLK	PTS/G
AMENHAUSER, Noah	2-0	2.9	.000	.000	.000	0.0	0.0	0	1	0.0	2-0	2.9	.000	.000	.000	0.0	0.0	0	1	0.0
BAKER, Josh	1-0	13.7	.667	.500	1.000	0.0	1.0	0	1	7.0	57-28	19.0	.380	.327	.821	1.8	1.8	28	11	5.0
BRENNAN, Duke	2-2	18.6	.583	.000	.571	6.5	0.0	3	1	9.0	38-3	9.5	.530	.000	.623	2.5	0.1	10	19	2.7
CURRY, Sydney	2-0	17.5	.786	.000	.429	5.5	0.5	1	1	12.5	62-37	15.8	.615	.000	.505	4.4	0.5	12	13	6.1
FLAGGS, Malcolm	2-0	3.2	.000	.000	.000	0.0	0.0	0	0	0.0	2-0	3.2	.000	.000	.000	0.0	0.0	0	0	0.0
GRANT-FOSTER, Tyon	2-2	26.0	.619	.375	.800	4.0	0.0	5	2	20.5	25-3	9.8	.448	.212	.658	2.4	0.2	12	11	4.7
HARRISON, Ray	2-2	26.7	.316	.000	.600	3.5	3.5	0	0	7.5	90-90	33.8	.398	.293	.795	4.3	3.1	87	20	17.2
JOSEPHS, Marquese	2-0	3.7	1.000	.000	1.000	0.0	0.0	0	0	4.0	2-0	3.7	1.000	.000	1.000	0.0	0.0	0	0	4.0
MCGLOTHAN, Gabe	2-2	28.4	.444	.167	.500	9.5	2.0	1	2	6.0	124-79	24.0	.490	.336	.691	6.6	0.8	69	62	9.2
MOORE, Collin	2-2	27.6	.412	.250	1.000	4.5	3.0	7	1	10.0	54-15	16.7	.429	.299	.712	2.6	0.9	65	23	6.1
SHAW, Isaiah	2-0	19.4	.545	.556	1.000	1.0	0.5	1	1	10.5	9-0	11.5	.472	.545	.857	1.4	0.6	3	1	5.8
WUR, Lok	2-0	15.6	.375	.400	.000	3.5	0.5	1	1	4.0	53-3	8.4	.374	.313	.735	1.7	0.2	5	16	2.0
XZAVIERRO, Derrick Michael	2-0	3.5	1.000	.000	.000	2.0	0.0	0	0	1.0	2-0	3.5	1.000	.000	.000	2.0	0.0	0	0	1.0

Scoring

Player	Season Statistics								Career Statistics							
	FG-FGA	FG%	3FG-3FGA	3FG%	FT-FTA	FT%	PTS	PTS/G	FG-FGA	FG%	3FG-3FGA	3FG%	FT-FTA	FT%	PTS	PTS/G
AMENHAUSER, Noah	0-0	.000	0-0	.000	0-0	.000	0	0.0	0-0	.000	0-0	.000	0-0	.000	0	0.0
BAKER, Josh	2-3	.667	1-2	.500	2-2	1.000	7	7.0	90-237	.380	49-150	.327	55-67	.821	284	5.0
BRENNAN, Duke	7-12	.583	0-0	.000	4-7	.571	18	9.0	35-66	.530	0-0	.000	33-53	.623	103	2.7
CURRY, Sydney	11-14	.786	0-0	.000	3-7	.429	25	12.5	163-265	.615	0-0	.000	54-107	.505	380	6.1
FLAGGS, Malcolm	0-0	.000	0-0	.000	0-0	.000	0	0.0	0-0	.000	0-0	.000	0-0	.000	0	0.0
GRANT-FOSTER, Tyon	13-21	.619	3-8	.375	12-15	.800	41	20.5	43-96	.448	7-33	.212	25-38	.658	118	4.7
HARRISON, Ray	6-19	.316	0-4	.000	3-5	.600	15	7.5	509-1278	.398	144-491	.293	384-483	.795	1546	17.2
JOSEPHS, Marquese	2-2	1.000	0-0	.000	4-4	1.000	8	4.0	2-2	1.000	0-0	.000	4-4	1.000	8	4.0
MCGLOTHAN, Gabe	4-9	.444	1-6	.167	3-6	.500	12	6.0	420-857	.490	100-298	.336	199-288	.691	1139	9.2
MOORE, Collin	7-17	.412	1-4	.250	5-5	1.000	20	10.0	109-254	.429	35-117	.299	74-104	.712	327	6.1
SHAW, Isaiah	6-11	.545	5-9	.556	4-4	1.000	21	10.5	17-36	.472	12-22	.545	6-7	.857	52	5.8
WUR, Lok	3-8	.375	2-5	.400	0-0	.000	8	4.0	34-91	.374	15-48	.313	25-34	.735	108	2.0
XZAVIERRO, Derrick Michael	1-1	1.000	0-0	.000	0-0	.000	2	1.0	1-1	1.000	0-0	.000	0-0	.000	2	1.0

Totals

Player	Season Statistics									Career Statistics								
	O-REB	D-REB	TOTAL	PF	FO	A	TO	A/TO		O-REB	D-REB	TOTAL	PF	FO	A	TO	A/TO	
AMENHAUSER, Noah	0	0	0	0	0	0	0	0.0		0	0	0	0	0	0	0	0.0	
BAKER, Josh	0	0	0	1	0	1	1	1.0		14	89	103	83	0	105	64	1.6	
BRENNAN, Duke	5	8	13	7	0	0	3	0.0		49	46	95	70	0	5	18	0.3	
CURRY, Sydney	5	6	11	5	0	1	3	0.3		97	175	272	132	2	31	71	0.4	
FLAGGS, Malcolm	0	0	0	0	0	0	1	0.0		0	0	0	0	0	0	1	0.0	
GRANT-FOSTER, Tyon	0	8	8	6	0	0	6	0.0		15	44	59	27	0	5	22	0.2	
HARRISON, Ray	2	5	7	2	0	7	7	1.0		79	308	387	167	2	281	221	1.3	
JOSEPHS, Marquese	0	0	0	0	0	0	2	0.0		0	0	0	0	0	0	2	0.0	
MCGLOTHAN, Gabe	7	12	19	3	0	4	4	1.0		249	569	818	340	9	101	176	0.6	
MOORE, Collin	2	7	9	1	0	6	3	2.0		31	107	138	79	1	49	61	0.8	
SHAW, Isaiah	0	2	2	4	0	1	0	0.0		6	7	13	8	0	5	3	1.7	
WUR, Lok	1	6	7	5	1	1	0	0.0		27	62	89	44	1	11	17	0.6	
XZAVIERRO, Derrick Michael	1	3	4	0	0	0	0	0.0		1	3	4	0	0	0	0	0.0	



0 RAY HARRISON

GUARD • JUNIOR • 6-4 • 195
GREENVILLE, S.C.
LEGACY EARLY COLLEGE
PRESBYTERIAN COLLEGE ('20-22)

CURRENT STATS

7.5	3.5	3.5	31.6	60.0	0.0
PPG	RPG	APG	FG%	FT%	3P%

TRACKING

	Season	Career
10+ points	1	76
10+ rebounds	0	2
5+ assists	1	19
Double-doubles	0	2
Led team in points	0	54

CAREER HIGHS

POINTS	REBS	ASSISTS	3-PT M
38	13	8	7
vs. Utah Tech Jan. 18, 2023	vs. Charleston S. Feb. 22, 2021	vs. Southern Utah March 11, 2022	vs. Utah Tech Nov. 26, 2021
FT M	STEALS	BLOCKS	MINUTES
13	4	2	50
vs. Charleston S. Feb. 22, 2021	at Gard.-Webb Jan. 12, 2022	3 times, last: at USC Upstate Feb. 16, 2022	at UNC Asheville Feb. 26, 2022
1st Half		2nd Half	
POINTS	21, vs. Grambling State Nov. 18, 2022		19, (3x) last vs. UT Jan. 18, 2023
REB.	6, (3x) last vs. USC Ups. Feb. 16, 2022		7, vs. Charleston So. Feb. 22, 2021

PURPLE

shading denotes a career high set this season

SEASON HIGHS

POINTS	REBS	ASSISTS	3-PT M
12	5	5	--
vs. Northern Ariz. Nov. 12, 2023	vs. SEMO Nov. 6, 2023	vs. SEMO Nov. 6, 2023	--
FT M	STEALS	BLOCKS	MINUTES
2	--	--	28
vs. Northern Ariz. Nov. 12, 2023	--	--	vs. SEMO Nov. 6, 2023

NOTES

THIS SEASON

» **PRESEASON RECOGNITION:** Named the WAC Preseason Player of the Year by the conference's head coaches. Joins the likes of Jovan Blacksher Jr., Alessandro Lever and Josh Braun as GCU's selections for the award.

OTHER NOTES

- » **WAC TOURNEY:** Recorded 80 points, 21 rebounds and 23 assists in GCU's tournament run, the first D-I player to post 80/20/20 in a conference tournament since Kemba Walker in 2011. Harrison was named Most Outstanding Player.
- » **38!:** Matched GCU's No. 2 single-game scoring mark in its D-I era with 38-point outburst vs. Utah Tech on Jan. 18, 2023.
- » **1K:** Surpassed the 1,000-point mark for his career on Dec. 7, 2022, vs. Loyola Marymount.
- » **SINGLE-SEASON BEST:** Holds GCU's D-I single-season scoring record with 640 points, besting DeWayne Russell's 593 from the 2015-16 season. Harrison broke the mark in a 31-point outburst in the WAC Tournament Championship game.
- » **AWARDS BEFORE GCU:** Won 2021 Big South Freshman of the Year and was named to two All-Big South second teams.

GAME LOG

Opponent	Date	GS	Min	FG	SHOOTING			FT	REBOUNDING									
					3PT				O	D	T	A	PF	A	TO	BLK	STL	PTS
SE Missouri State	Nov. 6	*	28	1-9	.111	0-2	.000	1-3	.333	2	3	5	5.0	1	5	3	0	3
Northern Arizona	Nov. 12	*	26	5-10	.500	0-2	.000	2-2	1.000	0	2	2	3.5	1	2	4	0	12

CAREER STATS

(SHADING DENOTES PREVIOUS SCHOOLS)

Year	GP	GS	MIN	MPG	FG	FGA	PCT	3PM	3PA	3PCT	FT	FTA	PCT	OFF	DEF	TOT	AVG	PF	AST	APG	TO	BLK	STL	PTS	PPG
2020-21 (Fr.)	20	20	693	34.7	116	297	39.1	41	117	35.0	72	90	80.0	28	84	112	5.6	36	50	2.5	53	7	28	345	17.3
2021-22 (Fr.)	32	32	1134	35.4	181	496	36.5	53	218	24.3	131	154	85.1	26	99	125	3.9	55	96	3.0	75	6	35	546	17.1
2022-23 (So.)	36	36	1156	32.1	206	466	44.2	50	152	32.9	178	234	76.1	23	120	143	4.0	74	128	3.6	86	7	24	640	17.8
2023-24 (Jr.)	2	2	54	27.0	6	19	31.6	0	4	0.0	3	5	60.0	2	5	7	3.5	2	7	3.5	7	0	0	15	7.5
Total	90	90	3037	33.7	509	1278	39.8	144	491	29.3	384	483	79.5	79	308	387	4.3	167	281	3.1	221	20	87	1546	17.2



1 DERRICK MICHAEL XZAVIERRO

FORWARD • RS-FRESHMAN • 6-10 • 235
JAKARTA, INDONESIA
NBA GLOBAL ACADEMY

CURRENT STATS

1.0	2.0	0.0	100.0	0.0	0.0
PPG	RPG	APG	FG%	FT%	3P%

TRACKING

	Season	Career
10+ points	0	0
10+ rebounds	0	0
5+ assists	0	0
Double-doubles	0	0
Led team in points	0	0

CAREER HIGHS

POINTS	REBS	ASSISTS	3-PT M
2	2	--	--
vs. SEMO Nov. 6, 2023	2 times, last: vs. Northern Ariz. Nov. 12, 2023	--	--
FT M	STEALS	BLOCKS	MINUTES
--	--	--	4
--	--	--	vs. SEMO Nov. 6, 2023
1st Half		2nd Half	
POINTS	--	2	vs. SEMO Nov. 6, 2023
REB.	--	2, (2x), last: vs. NAU Nov. 12, 2023	

PURPLE

shading denotes a career high set this season

SEASON HIGHS

POINTS	REBS	ASSISTS	3-PT M
2	2	--	--
vs. SEMO Nov. 6, 2023	2 times, last: vs. Northern Ariz. Nov. 12, 2023	--	--
FT M	STEALS	BLOCKS	MINUTES
--	--	--	4
--	--	--	vs. SEMO Nov. 6, 2023

NOTES

THIS SEASON

» **RETURN FROM MEDICAL ISSUE:** Was already planning to redshirt 2022-23 season, but also experienced serious medical issue when he had a collapsed lung, leading to a seven-week, two-surgery hospital ordeal that stumped doctors and led to 40 pounds of weight loss.

OTHER NOTES

- » **NATION'S FIRST:** With GCU signing, becomes Indonesia's first Division I basketball scholarship player. "I'm thankful because everyone supports me to be here. I just want to prove that I worked to get here. I want to be a good player. I want to grow up here. It's amazing to be the first one. I hope I will be motivating for more young boys come to be a D-I player."
- » **NBA GLOBAL ACADEMY:** Made the move to Australia and the Centre of Excellence at the Australian Institute of Sport where he was immersed in year-round development designed for the top international prospects. More than 70 players have earned Division I basketball scholarships after being at the NBA Academy, where players are trained by former professional and college coaches.
- » **INTERNATIONAL STAR:** Has appeared on Indonesian television due to height and basketball skill. Has over 135,000 followers on Instagram (@derrickmichael_).

GAME LOG

Opponent	Date	GS	Min	SHOOTING					REBOUNDING									
				FG	3PT	FT	O	D	T	A	PF	A	TO	BLK	STL	PTS	AVG	
SE Missouri State	Nov. 6	4	1-1	1.000	0-0	.000	0-0	.000	1	1	2	2.0	0	0	0	0	2	2.0
Northern Arizona	Nov. 12	3	0-0	.000	0-0	.000	0-0	.000	0	2	2	2.0	0	0	0	0	0	1.0

CAREER STATS

Year	GP	GS	MIN	MPG	FG	FGA	PCT	3PM	3PA	3PCT	FT	FTA	PCT	OFF	DEF	TOT	AVG	PF	AST	APG	TO	BLK	STL	PTS	PPG
2023-24 (Fr.)	2	0	7	3.5	1	1	100.0	0	0	0.0	0	0	0.0	1	3	4	2.0	0	0	0.0	0	0	0	2	1.0
Total	2	0	7	3.5	1	1	100.0	0	0	0.0	0	0	0.0	1	3	4	2.0	0	0	0.0	0	0	0	2	1.0

NOTES

THIS SEASON

- » **LEADER OFF THE BENCH:** Led GCU in scoring with 17 points off the bench in a Nov. 12 rout of Northern Arizona. Just the second GCU player to have a perfect field goal-shooting performance off the bench (min. 6+ makes).
- » **LOPES CONNECTION:** Mentored since fifth grade by fellow Fort Wayne native Vernard Hollins, a former pro basketball player who starred for Lopes assistant coach Ed Schilling's team when Schilling was the Wright State head coach.

OTHER NOTES

- » **AT LOUISVILLE:** Appeared in 60 games with 37 starts, tallying 355 points in two seasons with the Cardinals.
- » **BEST STRETCH:** Went on a late-season tear as a junior in 2021-22, averaging 17.6 points and 9.0 rebounds in his last five games while shooting 64.4% from the field. The stretch also included back-to-back double-doubles twice in his last four games, including 18 points and 11 rebounds at Virginia Tech and 24 points, a career-high 14 rebounds and three assists against Virginia on March 5.
- » **JUCO STAR:** Named the 2020-21 Great Rivers Athletic Conference Player of the Year as a sophomore at the Cartersville, Illinois, school.

GAME LOG

Opponent	Date	GS	Min	FG	SHOOTING				REBOUNDING											
					3PT	FT			O	D	T	A	PF	A	TO	BLK	STL	PTS	AVG	
SE Missouri State	Nov. 6		17	4-7	.571	0-0	.000	0-2	.000	4	5	9	9.0	1	1	2	0	1	8	8.0
Northern Arizona	Nov. 12		18	7-7	1.000	0-0	.000	3-5	.600	1	1	2	5.5	4	0	1	1	0	17	12.5



2

SYDNEY CURRY

FORWARD • SENIOR • 6-8 • 270

FORT WAYNE, IND.

NORTHROP HS

JOHN A. LOGAN COLLEGE / LOUISVILLE

CURRENT STATS

12.5	5.5	0.5	78.6	42.9	0.0
PPG	RPG	APG	FG%	FT%	3P%

TRACKING	Season	Career
10+ points	1	14
10+ rebounds	0	5
5+ assists	0	0
Double-doubles	0	4
Led team in points	1	8

CAREER HIGHS

POINTS	REBS	ASSISTS	3-PT M
28	19	3	--
at Wake Forest Feb. 26, 2022	vs. Florida A&M Dec. 17, 2022	3 times, last: vs. Virginia March 5, 2022	--
FT M	STEALS	BLOCKS	MINUTES
6	1	2	35
vs. Virginia March 5, 2022	12 times, last: vs. SEMO Nov. 6, 2023	2 times, last: vs. Florida A&M Dec. 17, 2022	at Clemson Jan. 11, 2023
1st Half		2nd Half	
POINTS	15, vs. Wake Forest Feb. 26, 2022	17, vs. Virginia March 5, 2022	
REB.	8, vs. Florida A&M Dec. 17, 2022	11, vs. Florida A&M Dec. 17, 2022	

PURPLE

shading denotes a career high set this season

SEASON HIGHS

POINTS	REBS	ASSISTS	3-PT M
17	9	1	--
vs. Northern Ariz. Nov. 12, 2023	vs. SEMO Nov. 6, 2023	vs. SEMO Nov. 6, 2023	--
FT M	STEALS	BLOCKS	MINUTES
3	1	1	18
vs. Northern Ariz. Nov. 12, 2023	vs. SEMO Nov. 6, 2023	vs. Northern Ariz. Nov. 12, 2023	vs. Northern Ariz. Nov. 12, 2023

CAREER STATS

(SHADING DENOTES PREVIOUS SCHOOLS)

Year	GP	GS	MIN	MPG	FG	FGA	PCT	3PM	3PA	3PCT	FT	FTA	PCT	OFF	DEF	TOT	AVG	PF	AST	APG	TO	BLK	STL	PTS	PPG
2021-22 (So.)	28	12	383	13.7	88	131	67.2	0	0	0.0	22	45	48.9	45	79	124	4.4	58	19	0.7	31	4	3	198	7.1
2022-23 (Jr.)	32	25	560	17.5	64	120	53.3	0	0	0.0	29	55	52.7	47	90	137	4.3	69	11	0.3	37	8	8	157	4.9
2023-24 (Sr.)	2	0	35	17.5	11	14	78.6	0	0	0.0	3	7	42.9	5	6	11	5.5	5	1	0.5	3	1	1	25	12.5
Total	62	37	978	15.8	163	265	61.5	0	0	0.0	54	107	50.5	97	175	272	4.4	132	31	0.5	71	13	12	380	6.1



5 LÖK
 WUR

FORWARD • SENIOR • 6-9 • 210
 NORTH OMAHA, NEB.
 PAPILLION LA VISTA SOUTH HS
 OREGON

CURRENT STATS

4.0	3.5	0.5	37.5	0.0	40.0
PPG	RPG	APG	FG%	FT%	3P%

TRACKING

	Season	Career
10+ points	0	0
10+ rebounds	0	0
5+ assists	0	0
Double-doubles	0	0
Led team in points	0	0

CAREER HIGHS

POINTS	REBS	ASSISTS	3-PT M
9	8	1	1
vs. Portland Dec. 17, 2022	vs. Utah Valley Dec. 20, 2022	11 times, last: vs. Northern Ariz. Nov. 12, 2023	15 times, last: vs. Northern Ariz. Nov. 12, 2023
FT M	STEALS	BLOCKS	MINUTES
4	1	2	24
2 times, last: at California Jan. 18, 2023	5 times, last: vs. Northern Ariz. Nov. 12, 2023	3 times, last: vs. Utah Jan. 28, 2023	vs. Portland Dec. 17, 2022
1st Half		2nd Half	
POINTS	5, vs. Portland Dec. 17, 2022	8, vs. Villanova Nov. 27, 2022	
REB.	3, vs. Utah Valley Dec. 20, 2022	5, (2x), last: Utah Valley Dec. 20, 2022	

PURPLE

shading denotes a career high set this season

SEASON HIGHS

POINTS	REBS	ASSISTS	3-PT M
5	4	1	1
vs. Northern Ariz. Nov. 12, 2023	vs. SEMO Nov. 6, 2023	vs. Northern Ariz. Nov. 12, 2023	2 times, last: vs. Northern Ariz. Nov. 12, 2023
FT M	STEALS	BLOCKS	MINUTES
--	1	1	16
--	vs. Northern Ariz. Nov. 12, 2023	vs. SEMO Nov. 6, 2023	vs. SEMO Nov. 6, 2023

NOTES

THIS SEASON

» **MOVE TO GCU:** Transfers after spending four seasons with Ducks program.

OTHER NOTES

- » **AS A DUCK:** Wur redshirted his first season at Oregon and played sparingly the next two years but became a rotation regular who started the Ducks' postseason games last season. When the Ducks went 2-1 in the 2023 NIT, Wur started each game, averaging 21.3 minutes, 5.7 points and 3.0 rebounds with 43% shooting.
- » **MOVING STATESIDE:** His mother moved to Omaha, Neb., from South Sudan one year before he was born.
- » **A GRAD:** Graduated from Oregon in June 2023 with a degree in Political Science and International Studies.
- » **LATE START:** Did not play on his first basketball team until seventh grade before rising to become a D-I prospect.

GAME LOG

Opponent	Date	GS	Min	SHOOTING					REBOUNDING										
				FG	3PT	FT	O	D	T	A	PF	A	TO	BLK	STL	PTS	AVG		
SE Missouri State	Nov. 6	16	1-4	.250	1-3	.333	0-0	.000	0	4	4	4.0	5	0	0	1	0	3	3.0
Northern Arizona	Nov. 12	15	2-4	.500	1-2	.500	0-0	.000	1	2	3	3.5	0	1	0	0	1	5	4.0

CAREER STATS

(SHADING DENOTES PREVIOUS SCHOOLS)

Year	GP	GS	MIN	MPG	FG	FGA	PCT	3PM	3PA	3PCT	FT	FTA	PCT	OFF	DEF	TOT	AVG	PF	AST	APG	TO	BLK	STL	PTS	PPG
2020-21 (Fr.)	11	0	61	5.5	6	13	46.2	2	6	33.3	3	4	75.0	5	7	12	1.1	9	1	0.1	6	3	0	17	1.5
2021-22 (So.)	12	0	51	4.3	3	11	27.3	2	7	28.6	3	4	75.0	0	8	8	0.7	3	2	0.2	1	3	1	11	0.9
2022-23 (Jr.)	28	3	301	10.8	22	59	37.3	9	30	30.0	19	26	73.1	21	41	62	2.2	27	7	0.3	10	9	3	72	2.6
2023-24 (Sr.)	2	0	31	15.5	3	8	37.5	2	5	40.0	0	0	0.0	1	6	7	3.5	5	1	0.5	0	1	1	8	4.0
Total	53	3	444	8.4	34	91	37.4	15	48	31.3	25	34	73.5	27	62	89	1.7	44	11	0.2	17	16	5	108	2.0



6 MALCOLM FLAGGS

GUARD • RS-FRESHMAN • 6-6 • 200
TUBA CITY, ARIZ.
HILLCREST PREP
ARIZONA STATE

CURRENT STATS

0.0	0.0	0.0	0.0	0.0	0.0
PPG	RPG	APG	FG%	FT%	3P%

TRACKING

	Season	Career
10+ points	0	0
10+ rebounds	0	0
5+ assists	0	0
Double-doubles	0	0
Led team in points	0	0

CAREER HIGHS

POINTS	REBS	ASSISTS	3-PT M
--	--	--	--
--	--	--	--
FT M	STEALS	BLOCKS	MINUTES
--	--	--	5
--	--	--	vs. SEMO Nov. 6, 2023
1st Half		2nd Half	

POINTS

REB.

PURPLE

shading denotes a career high set this season

SEASON HIGHS

POINTS	REBS	ASSISTS	3-PT M
--	--	--	--
--	--	--	--
FT M	STEALS	BLOCKS	MINUTES
--	--	--	5
--	--	--	vs. SEMO Nov. 6, 2023

NOTES

THIS SEASON

» **CROSSTOWN MOVE:** Transfers to GCU for second collegiate season after redshirting with Arizona State program in 2022-23.

OTHER NOTES

- » **CONNECTION WITH BRENNAN:** Flaggs was born in Tuba City, Arizona, where his father, Earl, was a high school coach before the family moved to Chandler. Brennan and Flaggs formed a brother-like relationship as high school teammates and with Flaggs' father training them. Both were on Arizona State roster in 2022-23 season and transferred to GCU together.
- » **BLOODLINES:** Flaggs was born on the Navajo reservation (the largest federally recognized tribe in the United States) before the family moved to Chandler when he was 2 years old. Makes frequent visits to reservation to visit family. His tattoos are a nod to his heritage, telling TheSunDevils.com, "I wear an arm sleeve on my left arm and make a purpose to leave out the four symbols. The four symbols mean strength, courage, prosperity, and change. Those four things mean a lot to me."

GAME LOG

Opponent	Date	GS	Min	FG	SHOOTING			FT	REBOUNDING							PTS	AVG
					3PT				O	D	T	A	PF	A	TO		
SE Missouri State	Nov. 6	5	0-0	.000	0-0	.000	0-0	.000	0	0	0	0.0	0	0	1	0	0.0
Northern Arizona	Nov. 12	1	0-0	.000	0-0	.000	0-0	.000	0	0	0	0.0	0	0	0	0	0.0

CAREER STATS

Year	GP	GS	MIN	MPG	FG	FGA	PCT	3PM	3PA	3PCT	FT	FTA	PCT	OFF	DEF	TOT	AVG	PF	AST	APG	TO	BLK	STL	PTS	PPG
2023-24 (Fr.)	2	0	6	3.0	0	0	0.0	0	0	0.0	0	0	0.0	0	0	0	0.0	0	0	0.0	1	0	0	0	0.0
Total	2	0	6	3.0	0	0	0.0	0	0	0.0	0	0	0.0	0	0	0	0.0	0	0	0.0	1	0	0	0	0.0



7 TYON GRANT-FOSTER

GUARD • SENIOR • 6-7 • 210
KANSAS CITY, KAN.
SCHLAGLE HS
INDIAN HILLS CC / KANSAS / DePAUL

CURRENT STATS

20.5	4.0	0.0	61.9	80.0	37.5
PPG	RPG	APG	FG%	FT%	3P%

TRACKING

	Season	D-I Career
10+ points	2	3
10+ rebounds	0	0
5+ assists	0	0
Double-doubles	0	0
Led team in points	1	1

CAREER HIGHS

POINTS	REBS	ASSISTS	3-PT M
30	8	1	2
vs. SEMO Nov. 6, 2023	vs. North Dakota St. Dec. 5, 2020	5 times, last: vs. Coppin State Nov. 10, 2021	vs. SEMO Nov. 6, 2023
FT M	STEALS	BLOCKS	MINUTES
8	3	2	27
vs. SEMO Nov. 6, 2023	vs. SEMO Nov. 6, 2023	3 times, last: vs. SEMO Nov. 6, 2023	vs. Northern Ariz. Nov. 12, 2023
1st Half	2nd Half		
POINTS	21, vs. SEMO Nov. 6, 2023	9, vs. SEMO Nov. 6, 2023	
REB.	5, vs. North Dakota State Dec. 5, 2020	3, vs. North Dakota State Dec. 5, 2020	

PURPLE

shading denotes a career high set this season

SEASON HIGHS

POINTS	REBS	ASSISTS	3-PT M
30	4	--	2
vs. SEMO Nov. 6, 2023	2 times, last: vs. Northern Ariz. Nov. 12, 2023	--	vs. SEMO Nov. 6, 2023
FT M	STEALS	BLOCKS	MINUTES
8	3	2	27
vs. SEMO Nov. 6, 2023	vs. SEMO Nov. 6, 2023	vs. SEMO Nov. 6, 2023	vs. Northern Ariz. Nov. 12, 2023

NOTES

THIS SEASON

» **WHAT A DEBUT:** Grabbed national attention when he scored a career-high 30 points in his return to action after nearly two full years away from official competition.

OTHER NOTES

- » **RETURN:** Limited to one college basketball game in the past two years, a graduate transfer who has not played since starting in the DePaul season opener on Nov. 16, 2021. Was hospitalized at halftime of that 2021 opener and he has been sidelined since then with a medical issue that was cleared by doctors in March 2023.
- » **AS A JAYHAWK:** Played his sophomore season for Kansas and appeared in 22 games. Scored a season-high 13 points against Omaha on Dec. 11, 2020. Recorded seven points and two rebounds against USC in the NCAA Tournament.
- » **FAMILY CONNECTION:** Cousin, Ish Wainwright, is a former Phoenix Suns and current Portland Trail Blazers power forward who played for GCU head coach Bryce Drew's brother, Scott, at Baylor. Wainwright was a frequent attendee of GCU games during his time with the Suns.

GAME LOG

Opponent	Date	GS	Min	FG	SHOOTING			FT	FT	REBOUNDING									
					3PT	3PT	3PT			O	D	T	A	PF	A	TO	BLK	STL	PTS
SE Missouri State	Nov. 6	*	24	10-15	.667	2-5	.400	8-11	.727	0	4	4	4.0	2	0	2	2	3	30
Northern Arizona	Nov. 12	*	27	3-6	.500	1-3	.333	4-4	1.000	0	4	4	4.0	4	0	4	0	2	20.5

CAREER STATS

(SHADING DENOTES PREVIOUS SCHOOLS)

Year	GP	GS	MIN	MPG	FG	FGA	PCT	3PM	3PA	3PCT	FT	FTA	PCT	OFF	DEF	TOT	AVG	PF	AST	APG	TO	BLK	STL	PTS	PPG
2020-21 (So.)	22	0	179	8.1	27	69	39.1	3	23	13.0	11	21	52.4	14	34	48	2.2	19	4	0.2	15	8	7	68	3.1
2021-22 (Jr.)	1	1	15	15.0	3	6	50.0	1	2	50.0	2	2	100.0	1	2	3	3.0	2	1	1.0	1	1	0	9	9.0
2023-24 (Sr.)	2	2	51	25.5	13	21	61.9	3	8	37.5	12	15	80.0	0	8	8	4.0	6	0	0.0	6	2	5	41	20.5
Total	25	3	245	9.8	43	96	44.8	7	33	21.2	25	38	65.8	15	44	59	2.4	27	5	0.2	22	11	12	118	4.7



8 COLLIN MOORE

GUARD • JUNIOR • 6-4 • 205
NORTH LITTLE ROCK, ARK.
SUNRISE CHRISTIAN ACADEMY
GEORGIA STATE

CURRENT STATS

10.0	4.5	3.0	41.2	100.0	25.0
PPG	RPG	APG	FG%	FT%	3P%

TRACKING

	Season	Career
10+ points	1	16
10+ rebounds	0	1
5+ assists	0	1
Double-doubles	0	0
Led team in points	0	6

CAREER HIGHS

POINTS	REBS	ASSISTS	3-PT M
28	11	5	4
vs. Marshall Feb. 11, 2023	vs. Georgia Southern Feb. 2, 2023	vs. Carver College Dec. 18, 2020	at Coastal Carolina Feb. 16, 2023
FT M	STEALS	BLOCKS	MINUTES
11	5	3	39
vs. Texas State Feb. 28, 2023	vs. Marshall Feb. 11, 2023	vs. Appalachian St. Feb. 22, 2023	vs. Marshall Feb. 11, 2023
1st Half		2nd Half	
POINTS	13, vs. Marshall Feb. 11, 2023	15 (2x), last: vs. Texas St. Feb. 28, 2023	
REB.	5, vs. Georgia Southern Feb. 2, 2023	6, vs. Georgia Southern Feb. 2, 2023	

PURPLE

shading denotes a career high set this season

SEASON HIGHS

POINTS	REBS	ASSISTS	3-PT M
12	5	4	1
vs. Northern Ariz. Nov. 12, 2023	vs. Northern Ariz. Nov. 12, 2023	vs. Northern Ariz. Nov. 12, 2023	vs. Northern Ariz. Nov. 12, 2023
FT M	STEALS	BLOCKS	MINUTES
4	4	1	28
vs. SEMO Nov. 6, 2023	vs. Northern Ariz. Nov. 12, 2023	vs. Northern Ariz. Nov. 12, 2023	vs. SEMO Nov. 6, 2023

NOTES

THIS SEASON

- » **PESKY DEFENDER:** It's hard to miss Collin Moore on the defensive end. To begin his Lopes career, Moore has logged three and four steals, respectively. Only 23 players have had multiple games of 3+ steals in GCU's D-I era, and Moore has done it in his first two games.
- » **CROSS-COUNTRY MOVE:** Makes a similar East Coast-to-desert transition as Ray Harrison did last offseason, moving from Georgia State, where he averaged 14.2 ppg last year.

OTHER NOTES

- » **INJURY RETURN:** Made a big impact for Panthers after missing the first 18 games of 2022-23 with thumb injury. Returned on Jan. 19, 2023, vs. Old Dominion. Led the team with 14.2 points per game and 28 steals in 13 games. Scored in double figures in 10 of his 18 games, including the final six contests, when he averaged 18.7 points on 51.4% shooting.
- » **TOURNEY EXPERIENCE:** Helped lead Georgia State to an 18-11 mark in 2021-22, a 2022 Sun Belt Tournament Championship and an NCAA tournament appearance.

GAME LOG

Opponent	Date	GS	Min	FG	SHOOTING			FT	FT	REBOUNDING									
					3PT	3PT	3PT			O	D	T	A	PF	A	TO	BLK	STL	PTS
SE Missouri State	Nov. 6	*	28	2-7	.286	0-2	.000	4-4	1.000	2	2	4	4.0	1	2	1	0	3	8.0
Northern Arizona	Nov. 12	*	27	5-10	.500	1-2	.500	1-1	1.000	0	5	5	4.5	0	4	2	1	4	10.0

CAREER STATS

(SHADING DENOTES PREVIOUS SCHOOLS)

Year	GP	GS	MIN	MPG	FG	FGA	PCT	3PM	3PA	3PCT	FT	FTA	PCT	OFF	DEF	TOT	AVG	PF	AST	APG	TO	BLK	STL	PTS	PPG
2020-21 (Fr.)	20	2	305	15.3	32	82	39.0	9	42	21.4	16	22	72.7	9	38	47	2.4	26	21	1.1	16	8	22	89	4.5
2021-22 (So.)	19	0	155	8.2	11	32	34.4	5	15	33.3	7	10	70.0	12	15	27	1.4	13	9	0.5	11	4	8	34	1.8
2022-23 (Jr.)	13	11	396	30.5	59	123	48.0	20	56	35.7	46	67	68.7	9	47	56	4.3	39	13	1.0	31	10	28	184	14.2
2023-24 (Sr.)	2	2	55	27.5	7	17	41.2	1	4	25.0	5	5	100.0	2	7	9	4.5	1	6	3.0	3	1	7	20	10.0
Total	54	15	911	16.9	109	254	42.9	35	117	29.9	74	104	71.2	32	107	139	2.6	79	49	0.9	61	23	65	327	6.1



10 JOVAN BLACKSHER JR.

GUARD • SENIOR • 5-11 • 165
OAKLAND, CALIF.
SHADOW MOUNTAIN HS

CURRENT STATS

0.0	0.0	0.0	0.0	0.0	0.0
PPG	RPG	APG	FG%	FT%	3P%

TRACKING	Season	Career
10+ points	0	68
10+ rebounds	0	3
5+ assists	0	40
Double-doubles	0	2
Led team in points	0	26

CAREER HIGHS

POINTS	REBS	ASSISTS	3-PT M
26	12	10	5
vs. Seattle U Feb. 3, 2022	vs. Kansas City Feb. 13, 2020	vs. Montana St. Nov. 19, 2019	vs. Chicago St. Dec. 30, 2021
FT M	STEALS	BLOCKS	MINUTES
7	7	2	41
3 times, last: vs. Cal Baptist Feb. 5, 2022	vs. Grambling Nov. 18, 2022	vs. N. Iowa Nov. 22, 2022	vs. Kansas City Feb. 13, 2020
1st Half		2nd Half	
POINTS	15 , vs. New Mexico St. March 13, 2021		17 , vs. Seattle U Feb. 3, 2022
REB.	6 , (2x) last: vs. Miss Val Dec. 1, 2020		6 , (2x) last: vs. ILL. State Nov. 25, 2019

PURPLE

shading denotes a career high set this season

SEASON HIGHS

POINTS	REBS	ASSISTS	3-PT M
--	--	--	--
FT M	STEALS	BLOCKS	MINUTES
--	--	--	--

NOTES

THIS SEASON

» **RETURN FOR 5TH:** Set for fifth season with Lopes. Will begin season unavailable while working to return from last year's injury.

OTHER NOTES

- » **INJURY:** Sustained a season-ending knee injury at Sam Houston on Jan. 5.
- » **PRESEASON MVP:** Named the 2022 WAC Preseason Player of the Year by the conference's coaches and media. Blacksher joined a line of GCU players to earn the accolade that includes Josh Braun (2016-17) and Alessandro Lever (2018-19).
- » **ALL-WAC:** Followed up his 2020-21 campaign (second teamer) with an All-WAC First-Team pick in 2021-22. Blacksher led GCU and ranked seventh in the WAC in scoring at 15.8 points per game. Also ranked fourth in the conference in assists per game (4.0) and seventh in steals per game (1.7).
- » **1K:** Became the fourth member of GCU's 1,000-point club in the program's Division I era on Feb. 16, 2022, needing less than three seasons to join DeWayne Russell, Joshua Braun and Alessandro Lever. Was GCU's 26th player to accomplish the feat all-time. Is now 15th among GCU's career scoring leaderboards and fourth at the D-I level.

GAME LOG

Opponent	Date	GS	Min	FG	SHOOTING		REBOUNDING									
					3PT	FT	O	D	T	A	PF	A	TO	BLK	STL	PTS
SE Missouri State	Nov. 6						DNP - injury									
Northern Arizona	Nov. 12						DNP - injury									

CAREER STATS

Year	GP	GS	MIN	MPG	FG	FGA	PCT	3PM	3PA	3PCT	FT	FTA	PCT	OFF	DEF	TOT	AVG	PF	AST	APG	TO	BLK	STL	PTS	PPG
2019-20 (Fr.)	30	30	1,038	34.6	112	266	42.1	23	86	26.7	75	100	75.0	18	146	164	5.5	68	109	3.6	62	1	48	322	10.7
2020-21 (So.)	24	24	774	32.3	106	256	41.4	31	96	32.3	46	57	80.7	14	74	88	3.7	46	130	5.4	54	2	38	289	12.0
2021-22 (So.)	31	31	1,028	33.2	178	428	41.6	61	155	39.4	73	99	73.7	11	77	88	2.8	62	124	4.0	61	2	53	490	15.8
2022-23 (Jr.)	12	12	331	27.6	46	118	39.0	10	41	24.4	26	32	81.3	4	24	28	2.3	22	29	2.4	18	3	18	128	10.7
2023-24 (Sr.)	0	0	0	0.0	0	0	0.0	0	0	0.0	0	0	0.0	0	0	0	0.0	0	0	0.0	0	0	0	0	0.0
Total	97	97	3,171	32.7	442	1,068	41.4	125	378	33.1	220	288	76.4	47	321	368	3.8	198	392	4.0	195	8	157	1,229	12.7



11 CALEB SHAW

GUARD • SOPHOMORE • 6-5 • 205
PHOENIX, ARIZ.
VALLEY CHRISTIAN HS
NORTHERN COLORADO

CURRENT STATS

0.0	0.0	0.0	0.0	0.0	0.0
PPG	RPG	APG	FG%	FT%	3P%

TRACKING

	Season	Career
10+ points	0	4
10+ rebounds	0	0
5+ assists	0	0
Double-doubles	0	0
Led team in points	0	0

CAREER HIGHS

POINTS	REBS	ASSISTS	3-PT M
19	7	2	5
vs. Jacksonville St. Nov. 26, 2022	vs. Tex. A&M Commerce Nov. 11, 2022	4 times, last: at Weber State Dec. 29, 2022	vs. Tex. A&M Commerce Nov. 11, 2022
FT M	STEALS	BLOCKS	MINUTES
7	1	1	26
vs. N. Dakota State Nov. 25, 2022	9 times, last: at E. Washington Feb. 18, 2023	3 times, last: vs. Montana State Jan. 5, 2023	2 times, last: at New Mexico Nov. 27, 2022

1st Half

2nd Half

POINTS

REB.

PURPLE

shading denotes a career high set this season

SEASON HIGHS

POINTS	REBS	ASSISTS	3-PT M
--	--	--	--
--	--	--	--
FT M	STEALS	BLOCKS	MINUTES
--	--	--	--
--	--	--	--

NOTES

THIS SEASON

» **FAMILY:** Transfers to GCU where he will join fellow Lope Isaiah Shaw (brother), assistant coach Casey Shaw (father) and head coach Bryce Drew (uncle). Teams up with Isaiah for GCU's second brother duo of the D-I era (Tim and Michael Finke in 2018-19).

OTHER NOTES

- » **TRUE FRESHMAN CONTRIBUTOR:** Began college career at Northern Colorado in 2022-23. Played in all 32 games as a true freshman, averaging 17.1 minutes to rank fifth on the team behind two graduate students and two seniors. His 166 points on the season were the most by a Bears freshman since Big Sky Freshman of the Year Bodie Hume scored 347 in 2018-19.
- » **COLLEGE READY:** Growing up with a D-I basketball assistant for a father and D-I player for an older brother, proved ready for D-I basketball almost immediately. Scored in double figures in half of his first eight career games, including an 18-point outburst in his second collegiate game against Texas A&M-Commerce on Nov. 11. He shot 5-of-6 from 3-point range and pulled in a season-high seven rebounds.
- » **OLDER OR YOUNGER?:** Although being born 1 year, 5 months and 2 days later than Isaiah, younger brother Caleb is a sophomore and older brother Isaiah is a redshirt freshman. Isaiah redshirted his first two seasons with the Lopes (one standard and one medical.)

GAME LOG

Opponent	Date	GS	Min	FG	SHOOTING		FT	REBOUNDING							PTS	AVG
					3PT			O	D	T	A	PF	A	TO		
SE Missouri State	Nov. 6						DNP - redshirt									
Northern Arizona	Nov. 12						DNP - redshirt									

CAREER STATS

(SHADING DENOTES PREVIOUS SCHOOLS)

Year	GP	GS	MIN	MPG	FG	FGA	PCT	3PM	3PA	3PCT	FT	FTA	PCT	OFF	DEF	TOT	AVG	PF	AST	APG	TO	BLK	STL	PTS	PPG
2022-23 (Fr.)	32	1	55.1	17.2	57	152	37.5	21	78	26.9	31	51	60.8	17	56	73	2.3	47	18	0.6	34	3	9	166	5.2
2023-24 (So.)	0	0	0	0.0	0	0	0.0	0	0	0.0	0	0	0.0	0	0	0	0.0	0	0	0.0	0	0	0	0	0.0
Total	32	1	55.1	17.2	57	152	37.5	21	78	26.9	31	51	60.8	17	56	73	2.3	47	18	0.6	34	3	9	166	5.2



12 MARQUESE JOSEPHS

GUARD • FRESHMAN • 6-1 • 195
TORONTO, CANADA
DREAM CITY CHRISTIAN SCHOOL

CURRENT STATS

4.0	0.0	0.0	100.0	100.0	0.0
PPG	RPG	APG	FG%	FT%	3P%

TRACKING

	Season	Career
10+ points	0	0
10+ rebounds	0	0
5+ assists	0	0
Double-doubles	0	0
Led team in points	0	0

CAREER HIGHS

POINTS	REBS	ASSISTS	3-PT M
4	--	--	--
2 times, last: vs. Northern Ariz. Nov. 12, 2023			
FT M	STEALS	BLOCKS	MINUTES
4	--	--	5
vs. Northern Ariz. Nov. 12, 2023		--	vs. SEMO Nov. 6, 2023
1st Half		2nd Half	
POINTS		4 (2x), last: vs. NAU Nov. 12, 2023	
REB.			

PURPLE

shading denotes a career high set this season

SEASON HIGHS

POINTS	REBS	ASSISTS	3-PT M
4	--	--	--
2 times, last: vs. Northern Ariz. Nov. 12, 2023			
FT M	STEALS	BLOCKS	MINUTES
4	--	--	5
vs. Northern Ariz. Nov. 12, 2023		vs. SEMO Nov. 6, 2023	

NOTES

THIS SEASON

» **NICE START:** Has seen late-game action in each of the first two games of his college career and has not missed a shot: two field goals and four free throws.

OTHER NOTES

» **CANADA -> USA:** Moved from the Toronto area to Phoenix before his high school junior year in pursuit of a dream to play college basketball and be his hoop family's first university student. Attended seven GCU basketball games while in Phoenix.

» **DREAM OF GCU:** Long dreamed of playing basketball for GCU and finally got offer from head coach Bryce Drew in the Summer of 2023. "When I visited last year with my parents, I said, 'This is where I need to be,' All I was waiting for was an offer."

GAME LOG

Opponent	Date	GS	Min	FG	SHOOTING			FT	REBOUNDING							PTS	AVG
					3PT				O	D	T	A	PF	A	TO		
SE Missouri State	Nov. 6	5	2-2	1.000	0-0	.000	0-0	.000	0	0	0	0.0	0	0	1	0	4.0
Northern Arizona	Nov. 12	3	0-0	.000	0-0	.000	4-4	1.000	0	0	0	0.0	0	0	1	0	4.0

CAREER STATS

Year	GP	GS	MIN	MPG	FG	FGA	PCT	3PM	3PA	3PCT	FT	FTA	PCT	OFF	DEF	TOT	AVG	PF	AST	APG	TO	BLK	STL	PTS	PPG
2023-24 (Fr.)	2	0	8	4.0	2	2	100.0	0	0	0.0	4	4	100.0	0	0	0	0.0	0	0	0.0	2	0	0	8	4.0
Total	2	0	8	4.0	2	2	100.0	0	0	0.0	4	4	100.0	0	0	0	0.0	0	0	0.0	2	0	0	8	4.0



21

NOAH AMENHAUSER

CENTER • FRESHMAN • 7-0 • 250

GOODYEAR, ARIZ.

ESTRELLA FOOTHILLS HS

CURRENT STATS

0.0	0.0	0.0	0.0	0.0	0.0
PPG	RPG	APG	FG%	FT%	3P%

TRACKING

	Season	Career
10+ points	0	0
10+ rebounds	0	0
5+ assists	0	0
Double-doubles	0	0
Led team in points	0	0

CAREER HIGHS

POINTS	REBS	ASSISTS	3-PT M
--	--	--	--
--	--	--	--

FT M	STEALS	BLOCKS	MINUTES
--	--	1	4
--	--	vs. SEMO Nov. 6, 2023	vs. SEMO Nov. 6, 2023

1st Half

2nd Half

POINTS

REB.

PURPLE

shading denotes a career high set this season

SEASON HIGHS

POINTS	REBS	ASSISTS	3-PT M
--	--	--	--
--	--	--	--

FT M	STEALS	BLOCKS	MINUTES
--	--	1	4
--	--	vs. SEMO Nov. 6, 2023	vs. SEMO Nov. 6, 2023

NOTES

THIS SEASON

» YEAR 1: Set for first collegiate season.

OTHER NOTES

» RETURN FROM INJURY: Cleared to return to basketball this summer after successful recovery from high school injury.

» MULTI-SPORT: Also competed in swimming and volleyball. High school coach: "There is no doubt that swim and volleyball have made him a better basketball player. Along with the competitive aspect of swim, he will come into our practices in great shape."

» GCU ROOTS: Mom, Heather (nee Guiney), played basketball at GCU from 1994 to 2000.

» CHRISTIAN STUDIES: Majoring in Christian Studies: "The dream is for basketball to work out overseas or the NBA. But if it doesn't work out, I want to be a high school pastor. So having those Monday chapels with the arena filled and to have that love and connection with Christ, you don't have that on any other campus. It is a big reason why I decided to come there."

GAME LOG

Opponent	Date	GS	Min	FG	SHOOTING			FT	REBOUNDING							PTS	AVG
					3PT				O	D	T	A	PF	A	TO		
SE Missouri State	Nov. 6	4	0-0	.000	0-0	.000	0-0	.000	0	0	0	0.0	0	0	0	1	0
Northern Arizona	Nov. 12	2	0-0	.000	0-0	.000	0-0	.000	0	0	0	0.0	0	0	0	0	0

CAREER STATS

Year	GP	GS	MIN	MPG	FG	FGA	PCT	3PM	3PA	3PCT	FT	FTA	PCT	OFF	DEF	TOT	AVG	PF	AST	APG	TO	BLK	STL	PTS	PPG
2023-24 (Fr.)	2	0	6	3.0	0	0	0.0	0	0	0.0	0	0	0.0	0	0	0	0.0	0	0	0.0	0	1	0	0	0.0
Total	2	0	6	3.0	0	0	0.0	0	0	0.0	0	0	0.0	0	0	0	0.0	0	0	0.0	0	1	0	0	0.0



22 JOSH BAKER

GUARD • SENIOR • 6-4 • 185
PHOENIX, ARIZ.
McCLINTOCK HS
HUTCHINSON CC ('19-21), UNLV ('21-22)

CURRENT STATS

7.0	0.0	1.0	66.7	100.0	50.0
PPG	RPG	APG	FG%	FT%	3P%

TRACKING

	Season	Career
10+ points	0	8
10+ rebounds	0	0
5+ assists	0	2
Double-doubles	0	0
Led team in points	0	0

CAREER HIGHS

POINTS	REBS	ASSISTS	3-PT M
14	7	6	4
vs. Utah Tech Jan. 18, 2023	vs. Pepperdine Dec. 17, 2022	2 times, last: vs. Park (AZ) Feb. 21, 2023	vs. Utah Tech Jan. 18, 2023
FT M	STEALS	BLOCKS	MINUTES
6	4	2	34
3 times, last: at Wyoming Dec. 3, 2022	2 times, last: vs. Park (AZ) Feb. 21, 2023	at Calif. Baptist Dec. 29, 2022	vs. Utah Tech Jan. 18, 2023
1st Half		2nd Half	
POINTS	13, vs. Northern Iowa Nov. 22, 2022	10, vs. SD Christian Nov. 9, 2022	
REB.	4 (3x), last: vs. LMU Dec. 7, 2022	4 (2x), last: vs. Pep. Dec. 17, 2022	

PURPLE

shading denotes a career high set this season

SEASON HIGHS

POINTS	REBS	ASSISTS	3-PT M
7	--	1	1
vs. Northern Ariz. Nov. 12, 2023	--	vs. Northern Ariz. Nov. 12, 2023	vs. Northern Ariz. Nov. 12, 2023
FT M	STEALS	BLOCKS	MINUTES
2	--	1	14
vs. Northern Ariz. Nov. 12, 2023	--	vs. Northern Ariz. Nov. 12, 2023	vs. Northern Ariz. Nov. 12, 2023

NOTES

THIS SEASON

» SENIOR SEASON: Returned from shoulder surgery to appear off the bench in GCU's rout of Northern Arizona on Nov. 12.

OTHER NOTES

» RETURNED HOME: After two years at Hutchinson CC in Kansas and one year at UNLV in 2021-22, returned to Phoenix. "It's overwhelming. I knew I had a lot of love in this city, but seeing it and actually feeling it is different. Playing in my hometown means everything. I honestly didn't know how big it was going to be for me when I was making the decision, but now I'm feeling the love. I'm learning how many people I represent, my family, myself, everybody in my neighborhood and community. It's big and I'm loving it."

» IN VEGAS: Appeared in 25 games and started 12 of them in his lone season with the Runnin' Rebels. Was tied for fifth in the nation in free throw percentage (93.5%) among individuals with at least 30 attempts.

» BLOODLINES: Older brother, Jordan, played basketball professionally in China and Mexico.

GAME LOG

Opponent	Date	GS	Min	FG	SHOOTING			FT	REBOUNDING										
					3PT				O	D	T	A	PF	A	TO	BLK	STL	PTS	AVG
SE Missouri State	Nov. 6								DNP - injury										
Northern Arizona	Nov. 12	14	2-3	.667	1-2	.500	2-2	1.000	0	0	0	0.0	1	1	1	1	0	7	7.0

CAREER STATS

(SHADING DENOTES PREVIOUS SCHOOLS)

Year	GP	GS	MIN	MPG	FG	FGA	PCT	3PM	3PA	3PCT	FT	FTA	PCT	OFF	DEF	TOT	AVG	PF	AST	APG	TO	BLK	STL	PTS	PPG
2021-22 (So.)	25	12	416	16.6	27	75	36.0	14	53	26.4	29	31	93.5	8	21	29	1.2	26	34	1.4	15	2	8	97	3.9
2022-23 (Jr.)	31	16	655	21.1	61	159	38.4	34	95	35.8	24	34	70.6	6	68	74	2.4	56	70	2.3	48	8	20	180	5.8
2023-24 (Sr.)	1	0	14	14.0	2	3	66.7	1	2	50.0	2	2	100.0	0	0	0	0.0	1	1	1.0	1	1	0	7	7.0
Total	57	28	1085	19.0	90	237	38.0	49	150	32.7	55	67	82.1	14	89	103	1.8	83	105	1.8	64	11	28	284	5.0

24

DUKE BRENNAN

FORWARD • SOPHOMORE • 6-10 • 250

CHANDLER, ARIZ.

HILLCREST PREP

ARIZONA STATE

CURRENT STATS

9.0	6.5	0.0	58.3	57.1	0.0
PPG	RPG	APG	FG%	FT%	3P%

TRACKING	Season	Career
10+ points	1	2
10+ rebounds	1	1
5+ assists	0	0
Double-doubles	1	1
Led team in points	0	1

CAREER HIGHS

POINTS	REBS	ASSISTS	3-PT M
12	10	1	--
2 times, last: vs. SEMO Nov. 6, 2023	vs. SEMO Nov. 6, 2023	5 times, last: vs. Arizona March 10, 2023	-- --
FT M	STEALS	BLOCKS	MINUTES
6	1	3	27
at San Francisco Dec. 21, 2022	8 times, last: vs. SEMO Nov. 6, 2023	at Oregon State Jan. 14, 2023	at Cal Feb. 11, 2023
1st Half		2nd Half	
POINTS	10, vs. SEMO Nov. 6, 2023	6, at San Francisco Dec. 21, 2022	
REB.	8, vs. SEMO Nov. 6, 2023	4, at San Francisco Dec. 21, 2022	

PURPLE

shading denotes a career high set this season

SEASON HIGHS

POINTS	REBS	ASSISTS	3-PT M
12	10	--	--
vs. SEMO Nov. 6, 2023	vs. SEMO Nov. 6, 2023	--	--
FT M	STEALS	BLOCKS	MINUTES
2	2	1	19
2 times, last: vs. Northern Ariz. Nov. 12, 2023	vs. Northern Ariz. Nov. 12, 2023	vs. Northern Ariz. Nov. 12, 2023	vs. SEMO Nov. 6, 2023

NOTES

THIS SEASON

» **QUICK DOUBLE-DOUBLE:** Logged first career double-double in first game as a Lope against SEMO on Nov. 6.

OTHER NOTES

- » **FRESHMAN RECORD HOLDER:** Was one of four Sun Devils to appear in all 36 of the team's games. Set the program's all-time record for most games played by a freshman.
- » **FLAGGS CONNECTION:** Best friends with Lopes teammate Malcolm Flaggs and both transferred from Arizona State. Formed a "brother-like relationship" as high school teammates and with Flaggs' father training them.
- » **ATHLETIC FAMILY:** Father, Bill, played college football at Cal State Fullerton from 1986 to 1989. Sister, Breann, played golf at Utah Valley in 2019-20. Has a long list of accomplished athletes in his extended family including: cousin, Brent, played football at UCLA and is the head football coach at San Jose State; second cousin, Colt, was a Heisman finalist as Hawaii's quarterback who had stints in the NFL; grandfather, Bill, played football at Santa Clara; other cousins have played basketball at Kansas (Dillon Wilhite), football at Arizona (Brad Brennan) and volleyball at USC and Georgetown (Brennan and Peyton Wilhite).

GAME LOG

Opponent	Date	GS	Min	FG	SHOOTING			FT	REBOUNDING										
					3PT				O	D	T	A	PF	A	TO	BLK	STL	PTS	AVG
SE Missouri State	Nov. 6	*	19	5-6	.833	0-0	.000	2-3	.667	3	7	10	10.0	4	0	3	0	12	12.0
Northern Arizona	Nov. 12	*	18	2-6	.333	0-0	.000	2-4	.500	2	1	3	6.5	3	0	0	1	6	9.0

CAREER STATS

(SHADING DENOTES PREVIOUS SCHOOLS)

Year	GP	GS	MIN	MPG	FG	FGA	PCT	3PM	3PA	3PCT	FT	FTA	PCT	OFF	DEF	TOT	AVG	PF	AST	APG	TO	BLK	STL	PTS	PPG
2022-23 (Fr.)	35	1	301	8.6	23	46	50.0	0	0	0.0	29	46	63.0	41	38	79	2.3	58	5	0.1	13	17	7	75	2.1
2023-24 (So.)	2	2	37	18.5	7	12	58.3	0	0	0.0	4	7	57.1	5	8	13	6.5	7	0	0.0	3	1	3	18	9.0
Total	37	3	338	9.1	30	58	51.7	0	0	0.0	33	53	62.3	46	46	92	2.5	65	5	0.1	16	18	10	93	2.5



30 GABE MCGLOTHAN

FORWARD • RS-SENIOR • 6-7 • 235
GILBERT, ARIZ.
BASHA HS
SOUTHEAST MISSOURI STATE ('18-19)

CURRENT STATS

6.0	9.5	2.0	44.4	50.0	16.7
PPG	RPG	APG	FG%	FT%	3P%

TRACKING

	Season	Career
10+ points	0	47
10+ rebounds	1	23
5+ assists	0	0
Double-doubles	0	16
Led team in points	0	10

CAREER HIGHS

POINTS	REBS	ASSISTS	3-PT M
35	18	3	5
vs. Seattle U March 9, 2023	vs. Northern Iowa Nov. 22, 2022	8 times, last: vs. SEMO Nov. 6, 2023	vs. Seattle U March 9, 2023
FT M	STEALS	BLOCKS	MINUTES
12	3	4	40
vs. Pepperdine Dec. 17, 2022	3 times, last: vs. Loyola Marymount Dec. 7, 2022	at Miss. Valley St. Dec. 4, 2018	vs. SIU-Edwardsville Jan. 24, 2019
1st Half		2nd Half	
POINTS	18, vs. UTRGV Feb. 15, 2023		21, at UT Martin Feb. 14, 2019
REB.	9, (2x) last vs. N. Iowa Nov. 22, 2022		9, (4x) last vs. N. Iowa Nov. 22, 2022

PURPLE

shading denotes a career high set this season

SEASON HIGHS

POINTS	REBS	ASSISTS	3-PT M
7	14	3	1
vs. Northern Ariz. Nov. 12, 2023	vs. Northern Ariz. Nov. 12, 2023	vs. SEMO Nov. 6, 2023	vs. SEMO Nov. 6, 2023
FT M	STEALS	BLOCKS	MINUTES
2	1	1	29
vs. SEMO Nov. 6, 2023	vs. Northern Ariz. Nov. 12, 2023	2 times, last: vs. Northern Ariz. Nov. 12, 2023	vs. Northern Ariz. Nov. 12, 2023

NOTES

THIS SEASON

- » **PRESEASON HONORS:** One of five individuals selected to the 2023 Preseason All-WAC team.
- » **REBOUND COUNTDOWN:** Needs **six** rebounds to become GCU's leading rebounder at the D-I level (Keonta Vernon, 631).
- » **1,000-POINT COUNTDOWN:** While he's already eclipsed 1,000 points for his college career, he's also staring down the 1,000-point marker in his Lopes career alone. McGlothan needs **96** points to become the 27th member of GCU's 1,000-point club.

OTHER NOTES

- » **TOURNEY RUN:** Helped lead GCU to WAC Tournament quarterfinal win over Seattle U with a career-high of 35 points on March 9. Landed on the All-Tournament team.
- » **ALL-WAC:** After being named to the Preseason All-WAC second team, lived up to the hype with a second-team selection in 2022-23.
- » **STARTER:** Earned first GCU start in second game of 2021-22 season and has started every game since.
- » **GCU CONNECTION:** Brother, Aidan, played soccer at GCU from 2014-17.

GAME LOG

Opponent	Date	GS	Min	FG	SHOOTING			FT	FT	REBOUNDING									
					3PT	3PT	3PT			O	D	T	A	PF	A	TO	BLK	STL	PTS
SE Missouri State	Nov. 6	*	28	1-4	.250	1-4	.250	2-2	1.000	2	3	5	5.0	2	3	4	1	0	5
Northern Arizona	Nov. 12	*	29	3-5	.600	0-2	.000	1-4	.250	5	9	14	9.5	1	1	0	1	1	7

CAREER STATS

(SHADING DENOTES PREVIOUS SCHOOLS)

Year	GP	GS	MIN	MPG	FG	FGA	PCT	3PM	3PA	3PCT	FT	FTA	PCT	OFF	DEF	TOT	AVG	PF	AST	APG	TO	BLK	STL	PTS	PPG
2018-19 (Fr.)	31	11	670	21.6	93	204	45.6	21	60	35.0	26	43	60.5	58	134	192	6.2	98	29	0.9	41	20	20	233	7.5
2020-21 (So.)	24	0	404	16.8	57	98	58.2	5	15	33.3	28	42	66.7	44	84	128	5.3	60	14	0.6	24	6	7	147	6.1
2021-22 (So.)	31	30	815	26.3	97	222	43.7	36	110	32.7	57	78	73.1	54	151	205	6.6	86	23	0.7	46	12	20	287	9.3
2022-23 (Jr.)	36	36	1039	28.9	169	324	52.2	37	107	34.6	85	119	71.4	86	188	274	7.6	93	31	0.9	61	22	21	460	12.8
2023-24 (Sr.)	2	2	57	28.5	4	9	44.4	1	6	16.7	3	6	50.0	7	12	19	9.5	3	4	2.0	4	2	1	12	6.0
Total	124	79	2985	24.1	420	857	49.0	100	298	33.6	199	288	69.1	249	569	818	6.6	340	101	0.8	176	62	69	1139	9.2



33 ISAIAH SHAW

GUARD • RS-FRESHMAN • 6-8 • 205
ROME, ITALY
DAVIDSON ACADEMY
PHH PREP

CURRENT STATS

10.5	1.0	0.5	54.5	100.0	55.6
PPG	RPG	APG	FG%	FT%	3P%

TRACKING

	Season	Career
10+ points	1	2
10+ rebounds	0	0
5+ assists	0	0
Double-doubles	0	0
Led team in points	0	0

CAREER HIGHS

POINTS	REBS	ASSISTS	3-PT M
13	6	2	3
vs. SEMO Nov. 6, 2023	vs. Benedictine Nov. 26, 2022	2 times, last: vs. Benedictine Nov. 26, 2022	vs. SEMO Nov. 6, 2023
FT M	STEALS	BLOCKS	MINUTES
2	1	1	23
3 times, last: vs. Northern Ariz. Nov. 12, 2023	3 times, last: vs. SEMO Nov. 6, 2023	vs. SEMO Nov. 6, 2023	vs. Benedictine Nov. 26, 2022
1st Half		2nd Half	
POINTS	6, vs. SEMO Nov. 6, 2023		11, vs. Benedictine Nov. 26, 2022
REB.	2, vs. Benedictine Nov. 26, 2022		4, vs. Benedictine Nov. 26, 2022

PURPLE

shading denotes a career high set this season

SEASON HIGHS

POINTS	REBS	ASSISTS	3-PT M
13	1	1	3
vs. SEMO Nov. 6, 2023	2 times, last: vs. Northern Ariz. Nov. 12, 2023	vs. Northern Ariz. Nov. 12, 2023	vs. SEMO Nov. 6, 2023
FT M	STEALS	BLOCKS	MINUTES
2	1	1	22
2 times, last: vs. Northern Ariz. Nov. 12, 2023	vs. SEMO Nov. 6, 2023	vs. SEMO Nov. 6, 2023	vs. SEMO Nov. 6, 2023

NOTES

THIS SEASON

» **INJURY RETURN:** Cleared to return to floor after missing time for knee injury sustained in a practice leading up to Dec. 17's game against Pepperdine last season.

OTHER NOTES

- » **PHOENIX BALL:** Moved to Phoenix in 2020 after father, Casey, accepted coaching position at GCU. Spent year refining game at PHH Prep.
- » **BLOODLINES:** Father, Casey, played at Toledo, was a pick of the Philadelphia 76ers in the 1998 NBA Draft, had a lengthy international pro career and is currently an assistant coach on the Lopes staff. Uncle, Bryce, is GCU's head coach. Mother, Dana, was a standout basketball player at Toledo.
- » **FAMILY:** Joined by younger brother, Caleb, a Northern Colorado transfer. Teams up with Caleb for GCU's second brother duo of the D-I era (Tim and Michael Finke in 2018-19).
- » **OLDER OR YOUNGER?:** Although being born 1 year, 5 months and 2 days earlier than Caleb, younger brother Caleb is a sophomore and older brother Isaiah is a redshirt freshman. Isaiah redshirted his first two seasons with the Lopes (one standard and one medical.)

GAME LOG

Opponent	Date	GS	Min	FG	SHOOTING			FT	REBOUNDING									
					3PT				O	D	T	A	PF	A	TO	BLK	STL	PTS
SE Missouri State	Nov. 6	22	4-7	.571	3-5	.600	2-2	1.000	0	1	1	1.0	3	0	0	1	1	13
Northern Arizona	Nov. 12	17	2-4	.500	2-4	.500	2-2	1.000	0	1	1	1.0	1	1	0	0	0	8

CAREER STATS

Year	GP	GS	MIN	MPG	FG	FGA	PCT	3PM	3PA	3PCT	FT	FTA	PCT	OFF	DEF	TOT	AVG	PF	AST	APG	TO	BLK	STL	PTS	PPG
2022-23 (Fr.)	7	0	65	9.3	11	25	44.0	7	13	53.8	2	3	66.7	6	5	11	1.6	4	4	0.6	3	0	2	31	4.4
2023-24 (Fr.)	2	0	39	19.5	6	11	54.5	5	9	55.6	4	4	100.0	0	2	2	1.0	4	1	0.5	0	1	1	21	10.5
Total	9	0	104	11.6	17	36	47.2	12	22	54.5	6	7	85.7	6	7	13	1.4	8	5	0.6	3	1	3	52	5.8

MONDAY, NOV. 6 | HOME OPENER



SOUTHEAST MISSOURI STATE

67

PTS		REB	
13	A. Larson	8	K. Clark
10	J. Earley	5	A. Larson
8	2 tied	4	T. Biel
AST		STL	
5	B. Ward	4	J. Earley

25-64 39.1%	FG	31-62 50.0%
11-21 52.4%	3P%	7-21 33.3%
32 (19/13)	REB (D/O)	48 (33/15)
17	TO	17

"Pretty remarkable for Tyon not to play a real game in pretty much two years to the day ... Just a sensational individual performance for him scoring the basketball." - **BRYCE DREW**

GRAND CANYON

88



PTS		REB	
30	T. Grant-Foster	10	D. Brennan
13	I. Shaw	9	S. Curry
12	D. Brennan	5	2 tied
AST		STL	
5	R. Harrison	3	2 tied

SUNDAY, NOV. 12 | HOME



NORTHERN ARIZONA

55

PTS		REB	
16	L. Lloyd	7	L. Lloyd
9	O. Fort	5	C. Basham
7	C. Basham	3	2 tied
AST		STL	
4	L. Lloyd	2	2 tied

22-56 39.3%	FG	31-55 56.4%
5-18 27.8%	3P%	6-17 35.3%
24 (19/5)	REB (D/O)	41 (31/10)
16	TO	13



"Different nights, it's going to be different guys. We like having the weapons. The big thing we have to do is be really selfless..." - **BRYCE DREW**

GRAND CANYON

89



PTS		REB	
17	S. Curry	14	G. McGlothlan
12	C. Moore	5	C. Moore
12	R. Harrison	4	T. Grant-Foster
AST		STL	
4	C. Moore	4	C. Moore

ATTRIBUTES		SEASON / CAREER STATS									CAREER HIGHS				QUICK NOTES
	 RAY HARRISON G • Jr. • 6-4 • 195 Greenville, S.C. Presbyterian		GP	GS	PPG	RPG	APG	FG%	3P%	FT%	PTS	38	1/18/23 vs. Utah Tech	» PRESEASON P.O.Y.: WAC Preseason Player of the Year (GCU's fifth).	
		This Year	2	2	7.5	3.5	3.5	31.6	0.0	60.0	REB	13	2/22/21 vs. Charleston Southern	» '23 WAC TOURNEY: Recorded 80 points, 21 rebounds and 23 assists to win Most Outstanding Player in GCU's championship run.	
		Career	90	90	17.2	4.3	3.1	39.8	29.3	79.5	AST	8	3/11/23 vs. Southern Utah	» FIRST TEAMER: Led WAC in scoring for conference games at 21.1 points.	
											STL	4	1/12/22 at Gardner-Webb	» NBA DRAFT: Tested draft waters in Summer 2023 before opting to return.	
	DERRICK MICHAEL XZAVIERRO F • Fr. • 6-10 • 235 Jakarta, Indonesia NBA Global Academy		GP	GS	PPG	RPG	APG	FG%	3P%	FT%	PTS	2	11/6/23 vs. SEMO	» INDONESIA: Indonesia's first Division I basketball scholarship player.	
		This Year	2	0	1.0	2.0	0.0	100.0	0.0	0.0	REB	2	(2x), last: 11/12/23 vs. Northern Ariz.	» NBA GLOBAL ACADEMY: Made move to Australia where he was in year-round development program for top international prospects.	
		Career	2	0	1.0	2.0	0.0	100.0	0.0	0.0	AST	---	--	» NATIONAL TEAM: Played for Indonesian National Team from 2019-22.	
											STL	---	--		
	SYDNEY CURRY F • Sr. • 6-8 • 270 Fort Wayne, Ind. Louisville		GP	GS	PPG	RPG	APG	FG%	3P%	FT%	PTS	28	2/24/22 at Wake Forest	» PERFECT: Had GCU's second perfect field goal performance from a bench player (min. 6 makes) when he went 7 for 7 against NAU on Nov. 12.	
		This Year	2	0	12.5	5.5	0.5	78.6	0.0	42.9	REB	19	12/17/22 vs. Florida A&M	» LOPES CONNECTION: Mentored since fifth grade by Vernard Hollins, a former pro who starred for GCU assistant Ed Schilling at Wright State.	
		Career	62	37	6.1	4.4	0.5	61.5	0.0	50.5	STL	1	(12x), last: 11/6/23 vs. SEMO	» LOUISVILLE CAREER: 60 games with 37 starts, tallying 355 points.	
											MIN	35	1/11/23 at Clemson	» AS A DUCK: Became a rotation regular in 2022-23, starting the Ducks' three NIT games and averaging 21.3 minutes, 5.7 points and 3.0 rebounds.	
	LÖK WUR F • Sr. • 6-9 • 210 North Omaha, Neb. Oregon		GP	GS	PPG	RPG	APG	FG%	3P%	FT%	PTS	9	12/17/22 vs. Portland	» GRAD: Majored in Political Science and International Studies at Oregon.	
		This Year	2	0	4.0	3.5	0.5	37.5	40.0	0.0	REB	8	12/20/22 vs. Utah Valley	» LATE START: Did not play on his first basketball team until seventh grade before rising to become a D-I prospect.	
		Career	53	3	2.0	1.7	0.2	37.4	31.3	73.5	AST	1	(11x), last: 11/12/23 vs. Northern Ariz.	» BRENNAN CONNECTION: Formed brother-like relationship with fellow Lope Duke Brennan as high school teammates with Flaggs' father training them.	
											STL	1	(5x), last: 11/12/23 vs. Northern Ariz.	Both were at ASU in 2022-23 and transferred together to GCU.	
	MALCOLM FLAGGS G • R-Fr. • 6-6 • 200 Tuba City, Ariz. Arizona State		GP	GS	PPG	RPG	APG	FG%	3P%	FT%	PTS	---	--	» BLOODLINES: Born on Navajo reservation before family moved to Chandler at Age 2. Makes frequent visits to reservation to visit family.	
		This Year	2	0	0.0	0.0	0.0	0.0	0.0	0.0	REB	---	--	» WELCOME BACK: Scored 30 points in first official game back from nearly two full years without playing. National headlines on the sport's opening night.	
		Career	2	0	0.0	0.0	0.0	0.0	0.0	0.0	AST	---	--	» RETURN: Limited to one college basketball game in the past two years after being hospitalized at halftime of 2021 season opener with DePaul.	
											STL	---	--	» FAMILY: Cousin is Ish Wainwright, currently with the Portland Trail Blazers.	
	TYON GRANT-FOSTER G • Sr. • 6-7 • 210 Kansas City, Kan. DePaul		GP	GS	PPG	RPG	APG	FG%	3P%	FT%	PTS	30	11/6/23 vs. SEMO	» PESKY DEFENDER: Has logged four and three steals in first two GCU games.	
		This Year	2	2	20.5	4.0	0.0	61.9	37.5	80.0	REB	8	12/5/20 vs. North Dakota State	» CROSS-COUNTRY MOVE: Makes a similar East Coast-to-desert move as Ray Harrison successfully did last season, transferring from Georgia State.	
		Career	25	3	4.7	2.4	0.2	44.8	21.2	65.8	AST	1	(5x), last: 11/10/21 vs. Coppin State	» INJURY: Missed first 18 games of 2022-23, returned to lead team at 14.2 ppg.	
											STL	3	11/6/23 vs. SEMO	» TOURNEY EXPERIENCE: Made NCAA tourney with Georgia State in 2022.	
	COLLIN MOORE G • Jr. • 6-4 • 205 North Little Rock, Ark. Georgia State		GP	GS	PPG	RPG	APG	FG%	3P%	FT%	PTS	28	2/11/23 vs. Marshall	» RETURN FOR 5TH: Back for fifth season, looking to return from knee injury that has sidelined him since Jan. 5, 2023, at Sam Houston.	
		This Year	2	2	10.0	4.5	3.0	41.2	25.0	100.0	REB	11	2/23/23 vs. Georgia Southern	» PRESEASON MVP: While Harrison holds the accolade this year, Blacksher was the WAC's Preseason Player of the Year prior to last season.	
		Career	54	15	6.1	2.6	0.9	42.9	29.9	71.2	AST	5	2/11/23 vs. Marshall	» 1K: Is the fourth member of GCU's D-I 1,000-point club.	
											STL	5	2/11/23 vs. Marshall	» FAMILY: Transfers to GCU where he will join Isaiah (brother), assistant coach Casey (father) and head coach Bryce Drew (uncle).	
	JOVAN BLACKSHER JR. G • Sr. • 5-11 • 165 Oakland, Calif. Shadow Mountain HS		GP	GS	PPG	RPG	APG	FG%	3P%	FT%	PTS	26	2/3/22 vs. Seattle U	» FRESHMAN CONTRIBUTOR: Played in all 32 games for Northern Colorado as true freshman in 2022-23. Averaged 17.1 minutes.	
		This Year	0	0	0.0	0.0	0.0	0.0	0.0	0.0	REB	12	2/13/20 vs. Kansas City	» OLDER OR YOUNGER: Despite being listed as soph., is younger than Isaiah.	
		Career	97	97	12.7	3.8	4.0	41.4	33.1	76.4	AST	10	11/19/19 vs. Montana State	» COLLEGE DEBUT: Made two buckets in career debut on Nov. 6 vs. SEMO.	
											STL	7	11/18/22 vs. Grambling	» CANADA -> USA: Moved from Toronto area to Phoenix before junior year of high school in pursuit of dream of playing college basketball.	
	CALEB SHAW G • So. • 6-5 • 205 Phoenix, Ariz. Northern Colorado		GP	GS	PPG	RPG	APG	FG%	3P%	FT%	PTS	19	11/26/22 vs. Jacksonville State	» DREAM OF GCU: Long dreamed of playing basketball at GCU and got offer from Coach Drew in Summer of 2023.	
		This Year	0	0	0.0	0.0	0.0	0.0	0.0	0.0	REB	7	11/11/22 vs. Texas A&M-Commerce	» RETURN: Cleared to return to basketball this summer after successful recovery from high school injury.	
		Career	32	1	5.2	2.3	0.6	37.5	26.9	60.8	AST	2	(4x), last: 12/29/22 at Weber State	» MULTI-SPORT: Also competed in swimming and volleyball.	
											STL	1	(9x), last: 2/18/23 at Eastern Wash.	» GCU ROOTS: Mom, Heather (nee Guiney), played basketball at GCU ('94-00).	
	MARQUESE JOSEPHS G • Fr. • 6-1 • 195 Toronto, Canada Dream City Christian		GP	GS	PPG	RPG	APG	FG%	3P%	FT%	PTS	4	(2x), last: 11/12/23 vs. Northern Ariz.	» SENIOR SEASON: Returned from summer shoulder surgery for Nov. 12 game.	
		This Year	2	0	4.0	0.0	0.0	100.0	0.0	100.0	REB	---	--	» RETURNED HOME: After two years at Hutchinson CC in Kansas and one year at UNLV, returned to Phoenix and played 31 games for Lopes in 2022-23.	
		Career	2	0	4.0	0.0	0.0	100.0	0.0	100.0	AST	---	--	» BLOODLINES: Older brother, Jordan, played basketball professionally in China and Mexico.	
											STL	---	--	» SEEING DOUBLE: Had first career double-double in GCU debut on Nov. 6.	
	NOAH AMENHAUSER C • Fr. • 7-0 • 250 Goodyear, Ariz. Estrella Foothills		GP	GS	PPG	RPG	APG	FG%	3P%	FT%	PTS	---	--	» FRESHMAN RECORD HOLDER: One of four ASU players to appear in all 36 games. Set program's all-time record for most games played by a freshman.	
		This Year	2	0	0.0	0.0	0.0	0.0	0.0	0.0	REB	---	--	» ATHLETIC FAMILY: Long list of family ties including San Jose State football coach Brent Brennan and former Hawaii Heisman finalist Colt Brennan.	
		Career	2	0	0.0	0.0	0.0	0.0	0.0	0.0	AST	---	--	» PRESEASON HONORS: One of five honorees on Preseason All-WAC team.	
											STL	---	--	» REBOUND COUNTDOWN: Needs six rebounds to set GCU D-I career record.	
	JOSH BAKER G • Sr. • 6-4 • 185 Phoenix, Ariz. UNLV		GP	GS	PPG	RPG	APG	FG%	3P%	FT%	PTS	14	1/18/23 vs. Utah Tech	» 1,000-POINT COUNTDOWN: While already over 1,000 points for his career, needs 96 points to join GCU's 1,000-point club.	
		This Year	1	0	7.0	0.0	1.0	66.7	50.0	100.0	REB	7	12/17/22 vs. Pepperdine	» RETURN: After missing most of 2022-23 with knee injury, promptly announced return with career-high 13 points in season opener vs. SEMO on Nov. 6.	
		Career	57	28	5.0	1.8	1.8	38.0	32.7	82.1	AST	6	(2x), last: 2/21/23 vs. Park (Ariz.)	» BLOODLINES: Father, Casey, is a Lopes assistant coach and played in NBA and overseas. Younger brother, Caleb, joined the Lopes this offseason. Uncle, Bryce, is GCU's head coach. Mother, Dana, was a basketball star at Toledo.	
											STL	4	(2x), last: 2/21/23 vs. Park (Ariz.)		
	DUKE BRENNAN F • So. • 6-10 • 250 Chandler, Ariz. Arizona State		GP	GS	PPG	RPG	APG	FG%	3P%	FT%	PTS	12	(2x), last: 11/6/23 vs. SEMO		
		This Year	2	2	9.0	6.5	0.0	58.3	0.0	57.1	REB	10	11/6/23 vs. SEMO		
		Career	37	3	2.5	2.5	0.1	51.7	0.0	62.3	AST	1	(5x), last: 3/10/23 vs. Arizona		
											STL	2	11/12/23 vs. Northern Ariz.		
	GABE MCGLOTHLAN F • R-Sr. • 6-7 • 235 Gilbert, Ariz. SE Missouri State		GP	GS	PPG	RPG	APG	FG%	3P%	FT%	PTS	35	3/9/23 vs. Seattle U		
		This Year	2	2	6.0	9.5	2.0	44.4	16.7	50.0	REB	18	11/22/22 vs. Northern Iowa		
		Career	124	79	9.2	6.6	0.8	49.0	33.6	69.1	AST	3	(8x), last: 11/6/23 vs. SEMO		
											STL	3	(3x), last: 12/7/22 vs. LMU		
	ISAIAH SHAW G • R-Fr. • 6-8 • 205 Rome, Italy PHH Prep		GP	GS	PPG	RPG	APG	FG%	3P%	FT%	PTS	13	11/6/23 vs. SEMO		
		This Year	2	0	10.5	1.0	0.5	54.5	55.6	100.0	REB	6	11/26/22 vs. Benedictine		
		Career	9	0	5.8	1.4	0.6	47.2	54.5	85.7	AST	2	(2x) last: 11/26/22 vs. Benedictine		
											STL	1	(3x), last: 11/6/23 vs. SEMO		
											MIN	23	11/26/22 vs. Benedictine		

REDSHIRTS: #11 CALEB SHAW

purple shading denotes career high was achieved or matched this season