

GONZAGA BASKETBALL™



2 FINAL FOURS | 12 SWEET 16 APPEARANCES | 24 NCAA TOURNAMENT APPEARANCES | 25 WCC REGULAR SEASON TITLES | 20 WCC TOURNAMENT TITLES
GAME 16 - #9/10 Zags (12-3, 1-0) at San Francisco (11-6, 0-2) | Jan. 5 | 8 p.m. | San Francisco | War Memorial at The Sobrato Center

ON AIR

TELEVISION

ESPN2

(Dave Flemming and Sean Farnham)

RADIO

Gonzaga Sports Properties (Tom Hudson & Adam Morrison)

LIVE STATS

GoZags.com

2022-23 SCHEDULE/RESULTS (H: 8-0; A: 0-1; N: 4-2)

Date	GU Rank	Opp Rank	Opponent	TV	Time/Result
OCTOBER					
28	2/2	11/11	# > vs. Tennessee	iNDemand PPV	L, 80-99
NOVEMBER					
2	2/2	-	# WARNER PACIFIC	KHQ	W, 101-70
7	2/2	-	NORTH FLORIDA	KHQ/ROOT	W, 104-63
11	2/2	RV/RV	^ vs. Michigan State	ESPN	W, 64-63
16	2/2	11/11	at Texas	ESPN2	L, 74-93
20	2/2	4/4	+ vs. Kentucky	ESPN	W, 88-72
24	6/5	-	% vs. Portland State	ESPN	W, 102-78
25	6/5	24/23	% vs. Purdue	ESPN	L, 66-84
27	6/5	RV/RV	% vs. Xavier	ESPN	W, 88-84
DECEMBER					
2	14/12	6/10	@ vs. Baylor	Peacock	L, 63-64
5	18/18	-	KENT STATE	KHQ/ROOT	W, 73-66
9	18/18	-	WASHINGTON	KHQ/ROOT PLUS	W, 77-60
12	15/15	-	NORTHERN ILLINOIS	KHQ/ROOT PLUS	W, 88-67
17	15/15	4/5	& vs. Alabama	CBS	W, 100-90
20	11/12	-	MONTANA	KHQ/ROOT PLUS	W, 85-75
28	10/11	-	EASTERN OREGON	KHQ/ROOT	W, 120-42
31	10/11	-	* PEPPERDINE	KHQ/ROOT	W, 111-88
JANUARY					
5	9/10	-	* at San Francisco	ESPN2	8 p.m.
7	9/10	-	* at Santa Clara	KHQ/ROOT	7 p.m.
12	-	-	* at Brigham Young	ESPN	6:30 p.m.
14	-	-	* PORTLAND	ESPN2	7 p.m.
19	-	-	* LOYOLA MARYMOUNT	KHQ/TBA	6 p.m.
21	-	-	* at Pacific	KHQ/ROOT PLUS	7 p.m.
28	-	-	* at Portland	KHQ/ROOT	4 p.m.
FEBRUARY					
2	-	-	* SANTA CLARA	CBS Sports Net	8 p.m.
4	-	-	* at Saint Mary's	ESPN Network	TBA
9	-	-	* SAN FRANCISCO	ESPN Network	6 p.m.
11	-	-	* BRIGHAM YOUNG	ESPN Network	7 p.m.
16	-	-	* at Loyola Marymount	CBS Sports Net	8 p.m.
18	-	-	* at Pepperdine	KHQ/ROOT	4 p.m.
23	-	-	* SAN DIEGO	ESPN Network	8 p.m.
25	-	-	* SAINT MARY'S	ESPN Network	7 p.m.
MARCH					
1	-	-	CHICAGO STATE	KHQ/ROOT	6 p.m.
2-6	-	-	! WCC Championships	ESPN Network	TBD

Pacific times and HOME GAMES are in all caps | Polls: AP Top 25 / USA Today Coaches

Exhibition game

> Legends of Basketball Classic (Camerica Arena)

^ Armed Forces Classic (USS Abraham Lincoln)

+ Game Played at Spokane Arena

% PK85 Invitational (Moda Center and Memorial Coliseum)

@ Peacock Classic (Sanford Pentagon)

& C.M. Newton Classic (Legacy Arena)

* West Coast Conference game | ^ WCC Championships - Las Vegas (Orleans Arena)

ZAG STAT

32 The Bulldogs have won 32 consecutive games in the month of January dating back to a 74-71 setback to Saint Mary's in Spokane on Jan. 18, 2018.

ON THIS DATE

Jan. 5, 2017

Nigel Williams-Goss scored 36 points as No. 5 Gonzaga used its accurate shooting all over the court to beat San Francisco 95-80 in War Memorial Gymnasium. Williams-Goss shot 12 for 15 as Gonzaga shot 61 percent, made all nine of his free throws and also had 11 rebounds and six assists. Jordan Mathews scored 16 points for the unbeaten Zags. Josh Perkins dished out six assists.
- Gonzaga is 14-4 all-time on Jan. 5



LEADERS	PPG	RPG	APG
Drew Timme	22.7	8.3	3.4
Julian Strawther	13.5	7.5	0.8
Rasir Bolton	10.8	1.4	2.7
Anton Watson	9.3	5.1	2.2
Nolan Hickman	8.1	2.4	3.7

LAST 5 GAMES

W, 111-88, Pepperdine (Dec. 31)
W, 120-42, Eastern Oregon (Dec. 28)
W, 85-75, Montana (Dec. 20)
W, 100-90, vs. Alabama (Dec. 17)
W, 88-67, Northern Illinois (Dec. 12)

HEAD COACH

Mark Few (669-132) 24th year

12-3	Overall Record	11-6	LEADERS	PPG	RPG	APG
86.9	Points Per Game	74.6	Khalil Shabazz	15.5	5.8	3.5
72.6	Opponent's PPG	68.1	Tyrell Roberts	14.2	3.1	2.4
52.6%	FG Percentage	43.7%	Zane Meeks	12.0	6.8	0.9
43.7%	Opponent's FG%	42.6%	Marcus Williams	6.2	2.8	3.0
38.0%	3PT Percentage	33.3%	Isaiah Hawthorne	6.1	2.7	0.5
31.7%	Opponent's 3PT%	28.4%	LAST 5 GAMES			
70.7%	FT Percentage	73.2%	L, 68-80, San Diego (Dec. 31)			
38.3	Rebounds Per Game	36.8	L, 67-79, at Santa Clara (Dec. 29)			
31.0	Opponent Rebs PG	32.9	W, 85-53, Hartford (Dec. 22)			
16.9	Assists Per Game	13.7	W, 97-60, Arizona State (Dec. 21)			
12.5	Turnovers Per Game	14.4	L, 63-68, UT-Arlington (Dec. 19)			
8.1	Steals Per Game	7.3	HEAD COACH			
3.0	Blocks Per Game	2.2	Chris Gerlufsen (19-11) 2nd year			
13	NET Ranking	119				

SERIES INFO: This is the 91st meeting between GU and San Francisco. The Zags own the series 68-22.

LOCATION LOCATION LOCATION: IN SPOKANE: 38-2 | IN SAN FRANCISCO: 25-18 | NEUTRAL: 5-2

FIRST MEETING: San Francisco edged GU, 64-62, in the first-ever meeting at USF on Jan. 28, 1961.

LAST MEETING: Drew Timme scored 27 points, Chet Holmgren added 17, and top-ranked Gonzaga held off San Francisco 81-71 in the 2022 WCC Tournament Semifinals in Las Vegas on March 7.

UNDER FEW: The Bulldogs are 47-4 against the Dons under Mark Few.

STREAKS: GU has won 24 straight versus San Francisco, including 10 consecutive victories at USF, dating back to Feb. 18, 2012, 66-65, at San Francisco.

THE TIPOFF

- Gonzaga travels to San Francisco for a West Coast Conference matchup Thursday at 8 p.m.
- The Zags have won 32 straight games in the month of January, dating back to a 74-71 setback to Saint Mary's on Jan. 18, 2018. GU has also won 89 consecutive games over unranked opponents.
- Gonzaga is coming off a 111-85 win over Pepperdine to open WCC play. Drew Timme scored a season-high 35 points with 10 rebounds and five assists. Julian Strawther added 22 points and GU finished with six players in double figures. The Zags shot 61 percent from the field, including 10-of-22 from three-point range.
- The Bulldogs have now won 27 straight West Coast Conference openers, dating back to a 72-61 loss at Santa Clara in 1996. Gonzaga has won all 24 WCC openers under Mark Few.
- The Zags own the country's longest home win streak with 74 consecutive victories inside the McCarthy Athletic Center. Texas Tech is the next closest with 29 straight home wins.
- Gonzaga's 74 straight home wins are the most in the modern era of Div. 1 (Since 1985). Arizona had 71 consecutive victories from 1987-1992. The Bulldogs' last loss at home was to Saint Mary's on Jan. 18, 2018.
- Gonzaga leads the country shooting 52.6 percent from the field. The Bulldogs are fifth in NCAA Div. 1 averaging 86.9 points per game. Drew Timme ranks second in the nation with 137 made field goals and third with 340 points. His 22.7 points per game rank fourth in the nation. He is eighth in the country shooting 65.9 percent from the field. He is fourth in the WCC averaging 8.3 rebounds. Julian Strawther's 7.5 rebounds per game are seventh.
- The Zags are No. 9 in the Associated Press poll. The Bulldogs' 123 straight AP Poll appearances top the nation. Baylor is the next closest at 65 consecutive appearances in the Top 25.
- Last season, the Zags advanced to their seventh straight Sweet 16 and finished at 28-4. Gonzaga won the league regular season title for a national-best 10th straight season. Gonzaga has 25 West Coast Conference regular season titles and 20 WCC Tournament titles. The Bulldogs advanced to their 23rd straight NCAA Tournament, and won their opening round game for the 13th straight season.
- Gonzaga has won at least 25 games in each of the last 15 consecutive seasons and reached the 25-win plateau in 18 of the last 19 seasons, and 22 of the last 24. The Zags are the only program to have reached 25 wins in each of the last 15 seasons. In 2021-22, GU captured its 25th straight 20-win season. The Zags' 25-straight 20-win seasons ranks second behind for the longest active run in the country. (Kansas 32)
- Over the last three seasons, and this season, Gonzaga is a national-best 102-10 (91.1 percent).
- GU has led the nation in points per game and scoring margin in each of the last four seasons.

GAME 16 | at SAN FRANCISCO

GONZAGA



2022-23 PLAYER NOTES



0 Julian Strawther
G | 6-7 | 205 | Jr.
Las Vegas, Nev. | Liberty
Communications Studies
pronounced straw-THUR

	PPG	RPG	APG	SPG	BPG	FG%	3FG%	FT%
22-23	13.5	7.5	0.8	0.9	0.3	47.3	42.3	76.1
WCC	0.0	0.0	0.0	0.0	0.0	0.0	0.0	0.0
CAREER	9.3	4.4	0.6	0.5	0.2	49.3	37.7	72.1
21-22	11.8	5.4	1.0	0.5	0.2	49.8	36.5	70.5
22WCC	11.9	3.5	1.1	0.5	0.3	53.5	39.1	67.9

Season Highs:	Points: 23-Xavier (11/27/22) Rebounds: 14-Kentucky (11/20/22) Assists: 3-Xavier (11/27/22) Made 3s: 5-Xavier (11/27/22)
Career Highs:	Points: 23-Xavier (11/27/22) Rebounds: 14-Kentucky (11/20/22) Assists: 3, 2x last Xavier (11/27/22) Made 3s: 5-Xavier (11/27/22)

Naismith and Wooden Preseason Watch Lists ...
Julius Erving Most Forward Preseason Watch List
... 2021-22 WCC Honorable Mention selection
... Started in 31 of 32 games ... Third highest rebounder on the team with 172, averaging 5.4 a game ... appeared in 25 games as a freshman ... Liberty HS's all-time leading scorer (2,252 points)



2 Drew Timme
F | 6-10 | 235 | Sr.
Richardson, Texas | Pearce
Sport Management
pronounced like Timmy

	PPG	RPG	APG	SPG	BPG	FG%	3FG%	FT%
22-23	22.7	8.3	3.4	1.0	1.0	65.9	16.7	60.4
WCC	0.0	0.0	0.0	0.0	0.0	0.0	0.0	0.0
CAREER	16.6	6.6	2.3	0.6	0.8	62.6	27.0	65.7
21-22	18.4	6.8	2.8	0.3	0.8	58.6	28.6	67.8
22WCC	18.5	6.9	3.1	0.3	1.0	56.5	33.3	70.6

Season Highs:	Points: 35-vs-Pepperdine (12/31/22) Rebounds: 17-Kent State (12/5/22) Assists: 7-Xavier (12/2/22) Blocks: 2, 5x, vs. Montana (12/20/22)
Career Highs:	Points: 37-Texas (11/13/21) Rebounds: 17-Kent State (12/5/22) Assists: 8-USF (2/24/22) Blocks: 5-Pacific (1/25/20)

Naismith and Wooden Preseason Watch Lists ...
AP Preseason First Team All-American ... CBS Sports Preseason Player of the Year ... Karl Malone Power Forward Preseason Watch List
... 2021-22 WCC Player of the Year ... 2020-21 Karl Malone Award Winner ... 4th on Gonzaga career scoring and 9th rebounding all-time lists



5 Hunter Sallis
G | 6-5 | 180 | So.
Omaha, Neb. | Millard North
Sport Management
pronounced SAL-liss

	PPG	RPG	APG	SPG	BPG	FG%	3FG%	FT%
22-23	4.7	2.2	1.7	0.5	0.2	45.0	27.8	80.0
WCC	0.0	0.0	0.0	0.0	0.0	0.0	0.0	0.0
CAREER	4.4	2.0	1.0	0.6	0.2	52.2	27.0	74.4
21-22	18.4	6.8	2.8	0.3	0.8	58.6	28.6	67.8
22WCC	4.4	1.9	0.5	0.4	0.1	57.4	50.0	57.1

Season Highs:	Points: 12-PSU (11/24/22) Rebounds: 6-No. Florida (11/7/22) Assists: 6-PSU (11/24/22) Made 3s: 1, 5x last EOU (12/28/22)
Career Highs:	Points: 16-Alcorn (11/15/21) Rebounds: 7-CMU (11/22/21) Assists: 6-PSU (11/24/22) Made 3s: 1, 10x last EOU (12/28/22)

Played in all 32 games last season ... tied for fourth on the team for steals per game at 0.6 ... 3rd-highest ranked recruit ever to sign with GU ... as a senior in HS, averaged 22.2 points, 5.6 rebounds and 3.8 assists per game ... first five-star basketball recruit in Nebraska history ... 1,819 career points, the third-most in Class A history.



11 Nolan Hickman
G | 6-2 | 180 | So.
Seattle, WA
Wasatch Academy
Sport Management

	PPG	RPG	APG	SPG	BPG	FG%	3FG%	FT%
22-23	8.1	2.4	3.7	0.9	0.3	40.0	34.5	86.7
WCC	0.0	0.0	0.0	0.0	0.0	0.0	0.0	0.0
CAREER	6.0	1.8	2.1	0.7	0.2	42.5	32.4	76.7
21-22	5.1	1.5	1.3	0.6	0.2	44.4	30.8	66.7
22WCC	4.4	1.4	1.2	0.8	0.3	40.3	29.4	40.0

Season Highs:	Points: 15-Purdue (11/25/22) Rebounds: 6-Xavier (11/27/22) Assists: 8-Baylor (12/2/22) Made 3s: 4-Xavier (11/27/22)
Career Highs:	Points: 16-CMU (11/22/21) Rebounds: 6-Xavier (11/27/22) Assists: 8-Baylor (12/2/22) Made 3s: 4, 2x, last Xavier (11/27/22)

Played in all 32 games last season ... 2020-21 ... WCC All-Freshman Team ... tied for fourth on the team for steals per game at 0.6 ... 24th-ranked player in the Class of 2021 ... Named a McDonald's All-American and the Utah player of the year by MaxPreps ... averaged 16 points, 3.3 assists and 2.5 rebounds per game as HS senior.



13 Malachi Smith
G | 6-4 | 205 | R-Jr.
Belleville, IL | Chattanooga
Organizational Leadership
pronounced mal-lah-KYE

	PPG	RPG	APG	SPG	BPG	FG%	3FG%	FT%
22-23	9.1	3.5	1.2	1.3	0.0	52.5	52.8	76.5
WCC	0.0	0.0	0.0	0.0	0.0	0.0	0.0	0.0
CAREER	13.1	5.5	2.4	1.3	0.1	47.8	39.7	81.5
21-22	19.9	6.7	3.0	1.7	0.1	49.3	40.7	82.7
22SOU	20.2	6.7	2.8	1.9	0.2	48.5	40.2	81.3

Season Highs:	Points: 23-PSU (11/24/22) Rebounds: 10-EOU (12/28/22) Assists: 4-EOU (12/28/22) Made 3s: 5-PSU (11/24/22)
Career Highs:	Points: 36-at Murray St (12/18/21) Rebounds: 14-TN Tech (12/22/20) Assists: 7-at Furman (12/12/22) Made 3s: 5, 3x last PSU (11/24/22)

Jerry West Shooting Guard Preseason Watch List
... 2021-22 Southern Conference Player of the Year ... 2022 Lou Henson National Player of the Year (Mid-Major POTY) ... Started in all 35 games in 2021-22 ... Led the Southern Conference with 19.9 points per game, 20th in NCAA Div. I ... starts season with 1,115 career points



15 Efton Reid III
C | 7-0 | 240 | So.
Richmond, VA | LSU
Undeclared Business
pronounced eff-TUHN

	PPG	RPG	APG	SPG	BPG	FG%	3FG%	FT%
22-23	2.9	1.5	0.2	0.2	0.1	69.2	0.0	50.0
WCC	0.0	0.0	0.0	0.0	0.0	0.0	0.0	0.0
CAREER	5.3	3.5	0.4	0.4	0.6	54.0	22.7	48.5
21-22	6.3	4.3	0.5	0.5	0.8	51.9	25.0	48.3
22SEC	3.8	3.3	0.4	0.3	0.5	45.6	20.0	29.4

Season Highs:	Points: 16-EOU (12/28/22) Rebounds: 8 - No. Florida (11/7/22) Assists: 1, 2x, last NIU (12/12/22) Blocks: 1 - NIU (12/12/22)
Career Highs:	Points: 16, 2x, last EOU (12/28/22) Rebounds: 10-NW State (12/14/21) Assists: 2, 3x, last Tenn (1/22/22) Blocks: 3, 2x, last Kentucky (1/14/22)

Only LSU player to start all 34 games in 2020-21 ... 26 blocks ... 7 games in double figures, topped by 16 in the opener against ULM ... 12 pts 6/6 from field in SEC Tourney vs Missouri ... No. 24 recruit nationally, No. 3 rated center ... as HS senior averaged 16 points and 11 rebounds as IMG put together a 25-0 regular season record



20 Kaden Perry
F | 6-9 | 230 | So.
Battle Ground, WA
Battle Ground
Undeclared Business

	PPG	RPG	APG	SPG	BPG	FG%	3FG%	FT%
22-23	0.0	0.0	0.0	0.0	0.0	0.0	0.0	0.0
WCC	0.0	0.0	0.0	0.0	0.0	0.0	0.0	0.0
CAREER	1.8	2.3	0.1	0.0	0.1	77.8	-	0.0
21-22	-	-	-	-	-	-	-	-
22WCC	-	-	-	-	-	-	-	-

Season Highs:	Points: 17 - Alabama (12/17/22) Rebounds: 13-Baylor (12/2/22) Assists: 8-Pepperdine (12/31/22) Blocks: 2 - Mich State (11/11/22)
Career Highs:	Points: 23-at Portland (1/9/21) Rebounds: 13-Baylor (12/2/22) Assists: 8-Pepperdine (12/31/22) Blocks: 3-NW State (12/20/21)

Played in eight games last season due to back injury ... was ranked No. 75 on ESPN's Top 100 recruits for 2021 and as high as No. 34 on 247Sports, graded as a four-star on both services ... as a HS senior averaged 23.7 points, 15.3 rebounds and 3.3 blocks per game ... invited to USA Basketball's Junior National Team's minicamp



22 Anton Watson
F | 6-8 | 225 | Sr.
Spokane, WA | Gonzaga Prep
Sport Management

	PPG	RPG	APG	SPG	BPG	FG%	3FG%	FT%
22-23	9.3	5.1	2.2	1.9	0.6	59.2	27.8	55.9
WCC	0.0	0.0	0.0	0.0	0.0	0.0	0.0	0.0
CAREER	7.1	4.0	1.6	1.3	0.5	57.9	20.3	64.4
21-22	7.5	3.5	1.1	1.1	0.5	62.9	21.1	72.0
22WCC	8.6	4.1	1.6	1.2	0.3	54.5	27.3	82.9

Season Highs:	Points: 18-NIU (12/12/22) Rebounds: 7-NIU (12/12/22) Assists: 3-EOU (12/28/22) Blocks: 2, 2x, last Xavier (11/27/22)
Career Highs:	Points: 18-NIU (12/12/22) Rebounds: 7-NIU (12/12/22) Assists: 3-EOU (12/28/22) Blocks: 2, 2x, last Xavier (11/27/22)

Appeared in all 32 games last season ... Scored double-digits 13 times ... Finished fifth in the WCC for steals per game at 1.3 and totaled 40 steals ... played in all 32 games as sophomore, making 17 starts ... appeared in 15 games as a freshman ... ranked 46th on 247 Sports and was a four-star recruit of Spokane's Gonzaga Prep



33 Ben Gregg
F | 6-10 | 225 | So.
Clackamas, OR | Clackamas
Sport Management

	PPG	RPG	APG	SPG	BPG	FG%	3FG%	FT%
22-23	4.9	2.9	0.6	0.7	0.4	50.0	38.1	100
WCC	0.0	0.0	0.0	0.0	0.0	0.0	0.0	0.0
CAREER	2.6	1.9	0.4	0.3	0.3	43.2	33.3	68.2
21-22	2.4	2.0	0.6	0.1	0.2	37.0	30.8	28.6
22WCC	1.5	1.6	0.3	0.1	0.3	40.0	28.6	25.0

Season Highs:	Points: 18-NIU (12/12/22) Rebounds: 7-NIU (12/12/22) Assists: 3-EOU (12/28/22) Blocks: 2, 2x, last Xavier (11/27/22)
Career Highs:	Points: 18-NIU (12/12/22) Rebounds: 7-NIU (12/12/22) Assists: 3-EOU (12/28/22) Blocks: 2, 2x, last Xavier (11/27/22)

Appeared in 17 games last season ... graduated early, joined Zags as a freshman in 2020-21 ... Played in 18 games for GU in 2020-21 ... No. 29 recruit in ESPN's top 100 in 2020-21 ... as HS junior Oregon Gatorade Player of the Year, after averaging 21.1 points, 9.3 rebounds and 3.3 assists per game



34 Braden Huff
F | 6-10 | 235 | Fr.
Glen Ellyn, IL | Glenbard West
Undeclared Business

	PPG	RPG	APG	SPG	BPG	FG%	3FG%	FT%
22-23	0.0	0.0	0.0	0.0	0.0	0.0	0.0	0.0
WCC	0.0	0.0	0.0	0.0	0.0	0.0	0.0	0.0
CAREER	-	-	-	-	-	-	-	-

Season Highs:	Points: 17 - Alabama (12/17/22) Rebounds: 13-Baylor (12/2/22) Assists: 8-Pepperdine (12/31/22) Blocks: 2 - Mich State (11/11/22)
Career Highs:	Points: 23-at Portland (1/9/21) Rebounds: 13-Baylor (12/2/22) Assists: 8-Pepperdine (12/31/22) Blocks: 3-NW State (12/20/21)

Four-star recruit according to ESPN and 247Sports ... Named Mr. Basketball in Illinois as senior ... averaged 16.4 points, 5.7 rebounds, 3.2 assists and 1.3 steals while shooting 61% from the field as a senior ... led Glenbard West to the Illinois 4A title ... registered 17.5 points, 6.5 rebounds, 2.8 assists and 1.5 blocks as a junior



45 Rasir Bolton
G | 6-3 | 185 | Sr.
Petersburg, VA | Iowa State
Organizational Leadership
pronounced RAH-Zheer

	PPG	RPG	APG	SPG	BPG	FG%	3FG%	FT%
22-23	10.8	1.4	2.7	0.7	0.1	41.9	39.3	85.7
WCC	0.0	0.0	0.0	0.0	0.0	0.0	0.0	0.0
CAREER	12.7	2.8	2.5	0.8	0.1	43.1	37.8	85.0
21-22	11.2	2.4	2.3	0.6	0.0	50.2	46.0	81.7
22WCC	11.0	2.1	2.8	1.0	0.0	51.0	50.0	77.8

Season Highs:	Points: 24-Kentucky (11/20/22) Rebounds: 4-UW (12/9/22) Assists: 8-PSU (11/24/22) Made 3s: 4-Kentucky (11/20/22)
Career Highs:	Points: 29-Fia A&M (12/12/19) Rebounds: 9-Ok St (11/21/20) Assists: 8-PSU (11/24/22) Made 3s: 7-Colgate (12/8/18)

Jerry West Shooting Guard Preseason Watch List
... earned WCC Honorable Mention selection ... Started in all 32 games last season ... Led the team with 64 three pointers made and a .460 three-point percentage, a season high 5 versus Texas Tech ... Big 12 3rd Team in 2020-21 with Iowa State averaged 15.5 points and 2.3 assists



55 Dominick Harris
G | 6-3 | 185 | R-So.
Murrieta, CA |
Rancho Christian
Sport Management

	PPG	RPG	APG	SPG	BPG	FG%	3FG%	FT%
22-23	1.5	0.5	1.0	0.2	0.2	57.1	25.0	0.0
WCC	0.0	0.0	0.0	0.0	0.0	0.0	0.0	0.0
CAREER	2.7	0.7	0.5	0.1	0.1	43.5	37.0	71.4
20-21	3.0	0.7	0.4	0.1	0.0	41.8	39.1	71.4
21WCC	2.5	0.5	0.2	0.1	0.0	38.5	45.5	72.7

Season Highs:	Points: 5-EOU (12/28/22) Rebounds: 3-EOU (12/28/22) Assists: 5-EOU (12/28/22) Made 3s: 1-EOU (12/28/22)
Career Highs:	Points: 12-NAU (12/28/20) Rebounds: 5-Dixie (12/29/20) Assists: 5-EOU (12/28/22) Made 3s: 2, 3x, last USD (12/20/21)

Sat out the 2021-22 season due to a foot injury ... Played in 25 games as freshman ... four-star recruit according to ESPN, ranked as the 59th-best recruit in the Class of 2020 and No. 60 by 247 Sports ... 2020 Iverson Classic Selection ... 2020 McDonald's All-American Game Nominee ... Max Preps California All-State Second Team



GENERAL

Location..... Spokane, Wash.
Founded..... 1887
Total Enrollment 7,566
 Undergraduate 5,320
 Master's Students 1,601
 Doctoral Students..... 293
 Law Students 352
Campus Size 152 acres
Nickname..... Bulldogs
Colors Navy and white
Conference West Coast (WCC)

ADMINISTRATION

President Dr. Thayne M. McCulloh
 Alma Mater..... Gonzaga '89
Athletic Director Chris Standiford
 Alma Mater..... Gonzaga '91
Athletic Phone (509) 313-4202
Ticket Office Phone (509) 313-6000

COMMUNICATIONS

Asst. AD/Communications (MBB) Barrett Henderson
 Office Phone..... (509) 313-4288
 Cell Phone..... (541) 805-5687
 Email hendersonb@gonzaga.edu
SID Mailing Address
 Gonzaga Athletics
 502 E. Boone Ave.
 Spokane, WA 99258-0066
Web Site..... www.GoZags.com
Twitter @ZagMBB
Instagram @ZagMBB
Facebook /ZagMBB

RADIO INFORMATION

Gonzaga Sports Properties
Contact Mark Livingston
Address
 Gonzaga Athletics
 502 E. Boone Ave.
 Spokane, WA 99258-0066
Phone (509) 313-5729
Play-by-Play Announcer Tom Hudson
 Email tomhudson@icloud.com
Analyst Adam Morrison

MCCARTHEY ATHLETIC CENTER

Year Opened 2004
Capacity 6,000
Consecutive sellouts 274 (11/19/04-present)
 Straight sellouts overall 245 (since 11/8/01)
Record 259-15 (.943)
 Undefeated seasons (last) 7 (2021-22)
Conference Record..... 137-7 (.950)
 Undefeated seasons (last) 12 (2021-22)

2022-23 ROSTER

NUMERICAL

No.	Name	Pos.	Ht.	Wt.	Yr.	Hometown/High School/College
0	Julian Strawther	G	6-7	215	JR	Las Vegas, NV/Liberty
2	Drew Timme	F	6-10	235	SR	Dallas, TX/Pearce
4	Kellen Mitchell	G	6-7	205	FR	Spring Lake, MI/Fairmont Prep
5	Hunter Sallis	G	6-5	180	SO	Omaha, NE/Millard North
11	Nolan Hickman	G	6-2	180	SO	Seattle, WA/Wasatch Academy
13	Malachi Smith	G	6-4	205	RJR	Belleville, IL/Belleville West/Chattanooga
15	Efton Reid III	C	7-0	240	SO	Richmond, VA/IMG Academy/Louisiana State
20	Kaden Perry	F	6-9	230	SO	Battle Ground, WA/Battle Ground
22	Anton Watson	F	6-8	225	SR	Spokane, WA/Gonzaga Prep
25	Colby Brooks	F	6-7	215	RSO	Los Angeles, CA/Loyola
30	Abe Eagle	F	6-9	225	RSO	Los Angeles, CA/Chaminade Prep
32	Joe Few	G	6-0	160	SO	Spokane, WA/Gonzaga Prep
33	Ben Gregg	F	6-10	230	SO	Clackamas, OR/Clackamas
34	Braden Huff	F	6-10	235	FR	Glen Ellyn, IL/Glenbard West
45	Rasir Bolton	G	6-3	185	SR	Petersburg, VA/Massanutten Military/Iowa State
55	Dominick Harris	G	6-3	185	RSO	Murrieta, CA/Rancho Christian

ALPHABETICAL

No.	Name	Pos.	Ht.	Wt.	Yr.	Hometown/High School/College
45	Rasir Bolton	G	6-3	185	SR	Petersburg, VA/Massanutten Military/Iowa State
25	Colby Brooks	F	6-7	215	RSO	Los Angeles, CA/Loyola
30	Abe Eagle	F	6-9	225	RSO	Los Angeles, CA/Chaminade Prep
32	Joe Few	G	6-0	160	SO	Spokane, WA/Gonzaga Prep
33	Ben Gregg	F	6-10	230	SO	Clackamas, OR/Clackamas
55	Dominick Harris	G	6-3	185	RSO	Murrieta, CA/Rancho Christian
11	Nolan Hickman	G	6-2	180	SO	Seattle, WA/Wasatch Academy
34	Braden Huff	F	6-10	235	FR	Glen Ellyn, IL/Glenbard West
4	Kellen Mitchell	G	6-7	205	FR	Spring Lake, MI/Fairmont Prep
20	Kaden Perry	F	6-9	230	SO	Battle Ground, WA/Battle Ground
15	Efton Reid III	C	7-0	240	SO	Richmond, VA/IMG Academy/Louisiana State
5	Hunter Sallis	G	6-5	180	SO	Omaha, NE/Millard North
13	Malachi Smith	G	6-4	205	RJR	Belleville, IL/Belleville West/Chattanooga
0	Julian Strawther	G	6-7	215	JR	Las Vegas, NV/Liberty
2	Drew Timme	F	6-10	235	SR	Dallas, TX/Pearce
22	Anton Watson	F	6-8	225	SR	Spokane, WA/Gonzaga Prep

COACHING STAFF

Head Coach: Mark Few (24th Season), Oregon, 1987
Assistant Coach: Brian Michaelson (10th Season), Gonzaga, 2005
Assistant Coach: Roger Powell Jr. (Fourth Season) Illinois, 2005
Assistant Coach: Stephen Gentry (Second Season), Gonzaga, 2006
Director of Operations: Jorge Sanz (Fourth Season), Florida Atlantic, 2011
Video Coordinator: Kurt Baumbauer (Second Season), Gonzaga, 2017

PRONUNCIATION GUIDE

Gonzaga: Gone-ZAG-uh (Zag rhymes with "bag")
RASIR Bolton: RAH-Zheer
Drew TIMME: Pronounced like Timmy

BREAKDOWN BY LOCATION

Washington (4): Few, Hickman, Perry, Watson
California (3): Brooks, Eagle, Harris
Illinois (2): Huff, Smith
Virginia (2): Bolton, Reid III
Michigan (1): Mitchell

Nebraska (1): Sallis
Nevada (1): Strawther
Oregon (1): Gregg
Texas (1): Timme

BREAKDOWN BY CLASS

Senior (4): Bolton, Timme, Watson
Junior (2): Smith, Strawther
Sophomore (8): Brooks, Eagle, Few, Gregg, Harris,
Hickman, Perry, Sallis
Freshman (2): Huff, Mitchell



HEAD COACH · MARK FEW



NOTES

Gonzaga University head coach Mark Few has established himself as one of the most successful coaches in NCAA Division I basketball annals in his 23 seasons at the helm, and in the process has made Bulldog basketball a household name across the country. He served as an assistant coach at GU for 10 seasons prior to take the reins of the program. Few has put together one of the most dominating runs in NCAA history, especially in the West Coast Conference. The Zags have won or shared 21 regular season league titles in his 23 seasons (all but the 1999-2000 and 2011-12 season) and taken home the conference tournament championship 18 times. The Bulldogs won or shared 11 straight West Coast Conference regular-season titles from 2000-11, which was the longest current active streak in the nation at the time and the second-best streak all-time in the NCAA Division I ranks behind UCLA's 13 Pac-10 Conference titles from 1967-79. Few led Gonzaga to the national championship game in the program's first-ever Final Four in 2017, and again in the second Final Four in 2021. Under Few, GU has appeared in four Elite Eight appearances (2015, 2017, 2019 and 2021) and 11 Sweet 16 appearances (2000, '01, '06, '09, '15, '16, '17, '18, '19, '21, '22). He has coached 20 All-Americans, nine Academic All-Americans, 95 all-conference selections, 16 WCC Players of the Year, 10 league newcomers of the year and nine league defenders of the year. Few has also cultivated NBA talent, including current NBA players in Domantas Sabonis, Kelly Olynyk, Zach Collins, Rui Hachimura, Brandon Clarke, Jalen Suggs, Corey Kispert and Filip Petrushev. He also helped recruit and develop Dan Dickau, Richie Frahm, Adam Morrison, Jeremy Pargo, Elias Harris, Austin Daye, Rob Sacre, Ronny Turiaf, Kevin Pangos and Joel Ayayi, all NBA players. Morrison became the highest-drafted player in GU history when he was taken No. 3 overall by the Charlotte Bobcats in 2006.

Entering the 2022-23 Season, Few:

- Is the winningest active coach by percentage at .836 (657-129)
- Tied for 18th for fastest to 100 wins in Division I, accomplishing the feat in 126 games
- Third fastest to 200 wins, reaching the milestone in 247 games
- Tied for sixth fastest to 300 wins, achieving his 300th win in his 378th game
- Fifth fastest to 400 wins, achieving the milestone in 499 games
- Third fastest to 500 wins, reaching the milestone in 612 games
- Fourth fastest to 600 wins, reaching the milestone in 754 games
- Ranks ninth in winning percentage after five seasons at .806 (133-32) and six seasons .811 (159-37); sixth after seven seasons at .821 (188-41); seventh after eight seasons .802 (211-52); seventh after 10 seasons .800 (264-66); fifth for 11 seasons .799 (291-73); eighth after 12 seasons .792 (316-83); eighth after 13 seasons .792 (342-90), fourth after 14 seasons at .801 (374-93), sixth after 15 seasons at .801 (403-100), third after 16 seasons at .810 (438-103), fourth after 17 seasons at .808 (466-111), third after 18 seasons at .817 (503-113), fourth after 19 seasons at .819 (535-118), fourth after 20 seasons at .823 (568-122), second after 21 seasons at .828 (599-124), second after 22 seasons at .834 (630-125) and second after 23 seasons at .836 (657-129).
- Ranks sixth for most wins after two seasons (52-16); fourth for three seasons (81-20); sixth after four seasons (105-29); fourth after five seasons (133-32); fifth for six seasons (159-37); first for seven seasons (188-41); fourth for eight seasons (211-52) and nine seasons (236-60); third for 10 seasons (266-64), 11 seasons (291-73) and 12 seasons (316-83); third for 13 seasons (342-90) and 14 seasons (374-93); second for 15 seasons (403-100), first for 16 seasons (438-103), second for 17 seasons (466-111), first after 18 seasons (503-113), 19 seasons (535-118), 20 seasons (568-122), 21 seasons (599-124), 22 seasons (630-125) and 23 seasons (658-129).
- Is in the Top 15 among active Division I coaches for most 20-win seasons with 23, never having won less than 20 games in a season
- Is first for most consecutive 20-win seasons for active coaches with 23

For all that Few has accomplished on the court, his achievements off of it are equally impressive. In 2002, Mark and his wife Marcy initiated the Spokane branch of Coaches vs Cancer. The Few's annual event would become the largest Coaches vs Cancer fundraiser across the country. Quietly and without fanfare, Few has created a culture of giving at Gonzaga. In 2007, Gonzaga began hosting the Ronald McDonald House Charities Classic. For six seasons, these annual games helped raise over \$750,000 for Spokane's Ronald McDonald House. Building on their success with Coaches vs Cancer, the Fews and others in the Spokane region launched the Community Cancer Fund in 2014 to keep more money in the local market while devoting more resources to cancer patients, their families and the local organizations that serve them. In the last six years, the Community Cancer Fund has raised over 17 million dollars bringing the total raised over 18 years between the organizations to well over 25 million dollars. Among the highlights, the charity established a 3-million-dollar endowment to fund Camp Good Times, a week-long summer camp for kids with cancer.

HEAD COACH

Year	Overall W L	Conf. W L	WCC Finish	Post-Season
2023	12 3	1 0		
2022	28 4	13 1	1st	NCAA Sweet 16
2021	31 1	15 0	1st	NCAA Runner-Up
2020	31 2	15 1	1st	NCAA Canceled
2019	33 4	16 0	1st	NCAA Elite Eight
2018	32 5	17 1	1st	NCAA Sweet 16
2017	37 2	17 1	1st	NCAA Runner-Up
2016	28 8	15 3	T-1st	NCAA Sweet 16
2015	35 3	17 1	1st	NCAA Elite Eight
2014	29 7	15 3	1st	NCAA 3rd Round
2013	32 3	16 0	1st	NCAA 3rd Round
2012	26 7	13 3	2nd	NCAA 3rd Round
2011	25 10	11 3	T-1st	NCAA 3rd Round
2010	27 7	12 2	1st	NCAA 2nd Round
2009	28 6	14 0	1st	NCAA Sweet 16
2008	25 8	13 1	1st	NCAA 1st Round
2007	23 11	11 3	1st	NCAA 1st Round
2006	29 4	14 0	1st	NCAA Sweet 16
2005	26 5	12 2	1st	NCAA 2nd Round
2004	28 3	14 0	1st	NCAA 2nd Round
2003	24 9	12 2	1st	NCAA 2nd Round
2002	29 4	13 1	1st	NCAA 1st Round
2001	26 7	13 1	1st	NCAA Sweet 16
2000	26 9	11 3	2nd	NCAA Sweet 16
TOTAL	669 132	319 32		

ASSISTANT COACH

Year	Overall W L	Conf. W L	WCC Finish	Post-Season
1999	28 7	12 2	1st	NCAA Elite Eight
1998	24 10	10 4	1st	NIT - 2nd Round
1997	15 12	8 6	T-4th	
1996	21 9	10 4	T-1st	NIT
1995	21 9	7 7	4th	NCAA
1994	22 8	12 2	1st	NIT 2nd Round
1993	19 9	10 4	2nd	
1992	20 10	8 6	3rd	

GRADUATE ASSISTANT COACH

Year	Overall W L	Conf. W L	WCC Finish	Post-Season
1991	14 14	5 9	4th	
1990	8 20	3 11	8th	

WCC Regular-Season Titles (24)

2013-21; 2001-11; 1998-99; 1996; 1994

WCC Tournament Titles (20)

2020-21; 2013-18; 2009-11; 2004-07; 1999-02; 95

WCC Tournament Championship Games (27)

1998-2021; 1995-96; 1992

NCAA Tournament Appearances (23)

1999-2021; 1995

NIT Appearances (3) 1998, 1996, 1994

SCOUTING THE DONS

- San Francisco is coming off back-to-back 12-point losses to open West Coast Conference play at Santa Clara last Thursday, 79-67, and at home to San Diego Saturday, 80-68.
- Against USD, Khalil Shabazz scored over 20 points for the sixth time this season and the second straight game, finishing with a team-high 21 points to go along with eight rebounds. Zane Meeks tallied 12 points and eight rebounds for USF.
- Shabazz, a preseason All-WCC selection, averages a team-best 15.5 points and 3.5 assists per game.
- Washington State transfer Tyrell Roberts chips in 14.2 points and 2.4 assists per outing. Meeks scores 12 points per game, while grabbing a team-high 6.8 rebounds.
- The Dons rolled to a 97-60 home win over then-ranked No. 25 Arizona State on Dec. 21. USF led by as many as 47 points and was led by Shabazz with 26 points.
- San Francisco was picked third in the WCC Preseason Poll.

SERIES INFO

- This is the 91st all-time meeting between Gonzaga and San Francisco. GU has a 68-22 advantage in the series.
- GU is 47-4 against San Francisco under Mark Few.
- The Zags have won 24 straight versus the Dons. USF's last win in the series came on Feb 18, 2012, 66-65, at USF.
- In the latest matchup, Drew Timme scored 27 points, Chet Holmgren added 17, and Gonzaga beat San Francisco 81-71 in the 2022 WCC Tournament Semifinals on March 7.
- In last season's meeting in San Francisco, Drew Timme just missed a triple-double with 20 points, nine rebounds and eight assists, and Julian Strawther added 15 points for the Zags, and No. 1 Gonzaga picked up its defensive pressure in the second half to beat San Francisco 89-73.
- GU is 25-18 all-time at San Francisco. The Bulldogs have won the last 10 matchups at USF.
- Gonzaga has won 33 in-a-row in Spokane in the series, including all 18 in the McCarthey Athletic Center.
- The Bulldogs are 38-2 against USF in Spokane all-time. The Dons last won in Spokane on Feb. 10, 1989, 67-64.
- San Francisco edged GU, 64-62, in the first-ever meeting at USF on Jan. 28, 1961.

TIMME VERSUS THE DONS

- Drew Timme averages 16.6 points in eight games versus San Francisco. He has scored 28, 23, 20 and 22 points in his last four outings against USF.
- Timme is shooting 57.1 percent (52-91) in his career against the Dons.

STREAKS VERSUS THE WCC:

- Here's a look at the current streaks over league foes, with GU's last loss versus the opponent at home and on the road. The numbers in parenthesis represents the Zags' win streaks at home and on the road.

WCC Opponent	Wins	Last Road Loss	Last Home Loss
Pepperdine	44	2002 (19)	1998 (25)
LMU	25	2010 (10)	1991 (32)
Santa Clara	24	2011 (9)	2007 (15)
San Francisco	24	2012 (9)	1989 (32)
Pacific	17	1976 (7)	-- (7)
San Diego	15	2014 (7)	2000 (22)
Portland	14	2014 (12)	2003 (16)
BYU	5	2020 (2)	2017 (5)
Saint Mary's	1	2022 (-)	2018 (3)

UP NEXT

- The 99th all-time meeting between Gonzaga and Santa Clara. GU owns a 68-30 advantage in the series.

- GU has won 47 of the last 49 meetings against the Broncos, including the last 24 straight matchups.
- Santa Clara's last win in the series was an 85-71 home victory on Jan. 20, 2011.
- The Bulldogs are 47-4 against SCU under Mark Few.
- In the latest meeting, Drew Timme had 23 points and nine rebounds and Gonzaga won its 10th straight West Coast Conference regular-season title, with an 81-69 win in Spokane on Feb. 19. Rasir Bolton contributed 18 points.
- In last season's game at SCU, Drew Timme scored 32 points as No. 2 GU routed Santa Clara 115-83, on Feb. 19.
- Gonzaga is 25-23 all-time at Santa Clara, but have won 21 of their last 22 at SCU.
- Santa Clara won the first all-time meeting between the programs, 67-62, in Santa Clara on Feb. 3, 1959.

MILESTONE WATCH

- Drew Timme ranks fourth in program history with 1,851 points and ninth with 742 rebounds. He is six points from third. Timme is 15 rebounds from eighth in program history.
- Hunter Sallis is four rebounds from 100 in his career and Ben Gregg is eight rebounds from 100 in his career.

A ZAG WIN WOULD ...

- Extend the second-longest streak in the AP Poll era for ranked against unranked opponents to 79 games.
- Be the 90th straight victory over an unranked team.
- Be the 37th straight road win over an unranked team.
- Be the 34th straight win in the month of January.

TIMME NAMED WCC PLAYER OF THE WEEK ... AGAIN

- Drew Timme was named the University Credit Union West Coast Conference Men's Basketball Player of the Week for the third time out of the last four weeks the league announced Monday.
- Timme received the honor for the eighth time in his GU career, earning the accolade three times in 2020-21 as a sophomore and twice last season.
- Timme helped Gonzaga surpass the 100-point mark in both of its games last week, posting 26.5 points, 8.5 rebounds, 4.0 assists and 1.5 steals in victories over Eastern Oregon and Pepperdine.

JUST HOW HE DREW IT UP

- Over his last seven games, Drew Timme has averaged 27.3 points, 9.7 rebounds and 4.0 assists per game. He is shooting 70.1 percent from the field over the seven-game span.
- According to ESPN Stats and Info, the only other NCAA Div. I player in the last five seasons to average 25+ points on 70 percent shooting over any seven-game stretch in a season was Zion Williamson.
- Per OPTAstats, Timme is the only Div. I player in the last 25 years to average 25/10/4 on 60 percent shooting over any five-game span.
- Against Pepperdine, Timme scored a season-high 35 points, two off his career-high, with 10 rebounds and five assists. He is the first Gonzaga player with 35/10/5 in a game since Nigel Williams Goss did it at San Francisco in January 2017.

CONFERENCE OPENING SUCCESS

- Gonzaga has now won 27 straight West Coast Conference openers, dating back to a 72-61 loss at Santa Clara in 1996.
- The Zags have won all 24 WCC openers under Mark Few.

WAVE BREAKERS

- Gonzaga has won 44 straight games against Pepperdine.
- It ranks as the third-longest streak versus an opponent in

VERSUS SAN FRANCISCO ...

CAREER STATS

	GP/GS	PPG	RPG	Note	MPG
Strawther	5/3	7.0	4.0	9/11 FT	21.6
Timme	8/6	16.6	5.8	57.1%	24.4
Sallis	3/0	3.0	0.3	1.3apg	11.7
Hickman	3/0	0.7	0.7	1.0spg	14.3
Watson	5/1	6.2	4.2	50.0%	19.8

% Field Goal Percentage

NOTABLE PERFORMANCES

Drew Timme

- 22 pts, 4 rbs, 4 asts (3-7-22, N)
- 20 pts, 9 rbs, 8 asts (2-24-22, A)
- 23 pts, 4 rbs, 4 asts (1-20-22, H)
- 28 pts, 10 rbs, 2 blks (2-13-21, A)
- 10 pts, 11 rbs, 2 asts (1-2-21, H)
- 9 pts, 4/5 FG, 12 mins (3-9-20, N)
- 19 pts, 4 rbs, 3 asts (2-1-20, A)

Anton Watson

- 8 pts, 10 rbs, 3 asts (3-7-22, N)
- 11 pts, 5 rbs, 2 asts (1-20-22, H)
- 8 pts, 4 rbs, 3 asts (1-2-21, H)

Julian Strawther

- 7 pts, 7 rbs, 1 ast (1-20-22, H)

Hunter Sallis

- 7 pts, 3/4 FG, 12 mins (2-24-22, A)

LAST FIVE SEASONS

2021-22	N	W	81-71*
	A	W	89-73
	H	W	78-62
2020-21	A	W	100-61
	H	W	85-62
2019-20	N	W	81-77*
	H	W	71-54
	A	W	83-79
2018-19	H	W	92-62
	A	W	96-83
2017-18	N	W	88-60*
	H	W	82-73
	A	W	75-65

* WCC Tournament in Las Vegas

THE LAST MEETING

March 7, 2022 - Las Vegas - Gonzaga, 81-71

Drew Timme scored 27 points, Chet Holmgren added 17, and top-ranked Gonzaga reached the West Coast Conference championship game for the 25th straight year by holding off San Francisco 81-71. The Zags raced to a 24-point second-half lead. The Dons mounted a late comeback, pulling within eight while holding Gonzaga without a field goal over the final 5:33. Khalil Shabazz scored nine of his 27 points during a 13-2 run that got San Francisco back in it.

BY THE NUMBERS

Overall: 68-22
In Spokane: 38-2
In McCarthey Athletic Center: 19-0
In San Francisco: 25-18
At Neutral Site: 6-2
Few vs. USF: 47-4
Gerlufson vs. GON: 0-0
Most GON Points: 106, 106-67 (1995)
Most USF Points: 106, 98-106 (ot) (1995)
Fewest GON Points: 50, 50-62 (1989)
Fewest USF Points: 41, 69-41 (2013)
Largest GON Margin: +42, 92-50 (2004)
Largest USF Margin: +17, 74-91 (1962)
Last GON Win: 3/7/22, 81-71
Last USF Win: 2/18/12, 66-65
Current Streak: Won 24
Longest GON Win Streak: 24*
Longest GON Home Win Streak: 33*
Longest GON Away Win Streak: 10*
Longest USF Win Streak: 5
Longest USF Home Win Streak: 10
Longest USF Away Win Streak: 1
In Overtime: 3-3

PRESEASON NODS AND HONORS

Rasir Bolton

College Hoops Today All-WCC Team
Lindy's Top 150 (No. 102)
Lindy's All-WCC Second Team
Lindy's WCC Top Shooter
The Almanac WCC Second Team
Jerry West Award Watch List

Nolan Hickman

College Hoops Today Top Breakout Player
College Hoops Today WCC Breakout Player
ESPN Top Breakout Player
The Almanac Top 100 Players (No. 83)
The Almanac Top Breakout Players (No. 2)
The Athletic Top Breakout Guards

Hunter Sallis

College Hoops Today WCC Breakout Player

Malachi Smith

College Hoops Today Top WCC Transfer
Lindy's Top 150 (No. 123)
Lindy's All-WCC Second Team
Lindy's WCC Newcomer of the Year
Jerry West Award Watch List

Julian Strawther

College Hoops Today Top Upcoming Star
College Hoops Today All-WCC Team
Lindy's Top 150 (No. 38)
Lindy's All-WCC First Team
Lindy's WCC Top NBA Prospect
The Almanac Top 100 Players (No. 28)
The Almanac WCC First Team
The Almanac WCC Best Pro Prospect
Julius Erving Award Watch List
Naismith Player of the Year Watch List
Wooden Award Watch List

Drew Timme

Associated Press All-American First Team
Blue Ribbon All-American First Team
CBS Sports National Player of the Year
CBS Sports All-American First Team
College Hoops Today All-American First Team
College Hoops Today WCC Player of the Year
College Hoops Today All-WCC Team
ESPN Vitale All-American First Team
Lindy's Top 150 (No. 2)
Lindy's All-American First Team
Lindy's All-Glass Cleaning Team
Lindy's All-WCC First Team
Lindy's WCC Player of the Year
Lindy's WCC Most Entertaining Player
The Almanac All-American First Team
The Almanac Top 100 Players (No. 2)
The Almanac WCC Player of the Year
The Almanac WCC First Team
Karl Malone Award Watch List
NABC Player of the Year Watch List
Naismith Player of the Year Watch List
Sporting News All-American First Team
Wooden Award Watch List
Phil Knight Legacy All-Tournament Team

Anton Watson

College Hoops Today Top 10 Glue Guy
Lindy's WCC Top Defender

Div. 1 history.

Program	Opponent	Wins	Years
UCLA	California	52	1961-85
Syracuse	Colgate	49	1963-2019
Gonzaga	Pepperdine	44	2002-pres.
USC	UCLA	41	1932-43
Kentucky	Ole Miss	39	1929-72
Marquette	Milwaukee	39	1917-2012
Rhode Island	Maine	39	1924-52

BACK-TO-BACK EFFORTS

- Gonzaga's 120 and 111 points in its last two victories are the most points in back-to-back games in program history.
- Per ESPN Stats and Info, the Zags' 154 points in the paint over the last two games are the second-most in back-to-back games since the 2016-17 season. Georgia Southern combined for 162 points in the paint in 2018-19. GU outscored Eastern Oregon in the paint, 84-12, before it scored 70 in the win over Pepperdine.
- Over the last two games, the Bulldogs a combined 66-5 advantage in fast break points and 61-23 in bench points.

CHASING HISTORY

- Timme is climbing on the GU career program records ...
POINTS

Name	Points	Years	Played
1. Frank Burgess	2,196	3	1959-61
2. Jim McPhee	2,015	5	1986-90
3. Adam Morrison	1,867	3	2004-06
4. <i>Drew Timme</i>	<i>1,861</i>	<i>4</i>	<i>2019-pres.</i>
5. Elias Harris	1,857	4	2009-13
6. Kevin Pangos	1,824	4	2012-15
7. Matt Santangelo	1,810	4	1997-00
8. Ronny Turiaf	1,723	4	2002-05
9. Matt Bouldin	1,683	4	2007-10
10. Blake Stepp	1,670	4	2001-04

REBOUNDS

Name	Rebounds	Years	Played
1. Jerry Vermillion	1,670	4	1952-55
2. Elias Harris	979	4	2009-13
3. Gary Lechman	910	3	1965-67
4. Cory Violette	880	4	2001-04
5. Ronny Turiaf	859	4	2002-05
6. Przemek Karnowski	819	5	2012-17
7. Greg Sten	783	3	1971-73
8. Casey Calvary	757	4	1998-01
9. <i>Drew Timme</i>	<i>742</i>	<i>4</i>	<i>2019-pres.</i>
10. Domantas Sabonis	694	2	2015-16

FIELD GOALS MADE

Name	Rebounds	Played
1. Frank Burgess	800	1959-61
2. Jim McPhee	774	1986-90
3. <i>Drew Timme</i>	<i>734</i>	<i>2019-pres.</i>
4. Adam Morrison	669	2004-06

FAREWELL 2022

- Gonzaga boasted a 29-5 record in the 2022 calendar year, which was the fourth-best output in NCAA Div. 1.
- The Zags racked up 12 Quad 1 wins, which was the third-best mark in the nation. GU was 12-5 against Quad 1 foes.
- Gonzaga was one of 10 programs that was ranked every single week in the AP Poll for the calendar year.

HISTORIC WIN

- The Bulldogs' 120-42 victory over Eastern Oregon set

multiple record marks.

- The 78-point margin broke the program record for margin of victory (previously 61 vs. Denver).
- The 51 made field goals set a new program record (previously 50 vs. Carroll). GU attempted 72 shots versus EOU.
- Gonzaga's 70.8 percent from the field matched the second-best mark in program history (record is 71.8% against Saint Mary's in 1996).
- The Zags' 120 points were the most points scored in a regular season game since a 120-79 win over Idaho State on Nov. 6, 2018. It was only the sixth time Gonzaga reached the 120-point mark in program history.
- GU made 75.0 percent of its shots from the field in the first half, which was the best percentage in a half over the last nine seasons.
- Gonzaga had seven double-digit scorers for the first time since a 116-88 win at Portland on Jan. 9, 2021.
- The Zags forced Eastern Oregon into 28 turnovers, the most by a GU foe since Southern Utah had 28 in 2012. Gonzaga had 19 steals in the win over EOU, the most under Mark Few.

HISTORIC AT HOME

- Gonzaga's 74 straight home wins are the most in the modern era of Div. 1 (Since 1985).
- Arizona had 71 straight victories from 1987-1992.
- The Zags' last loss at home was during the 2017-18 season, a 74-71 setback to Saint Mary's on Jan. 18, 2018.
- GU's 74 consecutive victories at home are tied for ninth all-time in NCAA Div. 1 history.

1. Kentucky	129	1943-1955
2. St. Bonaventure	99	1948-1961
3. UCLA	98	1970-1976
4. Cincinnati	86	1957-1964
5. Arizona	81	1945-1951
5. Marquette	81	1967-1973
7. Lamar	80	1978-1984
8. Long Beach State	75	1969-1974
9. <i>Gonzaga</i>	<i>74</i>	<i>2018-pres.</i>
10. UNLV	72	1974-1978

THERE'S NO PLACE LIKE HOME

- Gonzaga's 74 straight home wins are the longest streak in program history, breaking the previous record of 50 from 2003-07.
- During the Zags' 74-game home win streak, GU has won 36 times by 30-plus points, 47 times by 20 or more points, and 37 of the wins were versus conference opponents.
- The 37 straight wins over WCC foes is a program best.
- Since the McCarthy Athletic Center opened in 2004, Gonzaga boasts a 258-15 record at home.
- The Zags' 94.5 winning percentage at home since 2004-05 ranks second in the nation.
- GU has sold out every game since the 6,000-seat McCarthy Athletic Center opened, a streak of 273 games.

POINT POST

- Gonzaga's Drew Timme ranks among the best post passers in program history ...

Name	Assists	Avg.	Season
1. Drew Timme	88	2.8	2021-22
2. Drew Timme	75	2.3	2020-21
3. Domantas Sabonis	64	1.8	2015-16
4. Casey Calvary	54	1.7	2000-01
5. Paul Rogers	52	1.7	1995-96
6. <i>Drew Timme</i>	<i>51</i>	<i>3.4</i>	<i>2022-23</i>
7. Przemek Karnowski	51	1.3	2014-15



TAKING CARE OF BUSINESS

- Gonzaga has won 79 consecutive games when ranked against unranked opponents, the 2nd-longest such streak in the AP Poll era.
- GU has won 89 straight games over unranked teams.

TIMME TIDBITS

- GU is 35-3 when Drew Timme scores 20 or more.
- Timme's record in his appearances is 102-10 (.911). He has never lost back-to-back games at Gonzaga.
- The Zags have been ranked No. 1 in 30 of the 65 AP polls during Timme's career.

STEADY IN THE POLLS

- The Bulldogs' 123 straight AP Poll appearances top the nation, with Baylor second at 65.
- The Bulldogs' 123 consecutive appearances in the Top 25 is 12th all-time in the poll's history.
- GU is the only program in the country to appear in every AP poll since 2017.

LIFE ON THE ROAD

- Since the 2007-08 season, the Zags are 122-28 in true road games. GU's 81.9-win pct. in true road games is best in the nation over that span.
- Since the 2005-06 season, Gonzaga is 247-73 in road or neutral games. The Zags' 77.6-win percentage in road or neutral games tops the nation over that span.

AGAINST THE BEST

- Since 2018-19, Gonzaga boasts a 7-1 record in regular season games against teams ranked in the Top 5 in either the AP or Coaches polls.
- Only one of those games, a win over No. 5 Texas last season, was at home in the McCarthy Athletic Center.
- The lone loss was by three points to No. 5/6 Duke last season in Las Vegas.
- Over that same span, the Zags are 8-3 versus Top-10 foes in regular season games.

SWEET HOME ALABAMA

- Gonzaga picked up its second win this season over a No. 4 ranked team beating Alabama.
- In the second half against the Crimson Tide, the Zags scored 53 points, shot 74.1 percent from the field (including 66.7 percent from three-point range), and scored 1.43 points per possession (for reference, Arizona ranks No. 1 nationally this season at 1.20 PPP).
- Six Bulldogs finished in double-digit scoring for the third time this season.
- GU forced 21 turnovers and made 12 steals. Malachi Smith had five steals.

TOP DOGS

- Gonzaga beat in-state foe Washington for the seventh straight time on Dec. 9.
- During Gonzaga's seven-game winning streak, only twice has the game been decided by 10 points or less.
- The 77-60 Zag victory was the 14th win out of the last 15 meetings in favor of GU.
- This season's meeting was the 49th all-time matchup between the programs.
- The Huskies' last win in the series was in 2005, but they have not won at Gonzaga since 1944.

CLOSING IT OUT

- Gonzaga rallied for an 88-84 victory over Xavier in the

third-place game at the Phil Knight Legacy tournament.

- The Zags trailed 71-83 with 6:19 left in regulation.
- GU didn't miss a shot from the field over the final 6:08, going 6-for-6 from the field, including 4-of-4 from behind-the-arc. The Bulldogs went 9-for-12 from the free throw line over that stretch as well.

LATE NIGHT BUCKETS

- Gonzaga's late night win over Portland State in the Phil Knight Legacy quarterfinals brought several impressive stats.
- Malachi Smith made the most threes without a miss (5-of-5) since Killian Tillie made all five of his shots from outside-the-arc in back-to-back games in the 2017 WCC Tournament quarterfinals and semifinals.
- The Zags made eight of their season-high 12 three-pointers in the first half.
- GU also had 24 assists on its 38 made field goals.

DOGS RULE CATS

- No. 2 Gonzaga rolled to an 88-72 victory over No. 4 Kentucky in the Spokane Arena. The Bulldogs never trailed and led by as many as 19 points.
- Rasir Bolton scored 24 points, Drew Timme added 22 and Julian Strawther had 20 points and 14 rebounds.
- The Zag trio became only the second trio with 20 points each in a game against Kentucky under John Calipari since Duke's Zion Williamson, R.J. Barrett, and Cam Reddish accomplished the feat in 2018.
- Anton Watson had 10 points and 10 rebounds for GU.
- With the win, the Bulldogs have now won six of their last seven regular season games versus Top-5 opponents, all since the start of the 2018-19 season.

ZAGS INK STROMER ON SIGNING DAY

- Dusty Stromer (6-6, 180 lbs., G) is a four-star recruit according to ESPN and 247Sports. He ranks as the 48th top recruit in his class on ESPN 100.
- During his junior season at Notre Dame High School, he averaged 20.2 points, 6.6 rebounds and 1.4 steals in 29 games. Stromer shot 46 percent from the field and 38 percent from three-point range.
- Stromer led the Knights to their first Mission League title since 2001 and the program's first-ever CIF Southern Section Open Division playoff berth.
- During league play, he scored 22.8 points and grabbed 7.8 rebounds per game en route to claiming the Mission League MVP and All-CIF honors.

DUO NAMED TO NAISMITH PRESEASON LIST

- Julian Strawther and Drew Timme were named to the Jersey Mike's Naismith Trophy Men's Player of the Year Preseason Watch List.
- The midseason 30 team will be announced in February, and then the competition will be narrowed down to 10 national semifinalists in early March. Following those results, four finalists will be named on March 21, and the winner of the award will be announced on April 2.

TIMME NAMED TO NABC PRESEASON LIST

- Drew Timme was named to the National Association of Basketball Coaches preseason watch list for the 2021 NABC Division I Player of the Year
- The 2023 NABC Division I Player of the Year - selected by a vote of Div. I head coaches - will be announced the week of the 2023 Men's Final Four in Houston.

HISTORY

First Season.....	1908
All-time Record	1,769-1,106 (.613)
NCAA Tournament Appearances	24
Record.....	41-23
Last (Round)	2022 (Sweet 16)
Consecutive	23 (1998-present)
NCAA Sweet 16 Appearances (last).....	12 (2022)
NCAA Elite Eight Appearances (last)	5 (2021)
NCAA Final Four Appearances (last).....	2 (2021)
NIT Appearances (last).....	3 (1998)
WCC Championships (last)	25 (2022)
WCC Tournament titles (last)	20 (2022)

TEAM INFORMATION

2021-22 Record	28-4
Home	16-0
Away	5-1
Neutral	7-3
WCC Record	13-1
Home	8-0
Away	5-1
Finish	First
Tournament	Champions
NCAA Tournament	Sweet 16
Associated Press Final Ranking	1
USA Today Final Ranking	5
Starters Returning/Lost	3/2
Letterwinners Returning/Lost	9/5
Points/Rebounds Returning	72 percent/66 percent

COACHES AND STAFF

Head Coach	Mark Few
Alma Mater	Oregon '87
Record at Gonzaga	669-132 (24)
Overall Record	669-132 (24)
Assistant Coach	Brian Michaelson
Alma Mater	Gonzaga '05
Season on staff	Ninth
Assistant Coach	Roger Powell Jr.
Alma Mater	Illinois '05
Season on staff	Third
Assistant Coach	Stephen Gentry
Alma Mater	Gonzaga '06
Season on staff	First
Director of Operations	Jorge Sanz
Alma Mater	Florida Atlantic '11
Season on staff	Fourth
Video Coordinator	Kurt Baumbauer
Alma Mater	Gonzaga '17
Season on staff	First
Strength and Conditioning Coach	Travis Knight
Athletic Trainer	Josh Therrien
Academic Support Services	Justin Pugh
Creative Director - Recruiting	Matt Villareal



GONZAGA WINS ARMED FORCES CLASSIC

- Drew Timme had 22 points and 13 rebounds, and led No. 2 Gonzaga in a spirited comeback from a 12-point deficit that carried the Bulldogs to a 64-63 victory over Michigan State on the flight deck of the USS Abraham Lincoln at North Island Naval Air Station.
- Strawther had 13 points and nine rebounds, and Nolan Hickman scored 10.
- Michigan State led 38-31 at halftime and 45-33 with 16:12 left in regulation.

BULLDOG QUARTET ON NAISMITH FIVE

- Gonzaga had four players named to preseason watch lists for the Naismith Starting Five awards.
- Rasir Bolton and Malachi Smith were named to the Jerry West Shooting Guard Award Watch List
- Julian Strawther was named to the Julius Erving Small Forward Award Watch List.
- Drew Timme was named to the Karl Malone Power Forward Award Watch List. He won the award in 2021-22.
- Gonzaga (4) is one of six schools with four or more players on a watch list, joining Duke (5), Kentucky (5), Arizona (4), Creighton (4) and UCLA (4).

TIMME NAMED PRESEASON ALL-AMERICAN

- Gonzaga's Drew Timme was named Preseason First Team All-American by the Associated Press. The Zag senior landed on the team for second straight season.
- Timme was joined by Kentucky big man Oscar Tshiebwe, North Carolina forward Armando Bacot, Houston guard Marcus Sasser and Indiana forward Trayce Jackson-Davis. Timme and Tshiebwe were unanimous selections.
- Timme and Indiana's Trayce Jackson-Davis are the first players named Preseason First Team All-American by the Associated Press in consecutive seasons since Creighton's Doug McDermott in 2012-13 and 2013-14. McDermott went on to be named AP Player of the Year in 2013-14.

TIMME PRESEASON NATIONAL PLAYER OF YEAR

- For the second straight season, Gonzaga's Drew Timme was named the CBS Sports Preseason National Player of the Year the outlet.
- Timme was joined on CBS Sports' Preseason All-American First Team by Kentucky big man Oscar Tshiebwe, North Carolina's Armando Bacot, UCLA's Jaime Jaquez Jr., and Houston guard Marcus Sasser.

PRESEASON WCC FAVORITES ... AGAIN

- For the 21st time in the last 22 seasons, Gonzaga was selected as favorites in the West Coast Conference preseason coaches' poll. GU received nine of the league's 10 first place votes in this year's poll. Coaches are not allowed to vote for their own program.
- Except for 2017-18, the Zags have been first place in every WCC preseason poll since 2001.
- Saint Mary's collected the other first place vote in this year's poll. The Zags had 81 points in the poll, while Saint Mary's was second with 73, and BYU and San Francisco tied for third with 57. Portland rounded out the top-half of the league with 48 points.

TRIO TABBED PRESEASON ALL-WCC

- Rasir Bolton, Julian Strawther and Drew Timme were all named to the conference's preseason team. Timme earns the recognition for the second straight season.
- Bolton started all 32 games last season, leading the team with 64 made three-pointers on 139 attempts. He led the WCC shooting 46 percent from behind-the-arc. He was named Honorable Mention All-WCC.
- Strawther averaged 11.8 points per game, reaching double-digits 21 times. He started 31 of the Zags' 32 games in 2021-22. Following the regular season, he was tabbed All-WCC Honorable Mention.
- Timme was named a John R. Wooden Award Player of the Year Finalist, Wooden All-American, and Second Team All-American by Sporting News, the Associated Press, NABC and USBWA. Timme, a Preseason All-American and the 2022 West Coast Conference Player of the Year was named First Team All-Conference the last two seasons.

DOGS AND CATS FOR SIX YEARS

- Gonzaga and Kentucky announced a six-game series over the next six seasons.
- The series began this season at the Spokane Arena on Nov. 20. Kentucky hosts GU next season in Lexington. The programs meet in Seattle during the 2024-25 season, before facing each other in Nashville in 2025-26.
- Gonzaga and Kentucky meet on their home courts beginning in 2026-27 in Rupp Arena, and in the McCarthy Athletic Center in 2027-28.
- The programs have previously only met once when the Wildcats beat Gonzaga 80-72 in the 2002 Maui Invitational.

QUICK NOTES

- Over the last three seasons, Gonzaga is a national-best 102-10 (91.1 percent).
- Coach Few currently boasts the best winning percentage among active head coaches at 83.5 percent, which also is the best in NCAA Div. 1 all-time with a minimum of 10 seasons.
- Gonzaga has won 143 straight games when leading by 10 or more points at halftime.
- GU's 37-game home win streak versus West Coast Conference foes is the longest in program history.
- Gonzaga has won 32 straight games in January, dating back to a 74-71 home loss to Saint Mary's in 2018.
- In Gonzaga's 16 home games last season (640 minutes), the Zags trailed for 23 minutes and 29 seconds. In 2020-21, in the 480 minutes of home games, GU trailed for 24 minutes and one second.
- The Bulldogs largest deficit at home last season was 15-4, at the 13:00 mark of the first half versus USF.
- Since March 2016, Gonzaga is 29-14 vs. ranked opponents. The Zags had a 10 game win streak versus ranked teams (2019-21) before the loss to Baylor, and won 17 of last 23 games against ranked foes.

ZAGS STRIVING FOR 25 WINS

- Gonzaga has won at least 25 games in each of the last 14 consecutive seasons, the lone program in the nation to achieve that feat.

2022-23 POINTS BREAKDOWN

	Off Turnovers	2nd Chance	In Paint	Fast Break	Bench
Nov. 7 - North Florida	28-7	9-16	66-24	28-3	39-15
Nov. 11 - Michigan State	15-13	17-6	32-32	3-14	9-12
Nov. 16 - Texas	7-27	10-12	28-30	2-12	16-29
Nov. 20 - Kentucky	18-13	11-12	44-24	6-5	8-12
Nov. 24 - Portland State	21-9	14-0	40-28	10-20	41-21
Nov. 25 - Purdue	4-5	8-13	20-32	5-9	14-19
Nov. 27 - Xavier	15-13	10-7	30-42	23-16	6-8
Dec. 2 - Baylor	15-17	16-13	28-30	10-13	23-17
Dec. 5 - Kent State	9-13	13-11	34-34	7-6	6-19
Dec. 9 - Washington	18-11	10-4	44-32	12-10	11-7
Dec. 12 - Northern Illinois	17-4	23-20	44-24	7-4	42-6
Dec. 17 - Alabama	23-11	7-11	50-42	12-18	19-16
Dec. 20 - Montana	17-8	17-6	32-34	14-7	22-5
Dec. 28 - Eastern Oregon	42-7	18-3	84-12	36-0	52-13
Dec. 31 - Pepperdine	21-12	13-11	70-46	30-5	29-10
TOTALS	277-172	195-139	646-466	205-142	337-209
AVERAGE PER GAME	18.5-11.5	13.0-9.3	43.1-31.1	13.7-9.5	22.5-13.9

2022-23 GAME TRENDS

Largest Deficit

23 (67-90) | 3:13, 2nd) Nov. 16 - at Texas

Largest Deficit Overcome

12 (33-45) | 16:12, 2nd) Nov. 11 - Michigan State
- GU regained lead 61-59 (3:11, 2nd)

12 (18-30) | 5:25, 1st) Dec. 2 - Baylor
- GU regained lead 41-40 (15:39, 2nd)

Largest Deficit Overcome in Win

12 (33-45) | 16:12, 2nd) Nov. 11 - Michigan State
- GU regained lead 61-59 (3:11, 2nd)

Games Trailing at Half

31-38 Nov. 11 - Michigan State

37-47 Nov. 16 - at Texas

28-33 Nov. 25 - Purdue

33-38 Dec. 2 - Baylor

Games trailed in wins, latest time and total time trailed

Nov. 7 - North Florida 6-7 (17:08, 1st) (0:41)

Nov. 11 - Michigan State 56-59 (4:00, 2nd) (29:52)

Nov. 24 - Portland State 12-14 (12:31, 1st) (0:45)

Nov. 27 - Xavier 73-75 (3:46, 2nd) (5:36)

Dec. 5 - Kent State 65-66 (2:30, 2nd) (12:42)

Dec. 9 - Washington 9-12 (9:25, 1st) (6:25)

Dec. 17 - Alabama 23-24 (10:18, 1st) (7:47)

Dec. 20 - Montana 23-25 (6:01, 1st) (11:49)

Dec. 31 - Pepperdine 16-17 (13:34, 1st) (3:22)



Associated Press Top 25

(Jan. 2)	REC	PTS
1 Purdue (60)	13-0	1,524
2 Houston	14-1	1,417
3 Kansas	12-1	1,351
4 UConn (1)	14-1	1,342
5 Arizona	13-1	1,334
6 Texas	12-1	1,185
7 Alabama	11-2	1,132
8 Tennessee	11-2	1,114
9 Gonzaga	12-3	1,003
10 UCLA	13-2	993
11 Virginia	10-2	926
12 Miami (Fla.)	13-1	814
13 Arkansas	11-2	717
14 Wisconsin	10-2	639
15 Indiana	10-3	558
16 Duke	11-3	554
17 TCU	12-1	545
18 Xavier	12-3	531
19 Baylor	10-3	520
20 Missouri	12-1	329
21 New Mexico	14-0	290
22 Auburn	11-2	287
23 Charleston	14-1	116
24 Ohio State	10-3	114
25 Iowa State	10-2	94

Also receiving votes: LSU 83, San Diego State 72, Mississippi State 62, Kentucky 53, Kansas State 41, Illinois 21, Marquette 20, Providence 14, Virginia Tech 7, Memphis 6, West Virginia 5, Michigan State 5, Florida Atlantic 3, Creighton 1

USA Today/Coaches' Top 25

(Jan. 2)	REC	PTS
1 Purdue (30)	13-0	798
2 Houston (2)	14-1	740
3 Kansas	12-1	720
4 Arizona	13-1	693
5 UConn	14-1	659
6 Texas	12-1	652
7 Alabama	11-2	560
8 UCLA	13-2	559
9 Tennessee	11-2	556
10 Gonzaga	12-3	510
11 Virginia	10-2	494
12 Miami	13-1	380
13 Arkansas	11-2	377
14 Duke	11-3	370
15 Wisconsin	10-2	326
16 Baylor	10-3	290
17 TCU	12-1	273
18 Xavier	12-3	246
19 Indiana	10-3	226
20 Auburn	11-2	131
21 Missouri	12-1	130
22 New Mexico	14-0	118
23 Ohio State	10-3	112
24 Illinois	9-4	65
25 Kentucky	9-4	62
Iowa State	10-2	62

Also receiving votes: Mississippi State 47, Kansas State 38, LSU 35, Providence 30, West Virginia 28, Charleston 24, San Diego State 17, Marquette 14, Michigan State 14, Saint Mary's 12, Penn State 11, Maryland 9, Virginia Tech 6, Florida Atlantic 3, UAB 2, Texas Tech 1

PLAYER CAPSULES**#0 JULIAN STRAWTHER**

6-7 • JR • G • Las Vegas, Nev.

- 2021-22: WCC Honorable Mention selection ... Started in 31 of 32... Averaged 11.8 points per game... Scored a season high 20 points against BYU ... Third highest rebounder on the team with 172, averaging 5.4 a game, season high of 12 rebounds against Tarleton St.
- 2020-21: Appeared in 25 games... Averaged 3.4 points... scored a season-high 12 points in a win at Portland on Jan. 9.
- High School: Averaged 31.5 pts, 11.1 rebounds and 2.2 assists and 2.1 steals per game his senior year... became Liberty High School's all-time leading scorer (2,252 points) and rebounder (839 rebounds)... No. 63 in 247 Sports' ratings and No. 70 in ESPN's top 100.
- International: At 2019 FIBA Under-19 World Cup in Greece, Strawther was second in the tournament averaging 22 points per game at 45 percent shooting from the field for Puerto Rico... had four games scoring at least 20 points, with his tournament-high performance coming in the final game, a 40-point effort against Russia.

#2 DREW TIMME

6-10 • SR • F • Richardson, Texas

- 2021-22: Started all 32 games ... Surpassed 1,500 career points ... Surpassed 600 career rebounds ... Became the programs All Time leader in points in the NCAA Tournament, along with FG Made and FT Made ... Scored a career-high 37 points against Texas ... Had a total of 216 rebounds; 157 were defensively ... 88 assists, including a career-best eight against San Francisco ... 25 blocks... Named WCC Player of the Year... Made All-WCC First Team ... Made Sporting News All-American Second Team ... Made Sports Illustrated All-American Third Team... AP All-American Second Team ... Elected to the John R. Wooden All-American Team ... Named Lute Olson All-American Team ... Sporting News All-American Second Team
- 2020-21: Started in all 32 games... led the WCC in scoring (19.0 ppg) and shooting percentage (65.5 percent)... fourth in the conference in rebounds per game (7.0)... scored 20+ points in 16 games... recorded top-10 most single-game points (30) and rebounds (13) in program history in NCAA Tournament against Oklahoma... named Karl Malone Power Forward of the Year, All-WCC First Team, NABC All-District 9 Second Team,

USBWA All-District IX Team, Lute Olson Award Finalist, John R. Wooden All-American Team, AP All-American Second Team.

- 2019-20: WCC All-Freshman Team... appeared in all 33 games... made four starts... averaged 9.8 points per game... led the team shooting 62.1 percent from the field... third in WCC in blocked shots... scored double-digits in 16 games... four double-digit rebounds games... scored 20 points and grabbed 10 rebounds at Saint Mary's on Feb. 8.
- High School: Five-star recruit according to Rivals and ranked 41st on 247 Sports' top recruits for the 2019 class... Nominated for the 2019 McDonald's All-American game as a senior.

#5 HUNTER SALLIS

6-5 • SO • G • Omaha, Neb.

- 2021-22: Played in all 32 games... Averaged 4.3 points per game, posting a season high 16 against Alcorn ... Averaged 2 rebounds a game, for a total of 63 on the season ... Finished tied for fourth on the team for steals per game at 0.6 and 19 total on the year.
- High School: Sallis is the third-highest recruit ever to sign with the Zags... ranked sixth in the class of 2021 according to 247 Sports, 16th on the ESPN Top 100 recruits list... averaged 22.2 points, 5.6 rebounds and 3.8 assists to lead Millard North to its first Class A state title during his senior season... was the first five-star basketball recruit in Nebraska history... third signee in program history to be named a McDonald's All-American.

#11 NOLAN HICKMAN

6-2 • SO • G • Seattle, Wash.

- 2021-22: Played in all 32 games... Averaged 5.1 points per game, posting a season high 16 against Central Michigan ... Finished tied for fourth on the team for steals per game at 0.6 and 20 total on the year ... 49 rebounds on the year, of which 46 were defensively... Named to the WCC All-Freshman Team
- High School: Hickman was the 24th-ranked player in the Class of 2021, and a five-star recruit, according to ESPN... named a McDonald's All-American and the Utah player of the year by MaxPreps... averaged 16 points, 3.3 assists and 2.5 rebounds per game as a senior, earning All-American honors and leading Wasatch Academy (Utah) to a top-10 national ranking and a spot in the Geico Nationals.

#13 MALACHI SMITH

6-4 • R-JR • G • Belleville, Ill.

- Chattanooga: Appeared and started in all 35 games in 2021-22... all at the point position... Led the team and the Southern Conference with a 19.9 points per game average... tied for 20th in NCAA Division I... finished with 1,115 career points at UTC... Only player in NCAA Division I basketball that posted at least 600 points, 200 rebounds, 50 assists, 50 steals and 50 3PT FG made during the 2021-22 season... team leader in points (16.8), rebounds (8.8), assists (3.3) and total steals (37)... First team All-SoCon.
- Wright State: Played one season earning Horizon League All-Freshman honors... Came off the bench in all 35 games averaging 5.4 points, 2.9 assists and 1.7 assists.
- High School: Played for Joe Muniz at Belleville West... second team All-State and first team All-Conference leading the Maroons to the 2018 Illinois 4A State Championship... Averaged 15.5 points per game as a senior.

#15 EFTON REID III

7-0 • SO • C • Richmond, VA.

- LSU: Only LSU player to start all 34 games ... Averaged 6.3 points, 4.3 rebounds... Shot 51.9 percent from the field... 26 blocks... Seven games in double figures, topped by 16 in the opener against ULM (11/9).
- High School: Came to LSU from IMG Academy in Bradenton, Florida where he averaged 16 points and 11 rebounds as IMG put together a 25-0 regular season record ... No. 24 recruit nationally, No. 3 rated center ... Played at Steward High in Richmond, Virginia before transferring to IMG .

#20 KADEN PERRY

6-9 • SO • F • Battle Ground, Wash.

- 2021-22: Played in 8 games ... Career-high 6 points against Central Michigan ... Averaged 2.3 rebounds per game and grabbed 18 total.
- High School: Averaged 23.7 points, 15.3 rebounds and 3.3 blocks per game during his junior season... in his sophomore year, he led Battle Ground to its first state tournament appearance since 2002... was ranked No. 75 on ESPN's Top 100 recruits for 2021 and as high as No. 34 on 247Sports.

#22 ANTON WATSON

6-8 • SR • F • Spokane, Wash.

- 2021-22: Appeared in all 32 games... Scored a total of 235 points, posting



WEST COAST CONFERENCE

2022-23 Preseason Poll		2022 WCC Preseason Team	
		Name	Institution
1. Gonzaga (9)	81	Rasir Bolton	Gonzaga
2. Saint Mary's (1)	73	Alex Ducas	Saint Mary's
3. BYU	57	Logan Johnson	Saint Mary's
3. San Francisco	57	Keshawn Justice	Santa Clara
5. Portland	48	Houston Mallette	Pepperdine
6. Santa Clara	43	Tyler Robertson	Portland
7. Pepperdine	33	Khalil Shabazz	San Francisco
8. San Diego	31	Julian Strawther	Gonzaga
9. Loyola Marymount	17	Drew Timme	Gonzaga
10. Pacific	10	Fousseyni Traore	BYU

(First place votes)

WCC STANDINGS

	WCC	PCT	OVER	PCT	STREAK
Saint Mary's	2-0	1.000	12-4	.750	W3
Brigham Young	2-0	1.000	12-5	.706	W7
Gonzaga	1-0	1.000	12-3	.800	W7
Santa Clara	1-1	.500	13-4	.765	L1
Loyola Marymount	1-1	.500	11-5	.688	L1
San Diego	1-1	.500	8-8	.500	W1
Pacific	1-1	.500	8-9	.471	W1
Pepperdine	0-1	.000	7-8	.467	L2
San Francisco	0-2	.000	11-6	.647	L2
Portland	0-2	.000	8-9	.471	L4

WCC THIS WEEK

D. 29	Loyola Marymount def. Portland, 92-72	
	Saint Mary's def. San Diego, 85-58	
	BYU def. Pacific, 69-49	
	Santa Clara def. San Francisco, 79-67	
D. 31	Gonzaga def. Pepperdine, 111-88	
	Pacific def. Loyola Marymount, 78-72	
	San Diego def. San Francisco, 80-68	
	Saint Mary's def. Santa Clara, 67-64	
	BYU def. Portland, 71-58	
J. 5	Santa Clara at Pepperdine	7 p.m.
	Pacific at San Diego	7 p.m.
	BYU at Loyola Marymount	8 p.m.
	Gonzaga at San Francisco	8 p.m.
J. 7	BYU at San Diego	12 p.m.
	Pacific at Pepperdine	5 p.m.
	Portland at Saint Mary's	6 p.m.
	San Francisco at Loyola Marymount	7 p.m.
	Gonzaga at Santa Clara	7 p.m.

WCC PLAYER OF THE WEEK

Nov. 14 - Brandin Podziemski, Santa Clara
 Nov. 21 - Eric Williams, San Diego
 Nov. 28 - Tyler Robertson, Portland
 Dec. 5 - Brandin Podziemski, Santa Clara
 Dec. 12 - Drew Timme, Gonzaga
 Dec. 20 - Drew Timme, Gonzaga
 Dec. 27 - Maxwell Lewis, Pepperdine
 Jan. 2 - Drew Timme, Gonzaga

WCC FRESHMAN OF THE WEEK

Nov. 14 - Aidan Mahaney, Saint Mary's
 Nov. 21 - Chance Stephens, LMU
 Nov. 28 - Alden Applewhite, Portland
 Dec. 5 - Aidan Mahaney, Saint Mary's
 Dec. 12 - Aidan Mahaney, Saint Mary's
 Dec. 20 - Dallin Hall, BYU
 Dec. 27 - Jevon Porter, Pepperdine
 Jan. 2 - Aidan Mahaney, Saint Mary's

#6 JULIAN STRAWTHER

6-7 • JR • G • Las Vegas, Nev.

- 2021-22: WCC Honorable Mention selection ... Started in 31 of 32... Averaged 11.8 points per game... Scored a season high 20 points against BYU ... Third highest rebounder on the team with 172, averaging 5.4 a game, season high of 12 rebounds against Tarleton St.
- 2020-21: Appeared in 25 games... Averaged 3.4 points... scored a season-high 12 points in a win at Portland on Jan. 9.
- High School: Averaged 31.5 pts, 11.1 rebounds and 2.2 assists and 2.1 steals per game his senior year... became Liberty High School's all-time leading scorer (2,252 points) and rebounder (839 rebounds)... No. 63 in 247 Sports' ratings and No. 70 in ESPN's top 100.
- International: At 2019 FIBA Under-19 World Cup in Greece, Strawther was second in the tournament averaging 22 points per game at 45 percent shooting from the field for Puerto Rico... had four games scoring at least 20 points, with his tournament-high performance coming in the final game, a 40-point effort against Russia.

#2 DREW TIMME

6-10 • SR • F • Richardson, Texas

- 2021-22: Started all 32 games ... Surpassed 1,500 career points ... Surpassed 600 career rebounds ... Became the programs All Time leader in points in the NCAA Tournament, along with FG Made and FT Made ... Scored a career-high 37 points against Texas ... Had a total of 216 rebounds; 157 were defensively ... 88 assists, including a career-best eight against San Francisco ... 25 blocks... Named WCC Player of the Year... Made All-WCC First Team ... Made Sporting News All-American Second Team ... Made Sports Illustrated All-American Third Team... AP All-American Second Team ... Elected to the John R. Wooden All-American Team ... Named Lute Olson All-American Team ... Sporting News All-American Second Team
- 2020-21: Started in all 32 games... led the WCC in scoring (19.0 ppg) and shooting percentage (65.5 percent)... fourth in the conference in rebounds per game (7.0)... scored 20+ points in 16 games... recorded top-10 most single-game points (30) and rebounds (13) in program history in NCAA Tournament against Oklahoma... named Karl Malone Power Forward of the Year, All-WCC First Team, NABC All-District 9 Second Team, USBWA All-District IX Team, Lute Olson Award Finalist, John R. Wooden All-American Team, AP All-American Second Team.
- 2019-20: WCC All-Freshman Team... appeared in all 33 games... made four starts... averaged 9.8 points per game... led the team shooting 62.1 percent from the field... third in WCC in blocked shots... scored double-digits in 16 games... four double-digit rebounds games... scored 20 points and grabbed 10 rebounds at Saint Mary's on Feb. 8.
- High School: Five-star recruit according to Rivals and ranked 41st on 247 Sports' top recruits for the 2019 class... Nominated for the 2019 McDonald's All-American game as a senior.

#5 HUNTER SALLIS

6-5 • SO • G • Omaha, Neb.

- 2021-22: Played in all 32 games... Averaged 4.3 points per game, posting a season high 16 against Alcorn ... Averaged 2 rebounds a game, for a total of 63 on the season ... Finished tied for fourth on the team for steals per game at 0.6 and 19 total on the year.
- High School: Sallis is the third-highest recruit ever to sign with the Zags... ranked sixth in the class of 2021 according to 247 Sports, 16th on the ESPN Top 100 recruits list... averaged 22.2 points, 5.6 rebounds and 3.8 assists to lead Millard North to its first Class A state title during his senior season... was the first five-star basketball recruit in Nebraska history... third signee in program history to be named a McDonald's All-American.

#11 NOLAN HICKMAN

6-2 • SO • G • Seattle, Wash.

- 2021-22: Played in all 32 games... Averaged 5.1 points per game, posting a season high 16 against Central Michigan ... Finished tied for fourth on the team for steals per game at 0.6 and 20 total on the year ... 49 rebounds on the year, of which 46 were defensively... Named to the WCC All-Freshman Team
- High School: Hickman was the 24th-ranked player in the Class of 2021, and a five-star recruit, according to ESPN... named a McDonald's All-American and the Utah player of the year by MaxPreps... averaged 16 points, 3.3 assists and 2.5 rebounds per game as a senior, earning All-American honors and leading Wasatch Academy (Utah) to a top-10 national ranking and a spot in the Geico Nationals.

#13 MALACHI SMITH

6-4 • R-JR • G • Belleville, Ill.

- Chattanooga: Appeared and started in all 35 games in 2021-22... all at the point position... Led the team and the Southern Conference with a 19.9 points per game average... tied for 20th in NCAA Division I... finished with 1,115 career points at UTC... Only player in NCAA Division I basketball that posted at least 600 points, 200 rebounds, 50 assists, 50 steals and 50 3PT FG made during the 2021-22 season... team leader in points (16.8), rebounds (8.8), assists (3.3) and total steals (37)... First team All-SoCon.
- Wright State: Played one season earning Horizon League All-Freshman honors... Came off the bench in all 35 games averaging 5.4 points, 2.9 assists and 1.7 assists.
- High School: Played for Joe Muniz at Belleville West... second team All-State and first team All-Conference leading the Maroons to the 2018 Illinois 4A State Championship... Averaged 15.5 points per game as a senior.

#15 EFTON REID III

7-0 • SO • C • Richmond, VA.

- LSU: Only LSU player to start all 34 games ... Averaged 6.3 points, 4.3 rebounds... Shot 51.9 percent from the field... 26 blocks... Seven games in double figures, topped by 16 in the opener against ULM (11/9).
- High School: Came to LSU from IMG Academy in Bradenton, Florida where he averaged 16 points



RECORDS WHEN ...

	22-23	Under Few
Leading at halftime	11-0	549-35
Trailing at halftime	1-3	102-89
Tied at halftime	0-0	18-9
Leading with 10:00 remaining	11-0	108-21*
Trailing with 10:00 remaining	1-2	32-68*
Tied with 10:00 remaining	0-1	6-6*
Leading with 5:00 remaining	11-0	477-19*
Trailing with 5:00 remaining	1-3	26-72*
Tied with 5:00 remaining	0-0	7-4*
In Overtime	0-0	23-11
GU outrebounds opponents	11-2	533-57
GU is outrebounded	1-1	107-66
Same amount of rebounds	0-0	19-9
GU commits more turnovers	5-2	239-82
Opponent commits more turnovers	7-1	111-38
Same amount of turnovers	0-0	47-10
GU has more fouls than opponent	2-3	137-78
Opponent has more fouls than GU	9-0	110-46
Same amount of fouls	1-0	37-7
GU shoots 50 percent or better	9-0	400-19
Opponent shoots 50 percent or better	4-1	34-34
GU shoots less than 50 percent	3-3	267-113
Opponent shoots less than 50 percent	7-2	621-98
GU shoots better than opponent	11-0	628-44
Opponent shoots better than GU	1-3	42-87
Same shooting percentage	0-0	2-0
GU has more free-throw attempts	8-2	512-53
Opponent has more free-throw atts	4-1	132-74
Same amount of free-throw attempts	0-0	22-5
GU bench outcores opponent bench	8-1	294-37*
Opponent bench outcores GU bench	4-2	200-54*
Benches score the same	0-0	15-3*
GU makes 10 or more three-pointers	3-0	144-15
GU makes 9 or less three-pointers	9-3	521-117
GU shoots above 75 FT percentage	4-0	278-52
GU shoots below 75 FT percentage	8-3	390-79
Games decided by 1-5 points	2-1	95-50
Games decided by 6-10 points	3-0	110-41
Games decided by 11-15 points	0-0	109-20
Games decided by 16 or more points	7-2	342-21
GU scores 50 or less	0-0	0-5
GU scores between 51-59	0-0	11-9
GU scores between 60-69	1-2	76-53
GU scores between 70-79	2-1	176-49
GU scores between 80-89	4-0	219-11
GU scores between 90-99	0-0	131-4
GU scores 100 or more	5-0	56-1
Opponent scores 50 or less	1-0	81-0
Opponent scores between 51-59	0-0	156-1
Opponent scores between 60-69	5-1	235-25
Opponent scores between 70-79	3-0	140-48
Opponent scores between 80-89	2-1	44-43
Opponent scores between 90-99	1-1	11-11
Opponent scores 100 or more	0-0	2-4
Vs. Top 25 Team	2-2	42-49
Vs. Top 10 Team	2-1	13-29
In November	5-2	121-19
In December	7-1	132-44
In January	0-0	165-17
In February	0-0	159-24
In March	0-0	94-25
In April	0-0	2-2
On Monday	3-0	69-10
On Tuesday	1-0	57-14
On Wednesday	1-1	48-12
On Thursday	1-0	161-25
On Friday	2-2	47-13
On Saturday	2-0	239-50
On Sunday	2-0	47-7

* Records since 2005-06 season

WHEN WAS THE LAST TIME ...

TEAM

Gonzaga Was Ranked (AP Poll)

No. 1	Mar. 14, 2022
Top 5 (2-5)	Nov. 14, 2022
Top 10 (6-10)	Dec. 26, 2022

Gonzaga Played a Ranked Opponent (AP Poll)

No. 1	vs. No. 1 Duke (89-87) on Nov. 21, 2018
Top 5	vs. No. 4 Alabama (100-90) on Dec. 17, 2022
Top 10	vs. No. 6 Baylor (63-64) on Dec. 2, 2022
Top 25	vs. No. 24 Purdue (66-84) on Nov. 25, 2022

Gonzaga Beat a Ranked Opponent (AP Poll)

Top 5	vs. No. 4 Alabama (100-90) on Dec. 17, 2022
Top 10	vs. No. 6 Kansas (102-90) on Nov. 26, 2020
Top 25	vs. No. 17 vs. Saint Mary's (82-69) on Mar. 8, 2022

100 Points by a Team

By Gonzaga	111 vs. Pepperdine (12/31/22)
By Opponent	103 by North Carolina (12/15/18)

30-39 Point Win

By Gonzaga	120-42 vs. Eastern Oregon (12/28/22)
By Opponent	76-41 vs. Duke (12/19/09)

Overtime Game

Gonzaga Win	93-90 vs. UCLA (4/3/21)
Gonzaga Loss	78-74 vs. Saint Mary's (3/5/12)

Double Overtime Game

Gonzaga Win	90-86 vs. Stanford (1/31/07)
Gonzaga Loss	105-111 vs. Florida (11/24/17)

Won The Game In The Final Seconds

By Gonzaga	Jalen Suggs jumper at 0.0 seconds Gonzaga defeated UCLA 93-90 (4/3/21)
By Opponent	Roosevelt Jones layup at 0.2 seconds Butler defeated Gonzaga 64-63 (1/19/13)

Made Fewer Than 20 Field Goals

By Gonzaga	18, vs. Saint Mary's (3/12/19)
By Opponent	16, by Eastern Oregon (12/28/22)

Had 70-79 Field Goal Attempts

By Gonzaga	77, vs. Pepperdine (12/31/22)
By Opponent	72, by Arkansas (3/24/22)

Made 10+ Three-Point Field Goals

By Gonzaga	10, vs. Pepperdine (12/31/22)
By Opponent	10, by Purdue (11/25/22)

Had 30+ Three-Point Field Goals Attempts

By Gonzaga	35, Santa Clara (2/19/22)
By Opponent	33, by Texas (11/16/22)

Shot Less Than 20 Percent From 3-Point Line

By Gonzaga	.188 (3-of-16) at Santa Clara (1/30/20)
By Opponent	.188 (3-of-16) by Michigan State (11/11/22)

Made 5 or Fewer Free Throws

By Gonzaga	3, Purdue (11/25/22)
By Opponent	5, by Eastern Oregon (12/28/22)

Shot Over 90 Percent From The Foul Line

By Gonzaga	.904 (19-of 21) Kentucky (11/20/22)
By Opponent	.923 (12-of-13) by Arizona (12/14/19)

Shot 100 Percent From The Foul Line

By Gonzaga	19-of-19, Washington (12/5/18)
By Opponent	6-of-6 by Santa Clara (1/30/20)

Had 20-29 Assists

By Gonzaga	25, vs. Pepperdine (12/31/22)
By Opponent	21, by UCLA (4/3/21)

Had 20+ Turnovers

By Gonzaga	20, at Texas (11/16/22)
By Opponent	28, by Eastern Oregon (12/28/22)

Committed 10 or Fewer Turnovers

By Gonzaga	9, vs. Montana (12/20/22)
By Opponent	7, by Kent State (12/5/22)

INDIVIDUAL

30-39 Points by a Player

By Gonzaga	35, Drew Timme, vs. Pepperdine (12/31/22)
By Opp.	36, Brandon Miller, Alabama (12/17/22)

Two Players Scored 20 or More Points

By Gonzaga	Drew Timme (35) and Julian Strawther (22) vs. Pepperdine (12/31/22)
By Opp.	Anthony Crump (20) & Keshawn Williams (25) by Northern Illinois (12/12/22)

10+ Field Goals Made by a Player

By Gonzaga	15, Drew Timme, vs. Pepperdine (12/31/22)
By Opp.	12, Brandon Miller, Alabama (12/17/22)

20-29 Field Goal Attempts by a Player

By Gonzaga	21, Drew Timme, vs. Georgia State (3/17/22)
By Opp.	22, Brandon Miller, Alabama (12/17/22)

Player Shot .800 With 10+ Field Goals Attempts

By Gonzaga	8-of-10 (.800), Drew Timme, vs. Eastern Oregon (12/28/22)
By Opp.	8-of-10 (.800), Anthony Crump, Northern Illinois (12/12/22)

5+ 3pt Field Goals Made by a Player

By Gonzaga	5, Julian Strawther, Xavier (11/27/22)
By Opp.	6, Brandon Miller, Alabama (12/17/22)

10+ 3pt Field Goal Attempts by a Player

By Gonzaga	10, Andrew Nembhard, vs. Memphis (3/19/22)
By Opp.	10, Aanan Moody, Montana (12/20/22)

10+ Free Throws Made by a Player

By Gonzaga	10, Drew Timme, Bellarmine (11/19/21)
By Opp.	11, Kevlaugh Allen, Florida (11/24/17)

10+ Free Throws Attempted by a Player

By Gonzaga	13, Drew Timme, vs. Montana (12/20/22)
By Opp.	11, Mady Sissoko & 10, A.J. Hoggard, vs. Michigan State (11/11/22)

15+ Free Throws Attempted by a Player

By Gonzaga	15, Filip Petrushev, Loyola Marymount (2/6/20)
By Opp.	15, Charles Mann, Georgia (11/26/14)

Player Shot 1.000 With 10+ Free Throw Attempts

By Gonzaga	10-of-10, Zach Norvell Jr., Idaho State (11/6/18)
By Opp.	11-of-11, Jordan Ford, Saint Mary's (3/10/20)

10+ Rebounds by a Player

By Gonzaga	10, Drew Timme, vs. Pepperdine (12/31/22)
By Opp.	13, Noah Clowney, Alabama (12/17/22)

15+ Rebounds by a Player

By Gonzaga	17, Drew Timme, Kent State (12/5/22)
By Opp.	15, Oscar Tshiebwwe, Kentucky (11/20/22)

Two Players with 10 or More Rebounds

By Gonzaga	11, Drew Timme & 10, Julian Strawther, vs. Montana (12/20/22)
By Opp.	11, Eli Scott & 10, Mattias Markusson Loyola Marymount (2/27/21)

5+ Offensive Rebounds by a Player

By Gonzaga	5, Anton Watson & Ben Gregg, Northern Illinois (12/12/22)
By Opp.	6, Oscar Tshiebwwe, Kentucky (11/20/22)

10+ Assists by a Player

By Gonzaga	11, Andrew Nembhard, vs. Georgia St (3/17/22)
By Opp.	10, Colbey Ross, Pepperdine (1/4/20)

5+ Blocked Shots by a Player

By Gonzaga	7, Chet Holmgren, vs. Georgia State (3/17/22)
By Opp.	6, Charles Bediako, Alabama (12/4/21)

5+ Steals by a Player

By Gonzaga	5, Malachi Smith, Alabama (12/17/22)
By Opp.	5, Kur Kuath, Oklahoma (3/22/21)

Double-Double by a Player*

By Gonzaga	35/10, Drew Timme, vs. Pepperdine (12/31/22)
By Opp.	20/15, Oscar Tshiebwwe, Kentucky (11/20/22)

*Double-doubles are points and rebounds unless otherwise



2022-23 SEASON AND CAREER HIGHS



	23, Xavier, 11/27/22	Points	23, Xavier, 11/27/22	
	14, Kentucky, 11/20/22	Rebounds	14, Kentucky, 11/20/22	
	3, Xavier, 11/27/22	Assists	3, 2x, last Xavier, 11/27/22	
	3, 2x, last vs. Eastern Ore., 12/28/22	Steals	3, 2x, last vs. Eastern Ore., 12/28/22	
	1, 3x, last at Texas, 11/16/22	Blocks	2, at San Diego, 2/3/22	
SEASON	39, Kentucky, 11/20/22	Minutes	39, Kentucky, 11/20/22	CAREER
0	JULIAN STRAWTHER JR G 6-7 205 Las Vegas, NV Liberty			




SEASON	35, vs. Pepperdine, 12/31/22	Points	37, vs. Texas, 11/13/21	CAREER
	17, Kent State, 12/5/22	Rebounds	17, Kent State, 12/5/22	
	7, Xavier, 11/27/22	Assists	8, at San Francisco, 2/24/22	
	4, Washington, 12/9/22	Steals	4, 2x. last Washington, 12/9/22	
	2, 5x, last vs. Montana, 12/20/22	Blocks	5, Pacific, 1/25/20	
	38, Kent State, 12/5/22	Minutes	39, UCLA, 11/23/21	
2	DREW TIMME SR F 6-10 235 Dallas, TX Pearce			



SEASON		Points	CAREER
		Rebounds	
		Assists	
		Steals	
		Blocks	
		Minutes	
4	KELLEN MITCHELL FR G 6-7 205 Spring Lake, MI Fairmont Prep		



SEASON	12, Portland State, 11/24/22	Points	16, Alcorn State, 11/15/21	CAREER
	7, Northern Illinois, 12/12/22	Rebounds	7, 2x, last Northern Illinois, 12/12/22	
	6, Portland State, 11/24/22	Assists	6, Portland State, 11/24/22	
	2, North Florida, 11/7/22	Steals	4, Bellarmine, 11/19/21	
	2, Washington, 12/9/22	Blocks	2, Washington, 12/9/22	
	30, Northern Illinois, 12/12/22	Minutes	30, Northern Illinois, 12/12/22	
5	HUNTER SALLIS SO G 6-5 180 Omaha, NE Millard North			




SEASON	15, Purdue, 11/25/22	Points	16, vs. CMU, 11/22/21	CAREER
	7, Kent State, 12/5/22	Rebounds	7, Kent State, 12/5/22	
	8, Baylor, 12/2/22	Assists	8, Baylor, 12/2/22	
	3, vs. Eastern Oregon, 12/28/22	Steals	2, 5x, last Alabama, 12/17/22	
	2, Michigan State, 11/11/22	Blocks	2, Michigan State, 11/11/22	
	40, Kent State, 12/5/22	Minutes	40, Kent State, 12/5/22	
11	NOLAN HICKMAN SO G 6-2 180 Seattle, WA Wasatch Academy			



	23, Portland State, 11/24/22	Points	36, at Murray State, 12/18/21	CAREER
	10, vs. Eastern Oregon, 12/28/22	Rebounds	14, at Tennessee Tech, 11/30/20	
	4, vs. Eastern Oregon, 12/28/22	Assists	7, 4x, last at Furman, 2/12/22	
	6, Michigan State, 11/11/22	Steals	6, 2x, last Michigan State, 11/11/22	
		Blocks	1, 12x, last at Furman, 2/12/22	
SEASON	30, 2x, Michigan St., 11/11/22	Minutes	42, Furman, 3/7/22	
13	MALACHI SMITH RJR G 6-4 205 Belleville, IL Chattanooga			



15	16, vs. Eastern Oregon, 12/28/22	Points	16, 2x, last vs. Eastern Ore., 12/28/22	CAREER
	8, North Florida, 11/7/22	Rebounds	10, Northwestern State, 12/14/21	
	1, at Texas, 11/16/22	Assists	2, 3x, last at Tennessee, 1/22/22	
	2, North Florida, 11/7/22	Steals	2, 4x, last vs. Arkansas, 3/11/22	
		Blocks	3, 2x, last Kentucky, 1/4/22	
SEASON	19, vs. Eastern Oregon, 12/28/22	Minutes	31, Tennessee, 1/22/22	
EFTON REID III SO C 7-0 240 Richmond, VA Louisiana State				



SEASON		Points	6, vs. CMU, 11/22/21	CAREER
		Rebounds	4, 2x, last vs. CMU, 11/22/21	
		Assists	1, Bellarmine, 11/19/21	
		Steals		
		Blocks	1, Northern Ariz., 12/20/21	
		Minutes	12, vs. CMU, 11/22/21	
20	KADEN PERRY SO F 6-9 230 Battle Ground, WA Battle Ground			

CAREER SUPERLATIVES

PLAYED/STARTED	2022-23	CAREER	STREAK
Rasir Bolton	15-15	130-106	47
Drew Timme	15-15	112-82	79
Malachi Smith	15-0	110-61	-
Anton Watson	15-15	94-37	15
Julian Strawther	15-15	72-46	22
Ben Gregg	14-0	49-0	-
Efton Reid	13-0	47-34	-
Hunter Sallis	15-0	47-0	-
Nolan Hickman	15-15	47-15	15
Dominick Harris	6-0	31-0	-
Colby Brooks	3-0	3-0	-
Joe Few		13-0	-
Kaden Perry		8-0	-
Abe Eagle	1-0	1-0	-

DOUBLE-DIGIT GAMES

Points	2022-23	CAREER
Rasir Bolton	9	91
Drew Timme	14	90
Malachi Smith	8	70
Julian Strawther	13	36
Anton Watson	8	31
Efton Reid	1	8
Nolan Hickman	6	11
Dominick Harris		3
Hunter Sallis	3	5
Ben Gregg	2	2

Rebounds

2022-23	CAREER
Drew Timme	5
Malachi Smith	1
Julian Strawther	5
Anton Watson	2
Efton Reid	1

20+ POINTS

2022-23	CAREER
Drew Timme	10
Malachi Smith	1
Rasir Bolton	1
Julian Strawther	3

8+ REBOUNDS

2022-23	CAREER
Drew Timme	7
Malachi Smith	1
Julian Strawther	8
Anton Watson	3
Efton Reid	1
Rasir Bolton	4

5+ ASSISTS

2022-23	CAREER
Rasir Bolton	4
Malachi Smith	
Drew Timme	3
Nolan Hickman	4
Anton Watson	1
Hunter Sallis	1
Dominick Harris	1

3+ BLOCKS

2022-23	CAREER
Drew Timme	3
Efton Reid	2
Anton Watson	1

3+ STEALS

2022-23	CAREER
Malachi Smith	2
Anton Watson	7
Rasir Bolton	1
Drew Timme	2
Julian Strawther	2
Hunter Sallis	1
Ben Gregg	1
Nolan Hickman	1






SEASON

22

ANTON WATSON SR | F | 6-8 | 225 | Spokane, WA | Gonzaga Prep

17, Alabama, 12/17/22	Points	23, at Portland, 1/9/21	CAREER
13, Baylor, 12/2/22	Rebounds	13, Baylor, 12/2/22	
8, vs. Pepperdine, 12/31/22	Assists	8, vs. Pepperdine, 12/31/22	
5, North Florida, 11/7/22	Steals	5, 2x, last North Florida, 11/7/22	
2, Michigan State, 11/11/22	Blocks	3, NW St., 12/21/20	
38, Kentucky, 11/20/22	Minutes	38, Kentucky, 11/20/22	




SEASON

25

COLBY BROOKS RSO | G | 6-7 | 215 | Los Angeles, CA | Loyola

7, vs. Eastern Oregon, 12/28/22	Points	7, vs. Eastern Oregon, 12/28/22	CAREER
3, vs. Eastern Oregon, 12/28/22	Rebounds	3, vs. Eastern Oregon, 12/28/22	
	Assists		
1, vs. Eastern Oregon, 12/28/22	Steals	1, vs. Eastern Oregon, 12/28/22	
3, North Florida, 11/7/22	Blocks	3, North Florida, 11/7/22	
4, vs. Eastern Oregon, 12/28/22	Minutes	4, vs. Eastern Oregon, 12/28/22	




SEASON

30

ABE EAGLE RSO | F | 6-9 | 225 | Los Angeles, CA | Chaminade Prep

2, vs. Eastern Oregon, 12/28/22	Points		CAREER
	Rebounds		
1, vs. Eastern Oregon, 12/28/22	Assists		
	Steals		
	Blocks		
4, vs. Eastern Oregon, 12/28/22	Minutes		




SEASON

32

JOE FEW FR | G | 6-9 | 225 | Spokane, WA | Gonzaga Prep

	Points	1, BYU, 1/13/22	CAREER
	Rebounds	2, CMU, 11/22/21	
	Assists	1, 4x, last Pacific, 2/10/22	
	Steals		
	Blocks		
	Minutes	3, CMU, 11/22/21	




SEASON

33

BEN GREGG SO | F | 6-10 | 225 | Clackamas, OR | Clackamas

18, Northern Illinois, 12/12/22	Points	18, Northern Illinois, 12/12/22	CAREER
7, Northern Illinois, 12/12/22	Rebounds	7, Northern Illinois, 12/12/22	
3, vs. Eastern Oregon, 12/28/22	Assists	3, vs. Eastern Oregon, 12/28/22	
3, Northern Illinois, 12/12/22	Steals	3, Northern Illinois, 12/12/22	
2, 2x, last Xavier, 11/27/22	Blocks	2, 2x, last Xavier, 11/27/22	
19, vs. Eastern Oregon, 12/28/22	Minutes	19, vs. Eastern Oregon, 12/28/22	




SEASON

34

BRADEN HUFF FR | F | 6-10 | 235 | Glen Ellyn, IL | Glenbard West

	Points		CAREER
	Rebounds		
	Assists		
	Steals		
	Blocks		
	Minutes		




SEASON

45

RASIR BOLTON SR | G | 6-3 | 185 | Petersburg, VA | Iowa State

24, Kentucky, 11/20/22	Points	29, vs. Florida A&M, 12/31/19	CAREER
4, Washington, 12/9/22	Rebounds	9, vs. Okla. St., 1/21/20	
8, Portland State, 11/24/22	Assists	8, Portland State, 11/24/22	
3, Washington, 12/9/22	Steals	4, 4x, last vs. Baylor, 1/2/21	
1, Portland State, 11/24/22	Blocks	1, 11x, last Portland State, 11/24/22	
38, Xavier, 11/27/22	Minutes	40, 2x, last at WVU, 12/18/20	



SEASON

55

DOMINICK HARRIS RSO | G | 6-3 | 185 | Murrieta, CA | Rancho Christian

5, vs. Eastern Oregon, 12/28/22	Points	12, Northern Ariz., 12/28/20	CAREER
3, vs. Eastern Oregon, 12/28/22	Rebounds	5, Dixie St., 12/29/20	
5, vs. Eastern Oregon, 12/28/22	Assists	5, vs. Eastern Oregon, 12/28/22	
1, vs. Eastern Oregon, 12/28/22	Steals	1, 3x, last Eastern Ore., 12/28/22	
1, vs. Eastern Oregon, 12/28/22	Blocks	1, vs. Eastern Oregon, 12/28/22	
14, vs. Eastern Oregon, 12/28/22	Minutes	20, Dixie St., 12/29/20	

DOUBLE-DOUBLE TRACKER

	2022-23	Career
Drew Timme	5	18
Julian Strawther	4	6
Anton Watson	4	4
Malachi Smith	1	1

CURRENT STREAKS

Overall	Won 7
Unranked teams anywhere	Won 89
Ranked teams anywhere	Won 1
Home	Won 74
Home WCC	Won 38
Home non-conference	Won 51
Home unranked non-conference	Won 50
Home ranked teams	Won 4
Home unranked teams	Won 68
Road	Lost 2
Road WCC	Lost 1
Road ranked teams	Lost 3
Road unranked teams	Won 36
Neutral	Won 1
Neutral ranked teams	Won 1
Neutral unranked teams	Won 15

Consecutive Made Free Throws (active streak)

Ben Gregg	12
Hunter Sallis	5
Rasir Bolton	5
Dominick Harris	3
Julian Strawther	2
Malachi Smith	2
Joe Few	1

Consecutive Games with a Three-Point Field Goal

Julian Strawther	4/11
Rasir Bolton	2/21
Malachi Smith	1/18
Drew Timme	1/2
Nolan Hickman	0/6
Ben Gregg	0/4
Hunter Sallis	0/3
Anton Watson	0/2
Dominick Harris	0/2
Colby Brooks	0/1

* First number is active streak, second is career longest streak





2022-23 Gonzaga Men's Basketball
Gonzaga Team Game-by-Game Comparison (as of Dec 31, 2022)
All games



GONZAGA

Opponent	1st	2nd	Score	Mar	Total FG	FG Pct	3-Pointers	3FG Pct	Free Throws	FT Pct	Rebounds	Assist	T/Over	Block	Steal	Fouls
NORTH FLORIDA	53/23	51/40	104-63	+41	43-67/21-59	.642/.356	5-12/8-30	.417/.267	13-16/13-22	.813/.591	41/29	22/13	14/22	2/1	15/7	26/19
Michigan St.	31/38	33/25	64-63	+1	23-55/21-52	.418/.404	4-18/3-16	.222/.188	14-22/18-28	.636/.643	40/32	8/11	18/16	7/1	11/9	22/22
Texas	37/47	37/46	74-93	+1	25-51/34-66	.490/.515	9-19/13-33	.474/.394	15-21/12-16	.714/.750	35/31	10/17	20/10	3/4	3/8	15/22
KENTUCKY	41/25	47/47	88-72	+16	31-55/27-69	.564/.391	7-19/6-25	.368/.240	19-21/12-16	.905/.750	39/29	8/11	18/11	2/0	7/10	12/22
Portland St.	55/31	47/47	102-78	+24	38-63/26-61	.603/.426	12-24/11-25	.500/.440	14-20/15-17	.700/.882	40/26	24/14	11/13	2/3	4/5	18/20
Purdue	28/33	38/51	66-84	(18)	27-67/29-61	.403/.475	9-28/10-26	.321/.385	3-4/16-22	.750/.727	31/46	15/21	7/8	4/3	2/3	19/13
Xavier	40/34	48/50	88-84	+4	31-62/35-68	.500/.515	13-24/8-15	.542/.533	13-19/6-8	.684/.750	38/31	23/18	13/9	4/3	6/5	13/17
Baylor	33/38	30/26	63-64	(1)	22-61/23-62	.361/.371	6-22/6-24	.273/.250	13-21/12-15	.619/.800	47/32	12/8	18/14	3/5	9/7	18/16
KENT ST.	40/34	33/32	73-66	+7	25-55/25-63	.455/.397	6-18/6-23	.333/.261	17-27/10-13	.630/.769	43/30	16/9	9/7	3/2	1/7	15/24
WASHINGTON	36/26	41/34	77-60	+17	29-56/23-57	.518/.404	5-19/7-26	.263/.269	14-21/7-9	.667/.778	36/29	19/10	12/16	4/2	12/7	12/18
NIU	36/30	52/37	88-67	+21	32-70/24-56	.457/.429	6-20/5-22	.300/.227	18-21/14-17	.857/.824	41/33	16/6	6/15	2/2	8/3	14/19
Alabama	47/42	53/48	100-90	+10	40-70/31-60	.571/.517	7-17/8-25	.412/.320	13-19/20-24	.684/.833	30/37	16/11	9/21	1/3	12/3	24/19
MONTANA	36/28	49/47	85-75	+10	27-52/28-56	.519/.500	5-17/8-20	.294/.400	26-34/11-16	.765/.688	33/27	12/9	9/12	3/1	3/4	15/25
EASTERN ORE.	58/28	62/14	120-42	+78	51-72/16-54	.708/.296	9-18/5-22	.500/.227	9-14/5-7	.643/.714	45/19	27/6	13/28	5/0	19/4	15/16
PEPPERDINE	56/40	55/48	111-88	+23	47-77/35-67	.610/.522	10-22/6-15	.455/.400	7-14/12-16	.500/.750	35/34	25/15	11/17	0/5	9/5	17/14

Note: Game totals are displayed in the format TEAM/OPPONENT for each category





2022-23 Gonzaga Men's Basketball
Points-rebounds-assists
All games

Opponent	Date	Score	0	2	5	11	13	15	22	25	30	33	45	
			STRAWTHEE,	TIMME,DREW	SALLIS,HUN	HICKMAN,NO	SMITH,MALA	REID,EFTON	WATSON,ANT	BROOKS,COL	EAGLE,ABE	GREGG,BEN	BOLTON,RAS	
North Florida	11/07/2022	104-63	W	16-5-2	22-2-2	10-6-2	6-2-5	15-6-3	8-8-0	10-4-4	4-1-0	DNP	0-1-1	11-2-3
vs Michigan St.	11/11/2022	64-63	W	13-9-1	22-13-4	0-3-0	10-2-1	5-5-0	4-1-0	3-2-2	DNP	DNP	0-1-0	7-1-0
at Texas	11/16/2022	74-93	L	13-6-1	18-9-1	5-4-1	8-3-2	7-1-0	4-1-1	8-2-2	DNP	DNP	DNP	11-3-2
Kentucky	11/20/2022	88-72	W	20-14-0	22-7-3	4-3-0	4-0-2	2-1-1	0-1-0	10-10-2	DNP	DNP	2-1-0	24-1-0
vs Portland St.	11/24/2022	102-78	W	10-6-2	18-6-1	12-3-6	9-4-4	23-5-2	0-1-0	10-5-1	DNP	DNP	4-4-0	14-0-8
vs Purdue	11/25/2022	66-84	L	4-10-0	22-9-4	2-1-0	15-2-5	3-2-0	0-0-0	0-3-3	DNP	DNP	9-2-0	11-0-3
vs Xavier	11/27/2022	88-84	W	23-9-3	16-6-7	3-0-0	14-6-5	0-1-0	0-0-0	16-7-2	DNP	DNP	3-6-0	13-0-6
vs Baylor	12/02/2022	63-64	L	10-10-0	9-5-1	2-1-1	0-2-8	16-2-0	0-0-0	13-13-0	DNP	DNP	5-2-1	8-2-1
Kent St.	12/05/2022	73-66	W	14-8-0	29-17-4	3-3-1	10-7-4	3-2-3	DNP	8-5-2	DNP	DNP	0-1-0	6-0-2
Washington	12/09/2022	77-60	W	18-12-0	22-7-4	7-1-2	9-3-4	0-1-1	4-2-0	9-2-2	DNP	DNP	0-2-0	8-4-6
NIU	12/12/2022	88-67	W	4-2-0	26-6-3	10-2-2	5-0-4	14-6-3	0-2-1	6-8-0	DNP	DNP	18-7-1	5-3-1
vs Alabama	12/17/2022	100-90	W	11-2-0	29-10-4	2-1-3	13-1-4	12-4-0	2-1-0	17-5-2	DNP	DNP	3-2-1	11-0-2
Montana	12/20/2022	85-75	W	15-10-0	32-11-5	2-1-1	5-0-3	11-3-0	DNP	6-1-1	DNP	DNP	9-3-1	5-1-1
Eastern Ore.	12/28/2022	120-42	W	10-5-2	18-7-3	7-0-4	13-1-2	10-10-4	16-2-0	13-6-2	7-3-0	2-0-1	5-6-3	14-2-1
Pepperdine	12/31/2022	111-88	W	22-4-1	35-10-5	2-4-2	0-3-3	15-3-1	0-1-0	11-4-8	2-1-0	DNP	10-2-0	14-2-5

Opponent	Date	Score	55
North Florida	11/07/2022	104-63	W
vs Michigan St.	11/11/2022	64-63	W
at Texas	11/16/2022	74-93	L
Kentucky	11/20/2022	88-72	W
vs Portland St.	11/24/2022	102-78	W
vs Purdue	11/25/2022	66-84	L
vs Xavier	11/27/2022	88-84	W
vs Baylor	12/02/2022	63-64	L
Kent St.	12/05/2022	73-66	W
Washington	12/09/2022	77-60	W
NIU	12/12/2022	88-67	W
vs Alabama	12/17/2022	100-90	W
Montana	12/20/2022	85-75	W
Eastern Ore.	12/28/2022	120-42	W
Pepperdine	12/31/2022	111-88	W





2022-23 Gonzaga Men's Basketball Season Schedule/Results & Leaders All games

Page 1/1
as of Jan 01, 2023

Game Records

Record	Overall	Home	Away	Neutral
ALL GAMES	12-3	8-0	0-1	4-2
CONFERENCE	1-0	1-0	0-0	0-0
NON-CONFERENCE	11-3	7-0	0-1	4-2

Team Results

Date	Opponent		Score	Att.	High Points	High Rebounds
11/07/2022	North Florida	W	104-63	6000	(22) TIMME, Drew	(8) REID, Efton
11/11/2022	vs Michigan St.	W	64-63	3572	(22) TIMME, Drew	(13) TIMME, Drew
11/16/2022	at Texas	L	74-93	11313	(18) TIMME, Drew	(9) TIMME, Drew
11/20/2022	Kentucky	W	88-72	12333	(24) BOLTON, Rasir	(14) STRAWTHER, Julian
11/24/2022	vs Portland St.	W	102-78	4512	(23) SMITH, Malachi	(6) TIMME, Drew
						(6) STRAWTHER, Julian
11/25/2022	vs Purdue	L	66-84	8090	(22) TIMME, Drew	(10) STRAWTHER, Julian
11/27/2022	vs Xavier	W	88-84	0	(23) STRAWTHER, Julian	(9) STRAWTHER, Julian
12/02/2022	vs Baylor	L	63-64	3448	(16) SMITH, Malachi	(13) WATSON, Anton
12/05/2022	Kent St.	W	73-66	6000	(29) TIMME, Drew	(17) TIMME, Drew
12/09/2022	Washington	W	77-60	6000	(22) TIMME, Drew	(12) STRAWTHER, Julian
12/12/2022	NIU	W	88-67	6000	(26) TIMME, Drew	(8) WATSON, Anton
12/17/2022	vs Alabama	W	100-90	15847	(29) TIMME, Drew	(10) TIMME, Drew
12/20/2022	Montana	W	85-75	6000	(32) TIMME, Drew	(11) TIMME, Drew
12/28/2022	Eastern Ore.	W	120-42	6000	(18) TIMME, Drew	(10) SMITH, Malachi
12/31/2022	Pepperdine	W	111-88	6000	(35) TIMME, Drew	(10) TIMME, Drew

Attendance Summary

	Games	Attend	Avg/Game
Home	8	54333	6792
Away	1	11313	11313
Neutral	6	35469	5912
Total	15	101115	6741

STARTERS

Nov. 7 - North Florida	Hickman	Bolton	Strawther	Timme	Watson
Nov. 11 - Michigan State	Hickman	Bolton	Strawther	Timme	Watson
Nov. 16 - Texas	Hickman	Bolton	Strawther	Timme	Watson
Nov. 20 - Kentucky	Hickman	Bolton	Strawther	Timme	Watson
Nov. 24 - Portland State	Hickman	Bolton	Strawther	Timme	Watson
Nov. 25 - Purdue	Hickman	Bolton	Strawther	Timme	Watson
Nov. 27 - Xavier	Hickman	Bolton	Strawther	Timme	Watson
Dec. 2 - Baylor	Hickman	Bolton	Strawther	Timme	Watson
Dec. 5 - Kent State	Hickman	Bolton	Strawther	Timme	Watson
Dec. 9 - Washington	Hickman	Bolton	Strawther	Timme	Watson
Dec. 12 - Northern Illinois	Hickman	Bolton	Strawther	Timme	Watson
Dec. 17 - Alabama	Hickman	Bolton	Strawther	Timme	Watson
Dec. 20 - Montana	Hickman	Bolton	Strawther	Timme	Watson
Dec. 28 - Eastern Oregon	Hickman	Bolton	Strawther	Timme	Watson
Dec. 31 - Pepperdine	Hickman	Bolton	Strawther	Timme	Watson





2022-23 Gonzaga Men's Basketball
Team High/Low Analysis
All games

Page 1/4
as of Jan 01, 2023

Gonzaga - Game Highs

POINTS	120		Eastern Ore. (12/28/2022)
	111		Pepperdine (12/31/2022)
	104		North Florida (11/07/2022)
	102		vs Portland St. (N) (11/24/2022)
	100		vs Alabama (N) (12/17/2022)
FIELD GOALS MADE	51		Eastern Ore. (12/28/2022)
	47		Pepperdine (12/31/2022)
FIELD GOAL ATTEMPTS	77		Pepperdine (12/31/2022)
	72		Eastern Ore. (12/28/2022)
FIELD GOAL PERCENTAGE	.708	(51-72)	Eastern Ore. (12/28/2022)
	.642	(43-67)	North Florida (11/07/2022)
3 PT FG MADE	13		vs Xavier (N) (11/27/2022)
	12		vs Portland St. (N) (11/24/2022)
3 PT FG ATTEMPTS	28		vs Purdue (N) (11/25/2022)
	24		vs Xavier (N) (11/27/2022)
	24		vs Portland St. (N) (11/24/2022)
3 PT FG PERCENTAGE	.542	(13-24)	vs Xavier (N) (11/27/2022)
	.500	(12-24)	vs Portland St. (N) (11/24/2022)
	.500	(9-18)	Eastern Ore. (12/28/2022)
FREE THROWS MADE	26		Montana (12/20/2022)
	19		Kentucky (11/20/2022)
FREE THROW ATTEMPTS	34		Montana (12/20/2022)
	27		Kent St. (12/05/2022)
FREE THROW PERCENTAGE	.905	(19-21)	Kentucky (11/20/2022)
	.857	(18-21)	NIU (12/12/2022)
REBOUNDS	47		vs Baylor (N) (12/02/2022)
	45		Eastern Ore. (12/28/2022)
ASSISTS	27		Eastern Ore. (12/28/2022)
	25		Pepperdine (12/31/2022)
STEALS	19		Eastern Ore. (12/28/2022)
	15		North Florida (11/07/2022)
BLOCKED SHOTS	7		vs Michigan St. (N) (11/11/2022)
	5		Eastern Ore. (12/28/2022)
TURNOVERS	20		at Texas (11/16/2022)
	18		vs Baylor (N) (12/02/2022)
	18		Kentucky (11/20/2022)
	18		vs Michigan St. (N) (11/11/2022)
FOULS	26		North Florida (11/07/2022)
	24		vs Alabama (N) (12/17/2022)





2022-23 Gonzaga Men's Basketball Team High/Low Analysis All games

Opponent - Game Highs

POINTS	93		at Texas (11/16/2022)
	90		vs Alabama (N) (12/17/2022)
	88		Pepperdine (12/31/2022)
	84		vs Xavier (N) (11/27/2022)
	84		vs Purdue (N) (11/25/2022)
FIELD GOALS MADE	35		Pepperdine (12/31/2022)
	35		vs Xavier (N) (11/27/2022)
FIELD GOAL ATTEMPTS	69		Kentucky (11/20/2022)
	68		vs Xavier (N) (11/27/2022)
FIELD GOAL PERCENTAGE	.522	(35-67)	Pepperdine (12/31/2022)
	.517	(31-60)	vs Alabama (N) (12/17/2022)
3 PT FG MADE	13		at Texas (11/16/2022)
	11		vs Portland St. (N) (11/24/2022)
3 PT FG ATTEMPTS	33		at Texas (11/16/2022)
	30		North Florida (11/07/2022)
3 PT FG PERCENTAGE	.533	(8-15)	vs Xavier (N) (11/27/2022)
	.440	(11-25)	vs Portland St. (N) (11/24/2022)
FREE THROWS MADE	20		vs Alabama (N) (12/17/2022)
	18		vs Michigan St. (N) (11/11/2022)
FREE THROW ATTEMPTS	28		vs Michigan St. (N) (11/11/2022)
	24		vs Alabama (N) (12/17/2022)
FREE THROW PERCENTAGE	.882	(15-17)	vs Portland St. (N) (11/24/2022)
	.833	(20-24)	vs Alabama (N) (12/17/2022)
REBOUNDS	46		vs Purdue (N) (11/25/2022)
	37		vs Alabama (N) (12/17/2022)
ASSISTS	21		vs Purdue (N) (11/25/2022)
	18		vs Xavier (N) (11/27/2022)
STEALS	10		Kentucky (11/20/2022)
	9		vs Michigan St. (N) (11/11/2022)
BLOCKED SHOTS	5		Pepperdine (12/31/2022)
	5		vs Baylor (N) (12/02/2022)
TURNOVERS	28		Eastern Ore. (12/28/2022)
	22		North Florida (11/07/2022)
FOULS	25		Montana (12/20/2022)
	24		Kent St. (12/05/2022)

BEST WINNING PERCENTAGE SINCE 2010-11

	W	L	Pct.
1. <i>Gonzaga</i>	367	56	0.868
2. Kansas	354	81	0.814
3. Duke	334	89	0.790
4. Kentucky	330	98	0.771
5. Wichita State	309	93	0.769

BEST WINNING PERCENTAGE LAST SIX SEASONS

	W	L	Pct.
1. <i>Gonzaga</i>	192	18	0.914
2. Kansas	171	41	0.807
3. Villanova	166	40	0.806
4. Houston	164	41	0.800
5. New Mexico State	150	38	0.798

BEST WINNING PERCENTAGE LAST FIVE SEASONS

	W	L	Pct.
1. <i>Gonzaga</i>	155	16	0.906
2. Houston	143	30	0.827
3. Kansas	140	36	0.795
4. New Mexico State	122	32	0.792
5. Virginia	128	34	0.790

BEST WINNING PERCENTAGE LAST FOUR SEASONS

	W	L	Pct.
1. <i>Gonzaga</i>	123	11	0.918
2. Houston	116	22	0.841
3. Belmont	104	25	0.806
4. Kansas	109	28	0.796
5. Baylor	101	27	0.789

BEST HOME PERCENTAGE LAST FOUR SEASONS

	W	L	Pct.
1. <i>Gonzaga</i>	77	1	0.987
2. South Dakota State	67	2	0.971
3. Houston	79	4	0.952
4. Kansas	74	6	0.925
5. Belmont	64	6	0.914

BEST ROAD PERCENTAGE SINCE 2010-11

	W	L	Pct.
1. <i>Gonzaga</i>	100	20	0.833
2. Wichita State	95	35	0.731
3. Saint Mary's	83	40	0.675
4. Kansas	83	44	0.654
5. Belmont	119	65	0.647

BEST ROAD PERCENTAGE LAST FIVE SEASONS

	W	L	Pct.
1. <i>Gonzaga</i>	41	4	0.911
2. New Mexico State	41	15	0.732
3. Vermont	49	18	0.731
4. Virginia	40	15	0.727
5. Belmont	52	21	0.712

BEST FIELD GOAL PERCENTAGE SINCE 2010-11

	FGM	FGA	Pct.
1. <i>Gonzaga</i>	12406	24532	.506
2. Belmont	11158	23053	.484
3. Kansas	12047	25178	.478
4. Creighton	11240	23569	.477
5. Saint Mary's	10412	21894	.476

BEST FIELD GOAL PERCENTAGE LAST FIVE SEASONS

	FGM	FGA	Pct.
1. <i>Gonzaga</i>	5474	10504	.521
2. South Dakota State	4634	9357	.495
3. Dayton	4104	8307	.494
4. Loyola Chicago	4288	8675	.494
5. Belmont	4780	9810	.487

MOST POINTS PER GAME LAST FIVE SEASONS

	Points	Avg.
1. <i>Gonzaga</i>	14720	87.25
2. South Dakota State	13095	82.88
3. Belmont	13079	81.96

MOST WINS OVER FOUR-YEAR SPAN IN D1 HISTORY

	Wins	Seasons
1. Villanova	136	2014-18
2. <i>Gonzaga</i>	133	2016-20
Duke	133	1998-2001





2022-23 Gonzaga Men's Basketball
Team High/Low Analysis
All games

Page 3/4
as of Jan 01, 2023

Gonzaga - Game Lows

POINTS	63		vs Baylor (N) (12/02/2022)
	64		vs Michigan St. (N) (11/11/2022)
	66		vs Purdue (N) (11/25/2022)
	73		Kent St. (12/05/2022)
	74		at Texas (11/16/2022)
FIELD GOALS MADE	22		vs Baylor (N) (12/02/2022)
	23		vs Michigan St. (N) (11/11/2022)
FIELD GOAL ATTEMPTS	51		at Texas (11/16/2022)
	52		Montana (12/20/2022)
FIELD GOAL PERCENTAGE	.361	(22-61)	vs Baylor (N) (12/02/2022)
	.403	(27-67)	vs Purdue (N) (11/25/2022)
3 PT FG MADE	4		vs Michigan St. (N) (11/11/2022)
	5		Montana (12/20/2022)
	5		Washington (12/09/2022)
	5		North Florida (11/07/2022)
3 PT FG ATTEMPTS	12		North Florida (11/07/2022)
	17		Montana (12/20/2022)
	17		vs Alabama (N) (12/17/2022)
3 PT FG PERCENTAGE	.222	(4-18)	vs Michigan St. (N) (11/11/2022)
	.263	(5-19)	Washington (12/09/2022)
FREE THROWS MADE	3		vs Purdue (N) (11/25/2022)
	7		Pepperdine (12/31/2022)
FREE THROW ATTEMPTS	4		vs Purdue (N) (11/25/2022)
	14		Pepperdine (12/31/2022)
	14		Eastern Ore. (12/28/2022)
FREE THROW PERCENTAGE	.500	(7-14)	Pepperdine (12/31/2022)
	.619	(13-21)	vs Baylor (N) (12/02/2022)
REBOUNDS	30		vs Alabama (N) (12/17/2022)
	31		vs Purdue (N) (11/25/2022)
ASSISTS	8		Kentucky (11/20/2022)
	8		vs Michigan St. (N) (11/11/2022)
STEALS	1		Kent St. (12/05/2022)
	2		vs Purdue (N) (11/25/2022)
BLOCKED SHOTS	0		Pepperdine (12/31/2022)
	1		vs Alabama (N) (12/17/2022)
TURNOVERS	6		NIU (12/12/2022)
	7		vs Purdue (N) (11/25/2022)
FOULS	12		Washington (12/09/2022)
	12		Kentucky (11/20/2022)



2022-23 Gonzaga Men's Basketball
Team High/Low Analysis
All games

Page 4/4
as of Jan 01, 2023

Opponent - Game Lows

POINTS	42		Eastern Ore. (12/28/2022)
	60		Washington (12/09/2022)
	63		vs Michigan St. (N) (11/11/2022)
	63		North Florida (11/07/2022)
	64		vs Baylor (N) (12/02/2022)
FIELD GOALS MADE	16		Eastern Ore. (12/28/2022)
	21		vs Michigan St. (N) (11/11/2022)
	21		North Florida (11/07/2022)
FIELD GOAL ATTEMPTS	52		vs Michigan St. (N) (11/11/2022)
	54		Eastern Ore. (12/28/2022)
FIELD GOAL PERCENTAGE	.296	(16-54)	Eastern Ore. (12/28/2022)
	.356	(21-59)	North Florida (11/07/2022)
3 PT FG MADE	3		vs Michigan St. (N) (11/11/2022)
	5		Eastern Ore. (12/28/2022)
	5		NIU (12/12/2022)
3 PT FG ATTEMPTS	15		Pepperdine (12/31/2022)
	15		vs Xavier (N) (11/27/2022)
3 PT FG PERCENTAGE	.188	(3-16)	vs Michigan St. (N) (11/11/2022)
	.227	(5-22)	Eastern Ore. (12/28/2022)
	.227	(5-22)	NIU (12/12/2022)
FREE THROWS MADE	5		Eastern Ore. (12/28/2022)
	6		vs Xavier (N) (11/27/2022)
FREE THROW ATTEMPTS	7		Eastern Ore. (12/28/2022)
	8		vs Xavier (N) (11/27/2022)
FREE THROW PERCENTAGE	.591	(13-22)	North Florida (11/07/2022)
	.643	(18-28)	vs Michigan St. (N) (11/11/2022)
REBOUNDS	19		Eastern Ore. (12/28/2022)
	26		vs Portland St. (N) (11/24/2022)
ASSISTS	6		Eastern Ore. (12/28/2022)
	6		NIU (12/12/2022)
STEALS	3		vs Alabama (N) (12/17/2022)
	3		NIU (12/12/2022)
	3		vs Purdue (N) (11/25/2022)
BLOCKED SHOTS	0		Eastern Ore. (12/28/2022)
	0		Kentucky (11/20/2022)
TURNOVERS	7		Kent St. (12/05/2022)
	8		vs Purdue (N) (11/25/2022)
FOULS	13		vs Purdue (N) (11/25/2022)
	14		Pepperdine (12/31/2022)



**2022-23 Gonzaga Men's Basketball
Player Highs Analysis
All games**

Page 1/4
as of Jan 01, 2023

Gonzaga - Individual Game Highs

POINTS	35		Drew Timme vs Pepperdine (12/31/2022)
	32		Drew Timme vs Montana (12/20/2022)
	29		Drew Timme vs Alabama (N) (12/17/2022)
	29		Drew Timme vs Kent St. (12/05/2022)
	26		Drew Timme vs NIU (12/12/2022)
FIELD GOALS MADE	15		Drew Timme vs Pepperdine (12/31/2022)
	12		Drew Timme vs Montana (12/20/2022)
	12		Drew Timme vs Alabama (N) (12/17/2022)
FIELD GOAL ATTEMPTS	19		Drew Timme vs Pepperdine (12/31/2022)
	19		Drew Timme vs North Florida (11/07/2022)
FIELD GOAL PERCENTAGE (min 5 made)	1.000	(8-8)	Efton Reid vs Eastern Ore. (12/28/2022)
	.875	(7-8)	Drew Timme vs Portland St. (N) (11/24/2022)
3 PT FG MADE	5		Julian Strawther vs Xavier (N) (11/27/2022)
	5		Malachi Smith vs Portland St. (N) (11/24/2022)
3 PT FG ATTEMPTS	8		Julian Strawther vs Pepperdine (12/31/2022)
	8		Julian Strawther vs Xavier (N) (11/27/2022)
	8		Rasir Bolton vs Kentucky (11/20/2022)
3 PT FG PERCENTAGE (min 2 made)	1.000	(5-5)	Malachi Smith vs Portland St. (N) (11/24/2022)
	1.000	(3-3)	Malachi Smith vs Pepperdine (12/31/2022)
	1.000	(2-2)	Julian Strawther vs Montana (12/20/2022)
	1.000	(2-2)	Malachi Smith vs Alabama (N) (12/17/2022)
FREE THROWS MADE	8		Drew Timme vs Montana (12/20/2022)
	8		Drew Timme vs NIU (12/12/2022)
FREE THROW ATTEMPTS	13		Drew Timme vs Montana (12/20/2022)
	12		Drew Timme vs Kent St. (12/05/2022)
FREE THROW PERCENTAGE (min 3 made)	1.000	(7-7)	Julian Strawther vs Kentucky (11/20/2022)
	1.000	(5-5)	Rasir Bolton vs Eastern Ore. (12/28/2022)
	1.000	(5-5)	Julian Strawther vs Montana (12/20/2022)
	1.000	(5-5)	Ben Gregg vs NIU (12/12/2022)
	1.000	(5-5)	Julian Strawther vs North Florida (11/07/2022)
	1.000	(4-4)	Ben Gregg vs Montana (12/20/2022)
	1.000	(4-4)	Nolan Hickman vs Portland St. (N) (11/24/2022)
	1.000	(4-4)	Rasir Bolton vs Kentucky (11/20/2022)
	1.000	(4-4)	Rasir Bolton at Texas (11/16/2022)
	1.000	(4-4)	Julian Strawther vs Michigan St. (N) (11/11/2022)
REBOUNDS	17		Drew Timme vs Kent St. (12/05/2022)
	14		Julian Strawther vs Kentucky (11/20/2022)
ASSISTS	8		Anton Watson vs Pepperdine (12/31/2022)
	8		Nolan Hickman vs Baylor (N) (12/02/2022)
	8		Rasir Bolton vs Portland St. (N) (11/24/2022)
STEALS	6		Malachi Smith vs Michigan St. (N) (11/11/2022)
	5		Malachi Smith vs Alabama (N) (12/17/2022)
	5		Anton Watson vs North Florida (11/07/2022)
BLOCKED SHOTS	2		Drew Timme vs Montana (12/20/2022)
	2		Hunter Sallis vs Washington (12/09/2022)
	2		Drew Timme vs Kent St. (12/05/2022)
	2		Drew Timme vs Baylor (N) (12/02/2022)
	2		Ben Gregg vs Xavier (N) (11/27/2022)
	2		Drew Timme vs Purdue (N) (11/25/2022)
	2		Ben Gregg vs Purdue (N) (11/25/2022)
	2		Anton Watson vs Michigan St. (N) (11/11/2022)
	2		Nolan Hickman vs Michigan St. (N) (11/11/2022)
	2		Drew Timme vs Michigan St. (N) (11/11/2022)



**2022-23 Gonzaga Men's Basketball
Player Highs Analysis
All games**

Page 3/4
as of Jan 01, 2023

Opponent - Individual Game Highs

POINTS	36		Brandon Miller vs Alabama (N) (12/17/2022)
	26		Tyrese Hunter at Texas (11/16/2022)
	25		Keshawn Williams vs NIU (12/12/2022)
	25		Jack Nunge vs Xavier (N) (11/27/2022)
	23		Zach Edey vs Purdue (N) (11/25/2022)
FIELD GOALS MADE	12		Brandon Miller vs Alabama (N) (12/17/2022)
	11		Jack Nunge vs Xavier (N) (11/27/2022)
FIELD GOAL ATTEMPTS	22		Brandon Miller vs Alabama (N) (12/17/2022)
	18		Jacob Toppin vs Kentucky (11/20/2022)
FIELD GOAL PERCENTAGE (min 5 made)	.800	(8-10)	Anthony Crump vs NIU (12/12/2022)
	.750	(6-8)	Jadyn Parker vs North Florida (11/07/2022)
3 PT FG MADE	6		Brandon Miller vs Alabama (N) (12/17/2022)
	5		Jorell Saterfield vs Portland St. (N) (11/24/2022)
	5		Tyrese Hunter at Texas (11/16/2022)
3 PT FG ATTEMPTS	11		Brandon Miller vs Alabama (N) (12/17/2022)
	10		Aanen Moody vs Montana (12/20/2022)
3 PT FG PERCENTAGE (min 2 made)	1.000	(3-3)	Colby Jones vs Xavier (N) (11/27/2022)
	1.000	(2-2)	Josh Bannan vs Montana (12/20/2022)
FREE THROWS MADE	8		A.J. Hoggard vs Michigan St. (N) (11/11/2022)
	7		Mikal Starks vs Portland St. (N) (11/24/2022)
FREE THROW ATTEMPTS	11		Mady Sissoko vs Michigan St. (N) (11/11/2022)
	10		A.J. Hoggard vs Michigan St. (N) (11/11/2022)
FREE THROW PERCENTAGE (min 3 made)	1.000	(6-6)	Dischon Thomas vs Montana (12/20/2022)
	1.000	(6-6)	Jaden Bradley vs Alabama (N) (12/17/2022)
	1.000	(6-6)	Brandon Miller vs Alabama (N) (12/17/2022)
	1.000	(6-6)	Oscar Tshiebwe vs Kentucky (11/20/2022)
	1.000	(6-6)	Sir'Jabari Rice at Texas (11/16/2022)
	1.000	(4-4)	Zarique Nutter vs NIU (12/12/2022)
	1.000	(4-4)	PJ Fuller II vs Washington (12/09/2022)
	1.000	(4-4)	Mirryne Thomas vs Kent St. (12/05/2022)
	1.000	(4-4)	Jalen Bridges vs Baylor (N) (12/02/2022)
	1.000	(4-4)	Braden Smith vs Purdue (N) (11/25/2022)
	1.000	(3-3)	Carson Basham vs Pepperdine (12/31/2022)
	1.000	(3-3)	Malique Jacobs vs Kent St. (12/05/2022)
	1.000	(3-3)	Keyonte George vs Baylor (N) (12/02/2022)
	1.000	(3-3)	Colby Jones vs Xavier (N) (11/27/2022)
	1.000	(3-3)	Tyrese Hunter at Texas (11/16/2022)
REBOUNDS	15		Oscar Tshiebwe vs Kentucky (11/20/2022)
	13		Noah Clowney vs Alabama (N) (12/17/2022)
ASSISTS	8		Cameron Parker vs Portland St. (N) (11/24/2022)
	7		Mike Mitchell Jr. vs Pepperdine (12/31/2022)
	7		Colby Jones vs Xavier (N) (11/27/2022)
	7		Braden Smith vs Purdue (N) (11/25/2022)
	7		Marcus Carr at Texas (11/16/2022)
STEALS	4		Mike Mitchell Jr. vs Pepperdine (12/31/2022)
	4		Malique Jacobs vs Kent St. (12/05/2022)
	4		Cason Wallace vs Kentucky (11/20/2022)
BLOCKED SHOTS	3		Zach Edey vs Purdue (N) (11/25/2022)
	2		Carson Basham vs Pepperdine (12/31/2022)
	2		Mirryne Thomas vs Kent St. (12/05/2022)
	2		Flo Thamba vs Baylor (N) (12/02/2022)
	2		Jalen Bridges vs Baylor (N) (12/02/2022)
	2		Zach Freemantle vs Xavier (N) (11/27/2022)
	2		Kendall Munson vs Portland St. (N) (11/24/2022)

CAREER STATS



2022-23 Gonzaga Men's Basketball Season/Career Statistics All games

Page 1/1
as of Jan 01, 2023

Summary

Player	Season Statistics										Career Statistics									
	GP-GS	MIN/G	FG%	3FG%	FT%	R/G	A/G	STL	BLK	PTS/G	GP-GS	MIN/G	FG%	3FG%	FT%	R/G	A/G	STL	BLK	PTS/G
BOLTON, Rasir	15-15	27.1	.419	.393	.857	1.4	2.7	10	2	10.8	130-106	29.0	.431	.378	.850	2.8	2.5	107	12	12.7
BROOKS, Colby	3-0	2.8	.833	1.000	.667	1.7	0.0	1	0	4.3	3-0	2.8	.833	1.000	.667	1.7	0.0	1	0	4.3
EAGLE, Abe	1-0	4.0	1.000	.000	.000	0.0	1.0	0	0	2.0	1-0	4.0	1.000	.000	.000	0.0	1.0	0	0	2.0
GREGG, Ben	14-0	10.0	.500	.381	1.000	2.9	0.6	10	6	4.9	49-0	6.1	.432	.333	.682	1.9	0.4	13	17	2.6
HARRIS, Dominick	6-0	5.3	.571	.250	.000	0.5	1.0	1	1	1.5	31-0	6.8	.435	.370	.714	0.7	0.5	4	1	2.7
HICKMAN, Nolan	15-15	27.9	.400	.345	.867	2.4	3.7	13	4	8.1	47-15	20.6	.425	.324	.767	1.8	2.1	33	11	6.0
REID, Efton	13-0	5.6	.692	.000	.500	1.5	0.2	3	1	2.9	47-34	15.7	.540	.227	.485	3.5	0.4	20	27	5.3
SALLIS, Hunter	15-0	17.1	.450	.278	.800	2.2	1.7	8	3	4.7	47-0	14.7	.522	.270	.744	2.0	1.0	27	8	4.4
SMITH, Malachi	15-0	21.2	.525	.528	.765	3.5	1.2	19	0	9.1	110-60	27.1	.478	.397	.815	5.5	2.4	144	12	13.1
STRAWTHER, Julian	15-15	29.5	.473	.423	.761	7.5	0.8	13	4	13.5	72-46	20.7	.493	.377	.721	4.4	0.6	34	11	9.3
TIMME, Drew	15-15	32.5	.659	.167	.604	8.3	3.4	15	15	22.7	112-83	26.5	.626	.270	.657	6.6	2.3	62	94	16.6
WATSON, Anton	15-15	27.6	.592	.278	.559	5.1	2.2	28	9	9.3	94-37	19.4	.579	.203	.644	4.0	1.6	124	48	7.1

Scoring

Player	Season Statistics								Career Statistics							
	FG-FGA	FG%	3FG-3FGA	3FG%	FT-FTA	FT%	PTS	PTS/G	FG-FGA	FG%	3FG-3FGA	3FG%	FT-FTA	FT%	PTS	PTS/G
BOLTON, Rasir	52-124	.419	22-56	.393	36-42	.857	162	10.8	544-1263	.431	205-543	.378	364-428	.850	1657	12.7
BROOKS, Colby	5-6	.833	1-1	1.000	2-3	.667	13	4.3	5-6	.833	1-1	1.000	2-3	.667	13	4.3
EAGLE, Abe	1-1	1.000	0-0	.000	0-0	.000	2	2.0	1-1	1.000	0-0	.000	0-0	.000	2	2.0
GREGG, Ben	24-48	.500	8-21	.381	12-12	1.000	68	4.9	48-111	.432	14-42	.333	15-22	.682	125	2.6
HARRIS, Dominick	4-7	.571	1-4	.250	0-0	.000	9	1.5	27-62	.435	10-27	.370	20-28	.714	84	2.7
HICKMAN, Nolan	44-110	.400	20-58	.345	13-15	.867	121	8.1	108-254	.425	44-136	.324	23-30	.767	283	6.0
REID, Efton	18-26	.692	0-2	.000	2-4	.500	38	2.9	115-213	.540	5-22	.227	16-33	.485	251	5.3
SALLIS, Hunter	27-60	.450	5-18	.278	12-15	.800	71	4.7	84-161	.522	10-37	.270	29-39	.744	207	4.4
SMITH, Malachi	52-99	.525	19-36	.528	13-17	.765	136	9.1	517-1082	.478	120-302	.397	287-352	.815	1441	13.1
STRAWTHER, Julian	69-146	.473	30-71	.423	35-46	.761	203	13.5	234-475	.493	93-247	.377	106-147	.721	667	9.3
TIMME, Drew	137-208	.659	2-12	.167	64-106	.604	340	22.7	734-1172	.626	17-63	.270	376-572	.657	1861	16.6
WATSON, Anton	58-98	.592	5-18	.278	19-34	.559	140	9.3	260-449	.579	14-69	.203	134-208	.644	668	7.1

Totals

Player	Season Statistics									Career Statistics								
	O-REB	D-REB	TOTAL	PF	FO	A	TO	A/TO		O-REB	D-REB	TOTAL	PF	FO	A	TO	A/TO	
BOLTON, Rasir	4	17	21	30	0	41	20	2.1		54	312	366	269	2	327	295	1.1	
BROOKS, Colby	2	3	5	0	0	0	1	0.0		2	3	5	0	0	0	1	0.0	
EAGLE, Abe	0	0	0	0	0	1	0	0.0		0	0	0	0	0	1	0	0.0	
GREGG, Ben	17	23	40	25	1	8	7	1.1		33	59	92	59	1	19	19	1.0	
HARRIS, Dominick	0	3	3	4	0	6	0	0.0		7	14	21	23	0	16	7	2.3	
HICKMAN, Nolan	4	32	36	28	0	56	26	2.2		7	78	85	57	0	97	49	2.0	
REID, Efton	8	12	20	17	1	2	11	0.2		59	107	166	130	6	18	58	0.3	
SALLIS, Hunter	10	23	33	25	1	25	11	2.3		28	68	96	60	1	45	32	1.4	
SMITH, Malachi	12	40	52	18	0	18	16	1.1		149	460	609	159	0	266	206	1.3	
STRAWTHER, Julian	11	101	112	33	0	12	27	0.4		62	252	314	119	1	45	64	0.7	
TIMME, Drew	36	89	125	32	1	51	43	1.2		233	509	742	249	3	257	219	1.2	
WATSON, Anton	26	51	77	43	1	33	22	1.5		115	262	377	199	3	154	99	1.6	

QUICKIE GAME RECORDS

Individual Game

Points

- 52 - Frank Burgess vs. UC-Davis (1-26-61)
- 50 - Jean Claude Lefebvre vs. Whitworth (2-18-58)

Field Goals Made

- 20 - Jean Claude Lefebvre vs. Whitworth (2-18-58)

Free Throws Made

- 16 - Ronny Turiaf vs. Cincinnati (NCAA - 3-20-03)
- 16 - Blake Stepp vs. Washington (12-2-02)
- 16 - Ronny Turiaf vs. Indiana (11-26-02)
- 16 - Frank Burgess (4 times)

Free Throw Percentage (1.000 - min. 10 attempts)

- (15-15) - Sam Dower vs. Santa Clara (3-8-14)
- (15-15) - Geoff Goss vs. Idaho State (1-6-93)
- (15-15) - Frank Burgess vs. Idaho (3-3-61)

Rebounds

- 33 - Jim Dixon vs. Eastern Washington (1-23-61)
- 28 - Paul Cathey vs. Nevada-Las Vegas (12-28-77)

Assists

- 16 - Blake Stepp vs. Long Beach State (12-20-02)
- 14 - Andrew Nembhard at Pepperdine (2-16-22)
- 14 - Joel Ayayi at Portland (1-9-21)
- 13 - Josh Perkins at Creighton (12-1-18)
- 13 - Jeremy Pargo vs. Virginia Tech (11-24-07)
- 13 - Derek Raivio vs. Montana (11-21-04)
- 13 - Blake Stepp vs. Idaho (11-21-03)
- 13 - Matt Santangelo vs. Loyola Marymount (2-11-00)
- 13 - John Stockton vs. Portland (2-11-84)
- 13 - John Stockton vs. San Diego (1-19-84)
- 13 - Ken Tyler vs. Montana State (2-1-75)

Steals (Under Mark Few)

- 7 - Derek Raivio vs. Montana (11-21-04)
- 6 - Andrew Nembhard at BYU (2-5-22)
- 6 - Nigel Williams-Goss vs. Saint Mary's (3-7-17)
- 6 - David Stockton vs. South Dakota (11-18-12)
- 6 - Jeremy Pargo vs. Loyola Marymount (2-11-08)
- 6 - Derek Raivio vs. Loyola Marymount (1-6-07)

Blocks (Under Mark Few)

- 7 - Chet Holmgren vs. Dixie State (11-9-21)
- 7 - Chet Holmgren vs. Georgia State (3-17-22)
- 7 - Przemek Karnowski vs. Saint Mary's (1-2-14)
- 6 - Chet Holmgren vs. San Francisco (3-7-22)
- 6 - Chet Holmgren at San Francisco (2-24-22)
- 6 - Chet Holmgren vs. BYU (1-13-22)
- 6 - Brandon Clarke vs. Texas Southern (11-10-18)
- 6 - Brandon Clarke vs. Duke (11-21-18)
- 6 - Zach Collins vs. South Carolina (4-1-17)
- 6 - Austin Daye vs. Idaho (11-13-07)
- 6 - Josh Heytvelt at Pepperdine (2-3-07)
- 6 - Robert Sacre at Pepperdine (2-20-10)
- 6 - Abdulla Kuso at San Diego (2-18-08)
- 6 - Abdulla Kuso vs. Duke (12-21-06)

Team Game

Points Scored - Gonzaga

- 136 vs. Loyola Marymount, 2-18-89 (L 147-136)

Points Scored - Opponent

- 147 - Loyola Marymount, 2-18-89 (147-146)

Biggest Margin of Victory

- 61 - Denver, 12-21-18 (101-40)
- 60 - Eastern Oregon, 12-21-01 (105-45)
- 59 - at Santa Clara, 1-24-19 (98-39)

Biggest Margin of Defeat

- 69 vs. Montana, 2-5-45 (103-34)

Rebounds

- 74 vs. Idaho, 1-22-66

Field Goals Made

- 50 vs. Carroll College, 11-28-80

Field Goals Attempted

- 84 vs. Loyola Marymount, 1-19-90

Field Goal Percentage - Game

- 71.8 vs. Saint Mary's, 1-13-96 (28-39)
- 70.8 vs. Washington State, 12-28-03 (34-48)
- 70.4 vs. Warner Pacific, 12-21-88 (38-54)

Field Goal Percentage - Half

- 84.5 vs. Denver, 12-21-18 (101-40)
- 80.0 vs. San Francisco, 1-16-88 (16-20)
- 80.0 vs. Santa Clara, 1-23-82 (12-15)

Free Throws Made

- 41 vs. Davidson, 12-12-09
- 41 vs. Fairfield, 12-11-90
- 37 vs. San Francisco, 1-15-94
- 36 vs. Santa Clara, 2-12-81
- 36 vs. Eastern Washington, 11-11-11
- 36 vs. BYU, 2-23-12

Free Throws Attempted

- 54 vs. Davidson, 12-12-09
- 53 vs. Loyola Marymount, 2-24-84
- 51 vs. Fairfield, 12-11-90
- 51 vs. Eastern Washington, 11-11-11

Free Throw Percentage - Game (Min. 10 attempts)

- 1.000 vs. BYU, 1-25-14 (12-12)
- 1.000 vs. Michigan State, 11-22-05 (26-26)* (12-12 in OT)
- 1.000 vs. Eastern Washington, 12-11-93 (20-20)
- 1.000 vs. Pepperdine, 1-13-11 (12-12)

WHERE ARE THEY NOW

Bryan Alberts (2014-17)

BK Kongsberg Miners in Norwegian BLNO

Martynas Arlauskas (2019-22)

Pieno Zvaigzdes in Lithuanian LKL

Joel Ayayi (2017-21)

Lakeland Magic in the G League

Ira Brown (2007-09)

Osaka Evessa in Japanese B.League

Brandon Clarke (2017-19)

Memphis Grizzlies in the NBA

Zach Collins (2016-17)

San Antonio Spurs in the NBA

Aaron Cook (2020-21)

Enosis Neon Paralimni in Cypriot Division A

Geno Crandall (2018-19)

BG Goettingen in German BBL

Austin Daye (2007-10)

Venezia in Italian Serie A

Admon Gilder (2019-20)

Maccabi Bazar Haifa in Balkan BIBL

Rui Hachimura (2016-19)

Washington Wizards in the NBA

Elias Harris (2009-13)

Bayern Munich in German BBL

Chet Holmgren (2021-22)

Oklahoma City Thunder in the NBA

Jeremy Jones (2015-19)

FE Nagoya in Japanese B2 League

Przemek Karnowski (2012-17)

Stelmet Zielona Góra of the PLK and VTB United League

Corey Kispert (2017-21)

Washington Wizards in the NBA

Guy Landry Edi (2010-13)

Basketball Loewen Erfurt in German ProB

Jordan Mathews (2016-17)

PGE Spójnia Stargard in Polish EBL

Eric McClellan (2014-16)

CSS Bega Timisoara in Romanian Divizia A

Silas Melson (2014-18)

Socar Petkimspor in Turkish BSL

Andrew Nembhard (2020-22)

Indiana Pacers in the NBA

Kelly Olynyk (2010-14)

Utah Jazz in the NBA

Kevin Pangos (2011-15)

AX Armani Exchange Milan in Italian Lega Basket Serie A

Jeremy Pargo (2005-09)

Windy City Bulls in the G League

Josh Perkins (2014-19)

Hapoel Galil Gilboa in Israeli BSL

Filip Petrushev (2018-20)

KK Crvena Zvezda in Serbian KLS

Domantas Sabonis (2014-16)

Sacramento Kings in the NBA

Jalen Suggs (2020-21)

Orlando Magic in the NBA

Byron Wesley (2014-15)

Jaguars in Nicaraguan LSB

Johnathan Williams III (2015-18)

Nagoya Fighting Eagles in Japanese B.League

Nigel Williams-Goss (2015-17)

Real Madrid in Spanish Liga Endesa

Kyle Wiltjer (2014-16)

Zhejiang Guangsha in Chinese CBA

Ryan Woolridge (2018-19)

Iraklis Thessaloniki in Greek A1



2022-23 GONZAGA BASKETBALL | LAST FOUR BOXES



Official Basketball Box Score - Final
Pepperdine at Gonzaga
12/31/22 McCarthy Athletic Center, Spokane
2022-23 Men's Basketball

Game Time: 2:00 PM
Game Duration: 1:50
Attendance: 6,000

Officials: Cheryl Calves, Randy Richardson, Olan Lopez

Pepperdine - 88

Record: 7-8 (0-1)

NO.	Name	Min	FG	3P	FT	Rebounds	Fouls	TP	AS	TO	ST	Blocks	BS	BA	+	-
14	Jeron Porter	F 31:45	7-12	0-2	3-4	1 6 7	1 4 17	0	1	0	1	0	1	0	-15	
24	Moswell Lewis	F 23:07	9-14	2-3	0-0	2 3 5	3 3 20	5	5	0	1	0	1	0	-5	
11	Carson Basham	C 22:38	7-10	0-0	3-3	0 4 4	4 3 17	0	1	0	2	0	0	0	-5	
0	Houston Mallette	G 36:08	4-9	1-4	2-3	0 3 3	2 3 11	3	1	0	0	0	0	0	-19	
1	Mike Mitchell Jr.	G 36:29	5-11	2-4	1-2	0 6 6	2 1 13	7	3	4	0	0	0	0	-21	
2	Jalen Pihra	16:01	1-3	0-0	0-0	2 4 6	1 0 2	0	2	0	0	1	0	0	-10	
31	Jan Zidek	11:44	0-2	0-1	2-2	0 1 1	0 2 2	0	0	0	0	0	0	0	-25	
3	Malik Moore	18:43	2-5	1-1	0-0	0 0 0	0 0 5	0	3	1	0	0	0	0	-21	
5	Jay Yoon	01:23	0-0	0-0	0-0	0 0 0	1 0 0	0	0	0	0	0	0	0	2	
22	Majak Deng	01:23	0-1	0-0	1-2	0 0 0	0 0 1	1	0	0	0	0	0	0	2	
10	Paul Jordan	00:39	0-0	0-0	0-0	0 0 0	0 0 0	0	0	0	0	0	0	0	2	
Team						2 0 2	0 0 0	0	1							
Totals			35-67	6-15	12-16	7 27 34	14 17 88	15	17	5	5	0	5	0	-23	

Technical Fouls: NONE

Gonzaga - 111

Record: 12-3 (1-4)

NO.	Name	Min	FG	3P	FT	Rebounds	Fouls	TP	AS	TO	ST	Blocks	BS	BA	+	-
2	Drew Timme	F 34:05	15-19	1-2	4-8	2 8 10	3 6 35	5	2	1	0	2	2	3		
22	Anton Watson	F 30:15	5-6	0-0	1-2	2 2 4	3 1 11	8	1	3	0	0	0	0	13	
0	Julian Strawther	G 30:00	8-13	4-8	2-3	0 4 4	2 5 22	1	0	4	0	1	0	0	27	
11	Nolan Hickman	G 14:00	0-5	0-2	0-0	0 3 3	2 0 0	0	3	4	1	0	0	0	1	
45	Rasir Bolton	G 31:07	6-11	2-5	0-0	0 2 2	2 1 14	5	1	0	0	0	0	0	9	
13	Malachi Smith	23:47	6-8	3-3	0-0	0 3 3	1 0 15	1	2	1	0	0	0	0	17	
33	Ben Gregg	10:46	5-9	0-1	0-0	2 0 2	1 1 10	0	0	0	0	0	0	0	14	
5	Hunter Sallis	18:49	1-3	0-1	0-0	1 3 4	0 0 2	2	2	1	1	0	0	0	17	
15	Eltan Reid	03:42	0-2	0-0	0-0	0 1 1	0 0 0	0	0	0	0	0	0	0	-2	
55	Dominick Harris	02:17	0-0	0-0	0-0	0 0 0	0 0 0	0	0	0	0	0	0	0	-2	
25	Coby Brooks	01:12	1-1	0-0	0-1	1 0 1	0 1 2	0	0	0	0	0	0	0	0	
Team						1 0 1	0 0 0	0	0							
Totals			47-77	10-22	7-14	9 26 35	17 14 111	25	11	9	0	5	23			

Technical Fouls: Bolton 1st 16:00

	PEP	GON
Biggest lead	4 (1st 16:46)	27 (2nd 7:23)
Best Scoring Run	7 (1st 7:37)	9 (1st 4:36)
Lead Changes	5	
Times Tied	5	
Time with Lead	03:22	34:38

Points from	PEP	GON
Turnovers	12	21
Paint	46	70
Second Chance	11	13
Fast Breaks	5	30
Bench	10	29

Period by Period Scoring	1st	2nd	TOT
PEP	40	48	88
GON	56	55	111



Official Basketball Box Score - Final
Montana at Gonzaga
12/30/22 McCarthy Athletic Center, Spokane
2022-23 Men's Basketball

Game Time: 6:00 PM
Game Duration: 2:04
Attendance: 6,000

Officials: Mike Reed, Michael Greenstein, Gregory Nason

Montana - 75

Record: 6-6

NO.	Name	Min	FG	3P	FT	Rebounds	Fouls	TP	AS	TO	ST	Blocks	BS	BA	+	-
13	Josh Bannan	F 30:54	8-12	2-2	1-1	2 4 4	2 3 19	0	5	1	0	0	0	0	-6	
24	Dischoni Thomas	F 27:58	4-11	1-4	6-6	1 2 3	4 5 15	1	3	0	1	0	0	0	-6	
1	Lonnell Martin	G 25:51	2-5	2-3	2-2	0 2 2	1 1 8	1	1	0	0	0	0	0	-10	
11	Aenen Moody	G 37:54	5-15	3-10	0-2	0 4 4	4 3 13	3	1	0	0	0	0	0	-13	
12	Brandon Whitney	G 37:13	7-10	0-1	1-2	0 2 2	2 15 1	0	0	0	0	0	0	0	-7	
23	Mick Anderson	07:16	0-0	0-0	0-0	1 1 1	5 0 0	2	0	1	0	0	0	0	-5	
21	Lasha Oke	11:00	1-1	0-0	1-2	2 1 3	3 2 3	0	0	2	0	0	0	0	2	
3	Josh Vazquez	05:08	0-0	0-0	0-0	0 1 1	0 0 0	0	0	1	0	0	0	0	-7	
5	Jaxon Nap	14:53	1-2	0-0	0-1	0 3 3	3 1 2	1	1	0	0	0	0	0	1	
20	Jonathan Brown	01:53	0-0	0-0	0-0	0 0 0	0 0 0	0	0	0	0	0	0	0	1	
Team						1 2 3	0 0 0	0	0							
Totals			28-56	8-20	11-16	6 21 27	25 15 75	9	12	4	1	3	-10			

Technical Fouls: Bannan 2nd 19:34

Gonzaga - 85

Record: 10-3

NO.	Name	Min	FG	3P	FT	Rebounds	Fouls	TP	AS	TO	ST	Blocks	BS	BA	+	-
2	Drew Timme	F 37:17	12-16	0-0	8-13	4 7 11	1 9 32	5	4	2	2	0	0	0	5	
22	Anton Watson	F 22:29	3-7	0-2	0-0	1 0 1	1 2 6	1	2	1	1	1	1	1	-4	
0	Julian Strawther	G 37:54	4-5	1-2	5-5	0 10 10	1 4 15	0	1	0	0	0	0	0	-4	
11	Nolan Hickman	G 34:47	2-7	1-5	0-1	0 0 0	0 3 2	5	3	0	0	0	0	0	15	
45	Rasir Bolton	G 16:24	0-3	0-1	5-6	1 0 1	4 3 5	1	1	0	0	0	0	0	8	
5	Hunter Sallis	15:11	1-4	0-3	0-0	1 0 1	1 0 2	1	0	0	0	0	0	0	0	
13	Malachi Smith	18:31	3-6	1-2	4-5	0 3 3	2 3 11	0	0	0	0	0	0	0	6	
33	Ben Gregg	17:27	2-4	1-2	4-4	1 2 3	2 2 9	1	1	0	0	0	0	0	16	
Team						1 2 3	0 0 0	0	0							
Totals			27-52	5-17	26-34	9 24 33	15 25 85	12	9	3	3	1	0	-10		

Technical Fouls: NONE

	UMT	GON
Biggest lead	10 (1st 11:21)	17 (2nd 12:55)
Best Scoring Run	8 (1st 16:19)	13 (1st 1:36)
Lead Changes	5	
Times Tied	2	
Time with Lead	11:49	26:06

Points from	UMT	GON
Turnovers	8	17
Paint	34	32
Second Chance	6	17
Fast Breaks	7	14
Bench	5	22

Period by Period Scoring	1st	2nd	TOT
UMT	26	47	75
GON	36	49	85



Official Basketball Box Score - Final
Gonzaga at Alabama
12/17/22 Legacy Arena, Birmingham
2022-23 Men's Basketball

Game Time: 12:00 PM
Game Duration: 2:09
Attendance: 15,847

Officials: Chuck Jones, Don Daley, Terry Oglesby

Gonzaga - 100

Record: 9-3

NO.	Name	Min	FG	3P	FT	Rebounds	Fouls	TP	AS	TO	ST	Blocks	BS	BA	+	-
2	Drew Timme	F 35:56	12-18	0-1	5-8	0 10 10	3 6 29	4	6	0	0	0	0	0	10	
22	Anton Watson	F 37:25	7-13	1-3	2-3	2 3 5	4 4 17	2	3	0	0	0	0	0	1	3
0	Julian Strawther	G 17:45	5-9	1-4	0-1	0 2 2	3 2 11	0	1	0	0	0	0	0	1	1
11	Nolan Hickman	G 28:00	5-8	1-2	2-2	0 1 1	2 2 13	4	0	2	1	0	0	0	1	1
45	Rasir Bolton	G 33:46	4-11	1-3	2-2	0 0 0	3 1 11	2	1	2	1	0	0	0	1	5
5	Hunter Sallis	17:14	0-2	0-1	2-2	0 1 1	3 3 2	3	0	0	0	0	0	0	0	9
13	Malachi Smith	24:13	5-6	2-2	0-1	2 2 4	3 1 12	0	1	5	0	0	0	0	16	
33	Ben Gregg	03:54	1-1	1-1	0-0	0 2 2	1 0 3	1	0	1	0	0	0	0	10	
15	Eltan Reid	01:47	1-2	0-0	0-0	0 1 1	2 0 2	0	0	0	0	0	0	0	-3	
Team						2 2 4	0 0 0	0	0							
Totals			40-70	7-17	13-19	6 24 30	24 19 100	16	9	12	1	3	10			

Technical Fouls: NONE

Alabama - 90

Record: 9-2

NO.	Name	Min	FG	3P	FT	Rebounds	Fouls	TP	AS	TO	ST	Blocks	BS	BA	+	-	
						OR	DR	TOT									
15	Noah Clowney	F 31:34	3-4	1-2	2-3	2	11	13	3	2	9	0	3	0	1	0	-9
24	Brandon Miller	F 37:15	12-22	6-11	6-6	1	5	6	3	8	1	6	1	0	0	0	-4
14	Charles Bediako	C 25:46	2-2	0-0	2-5	4	2	6	4	5	6	0	2	0	1	0	-2
0	Jaden Bradley	G 30:50	6-12	0-1	6-6	0	2	2	3	6	18	4	2	0	1	1	-4
1	Mark Sears	G 30:26	1-8	1-6	2-2	0	2	2	4	5	2	3	0	0	0	0	-8
4	Noah Gurley	19:54	3-5	0-2	0-0	0	3	3	1	0	6	1	1	1	0	0	-10
5	Jahvon Quinerly	12:44	1-2	0-1	0-0	0	0	0	1	2	3	3	1	0	0	0	-8
3	Rylan Griffen	08:53	3-5	0-2	2-2	1	1	2	1	2	8	0	0	0	0	0	-6
2	Darius Miles	01:57	0-0	0-0	0-0	1	1	1	0	0	0	0	0	0	0	0	-1
23	Nick Pinck	00:40	0-0	0-0	0-0	0	0	0	0	0	0	0	0	0	0	0	-2
						1	2	3				0					0
Total			31-60	8-25	20-24	9	18	27	19	24	90	11	21	3	3	1	-10



2022-23 Gonzaga Men's Basketball Combined Team Statistics In Conference games

Page 1/1
as of Jan 01, 2023

Game Records

Record	Overall	Home	Away	Neutral
ALL GAMES	1-0	1-0	0-0	0-0
CONFERENCE	1-0	1-0	0-0	0-0
NON-CONFERENCE	0-0	0-0	0-0	0-0

Score by Periods

Team	1st	2nd	OT	TOT
Gonzaga	56	55	0	111
Opponents	40	48	0	88

Team Box Score

No.	Player				Total		3-Point		F-Throw		Rebounds													
		GP-GS	MIN	AVG	FG-FGA	FG%	3FG-3FGA	3FG%	FT-FTA	FT%	OFF	DEF	TOT	AVG	PF	DQ	A	TO	BLK	STL	PTS	AVG		
2	TIMME, Drew	1-1	34:05	34.1	15-19	.789	1-2	.500	4-8	.500	2	8	10	10.0	3	0	5	2	0	1	35	35.0		
0	STRAWTHER, Julian	1-1	30:00	30.0	8-13	.615	4-8	.500	2-3	.667	0	4	4	4.0	2	0	1	0	0	0	22	22.0		
13	SMITH, Malachi	1-0	23:47	23.8	6-8	.750	3-3	1.000	0-0	.000	0	3	3	3.0	1	0	1	2	0	1	15	15.0		
45	BOLTON, Rasir	1-1	31:07	31.1	6-11	.545	2-5	.400	0-0	.000	0	2	2	2.0	2	0	5	1	0	0	14	14.0		
22	WATSON, Anton	1-1	30:15	30.3	5-6	.833	0-0	.000	1-2	.500	2	2	4	4.0	3	0	8	1	0	3	11	11.0		
33	GREGG, Ben	1-0	10:46	10.8	5-9	.556	0-1	.000	0-0	.000	2	0	2	2.0	3	0	0	0	0	2	10	10.0		
5	SALLIS, Hunter	1-0	18:49	18.8	1-3	.333	0-1	.000	0-0	.000	1	3	4	4.0	1	0	2	1	0	1	2	2.0		
25	BROOKS, Colby	1-0	01:12	1.2	1-1	1.000	0-0	.000	0-1	.000	1	0	1	1.0	0	0	0	0	0	0	2	2.0		
11	HICKMAN, Nolan	1-1	14:00	14.0	0-5	.000	0-2	.000	0-0	.000	0	3	3	3.0	2	0	3	4	0	1	0	0.0		
15	REID, Efton	1-0	03:42	3.7	0-2	.000	0-0	.000	0-0	.000	0	1	1	1.0	0	0	0	0	0	0	0	0.0		
55	HARRIS, Dominick	1-0	02:17	2.3	0-0	.000	0-0	.000	0-0	.000	0	0	0	0.0	0	0	0	0	0	0	0	0.0		
Team											1		1											
Total		1	200		47-77	.610	10-22	.455	7-14	.500	9	26	35	35.0	17	0	25	11	0	9	111	111.0		
Opponents		1	200		35-67	.522	6-15	.400	12-16	.750	7	27	34	34.0	14	0	15	17	5	5	88	88.0		

Team Statistics

	GONZ	OPP
Scoring	111	88
Points per game	111.0	88.0
Scoring margin	+23.0	-
Field goals-att	47-77	35-67
Field goal pct	.610	.522
3 point fg-att	10-22	6-15
3-point FG pct	.455	.400
3-pt FG made per game	10.0	6.0
Free throws-att	7-14	12-16
Free throw pct	.500	.750
F-Throws made per game	7.0	12.0
Rebounds	35	34
Rebounds per game	35.0	34.0
Rebounding margin	+1.0	-
Assists	25	15
Assists per game	25.0	15.0
Turnovers	11	17
Turnovers per game	11.0	17.0
Turnover margin	+6.0	-
Assist/turnover ratio	2.3	0.9
Steals	9	5
Steals per game	9.0	5.0
Blocks	0	5
Blocks per game	0.0	5.0
Winning streak	1	-
Home win streak	1	-
Attendance	6000	0
Home games-Avg/Game	1-6000	0-0
Neutral site-Avg/Game	-	0-0

Team Results

Date	Opponent		Score	Att.
12/31/2022	Pepperdine	W	111-88	6000





2022-23 Gonzaga Men's Basketball Combined Team Statistics All games

Page 1/1
as of Jan 01, 2023

Game Records

Record	Overall	Home	Away	Neutral
ALL GAMES	12-3	8-0	0-1	4-2
CONFERENCE	1-0	1-0	0-0	0-0
NON-CONFERENCE	11-3	7-0	0-1	4-2

Score by Periods

Team	1st	2nd	OT	TOT
Gonzaga	627	676	0	1303
Opponents	497	592	0	1089

Team Box Score

No.	Player				Total		3-Point		F-Throw		Rebounds											
		GP-GS	MIN	AVG	FG-FGA	FG%	3FG-3FGA	3FG%	FT-FTA	FT%	OFF	DEF	TOT	AVG	PF	DQ	A	TO	BLK	STL	PTS	AVG
2	TIMME, Drew	15-15	488:13	32.5	137-208	.659	2-12	.167	64-106	.604	36	89	125	8.3	32	1	51	43	15	15	340	22.7
0	STRAWTHER, Julian	15-15	442:38	29.5	69-146	.473	30-71	.423	35-46	.761	11	101	112	7.5	33	0	12	27	4	13	203	13.5
45	BOLTON, Rasir	15-15	406:23	27.1	52-124	.419	22-56	.393	36-42	.857	4	17	21	1.4	30	0	41	20	2	10	162	10.8
22	WATSON, Anton	15-15	413:53	27.6	58-98	.592	5-18	.278	19-34	.559	26	51	77	5.1	43	1	33	22	9	28	140	9.3
13	SMITH, Malachi	15-0	317:32	21.2	52-99	.525	19-36	.528	13-17	.765	12	40	52	3.5	18	0	18	16	0	19	136	9.1
11	HICKMAN, Nolan	15-15	417:55	27.9	44-110	.400	20-58	.345	13-15	.867	4	32	36	2.4	28	0	56	26	4	13	121	8.1
33	GREGG, Ben	14-0	140:33	10.0	24-48	.500	8-21	.381	12-12	1.000	17	23	40	2.9	25	1	8	7	6	10	68	4.9
5	SALLIS, Hunter	15-0	256:39	17.1	27-60	.450	5-18	.278	12-15	.800	10	23	33	2.2	25	1	25	11	3	8	71	4.7
25	BROOKS, Colby	3-0	08:25	2.8	5-6	.833	1-1	1.000	2-3	.667	2	3	5	1.7	0	0	0	1	0	1	13	4.3
15	REID, Efton	13-0	72:11	5.6	18-26	.692	0-2	.000	2-4	.500	8	12	20	1.5	17	1	2	11	1	3	38	2.9
30	EAGLE, Abe	1-0	04:00	4.0	1-1	1.000	0-0	.000	0-0	.000	0	0	0	0.0	0	0	1	0	0	0	2	2.0
55	HARRIS, Dominick	6-0	31:37	5.3	4-7	.571	1-4	.250	0-0	.000	0	3	3	0.5	4	0	6	0	1	1	9	1.5
Team											22	28	50					4				
Total		15	3000		491-933	.526	113-297	.380	208-294	.707	152	422	574	38.3	255	5	253	188	45	121	1303	86.9
Opponents		15	3000		398-911	.437	110-347	.317	183-246	.744	126	339	465	31.0	286	5	179	219	35	87	1089	72.6

Team Statistics


	GONZ	OPP
Scoring	1303	1089
Points per game	86.9	72.6
Scoring margin	+14.3	-
Field goals-att	491-933	398-911
Field goal pct	.526	.437
3 point fg-att	113-297	110-347
3-point FG pct	.380	.317
3-pt FG made per game	7.5	7.3
Free throws-att	208-294	183-246
Free throw pct	.707	.744
F-Throws made per game	13.9	12.2
Rebounds	574	465
Rebounds per game	38.3	31.0
Rebounding margin	+7.3	-
Assists	253	179
Assists per game	16.9	11.9
Turnovers	188	219
Turnovers per game	12.5	14.6
Turnover margin	+2.1	-
Assist/turnover ratio	1.3	0.8
Steals	121	87
Steals per game	8.1	5.8
Blocks	45	35
Blocks per game	3.0	2.3
Winning streak	7	-
Home win streak	8	-
Attendance	54333	11313
Home games-Avg/Game	8-6792	1-11313
Neutral site-Avg/Game	-	6-5912

Team Results


Date	Opponent		Score	Att.
11/07/2022	North Florida	W	104-63	6000
11/11/2022	vs Michigan St.	W	64-63	3572
11/16/2022	at Texas	L	74-93	11313
11/20/2022	Kentucky	W	88-72	12333
11/24/2022	vs Portland St.	W	102-78	4512
11/25/2022	vs Purdue	L	66-84	8090
11/27/2022	vs Xavier	W	88-84	0
12/02/2022	vs Baylor	L	63-64	3448
12/05/2022	Kent St.	W	73-66	6000
12/09/2022	Washington	W	77-60	6000
12/12/2022	NIU	W	88-67	6000
12/17/2022	vs Alabama	W	100-90	15847
12/20/2022	Montana	W	85-75	6000
12/28/2022	Eastern Ore.	W	120-42	6000
12/31/2022	Pepperdine	W	111-88	6000



2022-23 GONZAGA BASKETBALL | TV/RADIO ROSTER



Julian Strawther
G | 6-7 | 205 | Jr.
Las Vegas, Nev.




Drew Timme
F | 6-10 | 235 | Jr.
Dallas, Texas




Kellen Mitchell
G | 6-7 | 205 | Fr.
Spring Lake, Mich.




Hunter Sallis
G | 6-5 | 180 | So.
Omaha, Neb.




Nolan Hickman
G | 6-2 | 180 | So.
Seattle, Wash.



Malachi Smith
G | 6-4 | 205 | R.Jr.
Belleville, Ill.




Efton Reid III
C | 7-0 | 240 | So.
Richmond, Va.




Kaden Perry
F | 6-9 | 230 | So.
Battle Ground, Wash.




Anton Watson
F | 6-8 | 225 | Sr.
Spokane, Wash.




Colby Brooks
F | 6-7 | 215 | RSo.
Los Angeles, Calif.



Abe Eagle
F | 6-9 | 225 | RSo.
Los Angeles, Calif.




Joe Few
G | 6-0 | 160 | So.
Spokane, Wash.




Ben Gregg
F | 6-10 | 225 | So.
Clackamas, Ore.



Braden Huff
F | 6-10 | 235 | Fr.
Glen Ellyn, Ill.



Rasir Bolton
G | 6-3 | 185 | Sr.
Petersburg, Va.



Dominick Harris
G | 6-3 | 185 | RSo.
Los Angeles, Calif.



Mark Few
Head Coach
24th Season



Brian Michaelson
Assistant Coach
10th Season



Roger Powell Jr.
Assistant Coach
Fourth Season



Stephen Gentry
Assistant Coach
Second Season



Jorge Sanz
Director of Operations
Fourth Season



Kurt Baumbauer
Video Coordinator
Second Season

