



SAN FRANCISCO MEN'S BASKETBALL



Game 9 - December 4, 2022

2 NCAA Championships • 1 NIT Championship • 3 Final Fours • 15 Conference Championships
18 All-Americans • 4 Naismith Hall of Famers • 36 NBA Draft Picks

SCHEDULE/RESULTS

RECORD: 7-1/0-0 WCC
H: 4-0 / A: 1-1 / N: 2-0

November 2022

7	Mon. vs. Texas Southern	W, 90-77
10	Thu. vs. Cal Poly	W, 60-48
13	Sun. vs. UC Merced	W, 88-71
16	Wed. @ Fresno State	W, 67-60
21	Mon. vs. Northern Iowa (CBSSN) #!	W, 75-69
22	Tue. vs. Wichita State (CBSSN) #!	W, 67-63
25	Fri. @ Davidson	L, 89-80
30	Wed. vs. Little Rock	W, 90-68

December 2022

4	Sun. vs. Utah State	5:30 PM
7	Wed. vs. Merrimack	7:30 PM
17	Sat. @ UNLV	2:00 PM
19	Sun. vs. UT Arlington	7:00 PM
21	Wed. vs. Arizona State (CBSSN)	7:00 PM
22	Tue. vs. Hartford	6:00 PM
29	Thu. @ Santa Clara*	TBA
31	Sat. vs. San Diego*	4:00 PM

January 2023

5	Thu. vs. Gonzaga*	8:00 PM
7	Sat. @ Loyola Marymount	TBA
12	Thu. @ Portland* (CBSSN)	8:00 PM
14	Sat. vs. Saint Mary's*	8:00 PM
19	Thu. vs. Pacific*	8:00 PM
21	Sat. vs. BYU* (CBSSN)	5:00 PM
28	Sat. @ San Diego*	7:00 PM

February 2023

2	Thu. @ Saint Mary's* (ESPN)	8:00 PM
4	Sat. vs. Santa Clara* (ESPN)	7:00 PM
9	Thu. @ Gonzaga* (ESPN)	6:00 PM
11	Sat. vs. Pepperdine*	7:00 PM
16	Thu. @ Pacific*	TBA
23	Thu. vs. Portland* (CBSSN)	8:00 PM
25	Sat. @ BYU* (ESPN)	7:00 PM

March 2023

3	-- WCC Tournament#^	--
---	---------------------	----

* Designates West Coast Conference Game

! - Hall of Fame Classic- T-Mobile Center (Kansas City, Nev.)

^ - WCC Tournament - Orleans Arena (Las Vegas, Nev.)

- Neutral Site

All times listed are Pacific

COMMUNICATIONS

CHRIS FORTNEY

Assistant AD for Communications

E: cfortney@usfca.edu

C: 209-684-3150

Address: 2130 Fulton Street, San Francisco, CA, 94117

GAME 9 BREAKDOWN- Chase Center • San Francisco, Calif. • 5:30 PM • WCC Network



San Francisco Dons

RECORD

7-1, 0-0 WCC

RANKING

-- AP / -- Coaches

LAST GAME

W, 90-68 vs. Little Rock

HEAD COACH

Chris Gerlufsen

CAREER RECORD

15-6 (.700)

RECORD AT USF

7-1 (.857)

vs. Utah State

0-0



Utah State Aggies

RECORD

6-0, 0-0 Mountain West

RANKING

--

LAST GAME

W, 86-81 vs. Utah Tech

HEAD COACH

Ryan Odom

CAREER RECORD

129-87 (.597)

RECORD AT SCHOOL

24-16 (.600)

vs. USF

0-0

ON THE AIR



WCC Network

Play-by-Play: Pat Olson

Analyst: Jim Brovelli



KNBR 1050

Play-by-Play: Pat Olson

Analyst: Jim Brovelli

TIP OFF

• Last time out, USF cruised past Little Rock, 90-68, on Wednesday, Nov. 30 behind five Dons finishing in double figures: Khalil Shabazz (16 pts), Zane Meeks (14 pts), Isaiah Hawthorne (12 pts), Tyrell Roberts (12 pts) and Julian Rishwain (10 pts). As a team, USF knocked down thirteen shots from behind-the-arc, their second most in a game this season. Overall, the Dons led the Trojans in points in the paints (32-26), points off turnovers (21-14), second chance points (11-10), fast break points (8-2) and bench points.

• As a unit, the Dons are known for their long-distance shooting as USF currently ranks third nationally in three-point attempts per game (30.9) and twentieth in three pointers made per game (10.2). Additionally, USF's 30.25 bench points per game is also good for fortieth in the country.

• Individually, Shabazz has been a pest on the defensive end once again this season as the Seattle native currently ranks twelfth with 21 total steals while also sitting twentieth in steals per game with an average of 2.62.

• Overall, USF is 2-0 all-time at the Chase Center having taken down Princeton 82-72 on Nov. 9, 2019 and Davidson 65-60 on Nov. 13, 2021. Sunday will mark USF's third contest all-time at the new home of the Warriors.

PROJECTED STARTERS

#0 Khalil SHABAZZ GR • Guard	#1 Tyrell ROBERTS GR • Guard	#2 Julian RISHWAIN JR • Guard	#11 Josh KUNEN JR • Forward	#5 Saba GIGIBERIA SO • Center
MIN 34.5	MIN 33.6	MIN 24.6	MIN 21.5	MIN 11.9
PPG 15.3	PPG 13.8	PPG 6.5	PPG 6.6	PPG 4.8
FG% 43.2	FG% 48.8	FG% 25.5	FG% 51.4	FG% 42.9
3PT% 32.0	3PT% 32.0	REB 2.8	REB 5.0	REB 4.5

2022-23 USF MEN'S BASKETBALL GAME NOTES

2022-23 USF MEN'S BASKETBALL ROSTER

NUMERICAL ROSTER

No.	Name	Pos	Ht	Wt	Yr	Hometown/Previous School
0	Khalil Shabazz	G	6-0	170	Gr.	Seattle, Wash. / Rainier Beach / Central Washington
1	Tyrell Roberts	G	5-11	175	Gr.	Sacramento, Calif. / Washington State
2	Julian Rishwain	G	6-5	190	Jr.	Los Angeles, Calif./Notre Dame HS /Boston College
3	Isaiah Hawthorne	F	6-8	205	R-So.	Tracy, Calif. / Tracy HS
5	Saba Gigiberia	C	7-2	248	So.	Tbilisi, Georgia / Georgia Tech
10	Toni Rocak	F	6-9	220	Gr.	Geneva, Switzerland / UC San Diego
11	Josh Kunen	F	6-8	210	Jr.	Melbourne, Australia / Centre of Excellence
12	Justin Bieker	G	6-5	180	R-So.	Portland, Ore. / Jesuit HS
15	Zane Meeks	F	6-9	220	Jr.	Prairie Village, Kan./Nevada
21	Ndewedo Newbury	F	6-7	238	So.	London, England/The Loomis Chaffee School
30	Bryce Whitaker	G	6-0	170	Jr.	Los Angeles, Calif./Lamar CC
31	Jonas Visser	C	6-10	240	Jr.	Amsterdam, Netherlands / Centre for Sports & Education
33	Volodymyr Markovetsky	C	7-2	270	Jr.	Truskavets, Ukraine/Washington State
45	Jake Cioe	G	6-0	175	So.	Tuscon, Ariz./Salpointe Catholic HS
55	Marcus Williams	G	6-2	197	So.	Dickinson, Tex. / Texas A&M

ALPHABETICAL ROSTER

No.	Name	Pos	Ht	Wt	Yr	Hometown/Previous School
12	Justin Bieker	G	6-5	180	R-So.	Portland, Ore. / Jesuit HS
45	Jake Cioe	G	6-0	175	So.	Tuscon, Ariz./Salpointe Catholic HS
5	Saba Gigiberia	C	7-2	248	So.	Tbilisi, Georgia / Georgia Tech
3	Isaiah Hawthorne	F	6-8	205	R-So.	Tracy, Calif. / Tracy HS
11	Josh Kunen	F	6-8	210	Jr.	Melbourne, Australia / Centre of Excellence
33	Volodymyr Markovetsky	C	7-2	270	Jr.	Truskavets, Ukraine/Washington State
15	Zane Meeks	F	6-9	220	Jr.	Prairie Village, Kan./Nevada
21	Ndewedo Newbury	F	6-7	238	So.	London, England/The Loomis Chaffee School
2	Julian Rishwain	G	6-5	190	Jr.	Los Angeles, Calif./Notre Dame HS /Boston College
1	Tyrell Roberts	G	5-11	175	Gr.	Sacramento, Calif. / Washington State
10	Toni Rocak	F	6-9	220	Gr.	Geneva, Switzerland / UC San Diego
0	Khalil Shabazz	G	6-0	170	Gr.	Seattle, Wash. / Rainier Beach / Central Washington
31	Jonas Visser	C	6-10	240	Jr.	Amsterdam, Netherlands / Centre for Sports & Education
55	Marcus Williams	G	6-2	197	So.	Dickinson, Tex. / Texas A&M
30	Bryce Whitaker	G	6-0	170	Jr.	Los Angeles, Calif./Lamar CC

COACHING STAFF

Chris Gerlufsen	Head Coach, 1st season	Randolph-Macon College, '98
Michael Plank	Assistant Coach, 2nd season	Williamette, '06
Jay Duncan	Assistant Coach, 1st season	Northwood, '10
Kyle Bankhead	Assistant Coach, 1st season	Gonzaga, '04
Vinnie McGhee	Assistant Coach, 4th season	CSUN, '12

SUPPORT STAFF

Garrett Furubayashi	Director of Basketball Operations, 2nd Season	San Francisco, '19
Ralphie Ferrari	Assistant to the Head Coach, 5th season	San Francisco, '17
Casey Gonzalez	Associate Athletic Trainer	Illinois State, '09

PRONUNCIATIONS:

0 Khalil Shabazz – Shuh-bozz (like boss but with z's)
5 Saba Gigiberia – Gee-gee-bear-ee-uh
10 Toni Rocak – Toni Row-chak
11 Josh Kunen – Koo-nin
12 Justin Bieker – Bee-kerr
21 Ndewedo Newbury – Dway-doh New-berry
31 Jonas Visser – Yo-nuss Viss-er
33 Volodymyr Markovetsky – Vol-oh-deh-meer Mar-koh-vet-skee, also can be referred to as "Vova"
45 Jake Cioe – Cee-oh

CLASS BREAKDOWN

GRADUATE STUDENTS (3): Justin Bieker
Tyrell Roberts
Toni Rocak
Khalil Shabazz

JUNIORS: (6)
Josh Kunen
Volodymyr Markovetsky
Zane Meeks
Julian Rishwain
Jonas Visser
Bryce Whitaker

SOPHOMORES: (6)

Jake Cioe
Saba Gigiberia
Isaiah Hawthorne
Ndewedo Newbury
Marcus Williams

HOME STATE/COUNTRY

ARIZONA: (1)

Jake Cioe

CALIFORNIA: (6)

Isaiah Hawthorne
Julian Rishwain
Tyrell Roberts
Bryce Whitaker

KANSAS: (1)

Zane Meeks

OREGON: (1)

Justin Bieker

WASHINGTON: (1)

Khalil Shabazz

AUSTRALIA: (1)

Josh Kunen

ENGLAND: (1)

Ndewedo Newbury

GEORGIA: (1)

Saba Gigiberia

NETHERLANDS: (1)

Jonas Visser

SWITZERLAND: (1)

Toni Rocak

UKRAINE: (1)

Volodymyr Markovetsky

RADIO/TV ROSTER



Khalil Shabazz
0 Gr. • G • 5-9 • 170
Seattle, Wash.
Rainier Beach HS
Central Washington



Tyrell Roberts
1 Gr. • G • 5-11 • 175
Sacramento, Calif.
Washington State



Julian Rishwain
2 Jr. • G • 6-5 • 190
Los Angeles, Calif.
Notre Dame HS
Boston College



Isaiah Hawthorne
3 R-So. • F • 6-8 • 205
Tracy, Calif.
Tracy HS



Saba Gigiberia
5 So. • C • 7-2 • 248
Tbilisi, Georgia
Georgia Tech



Toni Rocak
10 Gr. • F • 6-9 • 220
Geneva, Switzerland
UC San Diego



Josh Kunen
11 Jr. • F • 6-8 • 210
Melbourne, Australia
Centre of Excellence



Justin Bieker
12 R-So. • G • 6-5 • 180
Portland, Ore.
Jesuit HS



Zane Meeks
15 Jr. • F • 6-9 • 215
Prairie Village, Kansas
Nevada



Ndeweddo Newbury
21 So. • F • 6-7 • 238
London, England
The Loomis Chaffee School



Bryce Whitaker
30 Jr. • G • 6-0 • 170
Los Angeles, Calif.
Lamar CC



Jonas Visser
31 Jr. • C • 6-10 • 240
Amsterdam, Netherlands
Centre for Sports & Education



Volodymyr Markovetsky
33 Jr. • C • 7-2 • 270
Truskavets, Ukraine
Washington State



Jake Cioe
45 So. • G • 6-0 • 175
Tucson, Ariz./ Salpointe
HS



Marcus Williams
55 So. • G • 6-2 • 197
Dickinson, Tex.
Texas A&M



Chris Gerlufsen
Head Coach
1st Season



Michael Plank
Assistant Coach
2nd Season



Jay Duncan
Assistant Coach
1st Season



Kyle Bankhead
Assistant Coach
1st Season



Vinnie McGhee
Assistant Coach
4th Season



Garrett Furubayashi
Director of Operations
2nd Season



Ralphie Ferrari
Assistant to the Head Coach
5th Season

QUICK FACTS & HEAD COACH CHRIS GERLUFSEN

UNIVERSITY INFORMATION

Name..... University of San Francisco
 Location..... 2130 Fulton Street
 San Francisco, CA 94117-1080
 Religious Affiliation..... Roman Catholic (Jesuit)
 Year Founded..... 1855
 Enrollment..... 10,714
 President (Yr.)..... Fr. Paul J. Fitzgerald, S.J. (8th)
 Vice Pres., Business & Finance (Yr.)..... Charlie Cross (22nd)
 Director of Athletics (Yr.)..... Larry Williams (1st Year)

ATHLETICS INFORMATION

Nickname..... Dons
 Colors..... Green (PMS 3435) & Gold (PMS 123)
 Conference..... West Coast Conference
 National Affiliation..... NCAA Division I
 Arena..... War Memorial at the Sobrato Center
 Capacity..... 3,006

MEN'S BASKETBALL COACHING STAFF

Chris Gerlufsen..... Head Coach
 First Season (2nd overall at USF) (Randolph-Macon College, '98)
 Michael Plank..... Assistant Coach
 First Season..... (Williamette, '06)
 Jay Duncan..... Assistant Coach
 First Season..... (Northwood, '10)
 Kyle Bankhead..... Assistant Coach
 First Season..... (Gonzaga, '04)
 Vinnie McGhee..... Assistant Coach
 Third Season..... (CSUN, '12)
 Garrett Furubayashi..... Director of Operations
 Second Season..... (San Francisco, '19)
 Ralphie Ferrari..... Assistant to the Head Coach
 Fifth Season..... (San Francisco, '18)

MEN'S BASKETBALL QUICK FACTS

Gerlufsen's Record at USF.....7-1
 Gerlufsen's Division I Career Record.....14-6
 Gerlufsen's WCC Record.....0-0
 2021-22 Overall Record.....24-10
 2021-22 WCC Record (Finish).....10-6 (4th)
 Seasons of Basketball.....96
 First Season.....1923-24
 All-Time Record.....1450-1048 (.580)
 All-Time WCC Record.....553-344 (.616)
 NCAA Championships (Last).....2 (1956)
 NCAA Appearances (Last).....17 (2022)
 NCAA Tournament Record.....21-15
 NIT Championships.....1 (1949)
 WCC Reg. Season Titles (Last).....15 (1981)
 WCC Tournament Titles.....1 (1998)
 Letterwinners Returning/Lost.....9/6
 Starter Returning/Lost.....1/4
 Newcomers.....4 - 4 Division I transfers

WEB ADDRESSES/SOCIAL MEDIA

USF.....www.usfca.edu
 San Francisco Athletics.....www.usfdons.com
 West Coast Conference.....www.wccsports.com
 Twitter.....@DonsAthletics
 Instagram.....@USFDonsMBB
 Facebook.....Facebook.com/USFDonsMBB

HOW TO REFERENCE THE UNIVERSITY

We are the University of San Francisco, established by the Jesuits in 1855 as the first university in San Francisco.
 When referencing the school and its teams, please use "The University of San Francisco," "San Francisco," "USF," or "The Dons."
 DO NOT use "Frisco," "San Fran," "San Francisco University," "SFU" or any other iteration. Also, when referring our women's teams, **DO NOT** use "Lady Dons."

Chris Gerlufsen enters his first season as head coach of the Dons after being promoted on March 18, 2022.

Originally coming to the Hilltop in the summer of 2021 as the associate head coach on Todd Golden's staff, Gerlufsen serves as USF's primary offensive coordinator with a focus on working with the guards.

In 2021-22, USF grew into one of the elite offenses in the country as the Dons ranked in the top five in the West Coast Conference as a team in three-point field goal attempts (934, first), three-point field goals per game (9.6, first), total three-point field goals made (327, first), offensive rebounds (10.76, first), scoring offense (77.4, second), field goal percentage (45.7, fourth), free throws attempted (598, third), free throws made (415, third). Nationally, USF also ranked in the top fifty in three-point field goal attempts (thirteenth), total three-point field goals made (fourteenth), three-point field goals per game (sixteenth), scoring margin (twenty-eighth) and scoring offense (thirty-seventh). As a team, USF's 77.4 points per game were also the most for the green and gold since the 2015-16 season, when the Dons averaged 77.6 points under Rex Walters. On Wednesday, Dec. 28, 2021, USF broke the single-game program record for most three-pointers in a game with 20 made triples in a 111-78 win over Academy of Art.

Prior to USF, Gerlufsen served as the top assistant to head coach Eran Ganot at Hawaii from 2019-22. While at UH, he oversaw the guards and served as the Rainbow Warriors' offensive coordinator. He also served as the interim head coach for Hawaii's first 13 games in the 2019-20 season, leading UH to an 8-5 non-conference record, including an 85-75 upset win over previously undefeated USF.

Gerlufsen also previously spent four seasons as an assistant at San Diego from 2015-19, giving him familiarity with the West Coast Conference. During his time with the Toreros, USD experienced unprecedented success, posting back-to-back 20-win

CHRIS GERLUFSEN

Head Coach

Randolph-Macon College, '98

1st Season at USF

1st Season Overall

Career Record 7-1 (1st season)

vs. Division I 15-6 (1st season)

Overall USF 5-0 (1st season)

WCC Games 0-0 (1st season)

Family: Ila (girlfriend)



seasons for the first time in program history while advancing to the postseason both years. He finished his run with the Toreros in 2018-19 with San Diego earning a berth to the NIT.

At USD, Gerlufsen also oversaw guards and served as offensive coordinator as he led USD's global recruiting efforts by signing more than a half dozen international players during his tenure. In his last two years at USD, he coached a trio of all-conference selections, including Isaiah Pineiro, Olin Carter III and Isaiah Wright.

Prior to USD, Gerlufsen spent nine seasons on the bench as an assistant the University of Hartford, with the last two seasons of which he served as associate head coach. While at Hartford, his primary responsibilities including working with both the perimeter and post players as well as serving as the staff's recruiting coordinator.

Gerlufsen also had stops at The Citadel (2001-'06), Southwestern (1999-'01) and got his start as an assistant coach at Washington College in Maryland in 1998-99.

Gerlufsen was a four-time letter winner for Randolph-Macon College, a Division III school in Virginia. While playing for the Yellow Jackets, he was named team captain for a squad that twice advanced to the NCAA Division III tournament. He graduated in 1998 with a B.A. in Business and Economics. He is a native of Philadelphia, PA.

COACHING EXPERIENCE

1998-99 - Washington College, Graduate Assistant

1999-2000 - Southwestern, Assistant Coach

2000-02 - The Citadel, Graduate Assistant

2002-06 - The Citadel, Assistant Coach

2006-13 - Hartford, Assistant Coach

2013-15 - Hartford, Associate Head Coach

2015 - 19 - San Diego, Assistant Coach

2019 - 21 - Hawaii, Assistant Coach

2021 - 22 - San Francisco, Associate Head Coach

2022 - Present - San Francisco, Head Coach

2022-23 USF MEN'S BASKETBALL GAME NOTES

DONS WCC TOURNAMENT HISTORY

Yr	Rnd	USF Seed	Opp Seed	Opp	W/L	Score	Site	USF's High Scorer	USF's High Rebounder
2022	S	4	1	#1/1 Gonzaga	L	81-71	Orleans Arena- Las Vegas, Nev.	27, Khalil Shabazz	8, Julian Rishwain
2022	2	4	5	BYU	W	75-63	Orleans Arena- Las Vegas, Nev.	22, Khalil Shabazz	9, Yauhen Massalski
2021	1	8	9	San Diego	W	67-51	Orleans Arena - Las Vegas, Nev.	18, Jamaree Bouyee	9, Dzmitry Ryuny
	2	8	5	Loyola Marymount	L	70-66	Orleans Arena- Las Vegas, Nev.	19, Dzmitry Ryuny	6, Jamaree Bouyee
2020	2	5	8	Loyola Marymount	W	82-53	Orleans Arena - Las Vegas, Nev.	16, Charles Minlend	10, Jimbo Lull
	Q	5	4	Pacific	W	72-54	Orleans Arena - Las Vegas, Nev.	21, Charles Minlend	8, Remu Raitanen
	S	5	1	Gonzaga	L	77-81	Orleans Arena - Las Vegas, Nev.	19, Charles Minlend	8, Remu Raitanen
2019	Q	4	8	Pepperdine	L	72-89	Orleans Arena - Las Vegas, Nev.	17, Charles Minlend	8, Matt McCarthy
2018	Q	4	5	Pacific	W	71-70 (OT)	Orleans Arena - Las Vegas, Nev.	20, Jordan Ratinho	9, Nate Renfro
	S	4	1	Gonzaga	L	88-60	Orleans Arena - Las Vegas, Nev.	15, Nate Renfro	6, Nate Renfro
2017	Q	5	4	Santa Clara	L	76-69	Orleans Arena - Las Vegas, Nev.	33, Ronnie Boyce III	5, three players
2016	Q	5	4	Pepperdine	L	90-68	Orleans Arena - Las Vegas, Nev.	33, Devin Watson	5, three players
2015	1	8	9	Pacific	W	62-58	Orleans Arena - Las Vegas, Nev.	14, two players	10, Matt Glover
	Q	8	1	Gonzaga	L	81-72	Orleans Arena - Las Vegas, Nev.	21, two players	10, Tim Derksen
2014	Q	3	6	San Diego	W	69-60	Orleans Arena - Las Vegas, Nev.	19, Avry Holmes	8, Cole Dickerson
	S	3	2	BYU	L	79-77	Orleans Arena - Las Vegas, Nev.	20, Cole Dickerson	10, Cole Dickerson
2013	2	5	9	Loyola Marymount	L	61-60 (OT)	Orleans Arena - Las Vegas, Nev.	23, Cole Dickerson	18, Cole Dickerson
2012	2	5	8	Portland	W	84-62	Orleans Arena - Las Vegas, Nev.	19, two players	10, Cole Dickerson
	Q	5	4	Loyola Marymount	W	67-60	Orleans Arena - Las Vegas, Nev.	19, Michael Williams	9, Perris Blackwell
	S	5	1	Saint Mary's	L	83-78	Orleans Arena - Las Vegas, Nev.	28, Cody Doolin	7, Angelo Caloiaro
2011	Q	3	6	Pepperdine	W	76-59	Orleans Arena - Las Vegas, Nev.	23, Rashad Green	10, Rashad Green
	S	3	2	Gonzaga	L	71-67	Orleans Arena - Las Vegas, Nev.	21, Michael Williams	6, Angelo Caloiaro
2010	Q	4	5	Loyola Marymount	L	84-76	Orleans Arena - Las Vegas, Nev.	20, Kwame Vaughn	9, Dior Lowhorn
2009	1	7	6	Pepperdine	L	93-85	Orleans Arena - Las Vegas, Nev.	32, Dior Lowhorn	9, Blake Wallace
2008	1	5	8	Loyola Marymount	W	79-60	Jenny Craig Pavilion - San Diego, Calif.	26, Dior Lowhorn	9, Dior Lowhorn
	Q	5	4	Santa Clara	L	51-50	Jenny Craig pavilion - San Diego, Calif.	17, Vince Polakovic	5, Hyman Taylor
2007	Q	4	5	San Diego	L	77-75	Chiles Center - Portland, Ore.	16, Manny Quezada	8, Alan Wiggins, Jr.
2006	Q	4	5	San Diego	L	62-59	McCarthy Athletic Center - Spokane, Wash.	12, Alan Wiggins, Jr.	8, two players
2005	1	6	7	Portland	W	65-60	Leavey Center - Santa Clara, Calif.	22, Tyrone Riley	8, Tyrone Riley
	Q	6	3	Santa Clara	L	67-60	Leavey Center - Santa Clara, Calif.	18, Tyrone Riley	10, Alan Wiggins, Jr.
2004	Q	4	5	Santa Clara	L	81-75	Leavey Center - Santa Clara, Calif.	27, James Bayless	8, two players
2003	Q	3	7	Loyola Marymount	W	70-56	Jenny Craig Pavilion - San Diego, Calif.	26, Darrel Tucker	11, Darrel Tucker
	Q	3	2	San Diego	L	72-63	Jenny Craig Pavilion - San Diego, Calif.	16, Shamell Stallworth	6, Darrel Tucker
2002	1	4	5	San Diego	L	69-67	Jenny Craig Pavilion - San Diego, Calif.	28, Shamell Stallworth	10, Shamell Stallworth
2001	1	5	4	San Diego	L	62-42	Jenny Craig Pavilion - San Diego, Calif.	14, Ali Thomas	
2000	1	5	4	Santa Clara	L	63-48	Toso Pavilion - Santa Clara, Calif.	8, three players	8, two players
1999	1	7	2	Pepperdine	L	67-65	Toso Pavilion - Santa Clara, Calif.	20, Gerald Zimmerman	13, Terrence Moore
1998	1	5	4	Saint Mary's	W	83-66	Toso Pavilion - Santa Clara, Calif.	21, M.J. Nodilo	9, Damian Cantrell
	S	5	3	Santa Clara	W	86-83	Toso Pavilion - Santa Clara, Calif.	23, Hakeem Ward	7, Hakeem Ward
	C	5	1	Gonzaga	W	80-67	Toso Pavilion - Santa Clara, Calif.	18, Ra'oof Sadat	11, Damian Cantrell
1997	1	3	6	Portland	W	78-66	Chiles Center - Portland, Ore.	30, Hakeem Ward	13, Hakeem Ward
	S	3	4	San Diego	W	64-61	Chiles Center - Portland, Ore.	23, Gerald Zimmerman	9, Gerald Zimmerman
	C	3	2	Saint Mary's	L	66-59	Chiles Center - Portland, Ore.	16, John Duggan	7, Damian Cantrell
1996	1	4	5	Portland	L	78-72	Toso Pavilion - Santa Clara, Calif.	25, John Duggan	7, three players
1995	1	6	3	Saint Mary's	L	72-41	Toso Pavilion - Santa Clara, Calif.	12, Gerald Walker	8, Tyrone Paul
1994	1	3	6	Santa Clara	W	76-34	Toso Pavilion - Santa Clara, Calif.	25, Gerald Walker	13, Kent Bennett
	S	3	2	Pepperdine	L	82-79	Toso Pavilion - Santa Clara, Calif.	21, Orlando Smart	8, Kent Bennett
1993	1	4	5	San Diego	W	96-93 (OT)	War Memorial Gym - San Francisco, Calif.	25, Orlando Smart	8, two players
	S	4	1	Pepperdine	L	88-67	War Memorial Gym - San Francisco, Calif.	16, Orlando Smart	7, Gerald Walker
1992	1	6	3	Loyola Marymount	W	100-65	Chiles Center - Portland, Ore.	29, Tomas Thompson	20, Darryl Johnson
	S	6	1	Pepperdine	L	67-65	Chiles Center - Portland, Ore.	20, Tomas Thompson	11, Darryl Johnson
1991	1	7	2	Loyola Marymount	W	101-93	Toso Pavilion - Santa Clara, Calif.	45, Tim Owens	11, Darryl Johnson
	S	7	1	Pepperdine	L	65-56	Toso Pavilion - Santa Clara, Calif.	14, two players	8, Darryl Johnson
1990	1	6	3	San Diego	L	80-74	Gersten Pavilion - Los Angeles, Calif.	23, Joel DeBortoli	6, Scott McWhorter

All-WCC Tournament Selections

Kent Bennett	1994
Damian Cantrell	1998
Cole Dickerson	2014
Cody Doolin	2012
M.J. Nodilo	1998
Khalil Shabazz	2022
Orlando Smart	1993
Tomas Thompson	1992
Hakeem Ward	1997, *1998
Michael Williams	2011
Gerald Zimmerman	1997

*WCC Tournament Most Outstanding Player

Dons were WCC Tournament Champs in 1998 as the No. 5 Seed.

Miscellaneous Records

As a #1 Seed	0-0
As a #2 Seed	0-0
As a #3 Seed	6-5
As a #4 Seed	3-11
As a #5 Seed	8-8
As a #6 Seed	2-6
As a #7 Seed	1-3
As a #8 Seed	2-2
Vs. #1 Seed	1-7
Vs. #2 Seed	1-6
Vs. #3 Seed	2-5
Vs. #4 Seed	4-5
Vs. #5 Seed	2-8
Vs. #6 Seed	4-1
Vs. #7 Seed	2-0
Vs. #8 Seed	3-1
Vs. #9 Seed	2-1

Miscellaneous Records

Vs. BYU	1-1
Vs. Gonzaga	1-5
Vs. Loyola Marymount	6-3
Vs. Pacific	3-0
Vs. Pepperdine	1-8
Vs. Portland	3-1
Vs. Saint Mary's	1-4
Vs. San Diego	4-6
Vs. Santa Clara	2-7

Miscellaneous Records

In the First Round	10-11
In the Second Round	2-2
In the Quarterfinals	7-11
In the Semifinals	2-10
In the Finals	1-1
Overall	21-33
In Las Vegas	10-14
In Portland	3-3
In Santa Clara	6-9
In San Diego	2-4
In Los Angeles	0-1
In Spokane	0-1
In Moraga	0-1
In San Francisco	1-2
Under Golden	4-2
Overtime Games	2-1

The Tradition

WCC Championships.....	15
WCC Tournament Championships.....	1
NCAA Appearances.....	16
NCAA Championships.....	2 (1955, '56)
Final Four Appearances.....	3 (1955, '56, '57)
NIT Appearances.....	6
NIT Championships.....	1 (1949)
All-America Selections.....	18
NBA Draft Selections.....	36
NBA Players.....	23
NBA Championships Won by USF.....	31

Naismith Hall of Fame Members

Bill Russell • K.C. Jones • Pete Newell • Phil Woolpert

National Players of the Year

Bill Russell (1955, '56)

National Coaches of the Year

Phil Woolpert (1955, '56) • Bob Gaillard (1977)

WCC Players of the Year

Bill Russell (1955, '56) • Mike Farmer (1957, '58) • Ollie Johnson (1964, '65) • Bill Cartwright (1977, '78, '79) • Quintin Dailey (1981, '82) • Kenyon Jones (2000)

All-Americans

Ray Maloney (1929) • Rene Barielles (1930) • Bill Russell (1955, '56) • KC Jones (1956) • Mike Farmer (1958) • Gene Brown (1958) • Ollie Johnson (1965) • Phil Smith (1974) • Bill Cartwright (1977, '78, '79) • Winford Boynes (1977, '78) • James Hardy (1977) • Quintin Dailey (1982) • Wallace Bryant (1982)

WCC Coaches of the Year

Phil Woolpert (1955, '56, '57, '58) • Pete Peletta (1963, '64, '65) • Bob Gaillard (1972, '77) • Dan Belluomini (1979) • Pete Barry (1981) • Rex Walters (2014)

Olympians

Jimmy Needles, Head Coach (1936) • K.C. Jones, Bill Russell (1956) • Pete Newell, Head Coach (1960)

NBA Championships

Joe McNamee, Rochester (1951) • Bill Russell, Boston Player (1957, '59, '60, '61, '62, '63, '64, '65, '66); Boston Head Coach (1968, '69) • K.C. Jones, Boston (Player - 1959, '60, '61, '62, '63, '64, '65, '66); Los Angeles Assistant Coach (1971); Boston Head Coach (1981) • Phil Smith, Golden State (1975) • Eric Fernsten, Boston (1981) • Bill Cartwright, Chicago Player (1991, '92, '93); Chicago Assistant Coach (1997, '98)

NBA Head Coaches

Jim Brovelli, Washington (1999) • Bill Cartwright, Chicago (2001-02) • Mike Farmer, Baltimore (1966) • K.C. Jones, Washington (1973-76); Boston (1983-88); Seattle (1990-92) • Bill Russell, Boston (1966-69); Seattle (1973-77); Sacramento (1987-88) • Fred Scolari, Baltimore (1951-52).

Retired Numbers

4 • K.C. Jones • 6 • Bill Russell • 17 • Mike Farmer • 20 • Phil Smith • 24 • Bill Cartwright • 31 • Joe Ellis • 32 • Ollie Johnson

NCAA Championships by School

UCLA.....	11	Louisville.....	3
Kentucky.....	8	Villanova.....	3
North Carolina.....	6	Cincinnati.....	2
Duke.....	5	Florida.....	2
Indiana.....	5	Michigan State.....	2
North Carolina.....	5	North Carolina State.....	2
Connecticut.....	4	Oklahoma State.....	2
Kansas.....	3	San Francisco..... 2	

NOTABLE**MEET THE NEWCOMERS:**

#1 Tyrell Roberts (Washington State)- Playing in 36 of 37 contests while starting 31 games for the Cougars last season, Roberts finished second on the team with 11.4 ppg in 2021-22. Overall, the versatile guard shot 92.5 percent (49-53) from the charity stripe to set a new single-season program record for free-throw percentage. During Washington State's run in this year's NIT, Roberts cashed in a career-best 7-of-16 from behind-the-arc in their opening round matchup against Santa Clara as the Sacramento native finished the tournament with fourteen made triples, the most all-time in a postseason appearance for WSU. In the classroom, Roberts was named to the Pac-12 Winter Academic Honor Roll.

#5 Saba Gigiberia (Georgia Tech)- Appearing in 15 games at Georgia Tech in 2021-22, the 7'1" center averaged 7.8 minutes, 2.5 points and 2.3 rebounds for the Yellow Jackets. On Jan. 19, 2022, Gigiberia received his first career start against Wake Forest, when he scored a career-high eight points in addition to logging a career-high 16:47 on the court. In 2020-21, Gigiberia played short minutes in eight games, with a high of 10:01 against Delaware State on Dec. 20, 2020. Originally from the Republic of Georgia, Gigiberia was a four-star post prospect who played his final two years of high school basketball in the United States. Known for his basketball IQ, Gigiberia can play with his back to the basket or facing the basket, with skills as a passer and ability to step out on the perimeter.

#10 Toni Rocak (UC San Diego)- Prior to coming to the Hilltop, Rocak was an All-Conference forward at UCSD as the big man earned All-Big West Honorable Mention honors last season after leading the Tritons in scoring (15.1 points per game) and rebounding (6.5 rebounds per game). In 2021-22, the versatile big man earned Big West Player of the Week twice and scored a career-high 34 points in UCSD's win over UC Santa Barbara on Dec. 30 -- the highest single game point total for any Big West player in 2021-22. As a junior in 2020-21, Rocak was recognized as the top sixth man in the Big West by HoopsHD.com as he led UCSD in scoring (12.8 points per game) and rebounding (5.3 rebounds per game) while also finishing fifth in the conference in field goal percentage (51.9 percent).

#55 Marcus Williams (Texas A&M)- This past season, Williams made 27 appearances for the Aggies on the hardwood, which included starting in 25 games. Overall, the versatile guard averaged 7.9 points, 3.4 assists, 2.2 rebounds and 1.3 steals in 24.4 minutes played. Notably, the highlight of his 2021-22 came in a road game at Georgia on Jan. 4, when Williams buried the game-winning triple with less than one second left on the shot clock to knock off the Bulldogs. Prior to transferring to Texas A&M, Williams was named the Mountain West Freshman of the Year in 2020-21 after an impressive debut season at Wyoming. Making a splash immediately, Williams was a finalist for the Kyle Macy National Freshman of the Year by College Insider as he appeared in all 25 games for the Cowboys, which included 24 starts. In his freshman season, Williams averaged 14.8 points per game to go along with 4.3 assists as his 14.8 points ranked eighth among freshmen in the nation while his 4.3 assists ranked fourth in the Mountain West.

USF's Notable Streaks**Winning Streaks**

No.	Began	Ended
*60	vs. Oregon State, 60-34 (12-17-54)	at Illinois, 62-33 (12-17-56)
29	vs. SF State, 125-81 (1976-77)	at Notre Dame, 93-82 (1976-77)
21	vs. Seattle, 60-51 (1957-58)	vs. Seattle, 69-67 (1957-58)
19	vs. LMU 102-67 (1963-64)	vs. UCLA, 76-72 (1963-64)
13	vs. Utah State, 76-66 (1965-66)	vs. Pacific, 88-78 (1965-66)
12	at Nevada, 78-73 (1999-00)	at Gonzaga, 96-73 (1999-00)
11	vs. Oregon State, 66-58 (1964-64)	vs. Arizona, 71-56 (1964-65)
10	vs. Wyoming, 98-66 (1973-74)	vs. Seattle, 62-59 (1973-74)
10	vs. LMU, 74-65 (1975-76)	vs. Seattle, 81-70 (1975-76)
10	vs. Georgia, 92-84 (1981-82)	vs. Rice, 78-66 (1981-82)

Longest in 2021-22

--

Current

* Second longest winning-streak in NCAA history

Losing Streaks

No.	Began	Ended
11	vs. Stanford, 69-61 (1950-51)	vs. St. Mary's, 48-44 (1950-51)
9	vs. St. Mary's, 42-38 (1945-46)	vs. Utah, 39-37 (1946-47)
9	vs. San Jose State (1985-86)	vs. Fresno Pacific, 73-41 (1985-86)
8	vs. Stanford, 65-61 (1970-71)	vs. DePaul, 77-57 (1970-71)
8	vs. St. Mary's, 66-49 (1987-88)	vs. San Diego, 79-73 (1987-88)
7	vs. Santa Clara, 86-66 (1968-69)	vs. LMU, 70-61 (1968-69)
7	vs. Santa Clara, 86-59 (1990-91)	vs. San Diego, 89-81 (1990-91)
7	vs. Pepperdine, 79-55 (1994-95)	vs. Pepperdine, 94-92 (1994-95)
7	at New Mexico State, 89-78 (2006-07)	vs. San Diego, 103-102 OT (2006-07)
7	vs. UC Irvine, 72-59 (2007-08)	vs. Portland, 60-59 (2007-08)

Longest in 2021-22

--

Current

2022-23 USF MEN'S BASKETBALL GAME NOTES

• Fresh off their first NCAA Tournament since 1998, the Dons are hungry to get back to the Big Dance after a successful season in 2021-22 that saw the green and gold compile a 24-10 overall record, including a 10-6 mark in West Coast Conference play.

• USF will return eleven letterwinners from the 2021-22 NCAA Tournament team: Khalil Shabazz, Julian Rishwain, Isaiah Hawthorne, Josh Kunen, Justin Bieker, Zane Meeks, Ndewedo Newbury, Bryce Whitaker, Jonas Visser, Volodymyr Markovetsky and Jake Cioe.

• Overall, head coach Chris Gerlufsen enters his first year at the helm of the green and gold after taking over for former USF head coach Todd Golden. Taking over the reins, Gerlufsen possesses a wealth of experience at the Division I level having made stops at Hawaii, San Diego, Hartford and The Citadel. Prior to coming to the Hilltop, Gerlufsen served as the top assistant to head coach Eran Ganot at Hawaii.

• This past year, Gerlufsen was in charge of the offense for the Dons as he guided USF to finishing eleventh in the country in total three-point field goals made (327), sixteenth in three-point field goals per game (9.6) and thirty-second in scoring margin (9.6). Notably, Jamaree Bouyee and Yauhen Massalski, who Gerlufsen originally recruited at San Diego, earned First Team All-WCC Honors this season while Khalil Shabazz was named Second Team All-WCC.

• Last season, Khalil Shabazz became the 40th student-athlete in program history to eclipse 1,000 points as the two-time All-WCC guard currently ranks 25th all-time at USF with 1,199 total points. Additionally, the Seattle native also ranks third all-time in three-pointers made (204) and three-pointers attempted (588). Defensively, Shabazz sits fourth all-time in program history in steals (163).

• This year, USF's non-conference schedule is highlighted by seven home games, including another battle with Pac-12 foe Arizona State. Additionally, the Dons will return to Chase Center for the third time in the last four seasons, with USF set to take on Utah State on Sunday, Dec. 4 in a neutral site matchup.

• Beginning towards the end of the calendar year, USF will embark on their 16-game conference slate on Thursday, Dec. 29 when they make the trip to the South Bay for a showdown at Santa Clara. Notably, the Dons will wrap up their conference schedule on Saturday, Feb. 25 with a road trip to Provo, Utah for a matchup with BYU.

Record Breakdown

Category	2022-23	Gerlufsen Era
Home	4-0	4-0
Road	1-1	1-1
Neutral	2-0	2-0
vs. Non-Conference	7-1	7-1
vs. WCC	0-0	0-0
Leading at Halftime	5-1	5-1
Trailing at Halftime	2-0	2-0
Tied at Halftime	0-0	0-0
Overtime	0-0	0-0
vs. Top-25 Opponents	0-0	0-0
More Field Goals Than Opponent	5-0	5-0
Fewer Field Goals Than Opponent	2-0	2-0
Field Goals are Equal	0-1	0-1
Better Field Goal Pct.	5-0	5-0
Lesser Field Goal Pct.	2-1	2-1
Field Goal Pct. is Equal	0-0	0-0
More Rebounds Than Opponent	6-1	6-1
Fewer Rebounds Than Opponent	1-0	1-0
Same Rebound Total	0-0	0-0
More Free Throws Than Opponent	5-0	5-0
Fewer Free Throws Than Opponent	2-1	2-1
Same Free Throw Total	0-0	0-0
More 3-Ptrs. Made Than Opponent	6-1	6-1
Fewer 3-Ptrs. Made Than Opponent	0-0	0-0
Same 3-Pt. Total	1-0	1-0
More Turnovers Than Opponent	3-1	3-1
Fewer Turnovers Than Opponent	4-0	4-0
Same Turnover Total	0-0	0-0
More Bench Points Than Opponent	7-1	7-1
Fewer Bench Points Than Opponent	0-0	0-0
Same Bench Point as Opponent	0-0	0-0
Games Decided by 1-5 points	1-0	1-0
Games Decided by 6-10 points	2-1	2-1
Games Decided by 11-15 points	2-0	2-0
Games Decided by 16-20+ points	2-0	2-0
Leading with 5 minutes to play	5-1	5-1
Trailing with 5 minutes to play	1-0	1-0
Tied with 5 minutes to play	0-0	0-0
Score under 50 pts.	0-0	0-0
Scoring 50-69 pts.	3-0	3-0
Scoring 70-79 pts.	1-0	1-0
Scoring 80-89 pts.	1-1	1-1
Scoring 90-99 pts.	2-0	2-0
Scoring 100+	0-0	0-0
November	7-1	7-1
December	0-0	0-0
January	0-0	0-0
February	0-0	0-0
March	0-0	0-0
Sunday	1-0	1-0
Monday	2-0	2-0
Tuesday	1-0	1-0
Wednesday	2-0	2-0
Thursday	1-0	1-0
Friday	0-1	0-1
Saturday	0-0	0-0
vs. America East	0-0	0-0
vs. CAA	0-0	0-0
vs. ACC	0-0	0-0
A-10	0-1	0-1
Mountain West	1-0	1-0
Big West	1-0	1-0
Pac-12	0-0	0-0
WAC	0-0	0-0
WCC	0-0	0-0

2022-23 USF MEN'S BASKETBALL GAME NOTES

The Last Time...

A Team Scored 100+ Points In a Game

USF	at Pacific, 104 - W, 104-71	2/21/22
Opp.	vs. No. 1 Gonzaga 100 - L, 100-61	2/13/21

A Team Scored 50 or Fewer Points In a Game

USF	vs. Grand Canyon, 48 - L, 49-48	12/18/21
Opp.	by Pepperdine, 45 - W, 71-45	1/22/22

A Team Scored 90+ Points at War Memorial at the Sobrato Center

USF	vs. Texas Southern, 90 - W, 90-77	11/7/22
Opp.	by No. 1 Gonzaga - 100 - L, 100-61	2/13/21

The Dons Played a Ranked Opponent

Last	vs. No. 1/1 Gonzaga - L, 89-73	2/24/22
Last USF Win	vs. No. 4 Virginia, W, 61-60	11/27/20

The Dons Played in an Overtime Game

USF Win	vs. Pepperdine - W, 63-61	2/20/20
USF Loss	vs. Harvard, L 81-84	12/30/19

A Team had 5+ Players Score in Double Figures

USF	vs. Academy of Art - W, 111-78 (Bouyea, Shabazz, Stefanini, Massalski, Rishwain)	2/27/20
Opp.	by Pacific - L, 76-69 (Bell, Bailey, Crockrell, Jenkins Finstuen)	2/27/21

A Team Won By 20+ Points

USF	at Pacific, 33 - W, 104-71	2/21/22
Opp.	vs. No. 1 Gonzaga, 100-61 (39)	2/13/21

A Team Shot 60% FG In A Game (Min. 10)

USF	vs. BYU - .636 (35-55) - W	1/19/19
Opp.	vs. No. 1 Gonzaga - .610 (35-69)	2/13/21

A Team Shot 30% or Worse In A Game (Min. 10)

USF	vs. Pacific - 27.6 (16-58) - L	2/6/20
Opp.	by Pepperdine - 25.0 (5-20) W	1/22/22

A Team Made 10 or More 3-PT FG In A Game

USF	vs. Texas Southern, 11 - W, 90-77	11/7/22
Opp.	by BYU - 11 (11-19) - L	2/25/21

A Team Did Not Make a 3-PT FG In A Game

USF	Unknown - prior to 2002-03 season	
Opp.	Unknown - prior to 2010-11 season	

A Team Shot 60% 3-Point FG In A Game (min. 10)

USF	at Cal Poly - 63.6 (14-22)	12/4/20
Opp.	by Eastern Washington - .640 (13-20)	11/27/16

A Team Made 20+ Free Throws In A Game

USF	vs. Academy of Art, 21 - W, 111-78	12/28/21
Opp.	vs. Towson, 23 - W, 71-61	11/25/21

A Team Made Five or Fewer Free Throws In A Game

USF	vs. Grand Canyon, 48 - L, 49-48	12/18/21
Opp.	by Grand Canyon - 5 (5-12) - L, 49-48	12/18/21

A Team Attempted 40 Plus Free Throws In A Game

USF	vs. Portland - 40 (26-40) - W	12/31/15
Opp.	by UMass Lowell - 41 (27-41) - L	11/25/20

A Team Shot 90% Or Better From the Free Throw Line (Min. 10)

USF	vs. Pepperdine - 1.000 (10-10) - L	2/10/21
Opp.	by UC Davis - .917 (22-24)	12/21/19

A Team Shot 40% or Worse From the Free Throw Line

USF	at Portland - .286 (4-14)	2/16/19
Opp.	by Delaware State - .384 (5-13)	11/29/15

A Team Had 30+ Defensive Rebounds In A Game

USF	vs. Academy of Art, 33 - W, 111-78	12/28/21
Opp.	35 - by LMU - L	2/18/21

A Team Had 50+ Total Rebounds In A Game

USF	vs. Long Beach State - 51 - W	12/10/20
Opp.	by Pacific - 51 - L	2/6/20

A Team Had 20+ Offensive Rebounds In A Game

USF	vs. Florida Gulf Coast - 23 - L	11/25/14
Opp.	by Illinois State - 21 - W	12/23/16

A Team Had 20+ Assists In A Game

USF	at Pacific, 22 - W, 104-71	2/21/22
Opp.	by BYU - 26 - L	2/08/20

A Team Had 20+ Turnovers In A Game

USF	vs. UAB - 23 - W, 63-61	11/26/21
Opp.	by Pepperdine - 20 - W	1/22/22

A Team Had 10+ Steals In A Game

USF	at Pepperdine, 11 - W, 71-45	1/22/22
Opp.	by Morgan State - 10 - W, 83-67	11/22/21

A Team Had 10+ Blocks In A Game

USF	vs. Prairie View A&M - 11 - W, 92-76	1/7/21
Opp.	by Gonzaga - 10 - L	2/7/19

A Team Won on a Last Second Shot

USF	by USF: 00:11 - vs. Nevada	12/23/17
Opp.	by Cal: 00:01 - at Cal	12/13/20

A Player Scored 40 or More

USF	Tim Owens - 45	vs. LMU - 3/2/91
Opp.	Roberto Gallinat (Pacific) - 41	2/22/18

A Player Scored 30 or More

USF	Jamaree Bouyea - 30	vs. UNLV (12/4/21)
Opp.	Yoeli Childs (BYU) - 32	2/08/20

Two Players Scored 20 or More

USF	K. Shabazz (27), Y. Massalski (21) - W, 88-73, vs. San Diego 1/8/22	
Opp.	I. Pineiro (28), I. Wright (24) - L vs. San Diego - 2/28/19	

A Player Made 10+ Field Goals in a Game

USF	Yauhen Massalski 10 (10-10) L, 79-74 vs. Loyola Chicago- 1/6/22	
Opp.	10 - Alex Barcello by BYU - 2/25/21	

A Player Shot 80% Or Better (Min. 10)

USF	Yauhen Massalski (1.000, 10-10) L, 79-74 vs. Loyola Chicago- 1/6/22	
Opp.	Drew Timme (11-12) .917 by Gonzaga 2/13/21	

A Player Made 5+ 3-PT FG In A Game

USF	Julian Rishwain (5) W, 71-45 at Pepperdine 1/22/22	
Opp.	Alex Barcello (7-7) by BYU 2/25/21	

A Player Attempted 10+ 3-PT FG In A Game

USF	Khalil Shabazz - 12 (4-12) at Arizona St. 12/19/21	
Opp.	Colbey Ross - 12 (4-12) Pepperdine 2/22/20	

A Player Shot 80% or better from 3-PT (Min. 5)

USF	Zane Meeks - .833 (5-6) at Arizona St. - 12/19/21	
Opp.	Alex Barcello - 1.000 (7-7) by BYU 2/25/21	

A Player Made 10+ Free Throws In A Game

USF	Frankie Ferrari - 10 (10-11) vs. Santa Clara 2/9/19	
Opp.	Alex Barcello - 1.000 (10-10) by BYU 1/16/21	

A Shot 90% or Better From Free Throw (Min. 10)

USF	Frankie Ferrari - .909 (10-11) vs. Santa Clara (2/21/19)	
Opp.	Alex Barcello - 1.000 (10-10) by BYU 1/16/21	

A Player Recorded 10+ Rebounds In A Game

USF	Yauhen Massalki- 17 vs. San Diego 1/8/22	
Opp.	Mattias Markusson -15 LMU - 2/18/21	

A Player Record 15+ Rebounds In A Game

USF	Yauhen Massalki- 20 vs. Portland 2/8/22	
Opp.	Mattias Markusson -15 LMU - 2/18/21	

Two Players with 10 or More Rebounds In A Game

USF	J. Lull (14), C. Minlend (10) at SCU 2/13/20	
Opp.	Ke. Edwards (11)/Ka. Edwards (10) by Pepp. 2/22/20	

A Player Recorded 5+ Offensive Rebounds In A Game

USF	Yauhen Massalski - 9 vs. San Diego 1/8/22	
Opp.	Richard Harward - 5 by BYU 1/16/21	

A Player Recorded 10 or more Assists In A Game

USF	Jamaree Bouyea - 11 vs. Pacific 2/21/22	
Opp.	KJ Feagin - 10 at Santa Clara 2/3/18	

A Player Recorded 5 or More Steals In A Game

USF	Khalil Shabazz - 6 vs. Davidson 11/13/21	
Opp.	Ryan Woolridge - 5 Gonzaga 2/20/20	

A Player Recorded 5 or More Blocks In A Game

USF	Yauhen Massalski - 7 vs. Saint Mary's 1/27/22	
Opp.	Chet Holmgren - 6 vs. #1/1 Gonzaga 2/24/22	

Double-Double By A Player In A Game

USF	Jamaree Bouyea (15 pts, 11 ast) vs. Pacific 2/21/22	
Opp.	Chet Holmgren (21 pts, 15 reb.) vs. #1/1 Gonzaga 2/24/22	

Two Players With A Double-Double In A Game

USF	J. Lull (16 pts, 14 reb)/C. Minlend (11 pts, 10 reb.) at SCU 2/13/20	
Opp.	J. Landale (21 pts, 11 reb)/D. Pineau (14 pts, 12 reb) vs. SMC 1/7/17	

Triple Double By A Player In A Game

USF	Unknown - prior to 2010-11	
Opp.	Kyle Collingsworth (12 pts, 12 reb, 10 ast) BYU 1/3/15	

WHAT IS A "DON"

"Don" is an acronym for **De Origen Noble**, which translates to "of noble origin" and is a Spanish title given only to a noble person of political, social or official distinction. The name references the early history of California and San Francisco, which was marked by the exploits of the adventure-some and swashbuckling Spanish Dons. All USF students and alumni are of noble origin who share in the long passion for learning in order to better understand the past, clarify the present and anticipate the future. Thus, we are proud to call ourselves the Dons. USF's mascot is named **Don Francisco**, in honor of **Don Francisco de Haro**, the first mayor of San Francisco.



KHALIL SHABAZZ (Kuh-leel Shu-BOZZ like boss but with z's)

Graduate Student • Guard • 6-0 • 170 • Seattle, Wash. • Rainier Beach HS • Central Washington

SEASON STATS

PPG	RPG	APG	FG%	3FG%	FT%
15.3	5.0	4.3	43.2	32.0	88.2

LAST GAME vs. Little Rock (11/30/22)

MIN	PTS	REBS	ASTS	BLKS	STLS
33	16	7	7	0	5

Played in 34 games making 34 starts in 2021-22... earned All-WCC Second Team honors for the second straight year... earned Division 1-AAA ADA Scholar Athlete Team honors... Became the 40th student athlete to reach 1,000 career points at USF in 2021-22... Finished second on the team averaging 13.7 points per game... scored 466 total points, giving him three consecutive seasons scoring 350 points or more... Was named to the WCC All-Tournament team

Career Honors

- GNAC Freshman of the Year (2017-18)
- GNAC Honorable Mention Team (2017-18)
- All-WCC Second Team x2 (2020-21, 2021-22)
- All-WCC Preseason Team x2 (2021-22, 2022-23)

Season Highs:

Points	--	--
Minutes	--	--
Field Goals Made	--	--
Field Goal Attempts	--	--
3-Point Field Goals Made	--	--
3-Point Field Goal Attempts	--	--
Free Throws Made	--	--
Free Throw Attempts	--	--
Rebounds	--	--
Assists	--	--
Blocks	--	--
Steals	--	--

Career Highs (*Central Washington)

Points	32	vs. BYU (1/25/20)
Minutes	*39	vs. Saint Martin's (03/01/18)
Field Goals Made	10	2x, last vs. BYU (1/16/21)
Field Goal Attempts	21	vs. BYU (1/16/21)
3-Point Field Goals Made	8	vs. BYU (1/16/21)
3-Point Field Goal Attempts	14	vs. BYU (1/16/21)
Free Throws Made	*9	vs. Hawaii-Hilo (11/17/17)
Free Throw Attempts	*11	vs. Hawaii-Hilo (11/17/17)
Rebounds	*13	vs. Saint Martin's (03/01/18)
Assists	*7	Alaska (01/13/18)
Blocks	1	2x, last at LMU (1/10/21)
Steals	6	4x, last vs. UNLV (12/4/21)



2022-23 San Francisco Men's Basketball Individual Game-by-Game All games

Page 1/13
as of Dec 04, 2022

#0 SHABAZZ, Khalil

Opponent	Date	GS	MIN	Total		3-Pointers		Free throws		Rebounds		PF	A	TO	BLK	STL	PTS	AVG			
				FG-FGA	PCT	3FG-3FGA	PCT	FT-FTA	PCT	OFF	DEF								TOT	AVG	
Texas Southern	11/07/2022	*	33:56	3-8	.375	2-4	.500	0-2	.000	0	10	10	10	0	3	3	5	0	2	8	8.0
Cal Poly	11/10/2022	*	36:20	6-13	.462	2-7	.286	4-6	.667	2	5	7	8.5	0	2	3	0	2	18	13.0	
UC Merced	11/13/2022	*	32:13	6-11	.545	2-6	.333	7-7	1.000	1	2	3	6.7	3	4	2	1	4	21	15.7	
at Fresno St.	11/16/2022	*	36:38	2-6	.333	2-5	.400	2-2	1.000	0	2	2	5.5	2	4	3	0	1	8	13.8	
vs UNI	11/21/2022	*	37:01	8-16	.500	5-11	.455	3-3	1.000	1	4	5	5.4	2	7	4	0	4	24	15.8	
vs Wichita St.	11/22/2022	*	35:52	1-8	.125	0-6	.000	5-5	1.000	1	2	3	5.0	3	5	3	0	2	7	14.3	
at Davidson	11/25/2022	*	29:22	6-12	.500	1-6	.167	7-7	1.000	1	2	3	4.0	2	4	2	0	1	20	15.1	
Little Rock	11/30/2022	*	33:14	6-14	.429	2-5	.400	2-2	1.000	2	5	7	5.0	3	7	1	0	5	16	15.3	
Totals		8	274:36	38-88	.432	16-50	.320	30-34	.882	8	32	40	5.0	20	34	23	1	21	122	15.3	

Player Averages

Games Played	Minutes/game	Points/game	FG Pct	3FG Pct	FT Pct	Rebounds/game	Assists/game	Turnovers/game	Assist/Turnover ratio	Steals/game	Blocks/game
8	34.3	15.3	43.2	32.0	88.2	5.0	4.3	2.9	1.5	2.6	0.1



FAST FIVE...

- 1) Khalil, and his brother, Shadeed (who also attended Rainier Beach), have totaled five state championships, which is the most in state history between brothers.
- 2) His name means "Friend" in Arabic - he has friend tattooed on his neck.
- 3) Says his favorite movie is the animated feature Boss Baby
- 4) If he could travel anywhere he would want to go to Santorini, Greece.
- 5) Loves photography, shoes and tattoos. Hopes to one day cover most of his body in tattoos.

GERLUFSEN ON SHABAZZ...

CAREER YEAR-BY-YEAR STATISTICS (*at Central Washington)

Year	GP	GS	Min	Avg	FG	FGA	Pct	3FG	3FGA	Pct	FT	FTA	Pct	Off	Def	Tot	Avg	PF	FO	Ast	TO	Blk	Stl	Pts	Avg
*2017-18	26	24	728	28.0	136	304	.447	41	98	.418	86	110	.782	26	107	133	5.1	68	0	84	62	0	60	399	15.3
2019-20	34	2	712	20.9	116	279	.416	63	170	.371	63	83	.759	21	81	102	3.0	83	3	49	40	1	56	358	10.5
2020-21	25	25	745	29.8	127	347	.366	62	189	.328	59	77	.766	17	71	88	3.5	54	0	42	42	1	48	375	15.0
TOTAL USF	59	27	1456	24.7	243	626	.388	125	359	.348	122	160	.763	38	152	190	3.2	137	3	91	82	2	104	733	12.4



TYRELL ROBERTS (Ty-rell Ro-berts)

Graduate Student • Guard • 5-11 • 175 • Sacramento, Calif. • Washington State

SEASON STATS

PPG	RPG	APG	FG%	3FG%	FT%
13.8	3.4	2.5	48.8	40.4	64.3

LAST GAME vs. Little Rock (11/30/22)

MIN	PTS	REBS	ASTS	BLKS	STLS
26	12	2	1	0	0

Played in 36 of 37 contests while starting 31 games at Washington State in 2021-22... finished second on the team at 11.4 ppg... made 88 made three-pointers ranks 5th on the Cougs' single season list...went 49-for-53 (92.5%) from the line, setting the record for consecutive FT to start a career with 25 makes...his 92.5 FT% was a program record for a single season...in the NIT averaged - 14.3 ppg on a WSU NIT record 14-of-38 (36.8%) shooting from deep...named to the Pac-12 Winter Academic Honor

Career Honors

Season Highs:

Points	--
Minutes	--
Field Goals Made	--
Field Goal Attempts	--
3-Point Field Goals Made	--
3-Point Field Goal Attempts	--
Free Throws Made	--
Free Throw Attempts	--
Rebounds	--
Assists	--
Blocks	--
Steals	--

Career Highs (at USF)

Points	--
Minutes	--
Field Goals Made	--
Field Goal Attempts	--
3-Point Field Goals Made	--
3-Point Field Goal Attempts	--
Free Throws Made	--
Free Throw Attempts	--
Rebounds	--
Assists	--
Blocks	--
Steals	--



2022-23 San Francisco Men's Basketball
Individual Game-by-Game
All games

Page 2/13
as of Dec 04, 2022

#1 ROBERTS, Tyrell


Opponent	Date	GS	MIN	Total		3-Pointers		Free throws		Rebounds			PF	A	TO	BLK	STL	PTS	AVG		
				FG-FA	PCT	3FG-3FA	PCT	FT-FTA	PCT	OFF	DEF	TOT								AVG	
Texas Southern	11/07/2022	*	34:01	5-8	.625	2-3	.667	5-8	.625	0	4	4	4.0	1	3	6	0	1	17	17.0	
Cal Poly	11/10/2022	*	35:10	4-12	.333	2-6	.333	2-3	.667	0	6	6	5.0	1	0	2	0	3	12	14.5	
UC Merced	11/13/2022	*	32:07	4-7	.571	2-4	.500	0-0	.000	0	4	4	4.7	1	3	1	0	2	10	13.0	
at Fresno St.	11/16/2022	*	37:44	9-16	.563	4-10	.400	0-0	.000	0	3	3	4.3	3	2	1	0	3	22	15.3	
vs UNI	11/21/2022	*	32:52	4-8	.500	2-4	.500	1-2	.500	0	2	2	3.8	1	1	0	0	0	11	14.4	
vs Wichita St.	11/22/2022	*	37:23	5-12	.417	2-8	.250	1-1	1.000	0	6	6	4.2	3	7	0	0	0	13	14.2	
at Davidson	11/25/2022	*	33:14	5-13	.385	3-7	.429	0-0	.000	1	0	1	3.7	5	3	1	1	3	13	14.0	
Little Rock	11/30/2022	*	26:35	5-8	.625	2-5	.400	0-0	.000	0	2	2	3.5	2	1	1	0	0	12	13.8	
Totals			8	269:06	41-84	.488	19-47	.404	9-14	.643	1	27	28	3.5	17	20	12	1	12	110	13.8

Player Averages


Games Played	Minutes/ game	Points/ game	FG Pct	3FG Pct	FT Pct	Rebounds/ game	Assists/ game	Turnovers/ game	Assist/Turnover ratio	Steals/ game	Blocks/ game
8	33.6	13.8	48.8	40.4	64.3	3.5	2.5	1.5	1.7	1.5	0.1



FAST FIVE...



GERLUFSEN ON ROBERTS...



CAREER YEAR-BY-YEAR STATISTICS



JULIAN RISHWAIN

Junior • Guard • 6-5 • 190 • Los Angeles, Calif. • Notre Dame HS • Boston College

SEASON STATS

PPG	RPG	APG	FG%	3FG%	FT%
6.5	2.8	1.3	25.5	26.3	76.2

LAST GAME vs. Little Rock (11/30/22)

MIN	PTS	REBS	ASTS	BLKS	STLS
28	10	2	2	0	0

Played in 34 games in 2021-22...averaged 7.4 points per game...shot 43 percent from behind the arc (55-128)...Third on the team in made three-pointers (55)... shot 44 percent overall from the field (80-182)...Recorded his season high in points twice with 20 against Pepperdine (1/22/22) and Gonzaga (3/7/22)...Recorded double digit scoring performances in 11 games...Averaged 3.0 rebounds per game with a total of 102 boards...Early in the season led the country in three-point field goal percentage (minimum 25 attempted)

Career Honors

Season Highs:

Points	--	--
Minutes	--	--
Field Goals Made	--	--
Field Goal Attempts	--	--
3-Point Field Goals Made	--	--
3-Point Field Goal Attempts	--	--
Free Throws Made	--	--
Free Throw Attempts	--	--
Rebounds	--	--
Assists	--	--
Blocks	--	--
Steals	--	--

Career Highs (*Boston College)

Pts.	25	at BYU (2/25/21)
Minutes	27	at BYU (2/25/21)
FGs Made	8	at BYU (2/25/21)
Field Goal Attempts	13	at BYU (2/25/21)
3-Point Field Goals Made	5	1/22/22 at Pepperdine
3-Point Field Goal Attempts	9	2x, last at BYU (2/25/21)
Free Throws Made	5	at Cal Poly (12/4/20)
Free Throw Attempts	7	at Cal Poly (12/4/20)
Rebounds	*7	Georgia Tech (01/11/20)
Assists	*4	at Miami (01/12/20)
Blocks	1	3x, last vs. San Diego (3/4/21)
Steals	*3	Wake Forest (11/06/19)

Miscellaneous

	Fr.	Car
Double-Double	--	--
10+ Points	--	--
20+ Points	--	--
30+ Points	--	--
5+ Rebounds	1	1
10+ Rebounds	--	--
5+ Assists	--	--
3+ 3PT FG	--	--
3+ Steals	--	--
2+ Blocks	--	--
Led Team in Pts	--	--
Led Team in Reb.	--	--
Led Team in Ast.	--	--
Led Team in Steals	--	--
Led Team in Blocks	--	--



2022-23 San Francisco Men's Basketball
Individual Game-by-Game
All games

Page 3/13
as of Dec 04, 2022

#2 RISHWAIN, Julian

Opponent	Date	GS	MIN	Total		3-Pointers		Free throws		Rebounds			PF	A	TO	BLK	STL	PTS	AVG	
				FG-FGA	PCT	3FG-3FGA	PCT	FT-FTA	PCT	OFF	DEF	TOT								AVG
Texas Southern	11/07/2022	*	22:11	1-5	.200	1-3	.333	2-2	1.000	1	3	4	4.0	3	3	2	0	5	5.0	
Cal Poly	11/10/2022	*	26:21	1-7	.143	0-4	.000	3-3	1.000	0	1	1	2.5	1	1	1	0	3	5.0	
UC Merced	11/13/2022	*	19:42	0-6	.000	0-5	.000	0-0	.000	0	2	2	2.3	2	3	0	1	0	3.3	
at Fresno St.	11/16/2022	*	17:19	1-4	.250	0-3	.000	1-2	.500	0	0	0	1.8	0	1	0	0	3	3.3	
vs UNI	11/21/2022	*	26:55	3-8	.375	3-7	.429	2-2	1.000	0	4	4	2.2	1	0	0	0	11	4.8	
vs Wichita St.	11/22/2022	*	29:51	4-9	.444	3-6	.500	2-3	.667	0	5	5	2.7	1	0	0	0	13	6.2	
at Davidson	11/25/2022	*	27:07	1-6	.167	1-5	.200	2-4	.500	1	3	4	2.9	0	1	0	1	5	6.0	
Little Rock	11/30/2022	*	27:22	2-6	.333	2-5	.400	4-5	.800	0	2	2	2.8	1	2	0	0	10	6.5	
Totals		8	196:49	13-51	.255	10-38	.263	16-21	.762	2	20	22	2.8	9	10	4	1	5	52	6.5

Player Averages

Games Played	Minutes/game	Points/game	FG Pct	3FG Pct	FT Pct	Rebounds/game	Assists/game	Turnovers/game	Assist/Turnover ratio	Steals/game	Blocks/game
8	24.6	6.5	25.5	26.3	76.2	2.8	1.3	0.5	2.5	0.6	0.1



FAST FIVE...

- 1) Born November 16, 2000
- 2) Says if he wasn't playing basketball he would be a professional video game player.
- 3) Favorite television show: Entourage
- 4) Favorite musical artist/song: Future
- 5) Favorite food: Mexican cuisine

GERLUFSEN ON RISHWAIN...

CAREER YEAR-BY-YEAR STATISTICS

Year	GP	GS	Min	Avg	FG	FGA	Pct	3FG	3FGA	Pct	FT	FTA	Pct	Off	Def	Tot	Avg	PF	FO	Ast	TO	Blk	Stl	Pts	Avg
*2019-20	30	3	448	14.9	38	121	.314	30	90	.333	14	24	.583	5	53	58	1.9	42	1	28	36	3	19	120	4.0
2020-21	23	0	385	16.7	57	128	.445	33	90	.367	34	42	.810	15	53	68	3.0	46	1	8	17	3	17	181	7.9
TOTAL USF23	0		385	16.7	57	128	.445	33	90	.367	34	42	.810	15	53	68	3.0	46	1	8	17	3	17	181	7.9



ISAIAH HAWTHORNE

R-Sophomore • Forward • 6-8 • 205 • Tracy, Calif. • Tracy HS

SEASON STATS

PPG	RPG	APG	FG%	3FG%	FT%
5.5	2.5	0.6	51.4	44.4	0.00

LAST GAME vs. Little Rock (11/30/22)

MIN	PTS	REBS	ASTS	BLKS	STLS
22	12	5	1	1	0

Played in 7 games in 2021-22...recorded a total of 7 points, 4 rebounds, 3 assist and 2 blocks Scored a season-high 4 points on 2-of-3 from the field in USF's 83-67 win over Morgan State (11/22/21)...also grabbed a season-high 2 rebounds...Registered a season-high 9 minutes in USF's 111-78 win over Academy of Art (12/28/21)

Career Honors:

Season Highs:

Points	--
Minutes	--
Field Goals Made	--
Field Goal Attempts	--
3-Point Field Goals Made	--
3-Point Field Goal Attempts	--
Free Throws Made	--
Free Throw Attempts	--
Rebounds	--
Assists	--
Blocks	--
Steals	--

Career Highs

Points	--
Minutes	--
Field Goals Made	--
Field Goal Attempts	--
3-Point Field Goals Made	--
3-Point Field Goal Attempts	--
Free Throws Made	--
Free Throw Attempts	--
Rebounds	--
Assists	--
Blocks	--
Steals	--

Miscellaneous

	Fr.	Car
Double-Double	--	--
10+ Points	1	1
20+ Points	--	--
30+ Points	--	--
5+ Rebounds	--	--
10+ Rebounds	--	--
5+ Assists	--	--
3+ 3PT FG	--	--
3+ Steals	--	--
2+ Blocks	--	--
Led Team in Pts	--	--
Led Team in Reb.	--	--
Led Team in Ast.	--	--
Led Team in Steals	--	--
Led Team in Blocks	--	--



2022-23 San Francisco Men's Basketball
Individual Game-by-Game
All games

Page 4/13
as of Dec 04, 2022

#3 HAWTHORNE, Isaiah

Opponent	Date	GS	MIN	Total		3-Pointers		Free throws		Rebounds			PF	A TO	BLK	STL	PTS	AVG	
				FG-FGA	PCT	3FG-3FGA	PCT	FT-FTA	PCT	OFF	DEF	TOT							AVG
Texas Southern	11/07/2022		17:18	4-6	.667	2-4	.500	0-2	.000	1	5	6	3.0	3	0	1	0	10	10.0
Cal Poly	11/10/2022		05:02	0-0	.000	0-0	.000	0-0	.000	0	0	0	0.0	1	0	0	0	0	5.0
UC Merced	11/13/2022		08:28	0-0	.000	0-0	.000	0-0	.000	1	0	1	2.3	1	1	0	0	0	3.3
at Fresno St.	11/16/2022		17:26	1-7	.143	0-3	.000	0-0	.000	0	3	3	2.5	2	2	0	0	2	3.0
vs UNI	11/21/2022		11:03	3-6	.500	1-2	.500	0-0	.000	1	3	4	2.8	1	0	0	0	7	3.8
vs Wichita St.	11/22/2022		13:15	3-4	.750	2-3	.667	0-0	.000	1	0	1	2.5	2	0	1	0	8	4.5
at Davidson	11/25/2022		13:13	2-3	.667	1-2	.500	0-0	.000	0	0	0	1.0	2	1	1	1	5	4.6
Little Rock	11/30/2022		21:50	5-9	.556	2-4	.500	0-0	.000	0	5	5	2.5	4	1	1	1	12	5.5
Totals			0 107:35	18-35	.514	8-18	.444	0-2	.000	4	16	20	2.5	15	5	4	2	44	5.5

Player Averages

Games Played	Minutes/ game	Points/ game	FG Pct	3FG Pct	FT Pct	Rebounds/ game	Assists/ game	Turnovers/ game	Assist/Turnover ratio	Steals/ game	Blocks/ game
8	13.4	5.5	51.4	44.4	0.0	2.5	0.6	0.5	1.3	0.3	0.3



FAST FIVE...

- 1) Born August 28, 2001
- 2) Rated a three-star prospect according to Rivals.com and 247sports.com
- 3) Says that Mexican food is his favorite food
- 4) His favorite sport other than basketball is baseball and is a Giants fan.
- 5) Says the Jordan I's are his favorite shoes.

GERLUFSEN ON HAWTHORNE...

CAREER YEAR-BY-YEAR STATISTICS

Year	GP	GS	Min	Avg	FG	FGA	Pct	3FG	3FGA	Pct	FT	FTA	Pct	Off	Def	Tot	Avg	PF	FO	Ast	TO	Blk	Stl	Pts	Avg
2020-21	17	0	121	7.1	11	38	.289	4	25	.160	7	8	.875	7	15	22	1.3	17	0	2	13	1	3	33	1.9
2021-22																									
TOTAL	17	0	121	7.1	11	38	.289	4	25	.160	7	8	.875	7	15	22	1.3	17	0	2	13	1	3	33	1.9



SABA GIGIBERIA (Gee-gee-bear-ee-uh)

Sophomore • Center • 7-2 • 248 • Tbilisi, Georgia • Georgia Tech

SEASON STATS

PPG	RPG	APG	FG%	3FG%	FT%
4.8	4.5	0.9	42.9	14.3	77.8

LAST GAME vs. Little Rock (11/30/22)

MIN	PTS	REBS	ASTS	BLKS	STLS
15	8	5	2	1	1

Saw action in 15 games, averaging 7.8 minutes, 2.5 points and 2.3 rebounds at Georgia Tech in 2021-22...Received first career start against Wake Forest (1/19), scoring career-high eight points, career-high 16:47 court time...Followed with eight points in six minutes against Clayton State...Notched six points and six rebounds at Duke in 14:06 minutes, four points and four rebounds at UNC in 14:01, his previous long stints

Career Honors:

Season Highs:

Points	--
Minutes	--
Field Goals Made	--
Field Goal Attempts	--
3-Point Field Goals Made	--
3-Point Field Goal Attempts	--
Free Throws Made	--
Free Throw Attempts	--
Rebounds	--
Assists	--
Blocks	--
Steals	--

Career Highs (at USF)

Points	--
Minutes	--
Field Goals Made	--
Field Goal Attempts	--
3-Point Field Goals Made	--
3-Point Field Goal Attempts	--
Free Throws Made	--
Free Throw Attempts	--
Rebounds	--
Assists	--
Blocks	--
Steals	--

Miscellaneous

	So.	Jr.	Sr.	Car
Double-Double	0	0	0	0
10+ Points	2	0	0	0
20+ Points	0	0	0	0
30+ Points	0	0	0	0
5+ Rebounds	1	0	0	0
10+ Rebounds	0	0	0	0
5+ Assists	0	0	0	0
3+ 3PT FG	3	0	0	0
3+ Steals	0	0	0	0
2+ Blocks	0	0	0	0
Led Team in Pts	0	0	0	0
Led Team in Reb.	0	0	0	0
Led Team in Ast:	0	0	0	0
Led Team in Blocks:	0	0	0	0
Led Team in Steals	0	0	0	0



2022-23 San Francisco Men's Basketball
Individual Game-by-Game
All games

Page 5/13
as of Dec 04, 2022

#5 GIGIBERIA, Saba

Opponent	Date	GS	MIN	Total		3-Pointers		Free throws		Rebounds			PF	A	TO	BLK	STL	PTS	AVG	
				FG-FGA	PCT	3FG-3FGA	PCT	FT-FTA	PCT	OFF	DEF	TOT								AVG
Texas Southern	11/07/2022	*	11:32	2-3	.667	0-1	.000	2-2	1.000	1	4	5	5.0	2	0	1	0	1	6	6.0
Cal Poly	11/10/2022	*	18:46	2-4	.500	0-1	.000	2-2	1.000	3	5	8	6.5	4	1	5	3	2	6	6.0
UC Merced	11/13/2022	*	13:33	3-6	.500	0-1	.000	0-0	.000	1	2	3	5.3	1	1	3	0	1	6	6.0
at Fresno St.	11/16/2022	*	07:54	1-3	.333	1-1	1.000	0-0	.000	2	2	4	5.0	1	0	1	1	0	3	5.3
vs UNI	11/21/2022	*	06:47	1-3	.333	0-1	.000	0-0	.000	0	1	1	4.2	3	1	0	0	1	2	4.6
vs Wichita St.	11/22/2022	*	12:18	1-4	.250	0-1	.000	1-1	1.000	0	5	5	4.3	1	1	1	0	1	3	4.3
at Davidson	11/25/2022	*	09:18	2-4	.500	0-0	.000	0-0	.000	2	3	5	4.4	2	1	0	2	1	4	4.3
Little Rock	11/30/2022	*	15:33	3-8	.375	0-1	.000	2-4	.500	3	2	5	4.5	1	2	1	1	1	8	4.8
Totals			8	95:41	15-35	.429	1-7	.143	7-9	.778	12	24	36	4.5	15	7	12	7	8	4.8

Player Averages

Games Played	Minutes/game	Points/game	FG Pct	3FG Pct	FT Pct	Rebounds/game	Assists/game	Turnovers/game	Assist/Turnover ratio	Steals/game	Blocks/game
8	12.0	4.8	42.9	14.3	77.8	4.5	0.9	1.5	0.6	1.0	0.9



FAST FIVE...

GOLDEN ON WEEKS...

CAREER YEAR-BY-YEAR STATISTICS

Year	GP	GS	Min	Avg	FG	FGA	Pct	3FG	3FGA	Pct	FT	FTA	Pct	Off	Def	Tot	Avg	PF	FO	Ast	TO	Blk	Stl	Pts	Avg
------	----	----	-----	-----	----	-----	-----	-----	------	-----	----	-----	-----	-----	-----	-----	-----	----	----	-----	----	-----	-----	-----	-----



TONI ROČAK (Row-chak)

Graduate Student • Forward • 6-9 • 220 • Geneva, Switzerland • UC San Diego

SEASON STATS

PPG	RPG	APG	FG%	3FG%	FT%
3.4	2.4	0.6	42.1	25.0	43.8

LAST GAME vs. Little Rock (11/30/22)

MIN	PTS	REBS	ASTS	BLKS	STLS
10	0	2	1	0	1

Earned All-Big West Honorable Mention recognition...Led the Tritons in both scoring (15.1 points per game) and rebounding (6.5 per contest) for the second consecutive season...Recognized on the All-Triton Scholar Athlete Team...Named Big West Player of the Week twice (Jan.3 and Nov. 15)...Named UCSD Tritons.com Athlete of the Week (Nov. 15)...Scored a career-high 34 points in UC San Diego's win over UC Santa Barbara (Dec. 30)

Career Honors

Season Highs:

Points	--
Minutes	--
Field Goals Made	--
Field Goal Attempts	--
3-Point Field Goals Made	--
3-Point Field Goal Attempts	--
Free Throws Made	--
Free Throw Attempts	--
Rebounds	--
Assists	--
Blocks	--
Steals	--

Career Highs

Points	--
Minutes	--
Field Goals Made	--
Field Goal Attempts	--
3-Point Field Goals Made	--
3-Point Field Goal Attempts	--
Free Throws Made	--
Free Throw Attempts	--
Rebounds	--
Assists	--
Blocks	--
Steals	--

Miscellaneous

	Fr.	So.	Car.
Double-Double	0	0	0
10+ Points	0	0	0
20+ Points	0	0	0
30+ Points	0	0	0
5+ Rebounds	0	0	0
10+ Rebounds	0	0	0
5+ Assists	0	0	0
3+ 3PT FG	0	0	0
3+ Steals	0	0	0
2+ Blocks	0	0	0
Led Team in Pts	0	0	0
Led Team in Reb.	0	0	0
Led Team in Ast.	0	0	0
Led Team in Blocks:	0	0	0
Led Team in Steals	0	0	0



2022-23 San Francisco Men's Basketball Individual Game-by-Game All games

Page 6/13
as of Dec 04, 2022

#10 ROČAK, Toni

Opponent	Date	GS	MIN	Total		3-Pointers		Free throws		Rebounds			PF	A	TO	BLK	STL	PTS	AVG
				FG-FGA	PCT	3FG-3FGA	PCT	FT-FTA	PCT	OFF	DEF	TOT							
Texas Southern	11/07/2022		15:29	3-3	1.000	0-0	.000	1-2	.500	1	2	3	3.0	3	1	3	1	7	7.0
Cal Poly	11/10/2022		11:26	2-3	.667	0-0	.000	3-6	.500	0	1	1	2.0	4	0	2	0	7	7.0
UC Merced	11/13/2022		12:54	1-5	.200	0-1	.000	1-2	.500	1	1	2	2.0	1	0	2	0	3	5.7
at Fresno St.	11/16/2022		11:50	0-1	.000	0-1	.000	0-2	.000	2	2	4	2.5	0	1	2	0	0	4.3
vs UNI	11/21/2022		10:13	0-2	.000	0-0	.000	0-0	.000	1	1	2	2.4	0	1	0	0	1	3.4
at Davidson	11/25/2022		10:10	0-3	.000	0-1	.000	1-2	.500	1	2	3	2.5	1	0	1	0	1	3.0
Little Rock	11/30/2022		10:10	2-2	1.000	1-1	1.000	1-2	.500	1	0	1	2.3	2	1	1	1	0	6.3
Totals			0 82:12	8-19	.421	1-4	.250	7-16	.438	7	9	16	2.3	11	4	11	2	4	3.4

Player Averages

Games Played	Minutes/ game	Points/ game	FG Pct	3FG Pct	FT Pct	Rebounds/ game	Assists/ game	Turnovers/ game	Assist/Turnover ratio	Steals/ game	Blocks/ game
7	11.7	3.4	42.1	25.0	43.8	2.3	0.6	1.6	0.4	0.6	0.3



FAST FIVE...

GERLUFSEN ON ROČAK...

CAREER YEAR-BY-YEAR STATISTICS

Year	GP	GS	Min	Avg	FG	FGA	Pct	3FG	3FGA	Pct	FT	FTA	Pct	Off	Def	Tot	Avg	PF	F0	Ast	T0	Blk	Stl	Pts	Avg
2019-20	34	24	698	20.5	56	119	.471	9	26	.346	29	33	.879	59	128	187	5.5	93	3	35	62	8	13	150	4.4
2020-21	25	21	694	27.8	44	119	.370	24	69	.348	15	19	.789	36	91	127	5.1	77	2	40	43	14	15	127	5.1
TOTAL	59	45	1351	23.6	100	238	.420	33	95	.347	44	52	.846	95	219	314	5.3	170	5	75	105	22	28	277	4.7



JOSH KUNEN (Koo-nen)

Junior • Forward • 6-8 • 210 • Melbourne, Australia • Centre of Excellence

SEASON STATS

PPG	RPG	APG	FG%	3FG%	FT%
6.6	5.0	1.0	51.4	45.8	57.1

LAST GAME vs. Little Rock (11/30/22)

MIN	PTS	REBS	ASTS	BLKS	STLS
14	3	3	2	1	0

Played in 34 games, started in 2 games in 2021-22...averaged 4.3 points per game...received his first start of the year in the semifinal round of the WCC Tournament...Shot 30 percent from behind the arc (25-82)...shot 40 percent overall from the field (49-121)...Averaged 3.3 rebounds per game with a total of 113 rebounds...recorded a total of 27 assists...Recorded a season high in minutes played in a game (33) against Towson

Career Honors

Season Highs:

Points	--
Minutes	--
Field Goals Made	--
Field Goal Attempts	--
3-Point Field Goals Made	--
3-Point Field Goal Attempts	--
Free Throws Made	--
Free Throw Attempts	--
Rebounds	--
Assists	--
Blocks	--
Steals	--

Career Highs

Points	--
Minutes	--
Field Goals Made	--
Field Goal Attempts	--
3-Point Field Goals Made	--
3-Point Field Goal Attempts	--
Free Throws Made	--
Free Throw Attempts	--
Rebounds	--
Assists	--
Blocks	--
Steals	--

Miscellaneous

	*Fr.	*So.	Jr.	Car
Double-Double	0	0	0	0
10+ Points	0	0	0	0
20+ Points	0	0	0	0
30+ Points	0	0	0	0
5+ Rebounds	0	0	0	0
10+ Rebounds	0	0	0	0
5+ Assists	0	0	0	0
3+ 3PT FG	0	0	0	0
3+ Steals	0	0	0	0
2+ Blocks	0	0	0	0
Led Team in Pts	0	0	0	0
Led Team in Reb.	0	0	0	0
Led Team in Ast.	0	0	0	0
Led Team in Blocks	0	0	0	0
Led Team in Steals	0	0	0	0



2022-23 San Francisco Men's Basketball
Individual Game-by-Game
All games

Page 7/13
as of Dec 04, 2022

#11 KUNEN, Josh

JAY KOWEN, JR.																					
Opponent	Date	GS	MIN	FG-FGA	PCT	3FG-3FGA	PCT	FT-FTA	PCT	OFF	DEF	TOT	AVG	PF	A	TO	BLK	STL	PTS	AVG	
Texas Southern	11/07/2022	*	21:08	2-2	1.000	1-1	1.000	0-0	.000	1	6	7	7.0	3	0	2	0	0	5	5.0	
Cal Poly	11/10/2022	*	24:31	3-7	.429	0-2	.000	2-3	.667	2	3	5	6.0	2	0	1	0	0	8	6.5	
UC Merced	11/13/2022	*	19:32	3-5	.600	2-4	.500	2-2	1.000	3	2	5	5.7	1	4	0	0	1	10	7.7	
at Fresno St.	11/16/2022	*	11:50	1-6	.167	1-6	.167	0-0	.000	1	2	3	5.0	5	0	1	2	0	3	6.5	
vs UNI	11/21/2022	*	21:37	1-4	.250	0-2	.000	0-0	.000	0	4	4	4.8	1	2	2	0	1	2	5.6	
vs Wichita St.	11/22/2022	*	32:52	5-6	.833	5-5	1.000	0-2	.000	1	6	7	5.2	0	0	1	0	0	15	7.2	
at Davidson	11/25/2022	*	27:19	3-5	.600	1-2	.500	0-0	.000	3	3	6	5.3	4	0	2	0	0	7	7.1	
Little Rock	11/30/2022	*	13:21	1-2	.500	1-2	.500	0-0	.000	0	3	3	5.0	0	2	4	1	0	3	6.6	
			8	172:10	19-37	.514	11-24	.458	4-7	.571	11	29	40	5.0	16	8	13	3	2	53	6.6

Player Averages

Games Played	Minutes/game	Points/game	FG Pct	3FG Pct	FT Pct	Rebounds/game	Assists/game	Turnovers/game	Assist/Turnover ratio	Steals/game	Blocks/game
8	21.5	6.6	51.4	45.8	57.1	5.0	1.0	1.6	0.6	0.3	0.4



FAST FIVE...

GERLUFSEN ON KUNEN...

CAREER YEAR-BY-YEAR STATISTICS

Year	GP	GS	Min	Avg	FG	FGA	Pct	FG	FGA	Pct	FT	FTA	Pct	Off	Def	Tot	Avg	PF	FO	Ast	TO	Blk	Stl	Pts	Avg
------	----	----	-----	-----	----	-----	-----	----	-----	-----	----	-----	-----	-----	-----	-----	-----	----	----	-----	----	-----	-----	-----	-----



JUSTIN BIEKER (BEE-kerr)

R-Freshman • Guard • 6-5 • 180 • Portland, Ore. • Jesuit HS

SEASON STATS (19-20)

PPG	RPG	APG	FG%	3FG%	FT%
0.0	0.3	0.0	0.0	0.0	0.0

LAST GAME vs. Little Rock (11/30/22)

MIN	PTS	REBS	ASTS	BLKS	STLS
2	0	1	0	0	0

Played in 10 games in 2021-22...recorded a total of 8 points, 7 rebounds and 2 assists...Scored a season-high 3 points in USF's 111-78 win over Academy of Art (12/18/21)...hit the three-pointer that broke the single game program record for most three-pointers as a team (20)...also tied his season-highs of 2 rebounds and 1 assist, set a season-high with 1 steal

Career Honors

Season Highs:

Points	--
Minutes	--
Field Goals Made	--
Field Goal Attempts	--
3-Point Field Goals Made	--
3-Point Field Goal Attempts	--
Free Throws Made	--
Free Throw Attempts	--
Rebounds	--
Assists	--
Blocks	--
Steals	--

Career Highs

Points	--
Minutes	--
Field Goals Made	--
Field Goal Attempts	--
3-Point Field Goals Made	--
3-Point Field Goal Attempts	--
Free Throws Made	--
Free Throw Attempts	--
Rebounds	--
Assists	--
Blocks	--
Steals	--

Miscellaneous

	Fr.	Car
Double-Double	--	--
10+ Points	--	--
20+ Points	--	--
30+ Points	--	--
5+ Rebounds	1	1
10+ Rebounds	--	--
5+ Assists	--	--
3+ 3PT FG	--	--
3+ Steals	--	--
2+ Blocks	--	--
Led Team in Pts	--	--
Led Team in Reb.	--	--
Led Team in Ast.	--	--
Led Team in Steals	--	--
Led Team in Blocks	--	--



2022-23 San Francisco Men's Basketball
Individual Game-by-Game
All games

Page 8/13
as of Dec 04, 2022

#12 BIEKER, Justin

Opponent	Date	GS	MIN	FG-FGA	PCT	3FG-3FGA	PCT	FT-FTA	PCT	OFF	DEF	TOT	AVG	PF	A	TO	BLK	STL	PTS	AVG
UC Merced	11/13/2022		01:57	0-0	.000	0-0	.000	0-0	.000	0	0	0	0.0	0	0	0	0	0	0	0.0
at Davidson	11/25/2022		00:23	0-0	.000	0-0	.000	0-0	.000	0	0	0	0.0	0	0	0	0	0	0	0.0
Little Rock	11/30/2022		01:54	0-1	.000	0-1	.000	0-0	.000	1	0	1	0.3	0	0	0	0	0	0	0.0
Totals			04:14	0-1	.000	0-1	.000	0-0	.000	1	0	1	0.3	0	0	0	0	0	0	0.0

Player Averages

Games Played	Minutes/ game	Points/ game	FG Pct	3FG Pct	FT Pct	Rebounds/ game	Assists/ game	Turnovers/ game	Assist/Turnover ratio	Steals/ game	Blocks/ game
3	1.4	0.0	0.0	0.0	0.0	0.3	0.0	0.0	0.0	0.0	0.0



FAST FIVE...

- 1) Born August 23, 2000
- 2) Parents are Neil and Jacqui.
- 3) From Portland, Ore., but also lived in Australia and Singapore. His mother is an Australian citizen.
- 4) His favorite basketball player is Devin Booker
- 5) Says Kanye West is his favorite musical artist.

GERLUFSEN ON BIEKER...

CAREER YEAR-BY-YEAR STATISTICS

Year	GP	GS	Min	Avg	FG	FGA	Pct	3FG	3FGA	Pct	FT	FTA	Pct	Off	Def	Tot	Avg	PF	FO	Ast	TO	Blk	Stl	Pts	Avg
2020-21	5	0	18	3.6	1	5	.200	0	3	.000	0	1	.000	0	5	5	1.0	3	0	1	1	0	0	2	0.4
TOTAL	5	0	18	3.6	1	5	.200	0	3	.000	0	1	.000	0	5	5	1.0	3	0	1	1	0	0	2	0.4



Zane MEEKS

Junior • Forward • 6-9 • 220 • Prairie Village, Kan. • Nevada

SEASON STATS

PPG	RPG	APG	FG%	3FG%	FT%
11.9	6.4	0.9	40.8	25.6	76.7

LAST GAME vs. Little Rock (11/30/22)

MIN	PTS	REBS	ASTS	BLKS	STLS
15	14	4	1	0	1

Played in 27 games.... Averaged 14.0 minutes per contest with 5.0 points per game, 2.3 rebounds per game and 0.7 assists per game...Made his USF debut against LIU (11/9/21) by tallying 6 points on 2-of-6 from the floor...also grabbed one offensive rebound in nine minutes played against the Sharks...Shot 32 percent from behind-the-arc (32-100)...shot 35 percent overall from the field (45-128)...Recorded a season-high of 15 points in USF's 67-66 win at Arizona State (12/19/21)...finished 5-of-7 from the field and 5-of-6 from distance...also added 5 rebounds, 2 steals and 1 block

Career Honors:

Season Highs:

Points	--
Minutes	--
Field Goals Made	--
Field Goal Attempts	--
3-Point Field Goals Made	--
3-Point Field Goal Attempts	--
Free Throws Made	--
Free Throw Attempts	--
Rebounds	--
Assists	--
Blocks	--
Steals	--

Career Highs (at USF)

Points	15	12/19/21 vs. Arizona State
Minutes	27	1/8/22 vs. San Diego
Field Goals Made	5	12/19/21 vs. Arizona State
Field Goal Attempts	9	1/6/22 vs. Loyola Chicago
3-Point Field Goals Made	5	12/19/21 vs. Arizona State
3-Point Field Goal Attempts	7	1/6/22 vs. Loyola Chicago
Free Throws Made	2	2/10/22 vs. Pepperdine
Free Throw Attempts	2	2/10/22 vs. Pepperdine
Rebounds	5	2/10/22 vs. Pepperdine
Assists	3	1/29/22 vs. Santa Clara
Blocks	2	1/29/22 vs. Santa Clara
Steals	2	12/19/21 vs. Arizona State

Miscellaneous

	*Fr.	*So.	Jr.	Car
Double-Double	0	0	0	0
10+ Points	0	0	0	0
20+ Points	0	0	0	0
30+ Points	0	0	0	0
5+ Rebounds	0	0	0	0
10+ Rebounds	0	0	0	0
5+ Assists	0	0	0	0
3+ 3PT FG	0	0	0	0
3+ Steals	0	0	0	0
2+ Blocks	0	0	0	0
Led Team in Pts	0	0	0	0
Led Team in Reb.	0	0	0	0
Led Team in Ast:	0	0	0	0
Led Team in Blocks:	0	0	0	0
Led Team in Steals	0	0	0	0



2022-23 San Francisco Men's Basketball
Individual Game-by-Game
All games

Page 9/13
as of Dec 04, 2022

#15 MEEKS, Zane

Opponent	Date	GS	MIN	FG-FGA	PCT	3FG-3FGA	PCT	FT-FTA	PCT	OFF	DEF	TOT	AVG	PF	A	TO	BLK	STL	PTS	AVG
Texas Southern	11/07/2022		18:59	5-9	.556	1-4	.250	5-6	.833	2	4	6	6.0	2	1	1	0	0	16	16.0
Cal Poly	11/10/2022		22:16	0-5	.000	0-4	.000	3-4	.750	0	3	3	4.5	2	0	1	2	0	3	9.5
UC Merced	11/13/2022		18:32	4-12	.333	1-5	.200	0-1	.000	4	5	9	6.0	1	0	1	0	0	9	9.3
at Fresno St.	11/16/2022		27:05	8-15	.533	1-5	.200	3-3	1.000	4	6	10	7.0	3	1	3	2	0	20	12.0
vs UNI	11/21/2022		29:29	3-12	.250	2-7	.286	4-6	.667	2	9	11	7.8	3	0	0	1	0	12	12.0
vs Wichita St.	11/22/2022		27:42	3-10	.300	0-4	.000	2-2	1.000	3	3	6	7.5	3	3	3	2	0	8	11.3
at Davidson	11/25/2022		16:48	4-8	.500	3-7	.429	2-4	.500	2	0	2	6.7	3	1	1	1	0	13	11.6
Little Rock	11/30/2022		14:35	4-5	.800	2-3	.667	4-4	1.000	1	3	4	6.4	3	1	1	0	1	14	11.9
Totals		0	175:25	31-76	.408	10-39	.256	23-30	.767	18	33	51	6.4	20	7	11	8	1	95	11.9

Player Averages

Games Played	Minutes/ game	Points/ game	FG Pct	3FG Pct	FT Pct	Rebounds/ game	Assists/ game	Turnovers/ game	Assist/Turnover ratio	Steals/ game	Blocks/ game
8	21.9	11.9	40.8	25.6	76.7	6.4	0.9	1.4	0.6	0.1	1.0




FAST FIVE...

GERLUFSEN ON MEEKS...

CAREER YEAR-BY-YEAR STATISTICS

Year	GP	GS	Min	Avg	FG	FGA	Pct	3FG	3FGA	Pct	FT	FTA	Pct	Off	Def	Tot	Avg	PF	FO	Ast	TO	Blk	Stl	Pts	Avg
------	----	----	-----	-----	----	-----	-----	-----	------	-----	----	-----	-----	-----	-----	-----	-----	----	----	-----	----	-----	-----	-----	-----



NDEWEDO **NEWBURY** (Dway-doh New-berry)

Sophomore • Forward • 6-7 • 238 • London, England • The Loomis Chaffee School

SEASON STATS

PPG	RPG	APG	FG%	3FG%	FT%
--	--	--	--	--	--

LAST GAME vs. Little Rock (11/30/22)

MIN	PTS	REBS	ASTS	BLKS	STLS
--	--	--	--	--	--

Played in 11 total games averaging 2.1 minutes per game...Made his USF debut with 6 points in 4 minutes played in USF's 98-64 season-opening win over LIU (11/9/21)...also tallied season-highs in rebounds (2), assists (1) and free throws (4-of-4) against the Sharks...Also scored 4 points in USF's 105-61 win over Pepperdine (2/10/22)... registered a season-high 2 blocks in the victory

Career Honors:

Season Highs:

Points	--
Minutes	--
Field Goals Made	--
Field Goal Attempts	--
3-Point Field Goals Made	--
3-Point Field Goal Attempts	--
Free Throws Made	--
Free Throw Attempts	--
Rebounds	--
Assists	--
Blocks	--
Steals	--

Career Highs:

Points	6	2/21/22 at Pacific
Minutes	4	11/09/21 vs. LIU
Field Goals Made	2	2/21/22 at Pacific
Field Goal Attempts	2	2/21/22 at Pacific
3-Point Field Goals Made	1	2/21/22 at Pacific
3-Point Field Goal Attempts	1	2/21/22 at Pacific
Free Throws Made	4	11/09/21 vs. LIU
Free Throw Attempts	4	11/09/21 vs. LIU
Rebounds	2	11/09/21 vs. LIU
Assists	1	11/09/21 vs. LIU
Blocks	2	2/10/22 vs. Pepperdine
Steals	1	1/22/22 at Pepperdine

Miscellaneous

	*Fr.	*So.	Jr.	Car
Double-Double	0	0	0	0
10+ Points	0	0	0	0
20+ Points	0	0	0	0
30+ Points	0	0	0	0
5+ Rebounds	0	0	0	0
10+ Rebounds	0	0	0	0
5+ Assists	0	0	0	0
3+ 3PT FG	0	0	0	0
3+ Steals	0	0	0	0
2+ Blocks	0	0	0	0
Led Team in Pts	0	0	0	0
Led Team in Reb.	0	0	0	0
Led Team in Ast:	0	0	0	0
Led Team in Blocks:	0	0	0	0
Led Team in Steals	0	0	0	0

FAST FIVE...

GERLUFSEN ON NEWBURY...

CAREER YEAR-BY-YEAR STATISTICS

Year	GP	GS	Min	Avg	FG	FGA	Pct	3FG	3FGA	Pct	FT	FTA	Pct	Off	Def	Tot	Avg	PF	FO	Ast	TO	Blk	Stl	Pts	Avg
------	----	----	-----	-----	----	-----	-----	-----	------	-----	----	-----	-----	-----	-----	-----	-----	----	----	-----	----	-----	-----	-----	-----



BRYCE WHITAKER

Junior • Guard • 6-0 • 170 • Los Angeles, Calif. • Lamar Community College

SEASON STATS

PPG	RPG	APG	FG%	3FG%	FT%
0.0	0.0	0.0	0.0	0.0	0.0

LAST GAME vs. Little Rock (11/30/22)

MIN	PTS	REBS	ASTS	BLKS	STLS
1	0	0	0	0	0

Played in 2 total games in 2021-22...made his Division I debut in USF's season opener against LIU (11/9/21)...Scored his first basket as a Don by sinking 1-of-2 from the free throw line against LIU... also tallied two steals...Recorded a season-high 2 minutes played in USF's 104-71 road win at Pacific (2/21/22)

Career Honors:

Season Highs:

Points	--
Minutes	--
Field Goals Made	--
Field Goal Attempts	--
3-Point Field Goals Made	--
3-Point Field Goal Attempts	--
Free Throws Made	--
Free Throw Attempts	--
Rebounds	--
Assists	--
Blocks	--
Steals	--

Career Highs (at USF)

Points	23	11/26/21 vs. UAB
Minutes	37	11/26/21 vs. UAB
Field Goals Made	10	1/6/22 vs. Loyola Chicago
Field Goal Attempts	15	12/4/21 vs. UNLV
3-Point Field Goals Made	1	11/11/21 vs. Prairie View A&M
3-Point Field Goal Attempts	2	11/15/21 vs. Samford
Free Throws Made	4	12/4/21 vs. UNLV
Free Throw Attempts	7	11/15/21 vs. Samford
Rebounds	17	1/8/22 vs. San Diego
Assists	4	12/28/21 vs. Academy of Art
Blocks	7	1/27/22 vs. Saint Mary's
Steals	2	1/20/22 vs. No. 1/1 Gonzaga

Miscellaneous

	*Fr.	*So.	Jr.	Car
Double-Double	0	0	0	0
10+ Points	0	0	0	0
20+ Points	0	0	0	0
30+ Points	0	0	0	0
5+ Rebounds	0	0	0	0
10+ Rebounds	0	0	0	0
5+ Assists	0	0	0	0
3+ 3PT FG	0	0	0	0
3+ Steals	0	0	0	0
2+ Blocks	0	0	0	0
Led Team in Pts	0	0	0	0
Led Team in Reb.	0	0	0	0
Led Team in Ast.	0	0	0	0
Led Team in Blocks:	0	0	0	0
Led Team in Steals	0	0	0	0



2022-23 San Francisco Men's Basketball
Individual Game-by-Game
All games

Page 10/13
as of Dec 04, 2022

#30 WHITAKER, Bryce


Opponent	Date	GS	MIN	FG-FGA	PCT	Total 3FG-3FGA	PCT	Free throws FT-FTA	PCT	Rebounds OFF DEF TOT AVG	PF	A TO	BLK	STL	PTS	AVG
UC Merced	11/13/2022		00:50	0-0	.000	0-0	.000	0-0	.000	0 0 0 0.0	0	0 0	0	0	0 0.0	
Little Rock	11/30/2022		00:50	0-0	.000	0-0	.000	0-0	.000	0 0 0 0.0	0	0 0	0	0	0 0.0	
Totals			0 01:40	0-0	.000	0-0	.000	0-0	.000	0 0 0 0.0	0	0 0	0	0	0 0.0	

Player Averages


Games Played	Minutes/ game	Points/ game	FG Pct	3FG Pct	FT Pct	Rebounds/ game	Assists/ game	Turnovers/ game	Assist/Turnover ratio	Steals/ game	Blocks/ game
2	0.8	0.0	0.0	0.0	0.0	0.0	0.0	0.0	0.0	0.0	0.0



FAST FIVE...



GERLUFSEN ON WHITAKER...



CAREER YEAR-BY-YEAR STATISTICS

Year	GP	GS	Min	Avg	FG	FGA	Pct	3FG	3FGA	Pct	FT	FTA	Pct	Off	Def	Tot	Avg	PF	FO	Ast	TO	Blk	Stl	Pts	Avg
------	----	----	-----	-----	----	-----	-----	-----	------	-----	----	-----	-----	-----	-----	-----	-----	----	----	-----	----	-----	-----	-----	-----



JONAS **VISSER** (Yo-nuss Viss-er)

Junior • Center • 6-10 • 240 • Amsterdam, Netherlands. • Centre For Sports & Education

SEASON STATS

PPG	RPG	APG	FG%	3FG%	FT%
--	--	--	--	--	--

LAST GAME vs. Little Rock (11/30/22)

MIN	PTS	REBS	ASTS	BLKS	STLS
--	--	--	--	--	--

Played in 5 games in 2021-22...recorded a total of 2 points and 4 rebounds...Scored a season-high 2 points in USF's 111-78 win over Academy of Art (12/28/21)...Set a season-high with 3 minutes played twice (vs. Academy of Art, at Pacific)

Career Honors:

Season Highs:**Season Highs:**

Points	--	--
Minutes	--	--
Field Goals Made	--	--
Field Goal Attempts	--	--
3-Point Field Goals Made	--	--
3-Point Field Goal Attempts	--	--
Free Throws Made	--	--
Free Throw Attempts	--	--
Rebounds	--	--
Assists	--	--
Blocks	--	--
Steals	--	--

Career Highs:

Points	1	11/09/21 vs. LIU
Minutes	1	11/09/21 vs. LIU
Field Goals Made	0	11/09/21 vs. LIU
Field Goal Attempts	1	11/09/21 vs. LIU
3-Point Field Goals Made	0	11/09/21 vs. LIU
3-Point Field Goal Attempts	0	11/09/21 vs. LIU
Free Throws Made	1	11/09/21 vs. LIU
Free Throw Attempts	2	11/09/21 vs. LIU
Rebounds	0	11/09/21 vs. LIU
Assists	0	11/09/21 vs. LIU
Blocks	0	11/09/21 vs. LIU
Steals	2	11/09/21 vs. LIU

Miscellaneous

	*Fr.	*So.	Jr.	Car
Double-Double	0	0	0	0
10+ Points	0	0	0	0
20+ Points	0	0	0	0
30+ Points	0	0	0	0
5+ Rebounds	0	0	0	0
10+ Rebounds	0	0	0	0
5+ Assists	0	0	0	0
3+ 3PT FG	0	0	0	0
3+ Steals	0	0	0	0
2+ Blocks	0	0	0	0
Led Team in Pts	0	0	0	0
Led Team in Reb.	0	0	0	0
Led Team in Ast:	0	0	0	0
Led Team in Blocks:	0	0	0	0
Led Team in Steals	0	0	0	0

FAST FIVE...

GERLUFSEN ON VISSER...

CAREER YEAR-BY-YEAR STATISTICS

Year	GP	GS	Min	Avg	FG	FGA	Pct	3FG	3FGA	Pct	FT	FTA	Pct	Off	Def	Tot	Avg	PF	FO	Ast	TO	Blk	Stl	Pts	Avg
------	----	----	-----	-----	----	-----	-----	-----	------	-----	----	-----	-----	-----	-----	-----	-----	----	----	-----	----	-----	-----	-----	-----



VOLODYMYR MARKOVETSKYY (Vol-oh-deh-meer Mar-koh-vet-skee)

Junior • Center • 7-2 • 270 • Truskavets, Ukraine • Washington State

SEASON STATS

PPG	RPG	APG	FG%	3FG%	FT%
3.9	2.0	0.0	91.7	--	90.0

LAST GAME vs. Little Rock (11/30/22)

MIN	PTS	REBS	ASTS	BLKS	STLS
8	4	2	0	0	0

Played in 26 games with an average of 6.6 minutes per game...recorded a total of 48 points for an average of 1.8 points per game... shot 64.3 percent from the field overall (18-28)...Tallied a season-high 8 points in his USF debut against LIU (11/9/21) on 4-of-6 from the floor...Flirted with a double-double by logging 7 points and 7 rebounds in 14 minutes of action in USF's 104-71 win at Pacific (2/21/22)

Career Honors:

Season Highs:

Points	--
Minutes	--
Field Goals Made	--
Field Goal Attempts	--
3-Point Field Goals Made	--
3-Point Field Goal Attempts	--
Free Throws Made	--
Free Throw Attempts	--
Rebounds	--
Assists	--
Blocks	--
Steals	--

Career Highs

Points	9	vs. Long Beach State (12/10/20)
Minutes	19	vs. San Diego (12/31/20)
Field Goals Made	4	vs. Long Beach State (12/10/20)
Field Goal Attempts	7	at No. 1 Gonzaga (1/2/21)
3-Point Field Goals Made	1	at Nevada (12/2/20)
3-Point Field Goal Attempts	1	at Nevada (12/2/20)
Free Throws Made	2	2x, last vs. San Diego (12/31/20)
Free Throw Attempts	2	2x, last vs. San Diego (12/31/20)
Rebounds	5	vs. Long Beach State (12/10/20)
Assists	1	2x, last vs. LBSU (12/10/20)
Blocks	2	at Cal Poly (12/4/20)
Steals	1	vs. URI (11/29/20)

Miscellaneous

	Fr.	So.	Car
Double-Double	-	-	0
10+ Points	-	-	0
20+ Points	-	-	0
30+ Points	-	-	0
5+ Rebounds	-	1	1
10+ Rebounds	-	-	0
5+ Assists	-	-	0
3+ 3PT FG	-	-	0
3+ Steals	-	-	0
2+ Blocks	-	-	0
Led Team in Pts	-	-	0
Led Team in Reb.	-	-	0
Led Team in Ast.	-	-	0

Game-by-Game Totals

Game Min FG-FGA PCT 3PT-A PCT FT-A PCT O-D-T PF A TO BLK ST TP



2022-23 San Francisco Men's Basketball
Individual Game-by-Game
All games

Page 11/13
as of Dec 04, 2022

#33 MARKOVETSKYY, Volodymyr

Opponent	Date	GS	MIN	Total			3-Pointers			Free throws			Rebounds			PF	A	TO	BLK	STL	PTS	AVG
				FG	FGA	PCT	3FG	3FGA	PCT	FT	FTA	PCT	OFF	DEF	TOT							
Texas Southern	11/07/2022		07:41	1-1	1.000	0-0	.000	0-0	.000	0	1	1	1.0	3	0	1	0	2	2.0			
Cal Poly	11/10/2022		03:00	0-0	.000	0-0	.000	0-0	.000	0	0	0	0.5	2	0	1	0	0	1.0			
UC Merced	11/13/2022		16:30	8-9	.889	0-0	.000	4-4	1.000	1	3	4	1.7	1	0	0	2	20	7.3			
at Fresno St.	11/16/2022		07:02	0-0	.000	0-0	.000	0-0	.000	1	2	3	2.0	4	1	1	0	0	5.5			
vs UNI	11/21/2022		03:44	0-0	.000	0-0	.000	1-2	.500	1	0	1	1.8	2	0	1	0	1	4.6			
vs Wichita St.	11/22/2022		01:37	0-0	.000	0-0	.000	0-0	.000	1	1	2	1.8	0	0	1	0	0	3.8			
at Davidson	11/25/2022		10:25	2-2	1.000	0-0	.000	0-0	.000	1	2	3	2.0	2	0	1	0	4	3.9			
Little Rock	11/30/2022		08:45	0-0	.000	0-0	.000	4-4	1.000	2	0	2	2.0	0	0	0	0	4	3.9			
Totals			0 58:44	11-12	.917	0-0	.000	9-10	.900	7	9	16	2.0	14	0	6	3	0	31	3.9		

Player Averages

Games Played	Minutes/game	Points/game	FG Pct	3FG Pct	FT Pct	Rebounds/game	Assists/game	Turnovers/game	Assist/Turnover ratio	Steals/game	Blocks/game
8	7.3	3.9	91.7	0.0	90.0	2.0	0.0	0.8	0.0	0.0	0.4



FAST FIVE...

GERLUFSEN ON MARKOVETSKYY...

CAREER YEAR-BY-YEAR STATISTICS

Year	GP	GS	Min	Avg	FG	FGA	Pct	FG	FGA	Pct	FT	FTA	Pct	Off	Def	Tot	Avg	PF	FO	Ast	TO	Blk	Stl	Pts	Avg
2019-20	7	0	28	4.0	2	3	.667	0	0	.000	2	2	1.000	2	1	3	0.4	4	0	1	1	0	0	6	0.9
2020-21	23	2	245	10.7	22	42	.524	1	1	1.000	6	12	.500	15	21	36	1.6	38	0	6	17	2	2	51	2.2
TOTAL	30	2	273	9.1	24	45	.533	1	1	1.000	8	14	.571	17	22	39	1.3	42	0	7	18	2	2	57	1.9



JAKE CIOE (Cee-Oh)

Sophomore • Guard • 6-0 • 175 • Tuscon, Ariz. • Salpointe Catholic High School

SEASON STATS

PPG	RPG	APG	FG%	3FG%	FT%
0.0	0.5	0.0	0.0	0.0	0.0

LAST GAME vs. Little Rock (11/30/22)

MIN	PTS	REBS	ASTS	BLKS	STLS
1	0	0	0	0	0

Walk-on, did not see any game action

Career Honors:

Season Highs:

Points	--	--
Minutes	--	--
Field Goals Made	--	--
Field Goal Attempts	--	--
3-Point Field Goals Made	--	--
3-Point Field Goal Attempts	--	--
Free Throws Made	--	--
Free Throw Attempts	--	--
Rebounds	--	--
Assists	--	--
Blocks	--	--
Steals	--	--

Career Highs (at USF)

Points	8	11/09/21 vs. LIU
Minutes	14	11/13/21 vs. Davidson
Field Goals Made	4	11/09/21 vs. LIU
Field Goal Attempts	6	11/09/21 vs. LIU
3-Point Field Goals Made	0	--
3-Point Field Goal Attempts	0	--
Free Throws Made	2	2/10/22 vs. Pepperdine
Free Throw Attempts	3	11/13/21 vs. Davidson
Rebounds	4	11/13/21 vs. Davidson
Assists	1	11/09/21 vs. LIU
Blocks	1	1/13/22 vs. Loyola Marymount
Steals	1	12/8/21 vs. Fresno State

Miscellaneous

	*Fr.	*So.	Jr.	Car
Double-Double	0	0	0	0
10+ Points	0	0	0	0
20+ Points	0	0	0	0
30+ Points	0	0	0	0
5+ Rebounds	0	0	0	0
10+ Rebounds	0	0	0	0
5+ Assists	0	0	0	0
3+ 3PT FG	0	0	0	0
3+ Steals	0	0	0	0
2+ Blocks	0	0	0	0
Led Team in Pts	0	0	0	0
Led Team in Reb.	0	0	0	0
Led Team in Ast:	0	0	0	0
Led Team in Blocks:	0	0	0	0
Led Team in Steals	0	0	0	0



2022-23 San Francisco Men's Basketball
Individual Game-by-Game
All games

Page 12/13
as of Dec 04, 2022

#45 CIOE, Jake

Opponent	Date	GS	MIN	FG-FGA	PCT	3FG-3FGA	PCT	FT-FTA	PCT	OFF	DEF	TOT	AVG	PF	A	TO	BLK	STL	PTS	AVG
UC Merced	11/13/2022		00:50	0-0	.000	0-0	.000	0-0	.000	0	1	1	1.0	0	0	0	0	0	0	0.0
Little Rock	11/30/2022		00:50	0-0	.000	0-0	.000	0-0	.000	0	0	0	0.5	0	0	0	0	0	0	0.0
Totals			0	01:40	0-0	.000	0-0	.000	0-0	.000	0	1	1	0.5	0	0	0	0	0	0.0

Player Averages

Games Played	Minutes/game	Points/game	FG Pct	3FG Pct	FT Pct	Rebounds/game	Assists/game	Turnovers/game	Assist/Turnover ratio	Steals/game	Blocks/game
2	0.8	0.0	0.0	0.0	0.0	0.5	0.0	0.0		0.0	0.0



FAST FIVE...

GERLUFSEN ON CIOE...

CAREER YEAR-BY-YEAR STATISTICS

Year	GP	GS	Min	Avg	FG	FGA	Pct	3FG	3FGA	Pct	FT	FTA	Pct	Off	Def	Tot	Avg	PF	FO	Ast	TO	Blk	Stl	Pts	Avg
------	----	----	-----	-----	----	-----	-----	-----	------	-----	----	-----	-----	-----	-----	-----	-----	----	----	-----	----	-----	-----	-----	-----



MARCUS WILLIAMS

Sophomore • Guard • 6-0 • 175 • Tuscon, Ariz. • Salpointe Catholic High School

SEASON STATS

PPG	RPG	APG	FG%	3FG%	FT%
6.0	2.6	2.4	37.2	31.6	76.9

LAST GAME vs. Little Rock (11/30/22)

MIN	PTS	REBS	ASTS	BLKS	STLS
25	5	4	2	0	0

Career Honors:

Season Highs:

Points	--
Minutes	--
Field Goals Made	--
Field Goal Attempts	--
3-Point Field Goals Made	--
3-Point Field Goal Attempts	--
Free Throws Made	--
Free Throw Attempts	--
Rebounds	--
Assists	--
Blocks	--
Steals	--

Career Highs (at USF)

Points	--
Minutes	--
Field Goals Made	--
Field Goal Attempts	--
3-Point Field Goals Made	--
3-Point Field Goal Attempts	--
Free Throws Made	--
Free Throw Attempts	--
Rebounds	--
Assists	--
Blocks	--
Steals	--

Miscellaneous

	*Fr.	*So.	Jr.	Car
Double-Double	0	0	0	0
10+ Points	0	0	0	0
20+ Points	0	0	0	0
30+ Points	0	0	0	0
5+ Rebounds	0	0	0	0
10+ Rebounds	0	0	0	0
5+ Assists	0	0	0	0
3+ 3PT FG	0	0	0	0
3+ Steals	0	0	0	0
2+ Blocks	0	0	0	0
Led Team in Pts	0	0	0	0
Led Team in Reb.	0	0	0	0
Led Team in Ast.	0	0	0	0
Led Team in Blocks	0	0	0	0
Led Team in Steals	0	0	0	0



2022-23 San Francisco Men's Basketball
Individual Game-by-Game
All games

Page 13/13
as of Dec 04, 2022

#55 WILLIAMS, Marcus

Opponent	Date	GS	MIN	Total		3-Pointers		Free throws		Rebounds		PF	A	TO	BLK	STL	PTS	AVG		
				FG-FGA	PCT	3FG-3FGA	PCT	FT-FTA	PCT	OFF	DEF								TOT	AVG
Texas Southern	11/07/2022		17:45	5-6	.833	2-3	.667	2-2	1.000	0	0	0	0	4	2	1	0	14	14.0	
Cal Poly	11/10/2022		17:06	0-2	.000	0-2	.000	1-2	.500	0	5	5	2.5	4	2	2	0	1	7.5	
UC Merced	11/13/2022		22:52	3-8	.375	0-2	.000	3-4	.750	2	1	3	2.7	1	4	1	0	3	9.0	
at Fresno St.	11/16/2022		25:12	1-5	.200	1-3	.333	3-3	1.000	1	4	5	3.3	0	2	1	0	2	6.75	
vs UNI	11/21/2022		20:19	2-6	.333	1-2	.500	0-0	.000	0	1	1	2.5	0	2	1	0	2	7.0	
vs Wichita St.	11/22/2022		09:11	0-3	.000	0-1	.000	0-0	.000	0	1	1	2.5	0	0	2	0	0	5.8	
at Davidson	11/25/2022		22:41	3-4	.750	1-1	1.000	1-1	1.000	0	2	2	2.4	4	5	2	0	2	6.1	
Little Rock	11/30/2022		25:01	2-9	.222	1-5	.200	0-1	.000	1	3	4	2.6	2	2	1	0	0	5.6	
Totals			0	160:43	16-43	.372	6-19	.316	10-13	.769	4	17	21.2	6	17	11	0	9	48	6.0

Player Averages

Games Played	Minutes/game	Points/game	FG Pct	3FG Pct	FT Pct	Rebounds/game	Assists/game	Turnovers/game	Assist/Turnover ratio	Steals/game	Blocks/game
8	20.0	6.0	37.2	31.6	76.9	2.6	2.4	1.4	1.7	1.1	0.0



FAST FIVE...

GERLUFSEN ON WILLIAMS...

CAREER YEAR-BY-YEAR STATISTICS

Year	GP	GS	Min	Avg	FG	FGA	Pct	FG	FGA	Pct	FT	FTA	Pct	Off	Def	Tot	Avg	PF	FO	Ast	TO	Blk	Stl	Pts	Avg
------	----	----	-----	-----	----	-----	-----	----	-----	-----	----	-----	-----	-----	-----	-----	-----	----	----	-----	----	-----	-----	-----	-----

2022-23 USF MEN'S BASKETBALL GAME NOTES

2022-23 Overall Stats

Game Records

Record	Overall	Home	Away	Neutral
ALL GAMES	7-1	4-0	1-1	2-0
CONFERENCE	0-0	0-0	0-0	0-0
NON-CONFERENCE	7-1	4-0	1-1	2-0

Score by Periods

Team	1st	2nd	OT	TOT
San Francisco	299	318	0	617
Opponents	249	296	0	545

Team Box Score

No. Player					Total		3-Point		F-Throw		Rebounds													
		GP-GS	MIN	AVG	FG-FGA	FG%	3FG-3FGA	3FG%	FT-FTA	FT%	OFF	DEF	TOT	AVG	PF	DQ	A	TO	BLK	STL	PTS	AVG		
0	SHABAZZ, Khalil	8-8	274:36	34.3	38-88	.432	16-50	.320	30-34	.882	8	32	40	5.0	20	0	34	23	1	21	122	15.3		
1	ROBERTS, Tyrell	8-8	269:06	33.6	41-84	.488	19-47	.404	9-14	.643	1	27	28	3.5	17	1	20	12	1	12	110	13.8		
15	MEEKS, Zane	8-0	175:25	21.9	31-76	.408	10-39	.256	23-30	.767	18	33	51	6.4	20	0	7	11	8	1	95	11.9		
11	KUNEN, Josh	8-8	172:10	21.5	19-37	.514	11-24	.458	4-7	.571	11	29	40	5.0	16	1	8	13	3	2	53	6.6		
2	RISHWAIN, Julian	8-8	196:49	24.6	13-51	.255	10-38	.263	16-21	.762	2	20	22	2.8	9	0	10	4	1	5	52	6.5		
55	WILLIAMS, Marcus	8-0	160:08	20.0	16-43	.372	6-19	.316	10-13	.769	4	17	21	2.6	17	0	19	11	0	9	48	6.0		
3	HAWTHORNE, Isaiah	8-0	107:35	13.4	18-35	.514	8-18	.444	0-2	.000	4	16	20	2.5	15	0	5	4	2	2	44	5.5		
5	GIGIBERIA, Saba	8-8	95:41	12.0	15-35	.429	1-7	.143	7-9	.778	12	24	36	4.5	15	0	7	12	7	8	38	4.8		
33	MARKOVETSKYY, Volodymyr	8-0	58:44	7.3	11-12	.917	0-0	.000	9-10	.900	7	9	16	2.0	14	0	0	6	3	0	31	3.9		
10	ROCAK, Toni	7-0	82:12	11.7	8-19	.421	1-4	.250	7-16	.438	7	9	16	2.3	11	0	4	11	2	4	24	3.4		
30	WHITAKER, Bryce	2-0	01:40	0.8	0-0	.000	0-0	.000	0-0	.000	0	0	0	0.0	0	0	0	0	0	0	0	0.0		
12	BIEKER, Justin	3-0	04:14	1.4	0-1	.000	0-1	.000	0-0	.000	1	0	1	0.3	0	0	0	0	0	0	0	0.0		
45	CIOE, Jake	2-0	01:40	0.8	0-0	.000	0-0	.000	0-0	.000	0	1	1	0.5	0	0	0	0	0	0	0	0.0		
Team											8	9	17					3						
Total		8	1600		210-481	.437	82-247	.332	115-156	.737	83	226	309	38.6	154	2	114	110	28	64	617	77.1		
Opponents		8	1600		195-459	.425	42-122	.344	113-160	.706	62	207	269	33.6	140	4	68	111	16	44	545	68.1		

Team Statistics

	USF	OPP
Scoring	617	545
Points per game	77.1	68.1
Scoring margin	+9.0	-
Field goals-att	210-481	195-459
Field goal pct	.437	.425
3 point fg-att	82-247	42-122
3-point FG pct	.332	.344
3-pt FG made per game	10.3	5.3
Free throws-att	115-156	113-160
Free throw pct	.737	.706
F-Throws made per game	14.4	14.1
Rebounds	309	269
Rebounds per game	38.6	33.6
Rebounding margin	+5.0	-
Assists	114	68
Assists per game	14.3	8.5
Turnovers	110	111
Turnovers per game	13.8	13.9
Turnover margin	+0.1	-
Assist/turnover ratio	1.0	0.6
Steals	64	44
Steals per game	8.0	5.5
Blocks	28	16
Blocks per game	3.5	2.0
Winning streak	1	-
Home win streak	4	-
Attendance	3715	6549
Home games-Avg/Game	4-929	2-3275
Neutral site-Avg/Game	-	2-407

Team Results

Date	Opponent		Score	Att.
11/07/2022	Texas Southern	W	90-77	1730
11/10/2022	Cal Poly	W	60-48	847
11/13/2022	UC Merced	W	88-71	1138
11/16/2022	at Fresno St.	W	67-60	3123
11/21/2022	vs UNI	W	75-69	301
11/22/2022	vs Wichita St.	W	67-63	512
11/25/2022	at Davidson	L	80-89	3426
11/30/2022	Little Rock	W	90-68	0

Team Statistics

	USF	OPP
Scoring	617	545
Points per game	77.1	68.1
Scoring margin	+9.0	-
Field goals-att	210-481	195-459
Field goal pct	.437	.425
3 point fg-att	82-247	42-122
3-point FG pct	.332	.344
3-pt FG made per game	10.3	5.3
Free throws-att	115-156	113-160
Free throw pct	.737	.706
F-Throws made per game	14.4	14.1
Rebounds	309	269
Rebounds per game	38.6	33.6
Rebounding margin	+5.0	-
Assists	114	68
Assists per game	14.3	8.5
Turnovers	110	111
Turnovers per game	13.8	13.9
Turnover margin	+0.1	-
Assist/turnover ratio	1.0	0.6
Steals	64	44
Steals per game	8.0	5.5
Blocks	28	16
Blocks per game	3.5	2.0
Winning streak	1	-
Home win streak	4	-
Attendance	3715	6549
Home games-Avg/Game	4-929	2-3275
Neutral site-Avg/Game	-	2-407

Score by Periods

Team	1st	2nd	OT	TOT
San Francisco	299	318	0	617
Opponents	249	296	0	545



2022-23 San Francisco Men's Basketball
Category Leaders
All games

Page 1/3
as of Dec 04, 2022

Points

##	Player	G	Pts	Pts/G
0	Shabazz, Khalil	8	122	15.3
1	Roberts, Tyrell	8	110	13.8
15	Meeks, Zane	8	95	11.9
11	Kunen, Josh	8	53	6.6
2	Rishwain, Julian	8	52	6.5
55	Williams, Marcus	8	48	6.0
3	Hawthorne, Isaiah	8	44	5.5
5	Gigiberia, Saba	8	38	4.8
33	Markovetsky, Volodymyr	8	31	3.9
10	Rocak, Toni	7	24	3.4

Scoring Average

##	Player	G	Pts	Pts/G
0	Shabazz, Khalil	8	122	15.3
1	Roberts, Tyrell	8	110	13.8
15	Meeks, Zane	8	95	11.9
11	Kunen, Josh	8	53	6.6
2	Rishwain, Julian	8	52	6.5
55	Williams, Marcus	8	48	6.0
3	Hawthorne, Isaiah	8	44	5.5
5	Gigiberia, Saba	8	38	4.8
33	Markovetsky, Volodymyr	8	31	3.9
10	Rocak, Toni	7	24	3.4

Field Goal Percentage

##	Player	FG	Att	Pct
33	Markovetsky, Volodymyr	11	12	.917
3	Hawthorne, Isaiah	18	35	.514
11	Kunen, Josh	19	37	.514
1	Roberts, Tyrell	41	84	.488
0	Shabazz, Khalil	38	88	.432
5	Gigiberia, Saba	15	35	.429
10	Rocak, Toni	8	19	.421
15	Meeks, Zane	31	76	.408
55	Williams, Marcus	16	43	.372
2	Rishwain, Julian	13	51	.255

Field Goal Attempts

##	Player	G	Att	Att/G
0	Shabazz, Khalil	8	88	11.0
1	Roberts, Tyrell	8	84	10.5
15	Meeks, Zane	8	76	9.5
2	Rishwain, Julian	8	51	6.4
55	Williams, Marcus	8	43	5.4

Field Goals Made

##	Player	G	Made	Made/G
1	Roberts, Tyrell	8	41	5.1
0	Shabazz, Khalil	8	38	4.8
15	Meeks, Zane	8	31	3.9
11	Kunen, Josh	8	19	2.4
3	Hawthorne, Isaiah	8	18	2.3

3-Point FG Percentage

##	Player	3FG	Att	Pct
11	Kunen, Josh	11	24	.458
3	Hawthorne, Isaiah	8	18	.444
1	Roberts, Tyrell	19	47	.404
0	Shabazz, Khalil	16	50	.320
55	Williams, Marcus	6	19	.316
2	Rishwain, Julian	10	38	.263
15	Meeks, Zane	10	39	.256
10	Rocak, Toni	1	4	.250
5	Gigiberia, Saba	1	7	.143

3-Point FG Attempts

##	Player	G	Att	Att/G
0	Shabazz, Khalil	8	50	6.3
1	Roberts, Tyrell	8	47	5.9
15	Meeks, Zane	8	39	4.9
2	Rishwain, Julian	8	38	4.8
11	Kunen, Josh	8	24	3.0

3-Point FG Made

##	Player	G	Made	Made/G
1	Roberts, Tyrell	8	19	2.4
0	Shabazz, Khalil	8	16	2.0
11	Kunen, Josh	8	11	1.4
15	Meeks, Zane	8	10	1.3
2	Rishwain, Julian	8	10	1.3



2022-23 San Francisco Men's Basketball
Category Leaders
All games

Page 2/3
as of Dec 04, 2022

Free Throw Percentage

##	Player	Made	Att	Pct
33	Markovetsky, Volodymyr	9	10	.900
0	Shabazz, Khalil	30	34	.882
5	Gigiberia, Saba	7	9	.778
55	Williams, Marcus	10	13	.769
15	Meeks, Zane	23	30	.767
2	Rishwain, Julian	16	21	.762
1	Roberts, Tyrell	9	14	.643
11	Kunen, Josh	4	7	.571
10	Rocak, Toni	7	16	.438

Free Throw Attempts

##	Player	G	Att	Att/G
0	Shabazz, Khalil	8	34	4.3
15	Meeks, Zane	8	30	3.8
2	Rishwain, Julian	8	21	2.6
10	Rocak, Toni	7	16	2.3
1	Roberts, Tyrell	8	14	1.8

Free Throws Made

##	Player	G	Made	Made/G
0	Shabazz, Khalil	8	30	3.8
15	Meeks, Zane	8	23	2.9
2	Rishwain, Julian	8	16	2.0
55	Williams, Marcus	8	10	1.3
1	Roberts, Tyrell	8	9	1.1

Rebounds

##	Player	G	Reb	Reb/G
15	Meeks, Zane	8	51	6.4
0	Shabazz, Khalil	8	40	5.0
11	Kunen, Josh	8	40	5.0
5	Gigiberia, Saba	8	36	4.5
1	Roberts, Tyrell	8	28	3.5

Assists

##	Player	G	Ast	Ast/G
0	Shabazz, Khalil	8	34	4.3
1	Roberts, Tyrell	8	20	2.5
55	Williams, Marcus	8	19	2.4
2	Rishwain, Julian	8	10	1.3
11	Kunen, Josh	8	8	1.0

Rebounds Average

##	Player	G	Reb	Reb/G
15	Meeks, Zane	8	51	6.4
0	Shabazz, Khalil	8	40	5.0
11	Kunen, Josh	8	40	5.0
5	Gigiberia, Saba	8	36	4.5
1	Roberts, Tyrell	8	28	3.5

Steals

##	Player	G	Stl	Stl/G
0	Shabazz, Khalil	8	21	2.6
1	Roberts, Tyrell	8	12	1.5
55	Williams, Marcus	8	9	1.1
5	Gigiberia, Saba	8	8	1.0
2	Rishwain, Julian	8	5	0.6

Offensive Rebounds

##	Player	G	OReb	OReb/G
15	Meeks, Zane	8	18	2.3
5	Gigiberia, Saba	8	12	1.5
11	Kunen, Josh	8	11	1.4
0	Shabazz, Khalil	8	8	1.0
33	Markovetsky, Volodymyr	8	7	0.9

Blocked Shots

##	Player	G	Blk	Blk/G
15	Meeks, Zane	8	8	1.0
5	Gigiberia, Saba	8	7	0.9
11	Kunen, Josh	8	3	0.4
33	Markovetsky, Volodymyr	8	3	0.4
3	Hawthorne, Isaiah	8	2	0.3

Defensive Rebounds

##	Player	G	DReb	DReb/G
15	Meeks, Zane	8	33	4.1
0	Shabazz, Khalil	8	32	4.0
11	Kunen, Josh	8	29	3.6
1	Roberts, Tyrell	8	27	3.4
5	Gigiberia, Saba	8	24	3.0

Minutes

##	Player	G	Min	Min/G
0	Shabazz, Khalil	8	275	34:20
1	Roberts, Tyrell	8	269	33:38
2	Rishwain, Julian	8	197	24:36
15	Meeks, Zane	8	175	21:56
11	Kunen, Josh	8	172	21:31



2022-23 San Francisco Men's Basketball
Category Leaders
All games

Page 3/3
 as of Dec 04, 2022

Fouls

##	Player	G	PF	PF/G
0	Shabazz, Khalil	8	20	2.5
15	Meeks, Zane	8	20	2.5
1	Roberts, Tyrell	8	17	2.1
55	Williams, Marcus	8	17	2.1
11	Kunen, Josh	8	16	2.0

Turnovers

##	Player	G	TO	TO/G
0	Shabazz, Khalil	8	23	2.9
11	Kunen, Josh	8	13	1.6
1	Roberts, Tyrell	8	12	1.5
5	Gigiberia, Saba	8	12	1.5
15	Meeks, Zane	8	11	1.4

Foul Outs

##	Player	G	FO
1	Roberts, Tyrell	8	1
11	Kunen, Josh	8	1



2022-23 San Francisco Men's Basketball
Team Game-by-Game
All games

Page 1/1
as of Dec 04, 2022

Opponent	Date	Score		Total		3-Pointers		Free throws		Rebounds				PF	A	TO	BLK	STL	PTS	AVG
				FG-FGA	PCT	3FG-3FGA	PCT	FT-FTA	PCT	OFF	DEF	TOT	AVG							
Texas Southern	11/07/2022	90-77	W	31-51	.608	11-23	.478	17-26	.654	7	41	48	48.0	27	13	23	1	5	90	90.0
Cal Poly	11/10/2022	60-48	W	18-53	.340	4-26	.154	20-29	.690	8	30	38	43.0	21	6	19	5	11	60	75.0
UC Merced	11/13/2022	88-71	W	32-69	.464	7-28	.250	17-20	.850	15	24	39	41.7	13	20	10	4	13	88	79.3
at Fresno St.	11/16/2022	67-60	W	24-63	.381	10-37	.270	9-12	.750	13	28	41	41.5	20	13	14	6	6	67	76.3
vs UNI	11/21/2022	75-69	W	25-65	.385	14-36	.389	11-15	.733	7	30	37	40.6	16	14	8	1	8	75	76.0
vs Wichita St.	11/22/2022	67-63	W	22-56	.393	12-34	.353	11-14	.786	8	30	38	40.2	13	16	12	2	6	67	74.5
at Davidson	11/25/2022	80-89	L	28-60	.467	11-31	.355	13-18	.722	14	18	32	39.0	26	13	13	5	8	80	75.3
Little Rock	11/30/2022	90-68	W	30-64	.469	13-32	.406	17-22	.773	11	25	36	38.6	18	19	11	4	7	90	77.1
Total		617		210-481	.437	82-247	.332	115-156	.737	83	226	309	38.6	154	114	110	28	64	617	77.1
Opponents		545		195-459	.425	42-122	.344	113-160	.706	62	207	269	33.6	140	68	111	16	44	545	68.1

San Francisco Averages

Games Played	Points/game	FG Pct	3FG Pct	FT Pct	Rebounds/game	Assists/game	Turnovers/game	Assist/Turnover ratio	Steals/game	Blocks/game
8	77.1	43.7	33.2	73.7	38.6	14.3	13.8	1.0	8.0	3.5

2022-23 USF MEN'S BASKETBALL GAME NOTES

2022-23 Points, Rebounds, Assists



2022-23 San Francisco Men's Basketball Points-rebounds-assists All games

Page 1/1
as of Dec 04, 2022

Opponent	Date	Score		0	1	2	3	5	10	11	12	15	30	33
				SHABAZZ,KH	ROBERTS,TY	RISHWAIN,J	HAWTHORNE,	GIGIBERIA,	ROCAK,TONI	KUNEN,JOSH	BIEKER,JUS	MEEKS,ZANE	WHITAKER,B	MARKOVETSK
Texas Southern	11/07/2022	90-77	W	8-10-3	17-4-3	5-4-3	10-6-0	6-5-0	7-3-1	5-7-0	DNP	16-6-1	DNP	2-1-0
Cal Poly	11/10/2022	60-48	W	18-7-2	12-6-0	5-1-1	0-0-0	6-8-1	7-1-0	8-5-0	DNP	3-3-0	DNP	0-0-0
UC Merced	11/13/2022	88-71	W	21-3-4	10-4-3	0-2-3	0-1-1	6-3-1	3-2-0	10-5-4	0-0-0	9-9-0	0-0-0	20-4-0
at Fresno St.	11/16/2022	67-60	W	8-2-4	22-3-2	3-0-1	2-3-2	3-4-0	0-4-1	3-3-0	DNP	20-10-1	DNP	0-3-0
vs UNI	11/21/2022	75-69	W	24-5-7	11-2-1	11-4-0	7-4-0	2-1-1	0-2-1	2-4-2	DNP	12-11-0	DNP	1-1-0
vs Wichita St.	11/22/2022	67-63	W	7-3-5	13-6-7	13-5-0	8-1-0	3-5-1	DNP	15-7-0	DNP	8-6-3	DNP	0-2-0
at Davidson	11/25/2022	80-89	L	20-3-2	13-1-3	5-4-0	5-0-1	4-5-1	1-3-0	7-6-0	0-0-0	13-2-1	DNP	4-3-0
Little Rock	11/30/2022	90-68	W	16-7-7	12-2-1	10-2-2	12-5-1	8-5-2	6-1-1	3-3-2	0-1-0	14-4-1	0-0-0	4-2-0

Opponent	Date	Score		45	55
				CIOE,JAKE	WILLIAMS,M
Texas Southern	11/07/2022	90-77	W	DNP	14-0-2
Cal Poly	11/10/2022	60-48	W	DNP	1-5-2
UC Merced	11/13/2022	88-71	W	0-1-0	9-3-4
at Fresno St.	11/16/2022	67-60	W	DNP	6-5-2
vs UNI	11/21/2022	75-69	W	DNP	5-1-2
vs Wichita St.	11/22/2022	67-63	W	DNP	0-1-0
at Davidson	11/25/2022	80-89	L	DNP	8-2-5
Little Rock	11/30/2022	90-68	W	0-0-0	5-4-2

