SAN FRANCISCO MEN'S BASKETBALL

/USFDonsMBB
@USFDonsMBB
@USFDonsMBB
#USFDons

Game 15 - December 22, 2022

2 NCAA Championships • 1 NIT Championship • 3 Final Fours • 15 Conference Championships
18 All-Americans • 4 Naismith Hall of Famers • 36 NBA Draft Picks

SCHEDULE/RESULTS

RECORD: 10-4/0-0 WCC
H: 6-1 / A: 2-1 / N: 2-2

November 2022

7	Mon.	vs. Texas Southern	W, 90-77
10	Thu.	vs. Cal Poly	W, 60-48
13	Sun.	vs. UC Merced	W, 88-71
16	Wed.	@ Fresno State	W, 67-60
21	Mon.	vs. Northern Iowa (CBSSN) #!	W, 75-69
22	Tue.	vs. Wichita State (CBSSN) #!	W, 67-63
25	Fri.	@ Davidson	L, 89-80
30	Wed.	vs. Little Rock	W, 90-68

December 2022

4	Sun.	vs. Utah State	L, 82-64
7	Wed.	vs. Merrimack	W, 69-51
12	Mon.	vs. New Mexico #	L, 67-64
17	Sat.	@ UNLV	W, 75-73
19	Sun.	vs. UT Arlington	L, 68-63
21	Wed.	vs. No. 25 Arizona State (CBSSN)	W, 97-60
22	Tue.	vs. Hartford	6:00 PM
29	Thu.	@ Santa Clara*	7:00 PM
31	Sat.	vs. San Diego*	4:00 PM

January 2023

5	Thu.	vs. Gonzaga* (ESPN)	8:00 PM
7	Sat.	@ Loyola Marymount	7:00 PM
12	Thu.	@ Portland* (CBSSN)	8:00 PM
14	Sat.	vs. Saint Mary's*	8:00 PM
19	Thu.	vs. Pacific*	8:00 PM
21	Sat.	vs. BYU* (CBSSN)	5:00 PM
28	Sat.	@ San Diego*	7:00 PM

February 2023

2	Thu.	@ Saint Mary's* (ESPN)	8:00 PM
4	Sat.	vs. Santa Clara* (ESPN)	7:00 PM
9	Thu.	@ Gonzaga* (ESPN)	6:00 PM
11	Sat.	vs. Pepperdine*	7:00 PM
16	Thu.	@ Pacific* (NBC Sports Bay Area)	8:00 PM
23	Thu.	vs. Portland* (CBSSN)	8:00 PM
25	Sat.	@ BYU* (ESPN)	7:00 PM

March 2023

3	--	WCC Tournament#^	--

* Designates West Coast Conference Game
! - Hall of Fame Classic- T-Mobile Center (Kansas City, Nev.)
^ - WCC Tournament - Orleans Arena (Las Vegas, Nev.)
#- Neutral Site

All times listed are Pacific

COMMUNICATIONS

CHRIS FORTNEY
Assistant AD for Communications
E: cfortney@usfca.edu
C: 209-684-3150
Address: 2130 Fulton Street, San Francisco, CA, 94117

GAME 15 BREAKDOWN- War Memorial at the Sobrato Center • San Francisco, Calif. • 7:00 PM • WCC Network

San Francisco Dons

RECORD
10-4, 0-0 WCC
RANKING
-- AP /-- Coaches
LAST GAME
W, 97-60 vs. Arizona State on 12/21/22

HEAD COACH
Chris Gerlufsen
CAREER RECORD
18-9 (.667)
RECORD AT USF
10-4 (.714)
vs. Hartford
0-0

Hartford Hawks

RECORD
4-10, 0-0 Independent
RANKING
--
LAST GAME
L, 67-51 vs. St. Francis College Brooklyn on 12/17/22

HEAD COACH
Tom Devitt
CAREER RECORD
4-10 (.286)
RECORD AT SCHOOL
4-10 (.286)
vs. USF
0-0

ON THE AIR

WCC Network
Play-by-Play: Pat Olson
Analyst: Jim Brovelli

KNBR 1050
Play-by-Play: Pat Olson
Analyst: Jim Brovelli

TIP OFF

• Last time out, USF routed No. 25 Arizona State (11-2), 97-60, on Wednesday night as the Dons used an all-around team performance to notch their first win over a ranked opponent since Nov. 2020.

•Lethal with the ball in his hands, Shabazz was tabbed as the Player of the Game after finishing with a game-high 26 points on 8-of-16 from the floor, 5-of-11 from distance and a perfect 5-of-5 from the free-throw line. Additionally, the Seattle native added seven rebounds, six assists and one steal in 31 minutes played. Historically, Shabazz is now tied with Ali Thomas for second all-time in program history in made three-pointers with 236.

•As a team, the Dons held Arizona State to 27.9 percent overall from the field, marking the lowest overall shooting percentage by a USF opponent in a single game this year. Additionally, the green and gold led the Sun Devils in points in the paint (32-26) and bench points (32-21).

•Historically, Shabazz is now tied with Ali Thomas for second all-time in program history in made three-pointers with 236.

• For Coach Gerlufsen, Thursday will be the first time he faces off against his former school as he served as an assistant coach at Hartford from 2006-13 before being promoted to associate head coach from 2013-15.

PROJECTED STARTERS



#0 Khalil SHABAZZ	#1 Tyrell ROBERTS	#2 Julian RISHWAIN	#11 Josh KUNEN	#5 Saba GIGIBERIA
GR • Guard	GR • Guard	JR • Guard	JR • Foward	SO • Center
MIN 35.1	**MIN** 33.0	**MIN** 20.6	**MIN** 20.5	**MIN** 11.6
PPG 15.1	**PPG** 14.9	**PPG** 4.9	**PPG** 4.9	**PPG** 4.9
FG% 41.6	**FG%** 44.2	**FG%** 24.7	**FG%** 48.1	**FG%** 50.0
3PT% 33.3	**3PT%** 39.3	**REB** 2.5	**REB** 3.8	**REB** 3.5

2022-23 USF MEN'S BASKETBALL ROSTER

NUMERICAL ROSTER

No.	Name	Pos	Ht	Wt	Yr	Hometown/Previous School
0	Khalil Shabazz	G	6-0	170	Gr.	Seattle, Wash. / Rainier Beach / Central Washington
1	Tyrell Roberts	G	5-11	175	Gr.	Sacramento, Calif. / Washington State
2	Julian Rishwain	G	6-5	190	Jr.	Los Angeles, Calif./Notre Dame HS /Boston College
3	Isaiah Hawthorne	F	6-8	205	R-So.	Tracy, Calif. / Tracy HS
5	Saba Gigiberia	C	7-2	248	So.	Tbilisi, Georgia / Georgia Tech
10	Toni Rocak	F	6-9	220	Gr.	Geneva, Switzerland / UC San Diego
11	Josh Kunen	F	6-8	210	Jr.	Melbourne, Australia / Centre of Excellence
12	Justin Bieker	G	6-5	180	R-So.	Portland, Ore. / Jesuit HS
15	Zane Meeks	F	6-9	220	Jr.	Prairie Village, Kan./Nevada
21	Ndewedo Newbury	F	6-7	238	So.	London, England/The Loomis Chaffee School
30	Bryce Whitaker	G	6-0	170	Jr.	Los Angeles, Calif./Lamar CC
31	Jonas Visser	C	6-10	240	Jr.	Amsterdam, Netherlands / Centre for Sports & Education
33	Volodymyr Markovetskyy	C	7-2	270	Jr.	Truskavets, Ukraine/Washington State
45	Jake Cioe	G	6-0	175	So.	Tuscon, Ariz./Salpointe Catholic HS
55	Marcus Williams	G	6-2	197	So.	Dickinson, Tex. / Texas A&M

ALPHABETICAL ROSTER

No.	Name	Pos	Ht	Wt	Yr	Hometown/Previous School
12	Justin Bieker	G	6-5	180	R-So.	Portland, Ore. / Jesuit HS
45	Jake Cioe	G	6-0	175	So.	Tuscon, Ariz./Salpointe Catholic HS
5	Saba Gigiberia	C	7-2	248	So.	Tbilisi, Georgia / Georgia Tech
3	Isaiah Hawthorne	F	6-8	205	R-So.	Tracy, Calif. / Tracy HS
11	Josh Kunen	F	6-8	210	Jr.	Melbourne, Australia / Centre of Excellence
33	Volodymyr Markovetskyy	C	7-2	270	Jr.	Truskavets, Ukraine/Washington State
15	Zane Meeks	F	6-9	220	Jr.	Prairie Village, Kan./Nevada
21	Ndewedo Newbury	F	6-7	238	So.	London, England/The Loomis Chaffee School
2	Julian Rishwain	G	6-5	190	Jr.	Los Angeles, Calif./Notre Dame HS /Boston College
1	Tyrell Roberts	G	5-11	175	Gr.	Sacramento, Calif. / Washington State
10	Toni Rocak	F	6-9	220	Gr.	Geneva, Switzerland / UC San Diego
0	Khalil Shabazz	G	6-0	170	Gr.	Seattle, Wash. / Rainier Beach / Central Washington
31	Jonas Visser	C	6-10	240	Jr.	Amsterdam, Netherlands / Centre for Sports & Education
55	Marcus Williams	G	6-2	197	So.	Dickinson, Tex. / Texas A&M
30	Bryce Whitaker	G	6-0	170	Jr.	Los Angeles, Calif./Lamar CC

COACHING STAFF

Chris Gerlufsen	Head Coach, 1st season	Randolph-Macon College, '98
Michael Plank	Assistant Coach, 2nd season	Williamette, '06
Jay Duncan	Assistant Coach, 1st season	Northwood, '10
Kyle Bankhead	Assistant Coach, 1st season	Gonzaga, '04
Vinnie McGhee	Assistant Coach, 4th season	CSUN, '12

SUPPORT STAFF

Garrett Furubayashi	Director of Basketball Operations, 2nd Season	San Francisco, '19
Ralphie Ferrari	Assistant to the Head Coach, 5th season	San Francisco, '17
Casey Gonzalez	Associate Athletic Trainer	Illinois State, '09

PRONUNCIATIONS:

0 Khalil Shabazz – Shuh-bozz (like boss but with z's)
5 Saba Gigiberia - Gee-gee-bear-ee-uh
10 Toni Rocak - Toni Row-chak
11 Josh Kunen – Koo-nin
12 Justin Bieker – Bee-kerr
21 Ndewedo Newbury- Dway-doh New-berry
31 Jonas Visser – Yo-nuss Viss-er
33 Volodymyr Markovestskyy- Vol-oh-deh-meer Mar-koh-vet-skee, also can be referred to as "Vova"
45 Jake Cioe- Cee-oh

CLASS BREAKDOWN

GRADUATE STUDENTS (3):
Tyrell Roberts
Toni Rocak
Khalil Shabazz

JUNIORS: (6)
Josh Kunen
Volodymyr Markovetskyy
Zane Meeks
Julian Rishwain
Jonas Visser
Bryce Whitaker

SOPHOMORES: (6)
Justin Bieker
Jake Cioe
Saba Gigiberia
Isaiah Hawthorne
Ndewedo Newbury
Marcus Williams

HOME STATE/COUNTRY

ARIZONA: (1)
Jake Cioe

CALIFORNIA: (6)
Isaiah Hawthorne
Julian Rishwain
Tyrell Roberts
Bryce Whitaker

KANSAS: (1)
Zane Meeks

OREGON: (1)
Justin Bieker

WASHINGTON: (1)
Kahlil Shabazz

AUSTRALIA: (1)
Josh Kunen

ENGLAND: (1)
Ndewedo Newbury

GEORGIA: (1)
Saba Gigiberia

NETHERLANDS: (1)
Jonas Visser

SWITZERLAND: (1)
Toni Rocak

UKRAINE: (1)
Volodymyr Markovetskyyy

RADIO/TV ROSTER

Khalil Shabazz
0 Gr. • G • 5-9 • 170
Seattle, Wash.
Rainier Beach HS
Central Washington

Tyrell Roberts
1 Gr. • G • 5-11 • 175
Sacramento, Calif.
Washington State

Julian Rishwain
2 Jr. • G • 6-5 • 190
Los Angeles, Calif.
Notre Dame HS
Boston College

Isaiah Hawthorne
3 R-So. • F • 6-8 • 205
Tracy, Calif.
Tracy HS

Saba Gigiberia
5 So. • C • 7-2 • 248
Tbilisi, Georgia
Georgia Tech

Toni Rocak
10 Gr. • F • 6-9 • 220
Geneva, Switzerland
UC San Diego

Josh Kunen
11 Jr. • F • 6-8 • 210
Melbourne, Australia
Centre of Excellence

Justin Bieker
12 R-So. • G • 6-5 • 180
Portland, Ore.
Jesuit HS

Zane Meeks
15 Jr. • F • 6-9 • 215
Prairie Village, Kansas
Nevada

Ndewedo Newbury
21 So. • F • 6-7 • 238
London, England
The Loomis Chaffee School

Bryce Whitaker
30 Jr. • G • 6-0 • 170
Los Angeles, Calif.
Lamar CC

Jonas Visser
31 Jr. • C • 6-10 • 240
Amsterdam, Netherlands
Centre for Sports & Education

Volodymyr Markovetskyy
33 Jr. • C • 7-2 • 270
Truskavets, Ukraine
Washington State

Jake Cioe
45 So. • G • 6-0 • 175
Tuscon, Ariz./ Salpointe HS

Marcus Williams
55 So. • G • 6-2 • 197
Dickinson, Tex.
Texas A&M

Chris Gerlufsen
Head Coach
1st Season

Michael Plank
Assistant Coach
2nd Season

Jay Duncan
Assistant Coach
1st Season

Kyle Bankhead
Assistant Coach
1st Season

Vinnie McGhee
Assistant Coach
4th Season

Garrett Furubayashi
Director of Operations
2nd Season



Ralphie Ferrari
Assistant to the Head Coach
5th Season

QUICK FACTS & HEAD COACH CHRIS GERLUFSEN

UNIVERSITY INFORMATION

Name ..... University of San Francisco
Location ..... 2130 Fulton Street
..... San Francisco, CA 94117-1080
Religious Affiliation ..... Roman Catholic (Jesuit)
Year Founded 1855
Enrollment 10,714
President (Yr.) ..... Fr. Paul J. Fitzgerald, S.J. (8th)
Vice Pres., Business & Finance (Yr.) ..... Charlie Cross (22nd)
Director of Athletics (Yr.) ..... Larry Williams (1st Year)

ATHLETICS INFORMATION

Nickname ..... Dons
Colors ..... Green (PMS 3435) & Gold (PMS 123)
Conference ..... West Coast Conference
National Affiliation ..... NCAA Division I
Arena ..... War Memorial at the Sobrato Center
Capacity 3,006

MEN'S BASKETBALL COACHING STAFF

Chris Gerlufsen ..... Head Coach
First Season (2nd overall at USF) (Randolph-Macon College, '98)
Michael Plank ..... Assistant Coach
First Season ..... (Williamette, '06)
Jay Duncan ..... Assistant Coach
First Season ..... (Northwood, '10)
Kyle Bankhead ..... Assistant Coach
First Season ..... (Gonzaga, '04)
Vinnie McGhee ..... Assistant Coach
Third Season ..... (CSUN, '12)
Garrett Furubayashi ..... Director of Operations
Second Season ..... (San Francisco, '19)
Ralphie Ferrari ..... Assistant to the Head Coach
Fifth Season ..... (San Francisco, '18)

MEN'S BASKETBALL QUICK FACTS

Gerlufsen's Record at USF 10-4
Gerlufsen's Division I Career Record 18-9
Gerlufsen's WCC Record 0-0
2021-22 Overall Record 24-10
2021-22 WCC Record (Finish) 10-6 (4th)
Seasons of Basketball 96
First Season 1923-24
All-Time Record ..... 1453-1051 (.580)
All-Time WCC Record ..... 553-344 (.616)
NCAA Championships (Last) 2 (1956)
NCAA Appearances (Last) 17 (2022)
NCAA Tournament Record 21-15
NIT Championships 1 (1949)
WCC Reg. Season Titles (Last) 15 (1981)
WCC Tournament Titles 1 (1998)
Letterwinners Returning/Lost 9/6
Starter Returning/Lost 1/4
Newcomers ..... 4 - 4 Division I transfers

WEB ADDRESSES/SOCIAL MEDIA

USF ..... www.usfca.edu
San Francisco Athletics ..... www.usfdons.com
West Coast Conference ..... www.wccsports.com
Twitter ..... @DonsAthletics
..... @USFDonsMBB
Instagram ..... @USFDonsMBB
Facebook ..... Facebook.com/USFDonsMBB

HOW TO REFERENCE THE UNIVERSITY

We are the University of San Francisco, established by the Jesuits in 1855 as the first university in San Francisco.

When referencing the school and its teams, please use "The University of San Francisco," "San Francisco," "USF," or "The Dons."

DO NOT use "Frisco," "San Fran," "San Francisco University," "SFU" or any other iteration. Also, when referring our women's teams, **DO NOT** use "Lady Dons."

CHRIS GERLUFSEN

Head Coach
Randolph-Macon College, '98
1st Season at USF
1st Season Overall

Career Record	18-9 (1st season)
vs. Division I	18-9 (1st season)
Overall USF	10-4 (1st season)
WCC Games	0-0 (1st season)

Family: Ila (girlfriend)

Chris Gerlufsen enters his first season as head coach of the Dons after being promoted on March 18, 2022.

Originally coming to the Hilltop in the summer of 2021 as the associate head coach on Todd Golden's staff, Gerlufsen serves as USF's primary offensive coordinator with a focus on working with the guards.

In 2021-22, USF grew into one of the elite offenses in the country as the Dons ranked in the top five in the West Coast Conference as a team in three-point field goal attempts (934, first), three-point field goals per game (9.6, first), total three-point field goals made (327, first), offensive rebounds (10.76, first), scoring offense (77.4, second), field goal percentage (45.7, fourth), free throws attempted (598, third), free throws made (415, third). Nationally, USF also ranked in the top fifty in three-point field goal attempts (thirteenth), total three-point field goals made (fourteenth), three-point field goals per game (sixteenth), scoring margin (twenty-eighth) and scoring offense (thirty-seventh). As a team, USF's 77.4 points per game were also the most for the green and gold since the 2015-16 season, when the Dons averaged 77.6 points under Rex Walters. On Wednesday, Dec. 28, 2021, USF broke the single-game program record for most three-pointers in a game with 20 made triples in a 111-78 win over Academy of Art.

Prior to USF, Gerlufsen served as the top assistant to head coach Eran Ganot at Hawaii from 2019-22. While at UH, he oversaw the guards and served as the Rainbow Warriors' offensive coordinator. He also served as the interim head coach for Hawaii's first 13 games in the 2019-20 season, leading UH to an 8-5 non-conference record, including an 85-75 upset win over previously undefeated USF.

Gerlufsen also previously spent four seasons as an assistant at San Diego from 2015-19, giving him familiarity with the West Coast Conference. During his time with the Toreros, USD experienced unprecedented success, posting back-to-back 20-win seasons for the first time in program history while advancing to the postseason both years. He finished his run with the Torreros in 2018-19 with San Diego earning a berth to the NIT.

At USD, Gerlufsen also oversaw guards and served as offensive coordinator as he led USD's global recruiting efforts by signing more than a half dozen international players during his tenure. In his last two years at USD, he coached a trio of all-conference selections, including Isaiah Pineiro, Olin Carter III and Isaiah Wright.

Prior to USD, Gerlufsen spent nine seasons on the bench as an assistant the University of Hartford, with the last two seasons of which he served as associate head coach. While at Hartford, his primary responsibilities including working with both the perimeter and post players as well as serving as the staff's recruiting coordinator.

Gerlufsen also had stops at The Citadel (2001-'06), Southwestern (1999-'01) and got his start as an assistant coach at Washington College in Maryland in 1998-99.

Gerlufsen was a four-time letter winner for Randolph-Macon College, a Division III school in Virginia. While playing for the Yellow Jackets, he was named team captain for a squad that twice advanced to the NCAA Division III tournament. He graduated in 1998 with a B.A. in Business and Economics. He is a native of Philadelphia, PA.

COACHING EXPERIENCE

1998-99 - Washington College, Graduate Assistant
1999-2000 - Southwestern, Assistant Coach
2000-02 - The Citadel, Graduate Assistant
2002-06 - The Citadel, Assistant Coach
2006-13 - Hartford, Assistant Coach
2013-15 - Hartford, Associae Head Coach
2015 - 19 - San Diego, Assistant Coach
2019 - 21 - Hawaii, Assistant Coach
2021 - 22 - San Francisco, Associate Head Coach
2022 - Present - San Francisco, Head Coach

THE MATCHUP

ALL-TIME SERIES

- VS -

OVERALL	**1-0**
HOME	--
AWAY	1-0
NEUTRAL SITES	--
LAST MEETING	USF W, 74-73, on 12/29/87
FIRST MEETING	USF W, 74-73, on 12/29/87
LARGEST WIN	1, USF W, 74-73, on 12/29/87
LAST WIN	USF W, 66-65, on 12/19/21
LARGEST LOSS	--
LAST LOSS	--
STREAK	W1

COMPARISON

Category	USF	HAR
Points Per Game	74.9	64.3
Field Goal Pct.	44.0	42.2
Opp. FG Pct.	42.1	42.8
3-PT FG Pct.	33.5	31.6
Opp. 3-PT FG Pct.	28.7	36.3
Free Throw Pct.	71.9	65.1
Rebound Margin	4.3	-0.5
Rebounds Per Game	37.5	34.8
Blocks Per Game	2.6	3.9
Steals Per Game	7.4	6.8
Assists Per Game	14.1	13.5
Turnovers Per Game	14.6	13.6

ABOUT THE HAWKS

Location	West Hartford, Connecticut
Founded	1957
Enrollment	3,977
Nickname	Hawks
First Year	1984-85 (Division I)
All-Time Record	485-656 (.425)
2021-22 Record	12-20, 9-9 AEC
Last 5/Last 10	3-7
STREAK	L4
LAST GAME	L, 67-51 vs. St. Francis College Brooklyn
HEAD COACH	Tom Devitt
	(Boston College, 1993)
at SCHOOL	4-10 (.286) (1st Season)
OVERALL	4-10 (.286) (1st Season)

About University of San Francisco

The University of San Francisco (usfca.edu) is located in the heart of one of the world's most innovative and diverse cities and is home to a vibrant academic community of students and faculty who achieve excellence in their fields. Its diverse student body enjoys direct access to faculty, small classes, and outstanding opportunities in the city itself. Founded in 1855, USF is San Francisco's first university, and its Jesuit Catholic mission helps ignite a student's passion for social justice and a desire to "Change the World From Here." USF has a storied athletics tradition, and today its accomplished Division I scholar athletes compete in seven men's sports and eight women's sports. USF is a member of the West Coast Conference. For more information on USF Athletics, visit usfdons.com and follow the Dons the Dons on social media on Twitter, Facebook, and Instagram @DonsAthletics.

VS. Hartford

About The Hawks

•Aiming to get back on track, Hartford comes to the West Coast following a 67-51 loss to St. Francis College Brooklyn this past Saturday, Dec. 17. Currently on a four-game slide, the Hawks last logged a victory in a 74-66 home defeat of Farleigh Dickinson on Nov. 30.

•Offensively, the Hawks are led by Briggs McClain, who averages a team-high 16.5 points per game while shooting an impressive 46.7 percent from the field and 35.3 percent from behind-the-arc.

•Getting out on the road over the next few weeks, Thursday's date with the Dons will mark the first road game for the Hawks in a six-game stretch that features five contests away from home.

• Prior to the start of the season, assistant coach Tom Devitt, who is in his tenth year with the program, was promoted to interim head coach. Overall, Devitt has more than 20 years of coaching experience and was instrumental in helping the Hawks win the 2021 America East tournament and earn the program's first-ever trip to the NCAA tournament.

All-Time Series

•Thursday's meeting between the Dons and the Hawks will mark the second meeting all-time between the two programs. In their one previous matchup, USF took down Hartford, 74-73, on the road on Dec. 29, 1987.

LAST BOX SCORE

Arizona St. (11-2,2-0 Pac-12) -vs- San Francisco (10-4,0-0 WCC)
12/21/22 at War Memorial at the Sobrato Center, San Francisco, CA

Date: 12/21/22
Time: 7:00 PM
Attendance: 2,756
Site: War Memorial at the Sobrato Center, San Francisco, CA
Referees: Mike Scyphers, Gregory Nixon, David Hall

Score By Period	1	2	Total
Arizona St.	23	37	**60**
San Francisco	50	47	**97**

Arizona St. 60

#	Player	GS	MIN	FG	3PT	FT	ORB-DRB	REB	PF	A	TO	BLK	STL	PTS
00	Horne,DJ	*	28	4-15	2-7	2-2	0-2	2	4	1	0	0	3	12
05	Neal,Jamiya	*	23	4-8	1-3	2-2	1-4	5	2	0	1	0	0	11
10	Collins,Frankie	*	31	3-16	0-3	2-7	4-2	6	2	3	2	0	0	8
35	Cambridge,Devan	*	20	1-5	1-3	3-5	1-2	3	3	1	2	0	1	6
22	Washington,Warren	*	20	1-2	0-0	0-2	2-4	6	0	0	2	1	0	2
24	Brennan,Duke		19	3-3	0-0	6-8	5-1	6	1	0	0	0	1	12
32	Gaffney,Alonzo		16	1-6	1-5	0-0	0-2	2	4	0	1	0	0	3
01	Muhammad,Luther		14	1-8	0-2	1-2	0-2	2	0	0	0	0	0	3
02	Nunez,Austin		20	1-5	0-3	0-0	1-0	1	5	2	1	0	1	2
14	Boakye,Enoch		7	0-0	0-0	1-2	1-0	1	0	0	0	0	0	1
12	Burno,Micah		2	0-0	0-0	0-0	1-0	1	0	1	0	0	0	0
TM	TEAM		0	0-0	0-0	0-0	4-1	5	0	0	0	0	0	0
	Totals	-	**200**	**19-68**	**5-26**	**17-30**	**20-20**	**40**	**21**	**8**	**9**	**1**	**6**	**60**

Team Summary	FG	3PT	FT
First Half	7-27 25.93 %	2-9 22.22 %	7-15 46.67 %
Second Half	12-41 29.27 %	3-17 17.65 %	10-15 66.67 %
Total	**19-68 27.9 %**	**5-26 19.2 %**	**17-30 56.7 %**

Technical Fouls: (2) TEAM **Second Chance Points:** 15 **Scores Tied:** 0 times(s) **Points in the Paint:** 26 **Fast Break Points:** 20
Lead Changed: 0 times(s) **Points off Turnovers:** 15 **Bench Points:** 21 **Largest Lead:** 0 0

San Francisco 97

#	Player	GS	MIN	FG	3PT	FT	ORB-DRB	REB	PF	A	TO	BLK	STL	PTS
00	Shabazz,Khalil	*	31	8-16	5-11	5-5	0-7	7	1	6	0	0	1	26
03	Hawthorne,Isaiah	*	29	7-12	2-5	3-4	2-2	4	4	0	2	1	2	19
01	Roberts,Tyrell	*	25	4-8	2-4	4-6	0-6	6	3	2	2	0	1	14
11	Kunen,Josh	*	25	1-3	1-2	0-0	1-5	6	3	2	1	0	1	3
05	Gigiberia,Saba	*	18	1-2	0-0	1-4	0-3	3	4	3	2	2	1	3
55	Williams,Marcus		24	4-4	2-2	1-2	0-1	1	3	6	1	0	0	11
15	Meeks,Zane		15	3-4	3-4	0-0	1-5	6	2	0	0	0	0	9
02	Rishwain,Julian		15	2-5	0-1	1-1	0-4	4	0	1	1	0	2	5
33	Markovetskyy,Volodymyr		5	1-1	0-0	2-2	1-0	1	1	1	0	0	0	4
12	Bieker,Justin		7	1-1	0-0	1-3	0-1	1	2	1	1	0	0	3
30	Whitaker,Bryce		3	0-0	0-0	0-0	0-0	0	0	0	1	0	0	0
45	Cioe,Jake		3	0-0	0-0	0-0	0-0	0	0	0	0	0	0	0
TM	TEAM		0	0-0	0-0	0-0	3-3	6	0	0	2	0	0	0
	Totals	-	**200**	**32-56**	**15-29**	**18-27**	**8-37**	**45**	**23**	**22**	**13**	**3**	**8**	**97**

Team Summary	FG	3PT	FT
First Half	18-35 51.43 %	9-18 50.00 %	5-7 71.43 %
Second Half	14-21 66.67 %	6-11 54.55 %	13-20 65.00 %
Total	**32-56 57.1 %**	**15-29 51.7 %**	**18-27 66.7 %**

Technical Fouls: none **Second Chance Points:** 15 **Scores Tied:** 0 times(s) **Points in the Paint:** 32 **Fast Break Points:** 14
Lead Changed: 0 times(s) **Points off Turnovers:** 12 **Bench Points:** 32 **Largest Lead:** 0 0

DONS WCC TOURNAMENT HISTORY

Yr	Rnd	USF Seed	Opp Seed	Opp	W/L	Score	Site	USF's High Scorer	USF's High Rebounder
2022	S	4	1	#1/1 Gonzaga	L	81-71	Orleans Arena- Las Vegas, Nev.	27, Khalil Shabazz	8, Julian Rishwain
2022	2	4	5	BYU	W	75-63	Orleans Arena- Las Vegas, Nev.	22, Khalil Shabazz	9, Yauhen Massalski
2021	1	8	9	San Diego	W	67-51	Orleans Arena - Las Vegas, Nev.	18, Jamaree Bouyea	9, Dzmitry Ryuny
	2	8	5	Loyola Marymount	L	70-66	Orleans Arena- Las Vegas, Nev.	19, Dzmitry Ryuny	6, Jamaree Bouyea
2020	2	5	8	Loyola Marymount	W	82-53	Orleans Arena - Las Vegas, Nev.	16, Charles Minlend	10, Jimbo Lull
	Q	5	4	Pacific	W	72-54	Orleans Arena - Las Vegas, Nev.	21, Charles Minlend	8, Remu Raitanen
	S	5	1	Gonzaga	L	77-81	Orleans Arena - Las Vegas, Nev.	19, Charles Minlend	8, Remu Raitanen
2019	Q	4	8	Pepperdine	L	72-89	Orleans Arena - Las Vegas, Nev.	17, Charles Minlend	8, Matt McCarthy
2018	Q	4	5	Pacific	W	71-70 (OT)	Orleans Arena - Las Vegas, Nev.	20, Jordan Ratinho	9, Nate Renfro
	S	4	1	Gonzaga	L	88-60	Orleans Arena - Las Vegas, Nev.	15, Nate Renfro	6, Nate Renfro
2017	Q	5	4	Santa Clara	L	76-69	Orleans Arena - Las Vegas, Nev.	33, Ronnie Boyce III	5, three players
2016	Q	5	4	Pepperdine	L	90-68	Orleans Arena - Las Vegas, Nev.	33, Devin Watson	5, three players
2015	1	8	9	Pacific	W	62-58	Orleans Arena - Las Vegas, Nev.	14, two players	10, Matt Glover
	Q	8	1	Gonzaga	L	81-72	Orleans Arena - Las Vegas, Nev.	21, two players	10, Tim Derksen
2014	Q	3	6	San Diego	W	69-60	Orleans Arena - Las Vegas, Nev.	19, Avry Holmes	8, Cole Dickerson
	S	3	2	BYU	L	79-77	Orleans Arena - Las Vegas, Nev.	20, Cole Dickerson	10, Cole Dickerson
2013	2	5	9	Loyola Marymount	L	61-60 (OT)	Orleans Arena - Las Vegas, Nev.	23, Cole Dickerson	18, Cole Dickerson
2012	2	5	8	Portland	W	84-62	Orleans Arena - Las Vegas, Nev.	19, two players	10, Cole Dickerson
	Q	5	4	Loyola Marymount	W	67-60	Orleans Arena - Las Vegas, Nev.	19, Michael Williams	9, Perris Blackwell
	S	5	1	Saint Mary's	L	83-78	Orleans Arena - Las Vegas, Nev.	28, Cody Doolin	7, Angelo Caloiaro
2011	Q	3	6	Pepperdine	W	76-59	Orleans Arena - Las Vegas, Nev.	23, Rashad Green	10, Rashad Green
	S	3	2	Gonzaga	L	71-67	Orleans Arena - Las Vegas, Nev.	21, Michael Williams	6, Angelo Caloiaro
2010	Q	4	5	Loyola Marymount	L	84-76	Orleans Arena - Las Vegas, Nev.	20, Kwame Vaughn	9, Dior Lowhorn
2009	1	7	6	Pepperdine	L	93-85	Orleans Arena - Las Vegas, Nev.	32, Dior Lowhorn	9, Blake Wallace
2008	1	5	8	Loyola Marymount	W	79-60	Jenny Craig Pavilion - San Diego, Calif.	26, Dior Lowhorn	9, Dior Lowhorn
	Q	5	4	Santa Clara	L	51-50	Jenny Craig pavilion - San Diego, Calif.	17, Vince Polakovic	9, Hyman Taylor
2007	Q	4	5	San Diego	L	77-75	Chiles Center - Portland, Ore.	16, Manny Quezada	8, Alan Wiggins, Jr.
2006	Q	4	5	San Diego	L	62-59	McCarthy Athletic Center - Spokane, Wash.	12, Alan Wiggins, Jr.	8, two players
2005	1	6	7	Portland	W	65-60	Leavey Center - Santa Clara, Calif.	22, Tyrone Riley	8, Tyrone Riley
	Q	6	3	Santa Clara	L	67-60	Leavey Center - Santa Clara, Calif.	18, Tyrone Riley	10, Alan Wiggins, Jr.
2004	Q	4	5	Santa Clara	L	81-75	Leavey Center - Santa Clara, Calif.	27, James Bayless	8, two players
2003	Q	3	7	Loyola Marymount	W	70-56	Jenny Craig Pavilion - San Diego, Calif.	26, Darrel Tucker	11, Darrel Tucker
	Q	3	2	San Diego	L	72-63	Jenny Craig Pavilion - San Diego, Calif.	16, Shamell Stallworth	6, Darrel Tucker
2002	1	4	5	San Diego	L	69-67	Jenny Craig Pavilion - San Diego, Calif.	28, Shamell Stallworth	10, Shamell Stall-
worth									
2001	1	5	4	San Diego	L	62-42	Jenny Craig Pavilion - San Diego, Calif.	14, Ali Thomas	
2000	1	5	4	Santa Clara	L	63-48	Toso Pavilion - Santa Clara, Calif.	8, three players	8, two players
1999	1	7	2	Pepperdine	L	67-65	Toso Pavilion - Santa Clara, Calif.	20, Gerald Zimmerman	13, Terrence Moore
1998	1	5	4	Saint Mary's	W	83-66	Toso Pavilion - Santa Clara, Calif.	21, M.J. Nodilo	9, Damian Cantrell
	S	5	3	Santa Clara	W	86-83	Toso Pavilion - Santa Clara, Calif.	23, Hakeem Ward	7, Hakeem Ward
	C	5	1	Gonzaga	W	80-67	Toso Pavilion - Santa Clara, Calif.	18, Ra'oof Sadat	11, Damian Cantrell
1997	1	3	6	Portland	W	78-66	Chiles Center - Portland, Ore.	30, Hakeem Ward	13, Hakeem Ward
	S	3	4	San Diego	W	64-61	Chiles Center - Portland, Ore.	23, Gerald Zimmerman	9, Gerald Zimmerman
	C	3	2	Saint Mary's	L	66-59	Chiles Center - Portland, Ore.	16, John Duggan	7, Damian Cantrell
1996	1	4	5	Portland	L	78-72	Toso Pavilion - Santa Clara, Calif.	25, John Duggan	7, three players
1995	1	6	3	Saint Mary's	L	72-41	Toso Pavilion - Santa Clara, Calif.	12, Gerald Walker	8, Tyrone Paul
1994	1	3	6	Santa Clara	W	76-34	Toso Pavilion - Santa Clara, Calif.	25, Gerald Walker	13, Kent Bennett
	S	3	2	Pepperdine	L	82-79	Toso Pavilion - Santa Clara, Calif.	21, Orlando Smart	8, Kent Bennett
1993	1	4	5	San Diego	W	96-93 (OT)	War Memorial Gym - San Francisco, Calif.	25, Orlando Smart	8, two players
	S	4	1	Pepperdine	L	88-67	War Memorial Gym - San Francisco, Calif.	16, Orlando Smart	7, Gerald Walker
1992	1	6	3	Loyola Marymount	W	100-65	Chiles Center - Portland, Ore.	29, Tomas Thompson	20, Darryl Johnson
	S	6	1	Pepperdine	L	67-65	Chiles Center - Portland, Ore.	20, Tomas Thompson	11, Darryl Johnson
1991	1	7	2	Loyola Marymount	W	101-93	Toso Pavilion - Santa Clara, Calif.	45, Tim Owens	11, Darryl Johnson
	S	7	1	Pepperdine	L	65-56	Toso Pavilion - Santa Clara, Calif.	14, two players	8, Darryl Johnson
1990	1	6	3	San Diego	L	80-74	Gersten Pavilion - Los Angeles, Calif.	23, Joel DeBortoli	6, Scott McWhorter

All-WCC Tournament Selections

Kent Bennett	1994
Damian Cantrell	1998
Cole Dickerson	2014
Cody Doolin	2012
M.J. Nodilo	1998
Khalil Shabazz	2022
Orlando Smart	1993
Tomas Thompson	1992
Hakeem Ward	1997, *1998
Michael Williams	2011
Gerald Zimmerman	1997

*WCC Tournament Most Outstanding Player

Dons were WCC Tournament Champs in 1998 as the No. 5 Seed.

Miscellaneous Records

As a #1 Seed	0-0
As a #2 Seed	0-0
As a #3 Seed	6-5
As a #4 Seed	3-11
As a #5 Seed	8-8
As a #6 Seed	2-6
As a #7 Seed	1-3
As a #8 Seed	2-2
Vs. #1 Seed	1-7
Vs. #2 Seed	1-6
Vs. #3 Seed	2-5
Vs. #4 Seed	4-5
Vs. #5 Seed	2-8
Vs. #6 Seed	4-1
Vs. #7 Seed	2-0
Vs. #8 Seed	3-1
Vs. #9 Seed	2-1

Miscellaneous Records

Vs. BYU	1-1
Vs. Gonzaga	1-5
Vs. Loyola Marymount	6-3
Vs. Pacific	3-0
Vs. Pepperdine	1-8
Vs. Portland	3-1
Vs. Saint Mary's	1-4
Vs. San Diego	4-6
Vs. Santa Clara	2-7

Miscellaneous Records

In the First Round	10-11
In the Second Round	2-2
In the Quarterfinals	7-11
In the Semifinals	2-10
In the Finals	1-1
Overall	21-33
In Las Vegas	10-14
In Portland	3-3
In Santa Clara	6-9
In San Diego	2-4
In Los Angeles	0-1
In Spokane	0-1
In Moraga	0-1
In San Francisco	1-2
Under Golden	4-2
Overtime Games	2-1

The Tradition

WCC Championships	15
WCC Tournament Championships	1
NCAA Appearances	16
NCAA Championships	2 (1955, 56)
Final Four Appearances	3 (1955, 56, 57)
NIT Appearances	6
NIT Championships	1 (1949)
All-America Selections	18
NBA Draft Selections	36
NBA Players	23
NBA Championships Won by USF	31

Naismith Hall of Fame Members
Bill Russell • K.C. Jones • Pete Newell • Phil Woolpert

National Players of the Year
Bill Russell (1955, '56)

National Coaches of the Year
Phil Woolpert (1955, '56) • Bob Gaillard (1977)

WCC Players of the Year
Bill Russell (1955, '56) • Mike Farmer (1957, '58) • Ollie Johnson (1964, '65) • Bill Cartwright (1977, '78, '79) • Quintin Dailey (1981, '82) • Kenyon Jones (2000)

All-Americans
Ray Maloney (1929) • Rene Barielles (1930) • Bill Russell (1955, '56) • KC Jones (1956) • Mike Farmer (1958) • Gene Brown (1958) • Ollie Johnson (1965) • Phil Smith (1974) • Bill Cartwright (1977, '78, '79) • Winford Boynes (1977, '78) • James Hardy (1977) • Quintin Dailey (1982) • Wallace Bryant (1982)

WCC Coaches of the Year
Phil Woolpert (1955, '56, '57, '58) • Pete Peletta (1963, '64, '65) • Bob Gaillard (1972, '77) • Dan Belluomini (1979) • Pete Barry (1981) • Rex Walters (2014)

Olympians
Jimmy Needles, Head Coach (1936) • K.C. Jones, Bill Russell (1956) • Pete Newell, Head Coach (1960)

NBA Championships
Joe McNamee, Rochester (1951) • Bill Russell, Boston Player (1957, '59, '60, '61, '62, '63, '64, '65, '66); Boston Head Coach (1968, '69) • K.C. Jones, Boston (Player - 1959, '60, '61, '62, '63, '64, '65, '66; Los Angeles Assistant Coach (1971); Boston Head Coach (1981) • Phil Smith, Golden State (1975) • Eric Fernsten, Boston (1981) • Bill Cartwright, Chicago Player (1991, '92, '93); Chicago Assistant Coach (1997. '98)

NBA Head Coaches
Jim Brovelli, Washington (1999) • Bill Cartwright, Chicago (2001-02) • Mike Farmer, Baltimore (1966) • K.C. Jones, Washington (1973-76); Boston (1983-88); Seattle (1990-92) • Bill Russell, Boston (1966-69); Seattle (1973-77); Sacramento (1987-88) • Fred Scolari, Baltimore (1951-52).

Retired Numbers
4 • K.C. Jones • 6 • Bill Russell • 17 • Mike Farmer • 20 • Phil Smith • 24 • Bill Cartwright • 31 • Joe Ellis • 32 • Ollie Johnson

NCAA Championships by School

UCLA	11	Louisville	3
Kentucky	8	Villanova	3
North Carolina	6	Cincinnati	2
Duke	5	Florida	2
Indiana	5	Michigan State	2
North Carolina	5	North Carolina State	2
Connecticut	4	Oklahoma State	2
Kansas	3	**San Francisco**	**2**

NOTABLE

MEET THE NEWCOMERS:

 # 1 Tyrell Roberts (Washington State)- Playing in 36 of 37 contests while starting 31 games for the Cougars last season, Roberts finished second on the team with 11.4 ppg in 2021-22. Overall, the versatile guard shot 92.5 percent (49-53) from the charity stripe to set a new single-season program record for free-throw percentage. During Washington State's run in this year's NIT, Roberts cashed in a career-best 7-of-16 from behind-the-arc in their opening round matchup against Santa Clara as the Sacramento native finished the tournament with fourteen made triples, the most all-time in a postseason appearance for WSU. In the classroom, Roberts was named to the Pac-12 Winter Academic Honor Roll.

#5 Saba Gigiberia (Georgia Tech)- Appearing in 15 games at Georgia Tech in 2021-22, the 7'1" center averaged 7.8 minutes, 2.5 points and 2.3 rebounds for the Yellow Jackets. On Jan. 19, 2022, Gigiberia received his first career start against Wake Forest, when he scored a career-high eight points in addition to logging a career-high 16:47 on the court. In 2020-21, Gigiberia played short minutes in eight games, with a high of 10:01 against Delaware State on Dec. 20, 2020. Originally from the Republic of Georgia, Gigiberia was a four-star post prospect who played his final two years of high school basketball in the United States. Known for his basketball IQ, Gigiberia can play with his back to the basket or facing the basket, with skills as a passer and ability to step out on the perimeter.

#10 Toni Rocak (UC San Diego)- Prior to coming to the Hilltop, Rocak was an All-Conference forward at UCSD as the big man earned All-Big West Honorable Mention honors last season after leading the Tritons in scoring (15.1 points per game) and rebounding (6.5 rebounds per game). In 2021-22, the versatile big man earned Big West Player of the Week twice and scored a career-high 34 points in UCSD's win over UC Santa Barbara on Dec. 30 -- the highest single game point total for any Big West player in 2021-22. As a junior in 2020-21, Rocak was recognized as the top sixth man in the Big West by HoopsHD.com as he led UCSD in scoring (12.8 points per game) and rebounding (5.3 rebounds per game) while also finishing fifth in the conference in field goal percentage (51.9 percent).

#55 Marcus Williams (Texas A&M)- This past season, Williams made 27 appearances for the Aggies on the hardwood, which included starting in 25 games. Overall, the versatile guard averaged 7.9 points, 3.4 assists, 2.2 rebounds and 1.3 steals in 24.4 minutes played. Notably, the highlight of his 2021-22 came in a road game at Georgia on Jan. 4, when Williams buried the game-winning triple with less than one second left on the shot clock to knock off the Bulldogs. Prior to transferring to Texas A&M, Williams was named the Mountain West Freshman of the Year in 2020-21 after an impressive debut season at Wyoming. Making a splash immediately, Williams was a finalist for the Kyle Macy National Freshman of the Year by College Insider as he appeared in all 25 games for the Cowboys, which included 24 starts. In his freshman season, Williams averaged 14.8 points per game to go along with 4.3 assists as his 14.8 points ranked eighth among freshmen in the nation while his 4.3 assists ranked fourth in the Mountain West.

USF's Notable Streaks

Winning Streaks

No.	Began	Ended
*60	vs. Oregon State, 60-34 (12-17-54)	at Illinois, 62-33 (12-17-56)
29	vs. SF State, 125-81 (1976-77)	at Notre Dame, 93-82 (1976-77)
21	vs. Seattle, 60-51 (1957-58)	vs. Seattle, 69-67 (1957-58)
19	vs. LMU 102-67 (1963-64)	vs. UCLA, 76-72 (1963-64)
13	vs. Utah State, 76-66 (1965-66)	vs. Pacific, 88-78 (1965-66)
12	at Nevada, 78-73 (1999-00)	at Gonzaga, 96-73 (1999-00)
11	vs. Oregon State, 66-58 (1964-64)	vs. Arizona, 71-56 (1964-65)
10	vs. Wyoming, 98-66 (1973-74)	vs. Seattle, 62-59 (1973-74)
10	vs. LMU, 74-65 (1975-76)	vs. Seattle, 81-70 (1975-76)
10	vs. Georgia, 92-84 (1981-82)	vs. Rice, 78-66 (1981-82)

Longest in 2021-22
--

Current

* Second longest winning-streak in NCAA history

Losing Streaks

No.	Began	Ended
11	vs. Stanford, 69-61 (1950-51)	vs. St. Mary's, 48-44 (1950-51)
9	vs. St. Mary's, 42-38 (1945-46)	vs. Utah, 39-37 (1946-47)
9	vs. San Jose State (1985-86)	vs. Fresno Pacific, 73-41 (1985-86)
8	vs. Stanford, 65-61 (1970-71)	vs. DePaul, 77-57 (1970-71)
8	vs. St. Mary's, 66-49 (1987-88)	vs. San Diego, 79-73 (1987-88)
7	vs. Santa Clara, 86-66 (1968-69)	vs. LMU, 70-61 (1968-69)
7	vs. Santa Clara, 86-59 (1990-91)	vs. San Diego, 89-81 (1990-91)
7	vs. Pepperdine, 79-55 (1994-95)	vs. Pepperdine, 94-92 (1994-95)
7	at New Mexico State, 89-78 (2006-07)	vs. San Diego, 103-102 OT (2006-07)
7	vs. UC Irvine, 72-59 (2007-08)	vs. Portland, 60-59 (2007-08)

Longest in 2021-22
--

Current

•Fresh off their first NCAA Tournament since 1998, the Dons are hungry to get back to the Big Dance after a successful season in 2021-22 that saw the green and gold compile a 24-10 overall record, including a 10-6 mark in West Coast Conference play.

•USF will return eleven letterwinners from the 2021-22 NCAA Tournament team: Khalil Shabazz, Julian Rishwain, Isaiah Hawthorne, Josh Kunen, Justin Bieker, Zane Meeks, Ndewedo Newbury, Bryce Whitaker, Jonas Visser, Volodymyr Markovetskyy and Jake Cioe.

•Overall, head coach Chris Gerlufsen enters his first year at the helm of the green and gold after taking over for former USF head coach Todd Golden. Taking over the reins, Gerlufsen possesses a wealth of experience at the Division I level having made stops at Hawaii, San Diego, Hartford and The Citadel. Prior to coming to the Hilltop, Gerlufsen served as the top assistant to head coach Eran Ganot at Hawaii.

•This past year, Gerlufsen was in charge of the offense for the Dons as he guided USF to finishing eleventh in the country in total three-point field goals made (327), sixteenth in three-point field goals per game (9.6) and thirty-second in scoring margin (9.6). Notably, Jamaree Bouyea and Yauhen Massalski, who Gerlufsen originally recruited at San Diego, earned First Team All-WCC Honors this season while Khalil Shabazz was named Second Team All-WCC.

• Last season, Khalil Shabazz became the 40th student-athlete in program history to eclipse 1,000 points as the two-time All-WCC guard currently ranks 25th all-time at USF with 1,199 total points. Additionally, the Seattle native also ranks third all-time in three-pointers made (204) and three-pointers attempted (588). Defensively, Shabazz sits fourth all-time in program history in steals (163).

• This year, USF's non-conference schedule is highlighted by seven home games, including another battle with Pac-12 foe Arizona State. Additionally, the Dons will return to Chase Center for the third time in the last four seasons, with USF set to take on Utah State on Sunday, Dec. 4 in a neutral site matchup.

• Beginning towards the end of the calendar year, USF will embark on their 16-game conference slate on Thursday, Dec. 29 when they make the trip to the South Bay for a showdown at Santa Clara. Notably, the Dons will wrap up their conference schedule on Saturday, Feb. 25 with a road trip to Provo, Utah for a matchup with BYU.

Record Breakdown

Category	2022-23	Gerlufsen Era
Home	6-1	6-1
Road	2-1	2-1
Neutral	2-2	2-2
vs. Non-Conference	10-4	10-4
vs. WCC	0-0	0-0
Leading at Halftime	7-3	7-3
Trailing at Halftime	3-1	3-1
Tied at Halftime	0-0	0-0
Overtime	0-0	0-0
vs. Top-25 Opponents	0-0	0-0
More Field Goals Than Opponent	7-0	7-0
Fewer Field Goals Than Opponent	3-3	3-3
Field Goals are Equal	0-1	0-1
Better Field Goal Pct.	7-0	7-0
Lesser Field Goal Pct.	3-4	3-4
Field Goal Pct. is Equal	0-0	0-0
More Rebounds Than Opponent	9-1	9-1
Fewer Rebounds Than Opponent	1-2	1-2
Same Rebound Total	0-1	0-1
More Free Throws Than Opponent	8-0	8-0
Fewer Free Throws Than Opponent	2-4	2-4
Same Free Throw Total	0-0	0-0
More 3-Ptrs. Made Than Opponent	8-3	8-3
Fewer 3-Ptrs. Made Than Opponent	0-1	0-1
Same 3-Pt. Total	2-0	2-0
More Turnovers Than Opponent	6-3	6-3
Fewer Turnovers Than Opponent	4-1	4-1
Same Turnover Total	0-0	0-0
More Bench Points Than Opponent	9-2	9-2
Fewer Bench Points Than Opponent	1-2	1-2
Same Bench Point as Opponent	0-0	0-0
Games Decided by 1-5 points	2-2	2-2
Games Decided by 6-10 points	2-1	2-1
Games Decided by 11-15 points	2-0	2-0
Games Decided by 16-20+ points	4-1	4-1
Leading with 5 minutes to play	7-2	7-2
Trailing with 5 minutes to play	2-2	2-2
Tied with 5 minutes to play	0-0	0-0
Score under 50 pts.	0-0	0-0
Scoring 50-69 pts.	4-3	4-3
Scoring 70-79 pts.	2-0	2-0
Scoring 80-89 pts.	1-1	1-1
Scoring 90-99 pts.	3-0	3-0
Scoring 100+	0-0	0-0
November	7-1	7-1
December	3-3	3-3
January	0-0	0-0
February	0-0	0-0
March	0-0	0-0
Sunday	1-1	1-1
Monday	2-2	2-2
Tuesday	1-0	1-0
Wednesday	4-0	4-0
Thursday	1-0	1-0
Friday	0-1	0-1
Saturday	1-0	1-0
vs. America East	0-0	0-0
vs. CAA	0-0	0-0
vs. ACC	0-0	0-0
A-10	0-1	0-1
Mountain West	2-2	2-2
Big West	1-0	1-0
Pac-12	1-0	1-0
WAC	0-0	0-0
WCC	0-0	0-0

The Last Time...

A Team Scored 100+ Points In a Game		
USF	at Pacific, 104 - W, 104-71	2/21/22
Opp.	vs. No. 1 Gonzaga 100- L,100-61	2/13/21
A Team Scored 50 or Few Points In a Game		
USF	vs. Grand Canyon, 48 - L, 49-48	12/18/21
Opp.	by Pepperdine, 45 - W, 71-45	1/22/22
A Team Scored 90+ Points at War Memorial at the Sobrato Center		
USF	vs. Texas Southern, 90 - W, 90-77	11/7/22
Opp.	by No. 1 Gonzaga - 100 - L, 100-61	2/13/21
The Dons Played a Ranked Opponent		
Last	vs. No. 1/1 Gonzaga - L, 89-73	2/24/22
Last USF Win	vs. No. 4 Virginia, W, 61-60	11/27/20
The Dons Played in an Overtime Game		
USF Win	vs. Pepperdine - W, 63-61	2/20/20
USF Loss	vs. Harvard, L 81-84	12/30/19
A Team had 5+ Players Score in Double Figures		
USF	vs. Academy of Art - W, 111-78 (Bouyea, Shabazz, Stefanini, Massalski, Rishwain)	2/27/20
Opp.	by Pacific - L, 76-69 (Bell, Bailey, Crockrell, Jenkings Finstuen)	2/27/21
A Team Won By 20+ Points		
USF	at Pacific, 33 - W, 104-71	2/21/22
Opp.	vs. No. 1 Gonzaga, 100-61 (39)	2/13/21
A Team Shot 60% FG In A Game (Min. 10)		
USF	vs. BYU - .636 (35-55) - W	1/19/19
Opp.	vs. No. 1 Gonzaga - .610 (35-69)	2/13/21
A Team Shot 30% or Worse In A Game (Min. 10)		
USF	vs. Pacific - 27.6 (16-58) - L	2/6/20
Opp.	by Pepperdine - 25.0 (5-20) W	1/22/22
A Team Made 10 or More 3-PT FG In A Game		
USF	vs. Texas Southern, 11 - W, 90-77	11/7/22
Opp.	by BYU - 11 (11-19) - L	2/25/21
A Team Did Not Make a 3-PT FG In A Game		
USF	Unknown - prior to 2002-03 season	
Opp.	Unknown - prior to 2010-11 season	
A Team Shot 60% 3-Point FG In A Game (min. 10)		
USF	at Cal Poly - 63.6 (14-22)	12/4/20
Opp.	by Eastern Washington - .640 (13-20)	11/27/16
A Team Made 20+ Free Throws In A Game		
USF	vs. Academy of Art, 21 - W, 111-78	12/28/21
Opp.	vs. Towson, 23 - W, 71-61	11/25/21
A Team Made Five or Fewer Free Throws In A Game		
USF	vs. Grand Canyon, 48 - L, 49-48	12/18/21
Opp.	by Grand Canyon - 5 (5-12) - L, 49-48	12/18/21
A Team Attempted 40 Plus Free Throws In A Game		
USF	vs. Portland - 40 (26-40) - W	12/31/15
Opp.	by UMass Lowell - 41 (27-41) - L	11/25/20
A Team Shot 90% Or Better From the Free Throw Line (Min. 10)		
USF	vs. Pepperdine - 1.000 (10-10) - L	2/10/21
Opp.	by UC Davis - .917 (22-24)	12/21/19
A Team Shot 40% or Worse From the Free Throw Line		
USF	at Portland - .286 (4-14)	2/16/19
Opp.	by Delaware State - .384 (5-13)	11/29/15
A Team Had 30+ Defensive Rebounds In A Game		
USF	vs. Academy of Art, 33 - W, 111-78	12/28/21
Opp.	35 - by LMU - L	2/18/21
A Team Had 50+ Total Rebounds In A Game		
USF	vs. Long Beach State - 51 - W	12/10/20
Opp.	by Pacific - 51 - L	2/6/20
A Team Had 20+ Offensive Rebounds In A Game		
USF	vs. Florida Gulf Coast - 23 - L	11/25/14
Opp.	by Illinois State - 21 - W	12/23/16
A Team Had 20+ Assists In A Game		
USF	at Pacific, 22 - W, 104-71	2/21/22
Opp.	by BYU - 26 - L	2/08/20
A Team Had 20+ Turnovers In A Game		
USF	vs. UAB - 23 - W, 63-61	11/26/21
Opp.	by Pepperdine - 20 - W	1/22/22
A Team Had 10+ Steals In A Game		
USF	at Pepperdine, 11 - W, 71-45	1/22/22
Opp.	by Morgan State - 10 - W, 83-67	11/22/21
A Team Had 10+ Blocks In A Game		
USF	vs. Prairie View A&M - 11 - W, 92-76	1/7/21
Opp.	by Gonzaga - 10 - L	2/7/19
A Team Won on a Last Second Shot		
USF	by USF: 06.8 - at UNLV	12/17/22
Opp.	by Cal: 00:01 - at Cal	12/13/20

A Player Scored 40 or More		
USF	Tim Owens - 45	vs. LMU - 3/2/91
Opp.	Roberto Gallinat (Pacific) - 41	2/22/18
A Player Scored 30 or More		
USF	Jamaree Bouyea- 30	vs. UNLV (12/4/21)
Opp.	Yoeli Childs (BYU) - 32	2/08/20
Two Players Scored 20 or More		
USF	K. Shabazz (27), Y. Massalski (21) - W, 88-73, vs. San Diego 1/8/22	
Opp.	I. Pineiro (28), I. Wright (24) - L vs. San Diego - 2/28/19	
A Player Made 10+ Field Goals in a Game		
USF	Yauhen Massalski 10 (10-10) L, 79-74 vs. Loyola Chicago- 1/6/22	
Opp.	10 - Alex Barcello	by BYU - 2/25/21
A Player Shot 80% Or Better (Min. 10)		
USF	Yauhen Massalski (1.000, 10-10) L, 79-74 vs. Loyola Chicago- 1/6/22	
Opp.	Drew Timme (11-12) .917 by Gonzaga 2/13/21	
A Player Made 5+ 3-PT FG In A Game		
USF	Julian Rishwain (5) W, 71-45 at Pepperdine (1/22/22)	
Opp.	Alex Barcello (7-7)	by BYU 2/25/21
A Player Attempted 10+ 3-PT FG In A Game		
USF	Khalil Shabazz - 12 (4-12)	at Arizona St. 12/19/21
Opp.	Colbey Ross - 12 (4-12)	Pepperdine 2/22/20
A Player Shot 80% or better from 3-PT (Min. 5)		
USF	Zane Meeks - .833 (5-6)	at Arizona St. - 12/19/21
Opp.	Alex Barcello - 1.000 (7-7)	by BYU 2/25/21
A Player Made 10+ Free Throws In A Game		
USF	Frankie Ferrari - 10 (10-11)	vs. Santa Clara 2/9/19
Opp.	Alex Barcello - 1.000 (10-10)	by BYU 1/16/21
A Shot 90% or Better From Free Throw (Min. 10)		
USF	Frankie Ferrari - .909 (10-11)	vs. Santa Clara (2/21/19)
Opp.	Alex Barcello - 1.000 (10-10)	by BYU 1/16/21
A Player Recorded 10+ Rebounds In A Game		
USF	Yauhen Massalki- 17	vs. San Diego 1/8/22
Opp.	Mattias Markusson -15	LMU - 2/18/21
A Player Record 15+ Rebounds In A Game		
USF	Yauhen Massalki- 20	vs. Portland 2/8/22
Opp.	Mattias Markusson -15	LMU - 2/18/21
Two Players with 10 or More Rebounds In A Game		
USF	J. Lull (14), C .Minlend (10)	at SCU 2/13/20
Opp.	Ke. Edwards (11)/Ka. Edwards (10)	by Pepp. 2/22/20
A Player Recorded 5+ Offensive Rebounds In A Game		
USF	Yauhen Massalski - 9	vs. San Diego 1/8/22
Opp.	Richard Harward - 5	by BYU 1/16/21
A Player Recorded 10 or more Assists In A Game		
USF	Jamaree Bouyea - 11	vs. Pacific 2/21/22
Opp.	KJ Feagin - 10	at Santa Clara 2/3/18
A Player Recorded 5 or More Steals In A Game		
USF	Khalil Shabazz - 6	vs. Davidson 11/13/21
Opp.	Ryan Woolridge - 5	Gonzaga 2/20/20
A Player Recorded 5 or More Blocks In A Game		
USF	Yauhen Massalski - 7	vs. Saint Mary's 1/27/22
Opp.	Chet Holmgren - 6	vs. #1/1 Gonzaga 2/24/22
Double-Double By A Player In A Game		
USF	Jamaree Bouyea (15 pts, 11 ast)	vs. Pacific 2/21/22
Opp.	Chet Holmgren (21 pts, 15 reb.)	vs. #1/1 Gonzaga 2/24/22
Two Players With A Double-Double In A Game		
USF	J. Lull (16 pts, 14 reb)/C. Minlend (11 pts, 10 reb.)	at SCU 2/13/20
Opp.	J. Landale (21 pts, 11 reb)/D. Pineau (14 pts, 12 reb)	vs. SMC 1/7/17
Triple Double By A Player In A Game		
USF	Unknown - prior to 2010-11	
Opp.	Kyle Collingsworth (12 pts, 12 reb, 10 ast)	BYU 1/3/15

WHAT IS A "DON"

"Don" is an acronym for **De Origen Noble**, which translates to "of noble origin" and is a Spanish title given only to a noble person of political, social or official distinction. The name references the early history of California and San Francisco, which was marked by the exploits of the adventure-some and swashbuckling Spanish Dons. All USF students and alumni are of noble origin who share in the long passion for learning in order to better understand the past, clarify the present and anticipate the future. Thus, we are proud to call ourselves the Dons. USF's mascot is named **Don Francisco**, in honor of **Don Francisco de Haro**, the first mayor of San Francisco.

KHALIL **SHABAZZ** (Kuh-leel Shu-BOZZ like boss but with z's)

Graduate Student • Guard • 6-0 • 170 • Seattle, Wash. • Rainier Beach HS • Central Washington

SEASON STATS

PPG	RPG	APG	FG%	3FG%	FT%
15.1	6.1	3.9	41.6	33.3	84.9

LAST GAME vs #25 Arizona State (12/21/22)

MIN	PTS	REBS	ASTS	BLKS	STLS
31	26	7	6	0	1

Played in 34 games making 34 starts in 2021-22... earned All-WCC Second Team honors for the second straight year... earned Division 1-AAA ADA Scholar Athlete Team honors...Became the 40th student athlete to reach 1,000 career points at USF in 2021-22...Finished second on the team averaging 13.7 points per game... scored 466 total points, giving him three consecutive seasons scoring 350 points or more... Was named to the WCC All-Tournament team

Career Honors

- GNAC Freshman of the Year (2017-18)
- GNAC Honorable Mention Team (2017-18)
- All-WCC Second Team x2 (2020-21, 2021-22)
- All-WCC Preseason Team x2 (2021-22, 2022-23)

Season Highs:

Points	--	--
Minutes	--	--
Field Goals Made	--	--
Field Goal Attempts	--	--
3-Point Field Goals Made	--	--
3-Point Field Goal Attempts	--	--
Free Throws Made	--	--
Free Throw Attempts	--	--
Rebounds	--	--
Assists	--	--
Blocks	--	--
Steals	--	--

Career Highs (*Central Washington)

Points	32	vs. BYU (1/25/20)
Minutes	*39	vs. Saint Martin's (03/01/18)
Field Goals Made	10	2x, last vs. BYU (1/16/21)
Field Goal Attempts	21	vs. BYU (1/16/21)
3-Point Field Goals Made	8	vs. BYU 1/16/21)
3-Point Field Goal Attempts	14	vs. BYU (1/16/21)
Free Throws Made	*9	vs Hawaii-Hilo (11/17/17)
Free Throw Attempts	*11	vs Hawaii-Hilo (11/17/17)
Rebounds	*13	vs Saint Martin's (03/01/18)
Assists	*7	Alaska 01/13/18)
Blocks	1	2x, last at LMU (1/10/21)
Steals	6	4x, last vs. UNLV (12/4/21)

2022-23 San Francisco Men's Basketball
Individual Game-by-Game
All games

Page 1/13
as of Dec 22, 2022

#0 SHABAZZ, Khalil

				Total		3-Pointers		Free throws		Rebounds											
Opponent	Date	GS	MIN	FG-FGA	PCT	3FG-3FGA	PCT	FT-FTA	PCT	OFF	DEF	TOT	AVG	PF	A	TO	BLK	STL	PTS	AVG
Texas Southern	11/07/2022	*	33:56	3-8	.375	2-4	.500	0-2	.000	0	10	10	10.0	3	3	5	0	2	8	8.0
Cal Poly	11/10/2022	*	36:20	6-13	.462	2-7	.286	4-6	.667	2	5	7	8.5	0	2	3	0	2	18	13.0
UC Merced	11/13/2022	*	32:13	6-11	.545	2-6	.333	7-7	1.000	1	2	3	6.7	3	4	2	1	4	21	15.7
at Fresno St.	11/16/2022	*	36:38	2-6	.333	2-5	.400	2-2	1.000	0	2	2	5.5	2	4	3	0	1	8	13.8
vs UNI	11/21/2022	*	37:01	8-16	.500	5-11	.455	3-3	1.000	1	4	5	5.4	2	7	4	0	4	24	15.8
vs Wichita St.	11/22/2022	*	35:52	1-8	.125	0-6	.000	5-5	1.000	1	2	3	5.0	3	5	3	0	2	7	14.3
at Davidson	11/25/2022	*	29:22	6-12	.500	1-6	.167	7-7	1.000	1	2	3	4.7	4	2	2	0	1	20	15.1
Little Rock	11/30/2022	*	33:14	6-14	.429	2-5	.400	2-2	1.000	2	5	7	5.0	3	7	1	0	5	16	15.3
vs Utah St.	12/04/2022	*	38:10	3-9	.333	2-4	.500	0-0	.000	0	5	5	5.0	2	3	6	0	2	8	14.4
Merrimack	12/07/2022	*	35:21	3-9	.333	1-4	.250	2-2	1.000	5	5	10	5.5	3	2	2	0	1	9	13.9
vs New Mexico	12/12/2022	*	36:32	6-12	.500	2-7	.286	4-7	.571	2	7	9	5.8	3	5	1	0	2	18	14.3
at UNLV	12/17/2022	*	38:19	5-14	.357	3-11	.273	4-5	.800	2	5	7	5.9	2	2	2	0	2	17	14.5
UT Arlington	12/19/2022	*	35:51	4-13	.308	3-9	.333	0-0	.000	1	6	7	6.0	4	3	3	0	2	11	14.2
Arizona St.	12/21/2022	*	31:08	8-16	.500	5-11	.455	5-5	1.000	0	7	7	6.1	1	6	0	0	1	26	15.1
Totals		**14**	**489:57**	**67-161**	**.416**	**32-96**	**.333**	**45-53**	**.849**	**18**	**67**	**85**	**6.1**	**35**	**55**	**37**	**1**	**31**	**211**	**15.1**

Player Averages

Games Played	Minutes/ game	Points/ game	FG Pct	3FG Pct	FT Pct	Rebounds/ game	Assists/ game	Turnovers/ game	Assist/Turnover ratio	Steals/ game	Blocks/ game
14	35.0	15.1	41.6	33.3	84.9	6.1	3.9	2.6	1.5	2.2	0.1

LIVESTATS BY GENIUS SPORTS

FAST FIVE...

1) Khalil, and his brother, Shadeed (who also attended Rainier Beach), have totaled five state championships, which is the most in state history between brothers.
2) His name means "Friend" in Arabic - he has friend tattooed on his neck.
3) Says his favorite movie is the animated feature Boss Baby
4) If he could travel anywhere he would want to go to Santorini, Greece.
5) Loves photography, shoes and tattoos. Hopes to one day cover most of his body in tattoos.

GERLUFSEN ON SHABAZZ...

CAREER YEAR-BY-YEAR STATISTICS (*at Central Washington)

Year	GP	GS	Min	Avg	FG	FGA	Pct	3FG	3FGA	Pct	FT	FTA	Pct	Off	Def	Tot	Avg	PF	FO	Ast	TO	Blk	Stl	Pts	Avg
*2017-18	26	24	728	28.0	136	304	.447	41	98	.418	86	110	.782	26	107	133	5.1	68	0	84	62	0	60	399	15.3
2019-20	34	2	712	20.9	116	279	.416	63	170	.371	63	83	.759	21	81	102	3.0	83	3	49	40	1	56	358	10.5
2020-21	25	25	745	29.8	127	347	.366	62	189	.328	59	77	.766	17	71	88	3.5	54	0	42	42	1	48	375	15.0
TOTAL USF	59	27	1456	24.7	243	626	.388	125	359	.348	122	160	.763	38	152	190	3.2	137	3	91	82	2	104	733	12.4

TYRELL **ROBERTS** (Ty-rell Ro-berts)

Graduate Student • Guard • 5-11 • 175 • Sacramento, Calif. • Washington State

SEASON STATS

PPG	RPG	APG	FG%	3FG%	FT%
14.9	3.6	2.4	44.2	39.3	75.0

LAST GAME vs #25 Arizona State (12/21/22)

MIN	PTS	REBS	ASTS	BLKS	STLS
25	14	6	2	0	1

Played in 36 of 37 contests while starting 31 games at Washington State in 2021-22... finished second on the team at 11.4 ppg... made 88 made three-pointers ranks 5th on the Cougs' single season list...went 49-for-53 (92.5%) from the line, setting the record for consecutive FT to start a career with 25 makes...his 92.5 FT% was a program record for a single season...in the NIT averaged - 14.3 ppg on a WSU NIT record 14-of-38 (36.8%) shooting from deep...named to the Pac-12 Winter Academic Honor

Career Honors

Season Highs:

Points	--	--
Minutes	--	--
Field Goals Made	--	--
Field Goal Attempts	--	--
3-Point Field Goals Made	--	--
3-Point Field Goal Attempts	--	--
Free Throws Made	--	--
Free Throw Attempts	--	--
Rebounds	--	--
Assists	--	--
Blocks	--	--
Steals	--	--

Career Highs (at USF)

Points	--	--
Minutes	--	--
Field Goals Made	--	--
Field Goal Attempts	--	--
3-Point Field Goals Made	--	--
3-Point Field Goal Attempts	--	--
Free Throws Made	--	--
Free Throw Attempts	--	--
Rebounds	--	--
Assists	--	--
Blocks	--	--
Steals	--	--

2022-23 San Francisco Men's Basketball
Individual Game-by-Game
All games

Page 2/13
as of Dec 22, 2022

#1 ROBERTS, Tyrell

				Total		3-Pointers		Free throws		Rebounds											
Opponent	Date	GS	MIN	FG-FGA	PCT	3FG-3FGA	PCT	FT-FTA	PCT	OFF	DEF	TOT	AVG	PF	A	TO	BLK	STL	PTS	AVG
Texas Southern	11/07/2022	*	34:01	5-8	.625	2-3	.667	5-8	.625	0	4	4	4.0	1	3	6	0	1	17	17.0
Cal Poly	11/10/2022	*	35:10	4-12	.333	2-6	.333	2-3	.667	0	6	6	5.0	1	0	2	0	3	12	14.5
UC Merced	11/13/2022	*	32:07	4-7	.571	2-4	.500	0-0	.000	0	4	4	4.7	1	3	1	0	2	10	13.0
at Fresno St.	11/16/2022	*	37:44	9-16	.563	4-10	.400	0-0	.000	0	3	3	4.3	3	2	1	0	3	22	15.3
vs UNI	11/21/2022	*	32:52	4-8	.500	2-4	.500	1-2	.500	0	2	2	3.8	1	1	0	0	0	11	14.4
vs Wichita St.	11/22/2022	*	37:23	5-12	.417	2-8	.250	1-1	1.000	0	6	6	4.2	3	7	0	0	0	13	14.2
at Davidson	11/25/2022	*	33:14	5-13	.385	3-7	.429	0-0	.000	1	0	1	3.7	5	3	1	1	3	13	14.0
Little Rock	11/30/2022	*	26:35	5-8	.625	2-5	.400	0-0	.000	0	2	2	3.5	2	1	1	0	0	12	13.8
vs Utah St.	12/04/2022	*	27:15	6-16	.375	3-7	.429	3-5	.600	1	0	1	3.2	3	0	3	0	0	18	14.2
Merrimack	12/07/2022	*	34:27	3-11	.273	1-7	.143	5-5	1.000	0	7	7	3.6	0	1	1	0	1	12	14.0
vs New Mexico	12/12/2022	*	39:03	4-14	.286	2-7	.286	3-3	1.000	1	5	6	3.8	1	4	3	0	2	13	13.9
at UNLV	12/17/2022	*	28:49	7-15	.467	3-9	.333	0-0	.000	1	0	1	3.6	3	4	2	0	0	17	14.2
UT Arlington	12/19/2022	*	38:48	8-17	.471	5-8	.625	3-3	1.000	0	2	2	3.5	2	3	1	0	2	24	14.9
Arizona St.	12/21/2022	*	24:50	4-8	.500	2-4	.500	4-6	.667	0	6	6	3.6	3	2	2	0	1	14	14.9
Totals		**14**	**462:18**	**73-165**	**.442**	**35-89**	**.393**	**27-36**	**.750**	**4**	**47**	**51**	**3.6**	**29**	**34**	**24**	**1**	**18**	**208**	**14.9**

Player Averages

Games Played	Minutes/ game	Points/ game	FG Pct	3FG Pct	FT Pct	Rebounds/ game	Assists/ game	Turnovers/ game	Assist/Turnover ratio	Steals/ game	Blocks/ game
14	33.0	14.9	44.2	39.3	75.0	3.6	2.4	1.7	1.4	1.3	0.1

LIVESTATS BY GENIUS SPORTS

FAST FIVE...

GERLUFSEN ON ROBERTS...

CAREER YEAR-BY-YEAR STATISTICS

JULIAN **RISHWAIN**

Junior • Guard • 6-5 • 190 • Los Angeles, Calif. • Notre Dame HS • Boston College

SEASON STATS

PPG	RPG	APG	FG%	3FG%	FT%
4.9	2.5	0.9	24.7	21.6	73.3

LAST GAME vs #25 Arizona State (12/21/22)

MIN	PTS	REBS	ASTS	BLKS	STLS
15	5	4	1	0	2

Played in 34 games in 2021-22...averaged 7.4 points per game...shot 43 percent from behind the arc (55-128)...Third on the team in made three-pointers (55)... shot 44 percent overall from the field (80-182)...Recorded his season high in points twice with 20 against Pepperdine (1/22/22) and Gonzaga (3/7/22)...Recorded double digit scoring performances in 11 games...Averaged 3.0 rebounds per game with a total of 102 boards...Early in the season led the country in three-point field goal percentage (minimum 25 attempted)

Career Honors

Season Highs:

Points	--	--
Minutes	--	--
Field Goals Made	--	--
Field Goal Attempts	--	--
3-Point Field Goals Made	--	--
3-Point Field Goal Attempts	--	--
Free Throws Made	--	--
Free Throw Attempts	--	--
Rebounds	--	--
Assists	--	--
Blocks	--	--
Steals	--	--

Career Highs (*Boston College)

Pts.	25	at BYU (2/25/21)
Minutes	27	at BYU (2/25/21)
FGs Made	8	at BYU (2/25/21)
Field Goal Attempts	13	at BYU (2/25/21)
3-Point Field Goals Made	5	1/22/22 at Pepperdine
3-Point Field Goal Attempts	9	2x, last at BYU (2/25/21)
Free Throws Made	5	at Cal Poly (12/4/20)
Free Throw Attempts	7	at Cal Poly (12/4/20)
Rebounds	*7	Georgia Tech (01/11/20)
Assists	*4	at Miami (01/12/20)
Blocks	1	3x, last vs. San Diego (3/4/21)
Steals	*3	Wake Forest (11/06/190

Miscellaneous

	Fr.	Car
Double-Double	--	--
10+ Points	--	--
20+ Points	--	--
30+ Points	--	--
5+ Rebounds	1	1
10+ Rebounds	--	--
5+ Assists	--	--
3+ 3PT FG	--	--
3+ Steals	--	--
2+ Blocks	--	--
Led Team in Pts	--	--
Led Team in Reb.	--	--
Led Team in Ast.	--	--
Led Team in Steals	--	--
Led Team in Blocks	--	--

2022-23 San Francisco Men's Basketball
Individual Game-by-Game
All games

Page 3/13
as of Dec 22, 2022

#2 RISHWAIN, Julian

				Total		3-Pointers		Free throws		Rebounds										
Opponent	Date	GS	MIN	FG-FGA	PCT	3FG-3FGA	PCT	FT-FTA	PCT	OFF	DEF	TOT	AVG	PF	A	TO	BLK	STL	PTS	AVG
Texas Southern	11/07/2022	*	22:11	1-5	.200	1-3	.333	2-2	1.000	1	3	4	4.0	3	3	2	0	0	5	5.0
Cal Poly	11/10/2022	*	26:21	1-7	.143	0-4	.000	3-3	1.000	0	1	1	2.5	1	1	1	0	3	5	5.0
UC Merced	11/13/2022	*	19:42	0-6	.000	0-5	.000	0-0	.000	0	2	2	2.3	2	3	0	1	0	0	3.3
at Fresno St.	11/16/2022	*	17:19	1-4	.250	0-3	.000	1-2	.500	0	0	0	1.8	0	1	0	0	0	3	3.3
vs UNI	11/21/2022	*	26:55	3-8	.375	3-7	.429	2-2	1.000	0	4	4	2.2	1	0	0	0	0	11	4.8
vs Wichita St.	11/22/2022	*	29:51	4-9	.444	3-6	.500	2-3	.667	0	5	5	2.7	1	0	0	0	1	13	6.2
at Davidson	11/25/2022	*	27:07	1-6	.167	1-5	.200	2-4	.500	1	3	4	2.9	0	0	1	0	1	5	6.0
Little Rock	11/30/2022	*	27:22	2-6	.333	2-5	.400	4-5	.800	0	2	2	2.8	1	2	0	0	0	10	6.5
vs Utah St.	12/04/2022	*	21:57	0-5	.000	0-3	.000	4-4	1.000	2	1	3	2.8	2	0	1	0	0	4	6.2
Merrimack	12/07/2022	*	25:19	2-6	.333	0-4	.000	1-4	.250	0	4	4	2.9	0	1	2	0	1	5	6.1
vs New Mexico	12/12/2022	*	13:57	0-3	.000	0-2	.000	0-0	.000	0	1	1	2.7	0	0	0	0	1	0	5.5
at UNLV	12/17/2022		06:24	0-2	.000	0-2	.000	0-0	.000	0	0	0	2.5	0	1	1	0	0	0	5.1
UT Arlington	12/19/2022		08:41	1-1	1.000	1-1	1.000	0-0	.000	0	1	1	2.4	1	0	1	0	0	3	4.9
Arizona St.	12/21/2022		15:01	2-5	.400	0-1	.000	1-1	1.000	0	4	4	2.5	0	1	1	0	2	5	4.9
Totals		**11**	**288:08**	**18-73**	**.247**	**11-51**	**.216**	**22-30**	**.733**	**4**	**31**	**35**	**2.5**	**12**	**13**	**10**	**1**	**9**	**69**	**4.9**

Player Averages

Games Played	Minutes/ game	Points/ game	FG Pct	3FG Pct	FT Pct	Rebounds/ game	Assists/ game	Turnovers/ game	Assist/Turnover ratio	Steals/ game	Blocks/ game
14	20.6	4.9	24.7	21.6	73.3	2.5	0.9	0.7	1.3	0.6	0.1

LIVESTATS BY GENIUS SPORTS

FAST FIVE...

1) Born November 16, 2000
2) Says if he wasn't playing basketball he would be a professional video game player.
3) Favorite television show: Entourage
4) Favorite musical artist/song: Future
5) Favorite food: Mexican cuisine

GERLUFSEN ON RISHWAIN...

CAREER YEAR-BY-YEAR STATISTICS

Year	GP	GS	Min	Avg	FG	FGA	Pct	3FG	3FGA	Pct	FT	FTA	Pct	Off	Def	Tot	Avg	PF	FO	Ast	TO	Blk	Stl	Pts	Avg
*2019-20	30	3	448	14.9	38	121	.314	30	90	.333	14	24	.583	5	53	58	1.9	42	1	28	36	3	19	120	4.0
2020-21	23	0	385	16.7	57	128	.445	33	90	.367	34	42	.810	15	53	68	3.0	46	1	8	17	3	17	181	7.9
TOTAL USF	23	0	385	16.7	57	128	.445	33	90	.367	34	42	.810	15	53	68	3.0	46	1	8	17	3	17	181	7.9

ISAIAH **HAWTHORNE**

R-Sophomore • Forward • 6-8 • 205 • Tracy, Calif. • Tracy HS

SEASON STATS

PPG	RPG	APG	FG%	3FG%	FT%
5.6	2.5	0.5	47.5	40.0	61.5

LAST GAME vs #25 Arizona State (12/21/22)

MIN	PTS	REBS	ASTS	BLKS	STLS
29	19	4	0	1	2

Played in 7 games in 2021-22...recorded a total of 7 points, 4 rebounds, 3 assist and 2 blocksScored a season-high 4 points on 2-of-3 from the field in USF's 83-67 win over Morgan State (11/22/21)...also grabbed a season-high 2 rebounds...Registered a season-high 9 minutes in USF's 111-78 win over Academy of Art (12/28/21)

Career Honors:

Season Highs:

Points	--	--
Minutes	--	--
Field Goals Made	--	--
Field Goal Attempts	--	--
3-Point Field Goals Made	--	--
3-Point Field Goal Attempts	--	--
Free Throws Made	--	--
Free Throw Attempts	--	--
Rebounds	--	--
Assists	--	--
Blocks	--	--
Steals	--	--

Career Highs

Points	--	--
Minutes	--	--
Field Goals Made	--	--
Field Goal Attempts	--	--
3-Point Field Goals Made	--	--
3-Point Field Goal Attempts	--	--
Free Throws Made	--	--
Free Throw Attempts	--	--
Rebounds	--	--
Assists	--	--
Blocks	--	--
Steals	--	--

Miscellaneous

	Fr.	Car
Double-Double	--	--
10+ Points	1	1
20+ Points	--	--
30+ Points	--	--
5+ Rebounds	--	--
10+ Rebounds	--	--
5+ Assists	--	--
3+ 3PT FG	--	--
3+ Steals	--	--
2+ Blocks	--	--
Led Team in Pts	--	--
Led Team in Reb.	--	--
Led Team in Ast.	--	--
Led Team in Steals	--	--
Led Team in Blocks	--	--

2022-23 San Francisco Men's Basketball
Individual Game-by-Game
All games

Page 4/13
as of Dec 22, 2022

#3 HAWTHORNE, Isaiah

				Total		3-Pointers		Free throws		Rebounds											
Opponent	**Date**	**GS**	**MIN**	**FG-FGA**	**PCT**	**3FG-3FGA**	**PCT**	**FT-FTA**	**PCT**	**OFF**	**DEF**	**TOT**	**AVG**	**PF**	**A**	**TO**	**BLK**	**STL**	**PTS**	**AVG**
Texas Southern	11/07/2022		17:18	4-6	.667	2-4	.500	0-2	.000	1	5	6	6.0	3	0	1	0	0	10	10.0
Cal Poly	11/10/2022		05:02	0-0	.000	0-0	.000	0-0	.000	0	0	0	3.0	1	0	0	0	0	0	5.0
UC Merced	11/13/2022		08:28	0-0	.000	0-0	.000	0-0	.000	1	0	1	2.3	1	1	0	0	0	0	3.3
at Fresno St.	11/16/2022		17:26	1-7	.143	0-3	.000	0-0	.000	0	3	3	2.5	2	2	0	0	0	2	3.0
vs UNI	11/21/2022		11:03	3-6	.500	1-2	.500	0-0	.000	1	3	4	2.8	1	0	0	0	0	7	3.8
vs Wichita St.	11/22/2022		13:15	3-4	.750	2-3	.667	0-0	.000	1	0	1	2.5	2	0	1	0	2	8	4.5
at Davidson	11/25/2022		13:13	2-3	.667	1-2	.500	0-0	.000	0	0	0	2.1	1	1	1	1	0	5	4.6
Little Rock	11/30/2022		21:50	5-9	.556	2-4	.500	0-0	.000	0	5	5	2.5	4	1	1	1	0	12	5.5
vs Utah St.	12/04/2022		09:06	0-0	.000	0-0	.000	0-0	.000	0	1	1	2.3	5	0	2	0	0	0	4.9
Merrimack	12/07/2022		08:52	0-0	.000	0-0	.000	2-2	1.000	1	0	1	2.2	1	0	1	1	1	2	4.6
vs New Mexico	12/12/2022		12:18	2-4	.500	2-3	.667	0-0	.000	1	0	1	2.1	2	1	0	0	2	6	4.7
at UNLV	12/17/2022	*	26:48	2-8	.250	0-3	.000	3-5	.600	1	1	2	2.1	1	1	2	1	1	7	4.9
UT Arlington	12/19/2022	*	12:45	0-2	.000	0-1	.000	0-0	.000	3	3	6	2.4	4	0	2	0	1	0	4.5
Arizona St.	12/21/2022	*	29:40	7-12	.583	2-5	.400	3-4	.750	2	2	4	2.5	4	0	2	1	2	19	5.6
Totals		**3**	**207:03**	**29-61**	**.475**	**12-30**	**.400**	**8-13**	**.615**	**12**	**23**	**35**	**2.5**	**32**	**7**	**13**	**5**	**9**	**78**	**5.6**

Player Averages

Games Played	Minutes/ game	Points/ game	FG Pct	3FG Pct	FT Pct	Rebounds/ game	Assists/ game	Turnovers/ game	Assist/Turnover ratio	Steals/ game	Blocks/ game
14	14.8	5.6	47.5	40.0	61.5	2.5	0.5	0.9	0.5	0.6	0.4

LIVESTATS BY GENIUS SPORTS

FAST FIVE...

1) Born August 28, 2001
2) Rated a three-star prospect according to Rivals.com and 247sports.com
3) Says that Mexican food is his favorite food
4) His favorite sport other than basketball is baseball and is a Giants fan.
5) Says the Jordan I's are his favorite shoes.

GERLUFSEN ON HAWTHORNE...

CAREER YEAR-BY-YEAR STATISTICS

Year	GP	GS	Min	Avg	FG	FGA	Pct	3FG	3FGA	Pct	FT	FTA	Pct	Off	Def	Tot	Avg	PF	FO	Ast	TO	Blk	Stl	Pts	Avg
2020-21	17	0	121	7.1	11	38	.289	4	25	.160	7	8	.875	7	15	22	1.3	17	0	2	13	1	3	33	1.9
2021-22																									
TOTAL	17	0	121	7.1	11	38	.289	4	25	.160	7	8	.875	7	15	22	1.3	17	0	2	13	1	3	33	1.9

SABA **GIGIBERIA** (Gee-gee-bear-ee-uh)

Sophomore • Center • 7-2 • 248 • Tbilisi, Georgia • Georgia Tech

SEASON STATS

PPG	RPG	APG	FG%	3FG%	FT%
4.9	3.5	0.9	50.0	11.1	58.3

LAST GAME vs #25 Arizona State (12/21/22)

MIN	PTS	REBS	ASTS	BLKS	STLS
18	3	3	3	2	1

Saw action in 15 games, averaging 7.8 minutes, 2.5 points and 2.3 rebounds at Georgia Tech in 2021-22...Received first career start against Wake Forest (1/19), scoring career-high eight points, career-high 16:47 court time...Followed with eight points in six minutes against Clayton State...Notched six points and six rebounds at Duke in 14:06 minutes, four points and four rebounds at UNC in 14:01, his previous long stints

Career Honors:

Season Highs:

Points	--	--
Minutes	--	--
Field Goals Made	--	--
Field Goal Attempts	--	--
3-Point Field Goals Made	--	--
3-Point Field Goal Attempts	--	--
Free Throws Made	--	--
Free Throw Attempts	--	--
Rebounds	--	--
Assists	--	--
Blocks	--	--
Steals	--	--

Career Highs (at USF)

Points	--	--
Minutes	--	--
Field Goals Made	--	--
Field Goal Attempts	--	--
3-Point Field Goals Made	--	--
3-Point Field Goal Attempts	--	--
Free Throws Made	--	--
Free Throw Attempts	--	--
Rebounds	--	--
Assists	--	--
Blocks	--	--
Steals	--	--

Miscellaneous

	So.	Jr.	Sr.	Car
Double-Double	0	0	0	0
10+ Points	2	0	0	0
20+ Points	0	0	0	0
30+ Points	0	0	0	0
5+ Rebounds	1	0	0	0
10+ Rebounds	0	0	0	0
5+ Assists	0	0	0	0
3+ 3PT FG	3	0	0	0
3+ Steals	0	0	0	0
2+ Blocks	0	0	0	0
Led Team in Pts	0	0	0	0
Led Team in Reb.	0	0	0	0
Led Team in Ast:	0	0	0	0
Led Team in Blocks:	0	0	0	0
Led Team in Steals	0	0	0	0

2022-23 San Francisco Men's Basketball
Individual Game-by-Game
All games

Page 5/13
as of Dec 22, 2022

#5 GIGIBERIA, Saba

				Total		3-Pointers		Free throws		Rebounds											
Opponent	Date	GS	MIN	FG-FGA	PCT	3FG-3FGA	PCT	FT-FTA	PCT	OFF	DEF	TOT	AVG	PF	A	TO	BLK	STL	PTS	AVG
Texas Southern	11/07/2022	*	11:32	2-3	.667	0-1	.000	2-2	1.000	1	4	5	5.0	2	0	1	0	1	6	6.0
Cal Poly	11/10/2022	*	18:46	2-4	.500	0-1	.000	2-2	1.000	3	5	8	6.5	4	1	5	3	2	6	6.0
UC Merced	11/13/2022	*	13:33	3-6	.500	0-1	.000	0-0	.000	1	2	3	5.3	1	1	3	0	1	6	6.0
at Fresno St.	11/16/2022	*	07:54	1-3	.333	1-1	1.000	0-0	.000	2	2	4	5.0	1	0	1	1	0	3	5.3
vs UNI	11/21/2022	*	06:47	1-3	.333	0-1	.000	0-0	.000	0	1	1	4.2	3	1	0	0	1	2	4.6
vs Wichita St.	11/22/2022	*	12:18	1-4	.250	0-1	.000	1-1	1.000	0	5	5	4.3	1	1	1	0	1	3	4.3
at Davidson	11/25/2022	*	09:18	2-4	.500	0-0	.000	0-0	.000	2	3	5	4.4	2	1	0	2	1	4	4.3
Little Rock	11/30/2022	*	15:33	3-8	.375	0-1	.000	2-4	.500	3	2	5	4.5	1	2	1	1	1	8	4.8
vs Utah St.	12/04/2022	*	16:56	3-6	.500	0-2	.000	2-3	.667	0	4	4	4.4	1	1	2	1	0	8	5.1
Merrimack	12/07/2022		04:34	2-2	1.000	0-0	.000	0-0	.000	0	2	2	4.2	2	0	2	1	0	4	5.0
vs New Mexico	12/12/2022		08:05	1-1	1.000	0-0	.000	0-1	.000	1	0	1	3.9	2	0	3	0	0	2	4.7
at UNLV	12/17/2022		10:22	4-5	.800	0-0	.000	3-3	1.000	3	0	3	3.8	3	0	1	0	1	11	5.3
UT Arlington	12/19/2022		10:05	1-3	.333	0-0	.000	1-4	.250	0	0	0	3.5	2	1	3	0	0	3	5.1
Arizona St.	12/21/2022	*	18:10	1-2	.500	0-0	.000	1-4	.250	0	3	3	3.5	4	3	2	2	1	3	4.9
Totals		**10**	**163:52**	**27-54**	**.500**	**1-9**	**.111**	**14-24**	**.583**	**16**	**33**	**49**	**3.5**	**29**	**12**	**25**	**11**	**10**	**69**	**4.9**

Player Averages

Games Played	Minutes/ game	Points/ game	FG Pct	3FG Pct	FT Pct	Rebounds/ game	Assists/ game	Turnovers/ game	Assist/Turnover ratio	Steals/ game	Blocks/ game
14	11.7	4.9	50.0	11.1	58.3	3.5	0.9	1.8	0.5	0.7	0.8

LIVESTATS BY GENIUS SPORTS

FAST FIVE...

GOLDEN ON MEEKS...

CAREER YEAR-BY-YEAR STATISTICS

Year	GP	GS	Min	Avg	FG	FGA	Pct	3FG	3FGA	Pct	FT	FTA	Pct	Off	Def	Tot	Avg	PF	FO	Ast	TO	Blk	Stl	Pts	Avg

TONI **ROCAK** (Row-chak)

Graduate Student • Forward • 6-9 • 220 • Geneva, Switzerland • UC San Diego

SEASON STATS

PPG	RPG	APG	FG%	3FG%	FT%
2.2	1.9	0.5	40.0	25.0	38.9

LAST GAME vs #25 Arizona State (12/21/22)

MIN	PTS	REBS	ASTS	BLKS	STLS
2	0	0	0	0	0

Earned All-Big West Honorable Mention recognition...Led the Tritons in both scoring (15.1 points per game) and rebounding (6.5 per contest) for the second consecutive season...Recognized on the All-Triton Scholar Athlete Team...Named Big West Player of the Week twice (Jan.3 and Nov. 15)...Named UCSDTritons.com Athlete of the Week (Nov. 15)...Scored a career-high 34 points in UC San Diego's win over UC Santa Barbara (Dec. 30)

Career Honors

Season Highs:

Points	--	--
Minutes	--	--
Field Goals Made	--	--
Field Goal Attempts	--	--
3-Point Field Goals Made	--	--
3-Point Field Goal Attempts	--	--
Free Throws Made	--	--
Free Throw Attempts	--	--
Rebounds	--	--
Assists	--	--
Blocks	--	--
Steals	--	--

Career Highs

Points	--	--
Minutes	--	--
Field Goals Made	--	--
Field Goal Attempts	--	--
3-Point Field Goals Made	--	--
3-Point Field Goal Attempts	--	--
Free Throws Made	--	--
Free Throw Attempts	--	--
Rebounds	--	--
Assists	--	--
Blocks	--	--
Steals	--	--

Miscellaneous

	Fr.	So.		Car
Double-Double	0	0	0	0
10+ Points	0	0	0	0
20+ Points	0	0	0	0
30+ Points	0	0	0	0
5+ Rebounds	0	0	0	0
10+ Rebounds	0	0	0	0
5+ Assists	0	0	0	0
3+ 3PT FG	0	0	0	0
3+ Steals	0	0	0	0
2+ Blocks	0	0	0	0
Led Team in Pts	0	0	0	0
Led Team in Reb.	0	0	0	0
Led Team in Ast:	0	0	0	0
Led Team in Blocks:	0	0	0	0
Led Team in Steals	0	0	0	0

2022-23 San Francisco Men's Basketball
Individual Game-by-Game
All games

Page 6/13
as of Dec 22, 2022

#10 ROCAK, Toni

				Total		3-Pointers		Free throws		Rebounds											
Opponent	**Date**	**GS**	**MIN**	**FG-FGA**	**PCT**	**3FG-3FGA**	**PCT**	**FT-FTA**	**PCT**	**OFF**	**DEF**	**TOT**	**AVG**	**PF**	**A**	**TO**	**BLK**	**STL**	**PTS**	**AVG**
Texas Southern	11/07/2022		15:29	3-3	1.000	0-0	.000	1-2	.500	1	2	3	3.0	3	1	3	1	1	7	7.0
Cal Poly	11/10/2022		11:26	2-3	.667	0-0	.000	3-6	.500	0	1	1	2.0	4	0	2	0	0	7	7.0
UC Merced	11/13/2022		12:54	1-5	.200	0-1	.000	1-2	.500	1	1	2	2.0	1	0	2	0	2	3	5.7
at Fresno St.	11/16/2022		11:50	0-1	.000	0-1	.000	0-2	.000	2	2	4	2.5	0	1	2	0	0	0	4.3
vs UNI	11/21/2022		10:13	0-2	.000	0-0	.000	0-0	.000	1	1	2	2.4	0	1	0	0	1	0	3.4
at Davidson	11/25/2022		10:10	0-3	.000	0-1	.000	1-2	.500	1	2	3	2.5	1	0	1	0	0	1	3.0
Little Rock	11/30/2022		10:10	2-2	1.000	1-1	1.000	1-2	.500	1	0	1	2.3	2	1	1	1	0	6	3.4
vs Utah St.	12/04/2022		12:50	0-0	.000	0-0	.000	0-2	.000	1	4	5	2.6	1	1	2	1	0	0	3.0
Merrimack	12/07/2022		03:11	0-0	.000	0-0	.000	0-0	.000	0	0	0	2.3	1	0	2	0	0	0	2.7
vs New Mexico	12/12/2022		01:06	0-1	.000	0-0	.000	0-0	.000	0	0	0	2.1	0	0	0	0	0	0	2.4
UT Arlington	12/19/2022		02:25	0-0	.000	0-0	.000	0-0	.000	0	0	0	1.9	0	0	2	0	0	0	2.2
Totals		**0**	**101:44**	**8-20**	**.400**	**1-4**	**.250**	**7-18**	**.389**	**8**	**13**	**21**	**1.9**	**13**	**5**	**17**	**3**	**4**	**24**	**2.2**

Player Averages

Games Played	Minutes/ game	Points/ game	FG Pct	3FG Pct	FT Pct	Rebounds/ game	Assists/ game	Turnovers/ game	Assist/Turnover ratio	Steals/ game	Blocks/ game
11	9.2	2.2	40.0	25.0	38.9	1.9	0.5	1.5	0.3	0.4	0.3

LIVESTATS BY GENIUS SPORTS

FAST FIVE...

GERLUFSEN ON ROCAK...

CAREER YEAR-BY-YEAR STATISTICS

Year	GP	GS	Min	Avg	FG	FGA	Pct	3FG	3FGA	Pct	FT	FTA	Pct	Off	Def	Tot	Avg	PF	FO	Ast	TO	Blk	Stl	Pts	Avg
2019-20	34	24	698	20.5	56	119	.471	9	26	.346	29	33	.879	59	128	187	5.5	93	3	35	62	8	13	150	4.4
2020-21	25	21	694	27.8	44	119	.370	24	69	.348	15	19	.789	36	91	127	5.1	77	2	40	43	14	15	127	5.1
TOTAL	**59**	**45**	**1351**	**23.6**	**100**	**238**	**.420**	**33**	**95**	**.347**	**44**	**52**	**.846**	**95**	**219**	**314**	**5.3**	**170**	**5**	**75**	**105**	**22**	**28**	**277**	**4.7**

JOSH **KUNEN** (Koo-nen)

Junior • Forward • 6-8 • 210 • Melbourne, Australia • Centre of Excellence

SEASON STATS

PPG	RPG	APG	FG%	3FG%	FT%
4.9	3.8	0.9	48.1	45.2	57.1

LAST GAME vs #25 Arizona State (12/21/22)

MIN	PTS	REBS	ASTS	BLKS	STLS
25	3	6	2	0	1

Played in 34 games, started in 2 games in 2021-22...averaged 4.3 points per game...received his first start of the year in the semifinal round of the WCC Tournament...Shot 30 percent from behind the arc (25-82)...shot 40 percent overall from the field (49-121)...Averaged 3.3 rebounds per game with a total of 113 rebounds...recorded a total of 27 assists...Recorded a season high in minutes played in a game (33) against Towson

Career Honors

Season Highs:

Points	--	--
Minutes	--	--
Field Goals Made	--	--
Field Goal Attempts	--	--
3-Point Field Goals Made	--	--
3-Point Field Goal Attempts	--	--
Free Throws Made	--	--
Free Throw Attempts	--	--
Rebounds	--	--
Assists	--	--
Blocks	--	--
Steals	--	--

Career Highs

Points	--	--
Minutes	--	--
Field Goals Made	--	--
Field Goal Attempts	--	--
3-Point Field Goals Made	--	--
3-Point Field Goal Attempts	--	--
Free Throws Made	--	--
Free Throw Attempts	--	--
Rebounds	--	--
Assists	--	--
Blocks	--	--
Steals	--	--

Miscellaneous

	*Fr.	*So.	Jr.	Car
Double-Double	0	0	0	0
10+ Points	0	0	0	0
20+ Points	0	0	0	0
30+ Points	0	0	0	0
5+ Rebounds	0	0	0	0
10+ Rebounds	0	0	0	0
5+ Assists	0	0	0	0
3+ 3PT FG	0	0	0	0
3+ Steals	0	0	0	0
2+ Blocks	0	0	0	0
Led Team in Pts	0	0	0	0
Led Team in Reb.	0	0	0	0
Led Team in Ast:	0	0	0	0
Led Team in Blocks:	0	0	0	0
Led Team in Steals	0	0	0	0

2022-23 San Francisco Men's Basketball
Individual Game-by-Game
All games

Page 7/13
as of Dec 22, 2022

#11 KUNEN, Josh

				Total		3-Pointers		Free throws		Rebounds										
Opponent	Date	GS	MIN	FG-FGA	PCT	3FG-3FGA	PCT	FT-FTA	PCT	OFF	DEF	TOT	AVG	PF	A	TO	BLK	STL	PTS	AVG
Texas Southern	11/07/2022	*	21:08	2-2	1.000	1-1	1.000	0-0	.000	1	6	7	7.0	3	0	2	0	0	5	5.0
Cal Poly	11/10/2022	*	24:31	3-7	.429	0-2	.000	2-3	.667	2	3	5	6.0	2	0	1	0	0	8	6.5
UC Merced	11/13/2022	*	19:32	3-5	.600	2-4	.500	2-2	1.000	3	2	5	5.7	1	4	0	0	1	10	7.7
at Fresno St.	11/16/2022	*	11:50	1-6	.167	1-6	.167	0-0	.000	1	2	3	5.0	5	0	1	2	0	3	6.5
vs UNI	11/21/2022	*	21:37	1-4	.250	0-2	.000	0-0	.000	0	4	4	4.8	1	2	2	0	1	2	5.6
vs Wichita St.	11/22/2022	*	32:52	5-6	.833	5-5	1.000	0-2	.000	1	6	7	5.2	0	0	1	0	0	15	7.2
at Davidson	11/25/2022	*	27:19	3-5	.600	1-2	.500	0-0	.000	3	3	6	5.3	4	0	2	0	0	7	7.1
Little Rock	11/30/2022	*	13:21	1-2	.500	1-2	.500	0-0	.000	0	3	3	5.0	0	2	4	1	0	3	6.6
vs Utah St.	12/04/2022	*	16:26	1-2	.500	0-0	.000	0-0	.000	0	2	2	4.7	1	0	0	0	0	2	6.1
Merrimack	12/07/2022	*	19:31	1-3	.333	0-0	.000	0-0	.000	1	1	2	4.4	2	0	1	0	0	2	5.7
vs New Mexico	12/12/2022	*	09:53	1-1	1.000	1-1	1.000	0-0	.000	0	0	0	4.0	2	0	1	0	0	3	5.5
at UNLV	12/17/2022		18:13	1-2	.500	1-2	.500	0-0	.000	0	1	1	3.8	1	0	0	0	0	3	5.3
UT Arlington	12/19/2022		25:30	1-4	.250	0-2	.000	0-0	.000	0	2	2	3.6	0	3	0	0	2	2	5.0
Arizona St.	12/21/2022	*	24:38	1-3	.333	1-2	.500	0-0	.000	1	5	6	3.8	3	2	1	0	1	3	4.9
Totals		**12**	**286:21**	**25-52**	**.481**	**14-31**	**.452**	**4-7**	**.571**	**13**	**40**	**53**	**3.8**	**25**	**13**	**16**	**3**	**5**	**68**	**4.9**

Player Averages

Games Played	Minutes/ game	Points/ game	FG Pct	3FG Pct	FT Pct	Rebounds/ game	Assists/ game	Turnovers/ game	Assist/Turnover ratio	Steals/ game	Blocks/ game
14	20.5	4.9	48.1	45.2	57.1	3.8	0.9	1.1	0.8	0.4	0.2

LIVESTATS BY GENIUS SPORTS

FAST FIVE...

GERLUFSEN ON KUNEN...

CAREER YEAR-BY-YEAR STATISTICS

Year	GP	GS	Min	Avg	FG	FGA	Pct	FG	FGA	Pct	FT	FTA	Pct	Off	Def	Tot	Avg	PF	FO	Ast	TO	Blk	Stl	Pts	Avg

JUSTIN **BIEKER** (BEE-kerr)

R-Freshman • Guard • 6-5 • 180 • Portland, Ore. • Jesuit HS

SEASON STATS (19-20)

PPG	RPG	APG	FG%	3FG%	FT%
1.1	0.6	0.1	50.0	50.0	25.0

LAST GAME vs #25 Arizona State (12/21/22)

MIN	PTS	REBS	ASTS	BLKS	STLS
7	3	1	1	0	0

Played in 10 games in 2021-22...recorded a total of 8 points, 7 rebounds and 2 assists...Scored a season-high 3 points in USF's 111-78 win over Academy of Art (12/18/21)...hit the three-pointer that broke the single game program record for most three-pointers as a team (20)...also tied his season-highs of 2 rebounds and 1 assist, set a season-high with 1 steal

Career Honors

Season Highs:

Points	--	--
Minutes	--	--
Field Goals Made	--	--
Field Goal Attempts	--	--
3-Point Field Goals Made	--	--
3-Point Field Goal Attempts	--	--
Free Throws Made	--	--
Free Throw Attempts	--	--
Rebounds	--	--
Assists	--	--
Blocks	--	--
Steals	--	--

Career Highs

Points	--	--
Minutes	--	--
Field Goals Made	--	--
Field Goal Attempts	--	--
3-Point Field Goals Made	--	--
3-Point Field Goal Attempts	--	--
Free Throws Made	--	--
Free Throw Attempts	--	--
Rebounds	--	--
Assists	--	--
Blocks	--	--
Steals	--	--

Miscellaneous

	Fr.	Car
Double-Double	--	--
10+ Points	--	--
20+ Points	--	--
30+ Points	--	--
5+ Rebounds	1	1
10+ Rebounds	--	--
5+ Assists	--	--
3+ 3PT FG	--	--
3+ Steals	--	--
2+ Blocks	--	--
Led Team in Pts	--	--
Led Team in Reb.	--	--
Led Team in Ast.	--	--
Led Team in Steals	--	--
Led Team in Blocks	--	--

2022-23 San Francisco Men's Basketball
Individual Game-by-Game
All games

Page 8/13
as of Dec 22, 2022

#12 BIEKER, Justin

				Total		3-Pointers		Free throws		Rebounds										
Opponent	Date	GS	MIN	FG-FGA	PCT	3FG-3FGA	PCT	FT-FTA	PCT	OFF	DEF	TOT	AVG	PF	A	TO	BLK	STL	PTS	AVG
UC Merced	11/13/2022		01:57	0-0	.000	0-0	.000	0-0	.000	0	0	0	0.0	0	0	0	0	0	0	0.0
at Davidson	11/25/2022		00:23	0-0	.000	0-0	.000	0-0	.000	0	0	0	0.0	0	0	0	0	0	0	0.0
Little Rock	11/30/2022		01:54	0-1	.000	0-1	.000	0-0	.000	1	0	1	0.3	0	0	0	0	0	0	0.0
vs Utah St.	12/04/2022		08:09	0-0	.000	0-0	.000	0-0	.000	0	0	0	0.3	0	0	0	0	1	0	0.0
at UNLV	12/17/2022		13:04	0-1	.000	0-0	.000	0-0	.000	1	1	2	0.6	0	0	0	0	1	0	0.0
UT Arlington	12/19/2022		09:07	2-3	.667	1-1	1.000	0-1	.000	0	0	0	0.5	0	0	0	0	1	5	0.8
Arizona St.	12/21/2022		06:54	1-1	1.000	0-0	.000	1-3	.333	0	1	1	0.6	2	1	1	0	0	3	1.1
Totals		**0**	**41:29**	**3-6**	**.500**	**1-2**	**.500**	**1-4**	**.250**	**2**	**2**	**4**	**0.6**	**2**	**1**	**1**	**0**	**3**	**8**	**1.1**

Player Averages

Games Played	Minutes/ game	Points/ game	FG Pct	3FG Pct	FT Pct	Rebounds/ game	Assists/ game	Turnovers/ game	Assist/Turnover ratio	Steals/ game	Blocks/ game
7	5.9	1.1	50.0	50.0	25.0	0.6	0.1	0.1	1.0	0.4	0.0

LIVESTATS BY GENIUS SPORTS

FAST FIVE...

1) Born August 23, 2000
2) Parents are Neil and Jacqui.
3) From Portland, Ore., but also lived in Australia and Singapore. His mother is an Australian citizen.
4) His favorite basketball player is Devin Booker
5) Says Kanye West is his favorite musical artist.

GERLUFSEN ON BIEKER...

CAREER YEAR-BY-YEAR STATISTICS

Year	GP	GS	Min	Avg	FG	FGA	Pct	3FG	3FGA	Pct	FT	FTA	Pct	Off	Def	Tot	Avg	PF	FO	Ast	TO	Blk	Stl	Pts	Avg
2020-21	5	0	18	3.6	1	5	.200	0	3	.000	0	1	.000	0	5	5	1.0	3	0	1	1	0	0	2	0.4
TOTAL	5	0	18	3.6	1	5	.200	0	3	.000	0	1	.000	0	5	5	1.0	3	0	1	1	0	0	2	0.4

Zane **MEEKS**

Junior • Forward • 6-9 • 220 • Prairie Village, Kan. • Nevada

SEASON STATS

PPG	RPG	APG	FG%	3FG%	FT%
11.6	6.4	0.9	47.1	30.8	75.7

LAST GAME vs #25 Arizona State (12/21/22)

MIN	PTS	REBS	ASTS	BLKS	STLS
15	9	6	0	0	0

Played in 27 games.... Averaged 14.0 minutes per contest with 5.0 points per game, 2.3 rebounds per game and 0.7 assists per game...Made his USF debut against LIU (11/9/21) by tallying 6 points on 2-of-6 from the floor...also grabbed one offensive rebound in nine minutes played against the Sharks...Shot 32 percent from behind-the-arc (32-100)...shot 35 percent overall from the field (45-128)...Recorded a season-high of 15 points in USF's 67-66 win at Arizona State (12/19/21)...finished 5-of-7 from the field and 5-of-6 from distance...also added 5 rebounds, 2 steals and 1 block.

Career Honors:

Season Highs:

Points	--	--
Minutes	--	--
Field Goals Made	--	--
Field Goal Attempts	--	--
3-Point Field Goals Made	--	--
3-Point Field Goal Attempts	--	--
Free Throws Made	--	--
Free Throw Attempts	--	--
Rebounds	--	--
Assists	--	--
Blocks	--	--
Steals	--	--

Career Highs (at USF)

Points	15	12/19/21 vs. Arizona State
Minutes	27	1/8/22 vs. San Diego
Field Goals Made	5	12/19/21 vs. Arizona State
Field Goal Attempts	9	1/6/22 vs. Loyola Chicago
3-Point Field Goals Made	5	12/19/21 vs. Arizona State
3-Point Field Goal Attempts	7	1/6/22 vs. Loyola Chicago
Free Throws Made	2	2/10/22 vs. Pepperdine
Free Throw Attempts	2	2/10/22 vs. Pepperdine
Rebounds	5	2/10/22 vs. Pepperdine
Assists	3	1/29/22 vs. Santa Clara
Blocks	2	1/29/22 vs. Santa Clara
Steals	2	12/19/21 vs. Arizona State

Miscellaneous

	*Fr.	*So.	Jr.	Car
Double-Double	0	0	0	0
10+ Points	0	0	0	0
20+ Points	0	0	0	0
30+ Points	0	0	0	0
5+ Rebounds	0	0	0	0
10+ Rebounds	0	0	0	0
5+ Assists	0	0	0	0
3+ 3PT FG	0	0	0	0
3+ Steals	0	0	0	0
2+ Blocks	0	0	0	0
Led Team in Pts	0	0	0	0
Led Team in Reb.	0	0	0	0
Led Team in Ast:	0	0	0	0
Led Team in Blocks:	0	0	0	0
Led Team in Steals	0	0	0	0

2022-23 San Francisco Men's Basketball
Individual Game-by-Game
All games

Page 9/13
as of Dec 22, 2022

#15 MEEKS, Zane

				Total		3-Pointers		Free throws		Rebounds											
Opponent	**Date**	**GS**	**MIN**	**FG-FGA**	**PCT**	**3FG-3FGA**	**PCT**	**FT-FTA**	**PCT**	**OFF**	**DEF**	**TOT**	**AVG**	**PF**	**A**	**TO**	**BLK**	**STL**	**PTS**	**AVG**
Texas Southern	11/07/2022		18:59	5-9	.556	1-4	.250	5-6	.833	2	4	6	6.0	2	1	1	0	0	16	16.0
Cal Poly	11/10/2022		22:16	0-5	.000	0-4	.000	3-4	.750	0	3	3	4.5	2	0	1	2	0	3	9.5
UC Merced	11/13/2022		18:32	4-12	.333	1-5	.200	0-1	.000	4	5	9	6.0	1	0	1	0	0	9	9.3
at Fresno St.	11/16/2022		27:05	8-15	.533	1-5	.200	3-3	1.000	4	6	10	7.0	3	1	3	2	0	20	12.0
vs UNI	11/21/2022		29:29	3-12	.250	2-7	.286	4-6	.667	2	9	11	7.8	3	0	0	1	0	12	12.0
vs Wichita St.	11/22/2022		27:42	3-10	.300	0-4	.000	2-2	1.000	3	3	6	7.5	3	3	3	2	0	8	11.3
at Davidson	11/25/2022		16:48	4-8	.500	3-7	.429	2-4	.500	2	0	2	6.7	3	1	1	1	0	13	11.6
Little Rock	11/30/2022		14:35	4-5	.800	2-3	.667	4-4	1.000	1	3	4	6.4	3	1	1	0	1	14	11.9
vs Utah St.	12/04/2022		21:28	5-9	.556	1-4	.250	0-0	.000	2	2	4	6.1	0	0	0	0	0	11	11.8
Merrimack	12/07/2022	*	21:06	4-6	.667	1-3	.333	3-3	1.000	3	3	6	6.1	4	4	2	0	0	12	11.8
vs New Mexico	12/12/2022		28:43	2-8	.250	1-6	.167	0-0	.000	1	2	3	5.8	2	0	1	0	0	5	11.2
at UNLV	12/17/2022	*	29:38	8-10	.800	1-3	.333	0-2	.000	6	11	17	6.8	2	2	3	0	1	17	11.7
UT Arlington	12/19/2022	*	24:13	4-8	.500	3-6	.500	2-2	1.000	0	3	3	6.5	2	0	2	0	0	13	11.8
Arizona St.	12/21/2022		15:28	3-4	.750	3-4	.750	0-0	.000	1	5	6	6.4	2	0	0	0	0	9	11.6
Totals		**3**	**316:02**	**57-121**	**.471**	**20-65**	**.308**	**28-37**	**.757**	**31**	**59**	**90**	**6.4**	**32**	**13**	**19**	**8**	**2**	**162**	**11.6**

Player Averages

Games Played	Minutes/ game	Points/ game	FG Pct	3FG Pct	FT Pct	Rebounds/ game	Assists/ game	Turnovers/ game	Assist/Turnover ratio	Steals/ game	Blocks/ game
14	22.6	11.6	47.1	30.8	75.7	6.4	0.9	1.4	0.7	0.1	0.6

LIVESTATS BY GENIUS SPORTS

FAST FIVE...

GERLUFSEN ON MEEKS...

CAREER YEAR-BY-YEAR STATISTICS

Year	GP	GS	Min	Avg	FG	FGA	Pct	3FG	3FGA	Pct	FT	FTA	Pct	Off	Def	Tot	Avg	PF	FO	Ast	TO	Blk	Stl	Pts	Avg



NDEWEDO **NEWBURY** (Dway-doh New-berry)

Sophomore • Forward • 6-7 • 238 • London, England • The Loomis Chaffee School

SEASON STATS

PPG	RPG	APG	FG%	3FG%	FT%
--	--	--	--	--	--

LAST GAME vs #25 Arizona State (12/21/22)

MIN	PTS	REBS	ASTS	BLKS	STLS
--	--	--	--	--	--

Played in 11 total games averaging 2.1 minutes per game...Made his USF debut with 6 points in 4 minutes played in USF's 98-64 season-opening win over LIU (11/9/21)...also tallied season-highs in rebounds (2), assists (1) and free throws (4-of-4) against the Sharks...Also scored 4 points in USF's 105-61 win over Pepperdine (2/10/22)... registered a season-high 2 blocks in the victory

Career Honors:

Season Highs:

Points	--	--
Minutes	--	--
Field Goals Made	--	--
Field Goal Attempts	--	--
3-Point Field Goals Made	--	--
3-Point Field Goal Attempts	--	--
Free Throws Made	--	--
Free Throw Attempts	--	--
Rebounds	--	--
Assists	--	--
Blocks	--	--
Steals	--	--

Career Highs:

Points	6	2/21/22 at Pacific
Minutes	4	11/09/21 vs. LIU
Field Goals Made	2	2/21/22 at Pacific
Field Goal Attempts	2	2/21/22 at Pacific
3-Point Field Goals Made	1	2/21/22 at Pacific
3-Point Field Goal Attempts	1	2/21/22 at Pacific
Free Throws Made	4	11/09/21 vs. LIU
Free Throw Attempts	4	11/09/21 vs. LIU
Rebounds	2	11/09/21 vs. LIU
Assists	1	11/09/21 vs. LIU
Blocks	2	2/10/22 vs. Pepperdine
Steals	1	1/22/22 at Pepperdine

Miscellaneous

	*Fr.	*So.	Jr.	Car
Double-Double	0	0	0	0
10+ Points	0	0	0	0
20+ Points	0	0	0	0
30+ Points	0	0	0	0
5+ Rebounds	0	0	0	0
10+ Rebounds	0	0	0	0
5+ Assists	0	0	0	0
3+ 3PT FG	0	0	0	0
3+ Steals	0	0	0	0
2+ Blocks	0	0	0	0
Led Team in Pts	0	0	0	0
Led Team in Reb.	0	0	0	0
Led Team in Ast:	0	0	0	0
Led Team in Blocks:	0	0	0	0
Led Team in Steals	0	0	0	0

FAST FIVE...

GERLUFSEN ON NEWBURY...

CAREER YEAR-BY-YEAR STATISTICS

Year	GP	GS	Min	Avg	FG	FGA	Pct	3FG	3FGA	Pct	FT	FTA	Pct	Off	Def	Tot	Avg	PF	FO	Ast	TO	Blk	Stl	Pts	Avg

BRYCE **WHITAKER**

Junior • Guard • 6-0 • 170 • Los Angeles, Calif. • Lamar Community College

SEASON STATS

PPG	RPG	APG	FG%	3FG%	FT%
0.0	0.0	0.0	0.0	0.0	0.0

LAST GAME vs #25 Arizona State (12/21/22)

MIN	PTS	REBS	ASTS	BLKS	STLS
3	0	0	0	0	0

Played in 2 total games in 2021-22...made his Division I debut in USF's season opener against LIU (11/9/21)...Scored his first basket as a Don by sinking 1-of-2 from the free throw line against LIU... also tallied two steals...Recorded a season-high 2 minutes played in USF's 104-71 road win at Pacific (2/21/22)

Career Honors:

Season Highs:

Points	--	--
Minutes	--	--
Field Goals Made	--	--
Field Goal Attempts	--	--
3-Point Field Goals Made	--	--
3-Point Field Goal Attempts	--	--
Free Throws Made	--	--
Free Throw Attempts	--	--
Rebounds	--	--
Assists	--	--
Blocks	--	--
Steals	--	--

Career Highs (at USF)

Points	23	11/26/21 vs. UAB
Minutes	37	11/26/21 vs. UAB
Field Goals Made	10	1/6/22 vs. Loyola Chicago
Field Goal Attempts	15	12/4/21 vs. UNLV
3-Point Field Goals Made	1	11/11/21 vs. Prairie View A&M
3-Point Field Goal Attempts	2	11/15/21 vs. Samford
Free Throws Made	4	12/4/21 vs. UNLV
Free Throw Attempts	7	11/15/21 vs. Samford
Rebounds	17	1/8/22 vs. San Diego
Assists	4	12/28/21 vs. Academy of Art
Blocks	7	1/27/22 vs. Saint Mary's
Steals	2	1/20/22 vs. No. 1/1 Gonzaga

Miscellaneous

	*Fr.	*So.	Jr.	Car
Double-Double	0	0	0	0
10+ Points	0	0	0	0
20+ Points	0	0	0	0
30+ Points	0	0	0	0
5+ Rebounds	0	0	0	0
10+ Rebounds	0	0	0	0
5+ Assists	0	0	0	0
3+ 3PT FG	0	0	0	0
3+ Steals	0	0	0	0
2+ Blocks	0	0	0	0
Led Team in Pts	0	0	0	0
Led Team in Reb.	0	0	0	0
Led Team in Ast:	0	0	0	0
Led Team in Blocks:	0	0	0	0
Led Team in Steals	0	0	0	0

NCAA

2022-23 San Francisco Men's Basketball
Individual Game-by-Game
All games

Page 10/13
as of Dec 22, 2022

#30 WHITAKER, Bryce

				Total		3-Pointers		Free throws		Rebounds											
Opponent	Date	GS	MIN	FG-FGA	PCT	3FG-3FGA	PCT	FT-FTA	PCT	OFF	DEF	TOT	AVG	PF	A	TO	BLK	STL	PTS	AVG
UC Merced	11/13/2022		00:50	0-0	.000	0-0	.000	0-0	.000	0	0	0	0.0	0	0	0	0	0	0	0.0
Little Rock	11/30/2022		00:50	0-0	.000	0-0	.000	0-0	.000	0	0	0	0.0	0	0	0	0	0	0	0.0
Arizona St.	12/21/2022		02:39	0-0	.000	0-0	.000	0-0	.000	0	0	0	0.0	0	0	1	0	0	0	0.0
Totals		**0**	**04:19**	**0-0**	**.000**	**0-0**	**.000**	**0-0**	**.000**	**0**	**0**	**0**	**0.0**	**0**	**0**	**1**	**0**	**0**	**0**	**0.0**

Player Averages

Games Played	Minutes/ game	Points/ game	FG Pct	3FG Pct	FT Pct	Rebounds/ game	Assists/ game	Turnovers/ game	Assist/Turnover ratio	Steals/ game	Blocks/ game
3	1.4	0.0	0.0	0.0	0.0	0.0	0.0	0.3	0.0	0.0	0.0

NCAA LIVESTATS BY GENIUS SPORTS

FAST FIVE...

GERLUFSEN ON WHITAKER...

CAREER YEAR-BY-YEAR STATISTICS

Year	GP	GS	Min	Avg	FG	FGA	Pct	3FG	3FGA	Pct	FT	FTA	Pct	Off	Def	Tot	Avg	PF	FO	Ast	TO	Blk	Stl	Pts	Avg

JONAS **VISSER** (Yo-nuss Viss-er)

Junior • Center • 6-10 • 240 • Amsterdam, Netherlands. • Centre For Sports & Education

SEASON STATS

PPG	RPG	APG	FG%	3FG%	FT%
--	--	--	--	--	--

LAST GAME vs #25 Arizona State (12/21/22)

MIN	PTS	REBS	ASTS	BLKS	STLS
--	--	--	--	--	--

Played in 5 games in 2021-22...recorded a total of 2 points and 4 rebounds...Scored a season-high 2 points in USF's 111-78 win over Academy of Art (12/28/21)...Set a season-high with 3 minutes played twice (vs. Academy of Art, at Pacific)

Career Honors:

Season Highs:

Season Highs:

Points	--	--
Minutes	--	--
Field Goals Made	--	--
Field Goal Attempts	--	--
3-Point Field Goals Made	--	--
3-Point Field Goal Attempts	--	--
Free Throws Made	--	--
Free Throw Attempts	--	--
Rebounds	--	--
Assists	--	--
Blocks	--	--
Steals	--	--

Career Highs:

Points	1	11/09/21 vs. LIU
Minutes	1	11/09/21 vs. LIU
Field Goals Made	0	11/09/21 vs. LIU
Field Goal Attempts	1	11/09/21 vs. LIU
3-Point Field Goals Made	0	11/09/21 vs. LIU
3-Point Field Goal Attempts	0	11/09/21 vs. LIU
Free Throws Made	1	11/09/21 vs. LIU
Free Throw Attempts	2	11/09/21 vs. LIU
Rebounds	0	11/09/21 vs. LIU
Assists	0	11/09/21 vs. LIU
Blocks	0	11/09/21 vs. LIU
Steals	2	11/09/21 vs. LIU

Miscellaneous

	*Fr.	*So.	Jr.	Car
Double-Double	0	0	0	0
10+ Points	0	0	0	0
20+ Points	0	0	0	0
30+ Points	0	0	0	0
5+ Rebounds	0	0	0	0
10+ Rebounds	0	0	0	0
5+ Assists	0	0	0	0
3+ 3PT FG	0	0	0	0
3+ Steals	0	0	0	0
2+ Blocks	0	0	0	0
Led Team in Pts	0	0	0	0
Led Team in Reb.	0	0	0	0
Led Team in Ast:	0	0	0	0
Led Team in Blocks:	0	0	0	0
Led Team in Steals	0	0	0	0

FAST FIVE...

GERLUFSEN ON VISSER...

CAREER YEAR-BY-YEAR STATISTICS

Year	GP	GS	Min	Avg	FG	FGA	Pct	3FG	3FGA	Pct	FT	FTA	Pct	Off	Def	Tot	Avg	PF	FO	Ast	TO	Blk	Stl	Pts	Avg

VOLODYMYR **MARKOVETSKYY** (Vol-oh-deh-meer Mar-koh-vet-skee)

Junior • Center • 7-2 • 270 • Truskavets, Ukraine • Washington State

SEASON STATS

PPG	RPG	APG	FG%	3FG%	FT%
5.1	2.5	0.1	82.1	--	87.0

LAST GAME vs #25 Arizona State (12/21/22)

MIN	PTS	REBS	ASTS	BLKS	STLS
5	4	1	1	0	0

Played in 26 games with an average of 6.6 minutes per game...recorded a total of 48 points for an average of 1.8 points per game... shot 64.3 percent from the field overall (18-28)...Tallied a season-high 8 points in his USF debut against LIU (11/9/21) on 4-of-6 from the floor...Flirted with a double-double by logging 7 points and 7 rebounds in 14 minutes of action in USF's 104-71 win at Pacific (2/21/22)

Career Honors:

Season Highs:

Points	--	--
Minutes	--	--
Field Goals Made	--	--
Field Goal Attempts	--	--
3-Point Field Goals Made	--	--
3-Point Field Goal Attempts	--	--
Free Throws Made	--	--
Free Throw Attempts	--	--
Rebounds	--	--
Assists	--	--
Blocks	--	--
Steals	--	--

Career Highs

Points	9	vs. Long Beach State (12/10/20)
Minutes	19	vs. San Diego (12/31/20)
Field Goals Made	4	vs. Long Beach State (12/10/20)
Field Goal Attempts	7	at No. 1 Gonzaga (1/2/21)
3-Point Field Goals Made	1	at Nevada (12/2/20)
3-Point Field Goal Attempts	1	at Nevada (12/2/20)
Free Throws Made	2	2x, last vs. San Diego (12/31/20)
Free Throw Attempts	2	2x, last vs. San Diego (12/31/20)
Rebounds	5	vs. Long Beach State (12/10/20)
Assists	1	2x, last vs. LBSU (12/10/20)
Blocks	2	at Cal Poly (12/4/20)
Steals	1	vs. URI (11/29/20)

Miscellaneous

	Fr.	So.	Car
Double-Double	-	-	0
10+ Points	-	-	0
20+ Points	-	-	0
30+ Points	-	-	0
5+ Rebounds	-	1	1
10+ Rebounds	-	-	0
5+ Assists	-	-	0
3+ 3PT FG	-	-	0
3+ Steals	-	-	0
2+ Blocks	-	-	0
Led Team in Pts	-	-	0
Led Team in Reb.	-	-	0
Led Team in Ast.	-	-	0

Game-by-Game Totals

Game	Min	FG-FGA	PCT	3PT-A	PCT	FT-A	PCT	O-D-T	PF	A	TO	BLK	ST	TP

2022-23 San Francisco Men's Basketball
Individual Game-by-Game
All games

Page 11/13
as of Dec 22, 2022

#33 MARKOVETSKYY, Volodymyr

				Total		3-Pointers		Free throws		Rebounds										
Opponent	Date	GS	MIN	FG-FGA	PCT	3FG-3FGA	PCT	FT-FTA	PCT	OFF	DEF	TOT	AVG	PF	A	TO	BLK	STL	PTS	AVG
Texas Southern	11/07/2022		07:41	1-1	1.000	0-0	.000	0-0	.000	0	1	1	1.0	3	0	1	0	0	2	2.0
Cal Poly	11/10/2022		03:00	0-0	.000	0-0	.000	0-0	.000	0	0	0	0.5	2	0	1	0	0	0	1.0
UC Merced	11/13/2022		16:30	8-9	.889	0-0	.000	4-4	1.000	1	3	4	1.7	1	0	0	2	0	20	7.3
at Fresno St.	11/16/2022		07:02	0-0	.000	0-0	.000	0-0	.000	1	2	3	2.0	4	0	1	1	0	0	5.5
vs UNI	11/21/2022		03:44	0-0	.000	0-0	.000	1-2	.500	1	0	1	1.8	2	0	1	0	0	1	4.6
vs Wichita St.	11/22/2022		01:37	0-0	.000	0-0	.000	0-0	.000	1	1	2	1.8	0	0	1	0	0	0	3.8
at Davidson	11/25/2022		10:25	2-2	1.000	0-0	.000	0-0	.000	1	2	3	2.0	2	0	1	0	0	4	3.9
Little Rock	11/30/2022		08:45	0-0	.000	0-0	.000	4-4	1.000	2	0	2	2.0	0	0	0	0	0	4	3.9
vs Utah St.	12/04/2022		01:36	0-0	.000	0-0	.000	0-0	.000	0	0	0	1.8	0	0	0	0	0	0	3.4
Merrimack	12/07/2022		18:20	6-6	1.000	0-0	.000	7-9	.778	3	4	7	2.3	0	0	2	0	0	19	5.0
vs New Mexico	12/12/2022	*	24:27	5-9	.556	0-0	.000	2-2	1.000	4	4	8	2.8	3	0	1	0	0	12	5.6
UT Arlington	12/19/2022		05:02	0-0	.000	0-0	.000	0-0	.000	0	0	0	2.6	1	0	0	0	0	0	5.2
Arizona St.	12/21/2022		04:59	1-1	1.000	0-0	.000	2-2	1.000	1	0	1	2.5	1	1	0	0	0	4	5.1
Totals		**1**	**113:08**	**23-28**	**.821**	**0-0**	**.000**	**20-23**	**.870**	**15**	**17**	**32**	**2.5**	**19**	**1**	**9**	**3**	**0**	**66**	**5.1**

Player Averages

Games Played	Minutes/ game	Points/ game	FG Pct	3FG Pct	FT Pct	Rebounds/ game	Assists/ game	Turnovers/ game	Assist/Turnover ratio	Steals/ game	Blocks/ game
13	8.7	5.1	82.1	0.0	87.0	2.5	0.1	0.7	0.1	0.0	0.2

LIVESTATS BY GENIUS SPORTS

FAST FIVE...

GERLUFSEN ON MARKOVETSKYY...

CAREER YEAR-BY-YEAR STATISTICS

Year	GP	GS	Min	Avg	FG	FGA	Pct	FG	FGA	Pct	FT	FTA	Pct	Off	Def	Tot	Avg	PF	FO	Ast	TO	Blk	Stl	Pts	Avg
2019-20	7	0	28	4.0	2	3	.667	0	0	.000	2	2	1.000	2	1	3	0.4	4	0	1	1	0	0	6	0.9
2020-21	23	2	245	10.7	22	42	.524	1	1	1.000	6	12	.500	15	21	36	1.6	38	0	6	17	2	2	51	2.2
TOTAL	30	2	273	9.1	24	45	.533	1	1	1.000	8	14	.571	17	22	39	1.3	42	0	7	18	2	2	57	1.9

JAKE **CIOE** (Cee-Oh)

Sophomore • Guard • 6-0 • 175 • Tuscon, Ariz. • Salpointe Catholic High School

SEASON STATS

PPG	RPG	APG	FG%	3FG%	FT%
0.0	0.3	0.0	0.0	0.0	0.0

Walk-on, did not see any game action

LAST GAME vs #25 Arizona State (12/21/22)

MIN	PTS	REBS	ASTS	BLKS	STLS
3	0	0	0	0	0

Career Honors:

Season Highs:

Points	--	--
Minutes	--	--
Field Goals Made	--	--
Field Goal Attempts	--	--
3-Point Field Goals Made	--	--
3-Point Field Goal Attempts	--	--
Free Throws Made	--	--
Free Throw Attempts	--	--
Rebounds	--	--
Assists	--	--
Blocks	--	--
Steals	--	--

Career Highs (at USF)

Points	8	11/09/21 vs. LIU
Minutes	14	11/13/21 vs. Davidson
Field Goals Made	4	11/09/21 vs. LIU
Field Goal Attempts	6	11/09/21 vs. LIU
3-Point Field Goals Made	0	--
3-Point Field Goal Attempts	0	--
Free Throws Made	2	2/10/22 vs. Pepperdine
Free Throw Attempts	3	11/13/21 vs. Davidson
Rebounds	4	11/13/21 vs. Davidson
Assists	1	11/09/21 vs. LIU
Blocks	1	1/13/22 vs. Loyola Marymount
Steals	1	12/8/21 vs. Fresno State

Miscellaneous

	*Fr.	*So.	Jr.	Car
Double-Double	0	0	0	0
10+ Points	0	0	0	0
20+ Points	0	0	0	0
30+ Points	0	0	0	0
5+ Rebounds	0	0	0	0
10+ Rebounds	0	0	0	0
5+ Assists	0	0	0	0
3+ 3PT FG	0	0	0	0
3+ Steals	0	0	0	0
2+ Blocks	0	0	0	0
Led Team in Pts	0	0	0	0
Led Team in Reb.	0	0	0	0
Led Team in Ast:	0	0	0	0
Led Team in Blocks:	0	0	0	0
Led Team in Steals	0	0	0	0

2022-23 San Francisco Men's Basketball
Individual Game-by-Game
All games

Page 12/13
as of Dec 22, 2022

#45 CIOE, Jake

				Total		3-Pointers		Free throws		Rebounds											
Opponent	Date	GS	MIN	FG-FGA	PCT	3FG-3FGA	PCT	FT-FTA	PCT	OFF	DEF	TOT	AVG	PF	A	TO	BLK	STL	PTS	AVG
UC Merced	11/13/2022		00:50	0-0	.000	0-0	.000	0-0	.000	0	1	1	1.0	0	0	0	0	0	0	0.0
Little Rock	11/30/2022		00:50	0-0	.000	0-0	.000	0-0	.000	0	0	0	0.5	0	0	0	0	0	0	0.0
Arizona St.	12/21/2022		02:39	0-0	.000	0-0	.000	0-0	.000	0	0	0	0.3	0	0	0	0	0	0	0.0
Totals		**0**	**04:19**	**0-0**	**.000**	**0-0**	**.000**	**0-0**	**.000**	**0**	**1**	**1**	**0.3**	**0**	**0**	**0**	**0**	**0**	**0**	**0.0**

Player Averages

Games Played	Minutes/ game	Points/ game	FG Pct	3FG Pct	FT Pct	Rebounds/ game	Assists/ game	Turnovers/ game	Assist/Turnover ratio	Steals/ game	Blocks/ game
3	1.4	0.0	0.0	0.0	0.0	0.3	0.0	0.0	0.0	0.0	0.0

LIVESTATS BY GENIUS SPORTS

FAST FIVE...

GERLUFSEN ON CIOE...

CAREER YEAR-BY-YEAR STATISTICS

Year	GP	GS	Min	Avg	FG	FGA	Pct	3FG	3FGA	Pct	FT	FTA	Pct	Off	Def	Tot	Avg	PF	FO	Ast	TO	Blk	Stl	Pts	Avg

MARCUS **WILLIAMS**

Sophomore • Guard • 6-0 • 175 • Tuscon, Ariz. • Salpointe Catholic High School

SEASON STATS

PPG	RPG	APG	FG%	3FG%	FT%
6.1	2.6	3.1	38.8	31.4	72.2

LAST GAME vs #25 Arizona State (12/21/22)

MIN	PTS	REBS	ASTS	BLKS	STLS
24	11	1	6	0	0

Career Honors:

Season Highs:

Points	--	--
Minutes	--	--
Field Goals Made	--	--
Field Goal Attempts	--	--
3-Point Field Goals Made	--	--
3-Point Field Goal Attempts	--	--
Free Throws Made	--	--
Free Throw Attempts	--	--
Rebounds	--	--
Assists	--	--
Blocks	--	--
Steals	--	--

Career Highs (at USF)

Points	--	--
Minutes	--	--
Field Goals Made	--	--
Field Goal Attempts	--	--
3-Point Field Goals Made	--	--
3-Point Field Goal Attempts	--	--
Free Throws Made	--	--
Free Throw Attempts	--	--
Rebounds	--	--
Assists	--	--
Blocks	--	--
Steals	--	--

Miscellaneous

	*Fr.	*So.	Jr.	Car
Double-Double	0	0	0	0
10+ Points	0	0	0	0
20+ Points	0	0	0	0
30+ Points	0	0	0	0
5+ Rebounds	0	0	0	0
10+ Rebounds	0	0	0	0
5+ Assists	0	0	0	0
3+ 3PT FG	0	0	0	0
3+ Steals	0	0	0	0
2+ Blocks	0	0	0	0
Led Team in Pts	0	0	0	0
Led Team in Reb.	0	0	0	0
Led Team in Ast:	0	0	0	0
Led Team in Blocks:	0	0	0	0
Led Team in Steals	0	0	0	0

2022-23 San Francisco Men's Basketball
Individual Game-by-Game
All games

Page 13/13
as of Dec 22, 2022

#55 WILLIAMS, Marcus

				Total		3-Pointers		Free throws		Rebounds										
Opponent	Date	GS	MIN	FG-FGA	PCT	3FG-3FGA	PCT	FT-FTA	PCT	OFF	DEF	TOT	AVG	PF	A	TO	BLK	STL	PTS	AVG
Texas Southern	11/07/2022		17:45	5-6	.833	2-3	.667	2-2	1.000	0	0	0	0.0	4	2	1	0	0	14	14.0
Cal Poly	11/10/2022		17:06	0-2	.000	0-2	.000	1-2	.500	0	5	5	2.5	4	2	2	0	1	1	7.5
UC Merced	11/13/2022		22:52	3-8	.375	0-2	.000	3-4	.750	2	1	3	2.7	1	4	1	0	3	9	8.0
at Fresno St.	11/16/2022		25:12	1-5	.200	1-3	.333	3-3	1.000	1	4	5	3.3	0	2	1	0	2	6	7.5
vs UNI	11/21/2022		20:19	2-6	.333	1-2	.500	0-0	.000	0	1	1	2.8	2	2	1	0	1	5	7.0
vs Wichita St.	11/22/2022		09:11	0-3	.000	0-1	.000	0-0	.000	0	1	1	2.5	0	0	2	0	0	0	5.8
at Davidson	11/25/2022		22:41	3-4	.750	1-1	1.000	1-1	1.000	0	2	2	2.4	4	5	2	0	2	8	6.1
Little Rock	11/30/2022		25:01	2-9	.222	1-5	.200	0-1	.000	1	3	4	2.6	2	2	1	0	0	5	6.0
vs Utah St.	12/04/2022		26:07	6-8	.750	1-1	1.000	0-1	.000	0	2	2	2.6	2	3	2	0	0	13	6.8
Merrimack	12/07/2022		29:19	2-6	.333	0-2	.000	0-0	.000	0	2	2	2.5	1	7	3	0	0	4	6.5
vs New Mexico	12/12/2022		25:56	2-7	.286	1-3	.333	0-0	.000	0	4	4	2.6	2	3	0	0	0	5	6.4
at UNLV	12/17/2022	*	28:23	1-8	.125	1-5	.200	0-0	.000	1	3	4	2.8	1	3	5	0	3	3	6.1
UT Arlington	12/19/2022	*	27:33	0-4	.000	0-3	.000	2-2	1.000	1	2	3	2.8	2	3	1	0	0	2	5.8
Arizona St.	12/21/2022		23:54	4-4	1.000	2-2	1.000	1-2	.500	0	1	1	2.6	3	6	1	0	0	11	6.1
Totals		**2**	**321:20**	**31-80**	**.388**	**11-35**	**.314**	**13-18**	**.722**	**6**	**31**	**37**	**2.6**	**28**	**44**	**23**	**0**	**12**	**86**	**6.1**

Player Averages

Games Played	Minutes/ game	Points/ game	FG Pct	3FG Pct	FT Pct	Rebounds/ game	Assists/ game	Turnovers/ game	Assist/Turnover ratio	Steals/ game	Blocks/ game
14	23.0	6.1	38.8	31.4	72.2	2.6	3.1	1.6	1.9	0.9	0.0

LIVESTATS BY GENIUS SPORTS

FAST FIVE...

GERLUFSEN ON WILLIAMS...

CAREER YEAR-BY-YEAR STATISTICS

Year	GP	GS	Min	Avg	FG	FGA	Pct	FG	FGA	Pct	FT	FTA	Pct	Off	Def	Tot	Avg	PF	FO	Ast	TO	Blk	Stl	Pts	Avg

2022-23 Overall Stats

Game Records

Record	Overall	Home	Away	Neutral
ALL GAMES	10-4	6-1	2-1	2-2
CONFERENCE	0-0	0-0	0-0	0-0
NON-CONFERENCE	10-4	6-1	2-1	2-2

Score by Periods

Team	1st	2nd	OT	TOT
San Francisco	515	534	0	1049
Opponents	454	492	0	946

Team Box Score

No.	Player				Total		3-Point		F-Throw		Rebounds											
		GP-GS	MIN	AVG	FG-FGA	FG%	3FG-3FGA	3FG%	FT-FTA	FT%	OFF	DEF	TOT	AVG	PF	DQ	A	TO	BLK	STL	PTS	AVG
0	SHABAZZ, Khalil	14-14	489:57	35.0	67-161	.416	32-96	.333	45-53	.849	18	67	85	6.1	35	0	55	37	1	31	211	15.1
1	ROBERTS, Tyrell	14-14	462:18	33.0	73-165	.442	35-89	.393	27-36	.750	4	47	51	3.6	29	1	34	24	1	18	208	14.9
15	MEEKS, Zane	14-3	316:02	22.6	57-121	.471	20-65	.308	28-37	.757	31	59	90	6.4	32	0	13	19	8	2	162	11.6
55	WILLIAMS, Marcus	14-2	321:20	23.0	31-80	.388	11-35	.314	13-18	.722	6	31	37	2.6	28	0	44	23	0	12	86	6.1
3	HAWTHORNE, Isaiah	14-3	207:03	14.8	29-61	.475	12-30	.400	8-13	.615	12	23	35	2.5	32	1	7	13	5	9	78	5.6
33	MARKOVETSKYY, Volodymyr	13-1	113:08	8.7	23-28	.821	0-0	.000	20-23	.870	15	17	32	2.5	19	0	1	9	3	0	66	5.1
5	GIGIBERIA, Saba	14-10	163:52	11.7	27-54	.500	1-9	.111	14-24	.583	16	33	49	3.5	29	0	12	25	11	10	69	4.9
2	RISHWAIN, Julian	14-11	288:08	20.6	18-73	.247	11-51	.216	22-30	.733	4	31	35	2.5	12	0	13	10	1	9	69	4.9
11	KUNEN, Josh	14-12	286:21	20.5	25-52	.481	14-31	.452	4-7	.571	13	40	53	3.8	25	1	13	16	3	5	68	4.9
10	ROCAK, Toni	11-0	101:44	9.2	8-20	.400	1-4	.250	7-18	.389	8	13	21	1.9	13	0	5	17	3	4	24	2.2
12	BIEKER, Justin	7-0	41:29	5.9	3-6	.500	1-2	.500	1-4	.250	2	2	4	0.6	2	0	1	1	0	3	8	1.1
30	WHITAKER, Bryce	3-0	04:19	1.4	0-0	.000	0-0	.000	0-0	.000	0	0	0	0.0	0	0	0	1	0	0	0	0.0
45	CIOE, Jake	3-0	04:19	1.4	0-0	.000	0-0	.000	0-0	.000	0	1	1	0.3	0	0	0	0	0	0	0	0.0
Team											14	18	32					9				
Total		**14**	**2800**		**361-821**	**.440**	**138-412**	**.335**	**189-263**	**.719**	**143**	**382**	**525**	**37.5**	**256**	**3**	**198**	**204**	**36**	**103**	**1049**	**74.9**
Opponents		**14**	**2800**		**345-819**	**.421**	**70-244**	**.287**	**186-266**	**.699**	**126**	**339**	**465**	**33.2**	**240**	**6**	**130**	**183**	**23**	**92**	**946**	**67.6**

Team Statistics

	USF	OPP
Scoring	**1049**	**946**
Points per game	74.9	67.6
Scoring margin	+7.4	-
Field goals-att	**361-821**	**345-819**
Field goal pct	.440	.421
3 point fg-att	**138-412**	**70-244**
3-point FG pct	.335	.287
3-pt FG made per game	9.9	5.0
Free throws-att	**189-263**	**186-266**
Free throw pct	.719	.699
F-Throws made per game	13.5	13.3
Rebounds	**525**	**465**
Rebounds per game	37.5	33.2
Rebounding margin	+4.3	-
Assists	**198**	**130**
Assists per game	14.1	9.3
Turnovers	**204**	**183**
Turnovers per game	14.6	13.1
Turnover margin	-1.5	-
Assist/turnover ratio	1.0	0.7
Steals	**103**	**92**
Steals per game	7.4	6.6
Blocks	**36**	**23**
Blocks per game	2.6	1.6
Winning streak	**1**	**-**
Home win streak	1	-
Attendance	**8204**	**12995**
Home games-Avg/Game	7-1172	3-4332
Neutral site-Avg/Game	-	4-203

Team Results

Date	Opponent		Score	Att.
11/07/2022	Texas Southern	W	90-77	1730
11/10/2022	Cal Poly	W	60-48	847
11/13/2022	UC Merced	W	88-71	1138
11/16/2022	at Fresno St.	W	67-60	3123
11/21/2022	vs UNI	W	75-69	301
11/22/2022	vs Wichita St.	W	67-63	512
11/25/2022	at Davidson	L	80-89	3426
11/30/2022	Little Rock	W	90-68	0
12/04/2022	vs Utah St.	L	64-82	0
12/07/2022	Merrimack	W	69-51	1733
12/12/2022	vs New Mexico	L	64-67	0
12/17/2022	at UNLV	W	75-73	6446
12/19/2022	UT Arlington	L	63-68	0
12/21/2022	Arizona St.	W	97-60	2756

Team Statistics

	USF	OPP
Scoring	**1049**	**946**
Points per game	74.9	67.6
Scoring margin	+7.4	-
Field goals-att	**361-821**	**345-819**
Field goal pct	.440	.421
3 point fg-att	**138-412**	**70-244**
3-point FG pct	.335	.287
3-pt FG made per game	9.9	5.0
Free throws-att	**189-263**	**186-266**
Free throw pct	.719	.699
F-Throws made per game	13.5	13.3
Rebounds	**525**	**465**
Rebounds per game	37.5	33.2
Rebounding margin	+4.3	-
Assists	**198**	**130**
Assists per game	14.1	9.3
Turnovers	**204**	**183**
Turnovers per game	14.6	13.1
Turnover margin	-1.5	-
Assist/turnover ratio	1.0	0.7
Steals	**103**	**92**
Steals per game	7.4	6.6
Blocks	**36**	**23**
Blocks per game	2.6	1.6
Winning streak	**1**	**-**
Home win streak	1	-
Attendance	**8204**	**12995**
Home games-Avg/Game	7-1172	3-4332
Neutral site-Avg/Game	-	4-203

Score by Periods

Team	1st	2nd	OT	TOT
San Francisco	515	534	0	1049
Opponents	454	492	0	946

NCAA LIVESTATS BY GENIUS SPORTS

2022-23 San Francisco Men's Basketball
Category Leaders
All games

as of Dec 22, 2022

Points

##	Player	G	Pts	Pts/G
0	Shabazz, Khalil	14	211	15.1
1	Roberts, Tyrell	14	208	14.9
15	Meeks, Zane	14	162	11.6
55	Williams, Marcus	14	86	6.1
3	Hawthorne, Isaiah	14	78	5.6
5	Gigiberia, Saba	14	69	4.9
2	Rishwain, Julian	14	69	4.9
11	Kunen, Josh	14	68	4.9
33	Markovetskyy, Volodymyr	13	66	5.1
10	Rocak, Toni	11	24	2.2
12	Bieker, Justin	7	8	1.1

Scoring Average

##	Player	G	Pts	Pts/G
0	Shabazz, Khalil	14	211	15.1
1	Roberts, Tyrell	14	208	14.9
15	Meeks, Zane	14	162	11.6
55	Williams, Marcus	14	86	6.1
3	Hawthorne, Isaiah	14	78	5.6
33	Markovetskyy, Volodymyr	13	66	5.1
5	Gigiberia, Saba	14	69	4.9
2	Rishwain, Julian	14	69	4.9
11	Kunen, Josh	14	68	4.9
10	Rocak, Toni	11	24	2.2
12	Bieker, Justin	7	8	1.1

Field Goal Percentage

##	Player	FG	Att	Pct
33	Markovetskyy, Volodymyr	23	28	.821
5	Gigiberia, Saba	27	54	.500
12	Bieker, Justin	3	6	.500
11	Kunen, Josh	25	52	.481
3	Hawthorne, Isaiah	29	61	.475
15	Meeks, Zane	57	121	.471
1	Roberts, Tyrell	73	165	.442
0	Shabazz, Khalil	67	161	.416
10	Rocak, Toni	8	20	.400
55	Williams, Marcus	31	80	.388
2	Rishwain, Julian	18	73	.247

Field Goal Attempts

##	Player	G	Att	Att/G
1	Roberts, Tyrell	14	165	11.8
0	Shabazz, Khalil	14	161	11.5
15	Meeks, Zane	14	121	8.6
55	Williams, Marcus	14	80	5.7
2	Rishwain, Julian	14	73	5.2

Field Goals Made

##	Player	G	Made	Made/G
1	Roberts, Tyrell	14	73	5.2
0	Shabazz, Khalil	14	67	4.8
15	Meeks, Zane	14	57	4.1
55	Williams, Marcus	14	31	2.2
3	Hawthorne, Isaiah	14	29	2.1

3-Point FG Percentage

##	Player	3FG	Att	Pct
12	Bieker, Justin	1	2	.500
11	Kunen, Josh	14	31	.452
3	Hawthorne, Isaiah	12	30	.400
1	Roberts, Tyrell	35	89	.393
0	Shabazz, Khalil	32	96	.333
55	Williams, Marcus	11	35	.314
15	Meeks, Zane	20	65	.308
10	Rocak, Toni	1	4	.250
2	Rishwain, Julian	11	51	.216
5	Gigiberia, Saba	1	9	.111

3-Point FG Attempts

##	Player	G	Att	Att/G
0	Shabazz, Khalil	14	96	6.9
1	Roberts, Tyrell	14	89	6.4
15	Meeks, Zane	14	65	4.6
2	Rishwain, Julian	14	51	3.6
55	Williams, Marcus	14	35	2.5

3-Point FG Made

##	Player	G	Made	Made/G
1	Roberts, Tyrell	14	35	2.5
0	Shabazz, Khalil	14	32	2.3
15	Meeks, Zane	14	20	1.4
11	Kunen, Josh	14	14	1.0
3	Hawthorne, Isaiah	14	12	0.9

2022-23 San Francisco Men's Basketball
Category Leaders
All games

Page 2/3
as of Dec 22, 2022

Free Throw Percentage

##	Player	Made	Att	Pct
33	Markovetskyy, Volodymyr	20	23	.870
0	Shabazz, Khalil	45	53	.849
15	Meeks, Zane	28	37	.757
1	Roberts, Tyrell	27	36	.750
2	Rishwain, Julian	22	30	.733
55	Williams, Marcus	13	18	.722
3	Hawthorne, Isaiah	8	13	.615
5	Gigiberia, Saba	14	24	.583
11	Kunen, Josh	4	7	.571
10	Rocak, Toni	7	18	.389
12	Bieker, Justin	1	4	.250

Free Throw Attempts

##	Player	G	Att	Att/G
0	Shabazz, Khalil	14	53	3.8
15	Meeks, Zane	14	37	2.6
1	Roberts, Tyrell	14	36	2.6
2	Rishwain, Julian	14	30	2.1
5	Gigiberia, Saba	14	24	1.7

Free Throws Made

##	Player	G	Made	Made/G
0	Shabazz, Khalil	14	45	3.2
15	Meeks, Zane	14	28	2.0
1	Roberts, Tyrell	14	27	1.9
2	Rishwain, Julian	14	22	1.6
33	Markovetskyy, Volodymyr	13	20	1.5

Rebounds

##	Player	G	Reb	Reb/G
15	Meeks, Zane	14	90	6.4
0	Shabazz, Khalil	14	85	6.1
11	Kunen, Josh	14	53	3.8
1	Roberts, Tyrell	14	51	3.6
5	Gigiberia, Saba	14	49	3.5

Assists

##	Player	G	Ast	Ast/G
0	Shabazz, Khalil	14	55	3.9
55	Williams, Marcus	14	44	3.1
1	Roberts, Tyrell	14	34	2.4
15	Meeks, Zane	14	13	0.9
2	Rishwain, Julian	14	13	0.9

Rebounds Average

##	Player	G	Reb	Reb/G
15	Meeks, Zane	14	90	6.4
0	Shabazz, Khalil	14	85	6.1
11	Kunen, Josh	14	53	3.8
1	Roberts, Tyrell	14	51	3.6
5	Gigiberia, Saba	14	49	3.5

Steals

##	Player	G	Stl	Stl/G
0	Shabazz, Khalil	14	31	2.2
1	Roberts, Tyrell	14	18	1.3
55	Williams, Marcus	14	12	0.9
5	Gigiberia, Saba	14	10	0.7
3	Hawthorne, Isaiah	14	9	0.6

Offensive Rebounds

##	Player	G	OReb	OReb/G
15	Meeks, Zane	14	31	2.2
0	Shabazz, Khalil	14	18	1.3
5	Gigiberia, Saba	14	16	1.1
33	Markovetskyy, Volodymyr	13	15	1.2
11	Kunen, Josh	14	13	0.9

Blocked Shots

##	Player	G	Blk	Blk/G
5	Gigiberia, Saba	14	11	0.8
15	Meeks, Zane	14	8	0.6
3	Hawthorne, Isaiah	14	5	0.4
33	Markovetskyy, Volodymyr	13	3	0.2
11	Kunen, Josh	14	3	0.2

Defensive Rebounds

##	Player	G	DReb	DReb/G
0	Shabazz, Khalil	14	67	4.8
15	Meeks, Zane	14	59	4.2
1	Roberts, Tyrell	14	47	3.4
11	Kunen, Josh	14	40	2.9
5	Gigiberia, Saba	14	33	2.4

Minutes

##	Player	G	Min	Min/G
0	Shabazz, Khalil	14	490	34:60
1	Roberts, Tyrell	14	462	33:01
55	Williams, Marcus	14	321	22:57
15	Meeks, Zane	14	316	22:34
2	Rishwain, Julian	14	288	20:35

2022-23 San Francisco Men's Basketball
Category Leaders
All games

Fouls

##	Player	G	PF	PF/G
0	Shabazz, Khalil	14	35	2.5
15	Meeks, Zane	14	32	2.3
3	Hawthorne, Isaiah	14	32	2.3
1	Roberts, Tyrell	14	29	2.1
5	Gigiberia, Saba	14	29	2.1

Turnovers

##	Player	G	TO	TO/G
0	Shabazz, Khalil	14	37	2.6
5	Gigiberia, Saba	14	25	1.8
1	Roberts, Tyrell	14	24	1.7
55	Williams, Marcus	14	23	1.6
15	Meeks, Zane	14	19	1.4

Foul Outs

##	Player	G	FO
1	Roberts, Tyrell	14	1
3	Hawthorne, Isaiah	14	1
11	Kunen, Josh	14	1

2022-23 San Francisco Men's Basketball
Team Game-by-Game
All games

Page 1/1
as of Dec 22, 2022

				Total		3-Pointers		Free throws		Rebounds										
Opponent	**Date**	**Score**		**FG-FGA**	**PCT**	**3FG-3FGA**	**PCT**	**FT-FTA**	**PCT**	**OFF**	**DEF**	**TOT**	**AVG**	**PF**	**A**	**TO**	**BLK**	**STL**	**PTS**	**AVG**
Texas Southern	11/07/2022	90-77	W	31-51	.608	11-23	.478	17-26	.654	7	41	48	48.0	27	13	23	1	5	90	90.0
Cal Poly	11/10/2022	60-48	W	18-53	.340	4-26	.154	20-29	.690	8	30	38	43.0	21	6	19	5	11	60	75.0
UC Merced	11/13/2022	88-71	W	32-69	.464	7-28	.250	17-20	.850	15	24	39	41.7	13	20	10	4	13	88	79.3
at Fresno St.	11/16/2022	67-60	W	24-63	.381	10-37	.270	9-12	.750	13	28	41	41.5	20	13	14	6	6	67	76.3
vs UNI	11/21/2022	75-69	W	25-65	.385	14-36	.389	11-15	.733	7	30	37	40.6	16	14	8	1	8	75	76.0
vs Wichita St.	11/22/2022	67-63	W	22-56	.393	12-34	.353	11-14	.786	8	30	38	40.2	13	16	12	2	6	67	74.5
at Davidson	11/25/2022	80-89	L	28-60	.467	11-31	.355	13-18	.722	14	18	32	39.0	26	13	13	5	8	80	75.3
Little Rock	11/30/2022	90-68	W	30-64	.469	13-32	.406	17-22	.773	11	25	36	38.6	18	19	11	4	7	90	77.1
vs Utah St.	12/04/2022	64-82	L	24-55	.436	7-21	.333	9-15	.600	6	22	28	37.4	17	8	18	2	3	64	75.7
Merrimack	12/07/2022	69-51	W	23-49	.469	3-20	.150	20-25	.800	13	28	41	37.8	14	15	20	2	4	69	75.0
vs New Mexico	12/12/2022	64-67	L	23-60	.383	9-29	.310	9-13	.692	10	23	33	37.4	17	13	11	0	7	64	74.0
at UNLV	12/17/2022	75-73	W	28-65	.431	9-35	.257	10-15	.667	16	25	41	37.7	13	13	16	1	9	75	74.1
UT Arlington	12/19/2022	63-68	L	21-55	.382	13-31	.419	8-12	.667	7	21	28	36.9	18	13	16	0	8	63	73.2
Arizona St.	12/21/2022	97-60	W	32-56	.571	15-29	.517	18-27	.667	8	37	45	37.5	23	22	13	3	8	97	74.9
Total		**1049**		**361-821**	**.440**	**138-412**	**.335**	**189-263**	**.719**	**143**	**382**	**525**	**37.5**	**256**	**198**	**204**	**36**	**103**	**1049**	**74.9**
Opponents		946		345-819	.421	70-244	.287	186-266	.699	126	339	465	33.2	240	130	183	23	92	946	67.6

San Francisco Averages

Games Played	Points/ game	FG Pct	3FG Pct	FT Pct	Rebounds/ game	Assists/ game	Turnovers/ game	Assist/Turnover ratio	Steals/ game	Blocks/ game
14	74.9	44.0	33.5	71.9	37.5	14.1	14.6	1.0	7.4	2.6

2022-23 Points, Rebounds, Assists

2022-23 San Francisco Men's Basketball
Points-rebounds-assists
All games

Page 1/1
as of Dec 22, 2022

Opponent	Date	Score		0 SHABAZZ,KH	1 ROBERTS,TY	2 RISHWAIN,J	3 HAWTHORNE,	5 GIGIBERIA,	10 ROCAK,TONI	11 KUNEN,JOSH	12 BIEKER,JUS	15 MEEKS,ZANE	30 WHITAKER,B	33 MARKOVETSK
Texas Southern	11/07/2022	90-77	W	8-10-3	17-4-3	5-4-3	10-6-0	6-5-0	7-3-1	5-7-0	DNP	16-6-1	DNP	2-1-0
Cal Poly	11/10/2022	60-48	W	18-7-2	12-6-0	5-1-1	0-0-0	6-8-1	7-1-0	8-5-0	DNP	3-3-0	DNP	0-0-0
UC Merced	11/13/2022	88-71	W	21-3-4	10-4-3	0-2-3	0-1-1	6-3-1	3-2-0	10-5-4	0-0-0	9-9-0	0-0-0	20-4-0
at Fresno St.	11/16/2022	67-60	W	8-2-4	22-3-2	3-0-1	2-3-2	3-4-0	0-4-1	3-3-0	DNP	20-10-1	DNP	0-3-0
vs UNI	11/21/2022	75-69	W	24-5-7	11-2-1	11-4-0	7-4-0	2-1-1	0-2-1	2-4-2	DNP	12-11-0	DNP	1-1-0
vs Wichita St.	11/22/2022	67-63	W	7-3-5	13-6-7	13-5-0	8-1-0	3-5-1	DNP	15-7-0	DNP	8-6-3	DNP	0-2-0
at Davidson	11/25/2022	80-89	L	20-3-2	13-1-3	5-4-0	5-0-1	4-5-1	1-3-0	7-6-0	0-0-0	13-2-1	DNP	4-3-0
Little Rock	11/30/2022	90-68	W	16-7-7	12-2-1	10-2-2	12-5-1	8-5-2	6-1-1	3-3-2	0-1-0	14-4-1	0-0-0	4-2-0
vs Utah St.	12/04/2022	64-82	L	8-5-3	18-1-0	4-3-0	0-1-0	8-4-1	0-5-1	2-2-0	0-0-0	11-4-0	DNP	0-0-0
Merrimack	12/07/2022	69-51	W	9-10-2	12-7-1	5-4-1	2-1-0	4-2-0	0-0-0	2-2-0	DNP	12-6-4	DNP	19-7-0
vs New Mexico	12/12/2022	64-67	L	18-9-5	13-6-4	0-1-0	6-1-1	2-1-0	0-0-0	3-0-0	DNP	5-3-0	DNP	12-8-0
at UNLV	12/17/2022	75-73	W	17-7-2	17-1-4	0-0-1	7-2-1	11-3-0	DNP	3-1-0	0-2-0	17-17-2	DNP	DNP
UT Arlington	12/19/2022	63-68	L	11-7-3	24-2-3	3-1-0	0-6-0	3-0-1	0-0-0	2-2-3	5-0-0	13-3-0	DNP	0-0-0
Arizona St.	12/21/2022	97-60	W	26-7-6	14-6-2	5-4-1	19-4-0	3-3-3	DNP	3-6-2	3-1-1	9-6-0	0-0-0	4-1-1

Opponent	Date	Score		45 CIOE,JAKE	55 WILLIAMS,M
Texas Southern	11/07/2022	90-77	W	DNP	14-0-2
Cal Poly	11/10/2022	60-48	W	DNP	1-5-2
UC Merced	11/13/2022	88-71	W	0-1-0	9-3-4
at Fresno St.	11/16/2022	67-60	W	DNP	6-5-2
vs UNI	11/21/2022	75-69	W	DNP	5-1-2
vs Wichita St.	11/22/2022	67-63	W	DNP	0-1-0
at Davidson	11/25/2022	80-89	L	DNP	8-2-5
Little Rock	11/30/2022	90-68	W	0-0-0	5-4-2
vs Utah St.	12/04/2022	64-82	L	DNP	13-2-3
Merrimack	12/07/2022	69-51	W	DNP	4-2-7
vs New Mexico	12/12/2022	64-67	L	DNP	5-4-3
at UNLV	12/17/2022	75-73	W	DNP	3-4-3
UT Arlington	12/19/2022	63-68	L	DNP	2-3-3
Arizona St.	12/21/2022	97-60	W	0-0-0	11-1-6

LIVESTATS BY GENIUS SPORTS