



# SAN FRANCISCO MEN'S BASKETBALL



Game 2 - November 10, 2022

2 NCAA Championships • 1 NIT Championship • 3 Final Fours • 15 Conference Championships  
18 All-Americans • 4 Naismith Hall of Famers • 36 NBA Draft Picks

## SCHEDULE/RESULTS

RECORD: 1-0/0-0 WCC  
H: 1-0 / A: 0-0 / N: 0-0

### November 2022

7	Mon. vs. Texas Southern	W, 90-77
10	Thu. vs. Cal Poly	7:00 PM
13	Sun. vs. UC Merced	7:00 PM
16	Wed. @ Fresno State	7:00 PM
21	Mon. vs. Northern Iowa (CBSSN) #!	9:30 AM
22	Tue. vs. TBA (CBSSN) #!	TBA
25	Fri. @ Davidson	11:00 AM
30	Wed. vs. Little Rock	7:00 PM

### December 2022

4	Sun. vs. Utah State	5:30 PM
7	Wed. vs. Merrimack	7:30 PM
17	Sat. @ UNLV	2:00 PM
19	Sun. vs. UT Arlington	7:00 PM
21	Wed. vs. Arizona State (CBSSN)	7:00 PM
22	Tue. vs. Hartford	6:00 PM
29	Thu. @ Santa Clara*	TBA
31	Sat. vs. San Diego*	4:00 PM

### January 2023

5	Thu. vs. Gonzaga*	8:00 PM
7	Sat. @ Loyola Marymount	TBA
12	Thu. @ Portland* (CBSSN)	8:00 PM
14	Sat. vs. Saint Mary's*	8:00 PM
19	Thu. vs. Pacific*	8:00 PM
21	Sat. vs. BYU* (CBSSN)	5:00 PM
28	Sat. @ San Diego*	7:00 PM

### February 2023

2	Thu. @ Saint Mary's* (ESPN)	8:00 PM
4	Sat. vs. Santa Clara* (ESPN)	7:00 PM
9	Thu. @ Gonzaga* (ESPN)	6:00 PM
11	Sat. vs. Pepperdine*	7:00 PM
16	Thu. @ Pacific*	TBA
23	Thu. vs. Portland* (CBSSN)	8:00 PM
25	Sat. @ BYU* (ESPN)	7:00 PM

### March 2023

3	-- WCC Tournament#^	--
---	---------------------	----

\* Designates West Coast Conference Game

! - Hall of Fame Classic- T-Mobile Center (Kansas City, Nev.)

^ - WCC Tournament - Orleans Arena (Las Vegas, Nev.)

# - Neutral Site

All times listed are Pacific

## COMMUNICATIONS

CHRIS FORTNEY

Assistant AD for Communications

E: cfortney@usfca.edu

C: 209-684-3150

Address: 2130 Fulton Street, San Francisco, CA, 94117

## GAME 2 BREAKDOWN- War Memorial at the Sobrato Center • San Francisco, Calif. • 7:00 PM • WCC Network



### San Francisco Dons

#### RECORD

1-0, 0-0 WCC

#### RANKING

-- AP / -- Coaches

#### LAST GAME

--

#### HEAD COACH

Chris Gerlufsen

#### CAREER RECORD

9-5 (.643)

#### RECORD AT USF

0-0 (0)

#### vs. Cal Poly

0-0



### Cal Poly Mustangs

#### RECORD

1-0, 0-0 Big West

#### RANKING

--

#### LAST GAME

--

#### HEAD COACH

John Smith

#### CAREER RECORD

18-64 (.220)

#### RECORD AT SCHOOL

18-64 (.220)

#### vs. USF

0-1

## ON THE AIR



### WCC Network

Play-by-Play: Pat Olson

Analyst: Jim Brovelli



### KNBR 1050

Play-by-Play: Pat Olson

Analyst: Jim Brovelli

## TIP OFF

• Kicking off the new year with a double-digit victory at home on the Hilltop, USF handled Texas Southern 90-77 on Monday, Nov. 7 to open the 2022-23 regular season. Piecing together a balanced attack, four different Dons finished in double figures: Tyrell Roberts (17), Zane Meeks (16), Marcus Williams (14) and Isaiah Hawthorne (10).

• Taking charge in his first game in the green and gold, Roberts finished with a team-high 17 points on 5-of-8 from the floor and 3-of-5 from behind-the-arc. Additionally, the graduate transfer added four rebounds, three assists and one steal in 34 minutes played. Alongside Roberts in the backcourt, Khalil Shabazz did a little bit of everything on Monday night as the versatile guard tallied 8 points, 10 rebounds (ties career-high), three assists and two steals while also playing 34 minutes.

• Doing their part off the bench, Zane Meeks added 16 points (5-9 FG) and six rebounds to go along with Williams' 14 points and two assists.

• Overall, USF enjoyed success from the field as the Dons shot 60.0 percent as a team on opening night while holding the Tigers to just 38.8 percent from the floor. Notably, USF knocked down 11-of-23 from behind-the-arc while also getting a huge lift with 49 points off the bench.

• For new head coach Chris Gerlufsen, Monday's victory marked his first official win at the helm of the Dons.

## PROJECTED STARTERS

#0 Khalil SHABAZZ GR • Guard	#1 Tyrell ROBERTS GR • Guard	#2 Julian RISHWAIN JR • Guard	#10 Josh KUNEN JR • Forward	#5 Saba GIGIBERIA SO • Center
MIN 34.0	MIN 34.0	MIN 22.0	MIN 21.0	MIN 12.0
PPG 8.0	PPG 17.0	PPG 5.0	PPG 5.0	PPG 6.0
FG% 37.5	FG% 66.7	FG% 20.0	FG% 1.000	FG% .667
3PT% 50.0	APG 3.0	APG 3.0	REB 7.0	REB 6.0

# 2022-23 USF MEN'S BASKETBALL GAME NOTES

## 2022-23 USF MEN'S BASKETBALL ROSTER

### NUMERICAL ROSTER

No.	Name	Pos	Ht	Wt	Yr	Hometown/Previous School
0	Khalil Shabazz	G	6-0	170	Gr.	Seattle, Wash. / Rainier Beach / Central Washington
1	Tyrell Roberts	G	5-11	175	Gr.	Sacramento, Calif. / Washington State
2	Julian Rishwain	G	6-5	190	Jr.	Los Angeles, Calif./Notre Dame HS /Boston College
3	Isaiah Hawthorne	F	6-8	205	R-So.	Tracy, Calif. / Tracy HS
5	Saba Gigiberia	C	7-2	248	So.	Tbilisi, Georgia / Georgia Tech
10	Toni Rocak	F	6-9	220	Gr.	Geneva, Switzerland / UC San Diego
11	Josh Kunen	F	6-8	210	Jr.	Melbourne, Australia / Centre of Excellence
12	Justin Bieker	G	6-5	180	R-So.	Portland, Ore. / Jesuit HS
15	Zane Meeks	F	6-9	220	Jr.	Prairie Village, Kan./Nevada
21	Ndewedo Newbury	F	6-7	238	So.	London, England/The Loomis Chaffee School
30	Bryce Whitaker	G	6-0	170	Jr.	Los Angeles, Calif./Lamar CC
31	Jonas Visser	C	6-10	240	Jr.	Amsterdam, Netherlands / Centre for Sports & Education
33	Volodymyr Markovetsky	C	7-2	270	Jr.	Truskavets, Ukraine/Washington State
45	Jake Cioe	G	6-0	175	So.	Tuscon, Ariz./Salpointe Catholic HS
55	Marcus Williams	G	6-2	197	So.	Dickinson, Tex. / Texas A&M

### ALPHABETICAL ROSTER

No.	Name	Pos	Ht	Wt	Yr	Hometown/Previous School
12	Justin Bieker	G	6-5	180	R-So.	Portland, Ore. / Jesuit HS
45	Jake Cioe	G	6-0	175	So.	Tuscon, Ariz./Salpointe Catholic HS
5	Saba Gigiberia	C	7-2	248	So.	Tbilisi, Georgia / Georgia Tech
3	Isaiah Hawthorne	F	6-8	205	R-So.	Tracy, Calif. / Tracy HS
11	Josh Kunen	F	6-8	210	Jr.	Melbourne, Australia / Centre of Excellence
33	Volodymyr Markovetsky	C	7-2	270	Jr.	Truskavets, Ukraine/Washington State
15	Zane Meeks	F	6-9	220	Jr.	Prairie Village, Kan./Nevada
21	Ndewedo Newbury	F	6-7	238	So.	London, England/The Loomis Chaffee School
2	Julian Rishwain	G	6-5	190	Jr.	Los Angeles, Calif./Notre Dame HS /Boston College
1	Tyrell Roberts	G	5-11	175	Gr.	Sacramento, Calif. / Washington State
10	Toni Rocak	F	6-9	220	Gr.	Geneva, Switzerland / UC San Diego
0	Khalil Shabazz	G	6-0	170	Gr.	Seattle, Wash. / Rainier Beach / Central Washington
31	Jonas Visser	C	6-10	240	Jr.	Amsterdam, Netherlands / Centre for Sports & Education
55	Marcus Williams	G	6-2	197	So.	Dickinson, Tex. / Texas A&M
30	Bryce Whitaker	G	6-0	170	Jr.	Los Angeles, Calif./Lamar CC

### COACHING STAFF

Chris Gerlufsen	Head Coach, 1st season	Randolph-Macon College, '98
Michael Plank	Assistant Coach, 2nd season	Williamette, '06
Jay Duncan	Assistant Coach, 1st season	Northwood, '10
Kyle Bankhead	Assistant Coach, 1st season	Gonzaga, '04
Vinnie McGhee	Assistant Coach, 4th season	CSUN, '12

### SUPPORT STAFF

Garrett Furubayashi	Director of Basketball Operations, 2nd Season	San Francisco, '19
Ralphie Ferrari	Assistant to the Head Coach, 5th season	San Francisco, '17
Casey Gonzalez	Associate Athletic Trainer	Illinois State, '09

### PRONUNCIATIONS:

**0 Khalil Shabazz** – Shuh-bozz (like boss but with z's)  
**5 Saba Gigiberia** – Gee-gee-bear-ee-uh  
**10 Toni Rocak** – Toni Row-chak  
**11 Josh Kunen** – Koo-nin  
**12 Justin Bieker** – Bee-kerr  
**21 Ndewedo Newbury** – Dway-doh New-berry  
**31 Jonas Visser** – Yo-nuss Viss-er  
**33 Volodymyr Markovetsky** – Vol-oh-deh-meer Mar-koh-vet-skee, also can be referred to as "Vova"  
**45 Jake Cioe** – Cee-oh

### CLASS BREAKDOWN

**GRADUATE STUDENTS (3):** Justin Bieker  
Tyrell Roberts  
Toni Rocak  
Khalil Shabazz

**JUNIORS: (6)**  
Josh Kunen  
Volodymyr Markovetsky  
Zane Meeks  
Julian Rishwain  
Jonas Visser  
Bryce Whitaker

### SOPHOMORES: (6)

Jake Cioe  
Saba Gigiberia  
Isaiah Hawthorne  
Ndewedo Newbury  
Marcus Williams

### HOME STATE/COUNTRY

#### ARIZONA: (1)

Jake Cioe

#### CALIFORNIA: (6)

Isaiah Hawthorne  
Julian Rishwain  
Tyrell Roberts  
Bryce Whitaker

#### KANSAS: (1)

Zane Meeks

#### OREGON: (1)

Justin Bieker

#### WASHINGTON: (1)

Khalil Shabazz

#### AUSTRALIA: (1)

Josh Kunen

#### ENGLAND: (1)

Ndewedo Newbury

#### GEORGIA: (1)

Saba Gigiberia

#### NETHERLANDS: (1)

Jonas Visser

#### SWITZERLAND: (1)

Toni Rocak

#### UKRAINE: (1)

Volodymyr Markovetsky

## RADIO/TV ROSTER



**Khalil Shabazz**  
0 Gr. • G • 5-9 • 170  
Seattle, Wash.  
Rainier Beach HS  
Central Washington



**Tyrell Roberts**  
1 Gr. • G • 5-11 • 175  
Sacramento, Calif.  
Washington State



**Julian Rishwain**  
2 Jr. • G • 6-5 • 190  
Los Angeles, Calif.  
Notre Dame HS  
Boston College



**Isaiah Hawthorne**  
3 R-So. • F • 6-8 • 205  
Tracy, Calif.  
Tracy HS



**Saba Gigiberia**  
5 So. • C • 7-2 • 248  
Tbilisi, Georgia  
Georgia Tech



**Toni Rocak**  
10 Gr. • F • 6-9 • 220  
Geneva, Switzerland  
UC San Diego



**Josh Kunen**  
11 Jr. • F • 6-8 • 210  
Melbourne, Australia  
Centre of Excellence



**Justin Bieker**  
12 R-So. • G • 6-5 • 180  
Portland, Ore.  
Jesuit HS



**Isewedo Newbury**  
21 So. • F • 6-7 • 238  
London, England  
The Loomis Chaffee School



**Bryce Whitaker**  
30 Jr. • G • 6-0 • 170  
Los Angeles, Calif.  
Lamar CC



**Jonas Visser**  
31 Jr. • C • 6-10 • 240  
Amsterdam, Netherlands  
Centre for Sports & Education



**Volodymyr Markovetsky**  
33 Jr. • C • 7-2 • 270  
Truskavets, Ukraine  
Washington State



**Jake Cioe**  
45 So. • G • 6-0 • 175  
Tucson, Ariz./ Salpointe HS



**Marcus Williams**  
55 So. • G • 6-2 • 197  
Dickinson, Tex.  
Texas A&M



**Chris Gerlufsen**  
Head Coach  
1st Season



**Michael Plank**  
Assistant Coach  
2nd Season



**Jay Duncan**  
Assistant Coach  
1st Season



**Kyle Bankhead**  
Assistant Coach  
1st Season



**Vinnie McGhee**  
Assistant Coach  
4th Season



**Garrett Furubayashi**  
Director of Operations  
2nd Season



**Ralphie Ferrari**  
Assistant to the Head Coach  
5th Season



**Casey Gonzalez**  
Athletic Trainer  
2nd Season



## QUICK FACTS &amp; HEAD COACH CHRIS GERLUFSEN

## UNIVERSITY INFORMATION

Name..... University of San Francisco  
 Location..... 2130 Fulton Street  
 San Francisco, CA 94117-1080  
 Religious Affiliation..... Roman Catholic (Jesuit)  
 Year Founded..... 1855  
 Enrollment..... 10,714  
 President (Yr.)..... Fr. Paul J. Fitzgerald, S.J. (8th)  
 Vice Pres., Business & Finance (Yr.)..... Charlie Cross (22nd)  
 Director of Athletics (Yr.)..... Larry Williams (1st Year)

## ATHLETICS INFORMATION

Nickname..... Dons  
 Colors..... Green (PMS 3435) & Gold (PMS 123)  
 Conference..... West Coast Conference  
 National Affiliation..... NCAA Division I  
 Arena..... War Memorial at the Sobrato Center  
 Capacity..... 3,006

## MEN'S BASKETBALL COACHING STAFF

Chris Gerlufsen..... Head Coach  
 First Season (2nd overall at USF) (Randolph-Macon College, '98)  
 Michael Plank..... Assistant Coach  
 First Season..... (Williamette, '06)  
 Jay Duncan..... Assistant Coach  
 First Season..... (Northwood, '10)  
 Kyle Bankhead..... Assistant Coach  
 First Season..... (Gonzaga, '04)  
 Vinnie McGhee..... Assistant Coach  
 Third Season..... (CSUN, '12)  
 Garrett Furubayashi..... Director of Operations  
 Second Season..... (San Francisco, '19)  
 Ralphie Ferrari..... Assistant to the Head Coach  
 Fifth Season..... (San Francisco, '18)

## MEN'S BASKETBALL QUICK FACTS

Gerlufsen's Record at USF..... 1-0  
 Gerlufsen's Division I Career Record..... 9-5  
 Gerlufsen's WCC Record..... 0-0  
 2021-22 Overall Record..... 24-10  
 2021-22 WCC Record (Finish)..... 10-6 (4th)  
 Seasons of Basketball..... 96  
 First Season..... 1923-24  
 All-Time Record..... 1444-1047 (.580)  
 All-Time WCC Record..... 553-344 (.616)  
 NCAA Championships (Last)..... 2 (1956)  
 NCAA Appearances (Last)..... 17 (2022)  
 NCAA Tournament Record..... 21-15  
 NIT Championships..... 1 (1949)  
 WCC Reg. Season Titles (Last)..... 15 (1981)  
 WCC Tournament Titles..... 1 (1998)  
 Letterwinners Returning/Lost..... 9/6  
 Starter Returning/Lost..... 1/4  
 Newcomers..... 4 - 4 Division I transfers

## WEB ADDRESSES/SOCIAL MEDIA

USF..... www.usfca.edu  
 San Francisco Athletics..... www.usfdons.com  
 West Coast Conference..... www.wccsports.com  
 Twitter..... @DonsAthletics  
 Instagram..... @USFDonsMBB  
 Facebook..... Facebook.com/USFDonsMBB

## HOW TO REFERENCE THE UNIVERSITY

We are the University of San Francisco, established by the Jesuits in 1855 as the first university in San Francisco.

When referencing the school and its teams, please use "The University of San Francisco," "San Francisco," "USF," or "The Dons."

DO NOT use "Frisco," "San Fran," "San Francisco University," "SFU" or any other iteration. Also, when referring our women's teams, **DO NOT** use "Lady Dons."

Chris Gerlufsen enters his first season as head coach of the Dons after being promoted on March 18, 2022.

Originally coming to the Hilltop in the summer of 2021 as the associate head coach on Todd Golden's staff, Gerlufsen serves as USF's primary offensive coordinator with a focus on working with the guards.

In 2021-22, USF grew into one of the elite offenses in the country as the Dons ranked in the top five in the West Coast Conference as a team in three-point field goal attempts (934, first), three-point field goals per game (9.6, first), total three-point field goals made (327, first), offensive rebounds (10.76, first), scoring offense (77.4, second), field goal percentage (45.7, fourth), free throws attempted (598, third), free throws made (415, third). Nationally, USF also ranked in the top fifty in three-point field goal attempts (thirteenth), total three-point field goals made (fourteenth), three-point field goals per game (sixteenth), scoring margin (twenty-eighth) and scoring offense (thirty-seventh). As a team, USF's 77.4 points per game were also the most for the green and gold since the 2015-16 season, when the Dons averaged 77.6 points under Rex Walters. On Wednesday, Dec. 28, 2021, USF broke the single-game program record for most three-pointers in a game with 20 made triples in a 111-78 win over Academy of Art.

Prior to USF, Gerlufsen served as the top assistant to head coach Eran Ganot at Hawaii from 2019-22. While at UH, he oversaw the guards and served as the Rainbow Warriors' offensive coordinator. He also served as the interim head coach for Hawaii's first 13 games in the 2019-20 season, leading UH to an 8-5 non-conference record, including an 85-75 upset win over previously undefeated USF.

Gerlufsen also previously spent four seasons as an assistant at San Diego from 2015-19, giving him familiarity with the West Coast Conference. During his time with the Toreros, USD experienced unprecedented success, posting back-to-back 20-win

## CHRIS GERLUFSEN

## Head Coach

Randolph-Macon College, '98

1st Season at USF

1st Season Overall

Career Record 1-0 (1st season)

vs. Division I 9-5 (1st season)

Overall USF 1-0 (1st season)

WCC Games 0-0 (1st season)

Family: Ila (girlfriend)



seasons for the first time in program history while advancing to the postseason both years. He finished his run with the Toreros in 2018-19 with San Diego earning a berth to the NIT.

At USD, Gerlufsen also oversaw guards and served as offensive coordinator as he led USD's global recruiting efforts by signing more than a half dozen international players during his tenure. In his last two years at USD, he coached a trio of all-conference selections, including Isaiah Pineiro, Olin Carter III and Isaiah Wright.

Prior to USD, Gerlufsen spent nine seasons on the bench as an assistant the University of Hartford, with the last two seasons of which he served as associate head coach. While at Hartford, his primary responsibilities including working with both the perimeter and post players as well as serving as the staff's recruiting coordinator.

Gerlufsen also had stops at The Citadel (2001-'06), Southwestern (1999-'01) and got his start as an assistant coach at Washington College in Maryland in 1998-99.

Gerlufsen was a four-time letter winner for Randolph-Macon College, a Division III school in Virginia. While playing for the Yellow Jackets, he was named team captain for a squad that twice advanced to the NCAA Division III tournament. He graduated in 1998 with a B.A. in Business and Economics. He is a native of Philadelphia, PA.

## COACHING EXPERIENCE

1998-99 - Washington College, Graduate Assistant

1999-2000 - Southwestern, Assistant Coach

2000-02 - The Citadel, Graduate Assistant

2002-06 - The Citadel, Assistant Coach

2006-13 - Hartford, Assistant Coach

2013-15 - Hartford, Associate Head Coach

2015 - 19 - San Diego, Assistant Coach

2019 - 21 - Hawaii, Assistant Coach

2021 - 22 - San Francisco, Associate Head Coach

2022 - Present - San Francisco, Head Coach

## THE MATCHUP



<b>OVERALL</b>	<b>5-2</b>
HOME	3-1
AWAY	2-1
NEUTRAL SITES	--
LAST MEETING	USF W, 88-60, on 12/4/20
FIRST MEETING	USF W, 75-54, on 11/30/93
LARGEST WIN	28, USF W, 88-60, on 12/4/20
LAST WIN	USF W, 88-60, on 12/4/20
LARGEST LOSS	21, CP W, 61-40, on 12/3/08
LAST LOSS	CP W, 78-71, on 12/15/14
STREAK	W1

COMPARISON		
Category	USF	CP
Points Per Game	90.0	94.0
Field Goal Pct.	60.8	51.4
Opp. FG Pct.	38.8	26.9
3-PT FG Pct.	47.8	30.4
Opp. 3-PT FG Pct.	40.0	.200
Free Throw Pct.	65.4	.600
Rebound Margin	24.0	26.0
Rebounds Per Game	48.0	60.0
Blocks Per Game	1.0	3.0
Steals Per Game	5.0	12.0
Assists Per Game	13.0	21.0
Turnovers Per Game	23.0	21.0

## ABOUT THE MUSTANGS

Location	San Luis Obispo, Calif.
Founded	1901
Enrollment	22,352
Nickname	Mustangs
First Year	1994-95 (Division I)
All-Time Record	315-503 (.385)
2021-22 Record	19-13, 13-5 SWAC
Last 5/Last 10	1-0
STREAK	W1
LAST GAME	W, 94-59 vs. Bethesda
HEAD COACH	John Smith (Dominican, 1994)
at SCHOOL	18-64 (.220) (4th Season)
OVERALL	18-64 (.220) (4th Season)

## About University of San Francisco

The University of San Francisco ([usfca.edu](http://usfca.edu)) is located in the heart of one of the world's most innovative and diverse cities and is home to a vibrant academic community of students and faculty who achieve excellence in their fields. Its diverse student body enjoys direct access to faculty, small classes, and outstanding opportunities in the city itself. Founded in 1855, USF is San Francisco's first university, and its Jesuit Catholic mission helps ignite a student's passion for social justice and a desire to "Change the World From Here." USF has a storied athletics tradition, and today its accomplished Division I scholar athletes compete in seven men's sports and eight women's sports. USF is a member of the West Coast Conference. For more information on USF Athletics, visit [usfdons.com](http://usfdons.com) and follow the Dons the Dons on social media on Twitter, Facebook, and Instagram @DonsAthletics.

## VS. CAL POLY

## About The Mustangs

• Cal Poly returns five starters, nine letterwinners and 80.5 percent of their scoring from last season as the Mustangs also welcomed four Division I transfers to the program this offseason. Last year, Cal Poly finished 7-21 overall, including a 3-12 record in Big West play.

• In their 72-60 exhibition win over Division II Cal State Los Angeles on Thursday, Nov. 3, senior Alimany Koroma led four Mustangs in double figures with 15 points to go along with 10 rebounds in route to his first double-double of the new year. Additionally, senior Trevon Taylor added 11 points himself while Camren Pierce and Bryan Penn-Johnson each poured in 10 points apiece.

• Overall, Cal Poly will begin their season with a Monday night meeting with Bethesda before making the trip north to square off against USF on Thursday evening. Following their showdown with the Dons, the Mustangs will trek to Stanford for a Friday night battle on Nov. 18.

• In 2021-22, Cal Poly faced off against three WCC opponents, falling on the road at Santa Clara (Nov. 19), San Diego (Dec. 5) and Portland (Dec. 13).

## All-Time Series

• Thursday's matchup between the Dons and the Mustangs will mark the eighth meeting all-time between the two programs. Overall, USF hold a 5-2 advantage in the all-time series. This matchup will mark the first time the programs have met since Dec. 4, 2020, when the Dons defeated Cal Poly, 88-60, in San Luis Obispo. Notably, USF last defeated the Mustangs at home on the Hilltop in a 73-62 win on Nov. 13, 2009.

## LAST BOX SCORE

Texas Southern (0-1,0-0 SWAC) -vs- San Francisco (1-0,0-0 WCC)  
11/07/22 at War Memorial at the Sobrato Center, San Francisco, CA

Date: 11/07/22	Score By Period	1	2	Total
Time: 7:00 PM				
Attendance: 1,730		35	42	77
Site: War Memorial at the Sobrato Center, San Francisco, CA				
Referee: Ryan Holmes, Nik Caruthers, D.G. Nelson		50	40	90

## Texas Southern 77

#	Player	GS	MIN	FG	3PT	FT	ORB-DRB	REB	PF	A	TO	BLK	STL	PTS
03	Henry, PJ	*	34	6-17	2-4	7-8	0-2	2	2	1	4	0	5	21
24	Walker III, John	*	35	7-12	2-3	3-7	0-0	0	3	0	3	0	0	19
02	Barnes, Davon	*	23	5-7	0-0	4-5	1-2	3	3	2	1	0	0	14
05	Nicholas, Jordon Karl	*	20	2-5	0-1	3-8	0-3	3	4	0	0	0	1	7
11	Gilliam, Jordan	*	26	1-10	0-4	0-0	1-3	4	1	1	1	0	0	2
25	Carter, Grayson		21	3-7	2-3	0-0	0-1	1	1	0	0	0	1	8
12	Morite, Zytariious		7	2-5	0-0	1-2	2-0	2	1	0	0	0	1	5
23	O'Neal, Shaqir		7	0-1	0-0	1-2	0-0	0	1	0	0	0	0	1
00	Marin, Isaiah		22	0-2	0-0	0-0	0-2	2	1	0	1	0	0	0
14	Granger, Kolby		5	0-1	0-0	0-0	1-0	1	1	0	0	0	0	0
TM	TEAM		0	0-0	0-0	0-0	3-3	6	0	0	0	0	0	0
Totals		-	200	26-67	6-15	19-32	8-16	24	18	4	10	0	8	77

Team Summary		FG		3PT		FT	
First Half	13-32	40.63 %		3-7	42.86 %	6-11	54.55 %
Second Half	13-35	37.14 %		3-8	37.50 %	13-21	61.90 %
Total	26-67	38.8 %		6-15	40.0 %	19-32	59.4 %

Technical Fouls: (1) Walker III, John	Second Chance Points: 4	Scores Tied: 2 times(s)	Points In The Paint: 32	Fast Break Points: 10
Lead Changed: 6 times(s)	Points off Turnovers: 18	Bench Points: 14	Largest Lead: 0 0	

## San Francisco 90

#	Player	GS	MIN	FG	3PT	FT	ORB-DRB	REB	PF	A	TO	BLK	STL	PTS
01	Roberts, Tyrell	*	34	5-8	2-3	5-8	0-4	4	1	3	6	0	1	17
00	Shabazz, Khalil	*	34	3-8	2-4	0-2	0-10	10	3	3	5	0	2	8
05	Gigiberia, Saba	*	12	2-3	0-1	2-2	1-4	5	2	0	1	0	1	6
02	Rishwain, Julian	*	22	1-5	1-3	2-2	1-3	4	3	3	2	0	0	5
11	Kunen, Josh	*	21	2-2	1-1	0-0	1-6	7	3	0	2	0	0	5
15	Meeks, Zane		19	5-9	1-4	5-6	2-4	6	2	1	1	0	0	16
55	Williams, Marcus		18	5-6	2-3	2-2	0-0	0	4	2	1	0	0	14
03	Hawthorne, Isaiah		17	4-6	2-4	0-2	1-5	6	3	0	1	0	0	10
10	Rozak, Toni		16	3-3	0-0	1-2	1-2	3	3	1	3	1	1	7
33	Markovetsky, Volodymyr		7	1-1	0-0	0-0	0-1	1	3	0	1	0	0	2
TM	TEAM		0	0-0	0-0	0-0	0-2	2	0	0	0	0	0	0
Totals		-	200	31-51	11-23	17-26	7-41	48	27	13	23	1	5	90

Team Summary		FG		3PT		FT	
First Half	18-27	66.67 %		7-13	53.85 %	7-7	100.00 %
Second Half	13-24	54.17 %		4-10	40.00 %	10-19	52.63 %
Total	31-51	60.8 %		11-23	47.8 %	17-26	65.4 %

Technical Fouls: none	Second Chance Points: 14	Scores Tied: 2 times(s)	Points In The Paint: 40	Fast Break Points: 15
Lead Changed: 6 times(s)	Points off Turnovers: 11	Bench Points: 49	Largest Lead: 0 0	

# 2022-23 USF MEN'S BASKETBALL GAME NOTES

## DONS WCC TOURNAMENT HISTORY

Yr	Rnd	USF Seed	Opp Seed	Opp	W/L	Score	Site	USF's High Scorer	USF's High Rebounder
2022	S	4	1	#1/1 Gonzaga	L	81-71	Orleans Arena- Las Vegas, Nev.	27, Khalil Shabazz	8, Julian Rishwain
2022	2	4	5	BYU	W	75-63	Orleans Arena- Las Vegas, Nev.	22, Khalil Shabazz	9, Yauhen Massalski
2021	1	8	9	San Diego	W	67-51	Orleans Arena - Las Vegas, Nev.	18, Jamaree Bouyee	9, Dzmitry Ryuny
	2	8	5	Loyola Marymount	L	70-66	Orleans Arena- Las Vegas, Nev.	19, Dzmitry Ryuny	6, Jamaree Bouyee
2020	2	5	8	Loyola Marymount	W	82-53	Orleans Arena - Las Vegas, Nev.	16, Charles Minlend	10, Jimbo Lull
	Q	5	4	Pacific	W	72-54	Orleans Arena - Las Vegas, Nev.	21, Charles Minlend	8, Remu Raitanen
	S	5	1	Gonzaga	L	77-81	Orleans Arena - Las Vegas, Nev.	19, Charles Minlend	8, Remu Raitanen
2019	Q	4	8	Pepperdine	L	72-89	Orleans Arena - Las Vegas, Nev.	17, Charles Minlend	8, Matt McCarthy
2018	Q	4	5	Pacific	W	71-70 (OT)	Orleans Arena - Las Vegas, Nev.	20, Jordan Ratinho	9, Nate Renfro
	S	4	1	Gonzaga	L	88-60	Orleans Arena - Las Vegas, Nev.	15, Nate Renfro	6, Nate Renfro
2017	Q	5	4	Santa Clara	L	76-69	Orleans Arena - Las Vegas, Nev.	33, Ronnie Boyce III	5, three players
2016	Q	5	4	Pepperdine	L	90-68	Orleans Arena - Las Vegas, Nev.	33, Devin Watson	5, three players
2015	1	8	9	Pacific	W	62-58	Orleans Arena - Las Vegas, Nev.	14, two players	10, Matt Glover
	Q	8	1	Gonzaga	L	81-72	Orleans Arena - Las Vegas, Nev.	21, two players	10, Tim Derksen
2014	Q	3	6	San Diego	W	69-60	Orleans Arena - Las Vegas, Nev.	19, Avry Holmes	8, Cole Dickerson
	S	3	2	BYU	L	79-77	Orleans Arena - Las Vegas, Nev.	20, Cole Dickerson	10, Cole Dickerson
2013	2	5	9	Loyola Marymount	L	61-60 (OT)	Orleans Arena - Las Vegas, Nev.	23, Cole Dickerson	18, Cole Dickerson
2012	2	5	8	Portland	W	84-62	Orleans Arena - Las Vegas, Nev.	19, two players	10, Cole Dickerson
	Q	5	4	Loyola Marymount	W	67-60	Orleans Arena - Las Vegas, Nev.	19, Michael Williams	9, Perris Blackwell
	S	5	1	Saint Mary's	L	83-78	Orleans Arena - Las Vegas, Nev.	28, Cody Doolin	7, Angelo Caloiaro
2011	Q	3	6	Pepperdine	W	76-59	Orleans Arena - Las Vegas, Nev.	23, Rashad Green	10, Rashad Green
	S	3	2	Gonzaga	L	71-67	Orleans Arena - Las Vegas, Nev.	21, Michael Williams	6, Angelo Caloiaro
2010	Q	4	5	Loyola Marymount	L	84-76	Orleans Arena - Las Vegas, Nev.	20, Kwame Vaughn	9, Dior Lowhorn
2009	1	7	6	Pepperdine	L	93-85	Orleans Arena - Las Vegas, Nev.	32, Dior Lowhorn	9, Blake Wallace
2008	1	5	8	Loyola Marymount	W	79-60	Jenny Craig Pavilion - San Diego, Calif.	26, Dior Lowhorn	9, Dior Lowhorn
	Q	5	4	Santa Clara	L	51-50	Jenny Craig pavilion - San Diego, Calif.	17, Vince Polakovic	5, Hyman Taylor
2007	Q	4	5	San Diego	L	77-75	Chiles Center - Portland, Ore.	16, Manny Quezada	8, Alan Wiggins, Jr.
2006	Q	4	5	San Diego	L	62-59	McCarthy Athletic Center - Spokane, Wash.	12, Alan Wiggins, Jr.	8, two players
2005	1	6	7	Portland	W	65-60	Leavey Center - Santa Clara, Calif.	22, Tyrone Riley	8, Tyrone Riley
	Q	6	3	Santa Clara	L	67-60	Leavey Center - Santa Clara, Calif.	18, Tyrone Riley	10, Alan Wiggins, Jr.
2004	Q	4	5	Santa Clara	L	81-75	Leavey Center - Santa Clara, Calif.	27, James Bayless	8, two players
2003	Q	3	7	Loyola Marymount	W	70-56	Jenny Craig Pavilion - San Diego, Calif.	26, Darrel Tucker	11, Darrel Tucker
	Q	3	2	San Diego	L	72-63	Jenny Craig Pavilion - San Diego, Calif.	16, Shamell Stallworth	6, Darrel Tucker
2002	1	4	5	San Diego	L	69-67	Jenny Craig Pavilion - San Diego, Calif.	28, Shamell Stallworth	10, Shamell Stallworth
2001	1	5	4	San Diego	L	62-42	Jenny Craig Pavilion - San Diego, Calif.	14, Ali Thomas	
2000	1	5	4	Santa Clara	L	63-48	Toso Pavilion - Santa Clara, Calif.	8, three players	8, two players
1999	1	7	2	Pepperdine	L	67-65	Toso Pavilion - Santa Clara, Calif.	20, Gerald Zimmerman	13, Terrence Moore
1998	1	5	4	Saint Mary's	W	83-66	Toso Pavilion - Santa Clara, Calif.	21, M.J. Nodilo	9, Damian Cantrell
	S	5	3	Santa Clara	W	86-83	Toso Pavilion - Santa Clara, Calif.	23, Hakeem Ward	7, Hakeem Ward
	C	5	1	Gonzaga	W	80-67	Toso Pavilion - Santa Clara, Calif.	18, Ra'oof Sadat	11, Damian Cantrell
1997	1	3	6	Portland	W	78-66	Chiles Center - Portland, Ore.	30, Hakeem Ward	13, Hakeem Ward
	S	3	4	San Diego	W	64-61	Chiles Center - Portland, Ore.	23, Gerald Zimmerman	9, Gerald Zimmerman
	C	3	2	Saint Mary's	L	66-59	Chiles Center - Portland, Ore.	16, John Duggan	7, Damian Cantrell
1996	1	4	5	Portland	L	78-72	Toso Pavilion - Santa Clara, Calif.	25, John Duggan	7, three players
1995	1	6	3	Saint Mary's	L	72-41	Toso Pavilion - Santa Clara, Calif.	12, Gerald Walker	8, Tyrone Paul
1994	1	3	6	Santa Clara	W	76-34	Toso Pavilion - Santa Clara, Calif.	25, Gerald Walker	13, Kent Bennett
	S	3	2	Pepperdine	L	82-79	Toso Pavilion - Santa Clara, Calif.	21, Orlando Smart	8, Kent Bennett
1993	1	4	5	San Diego	W	96-93 (OT)	War Memorial Gym - San Francisco, Calif.	25, Orlando Smart	8, two players
	S	4	1	Pepperdine	L	88-67	War Memorial Gym - San Francisco, Calif.	16, Orlando Smart	7, Gerald Walker
1992	1	6	3	Loyola Marymount	W	100-65	Chiles Center - Portland, Ore.	29, Tomas Thompson	20, Darryl Johnson
	S	6	1	Pepperdine	L	67-65	Chiles Center - Portland, Ore.	20, Tomas Thompson	11, Darryl Johnson
1991	1	7	2	Loyola Marymount	W	101-93	Toso Pavilion - Santa Clara, Calif.	45, Tim Owens	11, Darryl Johnson
	S	7	1	Pepperdine	L	65-56	Toso Pavilion - Santa Clara, Calif.	14, two players	8, Darryl Johnson
1990	1	6	3	San Diego	L	80-74	Gersten Pavilion - Los Angeles, Calif.	23, Joel DeBortoli	6, Scott McWhorter

### All-WCC Tournament Selections

Kent Bennett	1994
Damian Cantrell	1998
Cole Dickerson	2014
Cody Doolin	2012
M.J. Nodilo	1998
Khalil Shabazz	2022
Orlando Smart	1993
Tomas Thompson	1992
Hakeem Ward	1997, *1998
Michael Williams	2011
Gerald Zimmerman	1997

\*WCC Tournament Most Outstanding Player

Dons were WCC Tournament Champs in 1998 as the No. 5 Seed.

### Miscellaneous Records

As a #1 Seed	0-0
As a #2 Seed	0-0
As a #3 Seed	6-5
As a #4 Seed	3-11
As a #5 Seed	8-8
As a #6 Seed	2-6
As a #7 Seed	1-3
As a #8 Seed	2-2
Vs. #1 Seed	1-7
Vs. #2 Seed	1-6
Vs. #3 Seed	2-5
Vs. #4 Seed	4-5
Vs. #5 Seed	2-8
Vs. #6 Seed	4-1
Vs. #7 Seed	2-0
Vs. #8 Seed	3-1
Vs. #9 Seed	2-1

### Miscellaneous Records

Vs. BYU	1-1
Vs. Gonzaga	1-5
Vs. Loyola Marymount	6-3
Vs. Pacific	3-0
Vs. Pepperdine	1-8
Vs. Portland	3-1
Vs. Saint Mary's	1-4
Vs. San Diego	4-6
Vs. Santa Clara	2-7

### Miscellaneous Records

In the First Round	10-11
In the Second Round	2-2
In the Quarterfinals	7-11
In the Semifinals	2-10
In the Finals	1-1
Overall	21-33
In Las Vegas	10-14
In Portland	3-3
In Santa Clara	6-9
In San Diego	2-4
In Los Angeles	0-1
In Spokane	0-1
In Moraga	0-1
In San Francisco	1-2
Under Golden	4-2
Overtime Games	2-1

**The Tradition**

WCC Championships.....	15
WCC Tournament Championships.....	1
NCAA Appearances.....	16
NCAA Championships.....	2 (1955, '56)
Final Four Appearances.....	3 (1955, '56, '57)
NIT Appearances.....	6
NIT Championships.....	1 (1949)
All-America Selections.....	18
NBA Draft Selections.....	36
NBA Players.....	23
NBA Championships Won by USF.....	31

**Naismith Hall of Fame Members**

Bill Russell • K.C. Jones • Pete Newell • Phil Woolpert

**National Players of the Year**

Bill Russell (1955, '56)

**National Coaches of the Year**

Phil Woolpert (1955, '56) • Bob Gaillard (1977)

**WCC Players of the Year**

Bill Russell (1955, '56) • Mike Farmer (1957, '58) • Ollie Johnson (1964, '65) • Bill Cartwright (1977, '78, '79) • Quintin Dailey (1981, '82) • Kenyon Jones (2000)

**All-Americans**

Ray Maloney (1929) • Rene Barielles (1930) • Bill Russell (1955, '56) • KC Jones (1956) • Mike Farmer (1958) • Gene Brown (1958) • Ollie Johnson (1965) • Phil Smith (1974) • Bill Cartwright (1977, '78, '79) • Winford Boynes (1977, '78) • James Hardy (1977) • Quintin Dailey (1982) • Wallace Bryant (1982)

**WCC Coaches of the Year**

Phil Woolpert (1955, '56, '57, '58) • Pete Peletta (1963, '64, '65) • Bob Gaillard (1972, '77) • Dan Belluomini (1979) • Pete Barry (1981) • Rex Walters (2014)

**Olympians**

Jimmy Needles, Head Coach (1936) • K.C. Jones, Bill Russell (1956) • Pete Newell, Head Coach (1960)

**NBA Championships**

Joe McNamee, Rochester (1951) • Bill Russell, Boston Player (1957, '59, '60, '61, '62, '63, '64, '65, '66); Boston Head Coach (1968, '69) • K.C. Jones, Boston (Player - 1959, '60, '61, '62, '63, '64, '65, '66); Los Angeles Assistant Coach (1971); Boston Head Coach (1981) • Phil Smith, Golden State (1975) • Eric Fernsten, Boston (1981) • Bill Cartwright, Chicago Player (1991, '92, '93); Chicago Assistant Coach (1997, '98)

**NBA Head Coaches**

Jim Brovelli, Washington (1999) • Bill Cartwright, Chicago (2001-02) • Mike Farmer, Baltimore (1966) • K.C. Jones, Washington (1973-76); Boston (1983-88); Seattle (1990-92) • Bill Russell, Boston (1966-69); Seattle (1973-77); Sacramento (1987-88) • Fred Scolari, Baltimore (1951-52).

**Retired Numbers**

4 • K.C. Jones • 6 • Bill Russell • 17 • Mike Farmer • 20 • Phil Smith • 24 • Bill Cartwright • 31 • Joe Ellis • 32 • Ollie Johnson

**NCAA Championships by School**

UCLA.....	11	Louisville.....	3
Kentucky.....	8	Villanova.....	3
North Carolina.....	6	Cincinnati.....	2
Duke.....	5	Florida.....	2
Indiana.....	5	Michigan State.....	2
North Carolina.....	5	North Carolina State.....	2
Connecticut.....	4	Oklahoma State.....	2
Kansas.....	3	<b>San Francisco..... 2</b>	

**NOTABLE****MEET THE NEWCOMERS:**

**#1 Tyrell Roberts (Washington State)-** Playing in 36 of 37 contests while starting 31 games for the Cougars last season, Roberts finished second on the team with 11.4 ppg in 2021-22. Overall, the versatile guard shot 92.5 percent (49-53) from the charity stripe to set a new single-season program record for free-throw percentage. During Washington State's run in this year's NIT, Roberts cashed in a career-best 7-of-16 from behind-the-arc in their opening round matchup against Santa Clara as the Sacramento native finished the tournament with fourteen made triples, the most all-time in a postseason appearance for WSU. In the classroom, Roberts was named to the Pac-12 Winter Academic Honor Roll.

**#5 Saba Gigiberia (Georgia Tech)-** Appearing in 15 games at Georgia Tech in 2021-22, the 7'1" center averaged 7.8 minutes, 2.5 points and 2.3 rebounds for the Yellow Jackets. On Jan. 19, 2022, Gigiberia received his first career start against Wake Forest, when he scored a career-high eight points in addition to logging a career-high 16:47 on the court. In 2020-21, Gigiberia played short minutes in eight games, with a high of 10:01 against Delaware State on Dec. 20, 2020. Originally from the Republic of Georgia, Gigiberia was a four-star post prospect who played his final two years of high school basketball in the United States. Known for his basketball IQ, Gigiberia can play with his back to the basket or facing the basket, with skills as a passer and ability to step out on the perimeter.

**#10 Toni Rocak (UC San Diego)-** Prior to coming to the Hilltop, Rocak was an All-Conference forward at UCSD as the big man earned All-Big West Honorable Mention honors last season after leading the Tritons in scoring (15.1 points per game) and rebounding (6.5 rebounds per game). In 2021-22, the versatile big man earned Big West Player of the Week twice and scored a career-high 34 points in UCSD's win over UC Santa Barbara on Dec. 30 -- the highest single game point total for any Big West player in 2021-22. As a junior in 2020-21, Rocak was recognized as the top sixth man in the Big West by HoopsHD.com as he led UCSD in scoring (12.8 points per game) and rebounding (5.3 rebounds per game) while also finishing fifth in the conference in field goal percentage (51.9 percent).

**#55 Marcus Williams (Texas A&M)-** This past season, Williams made 27 appearances for the Aggies on the hardwood, which included starting in 25 games. Overall, the versatile guard averaged 7.9 points, 3.4 assists, 2.2 rebounds and 1.3 steals in 24.4 minutes played. Notably, the highlight of his 2021-22 came in a road game at Georgia on Jan. 4, when Williams buried the game-winning triple with less than one second left on the shot clock to knock off the Bulldogs. Prior to transferring to Texas A&M, Williams was named the Mountain West Freshman of the Year in 2020-21 after an impressive debut season at Wyoming. Making a splash immediately, Williams was a finalist for the Kyle Macy National Freshman of the Year by College Insider as he appeared in all 25 games for the Cowboys, which included 24 starts. In his freshman season, Williams averaged 14.8 points per game to go along with 4.3 assists as his 14.8 points ranked eighth among freshmen in the nation while his 4.3 assists ranked fourth in the Mountain West. Displaying his dominance on offense, Williams scored in double figures in 21 games and had five contests in which he scored 20-or-more points.

**USF's Notable Streaks****Winning Streaks**

No.	Began	Ended
*60	vs. Oregon State, 60-34 (12-17-54)	at Illinois, 62-33 (12-17-56)
29	vs. SF State, 125-81 (1976-77)	at Notre Dame, 93-82 (1976-77)
21	vs. Seattle, 60-51 (1957-58)	vs. Seattle, 69-67 (1957-58)
19	vs. LMU 102-67 (1963-64)	vs. UCLA, 76-72 (1963-64)
13	vs. Utah State, 76-66 (1965-66)	vs. Pacific, 88-78 (1965-66)
12	at Nevada, 78-73 (1999-00)	at Gonzaga, 96-73 (1999-00)
11	vs. Oregon State, 66-58 (1964-64)	vs. Arizona, 71-56 (1964-65)
10	vs. Wyoming, 98-66 (1973-74)	vs. Seattle, 62-59 (1973-74)
10	vs. LMU, 74-65 (1975-76)	vs. Seattle, 81-70 (1975-76)
10	vs. Georgia, 92-84 (1981-82)	vs. Rice, 78-66 (1981-82)

Longest in 2021-22

--

Current

**Losing Streaks**

No.	Began	Ended
11	vs. Stanford, 69-61 (1950-51)	vs. St. Mary's, 48-44 (1950-51)
9	vs. St. Mary's, 42-38 (1945-46)	vs. Utah, 39-37 (1946-47)
9	vs. San Jose State (1985-86)	vs. Fresno Pacific, 73-41 (1985-86)
8	vs. Stanford, 65-61 (1970-71)	vs. DePaul, 77-57 (1970-71)
8	vs. St. Mary's, 66-49 (1987-88)	vs. San Diego, 79-73 (1987-88)
7	vs. Santa Clara, 86-66 (1968-69)	vs. LMU, 70-61 (1968-69)
7	vs. Santa Clara, 86-59 (1990-91)	vs. San Diego, 89-81 (1990-91)
7	vs. Pepperdine, 79-55 (1994-95)	vs. Pepperdine, 94-92 (1994-95)
7	at New Mexico State, 89-78 (2006-07)	vs. San Diego, 103-102 OT (2006-07)
7	vs. UC Irvine, 72-59 (2007-08)	vs. Portland, 60-59 (2007-08)

Longest in 2021-22

--

Current

\* Second longest winning-streak in NCAA history



## 2022-23 USF MEN'S BASKETBALL GAME NOTES

• Fresh off their first NCAA Tournament since 1998, the Dons are hungry to get back to the Big Dance after a successful season in 2021-22 that saw the green and gold compile a 24-10 overall record, including a 10-6 mark in West Coast Conference play.

• USF will return eleven letterwinners from the 2021-22 NCAA Tournament team: Khalil Shabazz, Julian Rishwain, Isaiah Hawthorne, Josh Kunen, Justin Bieker, Zane Meeks, Ndewedo Newbury, Bryce Whitaker, Jonas Visser, Volodymyr Markovetsky and Jake Cioe.

• Overall, head coach Chris Gerlufsen enters his first year at the helm of the green and gold after taking over for former USF head coach Todd Golden. Taking over the reins, Gerlufsen possesses a wealth of experience at the Division I level having made stops at Hawaii, San Diego, Hartford and The Citadel. Prior to coming to the Hilltop, Gerlufsen served as the top assistant to head coach Eran Ganot at Hawaii.

• This past year, Gerlufsen was in charge of the offense for the Dons as he guided USF to finishing eleventh in the country in total three-point field goals made (327), sixteenth in three-point field goals per game (9.6) and thirty-second in scoring margin (9.6). Notably, Jamaree Bouyea and Yauhen Massalski, who Gerlufsen originally recruited at San Diego, earned First Team All-WCC Honors this season while Khalil Shabazz was named Second Team All-WCC.

• Last season, Khalil Shabazz became the 40th student-athlete in program history to eclipse 1,000 points as the two-time All-WCC guard currently ranks 25th all-time at USF with 1,199 total points. Additionally, the Seattle native also ranks third all-time in three-pointers made (204) and three-pointers attempted (588). Defensively, Shabazz sits fourth all-time in program history in steals (163).

• This year, USF's non-conference schedule is highlighted by seven home games, including another battle with Pac-12 foe Arizona State. Additionally, the Dons will return to Chase Center for the third time in the last four seasons, with USF set to take on Utah State on Sunday, Dec. 4 in a neutral site matchup.

• Notably, the Dons will also compete in the 2022 Hall of Fame Classic in Kansas City over the Thanksgiving week as the team will square off against Northern Iowa on Monday, Nov. 21 at T-Mobile Center. Depending on the outcome of this matchup, USF will face the winner or loser of Grand Canyon/Wichita State. Overall, the four-team field proves to be an impressive bunch as these four teams combined for 82 wins while also each finishing in the top 100 of the final NCAA NET rankings last season.

• Beginning towards the end of the calendar year, USF will embark on their 16-game conference slate on Thursday, Dec. 29 when they make the trip to the South Bay for a showdown at Santa Clara. Notably, the Dons will wrap up their conference schedule on Saturday, Feb. 25 with a road trip to Provo, Utah for a matchup with BYU.

### Record Breakdown

Category	2022-23	Gerlufsen Era
Home	1-0	1-0
Road	0-0	0-0
Neutral	0-0	0-0
vs. Non-Conference	1-0	1-0
vs. WCC	0-0	0-0
Leading at Halftime	1-0	1-0
Trailing at Halftime	0-0	0-0
Tied at Halftime	0-0	0-0
Overtime	0-0	0-0
vs. Top-25 Opponents	0-0	0-0
More Field Goals Than Opponent	1-0	1-0
Fewer Field Goals Than Opponent	0-0	0-0
Field Goals are Equal	0-0	0-0
Better Field Goal Pct.	1-0	1-0
Lesser Field Goal Pct.	0-0	0-0
Field Goal Pct. is Equal	0-0	0-0
More Rebounds Than Opponent	1-0	1-0
Fewer Rebounds Than Opponent	0-0	0-0
Same Rebound Total	0-0	0-0
More Free Throws Than Opponent	0-0	0-0
Fewer Free Throws Than Opponent	1-0	1-0
Same Free Throw Total	0-0	0-0
More 3-Ptrs. Made Than Opponent	1-0	1-0
Fewer 3-Ptrs. Made Than Opponent	0-0	0-0
Same 3-Pt. Total	0-0	0-0
More Turnovers Than Opponent	1-0	1-0
Fewer Turnovers Than Opponent	0-0	0-0
Same Turnover Total	0-0	0-0
More Bench Points Than Opponent	1-0	1-0
Fewer Bench Points Than Opponent	0-0	0-0
Same Bench Point as Opponent	0-0	0-0
Games Decided by 1-5 points	0-0	0-0
Games Decided by 6-10 points	0-0	0-0
Games Decided by 11-15 points	1-0	1-0
Games Decided by 16-20+ points	0-0	0-0
Leading with 5 minutes to play	1-0	1-0
Trailing with 5 minutes to play	0-0	0-0
Tied with 5 minutes to play	0-0	0-0
Score under 50 pts.	0-0	0-0
Scoring 50-69 pts.	0-0	0-0
Scoring 70-79 pts.	0-0	0-0
Scoring 80-89 pts.	0-0	0-0
Scoring 90-99 pts.	1-0	1-0
Scoring 100+	0-0	0-0
November	1-0	1-0
December	0-0	0-0
January	0-0	0-0
February	0-0	0-0
March	0-0	0-0
Sunday	0-0	0-0
Monday	1-0	1-0
Tuesday	0-0	0-0
Wednesday	0-0	0-0
Thursday	0-0	0-0
Friday	0-0	0-0
Saturday	0-0	0-0
vs. America East	0-0	0-0
vs. CAA	0-0	0-0
vs. ACC	0-0	0-0
A-10	0-0	0-0
Mountain West	0-0	0-0
Big West	1-0	1-0
Pac-12	0-0	0-0
WAC	0-0	0-0
WCC	0-0	0-0



# 2022-23 USF MEN'S BASKETBALL GAME NOTES

## The Last Time...

### A Team Scored 100+ Points In a Game

USF	at Pacific, 104 - W, 104-71	2/21/22
Opp.	vs. No. 1 Gonzaga 100 - L, 100-61	2/13/21

### A Team Scored 50 or Fewer Points In a Game

USF	vs. Grand Canyon, 48 - L, 49-48	12/18/21
Opp.	by Pepperdine, 45 - W, 71-45	1/22/22

### A Team Scored 90+ Points at War Memorial at the Sobrato Center

USF	vs. Texas Southern, 90 - W, 90-77	11/7/22
Opp.	by No. 1 Gonzaga - 100 - L, 100-61	2/13/21

### The Dons Played a Ranked Opponent

Last	vs. No. 1/1 Gonzaga - L, 89-73	2/24/22
Last USF Win	vs. No. 4 Virginia, W, 61-60	11/27/20

### The Dons Played in an Overtime Game

USF Win	vs. Pepperdine - W, 63-61	2/20/20
USF Loss	vs. Harvard, L 81-84	12/30/19

### A Team had 5+ Players Score in Double Figures

USF	vs. Academy of Art - W, 111-78 (Bouyea, Shabazz, Stefanini, Massalski, Rishwain)	2/27/20
Opp.	by Pacific - L, 76-69 (Bell, Bailey, Crockrell, Jenkins Finstuen)	2/27/21

### A Team Won By 20+ Points

USF	at Pacific, 33 - W, 104-71	2/21/22
Opp.	vs. No. 1 Gonzaga, 100-61 (39)	2/13/21

### A Team Shot 60% FG In A Game (Min. 10)

USF	vs. BYU - .636 (35-55) - W	1/19/19
Opp.	vs. No. 1 Gonzaga - .610 (35-69)	2/13/21

### A Team Shot 30% or Worse In A Game (Min. 10)

USF	vs. Pacific - 27.6 (16-58) - L	2/6/20
Opp.	by Pepperdine - 25.0 (5-20) W	1/22/22

### A Team Made 10 or More 3-PT FG In A Game

USF	vs. Texas Southern, 11 - W, 90-77	11/7/22
Opp.	by BYU - 11 (11-19) - L	2/25/21

### A Team Did Not Make a 3-PT FG In A Game

USF	Unknown - prior to 2002-03 season	
Opp.	Unknown - prior to 2010-11 season	

### A Team Shot 60% 3-Point FG In A Game (min. 10)

USF	at Cal Poly - 63.6 (14-22)	12/4/20
Opp.	by Eastern Washington - .640 (13-20)	11/27/16

### A Team Made 20+ Free Throws In A Game

USF	vs. Academy of Art, 21 - W, 111-78	12/28/21
Opp.	vs. Towson, 23 - W, 71-61	11/25/21

### A Team Made Five or Fewer Free Throws In A Game

USF	vs. Grand Canyon, 48 - L, 49-48	12/18/21
Opp.	by Grand Canyon - 5 (5-12) - L, 49-48	12/18/21

### A Team Attempted 40 Plus Free Throws In A Game

USF	vs. Portland - 40 (26-40) - W	12/31/15
Opp.	by UMass Lowell - 41 (27-41) - L	11/25/20

### A Team Shot 90% Or Better From the Free Throw Line (Min. 10)

USF	vs. Pepperdine - 1.000 (10-10) - L	2/10/21
Opp.	by UC Davis - .917 (22-24)	12/21/19

### A Team Shot 40% or Worse From the Free Throw Line

USF	at Portland - .286 (4-14)	2/16/19
Opp.	by Delaware State - .384 (5-13)	11/29/15

### A Team Had 30+ Defensive Rebounds In A Game

USF	vs. Academy of Art, 33 - W, 111-78	12/28/21
Opp.	35 - by LMU - L	2/18/21

### A Team Had 50+ Total Rebounds In A Game

USF	vs. Long Beach State - 51 - W	12/10/20
Opp.	by Pacific - 51 - L	2/6/20

### A Team Had 20+ Offensive Rebounds In A Game

USF	vs. Florida Gulf Coast - 23 - L	11/25/14
Opp.	by Illinois State - 21 - W	12/23/16

### A Team Had 20+ Assists In A Game

USF	at Pacific, 22 - W, 104-71	2/21/22
Opp.	by BYU - 26 - L	2/08/20

### A Team Had 20+ Turnovers In A Game

USF	vs. UAB - 23 - W, 63-61	11/26/21
Opp.	by Pepperdine - 20 - W	1/22/22

### A Team Had 10+ Steals In A Game

USF	at Pepperdine, 11 - W, 71-45	1/22/22
Opp.	by Morgan State - 10 - W, 83-67	11/22/21

### A Team Had 10+ Blocks In A Game

USF	vs. Prairie View A&M - 11 - W, 92-76	1/7/21
Opp.	by Gonzaga - 10 - L	2/7/19

### A Team Won on a Last Second Shot

USF	by USF: 00:11 - vs. Nevada	12/23/17
Opp.	by Cal: 00:01 - at Cal	12/13/20

### A Player Scored 40 or More

USF	Tim Owens - 45	vs. LMU - 3/2/91
Opp.	Roberto Gallinat (Pacific) - 41	2/22/18

### A Player Scored 30 or More

USF	Jamaree Bouyea - 30	vs. UNLV (12/4/21)
Opp.	Yoeli Childs (BYU) - 32	2/08/20

### Two Players Scored 20 or More

USF	K. Shabazz (27), Y. Massalski (21) - W, 88-73, vs. San Diego 1/8/22	
Opp.	I. Pineiro (28), I. Wright (24) - L vs. San Diego - 2/28/19	

### A Player Made 10+ Field Goals in a Game

USF	Yauhen Massalski 10 (10-10) L, 79-74 vs. Loyola Chicago- 1/6/22	
Opp.	10 - Alex Barcello by BYU - 2/25/21	

### A Player Shot 80% Or Better (Min. 10)

USF	Yauhen Massalski (1.000, 10-10) L, 79-74 vs. Loyola Chicago- 1/6/22	
Opp.	Drew Timme (11-12) .917 by Gonzaga 2/13/21	

### A Player Made 5+ 3-PT FG In A Game

USF	Julian Rishwain (5) W, 71-45 at Pepperdine 1/22/22	
Opp.	Alex Barcello (7-7) by BYU 2/25/21	

### A Player Attempted 10+ 3-PT FG In A Game

USF	Khalil Shabazz - 12 (4-12) at Arizona St. 12/19/21	
Opp.	Colbey Ross - 12 (4-12) Pepperdine 2/22/20	

### A Player Shot 80% or better from 3-PT (Min. 5)

USF	Zane Meeks - .833 (5-6) at Arizona St. - 12/19/21	
Opp.	Alex Barcello - 1.000 (7-7) by BYU 2/25/21	

### A Player Made 10+ Free Throws In A Game

USF	Frankie Ferrari - 10 (10-11) vs. Santa Clara 2/9/19	
Opp.	Alex Barcello - 1.000 (10-10) by BYU 1/16/21	

### A Shot 90% or Better From Free Throw (Min. 10)

USF	Frankie Ferrari - .909 (10-11) vs. Santa Clara (2/21/19)	
Opp.	Alex Barcello - 1.000 (10-10) by BYU 1/16/21	

### A Player Recorded 10+ Rebounds In A Game

USF	Yauhen Massalki- 17 vs. San Diego 1/8/22	
Opp.	Mattias Markusson -15 LMU - 2/18/21	

### A Player Record 15+ Rebounds In A Game

USF	Yauhen Massalki- 20 vs. Portland 2/8/22	
Opp.	Mattias Markusson -15 LMU - 2/18/21	

### Two Players with 10 or More Rebounds In A Game

USF	J. Lull (14), C. Minlend (10) at SCU 2/13/20	
Opp.	Ke. Edwards (11)/Ka. Edwards (10) by Pepp. 2/22/20	

### A Player Recorded 5+ Offensive Rebounds In A Game

USF	Yauhen Massalski - 9 vs. San Diego 1/8/22	
Opp.	Richard Harward - 5 by BYU 1/16/21	

### A Player Recorded 10 or more Assists In A Game

USF	Jamaree Bouyea - 11 vs. Pacific 2/21/22	
Opp.	KJ Feagin - 10 at Santa Clara 2/3/18	

### A Player Recorded 5 or More Steals In A Game

USF	Khalil Shabazz - 6 vs. Davidson 11/13/21	
Opp.	Ryan Woolridge - 5 Gonzaga 2/20/20	

### A Player Recorded 5 or More Blocks In A Game

USF	Yauhen Massalski - 7 vs. Saint Mary's 1/27/22	
Opp.	Chet Holmgren - 6 vs. #1/1 Gonzaga 2/24/22	

### Double-Double By A Player In A Game

USF	Jamaree Bouyea (15 pts, 11 ast) vs. Pacific 2/21/22	
Opp.	Chet Holmgren (21 pts, 15 reb.) vs. #1/1 Gonzaga 2/24/22	

### Two Players With A Double-Double In A Game

USF	J. Lull (16 pts, 14 reb)/C. Minlend (11 pts, 10 reb.) at SCU 2/13/20	
Opp.	J. Landale (21 pts, 11 reb)/D. Pineau (14 pts, 12 reb) vs. SMC 1/7/17	

### Triple Double By A Player In A Game

USF	Unknown - prior to 2010-11	
Opp.	Kyle Collingsworth (12 pts, 12 reb, 10 ast) BYU 1/3/15	

## WHAT IS A "DON"

"Don" is an acronym for **De Origen Noble**, which translates to "of noble origin" and is a Spanish title given only to a noble person of political, social or official distinction. The name references the early history of California and San Francisco, which was marked by the exploits of the adventure-some and swashbuckling Spanish Dons. All USF students and alumni are of noble origin who share in the long passion for learning in order to better understand the past, clarify the present and anticipate the future. Thus, we are proud to call ourselves the Dons. USF's mascot is named **Don Francisco**, in honor of **Don Francisco de Haro**, the first mayor of San Francisco.



# KHALIL SHABAZZ (Kuh-leel Shu-BOZZ like boss but with z's)

Graduate Student • Guard • 6-0 • 170 • Seattle, Wash. • Rainier Beach HS • Central Washington

## SEASON STATS

PPG	RPG	APG	FG%	3FG%	FT%
8.0	10.0	3.0	37.5	50.0	0.00

## LAST GAME vs. Texas Southern (11/7/22)

MIN	PTS	REBS	ASTS	BLKS	STLS
34	8	10	3	0	2

Played in 34 games making 34 starts... earned All-WCC Second Team honors for the second straight year...earned Division 1-AAA ADA Scholar Athlete Team honors...Became the 40th student athlete to reach 1,000 career points at USF in 2021-22...Finished second on the team averaging 13.7 points per game... scored 466 total points, giving him three consecutive seasons scoring 350 points or more... Was named to the WCC All-Tournament team

### Career Honors

- GNAC Freshman of the Year (2017-18)
- GNAC Honorable Mention Team (2017-18)
- All-WCC Second Team x2 (2020-21, 2021-22)
- All-WCC Preseason Team (2022-23)

### Season Highs:

Points	--	--
Minutes	--	--
Field Goals Made	--	--
Field Goal Attempts	--	--
3-Point Field Goals Made	--	--
3-Point Field Goal Attempts	--	--
Free Throws Made	--	--
Free Throw Attempts	--	--
Rebounds	--	--
Assists	--	--
Blocks	--	--
Steals	--	--

### Career Highs (\*Central Washington)

Points	32	vs. BYU (1/25/20)
Minutes	*39	vs. Saint Martin's (03/01/18)
Field Goals Made	10	2x, last vs. BYU (1/16/21)
Field Goal Attempts	21	vs. BYU (1/16/21)
3-Point Field Goals Made	8	vs. BYU (1/16/21)
3-Point Field Goal Attempts	14	vs. BYU (1/16/21)
Free Throws Made	*9	vs. Hawaii-Hilo (11/17/17)
Free Throw Attempts	*11	vs. Hawaii-Hilo (11/17/17)
Rebounds	*13	vs. Saint Martin's (03/01/18)
Assists	*7	Alaska (01/13/18)
Blocks	1	2x, last at LMU (1/10/21)
Steals	6	4x, last vs. UNLV (12/4/21)

### Miscellaneous (\*at Central Washington)

	*Fr.	RSo.	RJr.	Car
Double-Double	1	1	--	2
10+ Points	19	17	19	56
20+ Points	10	1	7	18
30+ Points	0	1	2	3
5+ Rebounds	15	8	7	30
10+ Rebounds	1	1	--	2
5+ Assists	1	1	--	2
3+ 3PT FG	7	10	9	26
3+ Steals	13	5	5	23
2+ Blocks	0	0	--	0
Led Team in Pts	10	3	6	19
Led Team in Reb.	1	0	--	1
Led Team in Ast.	0	4	1	5
Led Team in Steals	-	10	2	13



### 2022-23 San Francisco Men's Basketball Individual Game-by-Game All games

Page 1/10  
as of Nov 10, 2022

#### #0 SHABAZZ, Khalil

				Total		3-Pointers		Free throws		Rebounds										
Opponent	Date	GS	MIN	FG-FGA	PCT	3FG-3FGA	PCT	FT-FTA	PCT	OFF	DEF	TOT	AVG	PF	A	TO	BLK	STL	PTS	AVG
Texas Southern	11/07/2022	*	33:56	3-8	.375	2-4	.500	0-2	.000	0	10	10	10.0	3	3	5	0	2	8	8.0
Totals		1	33:56	3-8	.375	2-4	.500	0-2	.000	0	10	10	10.0	3	3	5	0	2	8	8.0

#### Player Averages

Games Played	Minutes/ game	Points/ game	FG Pct	3FG Pct	FT Pct	Rebounds/ game	Assists/ game	Turnovers/ game	Assist/Turnover ratio	Steals/ game	Blocks/ game
1	33.9	8.0	37.5	50.0	0.0	10.0	3.0	5.0	0.6	2.0	0.0



### FAST FIVE...

- 1) Khalil, and his brother, Shadeed (who also attended Rainier Beach), have totaled five state championships, which is the most in state history between brothers.
- 2) His name means "Friend" in Arabic - he has friend tattooed on his neck.
- 3) Says his favorite movie is the animated feature Boss Baby
- 4) If he could travel anywhere he would want to go to Santorini, Greece.
- 5) Loves photography, shoes and tattoos. Hopes to one day cover most of his body in tattoos.

### GERLUFSEN ON SHABAZZ...

## CAREER YEAR-BY-YEAR STATISTICS (\*at Central Washington)

Year	GP	GS	Min	Avg	FG	FGA	Pct	3FG	3FGA	Pct	FT	FTA	Pct	Off	Def	Tot	Avg	PF	FO	Ast	TO	Blk	Stl	Pts	Avg
*2017-18	26	24	728	28.0	136	304	.447	41	98	.418	86	110	.782	26	107	133	5.1	68	0	84	62	0	60	399	15.3
2019-20	34	2	712	20.9	116	279	.416	63	170	.371	63	83	.759	21	81	102	3.0	83	3	49	40	1	56	358	10.5
2020-21	25	25	745	29.8	127	347	.366	62	189	.328	59	77	.766	17	71	88	3.5	54	0	42	42	1	48	375	15.0
<b>TOTAL USF</b>	<b>59</b>	<b>27</b>	<b>1456</b>	<b>24.7</b>	<b>243</b>	<b>626</b>	<b>.388</b>	<b>125</b>	<b>359</b>	<b>.348</b>	<b>122</b>	<b>160</b>	<b>.763</b>	<b>38</b>	<b>152</b>	<b>190</b>	<b>3.2</b>	<b>137</b>	<b>3</b>	<b>91</b>	<b>82</b>	<b>2</b>	<b>104</b>	<b>733</b>	<b>12.4</b>



# TYRELL ROBERTS (Ty-rell Ro-berts)

Graduate Student • Guard • 5-11 • 175 • Sacramento, Calif. • Washington State

## SEASON STATS

PPG	RPG	APG	FG%	3FG%	FT%
17.0	4.0	3.0	62.5	66.7	62.5

## LAST GAME vs. Texas Southern (11/7/22)

MIN	PTS	REBS	ASTS	BLKS	STLS
34	17	4	3	0	1

Played in 36 of 37 contests while starting 31 games at Washington State in 2021-22... finished second on the team at 11.4 ppg... made 88 made three-pointers ranks 5th on the Cougs' single season list...went 49-for-53 (92.5%) from the line, setting the record for consecutive FT to start a career with 25 makes...his 92.5 FT% was a program record for a single season...in the NIT averaged - 14.3 ppg on a WSU NIT record 14-of-38 (36.8%) shooting from deep...named to the Pac-12 Winter Academic Honor

## Career Honors

### Season Highs:

Points	--
Minutes	--
Field Goals Made	--
Field Goal Attempts	--
3-Point Field Goals Made	--
3-Point Field Goal Attempts	--
Free Throws Made	--
Free Throw Attempts	--
Rebounds	--
Assists	--
Blocks	--
Steals	--

### Career Highs (at USF)

Points	--
Minutes	--
Field Goals Made	--
Field Goal Attempts	--
3-Point Field Goals Made	--
3-Point Field Goal Attempts	--
Free Throws Made	--
Free Throw Attempts	--
Rebounds	--
Assists	--
Blocks	--
Steals	--

### Miscellaneous

	Fr.	So.	Jr.	Sr.	Car
Double-Double	--	--	--	--	--
10+ Points	--	--	--	--	--
20+ Points	--	--	--	--	--
30+ Points	--	--	--	--	--
5+ Rebounds	--	--	--	--	--
10+ Rebounds	--	--	--	--	--
5+ Assists	--	--	--	--	--
3+ 3PT FG	--	--	--	--	--
3+ Steals	--	--	--	--	--
2+ Blocks	--	--	--	--	--
Led Team in Pts	--	--	--	--	--
Led Team in Reb.	--	--	--	--	--
Led Team in Ast.	--	--	--	--	--
Led Team in Steals	--	--	--	--	--
Led Team in Blocks	--	--	--	--	--



2022-23 San Francisco Men's Basketball  
Individual Game-by-Game  
All games

Page 2/10  
as of Nov 10, 2022

### #1 ROBERTS, Tyrell


Opponent	Date	GS	MIN	Total FG-FGA	PCT	3FG-3FGA	PCT	Free throws FT-FTA	PCT	Rebounds DEF TOT AVG	PF A TO BLK STL PTS AVG
Texas Southern	11/07/2022	*	34:01	5-8	.625	2-3	.667	5-8	.625	0 4 4.0	1 3 6 0 1 17 17.0
<b>Totals</b>		<b>1</b>	<b>34:01</b>	<b>5-8</b>	<b>.625</b>	<b>2-3</b>	<b>.667</b>	<b>5-8</b>	<b>.625</b>	<b>0 4 4.0</b>	<b>1 3 6 0 1 17 17.0</b>

### Player Averages


Games Played	Minutes/game	Points/game	FG Pct	3FG Pct	FT Pct	Rebounds/game	Assists/game	Turnovers/game	Assist/Turnover ratio	Steals/game	Blocks/game
1	34.0	17.0	62.5	66.7	62.5	4.0	3.0	6.0	0.5	1.0	0.0



### FAST FIVE...



### GERLUFSEN ON ROBERTS...



## CAREER YEAR-BY-YEAR STATISTICS



# JULIAN RISHWAIN

Junior • Guard • 6-5 • 190 • Los Angeles, Calif. • Notre Dame HS • Boston College

## SEASON STATS

PPG	RPG	APG	FG%	3FG%	FT%
5.0	4.0	3.0	.200	.333	1.000

## LAST GAME vs. Texas Southern (11/7/22)

MIN	PTS	REBS	ASTS	BLKS	STLS
22	5	4	3	0	0

Played in 34 games in 2021-22...averaged 7.4 points per game...shot 43 percent from behind the arc (55-128)...Third on the team in made three-pointers (55)... shot 44 percent overall from the field (80-182)...Recorded his season high in points twice with 20 against Pepperdine (1/22/22) and Gonzaga (3/7/22)...Recorded double digit scoring performances in 11 games...Averaged 3.0 rebounds per game with a total of 102 boards...Early in the season led the country in three-point field goal percentage (minimum 25 attempted)

## Career Honors

### Season Highs:

Points	--	--
Minutes	--	--
Field Goals Made	--	--
Field Goal Attempts	--	--
3-Point Field Goals Made	--	--
3-Point Field Goal Attempts	--	--
Free Throws Made	--	--
Free Throw Attempts	--	--
Rebounds	--	--
Assists	--	--
Blocks	--	--
Steals	--	--

### Career Highs (\*Boston College)

Pts.	25	at BYU (2/25/21)
Minutes	27	at BYU (2/25/21)
FGs Made	8	at BYU (2/25/21)
Field Goal Attempts	13	at BYU (2/25/21)
3-Point Field Goals Made	5	1/22/22 at Pepperdine
3-Point Field Goal Attempts	9	2x, last at BYU (2/25/21)
Free Throws Made	5	at Cal Poly (12/4/20)
Free Throw Attempts	7	at Cal Poly (12/4/20)
Rebounds	*7	Georgia Tech (01/11/20)
Assists	*4	at Miami (01/12/20)
Blocks	1	3x, last vs. San Diego (3/4/21)
Steals	*3	Wake Forest (11/06/19)

## Miscellaneous

	Fr.	Car
Double-Double	--	--
10+ Points	--	--
20+ Points	--	--
30+ Points	--	--
5+ Rebounds	1	1
10+ Rebounds	--	--
5+ Assists	--	--
3+ 3PT FG	--	--
3+ Steals	--	--
2+ Blocks	--	--
Led Team in Pts	--	--
Led Team in Reb.	--	--
Led Team in Ast.	--	--
Led Team in Steals	--	--
Led Team in Blocks	--	--



2022-23 San Francisco Men's Basketball  
Individual Game-by-Game  
All games

Page 3/10  
as of Nov 10, 2022

### #2 RISHWAIN, Julian

#2 KISHWAIN, Julian																				
Opponent	Date	GS	MIN	Total		3-Pointers		Free throws		Rebounds				PF	A	TO	BLK	STL	PTS	AVG
				FG-FGA	PCT	3FG-3FGA	PCT	FT-FTA	PCT	OFF	DEF	TOT	AVG							
Texas Southern	11/07/2022	*	22:11	1-5	.200	1-3	.333	2-2	1.000	1	3	4	4.0	3	3	2	0	0	5	5.0
Totals			22:11	1-5	.200	1-3	.333	2-2	1.000	1	3	4	4.0	3	3	2	0	0	5	5.0

### Player Averages

Games Played	Minutes/game	Points/game	FG Pct	3FG Pct	FT Pct	Rebounds/game	Assists/game	Turnovers/game	Assist/Turnover ratio	Steals/game	Blocks/game
1	22.2	5.0	20.0	33.3	100.0	4.0	3.0	2.0	1.5	0.0	0.0



## FAST FIVE...

- 1) Born November 16, 2000
- 2) Says if he wasn't playing basketball he would be a professional video game player.
- 3) Favorite television show: Entourage
- 4) Favorite musical artist/song: Future
- 5) Favorite food: Mexican cuisine

## GERLUFSEN ON RISHWAIN...

## CAREER YEAR-BY-YEAR STATISTICS

Year	GP	GS	Min	Avg	FG	FGA	Pct	3FG	3FGA	Pct	FT	FTA	Pct	Off	Def	Tot	Avg	PF	FO	Ast	TO	Blk	Stl	Pts	Avg
*2019-20	30	3	448	14.9	38	121	.314	30	90	.333	14	24	.583	5	53	58	1.9	42	1	28	36	3	19	120	4.0
2020-21	23	0	385	16.7	57	128	.445	33	90	.367	34	42	.810	15	53	68	3.0	46	1	8	17	3	17	181	7.9
TOTAL USF23	0		385	16.7	57	128	.445	33	90	.367	34	42	.810	15	53	68	3.0	46	1	8	17	3	17	181	7.9





# ISAIAH HAWTHORNE

R-Sophomore • Forward • 6-8 • 205 • Tracy, Calif. • Tracy HS

## SEASON STATS

PPG	RPG	APG	FG%	3FG%	FT%
10.0	6.0	0.0	66.7	.500	0.00

## LAST GAME vs. Texas Southern (11/7/22)

MIN	PTS	REBS	ASTS	BLKS	STLS
17	10	6	0	0	0

Played in 7 games in 2021-22...recorded a total of 7 points, 4 rebounds, 3 assist and 2 blocks Scored a season-high 4 points on 2-of-3 from the field in USF's 83-67 win over Morgan State (11/22/21)...also grabbed a season-high 2 rebounds...Registered a season-high 9 minutes in USF's 111-78 win over Academy of Art (12/28/21)

## Career Honors:

### Season Highs:

Points	--
Minutes	--
Field Goals Made	--
Field Goal Attempts	--
3-Point Field Goals Made	--
3-Point Field Goal Attempts	--
Free Throws Made	--
Free Throw Attempts	--
Rebounds	--
Assists	--
Blocks	--
Steals	--

### Career Highs

Points	--
Minutes	--
Field Goals Made	--
Field Goal Attempts	--
3-Point Field Goals Made	--
3-Point Field Goal Attempts	--
Free Throws Made	--
Free Throw Attempts	--
Rebounds	--
Assists	--
Blocks	--
Steals	--

### Miscellaneous

	Fr.	Car
Double-Double	--	--
10+ Points	1	1
20+ Points	--	--
30+ Points	--	--
5+ Rebounds	--	--
10+ Rebounds	--	--
5+ Assists	--	--
3+ 3PT FG	--	--
3+ Steals	--	--
2+ Blocks	--	--
Led Team in Pts	--	--
Led Team in Reb.	--	--
Led Team in Ast.	--	--
Led Team in Steals	--	--
Led Team in Blocks	--	--



2022-23 San Francisco Men's Basketball  
Individual Game-by-Game  
All games

Page 4/10  
as of Nov 10, 2022

### #3 HAWTHORNE, Isaiah

Opponent	Date	GS	MIN	Total FG-FGA	PCT	3FG-3FGA	PCT	Free throws FT-FTA	PCT	Rebounds OFF DEF TOT AVG	PF	A TO	BLK	STL	PTS	AVG
Texas Southern	11/07/2022		17:18	4-6	.667	2-4	.500	0-2	.000	1 5 6 6.0	3	0	1	0	0	10.0
<b>Totals</b>		<b>0</b>	<b>17:18</b>	<b>4-6</b>	<b>.667</b>	<b>2-4</b>	<b>.500</b>	<b>0-2</b>	<b>.000</b>	<b>1 5 6 6.0</b>	<b>3</b>	<b>0</b>	<b>1</b>	<b>0</b>	<b>0</b>	<b>10.0</b>

### Player Averages

Games Played	Minutes/ game	Points/ game	FG Pct	3FG Pct	FT Pct	Rebounds/ game	Assists/ game	Turnovers/ game	Assist/Turnover ratio	Steals/ game	Blocks/ game
1	17.3	10.0	66.7	50.0	0.0	6.0	0.0	1.0	0.0	0.0	0.0



## FAST FIVE...

- 1) Born August 28, 2001
- 2) Rated a three-star prospect according to Rivals.com and 247sports.com
- 3) Says that Mexican food is his favorite food
- 4) His favorite sport other than basketball is baseball and is a Giants fan.
- 5) Says the Jordan I's are his favorite shoes.

## GERLUFSEN ON HAWTHORNE...

## CAREER YEAR-BY-YEAR STATISTICS

Year	GP	GS	Min	Avg	FG	FGA	Pct	3FG	3FGA	Pct	FT	FTA	Pct	Off	Def	Tot	Avg	PF	FO	Ast	TO	Blk	Stl	Pts	Avg
2020-21	17	0	121	7.1	11	38	.289	4	25	.160	7	8	.875	7	15	22	1.3	17	0	2	13	1	3	33	1.9
2021-22																									
<b>TOTAL</b>	<b>17</b>	<b>0</b>	<b>121</b>	<b>7.1</b>	<b>11</b>	<b>38</b>	<b>.289</b>	<b>4</b>	<b>25</b>	<b>.160</b>	<b>7</b>	<b>8</b>	<b>.875</b>	<b>7</b>	<b>15</b>	<b>22</b>	<b>1.3</b>	<b>17</b>	<b>0</b>	<b>2</b>	<b>13</b>	<b>1</b>	<b>3</b>	<b>33</b>	<b>1.9</b>



# SABA GIGIBERIA (Gee-gee-bear-ee-uh)

Sophomore • Center • 7-2 • 248 • Tbilisi, Georgia • Georgia Tech

## SEASON STATS

PPG	RPG	APG	FG%	3FG%	FT%
6.0	6.0	0.0	66.7	0.00	1.000

## LAST GAME vs. Texas Southern (11/7/22)

MIN	PTS	REBS	ASTS	BLKS	STLS
12	6	6	0	0	1

Saw action in 15 games, averaging 7.8 minutes, 2.5 points and 2.3 rebounds at Georgia Tech in 2021-22...Received first career start against Wake Forest (1/19), scoring career-high eight points, career-high 16:47 court time...Followed with eight points in six minutes against Clayton State...Notched six points and six rebounds at Duke in 14:06 minutes, four points and four rebounds at UNC in 14:01, his previous long stints

## Career Honors:

### Season Highs:

Points	--
Minutes	--
Field Goals Made	--
Field Goal Attempts	--
3-Point Field Goals Made	--
3-Point Field Goal Attempts	--
Free Throws Made	--
Free Throw Attempts	--
Rebounds	--
Assists	--
Blocks	--
Steals	--

### Career Highs (at USF)

Points	--
Minutes	--
Field Goals Made	--
Field Goal Attempts	--
3-Point Field Goals Made	--
3-Point Field Goal Attempts	--
Free Throws Made	--
Free Throw Attempts	--
Rebounds	--
Assists	--
Blocks	--
Steals	--

### Miscellaneous

	So.	Jr.	Sr.	Car
Double-Double	0	0	0	0
10+ Points	2	0	0	0
20+ Points	0	0	0	0
30+ Points	0	0	0	0
5+ Rebounds	1	0	0	0
10+ Rebounds	0	0	0	0
5+ Assists	0	0	0	0
3+ 3PT FG	3	0	0	0
3+ Steals	0	0	0	0
2+ Blocks	0	0	0	0
Led Team in Pts	0	0	0	0
Led Team in Reb.	0	0	0	0
Led Team in Ast:	0	0	0	0
Led Team in Blocks:	0	0	0	0
Led Team in Steals	0	0	0	0



2022-23 San Francisco Men's Basketball  
Individual Game-by-Game  
All games

Page 5/10  
as of Nov 10, 2022

### #5 GIGIBERIA, Saba

Opponent	Date	GS	MIN	FG-FGA	PCT	3FG-3FGA	PCT	FT-FTA	PCT	OFF	DEF	TOT	AVG	PF	A	TO	BLK	STL	PTS	AVG
Texas Southern	11/07/2022	*	11:32	2-3	.667	0-1	.000	2-2	1.000	1	4	5	5.0	2	0	1	0	1	6	6.0
<b>Totals</b>		<b>1</b>	<b>11:32</b>	<b>2-3</b>	<b>.667</b>	<b>0-1</b>	<b>.000</b>	<b>2-2</b>	<b>1.000</b>	<b>1</b>	<b>4</b>	<b>5</b>	<b>5.0</b>	<b>2</b>	<b>0</b>	<b>1</b>	<b>0</b>	<b>1</b>	<b>6</b>	<b>6.0</b>

### Player Averages

Games Played	Minutes/game	Points/game	FG Pct	3FG Pct	FT Pct	Rebounds/game	Assists/game	Turnovers/game	Assist/Turnover ratio	Steals/game	Blocks/game
1	11.5	6.0	66.7	0.0	100.0	5.0	0.0	1.0	0.0	1.0	0.0



### FAST FIVE...

### GOLDEN ON WEEKS...

## CAREER YEAR-BY-YEAR STATISTICS

Year	GP	GS	Min	Avg	FG	FGA	Pct	3FG	3FGA	Pct	FT	FTA	Pct	Off	Def	Tot	Avg	PF	FO	Ast	TO	Blk	Stl	Pts	Avg
------	----	----	-----	-----	----	-----	-----	-----	------	-----	----	-----	-----	-----	-----	-----	-----	----	----	-----	----	-----	-----	-----	-----



## TONI ROČAK (Row-chak)

Graduate Student • Forward • 6-9 • 220 • Geneva, Switzerland • UC San Diego

### SEASON STATS

PPG	RPG	APG	FG%	3FG%	FT%
7.0	3.0	1.0	1.000	--	.500

### LAST GAME vs. Texas Southern (11/7/22)

MIN	PTS	REBS	ASTS	BLKS	STLS
16	7	3	1	1	1

Earned All-Big West Honorable Mention recognition...Led the Tritons in both scoring (15.1 points per game) and rebounding (6.5 per contest) for the second consecutive season...Recognized on the All-Triton Scholar Athlete Team...Named Big West Player of the Week twice (Jan.3 and Nov. 15)...Named UCSD Tritons.com Athlete of the Week (Nov. 15)...Scored a career-high 34 points in UC San Diego's win over UC Santa Barbara (Dec. 30)

### Career Honors

#### Season Highs:

Points	--
Minutes	--
Field Goals Made	--
Field Goal Attempts	--
3-Point Field Goals Made	--
3-Point Field Goal Attempts	--
Free Throws Made	--
Free Throw Attempts	--
Rebounds	--
Assists	--
Blocks	--
Steals	--

#### Career Highs

Points	--
Minutes	--
Field Goals Made	--
Field Goal Attempts	--
3-Point Field Goals Made	--
3-Point Field Goal Attempts	--
Free Throws Made	--
Free Throw Attempts	--
Rebounds	--
Assists	--
Blocks	--
Steals	--

#### Miscellaneous

	Fr.	So.	Car.
Double-Double	0	0	0
10+ Points	0	0	0
20+ Points	0	0	0
30+ Points	0	0	0
5+ Rebounds	0	0	0
10+ Rebounds	0	0	0
5+ Assists	0	0	0
3+ 3PT FG	0	0	0
3+ Steals	0	0	0
2+ Blocks	0	0	0
Led Team in Pts	0	0	0
Led Team in Reb.	0	0	0
Led Team in Ast.	0	0	0
Led Team in Blocks:	0	0	0
Led Team in Steals	0	0	0



### 2022-23 San Francisco Men's Basketball Individual Game-by-Game All games

Page 6/10  
as of Nov 10, 2022

#### #10 ROČAK, Toni

Opponent	Date	GS	MIN	FG-FGA	PCT	3FG-3FGA	PCT	FT-FTA	PCT	OFF	DEF	TOT	AVG	PF	A	TO	BLK	STL	PTS	AVG
Texas Southern	11/07/2022		15:29	3-3	1.000	0-0	.000	1-2	.500	1	2	3	3.0	3	1	3	1	1	7	7.0
<b>Totals</b>		<b>0</b>	<b>15:29</b>	<b>3-3</b>	<b>1.000</b>	<b>0-0</b>	<b>.000</b>	<b>1-2</b>	<b>.500</b>	<b>1</b>	<b>2</b>	<b>3</b>	<b>3.0</b>	<b>3</b>	<b>1</b>	<b>3</b>	<b>1</b>	<b>1</b>	<b>7</b>	<b>7.0</b>

#### Player Averages

Games Played	Minutes/ game	Points/ game	FG Pct	3FG Pct	FT Pct	Rebounds/ game	Assists/ game	Turnovers/ game	Assist/Turnover ratio	Steals/ game	Blocks/ game
1	15.5	7.0	100.0	0.0	50.0	3.0	1.0	3.0	0.3	1.0	1.0



### FAST FIVE...

- 1) Born November 11, 2000
- 2) Shoots left handed but writes right handed.
- 3) Outside of basketball his hobbies include watching movies and hanging out with friends.
- 4) His favorite Australian basketball player is Ben Simmons - Josh went to the same high school as Simmons.
- 5) He's the oldest of six and his first sport growing up was soccer which he stopped playing when he started to grow.

### GERLUFSEN ON ROČAK...

## CAREER YEAR-BY-YEAR STATISTICS

Year	GP	GS	Min	Avg	FG	FGA	Pct	3FG	3FGA	Pct	FT	FTA	Pct	Off	Def	Tot	Avg	PF	F0	Ast	T0	Blk	Stl	Pts	Avg
2019-20	34	24	698	20.5	56	119	.471	9	26	.346	29	33	.879	59	128	187	5.5	93	3	35	62	8	13	150	4.4
2020-21	25	21	694	27.8	44	119	.370	24	69	.348	15	19	.789	36	91	127	5.1	77	2	40	43	14	15	127	5.1
<b>TOTAL</b>	<b>59</b>	<b>45</b>	<b>1351</b>	<b>23.6</b>	<b>100</b>	<b>238</b>	<b>.420</b>	<b>33</b>	<b>95</b>	<b>.347</b>	<b>44</b>	<b>52</b>	<b>.846</b>	<b>95</b>	<b>219</b>	<b>314</b>	<b>5.3</b>	<b>170</b>	<b>5</b>	<b>75</b>	<b>105</b>	<b>22</b>	<b>28</b>	<b>277</b>	<b>4.7</b>



## JOSH KUNEN (Koo-nen)

Junior • Forward • 6-8 • 210 • Melbourne, Australia • Centre of Excellence

### SEASON STATS

PPG	RPG	APG	FG%	3FG%	FT%
5.0	7.0	0.0	1.000	1.000	--

### LAST GAME vs. Texas Southern (11/7/22)

MIN	PTS	REBS	ASTS	BLKS	STLS
21	5	7	0	0	0

Played in 34 games, started in 2 games in 2021-22...averaged 4.3 points per game...received his first start of the year in the semifinal round of the WCC Tournament...Shot 30 percent from behind the arc (25-82)...shot 40 percent overall from the field (49-121)...Averaged 3.3 rebounds per game with a total of 113 rebounds...recorded a total of 27 assists...Recorded a season high in minutes played in a game (33) against Towson

### Career Honors

### Season Highs:

Points	--
Minutes	--
Field Goals Made	--
Field Goal Attempts	--
3-Point Field Goals Made	--
3-Point Field Goal Attempts	--
Free Throws Made	--
Free Throw Attempts	--
Rebounds	--
Assists	--
Blocks	--
Steals	--

### Career Highs

Points	--
Minutes	--
Field Goals Made	--
Field Goal Attempts	--
3-Point Field Goals Made	--
3-Point Field Goal Attempts	--
Free Throws Made	--
Free Throw Attempts	--
Rebounds	--
Assists	--
Blocks	--
Steals	--

### Miscellaneous

	*Fr.	*So.	Jr.	Car
Double-Double	0	0	0	0
10+ Points	0	0	0	0
20+ Points	0	0	0	0
30+ Points	0	0	0	0
5+ Rebounds	0	0	0	0
10+ Rebounds	0	0	0	0
5+ Assists	0	0	0	0
3+ 3PT FG	0	0	0	0
3+ Steals	0	0	0	0
2+ Blocks	0	0	0	0
Led Team in Pts	0	0	0	0
Led Team in Reb.	0	0	0	0
Led Team in Ast.	0	0	0	0
Led Team in Blocks	0	0	0	0
Led Team in Steals	0	0	0	0



2022-23 San Francisco Men's Basketball  
Individual Game-by-Game  
All games

Page 7/10  
as of Nov 10, 2022

### #11 KUNEN, Josh

Opponent	Date	GS	MIN	FG-FGA	PCT	3FG-3FGA	PCT	FT-FTA	PCT	OFF	DEF	TOT	AVG	PF	A	TO	BLK	STL	PTS	AVG
Texas Southern	11/07/2022	*	21:08	2-2	1.000	1-1	1.000	0-0	.000	1	6	7	7.0	3	0	2	0	0	5	5.0
<b>Totals</b>		<b>1</b>	<b>21:08</b>	<b>2-2</b>	<b>1.000</b>	<b>1-1</b>	<b>1.000</b>	<b>0-0</b>	<b>.000</b>	<b>1</b>	<b>6</b>	<b>7</b>	<b>7.0</b>	<b>3</b>	<b>0</b>	<b>2</b>	<b>0</b>	<b>0</b>	<b>5</b>	<b>5.0</b>

### Player Averages

Games Played	Minutes/game	Points/game	FG Pct	3FG Pct	FT Pct	Rebounds/game	Assists/game	Turnovers/game	Assist/Turnover ratio	Steals/game	Blocks/game
1	21.1	5.0	100.0	100.0	0.0	7.0	0.0	2.0	0.0	0.0	0.0



### FAST FIVE...

### GERLUFSEN ON KUNEN...

## CAREER YEAR-BY-YEAR STATISTICS

Year GP GS Min Avg FG FGA Pct FG FGA Pct FT FTA Pct Off Def Tot Avg PF FO Ast TO Blk Stl Pts Avg





## JUSTIN BIEKER (BEE-kerr)

R-Freshman • Guard • 6-5 • 180 • Portland, Ore. • Jesuit HS

### SEASON STATS (19-20)

PPG	RPG	APG	FG%	3FG%	FT%
--	--	--	--	--	--

### LAST GAME vs. Texas Southern (11/7/22)

MIN	PTS	REBS	ASTS	BLKS	STLS
--	--	--	--	--	--

Played in 10 games in 2021-22...recorded a total of 8 points, 7 rebounds and 2 assists...Scored a season-high 3 points in USF's 111-78 win over Academy of Art (12/18/21)...hit the three-pointer that broke the single game program record for most three-pointers as a team (20)...also tied his season-highs of 2 rebounds and 1 assist, set a season-high with 1 steal

### Career Honors

#### Season Highs:

Points	--
Minutes	--
Field Goals Made	--
Field Goal Attempts	--
3-Point Field Goals Made	--
3-Point Field Goal Attempts	--
Free Throws Made	--
Free Throw Attempts	--
Rebounds	--
Assists	--
Blocks	--
Steals	--

#### Career Highs

Points	--
Minutes	--
Field Goals Made	--
Field Goal Attempts	--
3-Point Field Goals Made	--
3-Point Field Goal Attempts	--
Free Throws Made	--
Free Throw Attempts	--
Rebounds	--
Assists	--
Blocks	--
Steals	--

#### Miscellaneous

	Fr.	Car
Double-Double	--	--
10+ Points	--	--
20+ Points	--	--
30+ Points	--	--
5+ Rebounds	1	1
10+ Rebounds	--	--
5+ Assists	--	--
3+ 3PT FG	--	--
3+ Steals	--	--
2+ Blocks	--	--
Led Team in Pts	--	--
Led Team in Reb.	--	--
Led Team in Ast.	--	--
Led Team in Steals	--	--
Led Team in Blocks	--	--

### FAST FIVE...

- 1) Born August 23, 2000
- 2) Parents are Neil and Jacqui.
- 3) From Portland, Ore., but also lived in Australia and Singapore. His mother is an Australian citizen.
- 4) His favorite basketball player is Devin Booker
- 5) Says Kanye West is his favorite musical artist.

### GERLUFSEN ON BIEKER...

## CAREER YEAR-BY-YEAR STATISTICS

Year	GP	GS	Min	Avg	FG	FGA	Pct	3FG	3FGA	Pct	FT	FTA	Pct	Off	Def	Tot	Avg	PF	FO	Ast	TO	Blk	Stl	Pts	Avg
2020-21	5	0	18	3.6	1	5	.200	0	3	.000	0	1	.000	0	5	5	1.0	3	0	1	1	0	0	2	0.4
TOTAL	5	0	18	3.6	1	5	.200	0	3	.000	0	1	.000	0	5	5	1.0	3	0	1	1	0	0	2	0.4



# Zane MEEKS

Junior • Forward • 6-9 • 220 • Prairie Village, Kan. • Nevada

## SEASON STATS

PPG	RPG	APG	FG%	3FG%	FT%
16.0	6.0	1.0	55.6	25.0	83.3

## LAST GAME vs. Texas Southern (11/7/22)

MIN	PTS	REBS	ASTS	BLKS	STLS
19	16	6	1	0	0

Played in 27 games.... Averaged 14.0 minutes per contest with 5.0 points per game, 2.3 rebounds per game and 0.7 assists per game...Made his USF debut against LIU (11/9/21) by tallying 6 points on 2-of-6 from the floor...also grabbed one offensive rebound in nine minutes played against the Sharks...Shot 32 percent from behind-the-arc (32-100)...shot 35 percent overall from the field (45-128)...Recorded a season-high of 15 points in USF's 67-66 win at Arizona State (12/19/21)...finished 5-of-7 from the field and 5-of-6 from distance...also added 5 rebounds, 2 steals and 1 block

### Career Honors:

### Season Highs:

Points	--
Minutes	--
Field Goals Made	--
Field Goal Attempts	--
3-Point Field Goals Made	--
3-Point Field Goal Attempts	--
Free Throws Made	--
Free Throw Attempts	--
Rebounds	--
Assists	--
Blocks	--
Steals	--

### Career Highs (at USF)

Points	15	12/19/21 vs. Arizona State
Minutes	27	1/8/22 vs. San Diego
Field Goals Made	5	12/19/21 vs. Arizona State
Field Goal Attempts	9	1/6/22 vs. Loyola Chicago
3-Point Field Goals Made	5	12/19/21 vs. Arizona State
3-Point Field Goal Attempts	7	1/6/22 vs. Loyola Chicago
Free Throws Made	2	2/10/22 vs. Pepperdine
Free Throw Attempts	2	2/10/22 vs. Pepperdine
Rebounds	5	2/10/22 vs. Pepperdine
Assists	3	1/29/22 vs. Santa Clara
Blocks	2	1/29/22 vs. Santa Clara
Steals	2	12/19/21 vs. Arizona State

### Miscellaneous

	*Fr.	*So.	Jr.	Car
Double-Double	0	0	0	0
10+ Points	0	0	0	0
20+ Points	0	0	0	0
30+ Points	0	0	0	0
5+ Rebounds	0	0	0	0
10+ Rebounds	0	0	0	0
5+ Assists	0	0	0	0
3+ 3PT FG	0	0	0	0
3+ Steals	0	0	0	0
2+ Blocks	0	0	0	0
Led Team in Pts	0	0	0	0
Led Team in Reb.	0	0	0	0
Led Team in Ast:	0	0	0	0
Led Team in Blocks:	0	0	0	0
Led Team in Steals	0	0	0	0



2022-23 San Francisco Men's Basketball  
Individual Game-by-Game  
All games

Page 8/10  
as of Nov 10, 2022

### #15 MEEKS, Zane

Opponent	Date	GS	MIN	FG-FGA	PCT	3FG-3FGA	PCT	FT-FTA	PCT	OFF	DEF	TOT	AVG	PF	A	TO	BLK	STL	PTS	AVG
Texas Southern	11/07/2022		18:59	5-9	.556	1-4	.250	5-6	.833	2	4	6	6.0	2	1	1	0	0	16	16.0
<b>Totals</b>		<b>0</b>	<b>18:59</b>	<b>5-9</b>	<b>.556</b>	<b>1-4</b>	<b>.250</b>	<b>5-6</b>	<b>.833</b>	<b>2</b>	<b>4</b>	<b>6</b>	<b>6.0</b>	<b>2</b>	<b>1</b>	<b>1</b>	<b>0</b>	<b>0</b>	<b>16</b>	<b>16.0</b>

### Player Averages

Games Played	Minutes/ game	Points/ game	FG Pct	3FG Pct	FT Pct	Rebounds/ game	Assists/ game	Turnovers/ game	Assist/Turnover ratio	Steals/ game	Blocks/ game
1	19.0	16.0	55.6	25.0	83.3	6.0	1.0	1.0		1.0	0.0




### FAST FIVE...

- 1) Born June 7, 2001
- 2) Parents are Maja Tolar and Dragan Dusanic, has a sister named Emma
- 3) Lists photography as one of his hobbies
- 4) Favorite food: Chick-fil-A, Favorite movie: Shutter Island, Favorite television show: Game of Thrones, Favorite musical artist/song: Travis Scott
- 5) Says he hated basketball when he was younger, he played soccer for seven years before I got too tall

### GERLUFSEN ON MEEKS...

## CAREER YEAR-BY-YEAR STATISTICS

Year	GP	GS	Min	Avg	FG	FGA	Pct	3FG	3FGA	Pct	FT	FTA	Pct	Off	Def	Tot	Avg	PF	FO	Ast	TO	Blk	Stl	Pts	Avg
------	----	----	-----	-----	----	-----	-----	-----	------	-----	----	-----	-----	-----	-----	-----	-----	----	----	-----	----	-----	-----	-----	-----



# NDEWEDO **NEWBURY** (Dway-doh New-berry)

Sophomore • Forward • 6-7 • 238 • London, England • The Loomis Chaffee School

## SEASON STATS

PPG	RPG	APG	FG%	3FG%	FT%
--	--	--	--	--	--

## LAST GAME vs. Texas Southern (11/7/22)

MIN	PTS	REBS	ASTS	BLKS	STLS
--	--	--	--	--	--

Played in 11 total games averaging 2.1 minutes per game...Made his USF debut with 6 points in 4 minutes played in USF's 98-64 season-opening win over LIU (11/9/21)...also tallied season-highs in rebounds (2), assists (1) and free throws (4-of-4) against the Sharks...Also scored 4 points in USF's 105-61 win over Pepperdine (2/10/22)... registered a season-high 2 blocks in the victory

### Career Honors:

#### Season Highs:

Points	--
Minutes	--
Field Goals Made	--
Field Goal Attempts	--
3-Point Field Goals Made	--
3-Point Field Goal Attempts	--
Free Throws Made	--
Free Throw Attempts	--
Rebounds	--
Assists	--
Blocks	--
Steals	--

#### Career Highs:

Points	6	2/21/22 at Pacific
Minutes	4	11/09/21 vs. LIU
Field Goals Made	2	2/21/22 at Pacific
Field Goal Attempts	2	2/21/22 at Pacific
3-Point Field Goals Made	1	2/21/22 at Pacific
3-Point Field Goal Attempts	1	2/21/22 at Pacific
Free Throws Made	4	11/09/21 vs. LIU
Free Throw Attempts	4	11/09/21 vs. LIU
Rebounds	2	11/09/21 vs. LIU
Assists	1	11/09/21 vs. LIU
Blocks	2	2/10/22 vs. Pepperdine
Steals	1	1/22/22 at Pepperdine

#### Miscellaneous

	*Fr.	*So.	Jr.	Car
Double-Double	0	0	0	0
10+ Points	0	0	0	0
20+ Points	0	0	0	0
30+ Points	0	0	0	0
5+ Rebounds	0	0	0	0
10+ Rebounds	0	0	0	0
5+ Assists	0	0	0	0
3+ 3PT FG	0	0	0	0
3+ Steals	0	0	0	0
2+ Blocks	0	0	0	0
Led Team in Pts	0	0	0	0
Led Team in Reb.	0	0	0	0
Led Team in Ast:	0	0	0	0
Led Team in Blocks:	0	0	0	0
Led Team in Steals	0	0	0	0

#### FAST FIVE...

#### GERLUFSEN ON NEWBURY...

## CAREER YEAR-BY-YEAR STATISTICS

Year	GP	GS	Min	Avg	FG	FGA	Pct	3FG	3FGA	Pct	FT	FTA	Pct	Off	Def	Tot	Avg	PF	FO	Ast	TO	Blk	Stl	Pts	Avg
------	----	----	-----	-----	----	-----	-----	-----	------	-----	----	-----	-----	-----	-----	-----	-----	----	----	-----	----	-----	-----	-----	-----



# BRYCE WHITAKER

Junior • Guard • 6-0 • 170 • Los Angeles, Calif. • Lamar Community College

## SEASON STATS

PPG	RPG	APG	FG%	3FG%	FT%
--	--	--	--	--	--

## LAST GAME vs. Texas Southern (11/7/22)

MIN	PTS	REBS	ASTS	BLKS	STLS
--	--	--	--	--	--

Played in 2 total games in 2021-22...made his Division I debut in USF's season opener against LIU (11/9/21)...Scored his first basket as a Don by sinking 1-of-2 from the free throw line against LIU... also tallied two steals...Recorded a season-high 2 minutes played in USF's 104-71 road win at Pacific (2/21/22)

### Career Honors:

#### Season Highs:

Points	--
Minutes	--
Field Goals Made	--
Field Goal Attempts	--
3-Point Field Goals Made	--
3-Point Field Goal Attempts	--
Free Throws Made	--
Free Throw Attempts	--
Rebounds	--
Assists	--
Blocks	--
Steals	--

#### Career Highs (at USF)

Points	23	11/26/21 vs. UAB
Minutes	37	11/26/21 vs. UAB
Field Goals Made	10	1/6/22 vs. Loyola Chicago
Field Goal Attempts	15	12/4/21 vs. UNLV
3-Point Field Goals Made	1	11/11/21 vs. Prairie View A&M
3-Point Field Goal Attempts	2	11/15/21 vs. Samford
Free Throws Made	4	12/4/21 vs. UNLV
Free Throw Attempts	7	11/15/21 vs. Samford
Rebounds	17	1/8/22 vs. San Diego
Assists	4	12/28/21 vs. Academy of Art
Blocks	7	1/27/22 vs. Saint Mary's
Steals	2	1/20/22 vs. No. 1/1 Gonzaga

#### Miscellaneous

	*Fr.	*So.	Jr.	Car
Double-Double	0	0	0	0
10+ Points	0	0	0	0
20+ Points	0	0	0	0
30+ Points	0	0	0	0
5+ Rebounds	0	0	0	0
10+ Rebounds	0	0	0	0
5+ Assists	0	0	0	0
3+ 3PT FG	0	0	0	0
3+ Steals	0	0	0	0
2+ Blocks	0	0	0	0
Led Team in Pts	0	0	0	0
Led Team in Reb.	0	0	0	0
Led Team in Ast:	0	0	0	0
Led Team in Blocks:	0	0	0	0
Led Team in Steals	0	0	0	0

#### FAST FIVE...

#### GERLUFSEN ON WHITAKER...

## CAREER YEAR-BY-YEAR STATISTICS

Year	GP	GS	Min	Avg	FG	FGA	Pct	3FG	3FGA	Pct	FT	FTA	Pct	Off	Def	Tot	Avg	PF	FO	Ast	TO	Blk	Stl	Pts	Avg
------	----	----	-----	-----	----	-----	-----	-----	------	-----	----	-----	-----	-----	-----	-----	-----	----	----	-----	----	-----	-----	-----	-----





JONAS **VISSER** (Yo-nuss Viss-er)

Junior • Center • 6-10 • 240 • Amsterdam, Netherlands. • Centre For Sports & Education

## SEASON STATS

PPG	RPG	APG	FG%	3FG%	FT%
--	--	--	--	--	--

**LAST GAME** vs. Texas Southern (11/7/22)

MIN	PTS	REBS	ASTS	BLKS	STLS
--	--	--	--	--	--

Played in 5 games in 2021-22...recorded a total of 2 points and 4 rebounds...Scored a season-high 2 points in USF's 111-78 win over Academy of Art (12/28/21)...Set a season-high with 3 minutes played twice (vs. Academy of Art, at Pacific)

**Career Honors:****Season Highs:****Season Highs:**

Points	--	--
Minutes	--	--
Field Goals Made	--	--
Field Goal Attempts	--	--
3-Point Field Goals Made	--	--
3-Point Field Goal Attempts	--	--
Free Throws Made	--	--
Free Throw Attempts	--	--
Rebounds	--	--
Assists	--	--
Blocks	--	--
Steals	--	--

**Career Highs:**

Points	1	11/09/21 vs. LIU
Minutes	1	11/09/21 vs. LIU
Field Goals Made	0	11/09/21 vs. LIU
Field Goal Attempts	1	11/09/21 vs. LIU
3-Point Field Goals Made	0	11/09/21 vs. LIU
3-Point Field Goal Attempts	0	11/09/21 vs. LIU
Free Throws Made	1	11/09/21 vs. LIU
Free Throw Attempts	2	11/09/21 vs. LIU
Rebounds	0	11/09/21 vs. LIU
Assists	0	11/09/21 vs. LIU
Blocks	0	11/09/21 vs. LIU
Steals	2	11/09/21 vs. LIU

### Miscellaneous

	*Fr.	*So.	Jr.	Car
Double-Double	0	0	0	0
10+ Points	0	0	0	0
20+ Points	0	0	0	0
30+ Points	0	0	0	0
5+ Rebounds	0	0	0	0
10+ Rebounds	0	0	0	0
5+ Assists	0	0	0	0
3+ 3PT FG	0	0	0	0
3+ Steals	0	0	0	0
2+ Blocks	0	0	0	0
Led Team in Pts	0	0	0	0
Led Team in Reb.	0	0	0	0
Led Team in Ast:	0	0	0	0
Led Team in Blocks:	0	0	0	0
Led Team in Steals	0	0	0	0

## FAST FIVE...

## GERLUFSEN ON VISSER...

## CAREER YEAR-BY-YEAR STATISTICS

Year	GP	GS	Min	Avg	FG	FGA	Pct	3FG	3FGA	Pct	FT	FTA	Pct	Off	Def	Tot	Avg	PF	FO	Ast	TO	Blk	Stl	Pts	Avg
------	----	----	-----	-----	----	-----	-----	-----	------	-----	----	-----	-----	-----	-----	-----	-----	----	----	-----	----	-----	-----	-----	-----



# VOLODYMYR MARKOVETSKYY (Vol-oh-deh-meer Mar-koh-vet-skee)

Junior • Center • 7-2 • 270 • Truskavets, Ukraine • Washington State

## SEASON STATS

PPG	RPG	APG	FG%	3FG%	FT%
2.0	1.0	0.0	1.000	--	--

## LAST GAME vs. Texas Southern (11/7/22)

MIN	PTS	REBS	ASTS	BLKS	STLS
7	2	1	0	0	0

Played in 26 games with an average of 6.6 minutes per game...recorded a total of 48 points for an average of 1.8 points per game... shot 64.3 percent from the field overall (18-28)...Tallied a season-high 8 points in his USF debut against LIU (11/9/21) on 4-of-6 from the floor...Flirted with a double-double by logging 7 points and 7 rebounds in 14 minutes of action in USF's 104-71 win at Pacific (2/21/22)

## Career Honors:

### Season Highs:

Points	--
Minutes	--
Field Goals Made	--
Field Goal Attempts	--
3-Point Field Goals Made	--
3-Point Field Goal Attempts	--
Free Throws Made	--
Free Throw Attempts	--
Rebounds	--
Assists	--
Blocks	--
Steals	--

## Career Highs

Points	9	vs. Long Beach State (12/10/20)
Minutes	19	vs. San Diego (12/31/20)
Field Goals Made	4	vs. Long Beach State (12/10/20)
Field Goal Attempts	7	at No. 1 Gonzaga (1/2/21)
3-Point Field Goals Made	1	at Nevada (12/2/20)
3-Point Field Goal Attempts	1	at Nevada (12/2/20)
Free Throws Made	2	2x, last vs. San Diego (12/31/20)
Free Throw Attempts	2	2x, last vs. San Diego (12/31/20)
Rebounds	5	vs. Long Beach State (12/10/20)
Assists	1	2x, last vs. LBSU (12/10/20)
Blocks	2	at Cal Poly (12/4/20)
Steals	1	vs. URI (11/29/20)

## Miscellaneous

	Fr.	So.	Car
Double-Double	-	-	0
10+ Points	-	-	0
20+ Points	-	-	0
30+ Points	-	-	0
5+ Rebounds	-	1	1
10+ Rebounds	-	-	0
5+ Assists	-	-	0
3+ 3PT FG	-	-	0
3+ Steals	-	-	0
2+ Blocks	-	-	0
Led Team in Pts	-	-	0
Led Team in Reb.	-	-	0
Led Team in Ast.	-	-	0

## Game-by-Game Totals

Game Min FG-FGA PCT 3PT-A PCT FT-A PCT O-D-T PF A TO BLK ST TP



2022-23 San Francisco Men's Basketball  
Individual Game-by-Game  
All games

Page 9/10  
as of Nov 10, 2022

### #33 MARKOVETSKYY, Volodymyr

				Total		3-Pointers		Free throws		Rebounds											
Opponent	Date	GS	MIN	FG-FGA	PCT	3FG-3FGA	PCT	FT-FTA	PCT	OFF	DEF	TOT	AVG	PF	A	TO	BLK	STL	PTS	AVG	
Texas Southern	11/07/2022		07:41	1-1	1.000	0-0	.000	0-0	.000	0	1	1	1.0	3	0	1	0	0	2	2.0	
<b>Totals</b>			<b>0 07:41</b>	<b>1-1</b>	<b>1.000</b>	<b>0-0</b>	<b>.000</b>	<b>0-0</b>	<b>.000</b>	<b>0</b>	<b>1</b>	<b>1</b>	<b>1.0</b>	<b>3</b>	<b>0</b>	<b>1</b>	<b>0</b>	<b>0</b>	<b>2</b>	<b>2.0</b>	

### Player Averages

Games Played	Minutes/ game	Points/ game	FG Pct	3FG Pct	FT Pct	Rebounds/ game	Assists/ game	Turnovers/ game	Assist/Turnover ratio	Steals/ game	Blocks/ game
1	7.7	2.0	100.0	0.0	0.0	1.0	0.0	1.0	0.0	0.0	0.0



## FAST FIVE...

- 1) Is actually from a town called Rijsburg which is a small town outside of Amsterdam.
- 2) Always has a fresh batch of Stroopwafel in his room and other Dutch snacks. (A stroopwafel is a wafer cookie made from two thin layers of baked dough joined by a caramel filling.)
- 3) His favorite music is House/EDM music.
- 4) Says Michael Jordan is his favorite professional athlete.
- 5) Lives with Josh, Justin, and Damari and says he's the cleanest.

## GERLUFSSEN ON MARKOVETSKYY...

## CAREER YEAR-BY-YEAR STATISTICS

Year	GP	GS	Min	Avg	FG	FGA	Pct	FG	FGA	Pct	FT	FTA	Pct	Off	Def	Tot	Avg	PF	FO	Ast	TO	Blk	Stl	Pts	Avg
2019-20	7	0	28	4.0	2	3	.667	0	0	.000	2	2	1.000	2	1	3	0.4	4	0	1	1	0	0	6	0.9
2020-21	23	2	245	10.7	22	42	.524	1	1	1.000	6	12	.500	15	21	36	1.6	38	0	6	17	2	2	51	2.2
<b>TOTAL</b>	<b>30</b>	<b>2</b>	<b>273</b>	<b>9.1</b>	<b>24</b>	<b>45</b>	<b>.533</b>	<b>1</b>	<b>1</b>	<b>1.000</b>	<b>8</b>	<b>14</b>	<b>.571</b>	<b>17</b>	<b>22</b>	<b>39</b>	<b>1.3</b>	<b>42</b>	<b>0</b>	<b>7</b>	<b>18</b>	<b>2</b>	<b>2</b>	<b>57</b>	<b>1.9</b>



JAKE CIOE (Cee-Oh)

Sophomore • Guard • 6-0 • 175 • Tuscon, Ariz. • Salpointe Catholic High School

SEASON STATS

PPG	RPG	APG	FG%	3FG%	FT%
--	--	--	--	--	--

LAST GAME vs. Texas Southern (11/7/22)

MIN	PTS	REBS	ASTS	BLKS	STLS
--	--	--	--	--	--

Walk-on, did not see any game action

Career Honors:

Season Highs:

Points	--
Minutes	--
Field Goals Made	--
Field Goal Attempts	--
3-Point Field Goals Made	--
3-Point Field Goal Attempts	--
Free Throws Made	--
Free Throw Attempts	--
Rebounds	--
Assists	--
Blocks	--
Steals	--

Career Highs (at USF)

Points	8	11/09/21 vs. LIU
Minutes	14	11/13/21 vs. Davidson
Field Goals Made	4	11/09/21 vs. LIU
Field Goal Attempts	6	11/09/21 vs. LIU
3-Point Field Goals Made	0	--
3-Point Field Goal Attempts	0	--
Free Throws Made	2	2/10/22 vs. Pepperdine
Free Throw Attempts	3	11/13/21 vs. Davidson
Rebounds	4	11/13/21 vs. Davidson
Assists	1	11/09/21 vs. LIU
Blocks	1	1/13/22 vs. Loyola Marymount
Steals	1	12/8/21 vs. Fresno State

Miscellaneous

	*Fr.	*So.	Jr.	Car
Double-Double	0	0	0	0
10+ Points	0	0	0	0
20+ Points	0	0	0	0
30+ Points	0	0	0	0
5+ Rebounds	0	0	0	0
10+ Rebounds	0	0	0	0
5+ Assists	0	0	0	0
3+ 3PT FG	0	0	0	0
3+ Steals	0	0	0	0
2+ Blocks	0	0	0	0
Led Team in Pts	0	0	0	0
Led Team in Reb.	0	0	0	0
Led Team in Ast.	0	0	0	0
Led Team in Blocks:	0	0	0	0
Led Team in Steals	0	0	0	0

FAST FIVE...

GERLUFSEN ON CIOE...

CAREER YEAR-BY-YEAR STATISTICS

Year	GP	GS	Min	Avg	FG	FGA	Pct	3FG	3FGA	Pct	FT	FTA	Pct	Off	Def	Tot	Avg	PF	FO	Ast	TO	Blk	Stl	Pts	Avg
------	----	----	-----	-----	----	-----	-----	-----	------	-----	----	-----	-----	-----	-----	-----	-----	----	----	-----	----	-----	-----	-----	-----



# MARCUS WILLIAMS

Sophomore • Guard • 6-0 • 175 • Tuscon, Ariz. • Salpointe Catholic High School

## SEASON STATS

PPG	RPG	APG	FG%	3FG%	FT%
14.0	0.0	2.0	83.3	66.7	1.000

## LAST GAME vs. Texas Southern (11/7/22)

MIN	PTS	REBS	ASTS	BLKS	STLS
18	14	0	2	0	0

### Career Honors:

#### Season Highs:

Points	--
Minutes	--
Field Goals Made	--
Field Goal Attempts	--
3-Point Field Goals Made	--
3-Point Field Goal Attempts	--
Free Throws Made	--
Free Throw Attempts	--
Rebounds	--
Assists	--
Blocks	--
Steals	--

#### Career Highs (at USF)

Points	--
Minutes	--
Field Goals Made	--
Field Goal Attempts	--
3-Point Field Goals Made	--
3-Point Field Goal Attempts	--
Free Throws Made	--
Free Throw Attempts	--
Rebounds	--
Assists	--
Blocks	--
Steals	--

#### Miscellaneous

	*Fr.	*So.	Jr.	Car
Double-Double	0	0	0	0
10+ Points	0	0	0	0
20+ Points	0	0	0	0
30+ Points	0	0	0	0
5+ Rebounds	0	0	0	0
10+ Rebounds	0	0	0	0
5+ Assists	0	0	0	0
3+ 3PT FG	0	0	0	0
3+ Steals	0	0	0	0
2+ Blocks	0	0	0	0
Led Team in Pts	0	0	0	0
Led Team in Reb.	0	0	0	0
Led Team in Ast.	0	0	0	0
Led Team in Blocks	0	0	0	0
Led Team in Steals	0	0	0	0



2022-23 San Francisco Men's Basketball  
Individual Game-by-Game  
All games

Page 10/10  
as of Nov 10, 2022

#### #55 WILLIAMS, Marcus

Opponent	Date	GS	MIN	Total FG-FGA	PCT	3FG-3FGA	PCT	FT-FTA	PCT	Rebounds OFF DEF TOT AVG	PF	A TO	BLK	STL	PTS	AVG
Texas Southern	11/07/2022		17:45	5-6	.833	2-3	.667	2-2	1.000	0 0 0 0.0	4	2	1	0	14	14.0
<b>Totals</b>		<b>0</b>	<b>17:45</b>	<b>5-6</b>	<b>.833</b>	<b>2-3</b>	<b>.667</b>	<b>2-2</b>	<b>1.000</b>	<b>0 0 0 0.0</b>	<b>4</b>	<b>2</b>	<b>1</b>	<b>0</b>	<b>14</b>	<b>14.0</b>

#### Player Averages

Games Played	Minutes/game	Points/game	FG Pct	3FG Pct	FT Pct	Rebounds/game	Assists/game	Turnovers/game	Assist/Turnover ratio	Steals/game	Blocks/game
1	17.8	14.0	83.3	66.7	100.0	0.0	2.0	1.0	2.0	0.0	0.0



#### FAST FIVE...

#### GERLUFSEN ON WILLIAMS...

## CAREER YEAR-BY-YEAR STATISTICS

Year	GP	GS	Min	Avg	FG	FGA	Pct	FG	FGA	Pct	FT	FTA	Pct	Off	Def	Tot	Avg	PF	FO	Ast	TO	Blk	Stl	Pts	Avg
------	----	----	-----	-----	----	-----	-----	----	-----	-----	----	-----	-----	-----	-----	-----	-----	----	----	-----	----	-----	-----	-----	-----



# 2022-23 USF MEN'S BASKETBALL GAME NOTES

## 2022-23 Overall Stats

### Game Records

Record	Overall	Home	Away	Neutral
ALL GAMES	1-0	1-0	0-0	0-0
CONFERENCE	0-0	0-0	0-0	0-0
NON-CONFERENCE	1-0	1-0	0-0	0-0

### Score by Periods

Team	1st	2nd	OT	TOT
San Francisco	50	40	0	90
Opponents	35	42	0	77

### Team Box Score

No.	Player				Total		3-Point		F-Throw		Rebounds															
		GP-GS	MIN	AVG	FG-FGA	FG%	3FG-3FGA	3FG%	FT-FTA	FT%	OFF	DEF	TOT	AVG	PF	DQ	A	TO	BLK	STL	PTS	AVG				
1	ROBERTS, Tyrell	1-1	34:01	34.0	5-8	.625	2-3	.667	5-8	.625	0	4	4	4.0	1	0	3	6	0	1	17	17.0				
15	MEEKS, Zane	1-0	18:59	19.0	5-9	.556	1-4	.250	5-6	.833	2	4	6	6.0	2	0	1	1	0	0	16	16.0				
55	WILLIAMS, Marcus	1-0	17:45	17.8	5-6	.833	2-3	.667	2-2	1.000	0	0	0	0.0	4	0	2	1	0	0	14	14.0				
3	HAWTHORNE, Isaiah	1-0	17:18	17.3	4-6	.667	2-4	.500	0-2	.000	1	5	6	6.0	3	0	0	1	0	0	10	10.0				
0	SHABAZZ, Khalil	1-1	33:56	33.9	3-8	.375	2-4	.500	0-2	.000	0	10	10	10.0	3	0	3	5	0	2	8	8.0				
10	ROCAK, Toni	1-0	15:29	15.5	3-3	1.000	0-0	.000	1-2	.500	1	2	3	3.0	3	0	1	3	1	1	7	7.0				
5	GIGIBERIA, Saba	1-1	11:32	11.5	2-3	.667	0-1	.000	2-2	1.000	1	4	5	5.0	2	0	0	1	0	1	6	6.0				
2	RISHWAIN, Julian	1-1	22:11	22.2	1-5	.200	1-3	.333	2-2	1.000	1	3	4	4.0	3	0	3	2	0	0	5	5.0				
11	KUNEN, Josh	1-1	21:08	21.1	2-2	1.000	1-1	1.000	0-0	.000	1	6	7	7.0	3	0	0	2	0	0	5	5.0				
33	MARKOVETSKYY, Volodymyr	1-0	07:41	7.7	1-1	1.000	0-0	.000	0-0	.000	0	1	1	1.0	3	0	0	1	0	0	2	2.0				
Team											2	2														
Total		1	200		31-51	.608	11-23	.478	17-26	.654	7	41	48	48.0	27	0	13	23	1	5	90	90.0				
Opponents		1	200		26-67	.388	6-15	.400	19-32	.594	8	16	24	24.0	18	0	4	10	0	8	77	77.0				

### Team Statistics

	USF	OPP
<b>Scoring</b>	<b>90</b>	<b>77</b>
Points per game	90.0	77.0
Scoring margin	+13.0	-
<b>Field goals-att</b>	<b>31-51</b>	<b>26-67</b>
Field goal pct	.608	.388
<b>3 point fg-att</b>	<b>11-23</b>	<b>6-15</b>
3-point FG pct	.478	.400
3-pt FG made per game	11.0	6.0
<b>Free throws-att</b>	<b>17-26</b>	<b>19-32</b>
Free throw pct	.654	.594
F-Throws made per game	17.0	19.0
<b>Rebounds</b>	<b>48</b>	<b>24</b>
Rebounds per game	48.0	24.0
Rebounding margin	+24.0	-
<b>Assists</b>	<b>13</b>	<b>4</b>
Assists per game	13.0	4.0
<b>Turnovers</b>	<b>23</b>	<b>10</b>
Turnovers per game	23.0	10.0
Turnover margin	-13.0	-
Assist/turnover ratio	0.6	0.4
<b>Steals</b>	<b>5</b>	<b>8</b>
Steals per game	5.0	8.0
<b>Blocks</b>	<b>1</b>	<b>0</b>
Blocks per game	1.0	0.0
<b>Winning streak</b>	<b>1</b>	<b>-</b>
Home win streak	1	-
<b>Attendance</b>	<b>1730</b>	<b>0</b>
Home games-Avg/Game	1-1730	0-0
Neutral site-Avg/Game	-	0-0

### Team Results

Date	Opponent		Score	Att.
11/07/2022	Texas Southern	W	90-77	1730

## Team Statistics

	USF	OPP
<b>Scoring</b>	<b>90</b>	<b>77</b>
Points per game	90.0	77.0
Scoring margin	+13.0	-
<b>Field goals-att</b>	<b>31-51</b>	<b>26-67</b>
Field goal pct	.608	.388
<b>3 point fg-att</b>	<b>11-23</b>	<b>6-15</b>
3-point FG pct	.478	.400
3-pt FG made per game	11.0	6.0
<b>Free throws-att</b>	<b>17-26</b>	<b>19-32</b>
Free throw pct	.654	.594
F-Throws made per game	17.0	19.0
<b>Rebounds</b>	<b>48</b>	<b>24</b>
Rebounds per game	48.0	24.0
Rebounding margin	+24.0	-
<b>Assists</b>	<b>13</b>	<b>4</b>
Assists per game	13.0	4.0
<b>Turnovers</b>	<b>23</b>	<b>10</b>
Turnovers per game	23.0	10.0
Turnover margin	-13.0	-
Assist/turnover ratio	0.6	0.4
<b>Steals</b>	<b>5</b>	<b>8</b>
Steals per game	5.0	8.0
<b>Blocks</b>	<b>1</b>	<b>0</b>
Blocks per game	1.0	0.0
<b>Winning streak</b>	<b>1</b>	<b>-</b>
Home win streak	1	-
<b>Attendance</b>	<b>1730</b>	<b>0</b>
Home games-Avg/Game	1-1730	0-0
Neutral site-Avg/Game	-	0-0

## Score by Periods

Team	1st	2nd	OT	TOT
San Francisco	50	40	0	90
Opponents	35	42	0	77



**2022-23 San Francisco Men's Basketball**  
**Category Leaders**  
**All games**

Page 1/3  
as of Nov 10, 2022

**Points**

##	Player	G	Pts	Pts/G
1	Roberts, Tyrell	1	17	17.0
15	Meeks, Zane	1	16	16.0
55	Williams, Marcus	1	14	14.0
3	Hawthorne, Isaiah	1	10	10.0
0	Shabazz, Khalil	1	8	8.0
10	Rocak, Toni	1	7	7.0
5	Gigiberia, Saba	1	6	6.0
2	Rishwain, Julian	1	5	5.0
11	Kunen, Josh	1	5	5.0
33	Markovetsky, Volodymyr	1	2	2.0

**Scoring Average**

##	Player	G	Pts	Pts/G
1	Roberts, Tyrell	1	17	17.0
15	Meeks, Zane	1	16	16.0
55	Williams, Marcus	1	14	14.0
3	Hawthorne, Isaiah	1	10	10.0
0	Shabazz, Khalil	1	8	8.0
10	Rocak, Toni	1	7	7.0
5	Gigiberia, Saba	1	6	6.0
2	Rishwain, Julian	1	5	5.0
11	Kunen, Josh	1	5	5.0
33	Markovetsky, Volodymyr	1	2	2.0

**Field Goal Percentage**

##	Player	FG	Att	Pct
11	Kunen, Josh	2	2	1.000
10	Rocak, Toni	3	3	1.000
33	Markovetsky, Volodymyr	1	1	1.000
55	Williams, Marcus	5	6	.833
3	Hawthorne, Isaiah	4	6	.667
5	Gigiberia, Saba	2	3	.667
1	Roberts, Tyrell	5	8	.625
15	Meeks, Zane	5	9	.556
0	Shabazz, Khalil	3	8	.375
2	Rishwain, Julian	1	5	.200

**Field Goal Attempts**

##	Player	G	Att	Att/G
15	Meeks, Zane	1	9	9.0
1	Roberts, Tyrell	1	8	8.0
0	Shabazz, Khalil	1	8	8.0
55	Williams, Marcus	1	6	6.0
3	Hawthorne, Isaiah	1	6	6.0

**Field Goals Made**

##	Player	G	Made	Made/G
1	Roberts, Tyrell	1	5	5.0
15	Meeks, Zane	1	5	5.0
55	Williams, Marcus	1	5	5.0
3	Hawthorne, Isaiah	1	4	4.0
0	Shabazz, Khalil	1	3	3.0

**3-Point FG Percentage**

##	Player	3FG	Att	Pct
11	Kunen, Josh	1	1	1.000
1	Roberts, Tyrell	2	3	.667
55	Williams, Marcus	2	3	.667
3	Hawthorne, Isaiah	2	4	.500
0	Shabazz, Khalil	2	4	.500
2	Rishwain, Julian	1	3	.333
15	Meeks, Zane	1	4	.250

**3-Point FG Attempts**

##	Player	G	Att	Att/G
15	Meeks, Zane	1	4	4.0
3	Hawthorne, Isaiah	1	4	4.0
0	Shabazz, Khalil	1	4	4.0
1	Roberts, Tyrell	1	3	3.0
55	Williams, Marcus	1	3	3.0

**3-Point FG Made**

##	Player	G	Made	Made/G
1	Roberts, Tyrell	1	2	2.0
55	Williams, Marcus	1	2	2.0
3	Hawthorne, Isaiah	1	2	2.0
0	Shabazz, Khalil	1	2	2.0
15	Meeks, Zane	1	1	1.0



**2022-23 San Francisco Men's Basketball**  
**Category Leaders**  
**All games**

Page 2/3  
as of Nov 10, 2022

**Free Throw Percentage**

##	Player	Made	Att	Pct
55	Williams, Marcus	2	2	1.000
5	Gigiberia, Saba	2	2	1.000
2	Rishwain, Julian	2	2	1.000
15	Meeks, Zane	5	6	.833
1	Roberts, Tyrell	5	8	.625
10	Rocak, Toni	1	2	.500

**Free Throw Attempts**

##	Player	G	Att	Att/G
1	Roberts, Tyrell	1	8	8.0
15	Meeks, Zane	1	6	6.0
55	Williams, Marcus	1	2	2.0
3	Hawthorne, Isaiah	1	2	2.0
0	Shabazz, Khalil	1	2	2.0

**Free Throws Made**

##	Player	G	Made	Made/G
1	Roberts, Tyrell	1	5	5.0
15	Meeks, Zane	1	5	5.0
55	Williams, Marcus	1	2	2.0
5	Gigiberia, Saba	1	2	2.0
2	Rishwain, Julian	1	2	2.0

**Rebounds**

##	Player	G	Reb	Reb/G
0	Shabazz, Khalil	1	10	10.0
11	Kunen, Josh	1	7	7.0
15	Meeks, Zane	1	6	6.0
3	Hawthorne, Isaiah	1	6	6.0
5	Gigiberia, Saba	1	5	5.0

**Assists**

##	Player	G	Ast	Ast/G
1	Roberts, Tyrell	1	3	3.0
0	Shabazz, Khalil	1	3	3.0
2	Rishwain, Julian	1	3	3.0
55	Williams, Marcus	1	2	2.0
15	Meeks, Zane	1	1	1.0

**Rebounds Average**

##	Player	G	Reb	Reb/G
0	Shabazz, Khalil	1	10	10.0
11	Kunen, Josh	1	7	7.0
15	Meeks, Zane	1	6	6.0
3	Hawthorne, Isaiah	1	6	6.0
5	Gigiberia, Saba	1	5	5.0

**Steals**

##	Player	G	Stl	Stl/G
0	Shabazz, Khalil	1	2	2.0
1	Roberts, Tyrell	1	1	1.0
10	Rocak, Toni	1	1	1.0
5	Gigiberia, Saba	1	1	1.0

**Offensive Rebounds**

##	Player	G	OReb	OReb/G
15	Meeks, Zane	1	2	2.0
3	Hawthorne, Isaiah	1	1	1.0
10	Rocak, Toni	1	1	1.0
5	Gigiberia, Saba	1	1	1.0
2	Rishwain, Julian	1	1	1.0

**Blocked Shots**

##	Player	G	Blk	Blk/G
10	Rocak, Toni	1	1	1.0

**Defensive Rebounds**

##	Player	G	DReb	DReb/G
0	Shabazz, Khalil	1	10	10.0
11	Kunen, Josh	1	6	6.0
3	Hawthorne, Isaiah	1	5	5.0
1	Roberts, Tyrell	1	4	4.0
15	Meeks, Zane	1	4	4.0

**Minutes**

##	Player	G	Min	Min/G
1	Roberts, Tyrell	1	34	34:01
0	Shabazz, Khalil	1	34	33:56
2	Rishwain, Julian	1	22	22:11
11	Kunen, Josh	1	21	21:08
15	Meeks, Zane	1	19	18:59



**2022-23 San Francisco Men's Basketball**  
**Category Leaders**  
**All games**

Page 3/3  
 as of Nov 10, 2022

**Fouls**

##	Player	G	PF	PF/G
55	Williams, Marcus	1	4	4.0
3	Hawthorne, Isaiah	1	3	3.0
0	Shabazz, Khalil	1	3	3.0
10	Rocak, Toni	1	3	3.0
2	Rishwain, Julian	1	3	3.0

**Turnovers**

##	Player	G	TO	TO/G
1	Roberts, Tyrell	1	6	6.0
0	Shabazz, Khalil	1	5	5.0
10	Rocak, Toni	1	3	3.0
2	Rishwain, Julian	1	2	2.0
11	Kunen, Josh	1	2	2.0

**Foul Outs**

##	Player	G	FO
----	--------	---	----





2022-23 San Francisco Men's Basketball  
Team Game-by-Game  
All games

Page 1/1  
as of Nov 10, 2022

				Total		3-Pointers		Free throws		Rebounds										
Opponent	Date	Score		FG-FGA	PCT	3FG-3FGA	PCT	FT-FTA	PCT	OFF	DEF	TOT	AVG	PF	A	TO	BLK	STL	PTS	AVG
Texas Southern	11/07/2022	90-77	W	31-51	.608	11-23	.478	17-26	.654	7	41	48	48.0	27	13	23	1	5	90	90.0
Total		90		31-51	.608	11-23	.478	17-26	.654	7	41	48	48.0	27	13	23	1	5	90	90.0
Opponents		77		26-67	.388	6-15	.400	19-32	.594	8	16	24	24.0	18	4	10	0	8	77	77.0

### San Francisco Averages

Games Played	Points/game	FG Pct	3FG Pct	FT Pct	Rebounds/game	Assists/game	Turnovers/game	Assist/Turnover ratio	Steals/game	Blocks/game
1	90.0	60.8	47.8	65.4	48.0	13.0	23.0	0.6	5.0	1.0



2022-23 San Francisco Men's Basketball  
Points-rebounds-assists  
All games

Page 1/1  
as of Nov 10, 2022

Opponent	Date	Score		0	1	2	3	5	10	11	15	33	55
				SHABAZZ, KH	ROBERTS, TY	RISHWAIN, J	HAWTHORNE, G	GIGIBERIA, ROCAK, TONI	KUNEN, JOSH	MEEKS, ZANE	MARKOVETSK	WILLIAMS, M	
Texas Southern	11/07/2022	90-77	W	8-10-3	17-4-3	5-4-3	10-6-0	6-5-0	7-3-1	5-7-0	16-6-1	2-1-0	14-0-2

