



# SAN FRANCISCO MEN'S BASKETBALL



Game 10 - December 20, 2020

2 NCAA Championships • 1 NIT Championship • 3 Final Fours • 15 Conference Championships  
18 All-Americans • 4 Naismith Hall of Famers • 36 NBA Draft Picks

## SCHEDULE/RESULTS

RECORD: 5-3/0-0 WCC  
H: 1-0 / A: 2-2 / N: 2-2

### November (2-2)

25	Wed.	vs. UMass Lowell (FloHoops)	L, 68-76
26	Thu.	vs. Towson (FloHoops)	W, 79-68
27	Fri.	vs. No. 4 Virginia (ESPN)	W, 61-60
29	Sun.	vs. Rhode Island (ESPNU)	L, 71-84

### December (3-2)

02	Wed.	at Nevada (Mountain West Network)	W, 85-60
04	Fri.	CAL POLY (WCC Network)	W, 88-60
06	Sun.	NEVADA	POSTPONED
10	Thu.	LONG BEACH STATE (WCC Network)	W, 107-52
13	Sun.	at California (Pac-12 Network)	L, 70-72
16	Wed.	at USC	CANCELLED
17	Thu.	at Oregon (Pac-12 Network)	L, 64-74
20	Sun.	vs. Grand Canyon	4:00 P.M.
22	Tue.	vs. Cal State Fullerton	CANCELLED
31	Thu.	*SAN DIEGO	TBA

### January (0-0)

02	Sat.	*at Gonzaga (ESPN)	TBA
07	Thu.	*PEPPERDINE (ESPN)	TBA
09	Sat.	*at Loyola Marymount	TBA
14	Thu.	*at Portland	TBA
16	Sat.	*BYU (ESPN)	TBA
21	Thu.	*at Santa Clara	TBA
23	Sat.	SAINT MARY'S	TBA
30	Sat.	*at BYU	TBA

### February (0-0)

04	Thu.	*at Pacific (ESPN)	TBA
06	Sat.	*at Pepperdine	TBA
11	Thu.	*PORTLAND	TBA
13	Sat.	*GONZAGA (ESPN)	TBA
18	Thu.	*LOYOLA MARYMOUNT	TBA
25	Thu.	*at Saint Mary's (ESPN)	TBA
27	Sat.	*SANTA CLARA	TBA

### March (0-0)

\* Designates West Coast Conference Game  
! - Mohegan Sun "Bubbleville" (Uncasville, Conn.)  
All times listed are Pacific

#### HOW TO REFERENCE THE UNIVERSITY

We are the University of San Francisco, established by the Jesuits in 1855 as the first university in San Francisco.

When referencing the school and its teams, please use "The University of San Francisco," "San Francisco," "USF," or "The Dons."

**DO NOT** use "Frisco," "San Fran," "San Francisco University," "SFU" or any other iteration. Also, when referring our women's teams, **DO NOT** use "Lady Dons."

## COMMUNICATIONS

MATT FONTENOT

Asst. AD for Communications

E: mfontenot@usfca.edu

C: 925-878-5701

Address: 2130 Fulton Street, San Francisco, CA, 94117

## GAME 10 BREAKDOWN



### USF DONS

<b>RECORD</b> 5-4 (0-0 WCC)	<b>HEAD COACH</b> Todd Golden
<b>RANKING</b> -- AP / -- Coaches	<b>CAREER RECORD</b> 27-16 (.643)
<b>LAST GAME</b> L, 70-72 at California 12/13/20	<b>RECORD AT USF</b> Same <b>vs. GCU</b> 0-0



### GRAND CANYON ANTELOPES

<b>RECORD</b> 4-1 (0-0 WAC)	<b>HEAD COACH</b> Bryce Drew
<b>RANKING</b> -- AP / -- Coaches	<b>CAREER RECORD</b> 168-109 (.606)
<b>LAST GAME</b> L, 70-71 vs. Arizona State 12/13/20	<b>RECORD AT SCHOOL</b> 4-1 (.800) <b>vs. USF</b> 0-0

## ON THE AIR

**NO Stream**  
**Play-by-Play:** None  
**Analyst:**  
**Sideline:** None

**KNBR 1050-AM**  
**Play-by-Play:** Pat Olson  
**Analyst:** None  
**Producer:** Jeremiah Crowe

## TIP OFF

• USF is 5-4 and are mired in a two-game losing streak. The Dons have dropped back-to-back contests on the road to Pac-12 foes, falling to Cal in Berkeley on a last minute 3-point field goal and by 10 at Oregon on Thursday. The Dons are averaging 77.0 points per game which ranks 110th in the nation and fifth in the WCC. The Dons +8.6 scoring margin is 122nd in the nation and sixth in the West Coast Conference.

• 25-3: With the loss to the Golden Bears, USF falls to 25-3 in the Golden Era when holding the lead with 5:00 minutes to play. The only other losses came at the hands of Gonzaga at home last season and at the WCC Semi Finals last March.

• Block Party: In a weird stat - the Dons are 4-1 this year when recording four or more blocks in a game. The one loss came at Oregon. USF ranks 25th in the nation in total blocks with 33 - that number leads the WCC. Dzmityry Ryuny and Samba Kane lead the Dons with 1.11 and 1.00 blocks per game respectively.

• Dons From Distance: The Dons rank 2nd in the nation in 3-point field goal attempts with 275, the trail only Liberty who has taken 3-point field goals. USF is 10th in 3-pt field goals per game at 11.4 which is tops in the WCC. They are 66th in 3-pt field goal percentage shooting 37.5 from distance. USF is second in total 3-point field goals made at 103. USF gets 44% of its scoring from beyond the arc this season.

## LAST GAME'S STARTERS

<b>Khalil SHABAZZ</b> JRR • Guard	<b>Jamaree BOUYEE</b> SR • Guard	<b>Josh KUNEN</b> So • Forward	<b>Dzmityry RYUNY</b> Jr • Forward	<b>Taavi JURKATAMM</b> SR • Forward
<b>MIN</b> 27.3	<b>MIN</b> 31.5	<b>MIN</b> 22.4	<b>MIN</b> 26.1	<b>MIN</b> 25.5
<b>PPG</b> 15.1	<b>PPG</b> 17.4	<b>PPG</b> 4.4	<b>PPG</b> 18.8	<b>PPG</b> 6.9
<b>FG%</b> .355	<b>FG%</b> .555	<b>FG%</b> .464	<b>FG%</b> .423	<b>FG%</b> .460
<b>3-PT FG%</b> .328	<b>A/G</b> 4.11	<b>REB</b> 3.9	<b>REB</b> 6.6	<b>REB</b> 3.4

# 2020-21 USF MEN'S BASKETBALL GAME NOTES

## 2020-21 USF MEN'S BASKETBALL ROSTER

### NUMERICAL ROSTER

No.	Name	Pos	Ht	Wt	Yr	Hometown/Previous School
0	Khalil Shabazz	G	6-1	170	R-Jr.	Seattle, Wash. / Rainier Beach HS / Central Washington
1	Jamaree Bouyea	G	6-2	180	Sr.	Seaside, Calif. / Palma HS
2	Justin Bieker	G	6-5	175	R-Fr.	Portland, Ore. / Jesuit HS
3	Isaiah Hawthorne	F	6-8	205	R-Fr.	Tracy, Calif. / Tracy HS
5	Julian Rishwain	G	6-5	190	So.	Los Angeles, Calif. / Notre Dame HS / Boston College
10	Josh Kunen	F	6-8	210	So.	Melbourne, Australia / Centre of Excellence
11	Damari Milstead	G	6-2	195	R-Jr.	Oakland, Calif. / Moreau Catholic HS / Grand Canyon
12	Trevante Anderson	G	6-2	185	Jr.	Tacoma, Wash. / Rainier Beach HS
14	Anthony Roy	G	6-3	175	Fr.	Oakland, Calif. / Dublin HS
15	Maj Dusanic	F	6-8	215	Fr.	Ljubljana, Slovenia / Dream City Christian HS
22	Dzmitry Ryuny	F	6-9	205	Jr.	Minsk, Belarus / Central Park Christian HS
31	Jonas Visser	C	6-10	240	So.	Amsterdam, Netherlands / Centre for Sports & Education
34	Taavi Jurkatamm	F	6-9	210	Sr.	Tallinn, Estonia / Audentes Sports Gymnasium
43	Samba Kane	C	7-0	220	Jr.	Dakar, Senegal / Illinois / Indian Hills CC
45	Emmanuel Nwabueze	G	6-3	215	R-Jr.	San Francisco / International HS

### ALPHABETICAL ROSTER

No.	Name	Pos	Ht	Wt	Yr	Hometown/Previous School
12	Trevante Anderson	G	6-2	185	Jr.	Tacoma, Wash. / Rainier Beach HS
2	Justin Bieker	G	6-5	175	R-Fr.	Portland, Ore. / Jesuit HS
1	Jamaree Bouyea	G	6-2	180	Sr.	Seaside, Calif. / Palma HS
15	Maj Dusanic	F	6-8	215	Fr.	Ljubljana, Slovenia / Dream City Christian HS
3	Isaiah Hawthorne	F	6-8	205	R-Fr.	Tracy, Calif. / Tracy HS
34	Taavi Jurkatamm	F	6-9	210	Sr.	Tallinn, Estonia / Audentes Sports Gymnasium
43	Samba Kane	C	7-0	220	Jr.	Dakar, Senegal / Illinois / Indian Hills CC
10	Josh Kunen	F	6-8	210	So.	Melbourne, Australia / Centre of Excellence
11	Damari Milstead	G	6-2	195	R-Jr.	Oakland, Calif. / Moreau Catholic HS / Grand Canyon
45	Emmanuel Nwabueze	G	6-3	215	R-Jr.	San Francisco / International HS
5	Julian Rishwain	G	6-5	190	So.	Los Angeles, Calif. / Notre Dame HS / Boston College
14	Anthony Roy	G	6-3	175	Fr.	Oakland, Calif. / Dublin HS
22	Dzmitry Ryuny	F	6-9	205	Jr.	Minsk, Belarus / Central Park Christian HS
0	Khalil Shabazz	G	6-1	170	R-Jr.	Seattle, Wash. / Rainier Beach HS / Central Washington
31	Jonas Visser	C	6-10	240	So.	Amsterdam, Netherlands / Centre for Sports & Education

### COACHING STAFF

Todd Golden	Head Coach, 2nd season (4th overall)	Saint Mary's, '08
Kevin Hovde	Associate Head Coach, 2nd season (4th overall)	Richmond, '11
Mamadou N'Diaye	Associate Head Coach, 2nd season	Auburn, '11
Vinnie McGhee	Assistant Coach, 2nd season	CSUN, '12

### SUPPORT STAFF

Jonathan Safir	Director of Operations, 3rd season	Vassar, '15
Ralphie Ferrari	Director of Video Operations, 3rd season	San Francisco, '17
Nikki Graham	Associate Athletic Trainer	Illinois State, '09
Victor Lopez	Assistant Strength and Conditioning Coach	Cal State East Bay
Garrett Furubayashi	Graduate Manager	San Francisco, '19

### PRONUNCIATIONS

Khalil Shabazz	Kuh-leel Shu-BAZZ
Jamaree Bouyea	Juh-mar-ee Boo-yay
Justin Bieker	Bee-kerr
Maj Dusanic	My - Do-sahn-ITCH
Josh Kunen	Koo-nenn
Damari Milstead	Duh-mar-ee Mill-sted
Julian Rishwain	rish-wayne
Dzmitry Ryuny	Dimitry Reeve-knee
Jonas Visser	Yo-nuss Viss-err
Taavi Jurkataam	Tah-vee Your-kuh-tamm
Emmanuel Nwabueze	wuh-BWEH-zay
Mamadou N'Diaye	Momma-do In-die-ee

### CLASS BREAKDOWN

<b>SENIORS: (2)</b>	<b>SOPHOMORES: (3)</b>
Jamaree Bouyea	Josh Kunen
Taavi Jurkatamm	Julian Rishwain
	Jonas Visser
<b>JUNIORS: (6)</b>	<b>FRESHMAN: (4)</b>
Trevante Anderson	Justin Bieker
Samba Kane	Maj Dusanic
Damari Milstead	Isaiah Hawthorne
Emmanuel Nwabueze	Anthony Roy
Dzmitry Ryuny	
Khalil Shabazz	

### HOME STATE/COUNTRY

<b>CALIFORNIA: (6)</b>	<b>AUSTRALIA: (1)</b>
Jamaree Bouyea	Josh Kunen
Isaiah Hawthorn	
Damari Milstead	<b>BELARUS: (1)</b>
Emmanuel Nwabueze	Dzmitry Ryuny
Julian Rishwain	<b>ESTONIA: (1)</b>
Anthony Roy	Taavi Jurkatamm
<b>OREGON (1)</b>	<b>NETHERLANDS: (1)</b>
Justin Bieker	Jonas Visser
<b>WASHINGTON: (2)</b>	<b>SENEGAL: (1)</b>
Trevante Anderson	Samba Kane
Kahlil Shabazz	<b>SLOVENIA: (1)</b>
	Maj Dusanic

RADIO/TV ROSTER



**0 Khalil Shabazz**  
R.Jr. • G • 5-9 • 170  
Seattle, Wash.  
Rainier Beach HS  
Central Washington



**1 Jamaree Bouyea**  
Sr. • G • 6-2 • 180  
Seaside, Calif.  
Palma HS



**2 Justin Bieker**  
R.Fr. • G/F • 6-5 • 175  
Portland, Ore.  
Jesuit HS



**3 Isaiah Hawthorne**  
R.Fr. • F • 6-8 • 205  
Tracy, Calif.  
Tracy HS



**5 Julian Rishwain**  
So. • G • 6-5 • 190  
Los Angeles, Calif.  
Notre Dame HS  
Boston College



**10 Josh Kunen**  
So. • F • 6-8 • 210  
Melbourne, Australia  
Centre of Excellence



**11 Damari Milstead**  
R.Jr. • G • 6-2 • 195  
Oakland, Calif.  
Moreau Catholic HS  
Grand Canyon



**12 Trevante Anderson**  
Jr. • G • 6-2 • 185  
Tacoma, Wash.  
Rainier Beach HS




**14 Anthony Roy**  
Fr. • G • 6-3 • 175  
Oakland, Calif.  
Dublin HS




**15 Maj Dusanic**  
Fr. • F • 6-8 • 215  
Ljubljana, Slovenia  
Dream City Christian HS



**22 Dzmityry Ryuny**  
Jr. • F • 6-9 • 205  
Minsk, Belarus  
Central Park Christian HS



**31 Jonas Visser**  
So. • C • 6-10 • 240  
Amsterdam, Netherlands  
Centre for Sports &  
Education Education



**34 Taavi Jurkatamm**  
Sr. • F • 6-9 • 210  
Tallinn, Estonia  
Audentes Sports  
Gymnasium



**43 Samba Kane**  
Jr. • C • 7-0 • 220  
Dakar, Senegal  
Indian Hills CC  
Illinois



**45 Emmanuel Nwabueze**  
R.Jr. • G • 6-3 • 215  
San Francisco, Calif.  
International HS



**Todd Golden**  
Head Coach  
2nd Season/5th overall



**Kevin Hovde**  
Associate Head Coach  
2nd Season/5th overall



**Mamadou N'Diaye**  
Associate Head Coach  
2nd Season



**Vinnie McGhee**  
Assistant Coach  
2nd Season



**Jonathan Safir**  
Director of Operations  
3rd Season

QUICK FACTS & HEAD COACH TODD GOLDEN

UNIVERSITY INFORMATION

Name..... University of San Francisco  
 Location..... 2130 Fulton Street  
 ..... San Francisco, CA 94117-1080  
 Religious Affiliation..... Roman Catholic (Jesuit)  
 Year Founded..... 1855  
 Enrollment..... 10,714  
 President (Yr.)..... Fr. Paul J. Fitzgerald, S.J. (6th)  
 Vice Pres., Business & Finance (Yr.)..... Charlie Cross (20th)  
 Director of Athletics (Yr.)..... Joan McDermott (2nd)

ATHLETICS INFORMATION

Nickname..... Dons  
 Colors..... Green (PMS 3435) & Gold (PMS 123)  
 Conference..... West Coast Conference  
 National Affiliation..... NCAA Division I  
 Arena..... War Memorial at the Sobrato Center  
 Capacity..... 3,006

MEN'S BASKETBALL COACHING STAFF

**Todd Golden**..... Head Coach  
 Second Season (4th overall)..... (Saint Mary's College, '08)  
**Kevin Hovde**..... Associate Head Coach  
 Second Season (4th overall)..... (Richmond, '11)  
**Mamadou N'Diaye**..... Associate Head Coach  
 Second Season..... (Auburn, '11)  
**Vinnie McGhee**..... Assistant Coach  
 Second Season..... (CSUN, )  
**Jonathan Safir**..... Director of Operations  
 Third Season..... (Vassar, '15)  
**Ralphie Ferrari**..... Video Coordinator  
 Second Season..... (San Francisco, '18)

MEN'S BASKETBALL QUICK FACTS

Golden's Record at USF.....27-16  
 Golden's Division I Career Record.....26-16  
 2019-20 Overall Record.....22-11  
 2019-20 WCC Record (Finish).....9-7 (5th)  
 Seasons of Basketball.....94  
 First Season.....1923-24  
 All-Time Record.....1413-1027 (.579)  
 All-Time WCC Record.....537-328 (.621)  
 NCAA Championships (Last).....2 (1956)  
 NCAA Appearances (Last).....16 (1998)  
 NCAA Tournament Record.....21-14  
 NIT Championships.....1 (1949)  
 WCC Reg. Season Titles (Last).....15 (1981)  
 WCC Tournament Titles.....1 (1998)  
 Letterwinners Returning/Lost.....8/4  
 Starter Returning/Lost.....2/3  
 Newcomers.....7 - 4 incoming + 3 redshirts

WEB ADDRESSES/SOCIAL MEDIA

USF.....www.usfca.edu  
 San Francisco Athletics.....www.usfdons.com  
 West Coast Conference.....www.wccsports.com  
 Twitter.....@DonsAthletics  
 .....@USFDonsMBB  
 Instagram.....@USFDonsMBB  
 Facebook.....Facebook.com/USFDonsMBB

HOW TO REFERENCE THE UNIVERSITY

We are the University of San Francisco, established by the Jesuits in 1855 as the first university in San Francisco.

When referencing the school and its teams, please use "The University of San Francisco," "San Francisco," "USF," or "The Dons."

**DO NOT** use "Frisco," "San Fran," "San Francisco University," "SFU" or any other iteration. Also, when referring our women's teams, **DO NOT** use "Lady Dons."

Todd Golden is in his second year as the head coach of the University of San Francisco men's basketball team. In his inaugural season, he guided the Dons to a 22-12 overall finish - tied for the most wins since the program was reinstated in 1985-86.

With the Dons' 22 wins, Golden became just the fourth coach in USF history to win 20 games in his first year on the Hilltop. He joins Kyle Smith (2016-17), Pete Barry (1981-82), and Dan Belluomini (1978-79).

In Golden's first season, the Dons finished the year ranked 74th in the last KenPom rankings and were in the top-100 in both offensive adjusted efficiency (68th) and defensive adjust efficiency - one of just 54 programs in the nation to accomplish this feat.

Golden, 35, was named the 20th head coach of the storied USF program on March, 27, 2019. Prior to being named the Dons' head coach, Golden spent the previous three seasons as the associate head coach under former head coach Kyle Smith. During that time, he served as the Dons' recruiting and defensive coordinator under Smith. Over the last three years, the Dons were routinely one of the nation's better defensive squads. According to the website Kenpom.com, USF turned in three of the best defensive seasons the program has ever seen dating back to 2001.

Prior to joining Smith's staff in 2016, Golden spent two seasons at the Auburn University under head coach Bruce Pearl. Golden joined the Auburn staff as the director of basketball operations for the 2014-15 season and was elevated to an assistant coaching position for the 2015-16 campaign. He worked closely with the

TODD GOLDEN

Head Coach

Saint Mary's College, '09  
 2nd Season at USF  
 2nd Season Overall  
 Career Record 27-16(2nd season)  
 vs. Division I 26-16(2nd season)  
 Overall USF 27-16(2nd season)  
 WCC Games 9-7 (2nd season)  
 Family: Megan (wife), Jake (son), Maddy (daughter).



Tigers' guards and handled all scheduling responsibilities. Golden also took a lead role in analytical and metrics data. Golden spent the 2013-14 season as an assistant coach on Kyle Smith's staff at Columbia where he helped the Lions to a 21-13 mark.

Golden played collegiately at Saint Mary's College in Moraga where he helped the Gaels to a pair of NCAA Tournament appearances. As a senior point guard, he ranked second in the nation with a 3.68 assists-to-turnovers ratio and led the West Coast Conference with a .574 3-point field goal percentage. The lone captain of Saint Mary's 2007-08 team, Golden finished his career as the Gaels' all-time leader in free-throw percentage (.852) and eighth with 269 career assists.

After earning his degree in business administration, Golden played two years professionally for Maccabi Haifa in Israel's top division. In 2009, he was co-captain of the USA Open Team, coached by Bruce Pearl, that won gold at the Maccabiah Games.

Todd is married to the former Megan York, who was a four-year volleyball standout at Saint Mary's and the WCC's Co-Freshman of the Year in 2007.

COACHING EXPERIENCE

2012-13 - Columbia, Director of Basketball Operations  
 2013-14 - Columbia, Assistant Coach  
 2014-15 - Auburn, Director of Basketball Operations  
 2015-16 - Auburn, Assistant Coach  
 2016-19 - USF, Associate Head Coach  
 March 27, 2019 - USF Head Coach

2019-20 NEW HEAD COACHES RECORD

Coach	School	Conference	W	L	W-L%
Casey Alexander	Belmont	OVC	26	7	.788
Mark Pope	BYU	WCC	24	8	.750
*Willie Jones	North Carolina A&T	MEAC	14	5	.737
Darrin Horn	Northern Kentucky	Horizon	23	9	.719
*Eric Henderson	South Dakota State	Summit	22	10	.688
John Brannen	Cincinnati	AAC	20	10	.667
*Carmen Maciariello	Siena	MAAC	20	10	.667
*Dane Fischer	William & Mary	CAA	21	11	.656
<b>*Todd Golden</b>	<b>San Francisco</b>	<b>WCC</b>	<b>22</b>	<b>12</b>	<b>.647</b>

There were 61 new head coaches in Division I last season, Golden had the 9th best winning percentage.

\* - First time head coach



**The Tradition**

WCC Championships.....	15
WCC Tournament Championships.....	1
NCAA Appearances.....	15
NCAA Championships.....	2 (1955, '56)
Final Four Appearances.....	3 (1955, '56, '57)
NIT Appearances.....	6
NIT Championships.....	1 (1949)
All-America Selections.....	18
NBA Draft Selections.....	36
NBA Players.....	23
NBA Championships Won by USF.....	31

**Naismith Hall of Fame Members**

Bill Russell • K.C. Jones • Pete Newell • Phil Woolpert

**National Players of the Year**

Bill Russell (1955, '56)

**National Coaches of the Year**

Phil Woolpert (1955, '56) • Bob Gaillard (1977)

**WCC Players of the Year**

Bill Russell (1955, '56) • Mike Farmer (1957, '58) • Ollie Johnson (1964, '65) • Bill Cartwright (1977, '78, '79) • Quintin Dailey (1981, '82) • Kenyon Jones (2000)

**All-Americans**

Ray Maloney (1929) • Rene Barielles (1930) • Bill Russell (1955, '56) • KC Jones (1956) • Mike Farmer (1958) • Gene Brown (1958) • Ollie Johnson (1965) • Phil Smith (1974) • Bill Cartwright (1977, '78, '79) • Winford Boynes (1977, '78) • James Hardy (1977) • Quintin Dailey (1982) • Wallace Bryant (1982)

**WCC Coaches of the Year**

Phil Woolpert (1955, '56, '57, '58) • Pete Peletta (1963, '64, '65) • Bob Gaillard (1972, '77) • Dan Belluomini (1979) • Pete Barry (1981) • Rex Walters (2014)

**Olympians**

Jimmy Needles, Head Coach (1936) • K.C. Jones, Bill Russell (1956) • Pete Newell, Head Coach (1960)

**NBA Championships**

Joe McNamee, Rochester (1951) • Bill Russell, Boston Player (1957, '59, '60, '61, '62, '63, '64, '65, '66); Boston Head Coach (1968, '69) • K.C. Jones, Boston (Player - 1959, '60, '61, '62, '63, '64, '65, '66); Los Angeles Assistant Coach (1971); Boston Head Coach (1981) • Phil Smith, Golden State (1975) • Eric Fernsten, Boston (1981) • Bill Cartwright, Chicago Player (1991, '92, '93); Chicago Assistant Coach (1997, '98)

**NBA Head Coaches**

Jim Brovelli, Washington (1999) • Bill Cartwright, Chicago (2001-02) • Mike Farmer, Baltimore (1966) • K.C. Jones, Washington (1973-76); Boston (1983-88); Seattle (1990-92) • Bill Russell, Boston (1966-69); Seattle (1973-77); Sacramento (1987-88) • Fred Scolari, Baltimore (1951-52).

**Retired Numbers**

4 • K.C. Jones • 6 • Bill Russell • 17 • Mike Farmer • 20 • Phil Smith • 24 • Bill Cartwright • 31 • Joe Ellis • 32 • Ollie Johnson

**NCAA Championships by School**

UCLA.....	11	Louisville.....	3
Kentucky.....	8	Villanova.....	3
North Carolina.....	6	Cincinnati.....	2
Duke.....	5	Florida.....	2
Indiana.....	5	Michigan State.....	2
North Carolina.....	5	North Carolina State.....	2
Connecticut.....	4	Oklahoma State.....	2
Kansas.....	3	<b>San Francisco.....</b>	<b>2</b>

**NOTABLE**

• **Power Outage:** In the loss at Oregon the Dons saw their program record streak of seven consecutive games with 10 or more 3-point field goals made snapped. The Dons finished 8-for-35 from beyond the arc. USF struggled from Distance going 2-for-14 in the opening half. In the second USF started the period 0-for-8 from distance before warming up to go 6-for-13 down the stretch. The Dons are 0-2 when making less than 10 3-point field goals a game.

• **Hello Old Friend:** When junior Damari Milstead takes the court on Sunday he will be doing it against his old teammates. Milstead, who averages 6.7 points per game for the Dons in his first year in the lineup, played his first two seasons at Grand Canyon. In two years he played in 60 games making 26 starts. He averaged 7.82 points per game - 10.3 his sophomore season.

• **From the Charity Stripe:** The Dons who are know as a jump shooting 3-point team have actually done a great job of getting to the free throw line this year. USF ranks 67th in free throw attempts at 137 - that number is 5th in the WCC. USF's 101 made free throws ranks 56th in the nation. Khalil Shabazz is a big reason for that, the junior is 28-for-33 for the year (.848). Julian Rishwain (.824), Damari Milstead (.857), and Jonas Visser (.800) are all shooting north of 80% from the line.

• **Against the WAC:** Sunday marks just the second time the Dons and GCU have played - and first since GCU joined Division I. Against the current Western Athletic Conference the Dons are 26-7 all-time - most of that coming against Seattle University which used to be part of the WCAC. The Dons are 20-6 against Seattle U. USF is 0-1 against Chicago State, 2-4 against New Mexixo State, 1-0 vs. UT Rio Grand Valley, and 2-1 against Utah Valley. The last WAC opponent for the Dons was a 78-73 win over Utah Valley in the CBI on Mar. 19, 2018.

• **Three-straight by 25 or more:** Prior the loss against Cal, the Dons were in a stretch of three-straight wins by 25 or more after defeating Long Beach State 107-62. After the Dons defeated Cal Poly by 28 it marked the second-consecutive road win by 25 or more. The last time the Dons recorded back-to-back road wins of 25 or more came on Feb. 27 and Mar. 3, 1973 when the Dons defeated LMU and Pepperdine. That Dons team went on to the NCAA Tournament, defeating Long Beach State in the 1st round before falling to UCLA.

• **Building that Resume:** College basketball analyst Andy Katz listed the Dons as one of the teams building a solid post season resume. The Dons own neutral wins over No. 4 Virginia and Towson and back-to-back road blowouts over Nevada and Cal Poly and a home rout of Long Beach State.

• **Junior Class Leads the Way:** The Dons have a loaded junior class - six players in all. This season, USF's third years have accounted for 326 of USF's 693 points, 47.0 of USF's offense. Khalil Shabazz is second on the team with 136 points, Dzmityry Ryuny is third on the team with 97.

**USF's Notable Streaks**

**Winning Streaks**

No.	Began	Ended
*60	vs. Oregon State, 60-34 (12-17-54)	at Illinois, 62-33 (12-17-56)
29	vs. SF State, 125-81 (1976-77)	at Notre Dame, 93-82 (1976-77)
21	vs. Seattle, 60-51 (1957-58)	vs. Seattle, 69-67 (1957-58)
19	vs. LMU 102-67 (1963-64)	vs. UCLA, 76-72 (1963-64)
13	vs. Utah State, 76-66 (1965-66)	vs. Pacific, 88-78 (1965-66)
12	at Nevada, 78-73 (1999-00)	at Gonzaga, 96-73 (1999-00)
11	vs. Oregon State, 66-58 (1964-64)	vs. Arizona, 71-56 (1964-65)
10	vs. Wyoming, 98-66 (1973-74)	vs. Seattle, 62-59 (1973-74)
10	vs. LMU, 74-65 (1975-76)	vs. Seattle, 81-70 (1975-76)
10	vs. Georgia, 92-84 (1981-82)	vs. Rice, 78-66 (1981-82)

**Longest in 2020-21**

3 at Nevada, 85-60 (12/20/20) at California, 70-72 (12/13/14)

**Current**

**Losing Streaks**

No.	Began	Ended
11	vs. Stanford, 69-61 (1950-51)	vs. St. Mary's, 48-44 (1950-51)
9	vs. St. Mary's, 42-38 (1945-46)	vs. Utah, 39-37 (1946-47)
9	vs. San Jose State (1985-86)	vs. Fresno Pacific, 73-41 (1985-86)
8	vs. Stanford, 65-61 (1970-71)	vs. DePaul, 77-57 (1970-71)
8	vs. St. Mary's, 66-49 (1987-88)	vs. San Diego, 79-73 (1987-88)
7	vs. Santa Clara, 86-66 (1968-69)	vs. LMU, 70-61 (1968-69)
7	vs. Santa Clara, 86-59 (1990-91)	vs. San Diego, 89-81 (1990-91)
7	vs. Pepperdine, 79-55 (1994-95)	vs. Pepperdine, 94-92 (1994-95)
7	at New Mexico State, 89-78 (2006-07)	vs. San Diego, 103-102 OT (2006-07)
7	vs. UC Irvine, 72-59 (2007-08)	vs. Portland, 60-59 (2007-08)

**Longest in 2020-21**

2 at California, 72-70 (12/13/20)

**Current**

2 at California, 72-70 (12/13/20)

\* Second longest winning-streak in NCAA history

## 2020-21 USF MEN'S BASKETBALL GAME NOTES

• **Splendid Debut:** Yes, there were no fans in attendance - but transfer guard Damari Milstead dazzled in his debut at War Memorial at the Sobrato Center. The redshirt junior who played his first two years at Grand Canyon finished with a game-high 24 points - one shy of his career-high - going 7-for-11 from the field and 4-for-6 from distance. He also had six assists.

• This year marks year two under head coach Todd Golden. Golden took over for former head coach Kyle Smith who departed for Washington State following three consecutive 20-win seasons. Golden became the fourth head coach in program history to win 20-games in his first season on the Hilltop, joining Smith (2016-17), Pete Barry (1980-81), and Dan Belluomini (1978-78).

• **A head-scratcher:** In the Dons loss at Cal last Sunday, USF shot 46.9 percent from the field (23-for-49). Since Golden and company arrived to the Hilltop the Dons are 55-17 in games they shoot 46% or better - 16-5 since Golden took over.

• **Against The Top-25:** All-time the Dons are 35-99 (.261) against teams in the top-25. Against teams in the top-5 the Dons are now 7-31 all-time (.184). Under Golden, the Dons are now 1-3 against the top-25, with the three previous contests coming against Gonznaga who was ranked No. 2 in all three matchups.

• The Dons return eight letter winners and two starters from last year's team. Gone are graduating seniors Jimbo Lull, Jordan Ratinho, Remu Raitanen and graduate transfer Charles Minlend. The four departing players made up the winningest class since the program was reinstated in 1985-86 and accounted for 10,709 career minutes played and 3,994 points.

• **#TimeToWatchBoueya:** The Dons' floor general is off to a tremendous start. He leads the Dons in points (17.4), assists (37), and steals (12). He ranks in the top-10 in the WCC in points per game (8th), field goal percentage (6th), assists (4th), steals (4th), and assist to turnover ratio (5th). He matches up favorably with other Cousy Watch list guards Colby Ross, Remy Martin and thoroughly outplayed Virginia's guard Kihei Clark who Boueya was matched up against in the Dons upset of No. 4 Virginia.

• **More on Boueya:** Senior guard Jamaree Boueya was named to the annual Preseason All-WCC Team. Boueya finished his junior year averaging 12.2 points per game while grabbing 4.4 rebounds per game and dishing out 3.5 assists per game.

• **Dons Backcourt:** The University of San Francisco is known for its famed front court play - players like Bill Russell, Ollie Johnson, and Bill Cartwright were the catalyst to deep NCAA tournament runs in the past - head coach Todd Golden is hoping that the Dons' very deep backcourt will lead USF back to the Big Dance. The quartet of Boueyeah, Khalil Shabazz and newcomers Damari Milstead and Julian Rishwain have combined to score 405 points - they have accounted for 58.4 percent of the Dons' offense through nine games.

• **Rishwain Getting Comfortable:** The Boston College transfer who was given a waiver to play immediately this season is coming on for the Dons. In seven games he is averaging 7.4 points per game while shooting 37.5 percent from the field. In the last four games he is third on the team, averaging 11.3 ppg, while shooting 46.4% from the field and 36.8% from distance. Against Long Beach State he matched his career-high set against DePaul while at Boston College with 15. Rishwain was 6-for-8 from the floor and 3-for-5 from beyond the arc coming off the bench for the Dons.

• **There's a First Time For Everything:** USF entered this year 15-0 under Golden when tallying more field goals than their opponent. They are now 20-2 in that metric. In both losses this season USF finished with more field goals than their opponent. Against Rhode Island the Dons finished with 25 to the Rams 23. USF is averaging 28.6 field goals per game while their opponents are averaging 21.3 field goals per game.

### Record Breakdown

Category	2020-21	Golden Era
Home	1-0	14-5
Road	2-2	9-8
Neutral	2-2	4-3
vs. Non-Conference	5-4	18-8
vs. WCC	0-0	9-7
Leading at Halftime	4-2	24-6
Trailing at Halftime	1-2	3-10
Tied at Halftime	0-0	0-0
Overtime	0-0	2-1
vs. Top-25 Opponents	1-0	1-3
More Field Goals Than Opponent	5-2	20-2
Fewer Field Goals Than Opponent	0-2	4-10
Field Goals are Equal	0-0	3-4
Better Field Goal Pct.	4-0	19-0
Lesser Field Goal Pct.	1-4	7-15
Field Goal Pct. is Equal	0-0	1-0
More Rebounds Than Opponent	2-2	20-5
Fewer Rebounds Than Opponent	2-2	5-11
Same Rebound Total	1-0	2-0
More Free Throws Than Opponent	1-0	15-2
Fewer Free Throws Than Opponent	4-4	9-13
Same Free Throw Total	0-0	3-1
More 3-Ptrs. Made Than Opponent	5-3	22-11
Fewer 3-Ptrs. Made Than Opponent	0-0	3-3
Same 3-Pt. Total	0-1	2-2
More Turnovers Than Opponent	1-2	9-8
Fewer Turnovers Than Opponent	3-2	16-8
Same Turnover Total	1-0	2-0
More Bench Points Than Opponent	2-1	16-6
Fewer Bench Points Than Opponent	3-3	11-10
Same Bench Point as Opponent	0-0	0-0
Games Decided by 1-5 points	1-1	7-5
Games Decided by 6-10 points	0-2	5-5
Games Decided by 11-15 points	1-1	2-5
Games Decided by 16-20+ points	3-0	13-1
Leading with 5 minutes to play	5-1	25-3
Trailing with 5 minutes to play	0-3	1-12
Tied with 5 minutes to play	0-0	1-1
Score under 50 pts.	0-0	0-2
Scoring 50-69 pts.	1-2	5-7
Scoring 70-79 pts.	1-2	7-6
Scoring 80-89 pts.	2-0	9-1
Scoring 90-99 pts.	0-0	3-0
Scoring 100+	1-0	3-0
November	2-2	9-3
December	3-2	7-5
January	0-0	5-3
February	0-0	4-4
March	0-0	2-1
Sunday	0-2	0-2
Monday	0-0	2-2
Tuesday	0-0	2-2
Wednesday	1-1	2-1
Thursday	2-1	6-5
Friday	2-0	3-1
Saturday	0-0	11-3
vs. America East	0-1	0-1
vs. CAA	1-0	1-0
vs. ACC	1-0	1-0
A-10	0-1	0-1
Mountain West	1-0	2-0
Big West	2-0	5-1
Pac-12	0-2	1-4
WAC	0-0	0-0

## 2020-21 USF MEN'S BASKETBALL GAME NOTES

### SCORING BREAKDOWN

CLASS	PTS	PCT.
Freshman	33	4.8
Sophomores	115	16.6
Juniors	325	47.0
Seniors	219	31.6

SCORING	PTS	PCT.
Starters	457	65.9
Bench	236	34.1

POINTS IN THE PAINT	PTS	APG
USF	248	27.6
Opponents	252	28.0

SECOND CHANCE POINTS	PTS	APG
USF	89	9.9
Opponents	87	9.7

BENCH SCORING	PTS	APG
USF	236	26.2
Opponents	212	23.6

### CRUNCH TIME

FT% LAST 5 MINUTES	PCT.
USF	55.0
Opponents	77.5

FG% LAST 5 MINUTES	PCT.
USF	51.3
Opponents	49.1

3FG% LAST 5 MINUTES	PCT.
USF	46.2
Opponent	46.7

### MISCELLANEOUS

#### OPENING JUMP BALL CONTROLLED

USF	004
Opponents	005

#### SCORED FIRST USF POINTS

Milstead 1, Kane 1, Shabazz 3, Kunen 1, Bouyea 2, Jurkatamm 1,

#### PLAYERS SCORING IN DOUBLE FIGURES

0	1	2	3	4	5 OR MORE
0	0	1	4	4	0

### BY THE NUMBERS

**5:00** The Dons are 25-3 when leading with five minutes to play in the Golden Era.

**6** International players on the roster.

**20** The Dons have won at least 20 games four-straight years - longest since '75-'76 to '81-'82.

**75** Since 2017-18 the Dons have scored 75 or more 72 times - in those contests they are 57-15 (.773%).

**144** Number of points senior guard Jamaree Bouyea needs to become the 39th player with 1,000 career points at USF.

**581** Consecutive games with a 3-point field goal, dating back through the 2002-03 season. It is believed to be longer.

**1413** Number of wins by USF - third most in the WCC, 93rd most in NCAA Division I

- **Double-Double Dima:** Junior forward Dzmitry Ryuny recorded his third career double-double in the win over Cal Poly (15 pts, 10 reb.) Through games played through 12/9 Ryuny ranks third in the nation in double-doubles. Dons had 13 as a team last year, with Jimbo Lull leading the squad with six.

- **On the Glass:** After a slow start in the rebounds department the Dons are back in the plus side of the rebound margin. For the season, USF is +0.1 in rebound margin. The Dons 11th in the nation in total rebounds with 327 - which ranks second in the WCC. They are averaging 36.3 rebounds per game. Leading the team is junior Dzmitry Ryuny who is having a career-year on the glass, averaging 6.6 rebounds per game.

- **Outshooting the Foe:** The Dons improved to 19-0 under Golden when USF posts a better field goal percentage than their opponent. Against Long Beach State the Dons shot 58 percent from the field (40-for-69) their second consecutive game shooting better than 50% from the field. For the year, the Dons are shooting .453percent from the floor (223-for-492) their opponents are shooting .399 percent from the field (174-for-436).

- **Newcomers:** The Dons welcome seven newcomers to the squad this season - three are redshirts in junior transfer Damari Milstead (Moreau Catholic/Grand Canyon), and freshman Isaiah Hawthorn (Tracy HS) and Justin Bieker (Jesuit HS)...new to the squad in 2020-21 will be junior transfer Samba Kane (Indian Hills CC/Illinois), sophomore Julian Rishwain (Notre Dame HS/Boston College), Maj Dusanic (Dream City Christian), and Anthony Roy (Dublin HS).

- **The Losses:** Entering this season, the Dons will have to find away to replace 53.7 percent of their scoring and 48 percent of their rebounding from last season. The four departing players accounted for 1,368 (53.7%) of USF's 2,546 points and 593 (48%) of their 1,234 rebounds.

- **Breakout Candidates:** With the departure of longtime starters Charles Minlend, Jimbo Lull, and Jordan Ratinho the Dons have some excellent candidates for a breakout season. Senior Taavi Jurkatamm looks to get a lot more time at the post. Junior Dzmitry Ryuny is third on the team averaging 10.8 points per game and shooting .423 from the field. Jurkatamm's 6.9 points per game is fourth on the team.

- **40-Under-40:** In what will likely be an annual thing for the next half decade, head coach Todd Golden (35) was named to Seth Davis list of the top-40 most influential people in college basketball under 40 years of age. In a similar article on ESPN.com Golden was named the 11th on a list of young coaches under 40. Last season, Golden was the seventh youngest Division I head coach in 2019-20.

»» CBS Sports College Basketball Insider Jon Rothstein named Golden on his 12-head coaches on the rise in 2020-21.

- **International Flavor:** The Dons have six international players on the roster this season, most since Golden has been on staff. The Dons have had at least three international players on the roster since 2016-17. The six are: Senior Taavi Jurkatamm (Estonia), juniors Dzmitry Ryuny (Belarus) and Samba Kane (Senegal), sophomores Josh Kunen (Australia) and Jonas Visser (Netherlands), and freshman Maj Dusanic (Slovenia). Redshirt freshman guard Justin Bieker claims to be half an Aussie - his mother is Australian and he lived there for a few years when he was younger.

- **Courting California:** While the Dons have looked abroad to bring talent to the Hilltop, USF - while Golden has been on staff has also kept an eye on the talent on local talent. This season, USF will have six players from the Golden State - five on scholarship. It is the most since the 2017-18 team when the Dons had nine players from California on the roster.

## 2020-21 USF MEN'S BASKETBALL GAME NOTES

• Home/Road/Somewhere In Between: Like every team this season, the Dons had to scrap their early non-conference schedule and rebuild their schedule on the fly. All told, the Dons will play five neutral site contests, three home contests and three road contests in non-conference play. The four neutral site contests are the most USF has had in non-conference play since the 2016-17 season. USF opens up the year playing four games in the Mohegan Sun Bubbleville in Uncasville, CT Nov. 25-29. They will then traveled to Reno, Nev. to play Nevada and San Luis Obispo to play Cal Poly. The Dons official "home opener" this year came Thursday against Long Beach State. They will play just one other non-conference home game. USF will also play at Cal on Sunday and at USC next Wednesday before traveling to Las Vegas to play Grand Canyon.

• Three and D: Since Golden came to the Hilltop - USF has employed a style of basketball very popular in the NBA - three point field goals and stingy defense. This season, the Dons rank 3rd in the nation in 3-point field goals per game at 11.4 and 66th in 3-point field goal percentage. According to Kenpom.com the Dons rank 86th in Defensive Adjusted Efficiency at 95.2.

• More from Beyond the Arc: Over the last four years the Dons have posted four of their top-six 3-point shooting seasons in a row. The Dons set the program record for made 3-point field goals in 2016 with 304 and broke it again the following season in 2017-18 with 333.

Season	3FG	3PFA	3FG%	AVG/GM
2020-21	103	275	.375	11.4
2017-18	333	984	.338	8.5
2016-17	304	862	.353	9.2
2019-20	300	899	.334	8.8
2018-19	258	727	.355	8.3
2012-13	249	613	.400	7.9
2011-12	232	655	.354	6.8

• Playing Efficient Ball: Last season, USF was in the top-90 in the nation in offensive adjusted efficiency and defensive adjusted efficiency. The Dons were just one of just 54 programs in the nation to accomplish this feat. USF has routinely finished in the top-125 in both over the last four years.

Year	Adj. Off. (rank)	Adj. Def. (rank)
2020-21	106.5 (65th)	95.2 (86th)
2019-20	108.3 (68)	98.2 (88)
2018-19	112.0 (45)	102.1 (125)
2017-18	102.1 (230)	101.1 (99)
2016-17	102.8 (204)	98.0 (59)

### Game-by-Game Starters

Game	Forward	Forward	Guard	Guard	Guard
vs. UMass Lowell	1Taavi Jurkatamm	Samba Kane	Damari Milstead	Khalil Shabazz	Jamaree Bouyea
vs. Towson	Taavi Jurkatamm	Samba Kane	Damari Milstead	Khalil Shabazz	Jamaree Bouyea
vs. No. 4 Virginia	Taavi Jurkatamm	Samba Kane	Damari Milstead	Khalil Shabazz	Jamaree Bouyea
vs. Rhode Island	Taavi Jurkatamm	Samba Kane	Damari Milstead	Khalil Shabazz	Jamaree Bouyea
at Nevada	?Josh Kunen	Taavi Jurkatamm	Dzmitry Ryuny	Khalil Shabazz	Jamaree Bouyea
at Cal Poly	Josh Kunen	Taavi Jurkatamm	Dzmitry Ryuny	Khalil Shabazz	Jamaree Bouyea
NEVADA			POSTPONED		
LONG BEACH STATE	Josh Kunen	Taavi Jurkatamm	Dzmitry Ryuny	Khalil Shabazz	Jamaree Bouyea
at California	Josh Kunen	Taavi Jurkatamm	Dzmitry Ryuny	Khalil Shabazz	Jamaree Bouyea
at Oregon	Josh Kunen	Taavi Jurkatamm	Dzmitry Ryuny	Khalil Shabazz	Jamaree Bouyea
vs. Grand Canyon					
CAL STATE FULLERTON					
SAN DIEGO					
at Gonzaga					
PEPPERDINE					
at Loyola Marymount					
at Portland					
BYU					
at Santa Clara					
SAINT MARY'S					
at BYU					
at Pacific					
at Pepperdine					
PORTLAND					
GONZAGA					
LOYOLA MARYMOUNT					
at Saint Mary's					
SANTA CLARA					

1: 2-2 | 2: 3-2 |

### Games Played (Record)

Player	2020-21	Career
Khalil Shabazz	9 (5-4)	43 (27-16)
Jamaree Bouyea	9 (5-4)	110 (68-42)
Justin Bieker	3 (3-0)	3 (3-0)
Isaiah Hawthorne	7 (5-2)	7 (5-2)
Josh Kunen	9 (5-4)	43 (27-16)
Damari Milstead	9 (5-4)	9 (5-4)
Samba Kane	9 (5-4)	9 (5-4)
Julian Rishwain	7 (4-3)	7 (4-3)
Trevante Anderson	3 (3-0)	45 (35-10)
Dzmitry Ryuny	9 (5-4)	57 (36-21)
Jonas Visser	9 (5-4)	17 (13-4)
Taavi Jurkatamm	9 (5-4)	89 (56-33)
Emmanuel Nwabueze	1 (1-0)	2 (2-0)

### Games Started (Record)

Player	2020-21	Career
Khalil Shabazz	9 (5-4)	11 (5-6)
Jamaree Bouyea	9 (5-4)	53 (32-20)
Justin Bieker	0	0
Isaiah Hawthorne	0	0
Josh Kunen	5 (3-2)	29 (19-10)
Trevante Anderson	0	0
Dzmitry Ryuny	5 (3-2)	5 (3-2)
Jonas Visser	0	0
Taavi Jurkatamm	8 (5-3)	18 (10-8)
Emmanuel Nwabueze	0	0-0
Samba Kane	4 (2-2)	4 (2-2)
Damari Milstead	4 (2-2)	4 (2-2)

### THE FIVE YEAR PLAN...

	2020-21	2019-20	2018-19	2017-18	2017-16	Total	PTC.
Gonzaga	3-0	31-2	33-4	32-5	37-2	136-13	.913%
Saint Mary's	7-1	26-8	22-12	30-6	29-5	114-32	.775%
BYU	7-2	24-8	19-13	25-11	22-12	97-46	.676%
USF	5-4	22-12	21-10	22-11	20-13	90-51	.645%

The Dons are one of three teams in the WCC to post four-straight 20-win seasons. During that time they have a .648 winning percentage which is fourth best in the conference behind Gonzaga, BYU, and Saint Mary's. The .648 winning percentage over the last four years is the best by USF in any four years since the program was reinstated prior to the 1985-86 season.

### HUSTLE STATS

Charges Drawn	Five Second Violation	Tip-offs (including OT)
Taavi Jurkatamm - 1	Forced by USF - 0	Won by USF - 4
	Forced by Opponent - 0	Won by Opponent - 5
First Sub	10 Second Violation	3-Point Plays
Julian Rishwain - 5	Forced by USF - 0	Jamaree Bouyea - 2
Josh Kunen - 4	Forced by Opponent - 0	Jonas Visser - 1
Dzmitry Ryuny - 2		Damari Milstead - 1
Jonas Visser - 2		
Damari Milstead - 1	Shot-Clock Violations	4-Point Plays
	Forced by USF - 3	Khalil Shabazz - 2
	Forced by Opponent - 1	

## 2020-21 USF MEN'S BASKETBALL GAME NOTES

### 2020-21 LEAD-DEFICIT COMPARISON

OPPONENT	BIGGEST LEAD	BIGGEST DEFICIT	BIGGEST RUN	CHANGES	TIED	LED	TRAILED	RESULT
vs. UMass Lowell	9 (1st)	12 (2nd)	13-0	2	3	13:47	22:52	L, 68-76
vs. Towson	17 (2nd)	6 (1st)	8-0	7	4	23:43	13:59	W, 79-68
vs. No. 4 Virginia	7 (2nd)	8 (1st)	11-0	11	5	14:52	20:49	W, 61-60
vs. Rhode Island	None	17 (2nd)	8-0	0	0	00:00	39:19	L, 71-84
at Nevada	33 (2nd)	2 (1st)	9-0	1	0	32:21	4:22	W, 85-60
at Cal Poly	36 (2nd)	5 (1st)	13-0	1	3	33:26	4:00	W, 88-60
LONG BEACH STATE	45 (2nd)	4 (1st)	12-0	1	1	36:04	2:43	W, 107-62
at California	12 (1st)	2 (2nd)	10-0	1	0	39:20	00:01	L, 72-70
at Oregon	7 (1st)	21 (2nd)	9-0	3	3	9:16	28:37	L, 74-64
vs. Grand Canyon								
CAL STATE FULLERTON								
SAN DIEGO								
at Gonzaga								
PEPPERDINE								
at LMU								
at Portland								
BYU								
at Santa Clara								
SAINT MARY'S								
at BYU								
at Pacific								
at Pepperdine								
PORTLAND								
GONZAGA								
LMU								
at Saint Mary's								
SANTA CLARA								
<b>BIGGEST/MOST</b>	<b>45</b>	<b>17</b>	<b>13-0</b>	<b>15</b>	<b>8</b>	<b>39:20</b>	<b>39:19</b>	
<b>TOTALS</b>						<b>205:49</b>	<b>136:42</b>	

- **Starting Strong:** During the Dons' run of 20-win seasons - the underlying them in all four years was a strong start. Through the first 10 games each year the Dons went a combined 31-9. Last year USF opened up the season 8-2, in 18-19 they were 9-1. Their slowest start since Golden got to the Hilltop a 6-4 start in 2017-18 - the year USF went 22-17 and advanced to the CBI Championship game.
- **Three is the Magic Number:** The Dons were 17-8 last season when they made more 3-point field goals than their opponent. Over the last four years, the Dons are 72-34 when making more shots from beyond the arc than their opponent. They are 5-2 this season.
- **Spreading out the Minutes:** The Dons have a deep bench - and through four games head coach Todd Golden is using them. USF has six players averaging 20 or more minutes per game, another three players averaging more than 10 minutes a game. Only Jamaree Bouyea is averaging 30 minutes or more per contest.
- **The Century Mark:** USF eclipsed the century mark for the first time this season with a 107-62 win over Long Beach State on Thursday. Last season the Dons put 100 on the scoreboard twice - A 101-50 drubbing of Sonoma State on Nov. 5 to begin the year and a 100-70 win over CSU Bakersfield on No. 23. The last time the Dons scored 100 in the same season came in the 2015-16 campaign when USF scored 107 against Portland and 100 vs. Menlo. Prior to that, the last time the Dons put up 100 twice in a season came in the 1994-95 season. USF has scored 100 or more points in a game 82 times going 76-6 in those contests. The first time USF eclipsed the 100 point plateau came on Feb. 1, 1958 when the Dons defeated Pepperdine 100-59 at War Memorial Gym.

### WINS VS. LOSSES

RESULT	FG%	OPP. FG%	3-PT FG%	OPP. 3-PT FG%	FT%	RPG	APG	TOPG	BPG	SPG	PPG	OPP PPG
WIN	49.8	35.6	45.7	25.3	69.1	38.4	17.2	11.6	4.6	7.8	84.0	62.0
LOSSES	38.0	47.3	27.4	31.1	77.9	33.8	10.3	12.5	2.5	5.0	68.2	76.5

## 2020-21 USF MEN'S BASKETBALL GAME NOTES

• **At the Half:** In Golden's first year the Dons were 20-4 when leading at the half - 2-8 when trailing. Over the last four seasons, USF has done an incredible job of finishing off opponents going 74-13 (.845%) when leading at the intermission. The notable losses last year when up at halftime - at Stanford (56-64 after leading 24-18), at Saint Mary's (48-58 after leading 28-25), home against Gonzaga (79-83 after leading 43-35), at Gonzaga (54-71 after leading 31-22).

»» Against UMass Lowell, the Dons blew a four points halftime lead - USF went into the lockerroom up 30-24. This season they are 4-1 when leading at the half.

• **30-Point Plateau:** When Khalil Shabazz went off against BYU Jan. 25 going 10-for-10 from the field and 6-for-6 from beyond the arc he became the first Don since Ronnie Boyce III on Mar. 4 2017. According to CBB Sports Reference Shabazz finished the contest with a game score of 28.3. The highest by a Don in a single game since the 2010-11 season. Game score is a measure created by John Hollinger to give a rough measure of a player's productivity for a single game. The scale is similar to points scored (40 is an outstanding performance, 10 is an average performance, etc.) By comparison - Boyce's 33 point performance against the Broncos was a 20.8. In the season opener against UMass Lowell he did it again going off for 31.

• **Power Couple:** The Dons duo of Khalil Shabazz and Jamaree Bouyea could make a claim for the most dominant backcourt in the WCC this season. The two have combined to score 293 points, averaging 32.5 points per contest. That ranks behind the duo of Gonzaga's Drew Timme/Cory Kispert average 46.6 per contest and Pepperdine's Colby Ross/Kessler Edwards average 39.75 a game.

• **Excel in the Classroom:** For the second-straight year the Dons had five players earn WCC All-Academic Honors last season - with four earning First Team honors - no other team in the conference had more than two. As a team, the Dons boasted a team GPA of 3.24 - 10 players posted a GPA of 3.0 or higher, 7 with a 3.5 or higher and 2 with a 4.0.

• **Home cooking:** War Memorial at the Sobrato Center opened up in the 1958-59 season, making it the oldest facility in the WCC, the cozy space currently holds 3,006 fans which will increase when the current Sobrato Club is finished. All-time, the Dons are 543-245 (.689) at home. Over the last four years, the Dons are 54-18 (.746) at home - in the Golden Era the Dons are 13-5 (.706) at home.

• **Rothstein Likes Kunen:** CBS Sports College Basketball Insider likes what he sees from the Dons' sophomore. He named Kunen one of his 20 under-the-radar breakout candidates for 2020-21. Kunen played in 34 games starting 24 - the Dons were 16-8 in games he started. »» In the loss to Rhode Island he played a career-high 38 minutes. Through six games he is averaging 5.5 points per game and 4.7 rebounds per game. He is shooting .522 from the field and .700 (7-for-10) from beyond the arc.

• **Blue Ribbon Grades:** In the annual college basketball bible - the Blue Ribbon College Basketball Yearbook the Dons were given strong grades. USF got an A for their backcourt, B for bench and frontcourt and an A- for their intangibles. USF's A grade for the frontcourt puts them with Gonzaga (A+) and Pepperdine (A) as the top graded backcourts in the WCC heading into 2020-21.

### POINTS PER POSSESSION

	OFF PPP	DEF PPP
vs. UMass Lowell	0.94	1.06
vs. Towson	1.22	1.05
vs. No. 4 Virginia	0.98	0.97
vs. Rhode Island	0.92	1.09
at Nevada	1.16	0.82
at Cal Poly	1.14	0.78
LONG BEACH STATE	1.37	0.79
at California	1.08	1.11
at <sup>RV</sup> Oregon	0.90	1.04
vs. Grand Canyon	0.00	0.00
CAL STATE FULLERTON	0.00	0.00
SAN DIEGO	0.00	0.00
at Gonzaga	0.00	0.00
PEPPERDINE	0.00	0.00
at Loyola Marymount	0.00	0.00
at Portland	0.00	0.00
BYU	0.00	0.00
at Santa Clara	0.00	0.00
SAINT MARY'S	0.00	0.00
at BYU	0.00	0.00
at Pacific	0.00	0.00
at Pepperdine	0.00	0.00
PORTLAND	0.00	0.00
GONZAGA	0.00	0.00
LOYOLA MARYMOUNT	0.00	0.00
at Saint Mary's	0.00	0.00
SANTA CLARA	0.00	0.00

**OVERALL --**  
**USF offensive high 1.37 vs. Long Beach State**  
**USF offensive low 0.92 vs. Rhode Island**  
**USF WCC offensive high --**  
**USF WCC offensive low --**

**Opponent offensive high 1.11 by California**  
**Opponent offensive low 0.78 by Cal Poly**  
**Opponent WCC offensive high --**  
**Opponent WCC offensive low --**

### CLUTCH FREE THROWS

Free-throw totals during a single-digit game with 5:00 to play or OT.

Player	FTs	Pct
Khalil Shabazz	2-3	.667
Damari Milstead	1-2	.500
Josh Kunen	0-1	.000
<b>USF</b>	<b>3-6</b>	<b>.500</b>

### LINEUP COMPARISON

Most Frequent Lineups	Total Minutes	Points For	Points Against	+/-	+/- Per 40 min.
Shabazz, Bouyea, Jurkatamm, Kunen, Ryuny	59:13	106	77	+29	+19.59
Shabazz, Bouyea, Milstead, Jurkatamm, Kane	20:38	36	43	-7	-13.57
Bouyea, Milstead, Jurkatamm, Kunen, Ryuny	19:21	32	33	-1	-2.07
Bouyea, Milstead, Jurkatamm, Ryuny, Visser	14:52	39	21	+18	+48.43
Shabazz, Bouyea, Kunen, Ryuny, Visser	10:45	21	20	+1	+3.72
Shabazz, Bouyea, Jurkatamm, Kane, Ryuny	10:15	12	24	-12	-46.83
Shabazz, Bouyea, Kane, Kunen, Ryuny	9:36	18	16	+2	+8.33
Bouyea, Milstead, Jurkatamm, Kane, Ryuny	8:20	16	10	+6	+28.80
Hawthorne, Bieker, Anderson, Roy, Dusanic	7:54	15	23	-8	-40.51
Bouyea, Milstead, Jurkatamm, Kane, Rishwain	7:28	11	15	-4	-21.43

## 2020-21 USF MEN'S BASKETBALL GAME NOTES

### The Last Time...

#### A Team Scored 100+ Points In a Game

USF vs. Long Beach State W - 107-62 12/10/20  
Opp. at Loyola Marymount, L - 87-103 2/20/16

#### A Scored 50 or Few Points In a Game

USF at No. 13 Saint Mary's, L - 43-79 2/1/18  
Opp. vs. Sonoma State, W, 101-50 11/5/18

#### A Team Scored 90+ Points at War Memorial at the Sobrato Center

USF vs. Long Beach State, 107 - W, 107-62 12/10/20  
Opp. by San Diego, 91 - L, 90-91 (OT) 2/28/18

#### The Dons Played a Ranked Opponent

Last vs. No. 4 Virginia, W, 61-60 11/27/20  
Last USF Win vs. No. 4 Virginia, W, 61-60 11/27/20

#### The Dons Played in an Overtime Game

USF Win vs. Pepperdine - W, 63-61 2/20/20  
USF Loss vs. Harvard, L 81-84 12/30/19

#### A Team Had 5+ Players Score in Double Figures

USF vs. Portland - W, 81-65 (Boueya, Lull, Ratinho, Shabazz, Kunen) 2/27/20  
Opp. No. 2 Gonzaga, L - 79-83 (Timme, Petrushev, Kispert, Ayayi, Glider) 2/1/20

#### A Team Won By 20+ Points

USF vs Long Beach State, W - 107-62 (45) 12/10/20  
Opp. at No. 4 Gonzaga, L - 62-92 (30) 2/7/18

#### A Team Shot 60% FG In A Game (Min. 10)

USF vs. BYU - .636 (35-55) - W 1/19/19  
Opp. vs. Gonzaga - .610 (36-59) - L 1/5/17

#### A Team Shot 30% or Worse In A Game (Min. 10)

USF vs. Pacific - 27.6 (16-58) - L 2/6/20  
Opp. by Long Beach State - 29.2 (19-64) - W 12/10/20

#### A Team Made 10 or More 3-PT FG In A Game

USF vs. Long Beach State - 18 (18-33) - W 12/10/20  
Opp. by Portland - 12 - (12-24) - W 2/27/20

#### A Team Did Not Make a 3-PT FG In A Game

USF Unknown - prior to 2002-03 season  
Opp. Unknown - prior to 2010-11 season

#### A Team Shot 60% 3-Point FG In A Game (min. 10)

USF at Cal Poly - 63.6 (14-22) 12/4/20  
Opp. by Eastern Washington - .640 (13-20) 11/27/16

#### A Team Made 20+ Free Throws In A Game

USF vs. UC Davis - 22 (22-29) - W 12/21/19  
Opp. 20 (20-28) by Long Beach State - W 12/10/20

#### A Team Made Five or Fewer Free Throws In A Game

USF at Saint Mary's 1 - (1-for-2) - L 1/23/20  
Opp. by Pepperdine - 4 (4-for-6) - W 2/22/20

#### A Team Attempted 40 Plus Free Throws In A Game

USF vs. Portland - 40 (26-40) - W 12/31/15  
Opp. by UMass Lowell - 41 (27-41) - L 11/25/20

#### A Team Shot 90% Or Better From the Free Throw Line (Min. 10)

USF vs. BYU - .909 (10-11) - W 1/25/20  
Opp. by UC Davis - .917 (22-24) 12/21/19

#### A Team Shot 40% or Worse From the Free Throw Line

USF at Portland - .286 (4-14) 2/16/19  
Opp. by Delaware State - .384 (5-13) 11/29/15

#### A Team Had 30+ Defensive Rebounds In A Game

USF vs. Long Beach State - 41 - W 12/10/20  
Opp. 36 by Rhode Island - L 11/29/20

#### A Team Had 50+ Total Rebounds In A Game

USF vs. Long Beach State - 51 - W 12/10/20  
Opp. by Pacific - 51 - L 2/6/20

#### A Team Had 20+ Offensive Rebounds In A Game

USF vs. Florida Gulf Coast - 23 - L 11/25/14  
Opp. by Illinois State - 21 - W 12/23/16

#### A Team Had 20+ Assists In A Game

USF vs. Long Beach State - 21 - W 12/10/20  
Opp. by BYU - 26 - L 2/08/20

#### A Team Had 20+ Turnovers In A Game

USF at Cal Poly - 20 - W 12/4/20  
Opp. by Harvard - 21 - L 12/30/19

#### A Team Had 10+ Steals In A Game

USF at Cal Poly - 11 - W 12/4/20  
Opp. by Cal Poly - 13 12/4/20

#### A Team Had 10+ Blocks In A Game

USF vs. Santa Clara - 12 - W 1/9/20  
Opp. by Gonzaga - 10 - L 2/7/19

#### A Team Won on a Last Second Shot

USF by USF: 00:11 - vs. Nevada 12/23/17  
Opp. by Cal: 00:01 - at Cal 12/13/20

#### A Player Scored 40 or More

USF Tim Owens - 45 vs. LMU - 3/2/91  
Opp. Roberto Gallinat (Pacific) - 41 2/22/18

#### A Player Scored 30 or More

USF Khalil Shabazz - 31 vs. UMass Lowell - 11/25/20  
Opp. Yoeli Childs (BYU) - 32 2/08/20

#### Two Players Scored 20 or More

USF K. Shabazz (32), J. Boueya (23) vs. BYU - 1/25/20  
Opp. I. Pineiro (28), I. Wright (24) vs. San Diego - 2/28/19

#### A Player Made 10+ Field Goals in a Game

USF 10 - J. Boueya/K. Shabazz vs. BYU - 1/25/20  
Opp. 11 - Jordan Bell by LMU - 2/29/20

#### A Player Shot 80% Or Better (Min. 10)

USF Khalil Shabazz (10-10) 1.000 vs. BYU - 1/25/20  
Opp. Isaiah Wright (9-10) .900 San Diego 2/28/19

#### A Player Made 5+ 3-PT FG In A Game

USF Dzmityry Ryuny (5-7) at Cal Poly (12/4/20)  
Opp. Eric Cooper, Jr. 5 (5-8) Pepperdine 2/14/19

#### A Player Attempted 10+ 3-PT FG In A Game

USF Khalil Shabazz 10 (5-10) vs. Sonoma State 11/5/19  
Opp. Colbey Ross - 12 (4-12) Pepperdine 2/22/20

#### A Player Shot 80% or better from 3-PT (Min. 5)

USF Khalil Shabazz - 1.000 (6-6) vs. BYU - 1/25/20  
Opp. Killian Tillie - 1.000 (6-6) Gonzaga 3/5/18

#### A Player Made 10+ Free Throws In A Game

USF Frankie Ferrari - 10 (10-11) vs. Santa Clara 2/9/19  
Opp. Fatts Russell - 11 (11-11) Rhode Island 11/29/20

#### A Shot 90% or Better From Free Throw (Min. 10)

USF Frankie Ferrari - .909 (10-11) vs. Santa Clara (2/21/19)  
Opp. Fatts Russell - 1.000 (11-11) URI (11/25/20)

#### A Player Recorded 10+ Rebounds In A Game

USF Dzmityry Ryuny - 10 at Cal Poly (12/4/20)  
Opp. Antwan Walker - 10 URI 11/25/20

#### A Player Record 15+ Rebounds In A Game

USF Jimbo Lull - 15 vs. Stanford 12/22/18  
Opp. Jahlil Tripp - 20 by Pacific 2/6/20

#### Two Players with 10 or More Rebounds In A Game

USF J. Lull (14), C. Minlend (10) at SCU 2/13/20  
Opp. Ke. Edwards (11)/Ka. Edwards (10) by Pepp. 2/22/20

#### A Player Recorded 5+ Offensive Rebounds In A Game

USF Charles Minlend - 8 at Gonzaga 2/20/20  
Opp. Jahlil Tripp - 6 by Pacific 3/7/20

#### A Player Recorded 10 or more Assists In A Game

USF Frankie Ferrari - 10 vs. Sonoma State 11/12/18  
Opp. KJ Feagin - 10 at Santa Clara 2/3/18

#### A Player Recorded 5 or More Steals In A Game

USF Khalil Shabazz - 6 at Gonzaga 2/20/20  
Opp. Ryan Woolridge - 5 Gonzaga 2/20/20

#### A Player Recorded 5 or More Blocks In A Game

USF Jamaree Boueya - 5 vs. Santa Clara 1/9/20  
Opp. Namdi Okonkwo - 5 at Pacific 2/22/18

#### Double-Double By A Player In A Game

USF Dzmityry Ryuny (15 pts, 10 reb.) at Cal Poly 12/4/20  
Opp. Wantwan Walker (14pts, 10 reb.) URI 11/29/20

#### Two Players With A Double-Double In A Game

USF J. Lull (16 pts, 14 reb)/C. Minlend (11 pts, 10 reb.) at SCU 2/13/20  
Opp. J. Landale (21 pts, 11 reb)/D. Pineau (14 pts, 12 reb) vs. SMC 1/7/17

#### Triple Double By A Player In A Game

USF Unknown - prior to 2010-11  
Opp. Kyle Collingsworth (12 pts, 12 reb, 10 ast) BYU 1/3/15

### WHAT IS A "DON"

"Don" is an acronym for **De Origen Noble**, which translates to "of noble origin" and is a Spanish title given only to a noble person of political, social or official distinction. The name references the early history of California and San Francisco, which was marked by the exploits of the adventure-some and swashbuckling Spanish Dons. All USF students and alumni are of noble origin who share in the long passion for learning in order to better understand the past, clarify the present and anticipate the future. Thus, we are proud to call ourselves the Dons. USF's mascot is named **Don Francisco**, in honor of **Don Francisco de Haro**, the first mayor of San Francisco.



# KHALIL SHABAZZ (Kuh-leel Shu-BAZZ like razz)

R-Junior • Guard • 6-1 • 170 • Seattle, Wash. • Rainier Beach HS • Central Washington

## SEASON STATS

PPG	RPG	APG	FG%	3FG%	FT%
15.1	3.6	2.0	.355	.328	.848

## LAST GAME at Oregon (12/17/20)

MIN	PTS	REBS	ASTS	BLKS	STLS
25	11	4	2	0	2

Second on the team in points and points per game...is six points shy of scoring his 500th point at USF...ranks 4th in the nation in 3-point field goal attempts with 59 he is tied for 15th with 21 made 3-point field goals...the Dons closer - leas the Dons in points (25), field goal percentage (.500), and 3-point percentage (.545) in the final five minutes.

### Career Honors

- GNAC Freshman of the Year (2017-18)
- GNAC Honorable Mention Team (2017-18)

### Season Highs

Points	31	vs. UMass Lowell (11/25/20)
Minutes	31	at Cal (12/13/20)
Field Goals Made	10	vs. UMass Lowell (11/25/20)
Field Goal Attempts	20	vs. UMass Lowell (11/25/20)
3-Point Field Goals Made	4	at Cal (12/13/20)
3-Point Field Goal Attempts	12	vs. URI (11/29/20)
Free Throws Made	8	vs. UMass Lowell (11/25/20)
Free Throw Attempts	8	vs. UMass Lowell (11/25/20)
Rebounds	6	at Nevada (12/2/20)
Assists	4	2x, last at Cal Poly (12/4/20)
Blocks	--	--
Steals	3	at Cal Poly (12/4/20)

### Career Highs (\*Central Washington)

Points	32	vs. BYU (11/25/20)
Minutes	*39	vs. Saint Martin's (03/01/18)
Field Goals Made	10	3x, last vs. UMass Lowell (11/25/20)
Field Goal Attempts	20	2x, last vs. UMass Lowell (11/25/20)
3-Point Field Goals Made	6	2x, last BYU (11/25/20)
3-Point Field Goal Attempts	12	vs. URI (11/29/20)
Free Throws Made	*9	vs. Hawaii-Hilo (11/17/17)
Free Throw Attempts	*11	vs. Hawaii-Hilo (11/17/17)
Rebounds	*13	vs. Saint Martin's (03/01/18)
Assists	*7	Alaska (01/13/18)
Blocks	1	vs. Portland (2/27/20)
Steals	6	at No. 2 Gonzaga (2/20/20)

### Miscellaneous (\*at Central Washington)

	*Fr.	RSo.	RJr.	Car
Double-Double	1	1	--	2
10+ Points	19	17	7	44
20+ Points	10	1	3	14
30+ Points	0	1	1	2
5+ Rebounds	15	8	2	25
10+ Rebounds	1	1	--	2
5+ Assists	1	1	--	2
3+ 3PT FG	7	10	5	22
3+ Steals	13	5	1	19
2+ Blocks	0	0	--	0
Led Team in Pts	10	3	1	14
Led Team in Reb.	1	0	--	1
Led Team in Ast.	0	4	1	5
Led Team in Steals	-	10	--	10

### Game-by-Game Totals

Game	Min	FG-FGA	PCT	3PT-A	PCT	FT-A	PCT	O-D-T	PF	A	TO	BLK	ST	TP
vs. UMass Lowell	30	10-20	.500	3-10	.300	8-8	1.000	0-1-1	3	0	1	0	1	31
vs. Towson	29	2-11	.182	1-6	.166	0-0	.000	0-3-3	3	1	1	0	1	5
vs. No. 4 Virginia	27	5-11	.455	3-4	.750	1-1	1.000	1-4-5	1	1	1	0	0	14
vs. Rhode Island	27	5-20	.250	3-12	.250	2-3	.667	2-1-3	4	1	1	0	1	15
at Nevada	26	6-13	.462	4-9	.444	6-8	.750	0-6-6	1	4	1	0	1	22
at Cal Poly	24	4-8	.500	1-4	.250	2-2	1.000	0-3-3	2	4	1	0	3	11
LONG BEACH STATE	26	2-12	.167	2-8	.250	0-0	.000	1-2-3	0	2	0	0	3	6
at California	31	6-12	.500	4-5	.800	5-6	.833	1-3-4	1	3	3	0	0	21
at Oregon	25	3-13	.231	1-9	.111	4-5	.800	1-3-4	3	2	1	0	2	11
vs. Grand Canyon														
SAN DIEGO														
at Gonzaga														
PEPPERDINE														
at Loyola Marymount														
at Portland														
BYU														
at Santa Clara														
SAINT MARY'S														
at BYU														
at Pacific														
at Pepperdine														
PORTLAND														
GONZAGA														
LOYOLA MARYMOUNT														
at Saint Mary's														
SANTA CLARA														

### FAST FIVE...

- 1) Khalil, and his brother, Shadeed (who also attended Rainier Beach), have totaled five state championships, which is the most in state history between brothers.
- 2) His name means "Friend" in Arabic - he has friend tattooed on his neck.
- 3) Says his favorite movie is the animated feature Boss Baby
- 4) If he could travel anywhere he would want to go to Santorini, Greece.
- 5) Loves photography, shoes and tattoos. Hopes to one day cover most of his body in tattoos.

### GOLDEN ON SHABAZZ...

"Khalil Shabazz should be a monster for us - with Jamaree Bouyea, Damari Milstead and Khalil - those are three guys I never want to take off the floor. With Khalil, the only guy that was able to guard him a lot of the time last year was me. I played him 20 minutes a game. Now he should be getting up 30 minutes a game. He's one of those guys when he's out on the court he's gonna score

## CAREER YEAR-BY-YEAR STATISTICS (\*at Central Washington)

Year	GP	GS	Min	Avg	FG	FGA	Pct	3FG	3FGA	Pct	FT	FTA	Pct	Off	Def	Tot	Avg	PF	FO	Ast	TO	Blk	Stl	Pts	Avg
*2017-18	26	24	728	28.0	136	304	.447	41	98	.418	86	110	.782	26	107	133	5.1	68	0	84	62	0	60	399	15.3
2019-20	34	2	712	20.9	116	279	.416	63	170	.371	63	83	.759	21	81	102	3.0	83	3	49	40	1	56	358	10.5
2020-21	9	9	244	27.1	43	120	.358	22	68	.324	28	33	.848	5	26	31	3.4	18	0	18	11	0	12	136	15.1
<b>TOTAL USF</b>	<b>43</b>	<b>11</b>	<b>955</b>	<b>22.2</b>	<b>159</b>	<b>399</b>	<b>.398</b>	<b>85</b>	<b>238</b>	<b>.357</b>	<b>91</b>	<b>116</b>	<b>.784</b>	<b>26</b>	<b>107</b>	<b>133</b>	<b>3.1</b>	<b>101</b>	<b>3</b>	<b>67</b>	<b>51</b>	<b>1</b>	<b>68</b>	<b>494</b>	<b>11.5</b>
<b>CAREER</b>	<b>69</b>	<b>35</b>	<b>1686</b>	<b>24.4</b>	<b>295</b>	<b>704</b>	<b>.419</b>	<b>126</b>	<b>335</b>	<b>.376</b>	<b>177</b>	<b>226</b>	<b>.783</b>	<b>53</b>	<b>214</b>	<b>267</b>	<b>3.9</b>	<b>169</b>	<b>3</b>	<b>151</b>	<b>113</b>	<b>1</b>	<b>128</b>	<b>893</b>	<b>12.9</b>



# JAMAREE BOUYEA (Juh-mar-ee BOO-yay)

Senior • Guard • 6-1 • 180 • Seaside, Calif. • Palma HS

## SEASON STATS

PPG	RPG	APG	FG%	3FG%	FT%
17.4	2.8	4.1	.555	.450	.739

## LAST GAME at Oregon (12/17/20)

MIN	PTS	REBS	ASTS	BLKS	STLS
33	10	2	4	0	1

Is leading the Dons in points, and points per game at 157 and 17.4...is 144 points away from becoming the 38th player in USF history to score 1,000 points...tallied a career-high 24 points in the loss at Cal - also tied his career-high with 10 field goals made and 17 field goals attempted...ranks seventh in the WCC in points per game, leads the conference in total points...he is sixth in field goal percentage, and third in total assists (33) and fourth in assists per game.

### Career Honors

- 10 games from top-10 for career games played
- 144 points from 1,000 career points
- Preseason All-WCC (2020-21)
- All-WCC Honorable Mention (2019-20)

### Season Highs

Points	24	at Cal (12/13/20)
Minutes	38	vs. URI (11/29/20)
Field Goals Made	10	vs. Cal (12/13/20)
Field Goal Attempts	17	2x, last at Cal (12/13/20)
3-Point Field Goals Made	4	vs. Long Beach State (12/10/20)
3-Point Field Goal Attempts	8	vs. URI (11/29/20)
Free Throws Made	5	2x, last vs. Towson (11/26/20)
Free Throw Attempts	7	vs. Towson (11/26/20)
Rebounds	3	vs. Towson (11/26/20)
Assists	6	2x, last vs. No. 4 Virginia (11/27/20)
Blocks	--	--
Steals	2	3x, last vs. No. 4 Virginia (11/27/20)

### Career Highs

Pts.	24	at Cal (12/13/20)
Minutes	43	vs. Harvard (12/30/19)
FGs Made	10	2x, last at Cal (12/13/20)
Field Goal Attempts	17	2x, last at Cal (12/13/20)
3-Point Field Goals Made	4	2x, at LBSU (12/10/20)
3-Point Field Goal Attempts	8	vs. URI (11/29/20)
Free Throws Made	5	3x, last vs. Towson (11/26/20)
Free Throw Attempts	7	2x, vs. Towson (11/26/20)
Rebounds	11	Yale (11/11/19)
Assists	8	CSU Bakersfield (11/19/19)
Blocks	5	vs. Santa Clara (1/9/20)
Steals	5	at San Diego (1/30/20)

### Miscellaneous

	Fr.	So.	Jr.	Sr.	Car
Double-Double	0	0	1	--	1
10+ Points	1	5	20	9	35
20+ Points	0	0	2	3	5
30+ Points	0	0	0	--	0
5+ Rebounds	3	6	14	--	23
10+ Rebounds	0	0	1	--	1
5+ Assists	0	0	9	2	11
3+ 3PT FG	1	0	3	4	8
3+ Steals	2	4	8	1	15
2+ Blocks	2	3	5	--	10
Led Team in Pts	0	1	7	5	13
Led Team in Reb.	1	1	2	--	2
Led Team in Ast.	2	1	18	5	26

### Game-by-Game Totals

Game	Min	FG-FGA	PCT	3PT-A	PCT	FT-A	PCT	O-D-T	PF	A	TO	BLK	ST	TP
vs. UMass Lowell	34	5-10	.500	0-2	.000	5-6	.833	1-1-2	5	4	4	0	2	15
vs. Towson	33	7-12	.583	1-4	.250	5-7	.714	0-3-3	1	6	2	0	2	20
vs. No. 4 Virginia	35	8-15	.533	3-6	.500	0-0	.000	0-3-3	2	6	0	0	2	19
vs. Rhode Island	38	8-17	.471	3-8	.375	3-3	1.000	2-2-4	2	5	2	0	0	22
at Nevada	28	5-11	.455	1-4	.250	0-0	.000	0-2-2	2	2	3	0	3	11
at Cal Poly	23	7-10	.700	2-3	.667	2-3	.667	1-0-1	0	5	1	0	1	18
LONG BEACH STATE	21	7-10	.700	4-4	1.000	0-0	.000	0-4-4	2	2	3	0	1	18
at California	37	10-17	.588	3-7	.429	1-3	.333	1-3-4	1	3	2	0	0	24
at Oregon	33	4-8	.500	1-2	.500	1-1	1.000	0-2-2	2	4	3	0	1	10
vs. Grand Canyon														
SAN DIEGO														
at Gonzaga														
PEPPERDINE														
at Loyola Marymount														
at Portland														
BYU														
at Santa Clara														
SAINT MARY'S														
at BYU														
at Pacific														
at Pepperdine														
PORTLAND														
GONZAGA														
LOYOLA MARYMOUNT														
at Saint Mary's														
SANTA CLARA														

### FAST FIVE...

- 1) Born Jan 1, 1998
- 2) Parents are Lawanda and Stanislaus.
- 3) Has two brothers, Keevin and Jonquis, his brother Jonquis played basketball at Cal State Monterey Bay.
- 4) Favorite football team is the Miami Dolphins because of Jarvis Landry - stayed with the Dolphins even after Landry signed with the Browns.
- 5) Favorite NBA player is LeBron James - his favorite basketball show is the Kobe V.

### GOLDEN ON BOUYEA...

"I love Jamaree Bouyea. He's an incredible kid and will have a great year for us. Last year, I just kind of game him the keys to the car," Golden says, "like, 'Hey, bud we need you 32 minutes a game. You're gonna be playing point guard the whole time and you're gonna be guarding the best perimeter player on the other side.' And that was a lot. And to his credit, he had some peaks and some valleys, but overall he did a wonderful job. I think just having that experience under his belt will give him even more confidence going in to this year."

## CAREER YEAR-BY-YEAR STATISTICS

Year	GP	GS	Min	Avg	FG	FGA	Pct	3FG	3FGA	Pct	FT	FTA	Pct	Off	Def	Tot	Avg	PF	FO	Ast	TO	Blk	Stl	Pts	Avg
2017-18	36	10	481	13.4	33	101	.327	9	39	.231	15	22	.682	9	51	60	1.7	41	0	33	28	10	25	90	2.5
2018-19	31	0	714	23.0	70	150	.467	19	62	.306	34	52	.654	5	96	101	3.3	48	1	40	29	15	27	193	6.2
2019-20	34	34	1122	33.0	162	329	.492	39	126	.310	53	79	.671	21	130	151	4.4	59	0	120	73	21	55	416	12.2
2020-21	9	9	282	31.3	61	110	.555	18	40	.450	17	23	.739	5	19	24	2.7	17	1	38	20	0	13	157	17.4
<b>TOTAL</b>	<b>110</b>	<b>53</b>	<b>2602</b>	<b>23.7</b>	<b>326</b>	<b>690</b>	<b>.472</b>	<b>85</b>	<b>267</b>	<b>.318</b>	<b>119</b>	<b>176</b>	<b>.676</b>	<b>40</b>	<b>296</b>	<b>336</b>	<b>3.1</b>	<b>165</b>	<b>2</b>	<b>231</b>	<b>150</b>	<b>46</b>	<b>120</b>	<b>856</b>	<b>7.8</b>



# JUSTIN BIEKER (BEE-kerr)

R-Freshman • Guard/Forward • 6-5 • 175 • Portland, Ore. • Jesuit HS

## SEASON STATS

PPG	RPG	APG	FG%	3FG%	FT%
0.7	1.7	0.33	.500	.000	.000

## LAST GAME vs. Long Beach State (12/10/20)

MIN	PTS	REBS	ASTS	BLKS	STLS
4	0	5	0	0	0

Made his collegiate debut against the Wolf Pack on Wednesday...scored his first collegiate bucket against Cal Poly on Friday...Used his redshirt last season...a three-time letter winner for Jesuit High School, in his senior season he led the Crusaders to a 6A State Championship...he led the team in every statistical category including field goal percentage, 3-point field goal percentage, points, rebounds, steals, assists, and blocks shots...that season he averaged 18 points and seven rebounds per game...named the Oregon 6A State Tournaments "Most Outstanding Player" by blog Max Hoops.

### Career Honors

#### Season Highs

Pts.	2	at Cal Poly (12/4/20)
Minutes	7	at Cal Poly (12/4/20)
FGs Made	1	at Cal Poly (12/4/20)
Field Goal Attempts	2	at Cal Poly (12/4/20)
3-Point Field Goals Made	--	--
3-Point Field Goal Attempts	1	at Cal Poly (12/4/20)
Free Throws Made	--	--
Free Throw Attempts	--	--
Rebounds	5	vs Long Beach State (12/10/20)
Assists	1	at Cal Poly (12/4/20)
Blocks	--	--
Steals	--	--

#### Career Highs

Pts.	2	at Cal Poly (12/4/20)
Minutes	7	at Cal Poly (12/4/20)
FGs Made	1	at Cal Poly (12/4/20)
Field Goal Attempts	2	at Cal Poly (12/4/20)
3-Point Field Goals Made	--	--
3-Point Field Goal Attempts	1	at Cal Poly (12/4/20)
Free Throws Made	--	--
Free Throw Attempts	--	--
Rebounds	5	vs Long Beach State (12/10/20)
Assists	1	at Cal Poly (12/4/20)
Blocks	--	--
Steals	--	--

### Miscellaneous

	Fr.	Car
Double-Double	--	--
10+ Points	--	--
20+ Points	--	--
30+ Points	--	--
5+ Rebounds	1	1
10+ Rebounds	--	--
5+ Assists	--	--
3+ 3PT FG	--	--
3+ Steals	--	--
2+ Blocks	--	--
Led Team in Pts	--	--
Led Team in Reb.	--	--
Led Team in Ast.	--	--
Led Team in Steals	--	--
Led Team in Blocks	--	--

### Game-by-Game Totals

Game	Min	FG-FGA	PCT	3PT-A	PCT	FT-A	PCT	O-D-T	PF	A	TO	BLK	ST	TP
vs. UMass Lowell							DNP							
vs. Towson							DNP							
vs. No. 4 Virginia							DNP							
vs. Rhode Island							DNP							
at Nevada	4	0-0	.000	0-0	.000	0-0	.000	0-0-0	0	0	1	0	0	0
at Cal Poly	7	1-2	.500	0-1	.000	0-1	.000	0-0-0	1	1	0	0	0	2
LONG BEACH STATE	4	0-0	.000	0-0	.000	0-0	.000	0-5-5	2	0	0	0	0	0
at California							DNP							
at Oregon							DNP							
vs. Grand Canyon														
SAN DIEGO														
at Gonzaga														
PEPPERDINE														
at Loyola Marymount														
at Portland														
BYU														
at Santa Clara														
SAINT MARY'S														
at BYU														
at Pacific														
at Pepperdine														
PORTLAND														
GONZAGA														
LOYOLA MARYMOUNT														
at Saint Mary's														
SANTA CLARA														


### FAST FIVE...

- 1) Born August 23, 2000
- 2) Parents are Neil and Jacqui.
- 3) From Portland, Ore., but also lived in Australia and Singapore. His mother is an Australian citizen.
- 4) His favorite basketball player is Devin Booker
- 5) Says Kanye West is his favorite musical artist.

### GOLDEN ON BIEKER...

## CAREER YEAR-BY-YEAR STATISTICS

Year	GP	GS	Min	Avg	FG	FGA	Pct	3FG	3FGA	Pct	FT	FTA	Pct	Off	Def	Tot	Avg	PF	FO	Ast	TO	Blk	Stl	Pts	Avg
2020-21	3	0	15	5.0	1	2	.500	0	1	.000	0	1	.000	0	5	5	1.7	3	0	1	1	0	0	2	0.7
TOTAL	3	0	15	5.0	1	2	.500	0	1	.000	0	1	.000	0	5	5	1.7	3	0	1	1	0	0	2	0.7



# ISAIAH HAWTHORNE

R-Freshman • Forward • 6-8 • 205 • Tracy, Calif. • Tracy HS

## SEASON STATS

PPG	RPG	APG	FG%	3FG%	FT%
1.6	1.4	0.14	.263	.000	.500

## LAST GAME vs. Long Beach State (12/10/20)

MIN	PTS	REBS	ASTS	BLKS	STLS
6	4	2	1	0	0

Made his USF debut against UMass Lowell, played 16 minutes and scored three points...was 1-for-8 in the contest...had played in seven of the Dons' first eight games...added 30 pounds to his frame in the offseason.

### Career Honors

#### Season/Career Highs

Pts.	4	vs. Long Beach State (12/10/20)
Minutes	16	vs. UMass Lowell (11/25/20)
FGs Made	2	vs. Long Beach State (12/10/20)
Field Goal Attempts	8	vs. UMass Lowell (11/25/20)
3-Point Field Goals Made	--	--
3-Point Field Goal Attempts	5	vs. UMass Lowell (11/25/20)
Free Throws Made	1	vs. UMass Lowell (11/25/20)
Free Throw Attempts	2	vs. UMass Lowell (11/25/20)
Rebounds	4	vs. UMass Lowell (11/25/20)
Assists	--	--
Blocks	--	--
Steals	--	--

### Miscellaneous

	Fr.	Car
Double-Double		
10+ Points		
20+ Points		
30+ Points		
5+ Rebounds		
10+ Rebounds		
5+ Assists		
3+ 3PT FG		
3+ Steals		
2+ Blocks		
Led Team in Pts		
Led Team in Reb.		
Led Team in Ast.		
Led Team in Steals		
Led Team in Blocks		

### Game-by-Game Totals

Game	Min	FG-FGA	PCT	3PT-A	PCT	FT-A	PCT	O-D-T	PF	A	TO	BLK	ST	TP
vs. UMass Lowell	16	1-8	.125	0-5	.000	1-2	.500	3-1-4	4	0	0	0	0	3
vs. Towson	1	0-0	.000	0-0	.000	0-0	.000	0-0-0	0	0	0	0	0	0
vs. No. 4 Virginia	2	0-1	.000	0-1	.000	0-0	.000	1-0-1	1	0	1	0	0	0
vs. Rhode Island	6	0-3	.000	0-2	.000	0-0	.000	1-1-2	0	0	1	0	0	0
at Nevada	4	1-1	1.000	0-0	.000	0-0	.000	0-0-0	0	0	0	0	0	2
at Cal Poly	8	1-2	.500	0-1	.000	0-0	.000	0-1-1	2	0	2	0	0	2
LONG BEACH STATE	6	2-4	.500	0-1	.000	0-0	.000	0-2-2	0	1	0	0	0	4
at California									DNP					
at Oregon									DNP					
vs. Grand Canyon														
SAN DIEGO														
at Gonzaga														
PEPPERDINE														
at Loyola Marymount														
at Portland														
BYU														
at Santa Clara														
SAINT MARY'S														
at BYU														
at Pacific														
at Pepperdine														
PORTLAND														
GONZAGA														
LOYOLA MARYMOUNT														
at Saint Mary's														
SANTA CLARA														

### FAST FIVE...

- 1) Born August 28, 2001
- 2) Rated a three-star prospect according to Rivals.com and 247sports.com
- 3) Says that Mexican food is his favorite food
- 4) His favorite sport other than basketball is baseball and is a Giants fan.
- 5) Says the Jordan I's are his favorite shoes.

### GOLDEN ON HAWTHORNE...

"Isaiah really made some big strides in that redshirt year," said Golden. "When he got to campus, he was only 17 years old. His talent level is very good, and I think if he can continue to get a little tougher he'll have some good movements for us this year."

## CAREER YEAR-BY-YEAR STATISTICS

Year	GP	GS	Min	Avg	FG	FGA	Pct	3FG	3FGA	Pct	FT	FTA	Pct	Off	Def	Tot	Avg	PF	FO	Ast	TO	Blk	Stl	Pts	Avg
2020-21	7	0	42	6.0	5	19	.263	0	10	.000	1	2	.500	5	5	10	1.4	7	0	1	6	0	0	11	1.6
TOTAL	7	0	42	6.0	5	19	.263	0	10	.000	1	2	.500	5	5	10	1.4	7	0	1	6	0	0	11	1.6



# JULIAN RISHWAIN

Sophomore • Guard/Forward • 6-5 • 190 • Los Angeles, Calif. • Notre Dame HS • Boston College

## SEASON STATS

PPG	RPG	APG	FG%	3FG%	FT%
7.4	3.7	0.29	.375	.285	.824

## LAST GAME at Oregon (12/17/20)

MIN	PTS	REBS	ASTS	BLKS	STLS
16	7	3	0	0	0

Matched his career-high with 15 points in the win over Long Beach State...his 15 points came in 17 minutes of action...was 6-for-8 from the field...had a breakout game against Cal Poly, finishing with a season-high 12 points...played a season-high 25 minutes in the loss at Cal...Transfer from Boston College granted immediate eligibility...played in 31 games making three starts at Boston College, averaged 4.0 ppg there.

### Career Honors

#### Season Highs

Pts.	15	vs. Long Beach State (12/10/20)
Minutes	25	at Cal (12/13/20)
FGs Made	6	vs. Long Beach State (12/10/20)
Field Goal Attempts	8	vs. Long Beach State (12/10/20)
3-Point Field Goals Made	3	vs. Long Beach State (12/10/20)
3-Point Field Goal Attempts	5	2x, last vs. LBSU (12/10/20)
Free Throws Made	5	2x, last at Cal (12/13/20)
Free Throw Attempts	7	at Cal Poly (12/4/20)
Rebounds	6	at Cal (12/13/20)
Assists	--	--
Blocks	--	--
Steals	2	3x, last vs. LBSU (12/10/20)

#### Career Highs (\*Boston College)

Pts.	15	2x, last vs. LBSU (12/10/20)
Minutes	*26	at Richmond (11/30/19)
FGs Made	6	vs. Long Beach State (12/10/20)
Field Goal Attempts	*10	at Florida State (03/07/20)
3-Point Field Goals Made	*4	Syracuse (03/03/20)
3-Point Field Goal Attempt	*9	Syracuse (03/03/20)
Free Throws Made	5	at Cal Poly (12/4/20)
Free Throw Attempts	7	at Cal Poly (12/4/20)
Rebounds	*7	Georgia Tech (01/11/20)
Assists	*4	at Miami (02/12/20)
Blocks	*1	CCSU (12/15/19)
Steals	*3	Wake Forest (11/06/19)

#### Miscellaneous (\*Boston College)

	*Fr.	So.	Car
Double-Double	--	--	--
10+ Points	5	3	8
20+ Points	--	--	--
30+ Points	--	--	--
5+ Rebounds	3	3	6
10+ Rebounds	--	--	--
5+ Assists	--	--	--
3+ 3PT FG	4	1	5
3+ Steals	1	--	--
2+ Blocks	--	--	--
Led Team in Pts	--	--	--
Led Team in Reb.	--	--	--
Led Team in Ast.	--	--	--
Led Team in Steals	--	--	--
Led Team in Blocks	--	--	--

### Game-by-Game Totals

Game	Min	FG-FGA	PCT	3PT-A	PCT	FT-A	PCT	O-D-T	PF	A	TO	BLK	ST	TP
vs. UMass Lowell	12	0-5	.000	0-3	.000	0-0	0.000	0-2-2	0	0	1	0	0	0
vs. Towson	5	1-2	.500	0-1	.000	0-0	.000	1-0-1	2	0	0	0	0	2
vs. No. 4 Virginia							DNP							
vs. Rhode Island							DNP							
at Nevada	16	1-5	.200	1-5	.200	2-2	1.000	0-4-4	2	0	0	0	2	5
at Cal Poly	17	3-5	.600	1-2	.500	5-7	.714	1-4-5	1	1	1	0	2	12
LONG BEACH STATE	17	6-8	.750	3-5	.600	0-0	.000	1-4-5	4	1	3	0	2	15
at California	25	2-6	.333	2-5	.400	5-6	.833	0-6-6	4	0	0	0	1	11
at Oregon	16	2-9	.222	1-7	.143	2-2	1.000	2-1-3	3	0	0	0	0	7
vs. Grand Canyon														
SAN DIEGO														
at Gonzaga														
PEPPERDINE														
at Loyola Marymount														
at Portland														
BYU														
at Santa Clara														
SAINT MARY'S														
at BYU														
at Pacific														
at Pepperdine														
PORTLAND														
GONZAGA														
LOYOLA MARYMOUNT														
at Saint Mary's														
SANTA CLARA														

### FAST FIVE...

- 1) Born November 16, 2000
- 2) Says if he wasn't playing basketball he would be a professional video game player.
- 3) Favorite television show: Entourage
- 4) Favorite musical artist/song: Future
- 5) Favorite food: Mexican cuisine

### GOLDEN ON RISHWAIN...

"He's a fantastic shooter," said Golden. "But to just call him that would be a little bit of a disservice. He can put the ball on the floor and make some plays. We missed that a little bit last year. Outside of Jamaree we didn't really have guys that would make plays for other guys. I think Julian - he's a guy that can find others good shots."

## CAREER YEAR-BY-YEAR STATISTICS (\*at Boston College)

Year	GP	GS	Min	Avg	FG	FGA	Pct	3FG	3FGA	Pct	FT	FTA	Pct	Off	Def	Tot	Avg	PF	FO	Ast	TO	Blk	Stl	Pts	Avg
*2019-20	30	3	448	14.9	38	121	.314	30	90	.333	14	24	.583	5	53	58	1.9	42	1	28	36	3	19	120	4.0
2020-21	7	0	110	15.7	15	40	.375	8	28	.286	14	17	.824	5	23	28	4.0	16	0	2	5	0	7	52	7.4
<b>TOTAL USF</b>	<b>7</b>	<b>0</b>	<b>110</b>	<b>15.7</b>	<b>15</b>	<b>40</b>	<b>.375</b>	<b>8</b>	<b>28</b>	<b>.286</b>	<b>14</b>	<b>17</b>	<b>.824</b>	<b>5</b>	<b>23</b>	<b>28</b>	<b>4.0</b>	<b>16</b>	<b>0</b>	<b>2</b>	<b>5</b>	<b>0</b>	<b>7</b>	<b>52</b>	<b>7.4</b>
<b>CAREER</b>	<b>37</b>	<b>3</b>	<b>554</b>	<b>15.0</b>	<b>53</b>	<b>161</b>	<b>.329</b>	<b>38</b>	<b>118</b>	<b>.322</b>	<b>28</b>	<b>41</b>	<b>.683</b>	<b>10</b>	<b>74</b>	<b>84</b>	<b>2.3</b>	<b>58</b>	<b>1</b>	<b>30</b>	<b>41</b>	<b>3</b>	<b>26</b>	<b>172</b>	<b>4.6</b>



# JOSH KUNEN (Koo-nen)

Sophomore • Forward • 6-8 • 210 • Melbourne, Australia • Centre of Excellence

## SEASON STATS

PPG	RPG	APG	FG%	3FG%	FT%
4.4	3.9	1.4	.464	.615	.600

## LAST GAME at Oregon (12/17/20)

MIN	PTS	REBS	ASTS	BLKS	STLS
21	0	3	1	0	0

One of six international players on the roster...is shooting 8-for-11 from beyond the arc...was 9-for-26 as a freshman...The Dons are 3-12 since Kunen returned to the starting lineup...the Dons are 19-9 with Kunen in the starting lineup in his career.

### Career Honors

#### Season Highs

Points	11	at Nevada [12/2/20]
Minutes	32	vs. URI [11/29/20]
Field Goals Made	4	at Nevada [12/2/20]
Field Goal Attempts	9	vs. URI [11/29/20]
3-Point Field Goals Made	3	at Nevada [12/2/20]
3-Point Field Goal Attempts	3	2x, last at Nevada [12/2/20]
Free Throws Made	2	vs. Towson [11/26/20]
Free Throw Attempts	2	vs. Towson [11/26/20]
Rebounds	7	2x, last at Nevada [12/2/20]
Assists	2	vs. Towson [11/26/20]
Blocks	1	vs. Towson [11/26/20]
Steals	2	vs. URI [11/29/20]

#### Career Highs

Points	16	UC Davis [12/21/19]
Minutes	32	vs. URI [11/29/20]
Field Goals Made	6	vs. Santa Clara [1/9/20]
Field Goal Attempts	9	vs. URI [11/29/20]
3-Point Field Goals Made	2	2x, las vs. No. 4 Virginia [11/27/20]
3-Point Field Goal Attempts	3	vs. Towson [11/26/20]
Free Throws Made	8	vs. UC Davis [12/21/19]
Free Throw Attempts	8	vs. UC Davis [12/21/19]
Rebounds	12	vs. Santa Clara [1/9/20]
Assists	5	vs. UC Davis [12/21/19]
Blocks	2	vs. Pacific [2/6/20]
Steals	2	2x, last vs. URI [11/29/20]

### Miscellaneous

	Fr.	So.	Car
Double-Double	2	--	2
10+ Points	5	--	5
20+ Points	0	--	0
30+ Points	0	--	0
5+ Rebounds	19	3	22
10+ Rebounds	2	--	2
5+ Assists	1	--	1
3+ 3PT FG	0	--	0
3+ Steals	0	--	0
2+ Blocks	1	--	1
Led Team in Pts	0	--	0
Led Team in Reb.	3	--	3
Led Team in Ast.	1	--	1

### Game-by-Game Totals

Game	Min	FG-FGA	PCT	3PT-A	PCT	FT-A	PCT	O-D-T	PF	A	TO	BLK	ST	TP
vs. UMass Lowell	7	0-0	.000	0-0	.000	0-0	.000	0-1-1	5	0	2	0	0	0
vs. Towson	22	2-4	.500	2-3	.667	2-2	1.000	1-4-5	3	2	1	1	0	8
vs. No. 4 Virginia	29	3-5	.600	2-2	1.000	0-1	.000	0-7-7	3	0	1	1	1	8
vs. Rhode Island	32	2-9	.222	0-2	.000	0-0	.000	1-4-5	4	0	1	0	2	4
at Nevada	25	4-4	1.000	3-3	1.000	0-0	.000	1-6-7	2	4	1	0	1	11
at Cal Poly	18	1-1	1.000	0-0	.000	0-0	.000	0-3-3	4	2	1	1	1	2
LONG BEACH STATE	21	1-1	1.000	1-1	1.000	2-4	.500	1-1-2	4	3	0	0	1	5
at California	26	0-2	.000	0-0	.000	2-2	1.000	0-2-2	3	1	3	0	1	2
at Oregon	21	0-2	.000	0-2	.000	0-0	.000	0-3-3	3	1	4	0	0	0
vs. Grand Canyon														
SAN DIEGO														
at Gonzaga														
PEPPERDINE														
at Loyola Marymount														
at Portland														
BYU														
at Santa Clara														
SAINT MARY'S														
at BYU														
at Pacific														
at Pepperdine														
PORTLAND														
GONZAGA														
LOYOLA MARYMOUNT														
at Saint Mary's														
SANTA CLARA														

### FAST FIVE...


- 1) Born November 11, 2000
- 2) Shoots left handed but writes right handed.
- 3) Outside of basketball his hobbies include watching movies and hanging out with friends.
- 4) His favorite Australian basketball player is Ben Simmons - Josh went to the same high school as Simmons.
- 5) He's the oldest of six and his first sport growing up was soccer which he stopped playing when he started to grow.

### GOLDEN ON KUNEN...

"This summer he was playing tremendous basketball, by far the best I had ever seen him play. We are really expecting him to take a big leap this year. His comfort on the floor and in the system is apparent so now his game should really take off. He was getting by last year on just physical ability."

## CAREER YEAR-BY-YEAR STATISTICS

Year	GP	GS	Min	Avg	FG	FGA	Pct	3FG	3FGA	Pct	FT	FTA	Pct	Off	Def	Tot	Avg	PF	FO	Ast	TO	Blk	Stl	Pts	Avg
2019-20	34	24	698	20.5	56	119	.471	9	26	.346	29	33	.879	59	128	187	5.5	93	3	35	62	8	13	150	4.4
2020-21	9	5	200	22.2	13	28	.464	8	13	.615	6	9	.667	5	31	36	4.0	31	1	14	14	3	6	40	4.4
<b>TOTAL</b>	<b>43</b>	<b>29</b>	<b>897</b>	<b>20.9</b>	<b>69</b>	<b>147</b>	<b>.469</b>	<b>17</b>	<b>39</b>	<b>.436</b>	<b>35</b>	<b>42</b>	<b>.833</b>	<b>64</b>	<b>159</b>	<b>223</b>	<b>5.2</b>	<b>124</b>	<b>4</b>	<b>49</b>	<b>76</b>	<b>11</b>	<b>19</b>	<b>190</b>	<b>4.4</b>



# DAMARI MILSTEAD

R-Junior • Guard • 6-2 • 195 • Oakland, Calif. • Moreau HS • Grand Canyon

## SEASON STATS

PPG	RPG	APG	FG%	3FG%	FT%
6.7	2.1	2.8	.400	.348	.857

## LAST GAME at Oregon (12/17/20)

MIN	PTS	REBS	ASTS	BLKS	STLS
20	10	3	2	0	1

Is the Dons most reliable free throw shooter - connecting on 11-of-12 attempts (.917)...busted out against Long Beach State with 24 points, also had a season-high six assists...Transfer from Grand Canyon - sat out last season due to transfer rules....was a two-time letter winner for GCU...played in 60 games making 26 starts for the Lopes as a sophomore where he averaged 10.3 ppg...the Dons are 2-1 when he finishes in double figures, wins vs. Towson and Long Beach State, loss at Oregon.

### Career Honors

### SEASON Highs

Points	11	vs. Towson (11/26/20)
Minutes	30	vs. Towson (11/26/20)
Field Goals Made	4	vs. Towson (11/26/20)
Field Goal Attempts	7	vs. Towson (11/26/20)
3-Point Field Goals Made	3	vs. Towson (11/26/20)
3-Point Field Goal Attempts	4	vs. Towson (11/26/20)
Free Throws Made	3	vs. UMass Lowell (11/25/20)
Free Throw Attempts	4	vs. UMass Lowell (11/25/20)
Rebounds	3	4x last vs. URI (11/29/20)
Assists	5	at Nevada (12/2/20)
Blocks	1	vs. Towson (11/26/20)
Steals	3	vs. Towson (11/26/20)

### Career Highs (\*Grand Canyon)

Points	25	at UT Rio Grande Valley (01/12/19)
Minutes	39	at UT Rio Grande Valley (01/12/19)
Field Goals Made	9	at UT Rio Grande Valley (01/12/19)
Field Goal Attempts	16	at UT Rio Grande Valley (01/12/19)
3-Point Field Goals Made	5	at UT Rio Grande Valley (01/12/19)
3-Point Field Goal Attempts	7	at UT Rio Grande Valley (01/12/19)
Free Throws Made	10	vs La Salle (11/25/18)
Free Throw Attempts	12	vs La Salle (11/25/18)
Rebounds	7	at UT Rio Grande Valley (01/12/19)
Assists	8	Eastern N.M. (02/28/19)
Blocks	1	at UMKC (02/14/19)
Steals	5	Arkansas St. (11/17/18)

### Miscellaneous (\*Grand Canyon)

	*Fr.	*So.	Jr.	Car
Double-Double	0	0	--	0
10+ Points	2	16	3	21
20+ Points	0	2	--	2
30+ Points	0	0	--	0
5+ Rebounds	0	4	--	4
10+ Rebounds	0	0	--	0
5+ Assists	0	7	1	8
3+ 3PT FG	0	3	--	3
3+ Steals	1	6	1	8
2+ Blocks	0	0	--	0
Led Team in Pts	0	6	--	6
Led Team in Reb.	0	1	--	1
Led Team in Ast.	2	21	1	24
Led Team in Blocks:	0	2	--	2
Led Team in Steals	4	16	1	21

### Game-by-Game Totals

Game	Min	FG-FGA	PCT	3PT-A	PCT	FT-A	PCT	O-D-T	PF	A	TO	BLK	ST	TP
vs. UMass Lowell	29	2-6	.333	0-1	.000	3-4	.750	2-1-3	1	1	2	0	1	7
vs. Towson	30	4-7	.571	3-4	.750	0-0	.000	1-2-3	1	2	2	1	3	11
vs. No. 4 Virginia	23	0-5	.000	0-1	.000	0-0	.000	1-2-3	1	4	1	0	1	0
vs. Rhode Island	18	1-6	.167	0-4	.000	1-1	1.000	0-3-3	1	0	0	0	0	3
at Nevada	16	0-1	.000	0-1	.000	0-0	.000	0-0-0	2	5	2	0	0	0
at Cal Poly	13	1-2	.500	0-1	.000	0-0	.000	0-0-0	1	3	6	0	1	2
LONG BEACH STATE	23	7-11	.636	4-6	.667	6-6	1.000	0-2-2	2	6	0	0	1	24
at California	13	1-4	.250	0-2	.000	1-1	1.000	1-1-2	0	2	0	0	1	3
at Oregon	20	4-8	.500	1-3	.333	1-2	.500	0-3-3	1	2	2	0	1	10
vs. Grand Canyon														
SAN DIEGO														
at Gonzaga														
PEPPERDINE														
at Loyola Marymount														
at Portland														
BYU														
at Santa Clara														
SAINT MARY'S														
at BYU														
at Pacific														
at Pepperdine														
PORTLAND														
GONZAGA														
LOYOLA MARYMOUNT														
at Saint Mary's														
SANTA CLARA														

### FAST FIVE...

- 1) Parents are Jules Milstead and Jarecka Holmes...
- 2) Father, Jules, played at Fremont-Oakland in the 1990s and later coached with AAU's Oakland Soldiers.
- 3) Favorite athletes are Kobe Bryant, Tom Brady and Russell Westbrook.
- 4) If he could travel anywhere he would love to visit Dubai
- 5) His favorite subject growing up was Math.

### GOLDEN ON MILSTEAD...

## CAREER YEAR-BY-YEAR STATISTICS (\*at Grand Canyon)

Year	GP	GS	Min	Avg	FG	FGA	Pct	FG	FGA	Pct	FT	FTA	Pct	Off	Def	Tot	Avg	PF	FO	Ast	TO	Blk	Stl	Pts	Avg
2017-18*	26	0	245	9.4	30	64	.469	10	19	.526	48	57	.842	3	16	19	0.7	21	0	28	28	2	11	118	4.5
2018-19*	34	26	931	27.4	118	293	.403	30	89	.337	85	113	.752	18	70	88	2.6	51	0	122	65	4	47	351	10.3
2020-21	9	4	184	20.4	20	49	.408	8	23	.348	12	14	.857	5	13	18	2.0	10	0	25	15	1	9	60	6.7
<b>TOTAL USF</b>	<b>9</b>	<b>4</b>	<b>184</b>	<b>20.4</b>	<b>20</b>	<b>49</b>	<b>.408</b>	<b>8</b>	<b>23</b>	<b>.348</b>	<b>12</b>	<b>14</b>	<b>.857</b>	<b>5</b>	<b>13</b>	<b>18</b>	<b>2.0</b>	<b>10</b>	<b>0</b>	<b>25</b>	<b>15</b>	<b>1</b>	<b>9</b>	<b>60</b>	<b>6.7</b>
<b>CAREER</b>	<b>69</b>	<b>30</b>	<b>1381</b>	<b>20.0</b>	<b>168</b>	<b>407</b>	<b>.413</b>	<b>48</b>	<b>131</b>	<b>.366</b>	<b>145</b>	<b>184</b>	<b>.788</b>	<b>26</b>	<b>100</b>	<b>126</b>	<b>1.8</b>	<b>82</b>	<b>0</b>	<b>175</b>	<b>108</b>	<b>7</b>	<b>67</b>	<b>529</b>	<b>7.7</b>



# TREVANTÉ ANDERSON

Junior • Guard • 6-2 • 185 • Tacoma, Wash. • Rainier Beach HS

## SEASON STATS (19-20)

PPG	RPG	APG	FG%	3FG%	FT%
1.7	0.0	1.0	.500	.000	.750

## LAST GAME vs. Long Beach State (12/10/20)

MIN	PTS	REBS	ASTS	BLKS	STLS
4	0	0	3	1	0

Reserve guard has played in a career-best 27 contests as a sophomore...has appeared in three games this season...scored a season-high 5 points in the win over Cal Poly on 12/4/20.

### Career Honors

#### Season Highs

Points	5	at Cal Poly (12/4/20)
Minutes	7	at Cal Poly (12/4/20)
Field Goals Made	1	at Cal Poly (12/4/20)
Field Goal Attempts	1	at Cal Poly (12/4/20)
3-Point Field Goals Made	--	--
3-Point Field Goal Attempts	--	--
Free Throws Made	3	at Cal Poly (12/4/20)
Free Throw Attempts	4	at Cal Poly (12/4/20)
Rebounds	--	--
Assists	3	vs. Long Beach State (12/10/20)
Blocks	1	vs. Long Beach State (12/4/20)
Steals	--	--

#### Career Highs

Points	12	Sonoma State (11/05/19)
Minutes	17	Maine (11/10/18)
Field Goals Made	3	Sonoma State (11/12/18)
Field Goal Attempts	7	Sonoma State (11/05/19)
3-Point Field Goals Made	3	2x, last vs. Pepperdine (2/22/20)
3-Point Field Goal Attempts	6	vs. Pepperdine (2/22/20)
Free Throws Made	5	CSU Bakersfield (11/19/19)
Free Throw Attempts	6	CSU Bakersfield (11/19/19)
Rebounds	2	Sonoma State (11/12/18)
Assists	4	Maine (11/10/18)
Blocks	1	vs. Long Beach State (12/10/20)
Steals	3	Sonoma State (11/05/19)

### Miscellaneous

	Fr.	So.	Car
Double-Double	0	0	0
10+ Points	0	2	2
20+ Points	0	0	0
30+ Points	0	0	0
5+ Rebounds	0	0	0
10+ Rebounds	0	0	0
5+ Assists	0	0	0
3+ 3PT FG	1	0	1
3+ Steals	1	0	1
2+ Blocks	0	0	0
Led Team in Pts	0	0	0
Led Team in Reb.	0	0	0
Led Team in Ast.	0	0	0
Led Team in Steals	0	1	1
Led Team in Blocks	0	0	0

### Game-by-Game Totals

Game	Min	FG-FGA	PCT	3PT-A	PCT	FTA	PCT	O-D-T	PF	A	TO	BLK	ST	TP
vs. UMass Lowell														
vs. Towson														
vs. No. 4 Virginia														
vs. Rhode Island														
at Nevada	4	0-0	.000	0-0	.000	0-0	.000	0-0-0	1	0	0	0	0	0
at Cal Poly	7	1-1	1.000	0-0	.000	3-4	.750	0-0-0	1	0	0	0	0	5
LONG BEACH STATE	4	0-1	.000	0-0	.000	0-0	.000	0-0-0	0	3	0	1	0	0
at California														
at Oregon														
vs. Grand Canyon														
SAN DIEGO														
at Gonzaga														
PEPPERDINE														
at Loyola Marymount														
at Portland														
BYU														
at Santa Clara														
SAINT MARY'S														
at BYU														
at Pacific														
at Pepperdine														
PORTLAND														
GONZAGA														
LOYOLA MARYMOUNT														
at Saint Mary's														
SANTA CLARA														

### FAST FIVE...

- 1) Parents are Jonathan Anderson and Juliet Hart...
- 2) Has two siblings, twins Asjon (brother) and Asjia (sister)
- 3) Father, Jonathan, played basketball at Drake...
- 4) Hobbies and interests include playing the piano and sleeping
- 5) If he could travel anywhere in the world he would like to go to Bora Bora.

### GOLDEN ON ANDERSON...

## CAREER YEAR-BY-YEAR STATISTICS

Year	GP	GS	Min	Avg	FG	FGA	Pct	3FG	3FGA	Pct	FT	FTA	Pct	Off	Def	Tot	Avg	PF	FO	Ast	TO	Blk	Stl	Pts	Avg
2018-19	15	0	90	6.0	12	27	.444	7	16	.438	1	4	.250	1	4	5	0.3	15	0	11	7	0	1	32	2.1
2019-20	27	0	196	7.3	22	70	.314	15	43	.349	22	28	.786	1	10	11	0.4	24	0	11	18	0	9	81	3.0
2020-21	3	0	15	5.0	1	2	.500	0	0	.000	3	4	.750	0	0	0	0.0	2	0	3	0	1	0	5	1.7
<b>TOTAL</b>	<b>45</b>	<b>0</b>	<b>301</b>	<b>6.7</b>	<b>35</b>	<b>99</b>	<b>.354</b>	<b>22</b>	<b>59</b>	<b>.373</b>	<b>26</b>	<b>36</b>	<b>.722</b>	<b>2</b>	<b>14</b>	<b>16</b>	<b>0.4</b>	<b>41</b>	<b>0</b>	<b>25</b>	<b>25</b>	<b>1</b>	<b>10</b>	<b>118</b>	<b>2.6</b>



# ANTHONY ROY

Freshman • Guard • 6-3 • 175 • Oakland, Calif. • Dublin HS

## SEASON STATS

PPG	RPG	APG	FG%	3FG%	FT%
5.3	1.7	0.0	.667	.750	.333

## LAST GAME vs. Long Beach State (12/10/20)

MIN	PTS	REBS	ASTS	BLKS	STLS
4	8	0	0	0	0

Averaged 18 points per game, 5.5 rebounds per game, 2.5 assists per game, and 1.5 steals per game his senior year...lettered two years at Dublin High School playing for head coach Tom Costello...2019-20 East Bay Athletic League Most Valuable Player...First Team All-Bay Area by Bay Area Newsgroup...Sports Star Magazine NorCal Player of the Year...Two-time EBAL All-League Honoree (2nd team junior year, first team senior year)...Senior year led team to an EBAL Championship and North Coast Section Championship appearance.

### Career Honors

#### Season Highs/Career Highs

Pts.	8	vs. Long Beach State (12/10/20)
Minutes	7	at Cal Poly (12/4/20)
FGs Made	3	vs. Long Beach State (12/10/20)
Field Goal Attempts	3	3x, last vs. LBSU (12/10/20)
3-Point Field Goals Made	2	vs. Long Beach State (12/10/20)
3-Point Field Goal Attempts	2	vs. Long Beach State (12/10/20)
Free Throws Made	1	at Nevada (12/2/20)
Free Throw Attempts	2	at Nevada (12/2/20)
Rebounds	4	at Cal Poly (12/4/20)
Assists	--	--
Blocks	--	--
Steals	--	--

### Miscellaneous

	Fr.	Car
Double-Double		
10+ Points		
20+ Points		
30+ Points		
5+ Rebounds		
10+ Rebounds		
5+ Assists		
3+ 3PT FG		
3+ Steals		
2+ Blocks		
Led Team in Pts		
Led Team in Reb.		
Led Team in Ast.		
Led Team in Steals		
Led Team in Blocks		

### Game-by-Game Totals

Game	Min	FG-FGA	PCT	3PT-A	PCT	FT-A	PCT	O-D-T	PF	A	TO	BLK	ST	TP
vs. UMass Lowell														
vs. Towson														
vs. No. 4 Virginia														
vs. Rhode Island														
at Nevada	4	1-3	.333	1-1	1.000	1-2	.500	0-0-0	2	0	0	0	0	4
at Cal Poly	7	2-3	.667	0-1	.000	0-1	.000	1-3-4	1	0	2	0	0	4
LONG BEACH STATE	4	3-3	1.000	2-2	1.000	0-0	.000	1-0-1	0	0	0	0	0	8
at California														
at Oregon														
vs. Grand Canyon														
SAN DIEGO														
at Gonzaga														
PEPPERDINE														
at Loyola Marymount														
at Portland														
BYU														
at Santa Clara														
SAINT MARY'S														
at BYU														
at Pacific														
at Pepperdine														
PORTLAND														
GONZAGA														
LOYOLA MARYMOUNT														
at Saint Mary's														
SANTA CLARA														

### FAST FIVE...

- 1) Born Dec. 6, 2001
- 2) Son of Rosalind Roy and Lamont Scarborough
- 3) Outside of playing basketball he also plays the drums.
- 4) Hobbies include watching movies, playing video games and watching movies
- 5) Favorite food: catfish, yams, mac & cheese, Favorite movie: Paid In Full, Favorite TV show: Psych, Favorite musical artist: NBA YoungBoy

### GOLDEN ON ROY...

"It has been a goal of ours to recruit local student-athletes when they fit into the fabric of our program. Anthony, being the 2020 NorCal POY, and being born and raised in San Francisco before moving to Oakland at age 10, certainly fits the bill. He is a talented all-around basketball player that impacts the game in many ways. He is a skilled player who can really dribble, pass, and shoot. He has good defensive instincts that allow him to take advantage of his size and length. He will be able to play multiple positions, and will make our team and program better."

## CAREER YEAR-BY-YEAR STATISTICS

Year	GP	GS	Min	Avg	FG	FGA	Pct	3FG	3FGA	Pct	FT	FTA	Pct	Off	Def	Tot	Avg	PF	FO	Ast	TO	Blk	Stl	Pts	Avg
2020-21	3	0	15	5.0	6	9	.667	3	4	.750	1	3	.333	2	3	5	1.7	3	0	0	2	0	0	16	5.3
TOTAL	3	0	15	5.0	6	9	.667	3	4	.750	1	3	.333	2	3	5	1.7	3	0	0	2	0	0	16	5.3



# MAJ DUSANIC (My - DO-sahn-ITCH)

Freshman • Forward • 6-8 • 215 • Ljubljana, Slovenia • Dream City Christian HS (Phoenix, Ariz.)

## SEASON STATS

PPG	RPG	APG	FG%	3FG%	FT%
1.3	0.3	0.0	.667	.000	.000

## LAST GAME vs. Long Beach State (12/10/20)

MIN	PTS	REBS	ASTS	BLKS	STLS
3	2	1	0	0	0

Transferred to Dream City Christian his senior year...Averaged 14 points, nine rebounds, and two assists a game at Dream City last season... Attended Gimnazija Moste in Slovenia ...Earned First Division First Team in 2017-18 while at Gimnazija Moste...Named Most Valuable Player in the semi-final and third place game at the U18 European Championship in 2019...Saved his best performance for last in that tournament scoring 18 points with 12 rebounds in a win over Greece....Played for the team that was U19 National Champions in Slovenia in 2019

### Career Honors

#### Season Highs / Career Highs

Pts.	2	2x, last vs. LBSU (12/10/20)
Minutes	7	at Cal Poly (12/4/20)
FGs Made	1	2x, last vs. LBSU (12/10/20)
Field Goal Attempts	1	3x, last vs. LBSU (12/10/20)
3-Point Field Goals Made	--	--
3-Point Field Goal Attempts	1	at Cal Poly (12/4/20)
Free Throws Made	--	--
Free Throw Attempts	--	--
Rebounds	1	vs. Long Beach State (12/10/20)
Assists	--	--
Blocks	1	at Nevada (12/2/20)
Steals	--	--

### Miscellaneous

	Fr.	Car
Double-Double		
10+ Points		
20+ Points		
30+ Points		
5+ Rebounds		
10+ Rebounds		
5+ Assists		
3+ 3PT FG		
3+ Steals		
2+ Blocks		
Led Team in Pts		
Led Team in Reb.		
Led Team in Ast.		
Led Team in Steals		
Led Team in Blocks		

### Game-by-Game Totals

Game	Min	FG-FGA	PCT	3PT-A	PCT	FT-A	PCT	O-D-T	PF	A	TO	BLK	ST	TP
vs. UMass Lowell														
vs. Towson														
vs. No. 4 Virginia														
vs. Rhode Island														
at Nevada	4	1-1	1.000	0-0	.000	0-0	.000	0-0-0	0	0	0	1	0	2
at Cal Poly	7	0-1	.000	0-1	.000	0-0	.000	0-0-0	1	0	1	0	0	0
LONG BEACH STATE	3	1-1	1.000	0-0	.000	0-0	.000	0-1-1	1	0	0	0	0	2
at California														
at Oregon														
vs. Grand Canyon														
SAN DIEGO														
at Gonzaga														
PEPPERDINE														
at Loyola Marymount														
at Portland														
BYU														
at Santa Clara														
SAINT MARY'S														
at BYU														
at Pacific														
at Pepperdine														
PORTLAND														
GONZAGA														
LOYOLA MARYMOUNT														
at Saint Mary's														
SANTA CLARA														

### FAST FIVE...

- 1) Born June 7, 2001
- 2) Parents are Maja Tolar and Dragan Dusanic, has a sister named Emma
- 3) Lists photography as one of his hobbies
- 4) Favorite food: Chick-fil-A, Favorite movie: Shutter Island, Favorite television show: Game of Thrones, Favorite musical artist/song: Travis Scott
- 5) Says he hated basketball when he was younger, he played soccer for seven years before I got too tall

### GOLDEN ON DUSANIC...

"We fell in love with Maj after watching him compete for the Slovenian U18 team last summer in Greece," said Coach Golden. "He had 18 points and 12 rebounds in a medal round game against the host team (Greece). His physicality, aggressiveness, and winning mentality all aligned with our program. We are excited to get him on campus this summer."

## CAREER YEAR-BY-YEAR STATISTICS

Year	GP	GS	Min	Avg	FG	FGA	Pct	3FG	3FGA	Pct	FT	FTA	Pct	Off	Def	Tot	Avg	PF	FO	Ast	TO	Blk	Stl	Pts	Avg
2020-21	3	0	14	4.7	2	3	.667	0	1	.000	0	0	.000	0	1	1	0.3	2	0	0	1	1	0	4	1.3
TOTAL	3	0	14	4.7	2	3	.667	0	1	.000	0	0	.000	0	1	1	0.3	2	0	0	1	1	0	4	1.3



# DZMITRY RYUNY (Dimitry REEVE-knee)

Junior • Forward • 6-9 • 205 • Minsk, Belarus. • Central Park Christian HS

## SEASON STATS

PPG	RPG	APG	FG%	3FG%	FT%
10.8	6.6	0.78	.423	.418	.600

## LAST GAME at Oregon (12/17/20)

MIN	PTS	REBS	ASTS	BLKS	STLS
28	9	7	0	3	0

Made his first career start in the win at Nevada...has three double-doubles on the year at Cal Poly scoring 15 points and grabbing 10 rebounds...is launching the ball from long range - he is 25-for-56 from beyond the arc this season (.446)...the 56 attempts from 3 are tied for seventh most in the nation...against Rhode Island he had a career-high 19 points and tied his career-high in rebounds with 10...had a career-high 3 blocks at Oregon.

### Career Honors

- WCC All-Academic Honorable Mention - 2020

### Season Highs

Points	19	vs. URI (11/29/20)
Minutes	34	2x, last vs. URI (11/29/20)
Field Goals Made	6	2x, last vs. URI (11/29/20)
Field Goal Attempts	13	vs. URI (11/29/20)
3-Point Field Goals Made	6	vs. Towson (11/26/20)
3-Point Field Goal Attempts	11	2x, last vs. URI (11/29/20)
Free Throws Made	2	vs. URI (11/29/20)
Free Throw Attempts	2	vs. URI (11/29/20)
Rebounds	10	3x, last at Cal Poly (12/4/20)
Assists	2	2x, last at Nevada (12/2/20)
Blocks	3	at Oregon (12/17/20)
Steals	1	vs. No. 4 Virginia (11/27/20)

### Career Highs

Points	18	2x, last vs. Towson (11/26/20)
Minutes	34	vs. No. 4 Virginia (11/27/20)
Field Goals Made	6	vs. Towson (11/26/20)
Field Goal Attempts	13	vs. URI (11/29/20)
3-Point Field Goals Made	6	vs. Towson (11/26/20)
3-Point Field Goal Attempts	11	2x, last vs. URI (11/29/20)
Free Throws Made	5	at Cal State Fullerton (12/14/19)
Free Throw Attempts	5	at Cal State Fullerton (12/14/19)
Rebounds	10	3x, last at Cal Poly (12/4/20)
Assists	3	Sonoma State (11/5/19)
Blocks	3	at Oregon (12/17/20)
Steals	2	2x, last vs. LMU (2/6/20)

### Miscellaneous

	Fr.	So.	Jr.	Car
Double-Double	0	0	3	3
10+ Points	2	4	4	10
20+ Points	0	0	0	0
30+ Points	0	0	0	0
5+ Rebounds	4	4	5	13
10+ Rebounds	0	0	3	3
5+ Assists	0	0	0	0
3+ 3PT FG	2	5	2	9
3+ Steals	0	0	0	0
2+ Blocks	0	0	2	2
Led Team in Pts	0	0	0	0
Led Team in Reb.	0	1	4	5
Led Team in Ast.	0	0	0	0

### Game-by-Game Totals

Game	Min	FG-FGA	PCT	3PT-A	PCT	FTA	PCT	O-D-T	PF	A	TO	BLK	ST	TP
vs. UMass Lowell	16	1-3	.333	1-3	.333	0-0	.000	1-0-1	4	0	0	0	0	3
vs. Towson	25	6-11	.545	6-11	.545	0-1	.000	2-8-10	4	0	1	1	1	18
vs. No. 4 Virginia	34	3-10	.300	3-10	.300	1-2	.500	0-4-4	3	2	0	1	1	10
vs. Rhode Island	34	6-13	.462	5-11	.455	2-2	1.000	3-7-10	5	1	1	1	0	19
at Nevada	22	5-11	.455	2-6	.333	0-0	.000	1-1-2	2	2	1	1	0	12
at Cal Poly	23	5-8	.625	5-7	.714	0-0	.000	1-9-10	1	1	1	1	1	15
LONG BEACH STATE	22	2-5	.400	2-5	.400	0-0	.000	1-8-9	0	1	2	2	0	6
at California	32	2-5	.400	1-3	.333	0-0	.000	0-6-6	4	0	1	0	1	5
at Oregon	28	3-12	.250	3-11	.273	0-0	.000	1-6-7	4	0	2	3	0	9
vs. Grand Canyon														
SAN DIEGO														
at Gonzaga														
PEPPERDINE														
at Loyola Marymount														
at Portland														
BYU														
at Santa Clara														
SAINT MARY'S														
at BYU														
at Pacific														
at Pepperdine														
PORTLAND														
GONZAGA														
LOYOLA MARYMOUNT														
at Saint Mary's														
SANTA CLARA														

### FAST FIVE...

- 1) Parents are Anna Rivnaya and Nicolay Ryuny
- 2) Has one sibling a sister named Anastasia
- 3) His favorite movie is Pain and Gain starring Mark Wahlberg and Dwayne Johnson.
- 4) Grew up playing hockey, handball, and volleyball.
- 5) Wants to travel and see France.

### GOLDEN ON RYUNY...

"He's really coming on, I'm so happy for him," said Golden on Ryuny. "He's a guy that came to our program after being recruited by some bigger programs before choosing us, and he had to sit when he first got here. He had to learn the game, there was a little bit of a language barrier, but ever since the Towson game he's been on another level. To give us a 6-9 wing who can shoot from anywhere and defend and rebound like he's been doing makes us a really difficult team to defend."

## CAREER YEAR-BY-YEAR STATISTICS

Year	GP	GS	Min	Avg	FG	FGA	Pct	3FG	3FGA	Pct	FT	FTA	Pct	Off	Def	Tot	Avg	PF	FO	Ast	TO	Blk	Stl	Pts	Avg
2018-19	17	0	123	7.2	20	43	.465	17	38	.447	7	8	.875	2	18	20	1.2	11	0	5	6	4	2	64	3.8
2019-20	31	0	335	10.8	46	111	.414	35	89	.393	13	14	.929	11	46	57	1.8	30	0	13	13	6	11	140	4.5
2020-21	9	5	232	25.8	33	78	.423	28	67	.418	3	5	.600	10	49	59	6.6	27	1	7	10	10	6	97	10.8
<b>TOTAL</b>	<b>57</b>	<b>5</b>	<b>688</b>	<b>12.1</b>	<b>99</b>	<b>232</b>	<b>.427</b>	<b>80</b>	<b>194</b>	<b>.412</b>	<b>23</b>	<b>27</b>	<b>.852</b>	<b>23</b>	<b>113</b>	<b>136</b>	<b>2.4</b>	<b>68</b>	<b>1</b>	<b>25</b>	<b>29</b>	<b>20</b>	<b>19</b>	<b>301</b>	<b>5.3</b>



# JONAS VISSER (Yo-nuss)

Sophomore • Center • 6-10 • 240 • Amsterdam, Netherlands. • Centre For Sports & Education

## SEASON STATS

PPG	RPG	APG	FG%	3FG%	FT%
2.6	2.0	0.22	.563	1.000	.800

## LAST GAME at Oregon (12/17/20)

MIN	PTS	REBS	ASTS	BLKS	STLS
6	0	1	0	0	0

One of six international players on the team...is quietly having a breakout season...has seen his minutes go up in every contest..has matched and set a new career-high in back-to-back contests...one of the more efficient players on the Dons roster according to +/- per 40.

### Career Honors

#### Season Highs

Points	9	vs. Long Beach State (12/10/20)
Minutes	14	2x, last vs. LBSU (12/10/20)
Field Goals Made	4	vs. Long Beach State (12/10/20)
Field Goal Attempts	5	2x, last vs. LBSU (12/10/20)
3-Point Field Goals Made	1	at Nevada (12/2/20)
3-Point Field Goal Attempts	1	at Nevada (12/2/20)
Free Throws Made	2	vs. URI (11/29/20)
Free Throw Attempts	2	vs. URI (11/29/20)
Rebounds	5	vs. Long Beach State (12/10/20)
Assists	1	vs. Long Beach State (12/10/20)
Blocks	2	at Cal Poly (12/4/20)
Steals	1	vs. URI (11/29/20)

#### Career Highs

Points	9	vs. Long Beach State (12/10/20)
Minutes	14	2x, last vs. LBSU (12/10/20)
Field Goals Made	4	vs. Long Beach State (12/10/20)
Field Goal Attempts	5	2x, last vs. LBSU (12/10/20)
3-Point Field Goals Made	1	at Nevada (12/2/20)
3-Point Field Goal Attempts	1	at Nevada (12/2/20)
Free Throws Made	2	vs. URI (11/29/20)
Free Throw Attempts	2	vs. URI (11/29/20)
Rebounds	5	vs. Long Beach State (12/10/20)
Assists	1	2x, last vs. LBSU (12/10/20)
Blocks	2	at Cal Poly (12/4/20)
Steals	1	vs. URI (11/29/20)

### Miscellaneous

	Fr.	So.	Car
Double-Double	-	-	0
10+ Points	-	-	0
20+ Points	-	-	0
30+ Points	-	-	0
5+ Rebounds	-	1	1
10+ Rebounds	-	-	0
5+ Assists	-	-	0
3+ 3PT FG	-	-	0
3+ Steals	-	-	0
2+ Blocks	-	-	0
Led Team in Pts	-	-	0
Led Team in Reb.	-	-	0
Led Team in Ast.	-	-	0

### Game-by-Game Totals

Game	Min	FG-FGA	PCT	3PT-A	PCT	FT-A	PCT	O-D-T	PF	A	TO	BLK	ST	TP
vs. UMass Lowell	10	0-0	.000	0-0	.000	0-0	.000	2-1-3	1	0	2	0	0	0
vs. Towson	6	0-0	.000	0-0	.000	0-0	.000	0-0-0	2	0	0	0	0	0
vs. No. 4 Virginia	10	1-1	1.000	0-0	.000	0-0	.000	0-1-1	0	0	0	0	0	2
vs. Rhode Island	11	0-0	.000	0-0	.000	2-2	1.000	0-2-2	4	0	2	0	1	2
at Nevada	12	1-3	.333	1-1	1.000	0-1	.000	0-1-1	2	0	1	0	0	3
at Cal Poly	14	3-5	.600	0-0	.000	1-1	1.000	1-2-3	1	0	1	2	0	7
LONG BEACH STATE	14	4-5	.800	0-0	.000	1-1	1.000	2-3-5	1	1	0	0	0	9
at California	12	0-0	.000	0-0	.000	0-0	.000	0-2-2	3	0	1	0	0	0
at Oregon	6	0-1	.000	0-0	.000	0-0	.000	0-1-1	1	0	1	0	0	0
vs. Grand Canyon														
SAN DIEGO														
at Gonzaga														
PEPPERDINE														
at Loyola Marymount														
at Portland														
BYU														
at Santa Clara														
SAINT MARY'S														
at BYU														
at Pacific														
at Pepperdine														
PORTLAND														
GONZAGA														
LOYOLA MARYMOUNT														
at Saint Mary's														
SANTA CLARA														

### FAST FIVE...

- 1) Is actually from a town called Rijnsburg which is a small town outside of Amsterdam.
- 2) Always has a fresh batch of Stroopwafel in his room and other Dutch snacks. (Stroopwafel A stroopwafel is a wafer cookie made from two thin layers of baked dough joined by a caramel filling.)
- 3) His favorite music is House/EDM music.
- 4) Says Michael Jordan is his favorite professional athlete.
- 5) Lives with Josh, Justin, and Damari and says he's the cleanest.

### GOLDEN ON VISSER...

## CAREER YEAR-BY-YEAR STATISTICS

Year	GP	GS	Min	Avg	FG	FGA	Pct	FG	FGA	Pct	FT	FTA	Pct	Off	Def	Tot	Avg	PF	FO	Ast	TO	Blk	Stl	Pts	Avg
2019-20	7	0	28	4.0	2	3	.667	0	0	.000	2	2	1.000	2	1	3	0.4	4	0	1	1	0	0	6	0.9
2020-21	9	0	95	10.6	9	16	.563	1	1	1.000	4	5	.800	5	13	18	2.0	15	0	3	8	2	1	23	2.6
<b>TOTAL</b>	<b>16</b>	<b>0</b>	<b>123</b>	<b>7.7</b>	<b>11</b>	<b>19</b>	<b>.579</b>	<b>1</b>	<b>1</b>	<b>1.000</b>	<b>6</b>	<b>7</b>	<b>.857</b>	<b>7</b>	<b>14</b>	<b>21</b>	<b>1.3</b>	<b>19</b>	<b>0</b>	<b>4</b>	<b>9</b>	<b>2</b>	<b>1</b>	<b>29</b>	<b>1.8</b>



# TAAVI JURKATAMM (Tah-vee Your-kuh-tamm)

Senior • Forward/Center • 6-9 • 210 • Tallinn, Estonia • Audentes Sports Gymnasium

## SEASON STATS

PPG	RPG	APG	FG%	3FG%	FT%
6.9	3.4	1.78	.460	.350	.563

## LAST GAME vs. Oregon (12/17/20)

MIN	PTS	REBS	ASTS	BLKS	STLS
35	15	4	1	1	2

Had a career-game against Oregon in minutes played (35) and points (15)...scored 10 of the Dons first 15 points against the Ducks...was a perfect 5-for-5 from the field in that contest...has played and started all nine games this year...having a breakout season...his 6.9 ppg is by far his career-best, his 62 points is already a career-high.

### Career Honors

#### Season Highs

Points	15	at Oregon (12/17/20)
Minutes	35	at Oregon (12/17/20)
Field Goals Made	5	at Oregon (12/17/20)
Field Goal Attempts	9	vs. Towson (11/26/20)
3-Point Field Goals Made	2	2x, last at Nevada (12/2/20)
3-Point Field Goal Attempts	4	2x, last at Nevada (12/2/20)
Free Throws Made	4	at Oregon (12/17/20)
Free Throw Attempts	5	at Oregon (12/17/20)
Rebounds	6	vs. Long Beach State (12/10/20)
Assists	5	at Cal (12/13/20)
Blocks	2	2x, last vs. LBSU (12/10/20)
Steals	1	vs. UMass Lowell (11/25/20)

#### Career Highs

Points	15	at Oregon (12/17/20)
Minutes	35	at Oregon (12/17/20)
Field Goals Made	5	at Oregon (12/17/20)
Field Goal Attempts	5	2x, last vs. UMass Lowell (11/25/20)
3-Point Field Goals Made	2	2x, last at Nevada (12/2/20)
3-Point Field Goal Attempts	4	2x, last at Nevada (12/2/20)
Free Throws Made	4	at Oregon (12/17/20)
Free Throw Attempts	5	at Oregon (12/17/20)
Rebounds	8	vs. LMU (11/18/20)
Assists	5	at Cal (12/13/20)
Blocks	4	Radford (12/19/17)
Steals	4	UC Davis (12/15/17)

#### Miscellaneous

	Fr.	So.	Jr.	Sr.	Car
Double-Double	0	0	0	0	0
10+ Points	0	0	0	1	1
20+ Points	0	0	0	0	0
30+ Points	0	0	0	0	0
5+ Rebounds	3	2	3	2	10
10+ Rebounds	0	0	0	0	0
5+ Assists	0	0	0	1	1
3+ 3PT FG	0	0	0	0	0
3+ Steals	1	0	0	0	1
2+ Blocks	4	0	3	2	9
Led Team in Pts	0	0	0	1	1
Led Team in Reb.	0	0	1	0	1
Led Team in Ast.	0	0	0	1	1
Led Team in Steals	0	0	0	0	0
Led Team in Blocks	5	0	1	0	6

### Game-by-Game Totals

Game	Min	FG-FGA	PCT	3PT-A	PCT	FT-A	PCT	O-D-T	PF	A	TO	BLK	ST	TP
vs. UMass Lowell	25	2-5	.400	1-2	.500	0-0	.000	1-2-3	4	0	1	0	1	5
vs. Towson	26	2-9	.222	0-4	.000	1-2	.500	2-0-2	1	4	0	0	0	5
vs. No. 4 Virginia	31	3-9	.333	2-4	.500	0-0	.000	2-3-5	4	1	3	0	1	8
vs. Rhode Island	29	3-6	.500	0-1	.000	0-2	.000	2-2-4	5	4	1	1	0	6
at Nevada	22	2-6	.333	2-4	.500	3-4	.750	0-2-2	1	0	0	2	0	9
at Cal Poly	21	3-5	.600	1-2	.500	1-3	.333	0-2-2	2	1	2	0	2	8
LONG BEACH STATE	25	2-3	.667	0-1	.000	0-0	.000	1-5-6	2	0	2	2	0	4
at California	14	1-2	.500	0-1	.000	0-0	.000	1-2-3	5	5	0	0	0	2
at Oregon	35	5-5	1.000	1-1	1.000	4-5	.800	2-2-4	3	1	0	1	2	15
vs. Grand Canyon														
CAL STATE FULLERTON														
SAN DIEGO														
at Gonzaga														
PEPPERDINE														
at Loyola Marymount														
at Portland														
BYU														
at Santa Clara														
SAINT MARY'S														
at BYU														
at Pacific														
at Pepperdine														
PORTLAND														
GONZAGA														
LOYOLA MARYMOUNT														
at Saint Mary's														
SANTA CLARA														

### FAST FIVE...

- 1) Born Oct. 10, 1997
- 2) His parents are Veiko and Ulli Jurkatamm, he has two siblings Kristella and Mikko
- 3) His father played basketball professionally in Estonia
- 4) Sister won a Gold Medal at the 2019 European Championships in track and field
- 5) Hobbies include soccer, playing PlayStation and watching movies

### GOLDEN ON JURKATAMM...

"Taavi has always owned the tools, but now has the confidence to go out and do it against high-level competition. He is a great passing big, and is really easy to play with. He is getting better everyday." - Golden discussing Taavi's offensive emergence this season.

## CAREER YEAR-BY-YEAR STATISTICS

Year	GP	GS	Min	Avg	FG	FGA	Pct	3FG	3FGA	Pct	FT	FTA	Pct	Off	Def	Tot	Avg	PF	FO	Ast	TO	Blk	Stl	Pts	Avg
2017-18	31	7	349	11.3	18	46	.391	3	12	.250	1	7	.143	20	39	59	1.9	53	1	16	12	16	9	40	1.3
2018-19	26	0	191	7.3	8	19	.421	0	1	.000	1	4	.250	12	24	36	1.4	33	0	11	10	5	5	17	0.7
2019-20	24	3	325	13.5	11	36	.306	0	5	.000	5	16	.313	18	40	58	2.4	60	2	18	17	10	7	27	1.1
2020-21	8	8	192	24.0	18	45	.400	6	19	.316	5	11	.455	9	16	25	3.1	24	2	15	9	5	4	47	5.9
<b>TOTAL</b>	<b>89</b>	<b>18</b>	<b>1054</b>	<b>11.8</b>	<b>55</b>	<b>146</b>	<b>.377</b>	<b>9</b>	<b>37</b>	<b>.243</b>	<b>12</b>	<b>38</b>	<b>.316</b>	<b>59</b>	<b>119</b>	<b>178</b>	<b>2.0</b>	<b>170</b>	<b>5</b>	<b>60</b>	<b>48</b>	<b>36</b>	<b>25</b>	<b>131</b>	<b>1.5</b>



# SAMBA KANE

Junior • Center • 7-0 • 220 • Dakar, Senegal • Florida Prep Academy • Illinois • Indian Hills CC

## SEASON STATS

PPG	RPG	APG	FG%	3FG%	FT%
3.1	3.2	0.22	.565	.000	.500

## LAST GAME at Oregon (12/17/20)

MIN	PTS	REBS	ASTS	BLKS	STLS
16	2	2	0	0	0

Has played in all eight games for the Dons...had his best performance against Towson with 10 points and seven rebounds, both career-bests...is averaging 1.25 blocks per game which is fourth best in the WCC...logged just nine minutes against the Cavaliers but still finished with a block...added two more against Cal in 10 minutes

### Career Honors

#### Season Highs

Points	10	vs. Towson (11/26/20)
Minutes	25	vs. Towson (11/26/20)
Field Goals Made	4	vs. Towson (11/26/20)
Field Goal Attempts	5	vs. Towson (11/26/20)
3-Point Field Goals Made	--	--
3-Point Field Goal Attempts	--	--
Free Throws Made	--	--
Free Throw Attempts	2	vs. Towson (11/26/20)
Rebounds	7	vs. Towson (11/26/20)
Assists	1	vs. UMass Lowell (11/25/20)
Blocks	2	2x last vs. Towson (11/26/20)
Steals	1	vs. UMass Lowell (11/25/20)

#### Career Highs

Points	10	vs. Towson (11/26/20)
Minutes	25	vs. Towson (11/26/20)
Field Goals Made	4	vs. Towson (11/26/20)
Field Goal Attempts	6	Mississippi Val. (11/25/18)
3-Point Field Goals Made	0	vs Iowa (03/14/19)
3-Point Field Goal Attempts	0	vs Iowa (03/14/19)
Free Throw Attempts	2	vs. Towson (11/26/20)
Rebounds	7	vs. Towson (11/26/20)
Rebounds	6	vs. UMass Lowell (11/25/20)
Assists	1	2x last vs. UMass Lowell (11/25/20)
Blocks	3	at Iowa (01/20/19)
Steals	1	2x last vs. UMass Lowell (11/25/20)

### Miscellaneous

	Fr.	So.	Jr.	Car
Double-Double	0	0	0	0
10+ Points	2	4	1	7
20+ Points	0	0	0	0
30+ Points	0	0	0	0
5+ Rebounds	0	4	2	6
10+ Rebounds	0	0	0	0
5+ Assists	0	0	0	0
3+ 3PT FG	2	5	0	7
3+ Steals	0	0	0	0
2+ Blocks	0	0	0	0
Led Team in Pts	0	0	0	0
Led Team in Reb.	0	1	1	2
Led Team in Ast.	0	0	0	0

### Game-by-Game Totals

Game	Min	FG-FGA	PCT	3PT-A	PCT	FT-A	PCT	O-D-T	PF	A	TO	BLK	ST	TP
vs. UMass Lowell	21	2-3	.667	0-0	.000	0-1	.000	1-5-6	4	1	0	2	1	4
vs. Towson	25	4-5	.800	0-0	.000	2-2	1.000	3-4-7	1	0	1	2	0	10
vs. No. 4 Virginia	9	0-1	.000	0-0	.000	0-0	.000	1-1-2	1	0	0	1	0	0
vs. Rhode Island	5	0-1	.000	0-0	.000	0-0	.000	1-1-2	0	0	1	0	0	0
at Nevada	13	2-4	.500	0-0	.000	0-0	.000	0-4-4	4	0	0	0	0	4
at Cal Poly	11	0-2	.000	0-0	.000	0-0	.000	0-1-1	1	0	0	2	0	0
LONG BEACH STATE	10	3-4	.750	0-0	.000	0-0	.000	1-3-4	3	1	1	0	0	6
at California	10	1-1	1.000	0-0	.000	0-0	.000	0-1-1	1	0	1	2	0	2
at Oregon	16	1-2	.500	0-0	.000	0-1	.000	1-1-2	0	0	0	0	0	2
vs. Grand Canyon														
SAN DIEGO														
at Gonzaga														
PEPPERDINE														
at Loyola Marymount														
at Portland														
BYU														
at Santa Clara														
SAINT MARY'S														
at BYU														
at Pacific														
at Pepperdine														
PORTLAND														
GONZAGA														
LOYOLA MARYMOUNT														
at Saint Mary's														
SANTA CLARA														

### FAST FIVE...

- 1) Born Nov. 20, 1999
- 2) Favorite player is Hakeem Olajuwon
- 3) Played soccer before being introduced to the game of basketball six years ago
- 4) Hobbies include watching movies - lists Black Panther has his favorite, listening to French music and playing the drums
- 5) Enjoys Chinese food and favorite restaurant is Panda Express

### GOLDEN ON KANE...

"We are really excited about adding Samba to our program here on the Hilltop," said Golden. "He brings an element of size, speed, and athleticism that we simply have not had. As a freshman at Illinois, he was one of the best rim protectors in the country. Now, being older, having more experience, and working with Coach N'Diaye on a daily basis, we believe he has potential to be an impact player in the West Coast Conference."

## CAREER YEAR-BY-YEAR STATISTICS (\*at Illinois)

Year	GP	GS	Min	Avg	FG	FGA	Pct	3FG	3FGA	Pct	FT	FTA	Pct	Off	Def	Tot	Avg	PF	FO	Ast	TO	Blk	Stl	Pts	Avg
*2018-19	18	0	86	4.8	13	22	.591	0	0	.000	1	7	.143	4	5	9	0.5	10	0	2	8	10	2	27	1.5
2020-21	9	4	120	13.3	13	24	.542	0	0	.000	2	4	.500	7	21	28	3.1	15	0	1	3	10	1	28	3.1
<b>TOTAL USF</b>	<b>9</b>	<b>4</b>	<b>120</b>	<b>13.3</b>	<b>13</b>	<b>24</b>	<b>.542</b>	<b>0</b>	<b>0</b>	<b>.000</b>	<b>2</b>	<b>4</b>	<b>.500</b>	<b>7</b>	<b>21</b>	<b>28</b>	<b>3.1</b>	<b>15</b>	<b>0</b>	<b>1</b>	<b>3</b>	<b>10</b>	<b>1</b>	<b>28</b>	<b>3.1</b>
<b>CAREER</b>	<b>27</b>	<b>4</b>	<b>206</b>	<b>7.6</b>	<b>26</b>	<b>45</b>	<b>.578</b>	<b>0</b>	<b>0</b>	<b>.000</b>	<b>3</b>	<b>11</b>	<b>.273</b>	<b>12</b>	<b>26</b>	<b>38</b>	<b>1.4</b>	<b>25</b>	<b>0</b>	<b>4</b>	<b>12</b>	<b>19</b>	<b>3</b>	<b>55</b>	<b>2.0</b>



# EMMANUEL NWUABUEZE (wuh-BWAH-zay)

R-Sophomore • Guard • 6-3 • 210 • San Francisco, Calif. • International HS

## SEASON STATS

PPG	RPG	APG	FG%	3FG%	FT%
0.0					

## LAST GAME vs. Pacific (Mar. 7, 2020)

MIN	PTS	REBS	ASTS	BLKS	STLS
1	0	1	0	0	0

Made his collegiate debut against Pacific on Mar. 7, 2020...lettered in both basketball and track and field at International High School in San Francisco...played basketball all four years for the Jaguars under head coach Frank Williams and Paul Cortes...was a two-time all league honoree...he was named the BCL Central MVP his senior season after earning All-BCL West Second Team honors as a junior.

### Career Honors

#### Season Highs

Points	--	--
Minutes	--	--
Field Goals Made	--	--
Field Goal Attempts	--	--
3-Point Field Goals Made	--	--
3-Point Field Goal Attempts	--	--
Free Throws Made	--	--
Free Throw Attempts	--	--
Rebounds	--	--
Assists	--	--
Blocks	--	--
Steals	--	--

#### Career Highs

Points	--	--
Minutes	1	vs. Pacific (3/7/20)
Field Goals Made	--	--
Field Goal Attempts	--	--
3-Point Field Goals Made	--	--
3-Point Field Goal Attempts	--	--
Free Throws Made	--	--
Free Throw Attempts	--	--
Rebounds	--	--
Assists	--	--
Blocks	--	--
Steals	--	--

#### Miscellaneous

	RSo.	RJr.	Car
Double-Double	-	-	0
10+ Points	-	-	0
20+ Points	-	-	0
30+ Points	-	-	0
5+ Rebounds	-	-	0
10+ Rebounds	-	-	0
5+ Assists	-	-	0
3+ 3PT FG	-	-	0
3+ Steals	-	-	0
2+ Blocks	-	-	0
Led Team in Pts	-	-	0
Led Team in Reb.	-	-	0
Led Team in Ast.	-	-	0

### Game-by-Game Totals

Game	Min	FG-FGA	PCT	3PT-A	PCT	FT-A	PCT	O-D-T	PF	A	TO	BLK	ST	TP
vs. UMass Lowell														
vs. Towson														
vs. No. 4 Virginia														
vs. Rhode Island														
at Nevada														
at Cal Poly														
LONG BEACH STATE	1	0-1	.000	0-0	.000	0-0	.000	0-1-1	0	0	0	0	0	0
at California														
at Oregon														
vs. Grand Canyon														
SAN DIEGO														
at Gonzaga														
PEPPERDINE														
at Loyola Marymount														
at Portland														
BYU														
at Santa Clara														
SAINT MARY'S														
at BYU														
at Pacific														
at Pepperdine														
PORTLAND														
GONZAGA														
LOYOLA MARYMOUNT														
at Saint Mary's														
SANTA CLARA														

### FAST FIVE...

- 1) His three favorite sports teams are the Giants, Chargers, and Lakers.
- 2) His favorite basketball player is LeBron James
- 3) Says the McLaren is his favorite car.
- 4) A shoe aficionado he says the Kobe VIII's or Air Jordan Red 4's are the best shoes.
- 5) Speaks French and English fluently.

### GOLDEN ON NWABUEZE...

## CAREER YEAR-BY-YEAR STATISTICS

Year	GP	GS	Min	Avg	FG	FGA	Pct	FG	FGA	Pct	FT	FTA	Pct	Off	Def	Tot	Avg	PF	FO	Ast	TO	Blk	Stl	Pts	Avg
2019-20	1	0	0	0.0	0	0	.000	0	0	.000	0	0	.000	0	0	0	0.0	0	0	0	0	0	0	0	0.0
2020-21	1	0	1	1.0	0	1	.000	0	0	.000	0	0	.000	0	1	1	1.0	0	0	0	0	0	0	0	0.0
<b>TOTAL</b>	<b>2</b>	<b>0</b>	<b>1</b>	<b>0.5</b>	<b>0</b>	<b>1</b>	<b>.000</b>	<b>0</b>	<b>0</b>	<b>.000</b>	<b>0</b>	<b>0</b>	<b>.000</b>	<b>0</b>	<b>1</b>	<b>1</b>	<b>0.5</b>	<b>0</b>	<b>0</b>	<b>0</b>	<b>0</b>	<b>0</b>	<b>0</b>	<b>0</b>	<b>0.0</b>

# 2020-21 USF MEN'S BASKETBALL GAME NOTES

## Around the WCC

	WCC	Pct.	Overall	Pct.	Streak
Santa Clara	0-0	0.000	6-0	1.000	W6
Gonzaga	0-0	0.000	3-0	1.000	W3
Saint Mary's	0-0	0.000	7-1	0.875	W7
Portland	0-0	0.000	5-1	0.833	W5
Brigham Young	0-0	0.000	7-2	0.778	W2
Pacific	0-0	0.000	2-1	0.667	W1
Loyola Marymount	0-0	0.000	4-3	0.571	W2
Pepperdine	0-0	0.000	4-3	0.571	W1
<b>San Francisco</b>	<b>0-0</b>	<b>0.000</b>	<b>5-4</b>	<b>0.556</b>	<b>L2</b>
San Diego	0-0	0.000	1-2	0.333	W1



### Team Leaders

Scoring Offense	PPG
1. Gonzaga	93.0
4. San Francisco	78.6

Scoring Defense	PPG
1. Santa Clara	57.0
5. San Francisco	67.7

Scoring Margin	MAR
1. Gonzaga	+13.3
4. San Francisco	+10.8

Free Throw Pct.	FT %
1. Pepperdine	.869
5. San Francisco	.727

Field Goal Pct.	FG %
1. Gonzaga	.553
6. San Francisco	.453

Field Goal Def.	FG D.
1. Santa Clara	.331
2. San Francisco	.398

3-Pt FG Pct.	3-PT %
1. San Diego	.421
2. San Francisco	.396

3-Pt FG Def.	3-PT D.
1. Pepperdine	.245
3. San Francisco	.291

3-Pt FG Made	Avg/G
1. San Francisco	11.88

Rebounding	RPG
1. Santa Clara	42.0
7. San Francisco	36.5

Assists	APG
1. Gonzaga	19.0
4. San Francisco	14.6

Steals	SPG
1. Gonzaga	8.0
3. San Francisco	6.9

Blocks	BPG
1. Santa Clara	5.20
3. San Francisco	3.63

### Individual Leaders

Scoring	PPG
1. Drew Timme - GON	23.3
7. Jamaree Bouyea	18.4
10. Khalil Shabazz	15.6

Total Points	PTS
1. Jamaree Bouyea	147
3. Khalil Shabazz	125

Shooting	PPG
1. Alex Barcello - BYU	.614
6. Jamaree Bouyea	.559
14. Khalil Shabazz	.370

3-PT Shooting	3-PT%
1. Joey Calcaterra - USD	.800
6. Dzmitry Ryuny	.446
7. Khalil Shabazz	.362

3-PT Made Per Game	3-PT/GM
1. Joey Calcaterra - USD	4.0
2. Dzmitry Ryuny	3.1
6. Khalil Shabazz	2.6

FT Shooting	FT %
1. Kessler Edwards - PEP	.913
2. Khalil Shabazz	.857

Rebounds	RPG
1. Yauhen Massalski - USD	14.00
12. Dzmitry Ryuny	6.5

Total Rebounds	Reb.
1. Eli Scott - LMU	40
4. Dzmitry Ryuny (35th)	37

Assists Per Game	APG
1. Colbey Ross - PEP	7.83
4. Jamaree Bouyea	4.13

Steals	SPG
1. Joel Ayayi/Jalen Suggs	2.33
4. Jamaree Bouyea (247th)	1.67

Blocks	BPG
1. Matt Haarms - BYU	2.33
5. Samba Kane	1.13
6. Dzmitry Ryuny	0.88

Double-Double	#
1. Dzmitry Ryuny (3rd)	3

### Players of the Week

11/30 - Drew Timme - GON  
 12/7 - Andrew Nembhard - GON  
 12/14 - Ahmed Ali - POR

### Freshman of the Week

11/30 - Jalen Suggs - GON  
 12/7 - Leemet Böckhler - SMC  
 12/14 - Caleb Lohner - BYU

(National Ranking)

# 2020-21 USF MEN'S BASKETBALL GAME NOTES

## 2020-21 Overall Stats

<b>RECORD:</b>	<b>OVERALL</b>	<b>HOME</b>	<b>AWAY</b>	<b>NEUTRAL</b>
ALL GAMES	5-4	1-0	2-2	2-2
CONFERENCE	0-0	0-0	0-0	0-0
NON-CONFERENCE	5-4	1-0	2-2	2-2

#	Player	gp-gs	min	avg	Total		3-Point		F-Throw		Rebounds				pf	dq	a	to	blk	stl	pts	avg
					fg-fga	fg%	3fg-fga	3fg%	ft-fa	ft%	off	def	tot	avg								
01	Jamaree Bouyea	9-9	282	31.3	61-110	.555	18-40	.450	17-23	.739	5	19	24	2.7	17	1	38	20	0	13	157	17.4
00	Khalil Shabazz	9-9	244	27.1	43-120	.358	22-68	.324	28-33	.848	5	26	31	3.4	18	0	18	11	0	12	136	15.1
22	RYUNY, Dzmitry	9-5	232	25.8	33-78	.423	28-67	.418	3-5	.600	10	49	59	6.6	27	1	7	10	10	6	97	10.8
05	Julian Rishwain	7-0	110	15.7	15-40	.375	8-28	.286	14-17	.824	5	23	28	4.0	16	0	2	5	0	7	52	7.4
34	JURKATAMM, Taavi	9-9	227	25.2	23-50	.460	7-20	.350	9-16	.563	11	18	29	3.2	27	2	16	9	6	6	62	6.9
11	MILSTEAD, Damari	9-4	184	20.4	20-49	.408	8-23	.348	12-14	.857	5	13	18	2.0	10	0	25	15	1	9	60	6.7
14	Anthony Roy	3-0	17	5.7	6-9	.667	3-4	.750	1-3	.333	2	4	6	2.0	3	0	1	2	1	0	16	5.3
10	KUNEN, Josh	9-5	200	22.2	13-28	.464	8-13	.615	6-9	.667	5	31	36	4.0	31	1	14	14	3	6	40	4.4
43	KANE, Samba	9-4	120	13.3	13-24	.542	0-0	.000	2-4	.500	7	21	28	3.1	15	0	1	3	10	1	28	3.1
31	VISSER, Jonas	9-0	95	10.6	9-16	.563	1-1	1.000	4-5	.800	5	13	18	2.0	15	0	3	8	2	1	23	2.6
12	Trevante Anderson	3-0	14	4.7	1-2	.500	0-1	.000	3-4	.750	0	0	0	0.0	2	0	2	0	0	0	5	1.7
03	Isaiah Hawthorne	7-0	45	6.4	5-19	.263	0-10	.000	1-2	.500	5	6	11	1.6	7	0	2	7	1	0	11	1.6
15	Maj Dusanic	3-0	14	4.7	2-3	.667	0-1	.000	0-0	.000	0	0	0	0.0	2	0	0	1	1	0	4	1.3
02	Justin Bieker	3-0	15	5.0	1-3	.333	0-1	.000	0-1	.000	0	4	4	1.3	3	0	1	1	0	0	2	0.7
45	Emmanuel Nwabueze	1-0	1	1.0	0-1	.000	0-0	.000	0-0	.000	0	1	1	1.0	0	0	0	0	0	0	0	0.0
Team											19	12	31				4					
Total.....		9	1800		245-552	.444	103-277	.372	100-136	.735	84	240	324	36.0	193	5	130	110	35	61	693	77.0
Opponents.....		9	1802		201-496	.405	38-136	.279	176-239	.736	85	241	326	36.2	144	-	85	116	30	56	616	68.4

<b>TEAM STATISTICS</b>	<b>USF</b>	<b>OPP</b>	<b>Date</b>	<b>Opponent</b>	<b>Score</b>	<b>Att.</b>
SCORING	693	616	11/25/20	vs UMass Lowell	L 68-76	0
Points per game	77.0	68.4	11/26/20	vs Towson	w 79-68	0
Scoring margin	+8.6	-	11/27/20	vs Virginia	w 61-60	0
FIELD GOALS-ATT	245-552	201-496	11/29/20	vs Rhode Island	L 71-84	0
Field goal pct	.444	.405	12/02/20	at Nevada	w 85-60	50
3 POINT FG-ATT	103-277	38-136	12/04/20	at Cal Poly	w 88-60	0
3-point FG pct	.372	.279	12/10/20	LONG BEACH ST.	w 107-62	0
3-pt FG made per game	11.4	4.2	12/13/20	at California	L 70-72	0
FREE THROWS-ATT	100-136	176-239	12/17/20	at Oregon	L 64-74	0
Free throw pct	.735	.736				
F-Throws made per game	11.1	19.6				
REBOUNDS	324	326				
Rebounds per game	36.0	36.2				
Rebounding margin	-0.2	-				
ASSISTS	130	85				
Assists per game	14.4	9.4				
TURNOVERS	110	116				
Turnovers per game	12.2	12.9				
Turnover margin	+0.7	-				
Assist/turnover ratio	1.2	0.7				
STEALS	61	56				
Steals per game	6.8	6.2				
BLOCKS	35	30				
Blocks per game	3.9	3.3				
ATTENDANCE	0	50				
Home games-Avg/Game	1-0	4-12				
Neutral site-Avg/Game	-	4-0				

\* - Conference game

<b>Score by Periods</b>	<b>1st</b>	<b>2nd</b>	<b>Totals</b>
USF	310	383	693
Opponents	275	341	616

## 2020-21 USF MEN'S BASKETBALL GAME NOTES

### 2020-21 WCC Stats

<b>RECORD:</b>	<b>OVERALL</b>	<b>HOME</b>	<b>AWAY</b>	<b>NEUTRAL</b>
ALL GAMES	9-7	5-3	4-4	0-0
CONFERENCE	9-7	5-3	4-4	0-0
NON-CONFERENCE	0-0	0-0	0-0	0-0

#	Player	gp-gs	min	avg	Total		3-Point		F-Throw		Rebounds				pf	dq	a	to	blk	stl	pts	avg
					fg-fga	fg%	3fg-fga	3fg%	ft-fta	ft%	off	def	tot	avg								
14	MINLEND, Charles	16-16	495	30.9	79-200	.395	22-71	.310	40-60	.667	30	59	89	5.6	28	0	22	35	11	16	220	13.8
05	LULL, Jimbo	16-16	446	27.9	72-134	.537	4-18	.222	32-44	.727	36	89	125	7.8	35	1	14	28	13	10	180	11.3
01	BOUYEA, Jamaree	16-16	541	33.8	67-153	.438	17-61	.279	22-29	.759	8	63	71	4.4	28	0	47	45	12	26	173	10.8
00	SHABAZZ, Khalil	16-2	363	22.7	54-137	.394	31-89	.348	33-44	.750	7	37	44	2.8	36	2	25	25	1	30	172	10.8
25	RATINHO, Jordan	16-16	470	29.4	46-127	.362	17-68	.250	23-31	.742	6	26	32	2.0	38	0	16	14	4	8	132	8.3
10	KUNEN, Josh	16-12	329	20.6	31-65	.477	9-18	.500	9-12	.750	35	53	88	5.5	47	2	17	25	5	6	80	5.0
11	RAITANEN, Remu	16-2	214	13.4	16-39	.410	12-33	.364	8-10	.800	7	27	34	2.1	15	0	12	3	0	4	52	3.3
22	RYUNY, Dzmitry	13-0	105	8.1	12-34	.353	8-26	.308	4-5	.800	2	9	11	0.8	8	0	1	3	2	6	36	2.8
12	ANDERSON, Trevante	11-0	68	6.2	6-20	.300	4-13	.308	6-7	.857	0	4	4	0.4	10	0	3	8	0	2	22	2.0
34	JURKATAMM, Taavi	15-0	194	12.9	6-25	.240	0-3	.000	4-12	.333	13	32	45	3.0	39	2	14	10	6	4	16	1.1
Team											14	15	29				7					
Total.....		16	3225		389-934	.416	124-400	.310	181-254	.713	158	414	572	35.8	284	7	171	203	54	112	1083	67.7
Opponents.....		16	3225		392-893	.439	100-263	.380	192-272	.706	127	418	545	34.1	261	-	196	199	45	111	1076	67.2

<b>TEAM STATISTICS</b>	<b>USF</b>	<b>OPP</b>	<b>Date</b>	<b>Opponent</b>	<b>Score</b>	<b>Att.</b>	
SCORING	1083	1076	* 01/02/20	SAINT MARY'S (CA)	L	58-69	3006
Points per game	67.7	67.2	* 01/04/20	at Portland	L	65-76	0
Scoring margin	+0.4	-	* 01/09/20	SANTA CLARA	W	80-61	2207
FIELD GOALS-ATT	389-934	392-893	* 01/11/20	at Pacific	W	79-75	2382
Field goal pct	.416	.439	* 01/18/20	LOYOLA MARYMOUNT	W	61-53	2370
3 POINT FG-ATT	124-400	100-263	* 01/23/20	at Saint Mary's (CA)	L	48-58	3422
3-point FG pct	.310	.380	* 01/25/20	BYU	W	83-82	3006
3-pt FG made per game	7.8	6.3	* 01/30/20	at San Diego	W	69-44	1642
FREE THROWS-ATT	181-254	192-272	* 02/01/20	GONZAGA	L	79-83	3006
Free throw pct	.713	.706	* 02/06/20	PACIFIC	L	48-60	1748
F-Throws made per game	11.3	12.0	* 02/08/20	at BYU	L	76-90	14757
REBOUNDS	572	545	* 02/13/20	at Santa Clara	W	70-61	2077
Rebounds per game	35.8	34.1	* 02/20/20	at Gonzaga	L	54-71	6000
Rebounding margin	+1.7	-	* 02/22/20	PEPPERDINE	Wot	63-61	2937
ASSISTS	171	196	* 02/27/20	PORTLAND	W	81-65	2225
Assists per game	10.7	12.3	* 02/29/20	at Loyola Marymount	W	69-67	2916
TURNOVERS	203	199	* = Conference game				
Turnovers per game	12.7	12.4					
Turnover margin	-0.2	-					
Assist/turnover ratio	0.8	1.0					
STEALS	112	111					
Steals per game	7.0	6.9					
BLOCKS	54	45					
Blocks per game	3.4	2.8					
ATTENDANCE	20505	33196					
Home games-Avg/Game	8-2563	8-4150					
Neutral site-Avg/Game	-	0-0					

<b>Score by Periods</b>	<b>1st</b>	<b>2nd</b>	<b>OT</b>	<b>Totals</b>
San Francisco	503	575	5	1083
Opponents	479	594	3	1076

# 2020-21 USF MEN'S BASKETBALL GAME NOTES

## 2020-21 Game-by-Game

Opponent	Date	Score		Total		3-Pointers		Free throws		Rebounds				pf	a	t/o	blk	stl	pts	avg
				fg-fga	pct	3fg-fga	pct	ft-fta	pct	off	def	tot	avg							
vs UMass Lowell	11/25/20	68-76	L	23-61	.377	5-26	.192	17-21	.810	12	15	27	27.0	31	6	15	2	6	68	68.0
vs Towson	11/26/20	79-68	W	28-61	.459	13-33	.394	10-14	.714	12	24	36	31.5	18	16	8	5	7	79	73.5
vs Virginia	11/27/20	61-60	W	23-58	.397	13-28	.464	2-4	.500	6	25	31	31.3	16	14	8	3	6	61	69.3
vs Rhode Island	11/29/20	71-84	L	25-75	.333	11-40	.275	10-13	.769	16	26	42	34.0	25	11	10	2	4	71	69.8
at Nevada	12/02/20	85-60	W	29-63	.460	15-34	.441	12-17	.706	8	31	39	35.0	21	17	10	4	7	85	72.8
at Cal Poly	12/04/20	88-60	W	32-55	.582	10-23	.435	14-22	.636	6	29	35	35.0	19	18	20	6	11	88	75.3
LONG BEACH ST.	12/10/20	107-62	W	40-70	.571	18-35	.514	9-11	.818	9	39	48	36.9	21	24	14	7	10	107	79.9
at California	12/13/20	70-72	L	23-49	.469	10-23	.435	14-18	.778	4	27	31	36.1	22	14	11	2	4	70	78.6
at Oregon	12/17/20	64-74	L	22-60	.367	8-35	.229	12-16	.750	11	24	35	36.0	20	10	14	4	6	64	77.0
USF		693		245-552	.444	103-277	.372	100-136	.735	84	240	324	36.0	193	130	110	35	61	693	77.0
Opponents		616		201-496	.405	38-136	.279	176-239	.736	85	241	326	36.2	144	85	116	30	56	616	68.4

Games played: 9  
 Points/game: 77.0  
 FG Pct: 44.4  
 3FG Pct: 37.2  
 FT Pct: 73.5

Rebounds/game: 36.0  
 Assists/game: 14.4  
 Turnovers/game: 12.2  
 Assist/turnover ratio: 1.2  
 Steals/game: 6.8  
 Blocks/game: 3.9

## 2020-21 USF MEN'S BASKETBALL GAME NOTES

### 2020-21 Results

<b>RECORD:</b>	<b>OVERALL</b>	<b>HOME</b>	<b>AWAY</b>	<b>NEUTRAL</b>
ALL GAMES	5-4	1-0	2-2	2-2
CONFERENCE	0-0	0-0	0-0	0-0
NON-CONFERENCE	5-4	1-0	2-2	2-2

<b>Date</b>	<b>Opponent</b>	<b>Score</b>	<b>Att.</b>	<b>High Points</b>	<b>High Rebounds</b>
11/25/20	vs UMass Lowell	68-76	L	(31)Khalil Shabazz	(6)KANE, Samba
11/26/20	vs Towson	79-68	W	(20)Jamaree Bouyea	(10)Dzmitry Ryuny
11/27/20	vs Virginia	61-60	W	(19)Jamaree Bouyea	(7)Josh Kunen
11/29/20	vs Rhode Island	71-84	L	(22)Jamaree Bouyea	(10)Dzmitry Ryuny
12/02/20	at Nevada	85-60	W	50 (22)Khalil Shabazz	(7)Josh Kunen
12/04/20	at Cal Poly	88-60	W	(18)Jamaree Bouyea	(10)Dzmitry Ryuny
12/10/20	LONG BEACH ST.	107-62	W	(24)Damari Milstead	(9)Dzmitry Ryuny
12/13/20	at California	70-72	L	(24)Jamaree Bouyea	(6)Julian Rishwain
12/17/20	at Oregon	64-74	L	(15)Taavi Jurkatamm	(7)Dzmitry Ryuny

\* - Conference game

<b>Attendance Summary</b>	<b>Games</b>	<b>Attend</b>	<b>Avg/Game</b>
Home	1	0	0
Away	4	50	12
Neutral	4	0	0
Total	9	50	6

# 2020-21 USF MEN'S BASKETBALL GAME NOTES

## 2020-21 Points-Rebounds-Assists

### USF Points-Rebounds-Assists (as of Dec 18, 2020)

#### All games

Opponent	Date	Score	Player														
			00	01	02	03	05	10	11	12	14	15	22	31			
			SHABAZZ,KH	BOUYEA,JA	BIEKER,JUS	HAWTHORN	RISHWAIN,J	KUNEN,JOS	MILSTEAD,D	ANDERSON,	ROY,ANTHO	DUSANIC,MA	RYUNY,DZMI	VISSER,JON			
vs LOWELL	11/25/20	68-76 L	31-1-0	15-2-4	DNP	3-4-0	0-2-0	0-1-0	7-3-1	DNP	DNP	DNP	3-1-0	0-3-0			
vs TOWSON	11/26/20	79-68 w	5-3-1	20-3-6	DNP	0-0-0	2-1-0	8-5-2	11-3-2	DNP	DNP	DNP	18-10-0	0-0-1			
vs UVA	11/27/20	61-60 w	14-5-1	19-3-6	DNP	0-1-0	DNP	8-7-0	0-3-4	DNP	DNP	DNP	10-4-2	2-1-0			
vs URI	11/29/20	71-84 L	15-3-1	22-4-5	DNP	0-2-0	DNP	4-5-0	3-3-0	DNP	DNP	DNP	19-10-1	2-2-0			
at NEVADA	12/02/20	85-60 w	22-6-4	11-2-2	0-0-0	2-0-0	5-4-0	11-7-4	0-0-5	0-0-0	4-0-0	2-0-0	12-2-2	3-1-0			
at CPO	12/04/20	88-60 w	11-3-4	18-1-5	2-0-1	2-1-0	12-5-1	2-3-2	2-0-3	5-0-0	4-4-0	0-0-0	15-10-1	7-3-0			
LBSU	12/10/20	107-62 w	6-2-2	18-3-3	0-4-0	4-3-2	15-7-1	5-3-4	24-1-6	0-0-2	8-2-1	2-0-0	6-9-1	9-5-2			
at CAL	12/13/20	70-72 L	21-4-3	24-4-3	DNP	DNP	11-6-0	2-2-1	3-2-2	DNP	DNP	DNP	5-6-0	0-2-0			
at OREGON	12/17/20	64-74 L	11-4-2	10-2-4	DNP	DNP	7-3-0	0-3-1	10-3-2	DNP	DNP	DNP	9-7-0	0-1-0			

Opponent	Date	Score	Player		
			34	43	45
			JURKATAMM	KANE,SAMB	NWABUEZE,
vs LOWELL	11/25/20	68-76 L	5-3-0	4-6-1	DNP
vs TOWSON	11/26/20	79-68 w	5-2-4	10-7-0	DNP
vs UVA	11/27/20	61-60 w	8-5-1	0-2-0	DNP
vs URI	11/29/20	71-84 L	6-4-4	0-2-0	DNP
at NEVADA	12/02/20	85-60 w	9-2-0	4-4-0	DNP
at CPO	12/04/20	88-60 w	8-2-1	0-1-0	DNP
LBSU	12/10/20	107-62 w	4-4-0	6-3-0	0-1-0
at CAL	12/13/20	70-72 L	2-3-5	2-1-0	DNP
at OREGON	12/17/20	64-74 L	15-4-1	2-2-0	DNP

San Francisco Men's Basketball  
 USF Team Game-by-Game Comparison (as of Dec 18, 2020)  
 All games

Opponent	1st	2nd	Score	Mar	Total FG	FG Pct	3-Pointers	3FG Pct	Free Throws	FT Pct	Rebounds	Assist	T/Over	Block	Steal	Fouls
UMass Lowell	30/24	38/52	68-76	(8)	23-61/22-42	.377/.524	5-26/5-12	.192/.417	17-21/27-41	.810/.659	27/39	6/14	15/19	2/3	6/5	31/22
Towson	34/30	45/38	79-68	+11	28-61/24-60	.459/.400	13-33/5-16	.394/.313	10-14/15-21	.714/.714	36/39	16/4	8/12	5/3	7/6	18/18
Virginia	21/24	40/36	61-60	+1	23-58/21-51	.397/.412	13-28/3-12	.464/.250	2-4/15-18	.500/.833	31/36	14/5	8/8	3/6	6/3	16/12
Rhode Island	28/38	43/46	71-84	(13)	25-75/23-50	.333/.460	11-40/4-15	.275/.267	10-13/34-40	.769/.850	42/40	11/9	10/13	2/4	4/6	25/16
Nevada	40/32	45/28	85-60	+25	29-63/18-57	.460/.316	15-34/4-17	.441/.235	12-17/20-25	.706/.800	39/39	17/10	10/16	4/5	7/3	21/14
Cal Poly	45/32	43/28	88-60	+28	32-55/22-59	.582/.373	10-23/3-17	.435/.176	14-22/13-21	.636/.619	35/32	18/11	20/16	6/4	11/13	19/19
LONG BEACH ST.	44/25	63/37	107-62	+45	40-70/19-64	.571/.297	18-35/4-13	.514/.308	9-11/20-27	.818/.741	48/32	24/8	14/13	7/1	10/7	21/14
California	37/29	33/43	70-72	(2)	23-49/25-53	.469/.472	10-23/6-15	.435/.400	14-18/16-23	.778/.696	31/30	14/17	11/7	2/2	4/6	22/15
Oregon	31/41	33/33	64-74	(10)	22-60/27-60	.367/.450	8-35/4-19	.229/.211	12-16/16-23	.750/.696	35/39	10/7	14/12	4/2	6/7	20/14

Note: Game totals are displayed in the format TEAM/OPPONENT for each category

**San Francisco Men's Basketball**  
**USF Team High/Low Analysis (as of Dec 18, 2020)**  
**All games**

**USF - TEAM GAME HIGHS**

POINTS	107	LONG BEACH ST. (12/10/20)
	88	at Cal Poly (12/04/20)
	85	at Nevada (12/02/20)
	79	vs Towson (11/26/20)
	71	vs Rhode Island (11/29/20)
FIELD GOALS MADE	40	LONG BEACH ST. (12/10/20)
	32	at Cal Poly (12/04/20)
FIELD GOAL ATTEMPTS	75	vs Rhode Island (11/29/20)
	70	LONG BEACH ST. (12/10/20)
FIELD GOAL PERCENTAGE	.582 (32-55)	at Cal Poly (12/04/20)
	.571 (40-70)	LONG BEACH ST. (12/10/20)
3 PT FIELD GOALS MADE	18	LONG BEACH ST. (12/10/20)
	15	at Nevada (12/02/20)
3 PT FG ATTEMPTS	40	vs Rhode Island (11/29/20)
	35	at Oregon (12/17/20)
	35	LONG BEACH ST. (12/10/20)
3 PT FG PERCENTAGE	.514 (18-35)	LONG BEACH ST. (12/10/20)
	.464 (13-28)	vs Virginia (11/27/20)
FREE THROWS MADE	17	vs UMass Lowell (11/25/20)
	14	at California (12/13/20)
	14	at Cal Poly (12/04/20)
FREE THROW ATTEMPTS	22	at Cal Poly (12/04/20)
	21	vs UMass Lowell (11/25/20)
FREE THROW PERCENTAGE	.818 (9-11)	LONG BEACH ST. (12/10/20)
	.810 (17-21)	vs UMass Lowell (11/25/20)
REBOUNDS	48	LONG BEACH ST. (12/10/20)
	42	vs Rhode Island (11/29/20)
ASSISTS	24	LONG BEACH ST. (12/10/20)
	18	at Cal Poly (12/04/20)
STEALS	11	at Cal Poly (12/04/20)
	10	LONG BEACH ST. (12/10/20)
BLOCKED SHOTS	7	LONG BEACH ST. (12/10/20)
	6	at Cal Poly (12/04/20)
TURNOVERS	20	at Cal Poly (12/04/20)
	15	vs UMass Lowell (11/25/20)
FOULS	31	vs UMass Lowell (11/25/20)
	25	vs Rhode Island (11/29/20)

# 2020-21 USF MEN'S BASKETBALL GAME NOTES

## 2020-21 Team/Opponent Highs and Lows

### USF Highs

#### USF - TEAM GAME HIGHS

POINTS	107	LONG BEACH ST. (12/10/20)
	88	at Cal Poly (12/04/20)
	85	at Nevada (12/02/20)
	79	vs Towson (11/26/20)
	71	vs Rhode Island (11/29/20)
FIELD GOALS MADE	40	LONG BEACH ST. (12/10/20)
	32	at Cal Poly (12/04/20)
FIELD GOAL ATTEMPTS	75	vs Rhode Island (11/29/20)
	70	LONG BEACH ST. (12/10/20)
FIELD GOAL PERCENTAGE	.582 (32-55)	at Cal Poly (12/04/20)
	.571 (40-70)	LONG BEACH ST. (12/10/20)
3 PT FIELD GOALS MADE	18	LONG BEACH ST. (12/10/20)
	15	at Nevada (12/02/20)
3 PT FG ATTEMPTS	40	vs Rhode Island (11/29/20)
	35	at Oregon (12/17/20)
	35	LONG BEACH ST. (12/10/20)
3 PT FG PERCENTAGE	.514 (18-35)	LONG BEACH ST. (12/10/20)
	.464 (13-28)	vs Virginia (11/27/20)
FREE THROWS MADE	17	vs UMass Lowell (11/25/20)
	14	at California (12/13/20)
	14	at Cal Poly (12/04/20)
FREE THROW ATTEMPTS	22	at Cal Poly (12/04/20)
	21	vs UMass Lowell (11/25/20)
FREE THROW PERCENTAGE	.818 (9-11)	LONG BEACH ST. (12/10/20)
	.810 (17-21)	vs UMass Lowell (11/25/20)
REBOUNDS	48	LONG BEACH ST. (12/10/20)
	42	vs Rhode Island (11/29/20)
ASSISTS	24	LONG BEACH ST. (12/10/20)
	18	at Cal Poly (12/04/20)
STEALS	11	at Cal Poly (12/04/20)
	10	LONG BEACH ST. (12/10/20)
BLOCKED SHOTS	7	LONG BEACH ST. (12/10/20)
	6	at Cal Poly (12/04/20)
TURNOVERS	20	at Cal Poly (12/04/20)
	15	vs UMass Lowell (11/25/20)
FOULS	31	vs UMass Lowell (11/25/20)
	25	vs Rhode Island (11/29/20)

### USF Lows

#### USF - GAME LOWS

POINTS	61	vs Virginia (11/27/20)
	64	at Oregon (12/17/20)
	68	vs UMass Lowell (11/25/20)
	70	at California (12/13/20)
	71	vs Rhode Island (11/29/20)
FIELD GOALS MADE	22	at Oregon (12/17/20)
	23	vs UMass Lowell (11/25/20)
	23	vs Virginia (11/27/20)
	23	at California (12/13/20)
FIELD GOAL ATTEMPTS	49	at California (12/13/20)
	55	at Cal Poly (12/04/20)
FIELD GOAL PERCENTAGE	.333 (25-75)	vs Rhode Island (11/29/20)
	.367 (22-60)	at Oregon (12/17/20)
3 PT FIELD GOALS MADE	5	vs UMass Lowell (11/25/20)
	8	at Oregon (12/17/20)
3 PT FG ATTEMPTS	23	at Cal Poly (12/04/20)
	23	at California (12/13/20)
3 PT FG PERCENTAGE	.192 (5-26)	vs UMass Lowell (11/25/20)
	.229 (8-35)	at Oregon (12/17/20)
FREE THROWS MADE	2	vs Virginia (11/27/20)
	9	LONG BEACH ST. (12/10/20)
FREE THROW ATTEMPTS	4	vs Virginia (11/27/20)
	11	LONG BEACH ST. (12/10/20)
FREE THROW PERCENTAGE	.500 (2-4)	vs Virginia (11/27/20)
	.636 (14-22)	at Cal Poly (12/04/20)
REBOUNDS	27	vs UMass Lowell (11/25/20)
	31	vs Virginia (11/27/20)
	31	at California (12/13/20)
ASSISTS	6	vs UMass Lowell (11/25/20)
	10	at Oregon (12/17/20)
STEALS	4	vs Rhode Island (11/29/20)
	4	at California (12/13/20)
BLOCKED SHOTS	2	vs UMass Lowell (11/25/20)
	2	vs Rhode Island (11/29/20)
	2	at California (12/13/20)
TURNOVERS	8	vs Towson (11/26/20)
	8	vs Virginia (11/27/20)
FOULS	16	vs Virginia (11/27/20)
	18	vs Towson (11/26/20)

### Opponent Highs

#### Opponent - GAME HIGHS

POINTS	84	vs Rhode Island (11/29/20)
	76	vs UMass Lowell (11/25/20)
	74	at Oregon (12/17/20)
	72	at California (12/13/20)
	68	vs Towson (11/26/20)
FIELD GOALS MADE	27	at Oregon (12/17/20)
	25	at California (12/13/20)
FIELD GOAL ATTEMPTS	64	LONG BEACH ST. (12/10/20)
	60	at Oregon (12/17/20)
	60	vs Towson (11/26/20)
FIELD GOAL PERCENTAGE	.524 (22-42)	vs UMass Lowell (11/25/20)
	.472 (25-53)	at California (12/13/20)
3 PT FIELD GOALS MADE	6	at California (12/13/20)
	5	vs Towson (11/26/20)
	5	vs UMass Lowell (11/25/20)
3 PT FG ATTEMPTS	19	at Oregon (12/17/20)
	17	at Cal Poly (12/04/20)
	17	at Nevada (12/02/20)
3 PT FG PERCENTAGE	.417 (5-12)	vs UMass Lowell (11/25/20)
	.400 (6-15)	at California (12/13/20)
FREE THROWS MADE	34	vs Rhode Island (11/29/20)
	27	vs UMass Lowell (11/25/20)
FREE THROW ATTEMPTS	41	vs UMass Lowell (11/25/20)
	40	vs Rhode Island (11/29/20)
FREE THROW PERCENTAGE	.850 (34-40)	vs Rhode Island (11/29/20)
	.833 (15-18)	vs Virginia (11/27/20)
REBOUNDS	40	vs Rhode Island (11/29/20)
	39	at Oregon (12/17/20)
	39	at Nevada (12/02/20)
	39	vs Towson (11/26/20)
	39	vs UMass Lowell (11/25/20)
ASSISTS	17	at California (12/13/20)
	14	vs UMass Lowell (11/25/20)
STEALS	13	at Cal Poly (12/04/20)
	7	at Oregon (12/17/20)
	7	LONG BEACH ST. (12/10/20)
BLOCKED SHOTS	6	vs Virginia (11/27/20)
	5	at Nevada (12/02/20)
TURNOVERS	19	vs UMass Lowell (11/25/20)
	16	at Cal Poly (12/04/20)
	16	at Nevada (12/02/20)
FOULS	22	vs UMass Lowell (11/25/20)
	19	at Cal Poly (12/04/20)

### Opponent Lows

#### Opponent - GAME LOWS

POINTS	60	vs Virginia (11/27/20)
	60	at Nevada (12/02/20)
	60	at Cal Poly (12/04/20)
	62	LONG BEACH ST. (12/10/20)
	68	vs Towson (11/26/20)
FIELD GOALS MADE	18	at Nevada (12/02/20)
	19	LONG BEACH ST. (12/10/20)
FIELD GOAL ATTEMPTS	42	vs UMass Lowell (11/25/20)
	50	vs Rhode Island (11/29/20)
FIELD GOAL PERCENTAGE	.297 (19-64)	LONG BEACH ST. (12/10/20)
	.316 (18-57)	at Nevada (12/02/20)
3 PT FIELD GOALS MADE	3	vs Virginia (11/27/20)
	3	at Cal Poly (12/04/20)
3 PT FG ATTEMPTS	12	vs UMass Lowell (11/25/20)
	12	vs Virginia (11/27/20)
3 PT FG PERCENTAGE	.176 (3-17)	at Cal Poly (12/04/20)
	.211 (4-19)	at Oregon (12/17/20)
FREE THROWS MADE	13	at Cal Poly (12/04/20)
	15	vs Towson (11/26/20)
	15	vs Virginia (11/27/20)
FREE THROW ATTEMPTS	18	vs Virginia (11/27/20)
	21	vs Towson (11/26/20)
	21	at Cal Poly (12/04/20)
FREE THROW PERCENTAGE	.619 (13-21)	at Cal Poly (12/04/20)
	.659 (27-41)	vs UMass Lowell (11/25/20)
REBOUNDS	30	at California (12/13/20)
	32	at Cal Poly (12/04/20)
	32	LONG BEACH ST. (12/10/20)
ASSISTS	4	vs Towson (11/26/20)
	5	vs Virginia (11/27/20)
STEALS	3	vs Virginia (11/27/20)
	3	at Nevada (12/02/20)
BLOCKED SHOTS	1	LONG BEACH ST. (12/10/20)
	2	at California (12/13/20)
	2	at Oregon (12/17/20)
TURNOVERS	7	at California (12/13/20)
	8	vs Virginia (11/27/20)
FOULS	12	vs Virginia (11/27/20)
	14	at Nevada (12/02/20)
	14	LONG BEACH ST. (12/10/20)
	14	at Oregon (12/17/20)

# 2020-21 USF MEN'S BASKETBALL GAME NOTES

## 2020-21 Last Four Box Scores

### Official Basketball Box Score -- Game Totals -- Final Statistics USF vs Cal Poly 12/04/20 6:00 pm at San Luis Obispo, CA

**USF 88 • 4-2,0-0 WCC**

#	Player	Total			3-Ptr			Rebounds			PF	TP	A	TO	Blk	Stl	Min
		FG-FGA	FG-FGA	FT-FTA	FG-FGA	FG-FGA	FT-FTA	Off	Def	Tot							
10	Josh Kunen	f	1-1	0-0	0-0	0	3	3	4	2	2	1	1	1	1	18	
22	Dzmitry Rlyuny	f	5-8	5-7	0-0	1	9	10	1	15	1	1	1	1	1	23	
34	Taavi Jurkatamm	f	3-5	1-2	1-3	0	2	2	2	8	1	2	0	2	0	21	
00	Khalil Shabazz	g	4-8	1-4	2-2	0	3	3	2	11	4	1	0	3	2	24	
01	Jamaree Bouyeya	g	7-10	2-3	2-3	1	0	1	0	18	5	1	0	1	0	23	
02	Justin Bieker	g	1-2	0-1	0-1	0	0	0	1	2	1	0	0	0	0	7	
03	Isaiah Hawthorne	g	1-2	0-1	0-0	0	1	1	2	2	0	2	0	0	0	8	
05	Julian Rishwain	g	3-5	1-2	5-7	1	4	5	1	12	1	1	0	2	1	17	
11	Damari Milstead	g	1-2	0-1	0-0	0	0	0	1	2	3	6	0	1	1	13	
12	Trevante Anderson	g	1-1	0-0	3-4	0	0	0	1	5	0	0	0	0	0	7	
14	Anthony Roy	g	2-3	0-1	0-1	1	3	4	1	4	0	2	0	0	0	7	
15	Maj Dusanic	g	0-1	0-1	0-0	0	0	0	1	0	1	0	0	0	0	7	
31	Jonas Visser	g	3-5	0-0	1-1	1	2	3	1	7	0	1	2	0	0	14	
43	Samba Kane	g	0-2	0-0	0-0	0	1	1	1	0	0	2	0	0	0	11	
Team						1	1	2									
Totals			32-55	10-23	14-22	6	29	35	19	88	18	20	6	11	20		

FG % 1st Half: 17-27 63.0% 2nd half: 15-28 53.6% Game: 32-55 58.2% Deadball Rebounds 3  
3FG % 1st Half: 5-11 45.5% 2nd half: 5-12 41.7% Game: 10-23 43.5%  
FT % 1st Half: 6-9 66.7% 2nd half: 8-13 61.5% Game: 14-22 63.6%

**Cal Poly 60 • 1-1,0-0 Big West**

#	Player	Total			3-Ptr			Rebounds			PF	TP	A	TO	Blk	Stl	Min
		FG-FGA	FG-FGA	FT-FTA	FG-FGA	FG-FGA	FT-FTA	Off	Def	Tot							
14	Tuukka Jaakkola	f	1-5	0-0	4-4	0	1	1	2	6	0	1	0	1	0	13	
21	Riley Till	f	2-5	0-1	3-5	2	5	7	0	7	1	0	1	1	0	22	
00	Keith Smith	g	1-2	0-1	0-0	1	2	3	4	2	2	4	0	3	0	20	
02	Kobe Sanders	g	1-2	1-2	0-0	0	1	1	3	3	4	0	0	1	0	21	
05	Mark Crowe	g	2-6	0-4	0-2	1	1	2	1	4	1	1	2	4	2	29	
01	Camren Pierce	g	4-8	0-1	0-0	0	1	1	1	8	1	5	0	0	0	22	
04	Dyson Koehele	g	0-3	0-0	3-6	4	2	6	0	3	0	2	0	0	0	14	
11	Aidan Prukop	g	2-5	0-1	1-2	0	1	1	1	5	0	0	0	0	0	20	
15	Alimamy Koroma	g	6-13	0-3	2-2	1	5	6	1	14	0	1	0	1	0	12	
23	Brantly Stevenson	g	3-6	2-4	0-0	0	1	1	5	8	1	2	0	0	0	19	
30	Hank Hollingsworth	g	0-2	0-0	0-0	1	1	2	1	0	1	0	1	0	0	8	
Team						0	1	1									
Totals			22-59	3-17	13-21	10	22	32	19	60	11	16	4	13	20		

FG % 1st Half: 12-28 42.9% 2nd half: 10-31 32.3% Game: 22-59 37.3% Deadball Rebounds 6  
3FG % 1st Half: 3-9 33.3% 2nd half: 0-8 0.0% Game: 3-17 17.6%  
FT % 1st Half: 5-8 62.5% 2nd half: 8-13 61.5% Game: 13-21 61.9%

Officials: Gregory Nixon, Michael Reed, David Hall  
Technical fouls: USF-None, Cal Poly-None.  
Attendance:  
2020-21 Men's Basketball, Round: 0, Cal Poly vs San Francisco, Played at Mott

Score by periods	1st	2nd	Total
USF	45	43	88
Cal Poly	32	28	60

	In	Off	2nd	Fast	Bench
USF	36	16	10	10	34
CPO	26	21	11	14	38

Last FG - USF 2nd-02:01, CPO 2nd-00:31.  
Largest lead - USF by 36 2nd-06:57, CPO by 5 1st-18:01.  
USF led for 33:26, CPO led for 04:00. Game was tied for 02:34.  
Score tied - 3 times.  
Lead changed - 1 time.

### Official Basketball Box Score -- Game Totals -- Final Statistics Long Beach St. vs USF 12/10/20 6:00 pm at San Francisco, CA

**Long Beach St. 62 • 1-2,0-0 Big West**

#	Player	Total			3-Ptr			Rebounds			PF	TP	A	TO	Blk	Stl	Min
		FG-FGA	FG-FGA	FT-FTA	FG-FGA	FG-FGA	FT-FTA	Off	Def	Tot							
13	Romelle Mansel	f	1-5	0-0	1-2	0	2	2	1	3	0	2	0	1	0	24	
24	Joe Hampton	f	3-12	0-1	3-4	1	1	2	3	9	0	3	0	3	0	21	
01	Michael Carter III	g	2-8	1-3	2-3	0	2	2	2	7	0	2	0	1	3	32	
11	Isaiah Washington	g	3-11	0-3	1-3	0	3	3	0	7	2	2	0	0	0	33	
31	Chance Hunter	g	2-10	0-2	4-4	3	5	8	3	8	1	1	0	0	0	25	
00	RJ Rhoden	g	0-2	0-0	0-0	0	1	1	0	0	0	0	0	0	0	13	
04	Justin Rene	g	1-5	1-2	3-4	0	2	2	0	6	0	0	0	0	0	6	
05	Shaden Knight	g	0-0	0-0	4-4	0	0	0	1	4	0	1	0	1	0	11	
12	Jadon Jones	g	3-6	2-2	0-2	1	1	2	1	8	0	0	0	0	0	15	
32	Trevar Irish	g	4-5	0-0	0-1	1	2	3	3	8	0	1	0	1	0	13	
40	Jeffrey Yan	g	0-1	0-0	2-2	0	0	0	2	0	0	0	0	0	0	7	
Team						4	1	5									
Totals			19-65	4-13	20-28	10	20	30	14	62	3	13	0	7	20		

FG % 1st Half: 9-32 28.1% 2nd half: 10-33 30.3% Game: 19-65 29.2% Deadball Rebounds 2  
3FG % 1st Half: 0-4 0.0% 2nd half: 4-9 44.4% Game: 4-13 30.8%  
FT % 1st Half: 7-10 70.0% 2nd half: 13-18 72.2% Game: 20-28 71.4%

**USF 107 • 5-2,0-0 WCC**

#	Player	Total			3-Ptr			Rebounds			PF	TP	A	TO	Blk	Stl	Min
		FG-FGA	FG-FGA	FT-FTA	FG-FGA	FG-FGA	FT-FTA	Off	Def	Tot							
10	Josh Kunen	f	1-1	1-1	2-4	1	1	2	4	5	3	0	0	1	0	21	
22	Dzmitry Rlyuny	f	2-5	2-5	0-0	1	8	9	0	6	1	2	2	0	0	25	
34	Taavi Jurkatamm	f	2-3	0-1	0-0	1	5	6	2	4	0	2	2	0	0	22	
00	Khalil Shabazz	g	2-12	2-8	0-0	1	2	3	0	6	2	0	0	3	2	26	
01	Jamaree Bouyeya	g	7-10	4-4	0-0	4	4	4	2	18	2	3	0	1	0	21	
02	Justin Bieker	g	0-0	0-0	0-0	0	5	5	2	0	0	0	0	0	0	4	
03	Isaiah Hawthorne	g	2-4	0-1	0-0	0	2	2	0	4	1	0	0	0	0	6	
05	Julian Rishwain	g	6-8	3-5	0-0	1	4	5	4	15	1	3	0	2	0	17	
11	Damari Milstead	g	7-11	4-6	6-6	0	2	2	2	24	6	0	0	1	0	23	
12	Trevante Anderson	g	0-1	0-0	0-0	0	0	0	0	0	3	0	1	0	0	4	
14	Anthony Roy	g	3-3	2-2	0-0	1	0	1	0	8	0	0	0	0	0	4	
15	Maj Dusanic	g	1-1	0-0	0-0	0	1	1	1	2	0	0	0	0	0	3	
31	Jonas Visser	g	4-5	0-0	1-1	2	3	5	1	9	1	0	0	0	0	14	
43	Samba Kane	g	3-4	0-0	0-0	1	3	4	3	6	1	1	0	0	0	10	
Team						1	1	2									
Totals			40-68	18-33	9-11	10	41	51	21	107	21	12	5	8	20		

FG % 1st Half: 16-33 48.5% 2nd half: 24-35 68.6% Game: 40-68 58.8% Deadball Rebounds 2  
3FG % 1st Half: 7-16 43.8% 2nd half: 11-17 64.7% Game: 18-33 54.5%  
FT % 1st Half: 5-6 83.3% 2nd half: 4-5 80.0% Game: 9-11 81.8%

Officials: Klaus Endrissat, Bill Vinovich, Tony Padilla  
Technical fouls: Long Beach St-None, USF-TEAM.  
Attendance:  
2020-21 Men's Basketball, Round: 0, Long Beach St. vs San Francisco, Played at

Score by periods	1st	2nd	Total
Long Beach St.	25	37	62
USF	44	63	107

	In	Off	2nd	Fast	Bench
USF	44	20	13	14	6
LBSU	20	13	10	16	28

Last FG - LBSU 2nd-03:59, USF 2nd-00:40.  
Largest lead - LBSU by 4 1st-18:34, USF by 45 2nd-00:40.  
LBSU led for 02:43, USF led for 35:39. Game was tied for 01:38.  
Score tied - 1 time.  
Lead changed - 1 time.

### Official Basketball Box Score -- Game Totals -- Final Statistics USF vs Oregon 12/17/20 5:00 pm at Eugene, OR

**USF 64 • 5-4,0-0 WCC**

#	Player	Total			3-Ptr			Rebounds			PF	TP	A	TO	Blk	Stl	Min
		FG-FGA	FG-FGA	FT-FTA	FG-FGA	FG-FGA	FT-FTA	Off	Def	Tot							
10	Josh Kunen	f	0-2	0-2	0-0	0	3	3	0	0	1	4	0	0	0	21	
22	Dzmitry Rlyuny	f	3-12	3-11	0-0	1	6	4	9	0	2	3	0	0	0	28	
34	Taavi Jurkatamm	f	5-5	1-1	4-5	2	2	4	3	15	1	0	1	2	0	35	
00	Khalil Shabazz	g	3-13	1-9	4-5	1	3	4	11	2	1	0	2	2	0	25	
01	Jamaree Bouyeya	g	4-8	1-2	1-1	0	2	2	10	4	3	0	1	3	0	33	
05	Julian Rishwain	g	2-9	1-7	2-2	2	1	3	3	7	0	0	0	0	0	16	
11	Damari Milstead	g	4-8	1-3	1-2	0	3	3	1	10	2	2	0	1	0	20	
31	Jonas Visser	g	0-1	0-0	0-0	0	1	1	0	0	0	1	0	0	0	6	
43	Samba Kane	g	1-2	0-0	0-1	1	1	2	0	2	0	0	0	0	0	16	
Team						4	2	6									
Totals			22-60	8-35	12-16	11	24	35	20	64	10	14	4	6	20		

FG % 1st Half: 10-26 38.5% 2nd half: 12-34 35.3% Game: 22-60 36.7% Deadball Rebounds 3  
3FG % 1st Half: 2-14 14.3% 2nd half: 6-21 28.6% Game: 8-35 22.9%  
FT % 1st Half: 9-13 69.2% 2nd half: 3-3 100.0% Game: 12-16 75.0%

**Oregon 74 • 5-1,1-0 Pac-12**

#	Player	Total			3-Ptr			Rebounds			PF	TP	A	TO	Blk	Stl
---	--------	-------	--	--	-------	--	--	----------	--	--	----	----	---	----	-----	-----