

USF BASEBALL 2013 MEDIA GUIDE




Justin Maffei



Haden Hinkle



Christian Cecilio



Bob Mott

**SAN
FRANCISCO
DONS**

WELCOME TO USF



JUSTIN MAFFEI, SENIOR CF



usfdons.com

USF BASEBALL QUICK FACTS

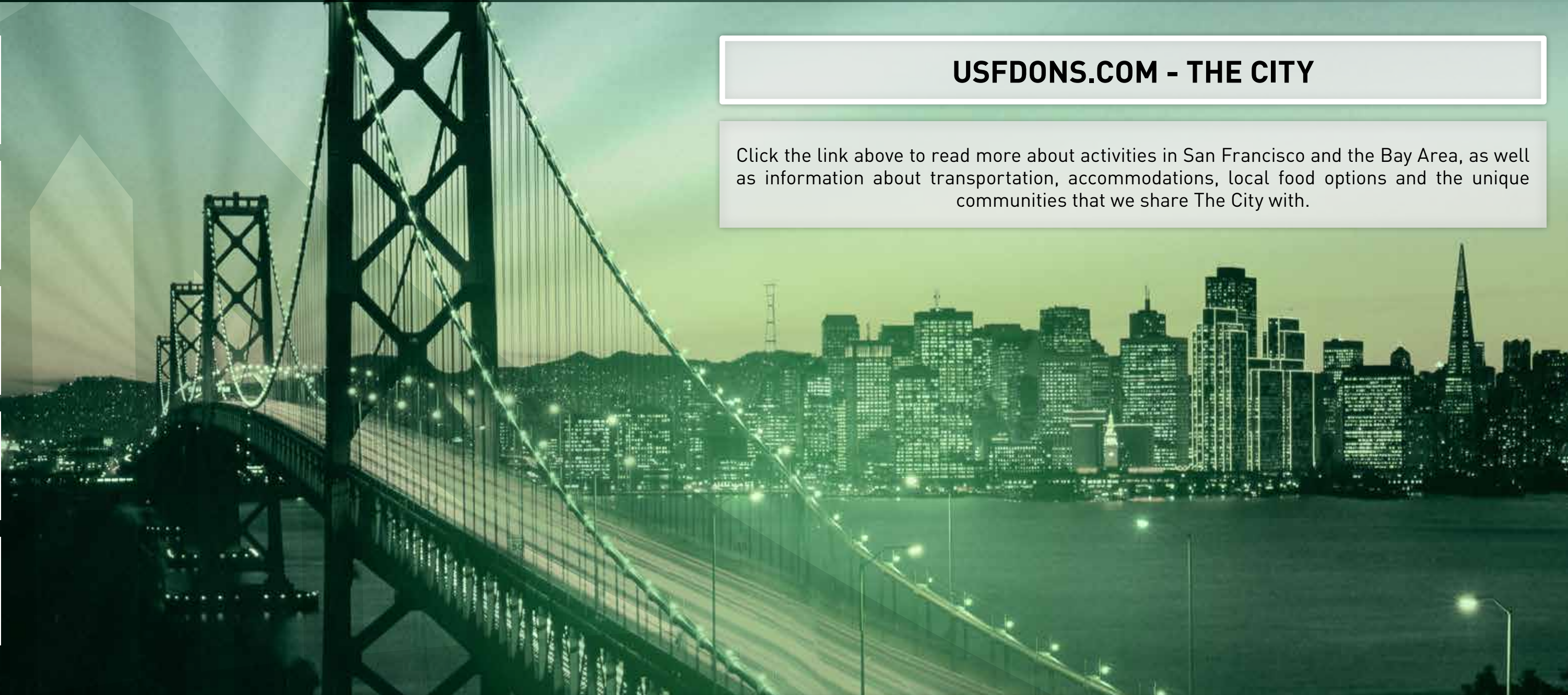
- The Dons went 29-30 in 2012 after winning the 2011 West Coast Conference. USF was 14-10 in WCC play in 2012 and finished the season on a 14-7 run.
- USF returns 18 letterwinners from 2012, including All-WCC selections OF Justin Maffei & RHP Abe Bobb.
- USF Associate Head Coach Greg Moore was named one of the top-10 assistant coaches in 2013 by Baseball America. Three of Moore's pitchers were selected in the 2012 MLB draft including Kyle Zimmer, the fifth overall pick.
- USF Head Coach Nino Giarratano is 397-400-1 in 14 years on The Hilltop. Giarratano has a career record of 707-582-1 in 22 years of coaching.

SAN FRANCISCO THE CITY



[USFDONS.COM - THE CITY](https://usfdons.com)

Click the link above to read more about activities in San Francisco and the Bay Area, as well as information about transportation, accommodations, local food options and the unique communities that we share The City with.



usfdons.com

THE CITY BY THE BAY

Being in the heart of one of the world's most lively cities, the University of San Francisco boasts an ideal living and learning environment. Golden Gate Park, the largest municipal park in the United States is in our backyard. Lone Mountain, one of San Francisco's 10 highest peaks, is our home.

And our view can't be beat.

THE UNIVERSITY OF SAN FRANCISCO



JESUIT TRADITION

DIVERSITY

INTERNATIONAL OPPORTUNITIES

USF AT A GLANCE



USF EXPLORED

USF STUDENTS

Some students come to USF because they're seeking a rigorous academic experience in small classes with top professors. Others come looking for an education in the Jesuit tradition, with its commitment to social justice. Some students choose USF because we're one of the most diverse universities in America. Some come to take advantage of the many international opportunities we offer. And of course, some come to us because we're the University of San Francisco.



THE COACHES



NINO GIARRATANO Head Coach
15th Year, William Jewell (1985)

2011 West Coast Conference Coach of the Year
2010 US National Collegiate Team Asst Coach - Silver Medal
2008 US National Collegiate Team Assistant Coach - Gold Medal
2006 West Coast Conference Coach of the Year
2005 West Coast Conference Coach of the Year
Three-time National Junior College Coach of the Year

Giarratano continues to shape the Dons into a force to be reckoned with on the West Coast and in the WCC. During his tenure on the Hilltop, 37 players have signed professional contracts, including a program record of four drafted in the 2004 and 2008 Major League Draft.

In addition, 61 players have earned First Team All-WCC honors, and two have earned WCC Defensive Player of the Year. Giarratano is committed to excellence in the classroom and 41 have earned All-WCC Academic selection, including a program record four in 2004, 2006-2007, and 2009. In addition, 73 USF baseball student-athletes were named to the WCC Honor Roll in the last seven seasons.

[READ MORE ABOUT COACH GIARRATANO](#)



GREG MOORE Associate Head Baseball Coach
11th Year, University of San Francisco (2001)

Moore originally joined the staff at USF in 2002 as a volunteer assistant coach. After that season, he was promoted to pitching coach and recruiting coordinator. In 2012, three USF pitchers were selected in the MLB amateur draft, including Kyle Zimmer with the No. 5 overall pick. The three pitchers had a combined 3.23 GPA. [Read more...](#)



TROY NAKAMURA Assistant Baseball Coach & Recruiting Coordinator
15th Year, University of San Francisco (1998)

Nakamura has been part of the USF program for the past 17 seasons, coaching for the Dons in 13 of those years (1999-current) and playing for the Green and Gold for four years (1995-98) prior to coaching. He has been part of 910 consecutive USF baseball games. During his coaching career at USF, Nakamura has coached 10 All-WCC outfielders. [Read more...](#)



CHRIS HOM Volunteer Assistant Baseball Coach
2nd Year, UC San Diego (2008)

Coach Hom finished his first season on The Hilltop helping guide senior catcher Mason Morioka to his best season at USF. Morioka started in 55 of the Dons' 59 games, all behind the plate, while holding a .251 batting average with 19 RBI (fourth on the team). [Read more...](#)

SEASON PROSPECTUS

THE PLAYERS

#	Player Name	Position	Bats / Throws	Height	Weight	Year	Hometown High School Last School
2	Josh Miller	INF	R / R	5-10	175	Jr.	Concord, Calif. De La Salle HS Cuesta CC
3	Derek Atkinson	OF	L / R	5-11	190	So.	Camas, Wash. Camas High School Clackamas Community College
4	Andrew Pulido	RHP	R / R	6-0	185	Sr.	Torrance, Calif. El Camino College
5	Bradley Zimmer	OF	L / R	6-5	205	So.	La Jolla, Calif. La Jolla HS
6	Jourdan Weiks	INF	R / R	6-0	180	So.	Olympia, Wash. Capitol HS
9	Mitchell Rowan	OF	L / R	6-0	195	Sr.	Cotati, Calif. Rancho Cotati High School
10	Zachary Turner	C	R / R	6-4	195	Jr.	San Carlos, Calif. Junipero Serra High School
11	Michael Kathan	INF	R / R	5-7	175	Jr.	Moraga, Calif. Campolindo High School College of San Mateo
12	Christian Cecilio	LHP	L / L	6-1	190	So.	San Jose, Calif. Bellarmine College Prep
13	Thomas Cox	LHP	R / L	6-3	168	Fr.	Belmont, Calif. Junipero Serra High School
14	Bob Cruikshank	INF	R / R	6-2	185	So.	Kirkland, Wash. Lake Washington HS
15	Harrison Bruce	OF	L / R	5-10	181	Fr.	Portland, Ore. Jesuit High School
16	Michael Eaton	INF	R / R	5-9	165	R-Fr.	Albuquerque, N.M. Sandia Prep
17	KJ Edson	RHP	R / R	6-1	165	So.	Arcadia, Calif. Glendale CC
18	Logan West	RHP	R / R	6-5	190	So.	Concord, Calif. De la Salle HS
20	Justin Maffei	OF	R / R	6-0	175	Sr.	Foster City, Calif. College of San Mateo
21	Kyle Anderson	C	R / R	6-1	185	Fr.	Corona, Calif. Servite High School
22	Brendan Hendriks	INF	L / R	6-2	195	So.	Cochrane, Alberta Vauxhall Academy
23	Adam Cimber	RHP	R / R	6-4	180	Sr.	Puyallup, Wash. Puyallup High School University of Washington
24	Peter Dempsey	INF	R / R	6-3	200	Fr.	Portland, Ore. Jesuit High School
25	Haden Hinkle	RHP	R / R	6-3	220	Sr.	Madera, Calif. Madera HS
26	Anthony Pitsch	INF	R / R	5-9	175	So.	Bellingham, Wash. Schome High School Spokane Fall Community College
28	Ryan Matranga	C	R / R	5-10	190	Fr.	Mission Viejo, Calif. Santa Margarita Catholic
29	Jason Mahood	INF	R / R	5-9	185	Sr.	San Rafael, Calif. Terra Linda HS
31	Bob Mott	LHP / OF	L / L	6-3	195	R-Sr.	San Luis Obispo, Calif. Mission College Prep
33	Sheldon Lee	LHP	L / L	6-1	195	R-So.	Honolulu, Hawai'i Iolani HS
34	Reyn Nagamine	INF	L / L	5-10	210	R-So.	Aiea, Hawai'i University of San Diego
35	Abe Bobb	RHP	R / R	6-2	160	R-Jr.	Denver, Colo. George Washington HS
36	Steven Camberos	C	R / R	5-11	180	Fr.	Hacienda Heights, Calif. Los Altos High School
39	Brock Larson	RHP	R / R	6-2	205	Fr.	San Diego, Calif. Torrey Pines High School
40	Houston Hibberd	RHP	R / R	6-2	195	R-Jr.	Los Gatos, Calif. West Valley CC
43	Ben Graff	LHP	L / L	6-6	265	Jr.	Glen Ellen, Calif. Sonoma Valley HS
44	Alex Balog	RHP	R / R	6-6	225	Jr.	Saratoga, Calif. Archbishop Mitty
45	Jesse DeLong	RHP	R / R	6-3	200	Jr.	Novato, Calif. Marin Catholic HS College of Marin
46	Josh Ehrlich	OF	R / R	5-8	160	Fr.	Calabasas, Calif. Calabasas High School

THE PLAYERS



Kyle ANDERSON #21
Freshman C
[Read more...](#)



Adam CIMBER #23
Senior RHP
[Read more...](#)



Josh EHRlich #46
Freshman OF
[Read more...](#)



Sheldon LEE #33
RS Sophomore LHP
[Read more...](#)



Anthony PITSCH #26
Sophomore IF
[Read more...](#)



Derek ATKINSON #3
Sophomore OF
[Read more...](#)



Thomas COX #13
Freshman LHP
[Read more...](#)



Ben GRAFF #43
Junior LHP
[Read more...](#)



Justin MAFFEI #20
Senior OF
[Read more...](#)



Andrew PULIDO #4
Senior RHP
[Read more...](#)



Alex BALOG #44
Junior RHP
[Read more...](#)



Bob CRUIKSHANK #14
Sophomore IF
[Read more...](#)



Brendan HENDRIKS #22
Sophomore IF
[Read more...](#)



Jason MAHOOD #29
Senior IF
[Read more...](#)



Mitchell ROWAN #9
Senior OF
[Read more...](#)



Abe BOBB #35
RS Junior RHP
[Read more...](#)



Jesse DELONG #45
Junior RHP
[Read more...](#)



Houston HIBBERD #40
RS Junior RHP
[Read more...](#)



Ryan MATRANGA #28
Freshman C
[Read more...](#)



Zachary TURNER #10
Junior C
[Read more...](#)



Harrison BRUCE #15
Freshman OF
[Read more...](#)



Peter DEMPSEY #24
Freshman IF
[Read more...](#)



Haden HINKLE #25
Senior RHP
[Read more...](#)



Josh MILLER #2
Junior IF
[Read more...](#)



Jourdan WEIKS #6
Sophomore IF
[Read more...](#)



Steven CAMBEROS #36
Freshman C
[Read more...](#)



Michael EATON #16
RS Freshman IF
[Read more...](#)



Michael KATHAN #11
Junior Infielder
[Read more...](#)



Bob MOTT #31
Senior LHP/OF
[Read more...](#)



Logan WEST #18
Sophomore RHP
[Read more...](#)



Christian CECILIO #12
Sophomore LHP
[Read more...](#)



KJ EDSON #17
Sophomore RHP
[Read more...](#)



Brock LARSON #39
Freshman RHP
[Read more...](#)



Reyn NAGAMINE #34
RS Sophomore IF
[Read more...](#)



Bradley ZIMMER #5
Sophomore OF
[Read more...](#)

SAN FRANCISCO ATHLETICS



In May of 2011, the University of San Francisco welcomed Scott Sidwell as its director of athletics. A dynamic and experienced leader, Sidwell served most recently as the executive senior associate athletic director at Syracuse University, and came to the Hilltop after a comprehensive nationwide search. Sidwell officially began his appointment on June 1, 2011.

“I am excited to join a department that has such great history and reputation in college athletics,” Sidwell said. “The vision of the University of San Francisco is to educate leaders for a better world, and that’s the ideal platform for our student-athletes to excel in the classroom, in competition, and in the community. I look forward to working with our student-athletes, staff, and coaches to reach new levels of success in all areas.”

[READ MORE ABOUT SCOTT SIDWELL](#)

[USFDONS.COM](#)

[THE FOUR PILLARS](#)

[STAFF DIRECTORY](#)

[SAN FRANCISCO DONS FUND](#)

THE FOUR PILLARS

The USF Athletic Department is committed to providing our student-athletes with the best opportunity to achieve in each of our four pillars of success:

- WIN -
at the
highest level
of competition

- EXCEL -
in the
classroom

- ENGAGE -
the community


- BECOME LEADERS -
in the world



FACILITIES



USF's facilities have undergone extensive renovations in the past several years, including the historic War Memorial Gymnasium. Facilities available to our student-athletes don't end on campus, they extend to the natural beauty and surroundings within San Francisco, including the country's largest public park, Golden Gate Park, and Crissy Field which spans the waterfront near the Golden Gate Bridge.



ACADEMICS



STUDENTS FIRST

Most recently, USF student-athlete's have earned an impressive cumulative GPA of 3.28. The goal is to raise the bar even higher - and maintain a 3.3 in years to come.

3.28

Student-athlete cumulative grade point average in 2011-12

35

West Coast Conference All-Academic Selections in 2011-12

1

Academic All-American in 2011-12



EXCELLING IN THE CLASSROOM

The USF Athletic Department is committed to providing our student-athletes with the best opportunity to achieve in each of our four pillars of success, which includes excelling in the classroom.

ATHLETIC PERFORMANCE



DOUG PADRONE

THE MALLOY-TARANTINO TRAINING CENTER



usfdons.com

ATHLETIC PERFORMANCE

USF's athletic performance provides the highest quality of performance enhancement training, while maintaining a safe environment in which the University of San Francisco student-athletes will perform. We utilize scientifically valid, researched-based techniques and principles in sports medicine, strength & conditioning, sports psychology, and sports nutrition to achieve optimum levels of physiological and psychological development, that prepares each student-athlete to excel in much more than intercollegiate athletics.

HISTORY



The USF baseball program is proud of its history that has been built on the Hilltop and the intelligent and talented players that have made their way through the system. It is a program that continues to grow and reach new heights each year as new players step foot onto Benedetti Diamond.

ALL-AMERICANS

DONS IN THE PROS

CONFERENCE CHAMPIONSHIPS

NCAA CHAMPIONSHIPS

HALL OF FAME



BUILDING A STRONG TRADITION

880 Players have worn the Green & Gold for USF Baseball

628 Program wins in the past 26 years

40 USF players have been drafted to play Major League Baseball

41 Of coach Giarratano's players have been named to the WCC's All-Academic team

5 USF baseball players were named to the WCC's 40th Anniversary Team

3.31 GPA is the program record for team GPA that the Dons set in the Fall of 2012

usfdons.com

USF BASEBALL QUICK FACTS

GENERAL INFORMATION

School Name: University of San Francisco
Location: 2130 Fulton St, San Francisco, CA 94117
Religious Affiliation: Roman Catholic (Jesuit)
Year Founded: 1855
Enrollment: 10,000

Conference: West Coast Conference
National Affiliation: NCAA Division I
Nickname: Dons
Colors: Green & Gold
Home Field: Benedetti Diamond (1,000)
President: Fr. Stephen J. Privett, S.J.
Director of Athletics: Scott Sidwell
Website: www.USFDons.com

USF BASEBALL STAFF

Nino Giarratano - Head Coach - 15th Year (William Jewell, 1985)
 Phone (415) 422-2934
 Email giarratano@usfca.edu

Greg Moore - Associate Head Coach - 11th Year (USF, 2001)
 Phone (415) 422-2393
 Email gsmoore@usfca.edu

Troy Nakamura - Assistant Coach - 15th Year (USF, 1998)
 Phone (415) 422-6881
 Email nakamurat@usfca.edu

Chris Hom - Volunteer Assistant Coach - 2nd Year (UCSD, 2008)
 Phone (415) 422-2933
 Email chom2@usfca.edu

Roberto Saenz - Director of Baseball Operations
 Phone (415) 422-6881
 Email rsaenz@usfca.edu
 Baseball Fax (415) 422-2510

Ben Metzler Baseball Trainer
 Dr. Ken Akizuki Team Orthopedist
 Dr. William Montgomery Team Orthopedist

QUICK FACTS

Giarratano At USF 397-400-1, 14 years
 Giarratano Career Record in Division I 397-400-1, 14 years
 Giarratano Career Record (all levels) 707-582-1, 22 years
 2012 Overall/WCC Record (Finish) 29-30/14-10 (t-3rd)
 Letter winners Returning/Lost 18 / 17
 Position Players Returning/Lost 9 / 12
 Pitchers Returning/Lost 8 / 6
 Newcomers 17
 NCAA Appearances/Last 2 / 2011
 NCAA Regional Record 2-4
 Baseball SID Sam Cohn
 Work Phone/Cell Phone (415) 422-3221 / 415-722-9045
 Email sjcohn@usfca.edu

KEY RETURNERS

SR OF Justin Maffei 315, 4 HR, 46 R, 24 SB
 SR INF Jason Mahood 284, 28 RBI, 27 R, 18 SH
 SR RHP Haden Hinkle 3.32 ERA, .181 BAA, 31 K/7 BB
 JR RHP Abe Bobb 8-4, 2.18 ERA, 66 K/12 BB
 JR RHP Alex Balog 4-4, 3.43 ERA, .224 BAA

KEY NEWCOMERS

SR RHP Adam Cimber Puyallup, Wash./University of Washington
 FR C Ryan Matranga Mission Viejo, Calif./Santa Margarita Catholic

KEY LOSSES

JR RHP Kyle Zimmer 5-3, 2.85 ERA, 104 K/17 BB
 SR INF Nik Balog 302, 5 HR, 44 RBI, .460 SLG
 JR LHP Elliott Waterman 4-3, 2.36 ERA, 40 K/12 BB, 7 SV

USF BASEBALL RECORDS

2012 OVERALL STATS

Record: 29-30 Home: 15-9 Away: 12-18 Neutral: 2-3 Conference: 14-10

Player	avg	gp-gs	ab	r	h	2b	3b	hr	rbi	tb	slg%	bb	hp	so	gdp	ob%	sf	sh	sb-att	po	a	e	fld%
MAFFEI, Justin	.315	59-58	200	46	63	13	1	4	16	90	.450	34	19	40	2	.453	3	1	24-29	113	1	2	.983
HENDRIKS, Brendan	.311	53-29	119	6	37	6	0	0	12	43	.361	9	4	21	3	.373	2	0	0-1	31	13	2	.957
CLEAR, Adam	.303	55-55	198	24	60	14	0	0	14	74	.374	13	16	30	4	.390	1	1	1-5	54	124	10	.947
BALOG, Nik	.302	52-51	202	20	61	15	1	5	44	93	.460	11	5	29	4	.350	2	0	1-1	439	35	2	.996
MAHOOD, Jason	.284	59-55	201	27	57	13	1	1	28	75	.373	17	7	21	3	.357	2	18	1-5	99	130	2	.991
MORIOKA, Mason	.251	59-55	187	26	47	11	1	3	19	69	.369	27	3	46	2	.352	2	4	1-2	385	51	4	.991
CHAVEZ, Matt	.246	46-29	122	13	30	6	0	7	22	57	.467	11	0	41	1	.308	0	0	0-0	15	2	1	.944
LEMASTERS, Ted	.246	54-48	175	25	43	6	0	2	14	55	.314	14	3	35	3	.308	3	3	1-1	64	3	0	1.000
BARRY, Tom	.244	40-24	90	13	22	5	1	2	11	35	.389	12	3	17	1	.349	1	1	0-0	98	3	1	.990
ZIMMER, Bradley	.242	57-42	153	17	37	9	1	0	15	48	.314	4	4	31	3	.274	3	6	3-3	80	4	8	.913
CRUIKSHANK, Bob	.237	47-24	93	5	22	1	0	0	4	23	.247	4	3	15	2	.290	0	1	1-1	9	52	4	.938
GARCIA, Aritz	.237	41-32	93	8	22	6	0	0	11	28	.301	6	4	12	0	.305	2	3	1-3	43	65	7	.939
WEIKS, Jourdan	.235	45-11	51	13	12	2	0	0	6	14	.275	0	1	12	0	.241	2	4	4-4	10	31	7	.854
MOTT, Bob	.160	21-3	25	6	4	1	0	0	2	5	.200	5	2	5	0	.333	1	0	1-1	10	0	0	1.000
SCHULTZ, Tyler	.143	19-2	21	1	3	0	0	0	1	3	.143	2	0	4	0	.217	0	1	0-0	51	6	0	1.000
DENHAM, Jared	.114	33-13	44	6	5	0	0	0	3	5	.114	3	1	12	0	.184	1	1	2-3	20	1	1	.955
HOEM, Mark	.000	2-0	1	0	0	0	0	0	0	0	.000	0	0	1	0	.000	0	0	0-0	0	0	0	.000
Totals	.266	59	1975	256	525	108	6	24	222	717	.363	172	75	372	28	.344	25	44	41-59	1546	621	55	.975
Opponents	.240	59	1916	225	460	90	13	23	198	645	.337	164	43	461	22	.312	15	53	46-60	1551	613	63	.972

LOB - Team (484), Opp (420). DPs turned - Team (32), Opp (46). IBB - Team (3), MAFFEI 1, MAHOOD 1, MORIOKA 1, Opp (7). Picked off - GARCIA 2, MORIOKA 2, LEMASTERS 1.

(All games Sorted by Earned run avg)

Player	era	w-l	app	gs	cg	sho	sv	ip	h	r	er	bb	so	2b	3b	hr	b/avg	wp	hp	bks	sfa	sha
LOVE, Cameron	1.53	0-1	18	0	0	0/2	2	17.2	17	3	3	10	13	4	0	0	.250	3	2	0	0	0
WEST, Logan	1.64	1-0	10	0	0	0/1	0	11.0	9	2	2	4	14	3	1	0	.214	3	1	0	0	0
LEE, Sheldon	2.00	0-1	22	0	0	0/1	1	27.0	22	7	6	11	23	1	3	0	.222	1	3	1	0	2
BOBB, Abe	2.18	8-4	14	14	1	0/3	0	86.2	79	24	21	12	66	11	1	2	.245	0	5	0	1	6
WATERMAN, Elliott	2.36	4-3	27	0	0	0/3	7	45.2	38	13	12	12	40	9	1	1	.239	2	5	0	4	8
ZIMMER, Kyle	2.85	5-3	13	13	3	2/1	0	88.1	75	28	28	17	104	23	2	3	.230	6	2	1	2	13
HINKLE, Haden	3.32	2-1	23	0	0	0/1	0	38.0	26	20	14	7	31	6	0	5	.181	0	2	0	0	0
BALOG, Alex	3.43	4-4	15	12	0	0/3	0	78.2	62	35	30	31	57	11	1	4	.224	5	3	1	4	11
CECILIO, Christian	3.63	2-6	22	13	0	0/1	0	52.0	60	34	21	16	35	9	0	1	.291	0	6	0	4	6
PULIDO, Andrew	4.38	2-2	17	4	0	0/0	0	24.2	30	17	12	4	23	5	1	3	.306	0	6	0	0	2
REMER, Jordan	5.64	1-3	25	3	0	0/3	0	30.1	15	22	19	31	39	3	1	2	.146	3	5	0	0	4
GRAFF, Ben	9.31	0-0	11	0	0	0/1	0	9.2	18	12	10	3	9	5	1	1	.383	0	1	1	0	1
HASELTINE, Jordan	12.71	0-2	6	0	0	0/0	0	5.2	9	8	8	6	7	0	1	1	.360	0	2	0	0	0
Totals	3.25	29-30	59	59	4	9/7	10	515.1	460	225	186	164	461	90	13	23	.240	23	43	4	15	53
Opponents	3.57	30-29	59	59	2	0/0	18	517.0	525	256	205	172	372	108	6	24	.266	42	75	3	25	44

PB - Team (5), MORIOKA 3, CHAVEZ 1, SCHULTZ 1, Opp (17). Pickoffs - Team (10), MORIOKA 6, LEE 2, WATERMAN 1, A.BALOG 1, Opp (5). SBA/ATT - MORIOKA (38-49), K.ZIMMER (15-16), CECILIO (8-11), BOBB (7-9), SCHULTZ (7-9), A.BALOG (5-8), REMER (3-5), WATERMAN (2-4), LEE (2-2), PULIDO (2-2), HINKLE (2-2), CHAVEZ (1-2), HASELTINE (0-1).

2012 WCC STATS

Record: 14-10 Home: 9-3 Away: 5-7 Conference: 14-10

Player	avg	gp-gs	ab	r	h	2b	3b	hr	rbi	tb	slg%	bb	hp	so	gdp	ob%	sf	sh	sb-att	po	a	e	fld%
BALOG, Nik	.354	24-24	96	12	34	9	1	3	26	54	.563	9	0	12	4	.410	0	0	1-1	229	23	1	.996
MAFFEI, Justin	.329	24-23	82	24	27	6	1	2	9	41	.500	13	10	18	1	.472	1	0	7-9	57	0	0	1.000
CLEAR, Adam	.319	24-24	94	10	30	6	0	0	10	36	.383	3	9	9	2	.393	1	0	1-3	27	68	4	.960
HENDRIKS, Brendan	.319	23-11	47	3	15	4	0	0	6	19	.404	4	1	9	2	.377	1	0	0-1	3	8	2	.846
MAHOOD, Jason	.303	24-22	76	12	23	7	0	0	12	30	.395	7	3	8	2	.379	1	13	0-0	41	49	1	.989
LEMASTERS, Ted	.296	21-19	71	12	21	5	0	1	8	29	.408	2	2	18	0	.325	2	1	1-1	29	2	0	1.000
MORIOKA, Mason	.262	24-23	84	10	22	7	0	1	10	32	.381	5	2	20	1	.315	1	2	0-0	162	25	0	1.000
GARCIA, Aritz	.259	13-9	27	4	7	1	0	0	3	8	.296	3	0	2	0	.333	0	1	0-0	4	15	1	.950
BARRY, Tom	.243	14-9	37	7	9	2	1	1	3	16	.432	3	1	6	0	.317	0	0	0-0	7	0	0	1.000
ZIMMER, Bradley	.236	22-14	55	7	13	4	0	0	5	17	.309	3	0	10	2	.271	1	4	2-2	27	1	4	.875
CHAVEZ, Matt	.226	21-13	53	5	12	2	0	3	9	23	.434	5	0	18	0	.293	0	0	0-0	1	0	0	1.000
WEIKS, Jourdan	.188	15-5	16	6	3	0	0	0	3	3	.188	0	1	3	0	.222	1	2	4-4	6	17	2	.920
CRUIKSHANK, Bob	.138	18-9	29	1	4	1	0	0	0	5	.172	2	1	5	0	.219	0	0	0-0	2	12	1	.933
DENHAM, Jared	.120	14-8	25	4	3	0	0	0	2	3	.120	1	0	7	0	.148	1	1	0-1	11	0	1	.917
MOTT, Bob	.000	4-2	6	0	0	0	0	0	0	0	.000	1	2	2	0	.333	0	0	1-1	4	0	0	1.000
SCHULTZ, Tyler	.000	5-1	4	0	0	0	0	0	0	0	.000	1	0	1	0	.200	0	0	0-0	11	0	0	1.000
Totals	.278	24	802	117	223	54	3	11	106	316	.394	62	32	148	14	.350	10	24	17-23	632	264	18	.980
Opponents	.253	24	775	92	196	49	5	12	85	291	.375	64	10	175	9	.314	12	27	22-29	624	246	31	.966

LOB - Team (189), Opp (164). DPs turned - Team (12), Opp (20). IBB - Team (2), MAHOOD 1, MAFFEI 1, Opp (4). Picked off - MORIOKA 1, LEMASTERS 1.

(Conference games only Sorted by Earned run avg)

Player	era	w-l	app	gs	cg	sho	sv	ip	h	r	er	bb	so	2b	3b	hr	b/avg	wp	hp	bks	sfa	sha
GRAFF, Ben	0.00	0-0	1	0	0	0/1	0	1.0	1	0	0	0	2	1	0	0	.250	0	0	0	0	0
BOBB, Abe	1.70	5-1	8	8	1	0/3	0	47.2	39	10	9	7	36	6	1	0	.225	0	3	0	1	4
WATERMAN, Elliott	2.31	2-2	11	0	0	0/2	5	23.1	17	7	6	7	15	5	0	0	.227	1	3	0	3	5
CECILIO, Christian	2.38	0-1	6	1	0	0/0	0	11.1	10	5	3	5	8	2	0	0	.250	0	0	0	3	0
PULIDO, Andrew	2.70	0-0	3	0	0	0/0	0	3.1	3	1	1	1	3	1	0	0	.250	0	2	0	0	1
ZIMMER, Kyle	3.83	3-2	7	7	1	0/0	0	49.1	50	21	21	11	59	19	1	2	.266	4	1	1	2	8
WEST, Logan	4.50	0-0	2	0	0	0/1	0	2.0	2	1	1	1	3	1	0	0	.250	0	0	0	0	0
BALOG, Alex	4.68	3-3	8	8	0	0/1	0	50.0	45	28	26	22	31	8	1	4	.254	2	1	0	3	9
LEE, Sheldon	4.76	0-1	5	0	0	0/1	1	5.2	7	3	3	2	4	1	2	0	.304	0	0	0	0	0
REMER, Jordan	5.40	0-0	6	0	0	0/2	0	5.0	2	3	3	5	8	1	0	1	.118	0	0	0	0	0
LOVE, Cameron	6.75	0-0	2	0	0	0/1	0	1.1	2	1	1	1	0	0	0	0	.333					

USF BASEBALL RECORDS

2012 RESULTS

Date	Opponent	Score	Inns	Overall	Conference	Pitcher of record	Attend	Time
Feb 17, 2012	at San Jose	w 4-0	9	1-0-0	0-0-0	REMER (W 1-0)	387	2:51
Feb 18, 2012	at San Jose	w 5-1	9	2-0-0	0-0-0	BOBB (W 1-0)	422	3:03
Feb 19, 2012	SAN JOSE	L 3-7	9	2-1-0	0-0-0	CECILIO (L 0-1)	327	3:03
Feb 21, 2012	NEVADA	L 3-7	9	2-2-0	0-0-0	PULIDO (L 0-1)	112	3:00
Feb 24, 2012	MISSOURI	w 3-1	9	3-2-0	0-0-0	WATERMAN (W 1-0)	147	2:20
Feb 25, 2012	MISSOURI	w 3-1	9	4-2-0	0-0-0	BOBB (W 2-0)	225	2:09
Feb 26, 2012	MISSOURI	w 6-0	9	5-2-0	0-0-0	CECILIO (W 1-1)	220	2:35
Feb 28, 2012	at CALIFORNIA	L 3-5	9	5-3-0	0-0-0	REMER (L 1-1)	105	2:58
Mar 01, 2012	vs Milwaukee	L 5-6	9	5-4-0	0-0-0	HINKLE (L 0-1)	0	2:55
Mar 02, 2012	vs Cal State Northridge	w 6-5	(10)	6-4-0	0-0-0	WATERMAN (W 2-0)	0	4:49
Mar 03, 2012	at San Diego State	L 1-6	9	6-5-0	0-0-0	BOBB (L 2-1)	808	2:54
Mar 04, 2012	vs Cal Poly	L 9-11	9	6-6-0	0-0-0	CECILIO (L 1-2)	0	3:18
Mar 06, 2012	PACIFIC	w 10-2	9	7-6-0	0-0-0	PULIDO (W 1-1)	68	2:47
Mar 08, 2012	at Fresno State	L 1-2	9	7-7-0	0-0-0	LOVE (L 0-1)	1291	2:35
Mar 09, 2012	at Fresno State	L 2-6	9	7-8-0	0-0-0	K.ZIMMER (L 0-1)	1548	2:22
Mar 10, 2012	at Fresno State	w 6-3	9	8-8-0	0-0-0	BOBB (W 3-1)	1700	2:50
Mar 11, 2012	at Fresno State	w 6-1	9	9-8-0	0-0-0	HINKLE (W 1-1)	1650	2:50
Mar 15, 2012	at University of Hawaii	L 1-2	9	9-9-0	0-0-0	A.BALOG (L 0-1)	2697	2:14
Mar 16, 2012	at Hawaii	w 3-0	9	10-9-0	0-0-0	K.ZIMMER (W 1-1)	3408	2:07
Mar 17, 2012	at University of Hawaii	L 1-3	9	10-10-0	0-0-0	BOBB (L 3-2)	3924	2:20
Mar 18, 2012	at Hawaii	L 2-3	9	10-11-0	0-0-0	CECILIO (L 1-3)	2780	2:25
Mar 20, 2012	CALIFORNIA	L 3-4	9	10-12-0	0-0-0	REMER (L 1-2)	112	2:34
Mar 21, 2012	SAN FRANCISCO STATE	w 8-7	9	11-12-0	0-0-0	WEST (W 1-0)	86	3:05
Mar 24, 2012	vs UCSB-1	w 2-0	9	12-12-0	0-0-0	K.ZIMMER (W 2-1)	42	2:05
Mar 24, 2012	UCSB-2	w 4-0	9	13-12-0	0-0-0	A.BALOG (W 1-1)	35	2:45
Mar 25, 2012	vs UCSB	L 5-9	9	13-13-0	0-0-0	BOBB (L 3-3)	58	3:00
Mar 28, 2012	SACRAMENTO STATE	L 1-3	9	13-14-0	0-0-0	HASELTINE (L 0-1)	82	2:50
* Mar 30, 2012	#24 SAN DIEGO	L 1-6	9	13-15-0	0-1-0	K.ZIMMER (L 2-2)	283	2:48
* Mar 31, 2012	#24 SAN DIEGO	L 5-11	9	13-16-0	0-2-0	A.BALOG (L 1-2)	134	3:10
* Apr 01, 2012	#24 SAN DIEGO	w 1-0	9	14-16-0	1-2-0	BOBB (W 4-3)	243	2:15
Apr 03, 2012	SAN JOSE	L 5-6	9	14-17-0	1-2-0	PULIDO (L 1-2)	106	3:25
* Apr 05, 2012	at Portland	L 1-2	9	14-18-0	1-3-0	K.ZIMMER (L 2-3)	377	2:11
* Apr 07, 2012	at Portland-1	L 3-5	9	14-19-0	1-4-0	LEE (L 0-1)	-	2:38
* Apr 07, 2012	at Portland-2	L 1-2	9	14-20-0	1-5-0	BOBB (L 4-4)	407	2:04
Apr 09, 2012	at #16 Oregon	L 2-4	9	14-21-0	1-5-0	REMER (L 1-3)	1366	3:03
Apr 10, 2012	at #16 Oregon	L 1-4	9	14-22-0	1-5-0	CECILIO (L 1-4)	1626	2:23
* Apr 14, 2012	at Loyola Marymount-1	w 13-9	9	15-22-0	2-5-0	K.ZIMMER (W 3-3)	324	3:00
* Apr 14, 2012	at Loyola Marymount-2	L 2-4	9	15-23-0	2-6-0	A.BALOG (L 1-3)	431	2:29
* Apr 15, 2012	at Loyola Marymount	w 8-5	(10)	16-23-0	3-6-0	WATERMAN (W 3-0)	508	3:57
Apr 17, 2012	at NEVADA	L 5-10	9	16-24-0	3-6-0	HASELTINE (L 0-2)	472	3:09
* Apr 20, 2012	#30 GONZAGA	w 4-3	9	17-24-0	4-6-0	K.ZIMMER (W 4-3)	195	2:47
* Apr 21, 2012	#30 GONZAGA	w 2-1	9	18-24-0	5-6-0	A.BALOG (W 2-3)	356	2:00
* Apr 22, 2012	#30 GONZAGA	w 7-4	9	19-24-0	6-6-0	HINKLE (W 2-1)	372	3:20
Apr 24, 2012	UC DAVIS	L 2-5	9	19-25-0	6-6-0	CECILIO (L 1-5)	87	2:39
* Apr 26, 2012	BYU	w 12-0	9	20-25-0	7-6-0	BOBB (W 5-4)	127	2:15
* Apr 27, 2012	BYU	L 1-2	9	20-26-0	7-7-0	WATERMAN (L 3-1)	254	2:15
* Apr 28, 2012	BYU	w 2-0	9	21-26-0	8-7-0	A.BALOG (W 3-3)	234	2:19
May 01, 2012	at Sacramento State	w 10-1	9	22-26-0	8-7-0	CECILIO (W 2-5)	159	2:48
* May 04, 2012	at Pepperdine	w 7-2	9	23-26-0	9-7-0	BOBB (W 6-4)	242	2:28
* May 05, 2012	at Pepperdine	L 3-8	9	23-27-0	9-8-0	A.BALOG (L 3-4)	292	2:43
* May 06, 2012	at Pepperdine	L 1-6	9	23-28-0	9-9-0	CECILIO (L 2-6)	424	2:54
May 08, 2012	at PACIFIC	w 5-2	9	24-28-0	9-9-0	PULIDO (W 2-2)	316	2:54
* May 11, 2012	SANTA CLARA	w 8-2	9	25-28-0	10-9-0	K.ZIMMER (W 5-3)	336	3:02
* May 12, 2012	SANTA CLARA	w 6-5	9	26-28-0	11-9-0	WATERMAN (W 4-1)	146	2:57
* May 13, 2012	SANTA CLARA	w 12-3	9	27-28-0	12-9-0	BOBB (W 7-4)	275	3:01
May 15, 2012	at #12 Stanford	L 3-6	9	27-29-0	12-9-0	WATERMAN (L 4-2)	1513	3:19
* May 25, 2012	at Saint Mary's	L 4-5	9	27-30-0	12-10-0	WATERMAN (L 4-3)	387	2:57
* May 26, 2012	at Saint Mary's	w 9-7	9	28-30-0	13-10-0	A.BALOG (W 4-4)	287	3:07
* May 27, 2012	at Saint Mary's	w 4-0	9	29-30-0	14-10-0	BOBB (W 8-4)	364	2:27

() extra inning game

2012 SEASON HIGHLIGHTS

Dons Tie for Third in West Coast Conference

After going 14-10 in conference play, the Dons wrapped up the 2012 season in a three-way tie for third place in the West Coast Conference with Gonzaga and Loyola Marymount. USF finished just two games behind first-place Pepperdine and one game back of second-place San Diego. After starting league play losing five of their first six, the Dons went on a 12-5 run including three-game sweeps against Gonzaga and Santa Clara. The Dons posted a 16-11 mark at home on the season, including 9-3 in conference play.

Premium Pitching

Led by Associate Head Coach Greg Moore, the Dons pitching staff compiled a stellar 3.25 ERA in 2012, third best in the WCC. USF led the WCC in shutouts, strikeouts, batting average against and strikeout-to-walk ratio. Five pitchers finished with ERA's below 2.50, led by Cameron Love (1.53) and Logan West (1.64). Abe Bobb led the team with eight wins while walking just 12 in 86.2 innings pitched and Kyle Zimmer led the conference with 104 strikeouts.

Academic Excellence

The Dons set a program record with a 3.24 team GPA. 24 of 35 players finished with a GPA of 3.0 or better in the fall, while 23 of the 35 finished with a 3.0 GPA or better in the spring. Four members of the Dons were named to the All-WCC Baseball All-Academic Team. Abe Bobb posted a 3.91 GPA as a business administration major, Jason Mahood compiled a 3.81 GPA in media studies, Kyle Zimmer had a 3.72 GPA in business administration and Elliott Waterman earned a 3.39 GPA as a business administration.

Conference Season Honors

- Nik Balog, Abe Bobb, Justin Maffei & Kyle Zimmer received All-WCC honors.

- Adam Clear & Mason Morioka received honorable mentions.

- Brendan Hendriks was named to the All-WCC freshman team.

- First baseman Nik Balog capped an incredible four-year career on The Hilltop by hitting .302 and leading the team in doubles (15), RBI (44), total bases (93), and put outs (439). Balog ended the season on a 12-game hitting streak, including six multi-hit games. In the month of May, the Saratoga, Calif., native hit .396 (19-for-48) with 15 RBI, including his first career grand slam on May 26 against Saint Mary's. Balog's 44 RBI ranked fifth in the WCC, while his 15 doubles finished sixth, and his .460 slugging percentage ranked 10th.

- Redshirt sophomore Abe Bobb compiled stellar numbers in his first full season at USF. The right-hander went 8-4 with a 2.18 ERA, amassing a 66-to-12 strikeout-to-walk ratio. Bobb was named WCC Rawlings Pitcher of the Week twice in 2012, one of only two pitchers in the WCC to win the award more than once. The 6-2, 160-lb starter was also named to the WCC All-Academic team, earning the highest grade point average (3.91) in the conference. Bobb ranked second in the WCC in wins (8), sixth in ERA (2.18), and eighth in batting average against (.245). Bobb put together a perfect 3-0 record in May with a 0.77 ERA, without walking a single batter across 23.1 innings pitched. Bobb's first career complete game came against Pepperdine on May 4 when he allowed just one earned run in a 7-2 victory over the Waves.

- Junior centerfielder Justin Maffei was the Dons' offensive catalyst in his first year in Green and Gold. After transferring from College of San Mateo, Maffei finished first on the Dons in nine offensive categories and ranked among the top five in the WCC in five major categories. The Foster City, Calif., native finished first in stolen bases with 24 in 29 attempts, 11 steals in front of the second-place finisher. In addition, Maffei ranked third in runs scored (46) and on-base percentage (.453), first in hit by pitch (19), and fourth in walks (34).

USF BASEBALL RECORDS

2012 SEASON HIGHLIGHTS Cont.

Dons Bring Home WCC Awards

Right-hander Abe Bobb was the 2012 Rawlings WCC Pitcher of the Month for May. He put together a perfect 3-0 record with a 0.77 ERA during the month. Bobb did walk a single batter across 23.1 innings pitched, while striking out 16. Bobb's first career complete game came against Pepperdine on May 4 when he allowed just one earned run in a 7-2 victory over the eventual WCC champs. The Denver native pitched at least seven innings in each of his three starts and struck out a career-high nine against Santa Clara on May 13.

Weekly WCC Pitcher of the Week

Kyle Zimmer, Abe Bobb and Elliott Waterman were honored as WCC Pitcher of the Week in 2012.

- Zimmer received the award on March 19 after throwing a complete game shutout at Hawaii. The La Jolla, Calif. native struck out 11 and yielded just three hits in a 3-0 USF win.

- Abe Bobb was named pitcher of the week on two occasions. The redshirt sophomore went 7.1 innings on April 1 against San Diego State, giving up six hits and striking out six. He also threw a complete game against Pepperdine on May 4, yielding one earned run and striking out five in a 7-2 victory.

- Waterman recorded three saves in consecutive games against Pepperdine to earn the April 23 award. The senior held the Zags scoreless in all three appearances, striking out a pair and lowering his ERA to 1.24 in the process.

2012 MLB Draft

USF junior pitcher Kyle Zimmer was selected fifth overall by the Kansas City Royals in the 2012 MLB draft. Zimmer posted a 5-3 record in 2012 along with a 2.85 ERA and a West Coast Conference leading 104 strikeouts.

Zimmer is the highest draft selection in the 106-year history of USF baseball history.

Zimmer was originally recruited out of La Jolla High School as a third baseman but transitioned to the mound as a freshman. In his career on The Hilltop, Zimmer amassed an 11-7 record with a 3.45 ERA and 200 strikeouts.

Left-hander Elliott Waterman signed a professional contract with the Washington Nationals after being drafted in the 13th round of the Major League Baseball amateur draft.

The 6-foot-5, 230-pound reliever was dominant in his third season on The Hilltop, going 4-3 with a 2.36 ERA in 27 appearances. Waterman struck out 40 and walked just 12 in 45.2 innings pitched. Waterman tied San Francisco's single-season record with seven saves in 2012, before being chosen with the 414th overall pick in the draft.

Left-hander Jordan Remer was selected in the 21st round of the 2012 Major League Baseball Draft by the Cincinnati Reds.

Remer capped his four-year career at San Francisco by leading the team with a sterling .146 batting average against for the second consecutive season. The Oakland, Calif., native also ranked first on the team with 11.6 strikeouts per nine innings after leading the team in 2011 with an 11.1 K/9 rate.

The southpaw appeared in 25 games on the season, second most on the pitching staff. Remer struck out 39 in 30.1 innings pitched and allowed only 15 hits. One of just six four-year seniors on the 2012 team, Remer struck out two-or-more in 12-of-25 appearances, while limiting lefties to a miniscule .130 (3-for-23) batting average.

DONS IN THE MLB DRAFT

2012

Jordan Remer Cincinatti Reds
Elliott Waterman Wash. Nationals
Kyle Zimmer KC Royals

2011

Pete Lavin Philadelphia Phillies
Jordan Remer Texas Rangers

2010

Doug Murray Chicago White Sox
Derek Poppert Oakland Athletics
Ryan Lipkin Seattle Mariners
Matt Chavez Chicago White Sox

2009

Derek Poppert Cincinatti Reds
Ryan Lipkin Oakland Athletics

2008

Evan Fredrickson Milwaukee Brewers
Joey Railey San Diego Padres
Matt Baugh Colorado Rockies
Kyle Morgan Pittsburgh Pirates

2007

Aaron Poreda Chicago White Sox
Daniel Morales Cleveland Indians
Luke Sommer Chicago Cubs
Brian Chavez New York Yankees
John Quine Oakland A's

2006

Scott Cousins Florida Marlins
Stefan Gartrell Chicago White Sox
Patrick McGuigan Toronto Blue Jays
Andrew Smith Houston Astros

2005

T.J. Franco Oakland Athletics
Nick Pereira San Francisco Giants

2004

Armand Gaerlan New York Mets
Joe Jacobitz Arizona Diamondbacks
Kevin Rose Philadelphia Phillies
Derek Tate Toronto Blue Jays

2002

Steve Booth Cincinatti Reds
Peter Dunkle Colorado Rockies

2001

Jesse Foppert San Francisco Giants
Taggart Bozied San Diego Padres

Jeremy Janz Arizona Diamondbacks

2000

John Herbert San Diego Padres
Ian Perio Boston Red Sox
Danny Trumble SF Giants
Dustin Delucchi Seattle Mariners
Jeff Bowman Evansville Otters*

1999

Andrew Clements Evansville Otters*

1998

David Meliah Texas Rangers
Sean Buller Detroit Tigers

1997

Jermaine Clark Seattle Mariners
Matt Purkiss New York Yankees
Peter Quittner California Angels
Brad Marshall Will County*
Colin Aita Will County*

1996

Joe Nelson Atlanta Braves
Trevor Schaffer Chicago Cubs
Jeff Hrepich Sioux Falls*

1995

Jeff Harris Minnesota Twins
Paul McDaniels Boston Red Sox
Jason Chandler Grays Harbor*
Larry Pasero Jr. Sonoma County*

1994

Rich Crawford Florida Marlins
Brian Nelson Amarillo*

1992

John Tomasello Texas Rangers

1991

Ted Langowski Toronto Blue Jays
1990
Brian Dakin San Francisco Giants
Arnie Sambel Kansas City Royals
James West San Diego Padres

1989

Mike Campus St. Louis Cardinals

1987

Steve Berriatua San Diego Padres
Eric Enos Philadelphia Phillies
Doug Hupke Kansas City Royals
Joe Williams Philadelphia Phillies

1986

Ray McDonald Toronto Blue Jays

1979

Ken Bullock Los Angeles Dodgers

1978

Tom Louinbos Minnesota Twins

1975

Ken Bowman Oakland Athletics

1974

Don Benedetti & Joe Marion

1973

Bill Downing Atlanta Braves

1972

Terry Senn New York Mets
Tad Tassone California Angels

1971

Mike Buskey Chicago White Sox
Dana Hendershott LA Dodgers

1970

Pete Barry Los Angeles Dodgers
Al Paganucci Chicago White Sox

1969

Greg Sinclair San Diego Padres
Grant Steer San Diego Padres

1968

Biff Barnes Los Angeles Dodgers

1967

Joe Gill Minnesota Twins

1966

Carl Boyer New York Mets

1965

Jim Beasley Baltimore Orioles
Ray Gale Minnesota Twins

1963

Roy Reitz San Francisco Giants

1960

Aaron Pointer Houston Colt 45's

RECORD BOOK CAREER

SINGLE SEASON

CURRENT DONS IN THE RECORD BOOK

Stolen Base Percentage

Justin Maffei .828

ERA

Abe Bobb 3.26

Alex Balog 3.45

USF CAREER RECORDS

Batting Average (Min. 100 ABs)

1. Jermaine Clark .361 1995-97
 2. Roy Reitz .360 1962-63
 3. Gregg Omori .359 1998-99
 4. Chris Kroener .349 1982-85
 5. Joe Jacobitz .343 2002-04
 5. Pat Walsh .343 1997-00
 7. Arnie Sambel .342 1987-90
 8. Ray McDonald .338 1985-86
 9. Al Smoot .335 1980-81
 10. Dave Sheldon .330 1984-85
 10. Taggart Bozied .330 1998-01

At Bats

1. Tony Hurtado 822 1997-00
 2. Taggart Bozied 808 1998-01
 3. Armand Gaerlan 791 2001-04
 4. Joey Railey 730 2005-08
 5. Connor Bernatz 715 2008-11
 6. Nik Balog 692 2009-12
 7. Arnie Sambel 691 1987-90
 8. Stephen Yarrow 689 2008-11
 9. Derek Poppert 684 2007-10
 10. Andrew Smith 682 2003-06

Hits

1. Taggart Bozied 287 1998-01
 2. Tony Hurtado 264 1997-00
 3. Armand Gaerlan 239 2001-04
 3. Joey Railey 239 2005-08
 5. Arnie Sambel 236 1987-90
 6. Pat Walsh 223 1997-00
 7. Connor Bernatz 216 2008-11
 7. Joe Jacobitz 216 2002-04
 7. Jermaine Clark 216 1995-97
 10. Jason Howard 211 1998-03

Runs

1. Taggart Bozied% 213 1998-01
 2. Tony Hurtado 207 1997-00
 3. Jason Howard 152 1998-03
 4. Jermaine Clark 151 1995-97
 5. Pat Walsh 146 1997-00
 6. Armand Gaerlan 142 2001-04
 7. Arnie Sambel 134 1987-90
 8. Johnny Knoble 131 2003-07
 9. Joey Railey 129 2005-08
 10. Joe Jacobitz 125 2002-04

Home Runs

1. Taggart Bozied% 60 1998-01
 2. Arnie Sambel 36 1987-90
 3. Stephen Yarrow 35 2008-11
 4. John Tomasello 33 1991-92
 5. Dave Sheldon 27 1984-85
 6. Armand Gaerlan 21 2001-04
 6. Steve Booth 21 2001-02
 6. Jason Howard 21 1998-03
 9. Mitchell Bialosky 19 2005-08
 9. Peter Quittner 19 1996-97

Stolen Bases

1. Jermaine Clark 86 1995-97
 2. Zach Kim 62 2006-09
 2. Jess Taclas 62 1994-95
 4. Johnny Knoble 61 2003-07
 5. Pat Walsh 57 1997-00
 6. Tad Tassone 56 1970-72
 7. Rich Herbert 54 1984-86
 8. Tavo Hall 49 2005-08

Stolen Base Percentage

1. Drew Johnson .885 2008-09
 2. Jonnie Knoble .847 2003-07
 3. Andrew Smith .837 2003-06
 4. Doug Hupke .792 1986-87
 5. Zach Kim .785 2006-09
 6. Derek Poppert .780 2007-10
 6. Pat Walsh .780 1997-00
 8. Taggart Bozied .765 1998-01
 9. Jermaine Clark .759 1995-97
 10. Jess Taclas .756 1994-95

Doubles

1. Tony Hurtado 58 1997-00

2. Taggart Bozied 55 1998-01
 2. Nik Balog 55 2009-12
 4. Arnie Sambel 54 1987-90
 5. Ted Langowski 52 1988-91
 6. Derek Poppert 50 2007-10
 7. Connor Bernatz 46 2008-11
 8. Jason Howard 44 1998-03
 9. Joey Railey 42 2005-08
 10. Ryan Lipkin 40 2008-10

Triples

1. Bill Curran 9 1970-72
 1. Terry Senn 9 1969-71

Runs Batted In

1. Taggart Bozied 222 1998-01
 2. Arnie Sambel 152 1987-90
 3. Stephen Yarrow 135 2008-11
 4. Stefan Gartrell 131 2003-06
 5. Nik Balog 128 2009-12
 6. Jason Howard 124 1998-03
 7. Armand Gaerlan 123 2001-04
 8. Derek Poppert 123 2007-10
 9. Joe Jacobitz 118 2002-04
 9. Tony Hurtado 118 1997-00

Walks

1. Tony Hurtado 116 1997-00
 2. Taggart Bozied 115 1998-01
 3. Ted Langowski 110 1988-91
 4. Jason Howard 100 1998-03
 5. John Mangiante 98 1980-83
 6. Jermaine Clark 91 1995-97
 7. Stephen Yarrow 90 2008-11
 8. Paul McDaniels 89 1994-95
 9. Joe Jacobitz 88 2002-04
 10. Armand Gaerlan 85 2001-04

Extra Base Hits

1. Taggart Bozied 122 1998-01
 2. Arnie Sambel 94 1987-90
 3. Stephen Yarrow 79 2008-11
 3. Tony Hurtado 79 1997-00
 5. Nik Balog 76 2009-12
 6. Armand Gaerlan 74 2001-04
 7. Jason Howard 68 1998-03
 8. Ted Langowski 66 1988-91
 9. Derek Poppert 61 2007-10

10. Connor Bernatz 58 2008-11

Total Bases

1. Taggart Bozied 536 1998-01
 2. Arnie Sambel 406 1987-90
 3. Tony Hurtado 380 1997-00
 4. Armand Gaerlan 361 2001-04
 5. Stephen Yarrow 344 2008-11
 6. Joey Railey 313 2005-08
 7. Pat Walsh 295 1997-00

7. Connor Bernatz 295 2008-11
 9. Jermaine Clark 292 1995-97
 10. Joe Jacobitz 290 2002-04

Hit By Pitches

1. Tony Hurtado\$ 92 1997-00

Putouts

1. Mitchell Bialosky 1519 2005-08
 2. Nik Balog 1455 2009-12
 3. Nick Cirbo 946 2001-04
 4. Taggart Bozied 862 1998-01
 5. Ryan Lipkin 821 2008-10
 6. John Hunt 753 1985-86
 7. Steve Booth 619 2001-02
 8. Ted Langowski 585 1988-91
 9. Aaron Hempel 569 1996-97
 10. Stephen Yarrow 562 2008-11

Assists

1. Joey Railey 571 2005-08
 2. Tony Hurtado 541 1997-00
 3. Tavo Hall 531 2005-08

Outfield Assists

1. Keith Chelini 23 1991-92

Double Plays

1. Jermaine Clark 101 1995-97
 2. Nik Balog 99 2009-12
 3. Steve Berriatua 72 1986-87

ERA (Min. 50.0 Innings)

1. Dana Hendershott 2.20 1968-71
 2. Joe Nelson 2.33 1996
 3. Nick Pereira 2.39 2004-05
 4. Scott Cousins 2.59 2004-06

5. Aaron Poreda 2.65 2005-07
 6. Al Paganucci 2.77 1969-70
 7. Jerry Eilers 2.83 1962-64
 8. Patrick McGuigan 3.21 2003-06
9. Abe Bobb 3.26 2010-
 10. Kyle Zimmer 3.45 2010-12

Victories

1. Matt Lujan 23 2008-11
 2. Patrick McGuigan 22 2003-06
 2. Dana Hendershott 22 1968-71

4. Doug Murray 17 2009-10
 4. Jerry Eilers 17 1962-64
 4. Aaron Poreda 17 2005-07
 7. Kevin Rose 15 2001-04
 7. Peter Dunkle 15 1999-02
 7. Rich Igou 15 1995-97
 10. Sean Buller 14 1995-98
 10. Ken Bowman 14 1972-75

Innings Pitched

1. Dana Hendershott 332.1 1968-71
 2. Matt Lujan 320.2 2008-11
 2. Kevin Rose 295.2 2001-04
 3. Jeff Dietrich 286.0 1980-83
 4. Peter Dunkle 278.2 1999-02
 5. Ken Bowman 269.2 1972-75
 6. Dennis Collier 262.2 1975-76
 7. Jerry Eilers 254.2 1962-64
 8. Aaron Poreda 244.3 2005-07
 9. Patrick McGuigan 241.1 2003-06
 10. Ken Huffman 235.2 1977-79

Strikeouts

1. Dana Hendershott 299 1968-71
 2. Jerry Eilers 263 1962-64
 3. Kevin Rose 254 2001-04
 4. Peter Dunkle 252 1999-02
 5. Matt Lujan 224 2008-11
 6. Kyle Zimmer 200 2010-12
 7. Matt Hiserman 176 2009-11
 8. Chris Thogersen 175 1998-01
 9. Patrick McGuigan 173 2003-06
 10. Ken Bullock 169 1977-79
 11. Aaron Poreda 167 2005-07

Complete Games

1. Jim Ross 18 1973-76
 2. Jason Chandler 16 1994-95
 3. John Pachetti 15 1976-77
 3. Dana Hendershott 15 1968-71
 3. Ken Huffman 15 1977-79

Appearances

1. Garrett Luippold 99 2008-11
 2. Patrick McGuigan 88 2003-06
 3. Peter Dunkle 84 1999-02
 4. Jeff Dietrich 81 1980-83
 5. George Kanto 76 1984-86
 6. Cameron Love 75 2009-12
 7. Jonathan Abramson 74 2008-11
 8. Jordan Remer 72 2009-12
 8. Jim Leoni 72 1974-76
 9. Bob Reed 71 1982-84

Games Started

1. Matt Lujan 49 2008-11
 2. Kevin Rose 47 2001-04
 3. Ken Bullock 42 1977-79
 4. Peter Dunkle 39 1999-02
 5. Jeff Dietrich 37 1980-83
 6. Chris Thogersen 36 1998-01
 7. Marc Pecha 34 1988-91
 8. Rich Igou 32 1995-97
 9. Sean Buller 31 1995-98
 9. Ted Langowski 31 1988-91
 9. Mike Supple 31 1984-87

USF SINGLE SEASON RECORDS

Batting Average (Min. 100 ABs)

1. Taggart Bozied .412 1999
 1. Pat Walsh .412 2000
 3. Chris Kroener .411 1985
 4. Gary Delagnes .409 1976
 5. Al Smoot .401 1981
 6. Gregg Omori .392 1998
 7. Steve Berriatua .384 1987
 7. Ryan Lipkin .384 2008
 9. Joe Jacobitz .383 2002
 10. Jermaine Clark .375 1996

USF BASEBALL RECORDS

SINGLE SEASON RECORDS Cont..

At Bats

1. Armand Gaerlan	242	2004
2. Chris Genung	241	2004
3. Joey Railey	240	2006
4. Joey Railey	239	2008
5. Pete Lavin	236	2011
5. Scott Cousins	236	2006
7. Stefan Gartrell	233	2006
7. Mitchell Bialosky	233	2008
9. Tavo Hall	231	2005
9. Peter Quittner	231	1997

Hits

1. Chris Genung	87	2004
2. Armand Gaerlan	85	2004
2. Joe Jacobitz	85	2002
4. Taggart Bozied	84	1999
5. Pete Lavin	82	2011
6. Scott Cousins	81	2006
6. Joey Railey	81	2006
6. Tony Hurtado	81	2000
9. Jermaine Clark	80	1997
10. Zach Kim	79	2009

Runs

1. Taggart Bozied	71	1999
2. Tony Hurtado	64	2000
3. Jermaine Clark	58	1997
4. Pat Walsh	56	1998
5. Scott Cousins	53	2006
6. Zach Kim	52	2009
7. Taggart Bozied	51	2001
7. John Tomasello	51	1992
7. Chris Kroener	51	1985
10. David Meliah	50	1998

Home Runs

1. Taggart Bozied!	30	1999
2. John Tomasello	24	1992
3. Steve Booth	19	2002
4. Arnie Sambel	17	1990
5. Stephen Yarrow	16	2010
5. Dave Sheldon	16	1985
7. Taggart Bozied	14	2000
7. Peter Quittner	14	1997
9. Stephen Yarrow	13	2009

9. Taggart Bozied	13	2001
9. Larry Arrington	13	1984

Hit By Pitch

1. Tony Hurtado	26	1997
2. Tony Hurtado	24	2000
2. Tony Hurtado	24	1999
4. Justin Maffei	19	2012
5. Tony Hurtado	18	1998

Extra Base Hits

1. Taggart Bozied	45	1999
2. Larry Arrington	35	1984
3. Arnie Sambel	34	1990
4. Steve Booth	33	2002

Stolen Bases

1. Zach Kim	42	2009
2. Jermaine Clark	38	1995
3. Jess Taclas	34	1994
4. Jermaine Clark	30	1996
5. Tad Tassone	29	1969
6. Jess Taclas	28	1995
7. Pete Barry	27	1970
8. Rich Herbert	26	1984
9. Justin Maffei	24	2012
10. Jonnie Knoble	23	2007

Stolen Base Percentage

(Min. 12 Attempts)			
1. Jeff Wedge	1.000	1991	
1. Mark McGuigan	1.000	1984	
3. Bill Murray	.952	1981	
4. Jonnie Knoble	.923	2004	
4. Andrew Smith	.923	2004	
6. Andrew Smith	.917	2005	
7. Drew Johnson	.900	2009	
8. Jonnie Knoble	.869	2005	
9. Zach Kim	.857	2009	
9. Jermaine Clark	.857	1996	

Doubles

1. Chris Genung	22	2004
1. Dustin Delucchi	22	2000
3. Nik Balog	20	2010
3. Pete Lavin	20	2011
3. Tony Hurtado	20	2000
6. Ryan Lipkin	19	2010

6. Derek Poppert	19	2010
6. David Meliah	19	1998
6. Travis Higgs	19	2011
10. Ted Langowski	18	1990
10. Bill Garcia	18	1971
10. Joey Railey	18	2008

Triples

1. Larry Arrington	7	1984
1. Tad Tassone	7	1971

Runs Batted In

1. Taggart Bozied	82	1999
2. Peter Quittner	66	1997
3. Steve Booth	65	2002
4. Dave Sheldon	64	1985
5. Stefan Gartrell	62	2006
6. Gregg Omori	57	1998
7. Arnie Sambel	55	1990
7. Al Smoot	55	1981
8. Jeff Pritchard	53	1998
10. Derek Poppert	52	2009
10. Chris Genung	52	2000
10. Taggart Bozied	52	2000
10. Dustin Delucchi	52	2000

Walks

1. Paul McDaniels	47	1995
2. John Tomasello	44	1992
3. Ted Langowski	43	1990
4. Paul McDaniels	42	1994
4. Al Smoot	42	1981
6. Taggart Bozied	40	1999
7. Nick Tarbat	38	2003
7. Ted Langowski	38	1991
7. Tim Fitzpatrick	38	1984
10. Don Benedetti	37	1974

Total Bases

1. Taggart Bozied	191	1999
2. Steve Booth	140	2002
3. Gregg Omori	135	1998
4. Arnie Sambel	134	1990
4. Al Smoot	134	1981

Sacrifices

1. Jason Mahood	18	2012
2. Connor Bernatz	14	2011

3. Paulo Della Bordella	11	1990
-------------------------	----	------

On Base Percentage

1. Chris Kroener	.532	1985
2. Taggart Bozied	.521	1999
3. Ron Herbert	.516	1988
4. Ray McDonald	.502	1986
5. Paul McDaniels	.500	1995
5. Ron Nocetti	.500	1989
7. Steve Berriatua	.488	1987
8. Tony Hurtado	.483	1998
8. Mike Campas	.483	1988
8. Doug Hupke	.483	1986

Slugging Percentage

1. Taggart Bozied!	.936	1999
2. John Tomasello	.713	1992
3. Dave Sheldon	.711	1985
4. Al Smoot	.698	1981
5. Arnie Sambel	.691	1990
6. Taggart Bozied	.690	2000
7. Gregg Omori	.678	1998
8. Steve Booth	.651	2002
9. Larry Arrington	.638	1984
10. Stephen Yarrow	.635	2010

Putouts

1. Nik Balog	502	2011
2. Mitchel Bialosky	459	2007
3. Taggart Bozied	456	1998
4. Nik Balog	454	2010

Assists

1. Steve Berriatua	183	1987
--------------------	-----	------

Outfield Assists

1. Keith Chelini	16	1991
------------------	----	------

Double Plays

1. Armand Gaerlan	49	2003
2. Steve Berriatua	46	1987
3. Tavo Hall	43	2005
3. Mitchell Bialosky	43	2008

Earned Run Average

1. Patrick McGuigan	1.66	2005
2. Dana Hendershott	1.67	1969
4. Jim Ross	1.80	1974

5. Dana Hendershott	1.84	1971
6. Aaron Poreda	2.16	2005
7. Abe Bobb	2.18	2012
8. Nick Pereira	2.21	2005
9. Jerry Eilers	2.30	1963
10. Joe Nelson	2.33	1996
11. Dennis Collier	2.36	1975
12. Aaron Poreda	2.49	2006

Wins

1. Patrick McGuigan	12	2006
2. Dana Hendershott	11	1971
3. Nick Pereira	10	2005
4. Doug Murray	9	2009
5. Abe Bobb	8	2012
5. Doug Murray	8	2010
5. Aaron Poreda	8	2006
5. Scott Cousins	8	2005
5. Jesse Foppert	8	2001
5. Sean Buller	8	1998
5. Pat McClelland	8	1985
5. John Pachetti	8	1976
5. Ken Bowman	8	1974
5. Roger Strack	8	1966
15. Matt Lujan	7	2008
15. Aaron Poreda	7	2007
15. Kevin Annis	7	2003
15. Ian Perio	7	2000
15. Chris Gossert	7	1998
15. Jason Chandler	7	1994
15. Jerry Eilers	7	1963

Innings Pitched

1. Jim Ross	148.1	1976
2. Dana Hendershott	137.0	1971
3. Doug Ogden	130.1	1980
4. Al Paganucci	120.1	1970
5. Derek Tate	117.0	2004
6. Ian Perio	116.2	2000
7. Jason Chandler	115.1	1994
7. Ken Bowman	115.1	1975
9. Patrick McGuigan	115.0	2006
10. Ken Bullock	112.1	1977
11. Aaron Poreda	112.0	2006
12. Jim O'Shea	110.2	1987

Strikeouts

1. Jerry Eilers	120	1962
2. Jesse Foppert	112	2001
3. Dana Hendershott	109	1971
3. Evan Fredrickson	109	2008
5. Kyle Zimmer	104	2012
6. Jim Ross	102	1976
7. Dana Hendershott	99	1970
8. Nick Pereira	93	2005
9. Chris Thogersen	89	1998
9. Travis Walters	89	1993
9. Kyle Zimmer	89	2011
12. Matt Hiserman	88	2009
12. Kevin Rose	88	2004

Complete Games

1. Jim Ross	13	1976
2. Dana Hendershott	10	1971
3. Jason Chandler	9	1994
3. John Pachetti	9	1976
5. Ken Huffman	8	1978
5. Ken Bowman	8	1975
7. Jason Chandler	7	1995
7. Jeff Harris	7	1995
7. Chris Gaggero	7	1987

Appearances

1. Patrick McGuigan	31	2004
2. Cole Stipovich	30	2007
3. Doug Ogden	29	1981
4. Garrett Luippold	28	2010
4. Tim Dilullo	28	1992
4. Wayne Richelle	28	1988
4. George Kanto	28	1984
4. Doug Ogden	28	1980

Saves

1. Patrick McGuigan	7	2005
1. Elliot Waterman	7	2012
3. Patrick McGuigan	6	2004
3. Chuck Nat	6	1982
5. Jonathan Abramson	5	2009
5. Jeff Bowman	5	2000
5. Jeff Bowman	5	1998
5. Joe Nelson	5	1996
5. Mitchell Bialosky	5	2008
6. Jonathan Abramson	4	2011
6. Jordan Remer	4	2011

USF BASEBALL RECORDS

USF TEAM LEADERS BY SEASON

Batting Average

1946	Paul Schramka	.410
1960	Jim Barbeau	.330
1962	Bill Gallagher	.398
1963	Roy Reitz	.378
1964	Art Quinn	.407
1969	Grant Steer	.346
1970	Tad Tassone	.388
1971	Mike Buskey	.361
1972	Randy Zanze	.441
1973	Bill Downing	.309
1974	Joe Marian	.353
1975	John Nutting	.364
1976	Gary Delagnes	.409
1977	Kevin Keating	.315
1978	Tony Scoma	.359
1979	Reggie Brown	.311
1980	Matt Campi	.302
1981	Al Smoot	.401
1982	Bob Woodcock	.331
1983	Steve Scolini	.352
1984	Rich Herbert	.371
1985	Chris Kroener#	.411
1986	Ray McDonald	.374
1987	Steve Berriatua	.384
1988	Ron Herbert	.374
1989	Jeff McMillan	.331
1990	Arnie Sambel	.340
1991	Ted Langowski	.305
1992	Scott Rapposelli#	.372
1993	Billy Bulanti	.335
1994	Daryl Hernandez	.326
1995	Jermaine Clark	.335
1996	Jermaine Clark#	.375
1997	Jermaine Clark	.372
1998	Gregg Omori	.392
1999	Taggart Bozied#	.412
2000	Pat Walsh#	.412
2001	Jeremy Janz	.342
2002	Joe Jacobitz	.383
2003	Ryan Sittauer	.353
2004	Chris Genung	.361
2005	Cy Donald	.368
2006	Scott Cousins	.343
2007	Zach Kim	.359
2008	Ryan Lipkin	.384

Hits

1946	Paul Schramka	32
1960	Jim Barbeau	35
1962	Bill Gallagher	35
1963	Roy Reitz	31
1964	Mike O'Leary	40
1969	Pete Barry	57
1970	Pete Barry	61
1971	Mike Buskey	64
1972	Bill Curran	24
1973	Bill Downing	51
1974	Joe Marian	60
1975	John Nutting	63
1976	Dennis Yamamoto	71
1977	Kevin Keating	57
1978	Tom Lounibos	68
1979	Reggie Brown	62
1980	Greg Jewett	49
1981	Al Smoot	77
1982	John Mangiante	68
1983	Steve Scolini	62
1984	Rich Herbert	73
1985	Chris Kroener	74
1986	Ray McDonald	65
1987	Steve Berriatua	71
1988	Mike Campas	69
1989	Mike Campas	51
1990	Arnie Sambel	66
1991	Tony Sylvestri	62
1992	Jon French	64
1993	Billy Bulanti	61
1994	Jon Rochlin	53
1995	Jess Taclas	72
1996	Jermaine Clark	69
1997	Jermaine Clark	80
1998	Gregg Omori	78
1999	Taggart Bozied@	84
2000	Tony Hurtado	81
2001	Taggart Bozied	71
2002	Joe Jacobitz	85
2003	Jason Howard	65
2004	Chris Genung	87
2005	Tavo Hall	70

Home Runs

1946	Paul Schramka	4
1960	Bill Enos	3
1962	Al Sousa	4
1963	Mike O'Leary	2
1964	Pag/Sub/Musante	1
1969	Steer/Mustanich	2
1970	Bill Garcia	5
1971	Bill Curran	8
1972	Bill Curran	4
1973	Don Benedetti	5
1974	Don Benedetti	5
1975	Yam/War/Giu/Dou	3
1976	Dennis Yamamoto	6
1977	Bachtold/Doughty	5
1978	Mark Johnson	5
1979	Mark Johnson	4
1980	Smoot/Cronin	5
1981	Al Smoot	12
1982	Greg Eagleton	10
1983	Steve Scolini	8
1984	Larry Arrington	13
1985	Dave Sheldon	16
1986	Rich Holm	4
1987	Eric Enos	9
1988	Arnie Sambel	7
1989	Jeff McMillan	7
1990	Arnie Sambel#	17
1991	John Tomasello	9
1992	John Tomasello#	24
1993	Brian Nelson	3
1994	Paul McDaniels	7
1995	Cassidy Fegan	4
1996	Brad Marshall	8
1997	Peter Quittner	14
1998	Gregg Omori	12
1999	Taggart Bozied!#	30
2000	Taggart Bozied	14
2001	Taggart Bozied	12
2002	Steve Booth	19

Runs Batted In

1946	N/A	
1960	Bill Enos	24
1962	Bill Gallagher	20
1963	Ron Pagenkopf	24
1964	O'Leary/Pagenkopf	17
1969	Bill Mustanich	19
1970	Bill Garcia	29
1971	Bill Curran	30
1972	Curran/Downing	13
1973	Bill Downing	36
1974	Don Benedetti	27
1975	Gary Delagnes	27
1976	Gary Delagnes	26
1977	Bob Bachtold	33
1978	Laurel/Lounibos	26
1979	Mark Johnson	27
1980	Mark Johnson	29
1981	Al Smoot	55
1982	Greg Eagleton	35
1983	Steve Scolini	45
1984	Larry Arrington	51
1985	Dave Sheldon	64
1986	McDonald/Hunt	32
1987	Eric Enos	38
1988	Arnie Sambel	39
1989	Arnie Sambel	37
1990	Arnie Sambel	55
1991	Ted Langowski	36
1992	John Tomasello	45
1993	Billy Bulanti	27
1994	Paul McDaniels	36
1995	Cassidy Fegan	43
1996	Brad Marshall	39

Wins

1946	Dempsey/Garcia	4
1962	Jerry Eilers	5
1963	Jerry Eilers	7
1964	Jerry Eilers	5
1969	Sinclar/M. Delagnes	4
1970	Al Paganucci	7
1971	Dana Hendershott	11
1972	Zimm/Nolan/Bol	3
1973	Merrola/Ramaciotti	4
1974	Ken Bowman	8
1975	Jim Ross	6
1976	John Pachetti	8
1977	Ken Bullock	5
1978	Ken Huffman	3
1979	Ray Dellaserra	5
1980	Doug Ogden	5
1981	Andre Rachal	5
1982	Joe Miller	4
1983	Jeff Dietrich	4
1984	Dave Sheldon	5
1985	Pat McClelland	8
1986	Mike Supple	6
1987	Jim O'Shea	4
1988	Greg Wieser	6
1989	Wieser/Dowd	3
1990	Ted Langowski	4
1991	Ron Ardisson	4
1992	Travis Walters	5
1993	Baldwin/Brown	3
1994	Jason Chandler	7

Innings Pitched

1946	Con Dempsey	66.0
1962	Jerry Eilers	94.0
1963	Mike Barnhart	82.2
1964	Jerry Eilers	78.2
1969	Greg Sinclair	64.1
1970	Al Paganucci	120.1
1971	Dana Hendershott	137.0
1972	Bob Nolan	38.2
1973	Ray Spediacci	82.1
1974	Ken Bowman	95.1
1975	Ken Bowman	134.0
1976	Jim Ross@	148.1
1977	Ken Bullock	112.1
1978	Huffman/Collier	110.0
1979	Bob Marquez	91.0
1980	Doug Ogden	130.1
1981	Chuck Nat	79.1
1982	Chuck Nat	86.0
1983	Don Parks	89.1
1984	Bob Reed	101.2
1985	Pat McClelland	108.0
1986	Duffy Aceret	78.0
1987	Jim O'Shea	110.2
1988	Duffy Aceret	82.1
1989	Greg Wieser	91.1
1990	Ted Langowski	69.0

2009	Zach Kim	.353
2010	Ryan Lipkin	.313
2011	Pete Lavin	.347
2012	Justin Maffei	.315

2006	Cousins/Railey	81
2007	Joey Railey	72
2008	Joey Railey	78
2009	Zach Kim	79
2010	Pete Lavin	67
2011	Pete Lavin	82
2012	Justin Maffei	63

2003	Armand Gaerlan	8
2004	Gartrell/Genung/Cirbo	6
2005	Scott Cousins	7
2006	Lucas DeLong	8
2007	Luke Sommer	6
2008	Mitchell Bialosky	8
2009	Stephen Yarrow	13
2010	Stephen Yarrow	16
2011	Stephen Yarrow	4
	Travis Higgs	4
	Ted LeMasters	4
	Nik Balog	4
2012	Matt Chavez	7

1997	Peter Quittner	66
1998	Gregg Omori	57
1999	Taggart Bozied@	82
2000	Bozied/Delucci	52
2001	Jeremy Janz	42
2002	Steve Booth	65
2003	Joe Jacobitz	39
2004	Chris Genung	52
2005	Stefan Gartrell	41
2006	Stefan Gartrell#	62
2007	Mitch Bialosky	40
2008	Kyle Morgan	50
2009	Derek Poppert	52
2010	Steven Yarrow	47
2011	Steven Yarrow	35
2012	Nik Balog	44

1995	Rich Igou	6
1996	Rich Igou	6
1997	Greg Marchbanks	6
1998	Sean Buller	8
1999	Peter Dunkle	6
2000	Ian Perio	7
2001	Jesse Foppert	8
2002	Kinney/Moses	4
2003	Kevin Annis	7
2004	Derek Tate	6
2005	Nick Pereira	10
2006	Patrick McGuigan	12
2007	Aaron Poreda	7
2008	Matt Lujan	7
2009	Doug Murray	9
2010	Doug Murray	8
2011	Matt Hiserman	6
	Elliott Waterman	6
	Kyle Zimmer	6
2012	Abe Bobb	8

USF BASEBALL RECORDS

USF TEAM LEADERS BY SEASON

Cont...

Innings Pitched Cont...

1991	Marc Pecha	103.2
1992	Chad Baldwin	94.0
1993	Travis Walters	86.2
1994	Jason Chandler	115.1
1995	Jason Chandler	93.1
1996	Jason Warren	73.0
1997	Greg Marchbanks	101.2
1998	Chris Thogersen	100.2
1999	Trip Humphrey	87.0
2000	Ian Perio	116.2
2001	Jesse Foppert	98.1
2002	Peter Dunkle	88.1
2003	Bryan Williams	98.0
2004	Derek Tate	117.0
2005	Nick Pereira	106.0
2006	Patrick McGuigan	115.0
2007	Aaron Poreda	99.2
2008	Matt Baugh	101.1
2009	Matt Hiserman	89.1
2010	Doug Murray	105.0
2011	Matt Hiserman	94.1
2012	Kyle Zimmer	88.1

ERA

1946	N/A	
1962	Jerry Eilers	3.06
1963	Jerry Eilers	2.31
1964	Mike Green	3.00
1969	Dana Hendershott	1.67
1970	Al Paganucci	2.69
1971	Dana Hendershott	1.84
1972	Bob Nolan	4.19
1973	Tony Merolla	4.29
1974	Ken Bowman	3.40
1975	Jim Ross	2.78
1976	John Pachetti	3.79
1977	John Pachetti	5.81
1978	Dennis Collier	4.01
1979	Ken Bullock	3.42
1980	John Hegwood	4.39
1981	Doug Ogden	4.74
1982	Chuck Nat	4.81
1983	Bob Reed	7.47
1984	Bob Reed	7.17

1985	Pat McClelland	5.33
1986	Chris Gaggero	3.88
1987	Chris Gaggero	5.09
1988	Duffy Aceret	6.01
1989	John Homitz	3.32
1990	Ted Langowski	4.30
1991	Marc Pecha	6.07
1992	William Jones	5.21
1993	Brian Nelson	5.29
1994	Jason Mitchell	3.51
1995	Rich Igou	3.52
1996	Joe Nelson	2.33
1997	Paul Deffner	4.50
1998	Sean Buller	4.33
1999	Chris Thogersen	5.07
2000	Ian Perio	4.63
2001	Jesse Foppert	3.75
2002	Zach Brooks	5.66
2003	Kevin Annis	3.41
2004	Patrick McGuigan	2.61
2005	Patrick McGuigan	1.66
2006	Aaron Poreda	2.49
2007	Alex Kalogrides	1.50
2008	Matt Lujan	3.19
2009	Matt Hiserman	3.43
2010	Doug Murray	3.60
2011	Cameron Love	2.60
2012	Cameron Love	1.53

Strikeouts

1946	Con Dempsey	85
1962	Jerry Eilers	120
1963	Mike Barnhart	76
1964	Jerry Eilers	68
1969	Greg Sinclair	57
1970	Dana Hendershott	99
1971	Dana Hendershott	109
1972	Bob Nolan	37
1973	Ray Spediacci	63
1974	Ken Bowman	65
1975	Jim Ross	75
1976	Jim Ross	102
1977	Dennis Collier	71
1978	Ken Bullock	62
1979	Steve Esendido	57
1980	Doug Ogden	58
1981	Jeff Dietrich	47
1982	Jeff Dietrich	43

1983	Jeff Dietrich	47
1984	Pat McClelland	56
1985	Pat McClelland	60
1986	Duffy Aceret	42
1987	Jim O'Shea	73
1988	Duffy Aceret	62
1989	Greg Wieser	42
1990	Ted Langowski	47
1991	Ted Langowski	48
1992	Travis Walters	63
1993	Travis Walters	89
1994	Jason Chandler	63
1995	Igou/Harris	70
1996	Joe Nelson	52
1997	Marchbanks/Rivera	52
1998	Chris Thogersen	89
1999	Peter Dunkle	84
2000	Ian Perio	86
2001	Jesse Foppert	112
2002	Peter Dunkle	75
2003	Kevin Rose	64
2004	Kevin Rose	88
2005	Nick Pereira	93
2006	Aaron Poreda	75
2007	Aaron Poreda	66
2008	Evan Fredrickson	109
2009	Matt Hiserman	88
2010	Doug Murray	70
2011	Kyle Zimmer	89
2012	Kyle Zimmer	104

YEAR-BY-YEAR TEAM BATTING STATISTICS (Since 1970)

Year	Avg.	GP	AB	R	H	2B	3B	HR	RBI	SB-SBA
1970	.289	52	1503	232	437	59	22	14	208	90
1971	.289	48	1539	277	441	44	25	20	218	74-95
1972	----	--	----	---	---	--	--	--	---	-----
1973	.243	46	1421	181	345	45	5	15	---	-----
1974	.260	50	1524	215	396	57	9	22	196	37
1975	.255	55	1563	185	399	57	13	15	154	--
1976	.291	55	1834	298	534	94	15	31	280	38
1977	.253	68	1959	231	495	85	12	23	205	43
1978	.248	61	1844	206	458	76	8	20	165	47
1979	.232	54	1724	196	401	49	11	13	166	53
1980	.224	53	1663	230	373	51	9	24	195	46-59
1981	.281	55	1784	305	501	86	14	49	269	81-112
1982	.263	58	1841	282	485	71	12	41	207	44-58
1983	.238	48	1356	182	323	63	10	23	154	36-72
1984	.286	61	1990	342	570	90	19	60	294	95-124
1985	.304	50	1647	325	500	82	12	44	284	77-116
1986	.319	47	1541	285	491	93	16	26	245	79-119
1987	.306	48	1625	273	497	68	15	39	246	66-96
1988	.300	51	1679	313	504	89	15	21	272	75-109
1989	.263	44	1427	200	376	67	9	27	164	32-48
1990	.266	54	1760	268	468	81	5	56	252	39-58
1991	.261	56	1798	239	469	82	7	32	206	51-75
1992	.269	55	1796	231	484	95	12	40	212	35-58
1993	.247	52	1701	186	420	74	4	18	166	43-64
1994	.274	55	1857	306	508	80	10	28	268	76-109
1995	.263	59	1839	301	483	87	11	16	260	112-169
1996	.280	55	1756	329	491	76	7	38	296	103-147
1997	.305	56	1912	410	583	101	18	59	361	71-128
1998	.317	58	1961	425	622	122	7	49	374	90-131
1999	.299	56	1971	398	589	109	8	59	352	80-119
2000	.312	59	2101	422	656	127	10	52	378	80-115
2001	.287	54	1861	309	535	82	7	49	287	63-96
2002	.300	56	1992	343	597	96	15	50	319	52-82
2003	.290	56	1946	340	564	93	12	30	310	39-65
2004	.310	59	2154	370	668	107	5	31	336	62-83
2005	.292	56	1926	319	563	101	8	38	289	80-103
2006	.286	62	2094	352	598	100	14	38	319	83-109
2007	.290	55	1916	301	556	99	8	33	280	85-107
2008	.299	57	2023	358	605	126	10	33	328	57-91
2009	.296	56	2006	365	594	115	13	41	338	107-129
2010	.281	56	1973	320	555	145	10	52	300	50-77
2011	.273	57	1951	267	532	116	12	31	240	39-65
2012	.266]	59	1975	256	525	108	6	24	222	41-59]

USF BASEBALL RECORDS

YEAR-BY-YEAR TEAM PITCHING STATISTICS (Since 1970)

Year	ERA	W-L	CG	SHO	SV	IP	H	R	ER	BB	SO
1970	3.99	24-28	13	--	--	435.2	416	265	193	214	335
1971	2.90	32-15-1	20	--	7	406.0	316	172	130	202	337
1972	----	-----	--	--	--	-----	---	---	---	---	---
1973	4.55	14-32	--	--	--	376.0	402	263	190	217	239
1974	4.13	20-30	--	--	--	396.0	451	303	182	205	218
1975	3.77	17-38	22	4	--	403.0	422	279	169	187	288
1976	5.32	19-35-1	26	2	3	459.1	534	398	272	313	308
1977	6.55	10-58	19		2	537.2	668	565	392	426	292
1978	6.62	10-51	26		4	505.0	631	511	372	314	271
1979	4.90	17-37	4		4	418.2	478	291	228	249	259
1980	6.34	11-42	5		4	431.2	504	386	304	313	190
1981	6.75	22-33	5		9	460.1	557	418	345	374	235
1982	6.29	20-38	8		12	439.1	480	371	307	325	189
1983	8.99	9-39	7		3	372.1	495	429	372	306	189
1984	8.01	15-46	1		4	485.2	680	567	432	414	268
1985	6.06	22-28	14	1	5	410.0	466	336	276	217	237
1986	6.01	24-23	10	3	4	386.2	431	338	258	252	161
1987	6.92	15-33	8	1	7	400.2	524	375	308	232	201
1988	7.47	16-34-1	8	1	6	414.1	521	434	344	268	281
1989	5.93	14-30	5	0	7	358.0	451	302	236	202	195
1990	7.19	14-39-1	2	0	8	444.1	581	418	355	301	288
1991	7.18	14-42	10	1	6	460.0	599	443	367	291	251
1992	6.35	16-39	7	1	8	456.1	563	399	322	267	233
1993	7.31	8-44	4	0	4	429.2	565	417	349	242	336
1994	5.27	22-33	15	2	3	483.1	577	350	283	214	318
1995	5.29	24-35	19	0	6	493.2	598	377	290	225	353
1996	5.64	30-25	16	3	7	459.1	525	351	288	229	362
1997	6.97	29-27	9	1	7	482.2	653	448	374	278	333
1998	5.62	34-24	12	2/1	8	491.2	573	365	307	227	380
1999	7.73	21-34	2	1/1	5	497.1	650	497	427	269	383
2000	5.89	26-33	4	2/1	9	513.1	629	442	336	279	376
2001	4.57	28-26	5	1	9	474.1	532	310	241	199	371
2002	7.72	18-38	4	0	3	493.0	683	497	423	236	389
2003	5.88	25-31	5	0	8	488.1	596	368	319	202	300
2004	4.87	27-32	4	2/2	7	519.0	584	329	281	164	389
2005	2.86	38-18	8	6/4	10	493.2	426	194	157	165	374
2006	3.77	39-23	8	6/2	15	539.0	572	285	226	141	358
2007	4.05	27-28	3	4/4	4	481.2	505	254	217	133	345
2008	4.77	31-26	3	2/2	8	505.1	545	318	268	227	400
2009	5.09	28-28	3	4/4	9	498.1	550	340	282	194	371
2010	4.97	28-28	2	4/4	7	491.0	555	314	271	163	339
2011	3.76	32-25	3	5/4	14	510.1	482	229	213	179	437
2012	3.25	29-30	4	9/7	10	515.1	460	225	186	164	461

YEAR-BY-YEAR RESULTS

(Since 1968)

Year	Overall	WCC	Finish
1968	17-23	8-12	6th
1969	23-25	10-10	T-4th
1970	24-28	8-12	6th
1971	32-15-1	15-6	2nd
1972	-----	9-9	3rd
1973	14-32	4-14	6th
1974	20-30	8-10	T-4th
1975	17-38	4-14	6th
1976	19-35-1	6-11	4th
1977	10-58	2-34	7th (North)
1978	10-51	4-32	7th (North)
1979	17-37	8-28	7th (North)
1980	11-42	5-30	7th (North)
1981	22-33	11-23	7th (North)
1982	20-38	11-25	6th (North)
1983	9-39	5-25	7th (North)
1984	15-46	7-23	7th (North)
1985	22-28	9-15	6th
1986	24-23	7-15	6th
1987	15-33	8-16	7th
1988	16-34-1	4-20	7th
1989	14-30	8-14	5th
1990	14-39-1	7-27	7th
1991	14-42	9-26	7th
1992	16-39	13-16	4th
1993	8-44	5-25	6th
1994	22-33	9-21	6th
1995	24-35	11-17	5th
1996	30-25	15-13	4th
1997	29-27	17-11	3rd
1998	34-24	18-12	T-3rd
1999	21-34-1	11-18	7th
2000	26-33	10-20	4th (Coast)
2001	28-26	14-16	3rd (Coast)
2002	18-38	9-21	4th (West)
2003	25-31	17-13	2nd (West)
2004	27-32	14-16	3rd (West)
2005	38-18	20-10	2nd (West)
2006	39-23	15-6	T-1st
2007	27-28	9-12	T-4th
2008	31-26	12-9	4th
2009	28-28	12-9	3rd

2010	28-28	10-11	4th
2011	32-25	16-5	1st
2012	29-30	14-10	T-3rd

CURRENT DONORS IN THE RECORD BOOK

Stolen Base Percentage

Justin Maffei .828

ERA

Abe Bobb 3.26

Alex Balog 3.45

USF BASEBALL RECORDS

2012 WCC STANDINGS

Team	WCC				OVERALL			
	W	L	T	Pct	W	L	T	Pct
Pepperdine	16	8	0	.667	36	23	0	.610
San Diego	15	9	0	.625	40	17	0	.702
Gonzaga	14	10	0	.583	34	22	0	.607
Loyola Marymount	14	10	0	.583	27	27	0	.500
San Francisco	14	10	0	.583	29	30	0	.492
Portland	12	12	0	.500	27	25	0	.519
BYU	10	14	0	.417	22	27	0	.449
Saint Mary's (CA)	8	16	0	.333	24	29	0	.453
Santa Clara	5	19	0	.208	26	28	0	.491

ABOUT THE WCC

The West Coast Conference got its start back in 1952, and now enters its 62nd year. In the beginning, the founders really had only one goal in mind - to create a convenient way for five Bay Area schools to play basketball. What has grown from that original vision 60 years ago is a marvelous cohesive athletics league which is competitive at the national level in 13 sports.

This year, newcomer BYU joins the eight previous schools in the WCC to form a nine school conference that spans the Western United States from Canada to Mexico. Though the institutions range from the pine forests of Eastern Washington to the salt flats of Utah to the sun-drenched beaches of Southern California, the combined excellence in athletics and academics sets the conference apart on the national scene and draws the individual institutions together in a common mission. The WCC sponsors championships in baseball, men's and women's basketball, men's and women's cross-country, men's and women's golf, women's rowing, men's and women's soccer, men's and women's tennis and volleyball.

The league was chartered by five Bay Area institutions (Pacific, Saint Mary's, San Francisco, San Jose State and Santa Clara) as the California Basketball Association, playing its first game on January 2, 1953. After two seasons of play under that name, the conference expanded to include Loyola Marymount and Pepperdine in 1955, and became the "West Coast Athletic Conference" in 1956. The name was shortened to "West Coast Conference" in 1989. The current full-time lineup of WCC schools has remained unchanged since 1979, making the WCC the third most stable conference in the country.

Baseball began in the WCC in 1968. Five conference institutions were charter members of the baseball league, along with three associates - Pacific, UC Santa Barbara and San Jose State. The conference temporarily split from 1977-1984 into the Northern and Southern California Baseball Associations, but realigned in 1985 to include San Diego and Nevada. The Wolfpack stayed until 1991, when WCC baseball was reduced to six institutions. Gonzaga and Portland joined the WCC in 1996 after departing the Pac-10 North, to bring the league to its full complement of member institutions.

The 2012 baseball campaign marks the 45th year for West Coast Conference baseball and the league will continue with the 21-game format. The team with the best regular season league record will gain the WCC's automatic bid to the NCAA Tournament, which expanded from 48 to 64 teams in 1999.

WCC members have taken part in four College World Series, including Pepperdine's 1992 national championship squad. Loyola Marymount went to Omaha in 1986, the Waves made their first trip in 1979 and Santa Clara played in the 1962 NCAA championship game.

Pepperdine (2001, 2004-05) and San Diego (2002-03,) had won the previous five WCC Championships before USF and the Waves tied for the title in 2006. San Diego was first in 2007 and 2008 and again in 2010, with Gonzaga taking the crown in 2009.

As for its overall success, the WCC has annually advanced at least one team to a national championship semifinal since 1989. League members have won 32 NCAA Team and individual championships overall. Portland women's soccer captured its second NCAA National Championship in 2005 - the third for the league since 2001 when Santa Clara captured its first women's soccer national title. Pepperdine men's tennis captured the team title in 2006 after taking home the 2005 men's volleyball crown.

Commissioner - Jamie Zaninovich

Associate Commissioner - Brad Hurlbut

Associate Commissioner - Lynn Holzman

Associate Commissioner - Sarah Wilhelmi

Director of Communications - Jeff Tourial

Communications & New Media - James Vega

Coordinator of Baseball Officials - Tom Hiler

West Coast Conference

1200 Bayhill Drive, Suite 302

San Bruno, CA 94066

Phone: (650) 873-8622 | Fax: (650) 873-7846

Email: jtourial@westcoast.org

Internet: www.wccsports.com

WCC BASEBALL CHAMPIONS

2012	Pepperdine (36-23, 16-8)
2011	San Francisco (32-25, 16-5)
2010	San Diego (37-22, 19-2)
2009	Gonzaga (36-18, 14-7)
2008	San Diego (44-17, 16-5)
2007	San Diego (43-16, 18-3)
2006	Pepperdine (42-21, 15-6)
	San Francisco (39-23, 15-6)
2005	Pepperdine (41-23, 21-9)
2004	Pepperdine (30-32, 19-11)
2003	San Diego (31-30, 18-12)
2002	San Diego (39-23, 18-12)
2001	Pepperdine (25-5, 42-18)
2000	Loyola Marymount (22-8, 40-19)
1999	Loyola Marymount (18-12, 33-28)
1998	Loyola Marymount (21-8, 34-23-1)
1997	Santa Clara (23-5, 41-20)
1996	Santa Clara (22-6, 40-22)
1995	Pepperdine (23-3-1, 36-19-1)
1994	Santa Clara (21-9, 40-20)
1993	Pepperdine (24-6, 41-17)
1992	*Pepperdine (23-4, 48-11-1)
1991	Pepperdine (25-10, 41-17-1)
1990	Loyola Marymount (25-9, 45-15)
1989	Pepperdine (20-4, 41-19-1)
1988	Pepperdine (19-4-1, 37-24)
1987	Pepperdine (22-2, 48-12-3)
1986	\$Loyola Marymount (19-5, 50-15)
	Pepperdine (19-5, 38-21-2)
1985	Pepperdine (20-4, 52-15-1)
1984-N	Fresno State (28-2, 54-12-2)
1984-S	CS Fullerton (22-6, 55-18)
1983-N	Fresno State (22-8, 55-18)
1983-S	!CS Fullerton (22-6, 50-21-1)
	UC Santa Barbara (22-6, 44-22)
1982-N	Fresno State (30-6, 45-13)
1982-S	CS Fullerton (23-5, 47-19)
1981-N	Fresno State (26-10, 43-22)
1981-S	CS Fullerton (22-6, 45-16)
1980-N	Fresno State (21-3, 43-12)
1980-S	CS Fullerton (20-8, 48-16-1)
1979-N	Fresno State (24-12, 37-27)
1979-S	CS Fullerton (23-4-1, 51-12-1)
1978-N	Santa Clara (23-8, 40-23)
1978-S	CS Fullerton (24-4, 43-11)
1977-N	Fresno State (26-10, 39-21)

1977-S	•CS Los Angeles (17-7, 36-19)
	CS Fullerton (17-7, 36-19-0)
1976	Pepperdine (16-2, 29-19-1)
1975	Pepperdine (14-2, 37-13)
1974	Pepperdine (15-3, 38-12)
1973	Loyola (14-4, 30-24)
1972	Santa Clara (13-5, 38-17)
1971	Santa Clara (18-2, 43-13)
1970	Santa Clara (19-2, 42-16)
1969	Santa Clara (16-4, 40-10)
1968	Santa Clara (15-5, 31-12)

* - NCAA National Champions;
 \$ - Defeated Pepperdine in playoff;
 ! - Defeated UC Santa Barbara in playoff;
 • - Defeated CS Fullerton in one-game playoff;
 (N) = North Division; (S) = South Division

2012 WCC HONORS

2012 All-West Coast Conference Team

Player	School	Year	Position
Martin Agosta	Saint Mary's	Jr.	RHP
Nik Balog	San Francisco	Sr.	1B
Abe Bobb	San Francisco	So.	RHP
Royce Bolinger	Gonzaga	Sr.	OF
Kris Bryant	San Diego	So.	3B
Kelton Caldwell	BYU	So.	OF
Andrew Daniel	San Diego	Fr.	SS
Clayton Eslick	Gonzaga	Jr.	DH
Turner Gill	Portland	So.	OF
Marco Gonzales	Gonzaga	So.	LHP
Greg Harisis	Santa Clara	So.	2B
Brenden Kalfus	Saint Mary's	Jr.	OF
Kyle Kraus	Portland	Sr.	RHP
Corey LeVier	San Diego	Sr.	OF/DH
Matt Lowenstein	Loyola Marymount	Jr.	OF
Justin Maffei	San Francisco	Jr.	OF
Jon Moscot	Pepperdine	Jr.	RHP
James Pazos	San Diego	Jr.	LHP
Colton Plaia	Loyola Marymount	Jr.	C
Joe Sever	Pepperdine	Jr.	2B
Paul Sewald	San Diego	Sr.	RHP
Alex Stanford	Gonzaga	Sr.	IF
Pat Stover	Santa Clara	Jr.	OF
Zach Vincej	Pepperdine	Jr.	SS
Kyle Zimmer	San Francisco	Jr.	RHP

USF BASEBALL RECORDS

2012 WCC HONORS (Cont...)

Player of the Year Joe Sever (Pepperdine, 2B)
Pitcher of the Year Marco Gonzales (Gonzaga)
Defensive Player of the Year Zach Vincej (Pepp, SS)
Freshman of the Year Travis Radke (Portland, LHP)
Coach of the Year Steve Rodriguez (Pepperdine)

Honorable Mention

Austin Bailey, San Diego
Adam Clear, San Francisco
 Tony Cooper, Pepperdine
 Zac Fujimoto, Loyola Marymount
 Floyd Given, Pepperdine
 Alex Guthrie, Loyola Marymount
 Bryan Haar, San Diego
 Steven Halcomb, Gonzaga
 Austin Hall, BYU
 Dillon Haupt, San Diego
 Lucas Herbst, Santa Clara
 Owen Jones, Portland
 Louie Lechich, San Diego

Trevor Megill, Loyola Marymount
 Corey Miller, Pepperdine
Mason Morioka, San Francisco
 Tyler Olson, Gonzaga
 Travis Radke, Portland
 AJ Robinson, San Diego
 Michael Wagner, San Diego
 Alex Wolfe, BYU

2012 WCC All-Freshman Team

Austin Bailey, San Diego (2B)
 Tanner Chauncey, BYU (SS)
 Andrew Daniel, San Diego (SS)
 Austin Davidson, Pepperdine (3B)
 Collin Ferguson, Saint Mary's (1B)
 Brendan Hendriks, San Francisco (DH)
 Connor Joe, San Diego (1B)
 Mason Marshall, BYU (RHP)
 Trevor Megill, LMU (RHP)
 Travis Radke, Portland (LHP)
 Colin Welmon, LMU (RHP)

*due to ties in voting, there are 11 members on this year's All-Freshman Team

2012 Rawlings WCC Player Of The Month

February: Kris Bryant, San Diego
 March: Dillon Haupt, San Diego
 April: Royce Bolinger, Gonzaga
 May: Royce Bolinger, Gonzaga

2012 Rawlings WCC Pitcher Of The Month

February: Powell Fansler, Santa Clara
 March: Travis Radke, Portland
 April: Michael Wagner, San Diego
May: Abe Bobb, San Francisco

2012 Rawlings WCC Pitcher Of The Week

Feb. 20: Scott Frazier, Pepperdine
 Feb. 27: Corey Miller, Pepperdine
 March 5: Tyler Olson, Gonzaga
 March 12: Owen Jones, Portland
March 19: Kyle Zimmer, San Francisco
 March 26: Mason Marshall, BYU
April 2: Abe Bobb, San Francisco
 April 9: Jon Moscot, Pepperdine
 April 16: Michael Wagner, San Diego
April 23: Elliott Waterman, San Francisco
 April 30: Marco Gonzales, Gonzaga
May 7: Abe Bobb, San Francisco
 May 14: Colin Welmon, Loyola Marymount
 May 21: Tyler Olson, Gonzaga
 May 28: Jon Moscot, Pepperdine

2012 Rawlings WCC Player Of The Week

Feb. 20: Kris Kauppila, Portland
 Feb. 27: Kris Bryant, San Diego
 March 5: Troy Channing, Saint Mary's
 March 12: Dillon Haupt, San Diego
 March 19: Kris Bryant, San Diego
 March 26: Royce Bolinger, Gonzaga
 April 2: Colton Plaia, Loyola Marymount
 April 9: Alex Wolfe, BYU
 April 16: Joe Sever, Pepperdine
 April 23: Corey LeVier, San Diego
 April 30: Brenden Kalfus, Saint Mary's
 May 7: Kris Bryant, San Diego
 May 14: Joe Sever, Pepperdine
 May 21: Matt Lowenstein, Loyola Marymount
 May 28: Steven Halcomb, Gonzaga

USF All-West Coast Conference

First Team Selections

1972 Bill Curran (1B)
 Randy Zanze (OF)
 1974 Don Benedetti (C)
 Joe Marion (2B)
 1976 Dennis Yamamoto (OF)
 Frank Reyes (DH)
 1977 Kevin Keating (DH)
 1979 Reggie Brown (OF)
 1981 Al Smoot (1B)
 1982 Jim Mangiante (OF)
 1984 Larry Arrington (UT)
 1985 Dave Sheldon (UT)
 1990 Arnie Sambel (OF)
 Ted Langowski (P)
 1991 Ted Langowski (UT)
 1992 Tony Sylvestri (SS)
 John Tomasello (OF)
 1995 Jermaine Clark (INF)
 1996 Jermaine Clark (2B)
 Peter Quittner (DH)
 1997 Jermaine Clark (2B)

1998 David Meliah (SS)
 Taggart Bozied * (3B)
 2000 Taggart Bozied (3B)
 2001 Taggart Bozied (3B)
 2002 Steve Booth (C)
 Joe Jacobitz (OF)
 2003 Ryan Sittauer (DH)
 2005 Scott Cousins (UT)
 Nick Pereira (P)
 2006 Scott Cousins (UT)
 Stefan Gartrell (OF)
 Patrick McGuigan (P)
 Aaron Poreda (P)
 2007 Mitchell Bialosky (1B)
 Jonnie Knoble (OF)
 Jon Norfolk (C)
 Aaron Poreda (LHP)
 2008 Matt Lujan (LHP)
 Kyle Morgan (OF)
 Joey Railey (2B)
 2009 Dane Braunecker (3B)
 Drew Johnson (OF)
 Zach Kim (OF)
 Doug Murray (RHP)

2010 Derek Poppert (SS)
 Nik Balog (1B)
 Connor Bernatz (OF)
 Stephen Yarrow (3B)
 2011 Nik Balog (1B)
 Connor Bernatz (OF)
 Travis Higgs (C)
 Pete Lavin (OF)
 Stephen Yarrow (3B)
 Kyle Zimmer (RHP)
 2012 Nik Balog (1B)
 Abe Bobb (RHP)
 Justin Maffei (OF)
 Kyle Zimmer (RHP)
 *Unanimous WCC Player of the Year

**USF All-West Coast Conference
 Second Team Selections (Since 1995)**

1995 Rich Igou (P)
 Jess Taclas (OF)
 1997 Aaron Hempel (INF)
 Tony Hurtado (INF)
 Peter Quittner (C)
 1998 Sean Buller (P)
 Tony Hurtado (INF)
 Gregg Omori (INF)
 1999 Andrew Clements (OF)
 2000 Dustin Delucchi (OF)
 2001 Jesse Foppert (P)
 2002 Royce Fukuroku (INF)
 2003 Kevin Annis (P)
 Armand Gaerlan (SS)
 2004 Armand Gaerlan (SS)
 Joe Jacobitz (LF)
 2005 Cy Donald (DH)
 Stefan Gartrell (OF)
 2006 Andrew Smith (SS)
 2007 Derek Poppert (3B)
 *Discontinued after 2007 season

WCC Player of the Year

1999 * Taggart Bozied
 2006 Scott Cousins
 *Unanimous Selection

WCC Pitcher of the Year

2006 Patrick McGuigan

WCC Defensive Player of the Year

2008 Joey Railey
 2011 Stephen Yarrow

WCC Coach of the Year

1971 Dante Benedetti
 2005 Nino Giarratano
 2006 Nino Giarratano
 2011 Nino Giarratano

USF All-American Selections

1971 Dana Hendershott (P)
 1996 Jermaine Clark (INF)
 Third Team
 1999 Taggart Bozied (3B)
 First Team
 2000 Taggart Bozied (3B)
 Preseason First Team
 2001 Taggart Bozied (3B)
 Preseason First Team
 2006 Scott Cousins (UT)
 First Team

USF All-District VIII Selections

1971 Dana Hendershott (P)
 1971 Dennis Yamamoto (P)
 1992 John Tomasello (OF)
 1996 Jermaine Clark (INF)
 1999 Taggart Bozied (3B)
 2002 Steve Booth (C)

USF Freshman All-American

1996 Jermaine Clark (INF)
 Rich Igou (P)
 1997 Tony Hurtado (INF)
 1998 Gregg Omori (INF)
 Chris Gossert (P)
 Taggart Bozied (INF)
 2000 Jason Martina (P)
 2002 Cy Donald (INF)
 Royce Fukuroku (INF)
 2008 Matt Lujan (LHP)
 Connor Bernatz (OF)

USF BASEBALL RECORDS

USF BASEBALL AWARDS

Dante Benedetti Award (Team MVP)

1981	Al Smoot
1982	John Mangiant
	Bob Woodcock
1983	Jeff Dietrich
1984	Larry Arrington
	Dave Sheldon
1985	Dave Sheldon
1986	Ray McDonald
1987	Steve Berriatua
1988	Dan Barbara
	Mike Campas
1989	Mike Campas
1990	Arnie Sambel
1991	Ted Langowski
1992	Tony Sylvestri
	John Tomasello
1993	Billy Bulanti
1994	Rich Crawford
1995	Jermaine Clark
1996	Jermaine Clark
1997	Jermaine Clark
1998	Tony Hurtado
1999	Taggert Bozied
2000	Tony Hurtado
2001	Jesse Foppert
2002	Steve Booth
2003	Armand Gaerlan
	Jason Howard
2004	Chris Genung
2005	Scott Cousins
2006	Scott Cousins
2007	Jonnie Knoble
2008	Mitchell Bialosky
	Joey Railey
2009	Zach Kim
2010	Derek Poppert
2011	Pete Lavin
2012	--

Academic Award (Best Team GPA)

1981	Al Smoot
1982	Mike Mooney
1983	Jeff Dietrich
1984	Mark McGuigan
1985	Kevin McCarthy

1986
1987
1988
1989
1990
1991
1992
1993
1994
1995
1996
1997
1998
1999
2000
2001
2002
2003
2004
2005
2006
2007
2008
2009
2010
2011
2012

Jermaine Clark Award (Best Def.)

1999	Tony Hurtado
2000	Dustin Delucchi
2001	Steve Booth
2002	Steve Booth
2003	Armand Gaerlan
	Jason Howard
2004	Andrew Smith
2005	Royce Fukuroku
2006	Andrew Smith
2007	Brian Chavez
2008	Joey Railey
2009	Dane Braunecker
2010	Robert Abel
2011	Stephen Yarrow
2012	Nik Balog

Mike Supple
Joe Morello
Buzz Lawson
Ron Herbert
Marc Pecha
Marc Pecha
Tom Hinton
Derek Johnson
Derek Johnson
Derek Johnson
Rich Crowe
Darryl Nitta
Darryl Nitta
Darryl Nitta
Scott Mooers
Kevin Rose
Kevin Rose
Armand Gaerlan
Kevin Rose
Tavo Hall
Tavo Hall
Tavo Hall
Tavo Hall
Tavo Hall
Drew Johnson
Derek Poppert
Derek Poppert
Abe Bobb

Troy Nakamura Kipona Aloha Deep Love Award (Best Commitment)

2009	Mason Morioka
2010	Ryan Lipkin
2011	Connor Bernatz
2012	Mason Morioka

Jesse Foppert Award (Best Pitcher)

1981	Doug Ogden
1982	Con Dempsey
1983	Don Parks
1984	Bob Reed
1985	Pat McClelland
1986	George Kanto
1987	Chris Gaggero
1988	Greg Wieser
1989	John Homitz
1990	Ted Langowski
1991	Ron Ardisone
1992	Travis Walters
1993	Chad Baldwin
1994	Jason Chandler
	Jason Mitchell
1995	Rich Igou
1996	Joe Nelson
1997	Greg Marchbanks
1998	Sean Buller
1999	Chris Thogersen
2000	Ian Perio
2001	Jesse Foppert
2002	Jeremy Kinney
2003	Kevin Annis
2004	Derek Tate
2005	Nick Pereira
2006	Patrick McGuigan
2007	Jason Dufloth
2008	Matt Baugh
2009	Doug Murray
2010	Doug Murray
2011	Kyle Zimmer
2012	Kyle Zimmer

Greg Moore Award (Inspirational)

1981	Monico Corral
	John Mangiante
1982	Greg Eagleton
1983	Al Pasquinelli
1984	Dino Nomicos

1985	Chris Kroener
1986	John Hunt
1987	Eric Enos
1988	Ron Herbert
1989	Jeff McMillan
1990	Jim West
	Scott Taylor
1991	Tony Sylvestri
1992	Scott Rapposelli
	Jon French
1993	Rob Hanke
1994	Francisco Zapata
1995	Jess Taclas
1996	Aaron Hempel
	Derek Johnson
1997	Ray Rivera
1998	Jason Heise
	Troy Nakamura
1999	Greg Moore
2000	Greg Moore
	Rigo Lopez
2001	Greg Moore
2002	Khamis Zananiri
2003	Anthony Jimenez
2004	Nick Cirbo
2005	Jonnie Knoble
2006	George Lujan
2007	Tavo Hall
2008	Tavo Hall
2009	Drew Johnson
2010	Matt Hiserman
	George Lujan
2011	Matt Lujan
2012	Brendan Hendriks

Jonnie Knoble Award (Top Newcomer)

1999	Rigo Lopez
2000	Jason Martina
2001	Kevin Rose
2002	Joe Jacobitz
2003	Jonnie Knoble
2004	Blake Nelson
2005	Luke Sommer
2006	Brian Anderson
2007	Derek Poppert
2008	Connor Bernatz
2009	Matt Hiserman

2009	Cameron Love
2010	Pete Lavin
2011	Aritz Garcia
2012	Cameron Love

Con Dempsey Jr. Late Bloomer Award

2008	Matt Lujan
	Stephen Yarrow
2009	Nik Balog
2010	Chris Dittman
2011	Ted LeMasters
2012	Abe Bobb

George A. Jefferson Movin' On Up Award

2012	Brendan Hendriks
------	------------------

Green & Gold Club Loyalty Award

USF's Green and Gold Club annually presents the Green & Gold Club Loyalty Award to the USF senior student-athlete who represents the university and the athletic department in an exemplary manner. Twelve USF baseball players have earned the prestigious award. In 2006, Stefan Gartrell was honored for his outstanding contributions on the field, in the classroom and in the community.

2006	Stefan Gartrell
2004	Armand Gaerlan
2000	Pat Walsh
1991	Ted Langkowski
1990	Arnie Sambel
1985	Chris Kroener
1978	Tom Lounibos
1975	Ken Bowman
1974	Joe Marion
1971	Dana Hendershott
1969	Michael Laurel
1967	Joe Gualco

USF BASEBALL RECORDS

USF DONS AMONG WCC TOP-10 CAREER/SEASON

Batting Average - Season (All Games)

2.	Randy Zanze (1972)	.441
3.	Ryan Lipkin (2008)	.384
6.	Pete Lavin (2011)	.347

Hits - Career (All Games)

8.	Taggart Bozied (1998-01)	287
----	--------------------------	-----

Hits - Season (All Games)

1.	Pete Lavin (2011)	82
----	-------------------	----

Runs - Career (All games)

T-1.	Taggart Bozied (1998-01)	240
6.	Tony Hurtado (1997-00)	207

Runs - Season (All games)

T-1.	Taggart Bozied (1999)	98
2.	Pete Lavin (2011)	42

RBI - Career (All games)

2.	Taggart Bozied (1998-01)	222
----	--------------------------	-----

RBI - Career (Wcc Games)

1.	Taggart Bozied (1998-01)	100
----	--------------------------	-----

RBI - Season (All Games)

2.	Taggart Bozied (1999)	82
8.	Stephen Yarrow (2011)	35
9.	Nik Balog (2011)	34

Home Runs - Career (All games)

1.	Taggart Bozied (1998-01)	60
----	--------------------------	----

Home Runs - Career (WCC games)

1.	Taggart Bozied (1998-01)	29
----	--------------------------	----

Home Runs - Season (All games)

2.	Taggart Bozied (1999)	30
4.	John Tomasello (1992)	24
T-9.	Steve Booth (2002)	19
T-9.	Travis Higgs (2011)	4
T-9.	Nik Balog (2011)	4
T-9.	Stephen Yarrow (2011)	4
T-9.	Ted LeMasters (2011)	4

Doubles - Season (All games)

4.	Pete Lavin (2011)	20
5.	Travis Higgs (2011)	19

Triples - Season (All games)

1.	Pete Lavin (2011)	4
----	-------------------	---

Stolen Bases - Career (All Games)

10.	Jermaine Clark (1995-97)	86
-----	--------------------------	----

Stolen Bases - Season (All games)

5.	Zack Kim (2009)	42
----	-----------------	----

Stolen Bases - Season (WCC games)

T-1.	Jermaine Clark (1995)	21
------	-----------------------	----

Slugging Pct. - Season (All Games)

6.	Pete Lavin (2011)	.492
8.	Travis Higgs (2011)	.483

On-base pct. - Season (ALL games)

4.	Pete Lavin (2011)	.424
----	-------------------	------

Total bases - Season (ALL games)

2.	Pete Lavin (2011)	116
----	-------------------	-----

Walks - Season (All games)

1.	Stephen Yarrow (2011)	36
3.	Pete Lavin (2011)	30

Hit-By-Pitch - Career (All games)

1.	Tony Hurtado (1997-00)	\$ 92
----	------------------------	-------

ERA - Career (ALL games)

6.	Dana Hendershott (1968-71)	2.20
----	----------------------------	------

Innings Pitched - Season (All games)

5.	Jim Ross (1976)	148.3
----	-----------------	-------

Sac Flies - Season (All Games)

1.	Nik Balog (2011)	6
----	------------------	---

Games Started - Season (All Games)

1.	Kyle Zimmer (2011)	16
----	--------------------	----

Fielding Pct. - Season (All Games)

1.	Mason Morioka (2011)	1.000
----	----------------------	-------

MISCELLANEOUS WCC RECORDS

Team Fielding - Season (All games)

1.	San Francisco (2005)	.976
1.	San Francisco (2011)	.985

Team Fielding - Season (WCC games)

1.	San Francisco (2005)	.981
1.	San Francisco (2011)	.988

Least Errors - Season (All games)

1.	San Francisco (2005)	52
1.	San Francisco (2011)	33

WCC ANNUAL LEADERS

Individual - All Games

Batting Average

1999	Taggart Bozied *	.412
1996	Jermaine Clark	.375
1992	Scott Raposelli	.372
1985	Chris Kroener	.411

Hits

2004	Chris Genung *	87
2011	Pete Lavin	82

Doubles

2004	Chris Genung *	22
2000	Dustin Delucchi *	22

Triples

2011	Pete Lavin	4
------	------------	---

Home Runs

1999	Taggart Bozied *	30
1992	John Tomasello	24
1990	Arnie Sambel	17

Runs

1999	Taggart Bozied !*	98
------	-------------------	----

RBI

2006	Stefan Gartrell	62
1999	Taggart Bozied *	82

Stolen Bases

2009	Zach Kim	42
------	----------	----

Walks

2011	Stephen Yarrow	36
------	----------------	----

Sacrifice Flies

2011	Nik Balog	6
------	-----------	---

ERA

2006	Aaron Poreda	2.49
2005	Nick Pereira	2.21

Wins

2005	Nick Pereira	10
------	--------------	----

Shutouts

2006	Patrick McGuigan	2
------	------------------	---

Saves

2000	Jeff Bowman	5
------	-------------	---

Games Started

2011	Kyle Zimmer	16
------	-------------	----

Fielding Pct

2011	Mason Morioka *	1.000
------	-----------------	-------

WCC ANNUAL LEADERS

Team - All Games

Batting Average

1997		.305
------	--	------

Slugging Pct

2011		.392
------	--	------

Doubles

2011		116
------	--	-----

Triples

2011		12
------	--	----

Home Runs

1997		59
2011		31

Total Bases

2011		765
------	--	-----

Total Plate Appearances

2011		2242
------	--	------

At Bats

2011		1951
------	--	------

Walks

2011		186
------	--	-----

Stolen Bases

2009		107
2007		85
2006		83
2005		79
2004		63
2000		79
1998		90
1996		102
1995 *		112

ERA

2005 *		2.88
--------	--	------

Batters Struck Out

2011 *		437
--------	--	-----

Saves

2011		14
------	--	----

Fielding Percentage

2005 !		.976
2011 *		.985

Caught Stealing By

2011		36
------	--	----

FIVE DIAMOND DONS NAMED TO WCC 40TH ANNIVERSARY TEAM

TAGGERT BOZIED 3B (1998-01)

- Three-time All-American (1999-01)
- Unanimous WCC POY (1999)
- WCC's all-time home run leader (60)
- Top-50 Athletes in WCC History (2001)
- Only player to capture the WCC "Triple Crown" in the modern era (30/92/.412)

JERMAINE CLARK 2B (1995-97)

- USF Athletic HOF (Inducted 2005)
- All-American (1996, 3rd Team)
- Freshman All-American (1995)
- Three-time All-WCC First Team
- USF career leader in batting (.361), stolen bases (86) and double plays turned (101)

SCOTT COUSINS OF/LHP (2004-06)

- All-American (2006, 1st Team)
- WCC Player of the Year (2006)
- Ranks sixth in USF career ERA (3.21), and is tied for 10th in career wins (12)
- Led the WCC in league ERA (2.25) innings (56.0) and strikeouts (42) as a junior in 2006

ARNIE SAMBEL INF 1987-90

- USF Athletic Hall of Fame (2005)
- All-WCC First Team (1990)
- Led the WCC with 17 HR in 1990
- Ranks among USF's top-five in hits (236-4th), home runs (36-2nd), doubles (54-3rd), RBI (152-2nd) and extra-base hits (94-2nd)

DANA HENDERSHOTT LHP 1968-71

- USF Athletic Hall of Fame (1987)
- All-American (1971, 1st Team)
- Posted WCC record 0.60 ERA in 1971 league contests, going 7-0 with 58 strikeouts
- USF career leader in ERA (2.20), wins (22), innings pitched (332.1) and strikeouts (299)

USF BASEBALL RECORDS

FIVE DIAMOND DONS NAMED "LEGENDS OF THE HILLTOP"

In celebration of the 150th anniversary of the University of San Francisco, 75 "Legends of the Hilltop" were selected for their contributions to Dons Athletics.

Dante Benedetti

USF Career Years: Coached: 1962-1980
Played: 1937-1940

- Lettered in football, boxing and baseball
- Rescued and Rebuilt USF Baseball Program
- Achieved Best WCAC Record in 34 Years
- WCAC Baseball Coach of the Year, 1971
- Namesake of Benedetti Field and Team MVP
- Inducted into San Francisco Prep Hall of Fame
- 373 career coaching victories
- Personally paid for USF Baseball equipment and uniforms

Taggart Bozied

USF Career Years: Played: 1998-2001

- Only Three-time All-American in program history
- Top-50 Athletes in West Coast Conference history
- 1999 West Coast Conference Player of the Year
- Second Round Draft Choice, 2000 MLB Draft
- 1999 NCAA Division I Statistical Champion - Homeruns (30) & Slugging Percentage (.936)
- First "Triple Crown" winner in modern era of the West Coast Conference
- Rotary Smith Award Semi-Finalist, 1999, 2000 & 2001
- Competed For Team USA, Summer 2000
- West Coast Conference career home run leader (60)

Jermaine Clark

USF Career Years: Played: 1995-1997

- Two-time All-American
- Three-time All-WCC First Team
- USF Career Batting Leader (.361)
- USF Career Steals Leader (86)

Con Dempsey

USF Career Years: Played: 1941-43, 1946

- 1943 All-Coast; led Dons to NCBA title in 1943
- 7-1 (USF was 8-1) with 85 strikeouts in 1946
- Two-sport athlete at USF (basketball)

Dana Hendershott

USF Career Years: Played: 1968-1971

- 1971 All-American
- USF Career (2.20) and Season ERA Leader (1.67)
- WCC record 0.60 ERA in 1971 league games USF Career Steals Leader (86)

2005 & 1946 USF BASEBALL DEEMED "LEGENDARY"

In celebration of the 150th anniversary of the University of San Francisco, 16 of the best teams in Dons Athletic history were recognized in the "Circle of Excellence". Two USF baseball squads - the record-setting 2005 club and the historic 1946 Top Coast Collegiate Team - were honored for on-field accomplishments.

1946 USF Dons - Top Coast Collegiate Team

Coached by USF legend and National Basketball Hall-of-Famer Pete Newell, the 1946 USF team featured two future Major Leaguers - Con Dempsey and Paul Schramka.

- Team posted a 8-1 record (lone loss was a controversial decision at Cal) and out-scored opponents 75-25
- Swept two-game series vs. Saint Mary's, SCU & Stanford
- Batted .284 as a team with 10 HR and 44 extra-base hits
- Posted a remarkable 2.54 team ERA with 80 strikeouts and just 32 walks
- Con Dempsey went 7-1 with 85 strikeouts and seven complete games and struck out 16 against Saint Mary's
- Paul Schramka batted .410 with four home runs, four doubles and two triples

2005 USF Dons - 38-18, 20-10 WCC: On the Rise...

- Team posted a then program record 38 victories and finished second in the West Coast Conference
- Team ranked fourth in ERA (2.86) and fielding percentage (.976) Nationally, among Division I leaders
- Out-scored opponents 319-194
- Team led the WCC in five categories
- USF won the 2005 Johnny Quik Classic
- Nino Giarratano named WCC Coach of the Year and So. OF/LHP Scott Cousins and Sr. RHP Nick Pereira earn first team All-WCC honors
- Cousins finishes 8-5 with a 2.64 ERA
- Pereira posts 10-3 record with a 2.21 ERA, 92 strikeouts in 106.0 innings and is drafted by SF Giants in 10th round
- Junior RHP Patrick McGuigan goes 5-2 with a 1.66 ERA, seven saves as the Dons closer

A

Abel, Robert	2009-10
Abramson, Jacob	2005-06
Abramson, Jonathan	2007-11
Aceret, Duffy	1986-88
Acuna, Augie	1991-94
Adams, B	1950
Adams, R	1950
Agate, Graeme	2008, 2010-2011
Ahern, Dave	1989-90
Aita, Colin	1996-97
Aivaliklis, Alex	1984-85
Akenhead, Dan	2001
Alaura, John	1960, 1962
Allio, Matt	1979-81
Aldridge, Robert	1993
Allred, Justin	2002-03
Amundson, Dennis	1959-60
Anderson, Brian	2006-08
Anderson, Joe	2008-09
Anderson, John	1965
Anderson, Kyle	2013-
Anderson, Larry	1968-69
Annis, Kevin	2000-03
Anthony, Mike	1960
Apidendio, Steve	1979
Arata, Bill	1954-57
Ardissonne, Ron	1989-91
Arenivar, Joe	1952-55
Armaninio, Steve	1976
Armstrong, Jim	1966
Arnoldy, Dan	1952-54
Arrington, Larry	1983-84
Asanovich, Eli	1957
Atkinson, Derek	2013-
Ayers, Ryan	2000

B

Bachtold, Bob	1975-77
Bacigalupi, Chris	2006-07
Baginski, Tom	1967
Bail, Steve	1966
Bailey, Dave	1965
Baldwin, Chad	1992-93
Balog, Alex	2011-
Balog, Nik	2009-2012
Banuelos, Ricardo	1994
Baptista, Dick	1950
Barbara, Dan	1987-88
Barbeau, Bob	1947
Barbeau, Jim	1960
Bareilles, Jack	1962

Barnes, "Biff"	1967-68
Barnhart, Mike	1962-63
Barrett, Mike	1968-71
Barry, Pete	1968-70
Barry, Tom	2010-2012
Bartke, Paul	1984-87
Basques, Tony	1955-58
Baugh, Matt	2007-08
Bayless, Bob	1953-55
Bayze, Bryan	1995
Beasley, Jim	1963-64, 1966
Bechelli, Dick	1952-54
Becker, John	1953-55
Belardi, Larry	1977-78
Belli, Ron	1966
Bellig, Mike	1996-97
Benedetti, Dan	1942
Benedetti, Don	1972-74
Bernatz, Connor	2008-11
Bernhard, David	1995
Berriatua, Steve	1986-87
Berringer, Steve	1995-96
Bertoli, Ralph	1963
Bevilacqua, Jon	1991-93
Biale, Tony	2003-05
Bialosky, Mitchell	2005-09
Bietz, Nick	2011
Bir, Dan	1996
Bishop, Bob	1963
Blake, Mark	1992-93
Blakely, Jason	1994-95
Bloodsaw, Jerry	1975-78
Bloom, Barry	1986
Bloom, Dave	1979-80, 1982
Bobb, Abe	2010-
Bogdan, Ken	1962-64
Bohne, Sam (coach)	1952
Boland, Frank	1947
Bologna, Nate	1971-73
Booth, Steven	2001-02
Bonomi, Tom	1979
Boreau, Jim	1959
Borgmann, Brian	2003-
Bowes, Dave	1975
Bowman, Jeff	1998-00
Bowman, Ken	1972-75
Boyer, Carl	1965-66
Bozied, Taggart	1998-2001
Bracco, Mike	1971
Brady, Tom	1962
Braghetta, Bob	1954-57
Braunecker, Dane	2008-09

Brennen, Merv	1955
Bright, Will	2000
Brodie, Walt	1960
Brooks, Zach	2002
Brosnan, Mike	1985-86
Broussard, Josh	2011
Brown, John	1992-93
Brown, Reggie	1976-79
Bruce, Harrison	2013-
Bulanti, Billy	1993
Buller, Sean	1995-98
Bullock, Ken	1977-79
Bumpus, Pat	1992-93
Burch, Frank	1963-64, 1966
Burk, Frank	1960
Burns, Sean	2008-11
Burrus, Bill	1970
Buskey, Mike	1968-71
Butler, Bill	1954-55
Butler, Tom	1947

C

Cabral, George	1959
Calhoon, Chris	1968
Callaghan, John	1946
Caloneye, Arnold	1957-58
Camberos, Steven	2013-
Camicia, Paul	1973
Campas, Mike	1988-89
Campi, Matt	1980-81
Cardoza, Jim	1963
Carillo, Javier	1957
Carmassi, Dennis	1978-79
Carney, Tom	1963
Carvalho, Jared	2000-01
Casazza, Buzz	1954-56
Caselli, John	1970-71
Cassinelli, Joe	1972
Castagnetto, Bob	1952-53
Castro, "Mel"	1968-70
Cattalini, Jim	1960
Cecchi, Ron	1955
Cecilio, Christian	2012-
Cervantes, Gene	1965-66
Chandler, Jason	1994-95
Chapmen, "Corky"	1958-59
Chavarria, Gerry	1977-78
Chavavvia, Abner	1982
Chavez, Brian	2007
Chavez, Danny	2010
Chavez, Matt	2008-2012
Chelini, Keith	1991-92

USF BASEBALL RECORDS

Chicourrat, Andre	1947	Della Maggiora, Daniel	2000-03	F	Gianni, Vince	1947	Herrick, Tanner	2000-01	Johnston, Warren "Fats"	1950
Cirbo, Nick	2001-04	Dellaserra, Ray	1978-79	Fegan, Cassidy	1993-95	Giesen, Wayne	1984-85	2012-	Jones, Aaron	1991-92
Chism, John	1946	DeLong, Jesse	2013-	Fegan, Fred	1966	Gill, Joe	1965-67	1984	Jones, Bob	1946-47
Ciardella, Jimmy	2000	DeLong, Lucas	2004-07	Falone, Chuck	1954-56	Giovovila, Pete	1965	1957	Jones, Dave	1974-76
Cifelli, Pete	1971	Delucchi, Dustin	2000	Fano, Frank	1978-79	Gjurjevich, Matt	2000	1958	Jones, Larry	1968-69, 1971-72
Cimber, Adam	2013-	Delyon, Nick	2005-06	Farrell, Perry	1955	Godward, Cal	1975-76	2007-11	Jones, William	1992-93
Clark, Jack	1957	Dempsey, Sr , Con	1946	Feeley, John	1982	Goldfield, Josh	1998	2008-09	Jourdanis, Ron	1958
Clark, Jermaine	1995-97	Dempsey, Jr , Con	1979-82	Feldeison, Joe	1963-65	Gomozas, Gus	1987	2010-	Joyce, Bob	1962-63
Clear, Adam	2008-2012	Dempsey, Peter	2013-	Feroggiaro, Bill	1954-56	Gonsalves, Dave	1965-66	1966-67		
Clements, Andrew	1998	Denham, Jared	2009-2012	Fetrow, Jason	1997	Gonzalez, Ed	1997	1990-93	K	
Click, Craig	2003-04	Dennis, Brad	1978-79	Finkas, Tony	1965	Gordon, Jeff	2005-07	2009-11	Kalogrides, Alex	2007-10
Cline, Bill	1966	Dezordo, Don	1957	Fisk, Del	1946	Gossert, Chris	1998-01	2012	Kanto, George	1984-86
Cole, Marty	1973-74	Dietrich, Jeff	1980-83	Fitzpatrick, Tim	1983-84	Gradishar, Luke	2001-02	1971	Kagawa, Greg	2000-02
Cole, Marty	1993	Dilullo, Tim	1991-92	Flores, Eric	1995	Graff, Ben	2011-	1998	Kara, Fred	1957-58
Collier, Dennis	1975-77	Dinslage, Ron	1966, 1968-69	Foppert, Jesse	1999-2001	Granitz, Ed	1946	1986-87	Kathan, Michael	2013-
Collins, Jim	1946	Dittman, Chris	2009-10	Foresti, Mike	1976-	Grealish, Jack	1947	1960	Karp, Len	1951-52
Columbo, Pete	1989-90	Dobbins, Dan	1979-81	Franco, Les	1963	Green, Mike	1963-66	1966-67	Katsulis, Dave	1960
Conradi, Stephen	2004-	Doherty, Jack	1956	Franco, TJ	2002-05	Gregori, Joe	1967-69	1989-90	Keating, Kevin	1974-77
Conway, Andy	1952-53	Domeno, Dick	1952	Franks, Phillip	1994-95	Gretz, Ryan	2002	1966-67	Kelly, Dick	1947
Cooper, Mel	1968	Donald, Cy	2002-05	Fredrickson, Evan	2008	Grimes	1953	1989-90	Kim, Mitch	1977-78
Corral, Monico	1979-82	Donnelly, Kevin	2005-06	French, Jon	1990-92	Gualco, Joe	1965-66	1960	Kim, Zach	2005-09
Cortes, J J	1988-89	Donovan, George	1952-53	French, Matt	1996-98	Guerra, Nick	2000	1998-03	Kinard, George	1994-95
Cosmos, John	1971-72	Doran, Rick	1978-80	Freschi, Bob	1991-92	Guinnaso, Vic	1975-77	1995-96	Kinney, Jeremy	2001-02
Costantini, Kelly	2009-10	Dormer, Tim	1966	Frizzi, Mark	1992-93, 1995	Guisti	1975	1979	Kirkes, Al	1959-60
Costello, John	1954	Doughty, Don	1976-77	Fuentes, Ed	1991-92			1966	Kiser, Dan	1960
Costello, Kevin	1957	Doust, Dick	1963-64	Fukuroku, Royce	2002-05	H		1977-79	Knoble, Jonnie	2003-07
Costello, Lou	1958	Douvikas, Jim	1982	Fulgham, Frank	1988	Haberlin, Heath	1992-93	1998-00	Kokley, Bob	1966
Courtney, Bill	1962-64	Dowd, Derek	1988-90			Halcovich, Keith	1994-95	1985-86	Kowall, Dan	1963
Cousins, Scott	2004-06	Downing, Bill	1971-73	G		Hall, Forest	1946-47	1986-87	Kraut, Ron	1955
Cox, Thomas	2013-	Dryden, Ed	1996-97	Gabriele, Rob	1995-96	Hall, Ken	1960	2003-	Kroener, Chris	1982-85
Crawford, Rich	1994	Duchi, John	1977-78	Gaerlan, Armand	2001-04	Hall, Tavo	2005-08	1997-00	Kuhta, Rich	1965-67
Cremin, Pat	1977-78	Dufloth, Jason	2006-07	Gaggero, Chris	1986-87	Hanke, Rob	1992-93	1967-69	Kurakazu, Ed	1969-70
Crivelli, Ron	1956	Duncan, Eric	1994	Galarza, Jess	1995	Hanna, Ed	1946-47		Kurata, Bill	1982-83
Cronin, Kevin	1980	Dunkle, Peter	1999-02	Gale, Ray	1963-65	Hanson, Ryan	2003-04		Kuss, Herb	1968
Crowe, Rich	1996	Dunn, Joe	1950	Gallagher, Bill	1960, 1962	Hanson, Tom	1965	I		
Cruikshank, Bob	2012-	Dunn, Mike	1967-68	Gallagher, Jack	1951-54	Hardt, Brian	1994-95	1995-97		
Cuovas, Tim	1975-76			Gallagher, Lon	1965	Harris, Rob	1987		L	
Cunningham, John	1957	E		Gallagher, Warren	1988	Harris, Jeff	1995		LaBourdette, Dick	1947
Curran, Bill	1970-72	Eagleton, Greg	1981-82	Galletti, Warren	1968, 1970-71	Haseltine, Jordan	2011-2012		LaCour, Fred	1957
Cutler, Bill	1957-60	Early, Mitch	1985	Galli, Tim	1963	Hauger, Kyle	1989		Landini, Lou	1947
Cutti, Phil	1995-97	Eaton, Michael	2012-	Galloway, Pat	2011-2012	Heath, Ernie	1988-89		Langowski, Ted	1988-91
		Eden, Mike	1983-84	Garcia, Aritz	1968-71	Hegwood, John	1980-81		Lapuz, Ray	1986-87
D		Edson, KJ	2013-	Garcia, Bill	1946-47	Heintzelman, Brian	1997		LaRocca, Leo	1954-57
Dakin, Brian	1989-90	Ehrlich, Josh	2013-	Garcia, Ed	1997	Heinz, Len	1953-54		LaRocca, Nick	1984-85
Damon, Frank	1958	Eilers, Jerry	1962-64	Garcia, Kenny	1994	Heise, Jason	1998-01		LaRosa, Dave	1987-89, 1991
Dardis, Rick	1989-90	Enos, Bill	1960	Garcia, Roberto	1994	Hempel, Aaron	1996-97		Larson, Brock	2013-
Dawidezuk, Wally	1950	Enos, Eric	1987	Gartrell, Stefan	2003-06	Hendershott, Dana	1968-71		LaTorre, Jim	1971
DeBenedetti, Reno	1947	Eppendido, Steve	1979	Gaulco, Joe	1967	Hendriks, Brendan	2012-		Laurel, Dennis	1977-80
Deffner, Paul	1997-99	Escobar, Chris	2008-09	Gentile, Ralph	1981-82	Herbert, John	2000		Laurel, Mike	1966-69
Del Simone, Ernie	1946-47	Ethel, Bobby	2006-09	Genung, Chris	2004-	Herbert, Rich	1984-86		Lavin, Pete	2010-11
Delagnes, Gary	1973-76	Evangelho, Ryan	1998-99	Georgi, Tom	1966	Herbert, Ron	1986-89		Lawless, Dick	1953-55
Delagnes, Mike	1966-69			Giambruno, Scot	1991-93	Hernandez, Daryl	1994-95		Lawson, Larry	1985-88
Della Bordella, Paulo	1989-90			Giannecchini, Steve	1968-71				Lawton, Kyle	2008-09

USF BASEBALL RECORDS

Leahy, Ryan	2000	Marquez, Bob	1978-79	Mitchell, Jason	1994	O'Leary, Mike	1963-65	Ponty, Brian	1978-79	Rodgers, Frank	1960
Leake, Jed	1993, 1997	Marrietti, Lou	1949-52	Mohr, Ben	1992	O'Leary, Paul	1971-74	Popovich, Jake	2012	Rodriguez, Joe	1963
Lee, Dave	1962-64	Marshall, Brad	1996-97	Mohr, Greg	1979	Olice, John	1952	Poppert, Derek	2007-10	Rogan, James	1995
Lee, Sheldon	2011-	Martin, Angelo	1985-86	Molof, Steve	2004-05	Oliva, Mike	1986-87	Poreda, Aaron	2005-07	Rommel, Ed	1949-52
LeMasters, Ted	2011-2012	Martin, C J	1993	Mooers, Scott	1999-02	Oliver, "Hank"	1959-60	Potulny, Joe	1979-80	Ropers, Tom	1958
Lemire, Blair	1958	Martin, Jonah	1997	Moore, Greg	1999-2001	Olmes, Mike	1996-97	Prater, Dave	1968	Rose, Jim	1946
Leonardini, Tom	1960	Martina, Jason	2000	Monroe, Leon	1968	Olmo, Ed	1953-54	Pritchard, Jeff	1998-99	Rose, Kevin	2001-04
Leoni, Jim	1974-77	Massari, Alex	2006-07	Montrosso, John	1984	Olson, Jim	1950-51	Prochow, Steve	1965	Rosko, George	1973
Lettunich, Mike	1960	Matteucci, Oreste	1946-47	Mooney, Mike	1979-82	Omori, Gregg	1998-99	Proteau, Rick	1970	Ross, Jim	1974-76
Lewin, Russ	1971	Maudsley, Pat	1960	Morales, Daniel	2004-07	O'Neill, John	1957-60	Pulido, Andrew	2012-	Ross, Zach	1997
Lieb, Matthew	2007-09	Maum, Bob	1971	Morales, Rich	1983-86	Orellana, Rich	1955	Purkiss, Matt	1996-97	Rossi, Del	1954-55
Lim, Roger	1987, 1989	Matern, Trevor	2009	Morelli, Bob	1947	Oropeza, Joe	2006-10			Rotar, Johnny	1946-47
Lindeke, Brock	2007	Matranga, Ryan	2013-	Morello, Joe	1986-87	O'Shaughnessy, J	1971, 1973-74			Rowan, Mitchell	2013-
Lipkin, Ryan	2008-10	McAlister, Owen	1997	Moriarty, Dan	1952-53	O'Shea, Jim	1986-87	Q		Rozelle, Doug	1950
Lograsso, Frank	1979	McCaffery, Bryan	1992-94	Morgan, Kyle	2008	O'Shenny	1973	Quesenberry, Dennis	1966	Ruggeroli, Charlie	1962
Lombardo, Pete	1962	McCall, T J	1998-99	Morioka, Mason	2009-2012	Overtton, Gene	1955	Quine, John	2006-07	Rule, Dennis	1962
Lommori, Bob	1950	McCarthy, Jack	1946-47	Morris, Dick	1946			Quinn, Art	1962-64	Russo, Don	1969-70
Lonzo, John	1973	McCarthy, John	1959	Morrison, Mark	1960			Quinn, Dan	1965-68		
Loomis, Larry	1983-86	McCarthy, Kevin	1982-85	Moses, Steve	2001-02	P		Quinn, John	1984		
Lopez, Rigoberto	1999-00	McCauley, Chic	1959	Mott, Bob	2009-	Pachetti, John	1976-77	Quintero, Matt	2008-09	S	
Lounibos, Tom	1975-78	McClelland, Pat	1984-85	Muller, Ryan	2004-08	Paganucci, Al	1969-70	Quittner, Peter	1996-	Safranek, Dan	1991
Love, Cameron	2009-2012	McCormac, Tim	1997	Mulligan, Tim	1993	Page, Tom	1979			Salmina, Bill	1960
Lucido, Joe	1965	McCormay, Preston	1998-99	Murray, Bill	1979-81	Pagenkopf, Ron	1963-65	R		Sambel, Arnie	1987-90
Luhrs, Dave	1979-82	McDaniels, Paul	1994-95	Murray, Dan	1950	Paluma, Pete	1958	Rachal, Andre	1981-82	Sandell, Harold	1949-52
Luippold, Garrett	2008-11	McDonald, Bob	1957	Murray, Doug	2009-10	Paolini, Nick	1968	Ragusa, Tony	1977-79	Sandell, John	1960
Lujan, George	2006-10	McDonald, Mike	1973, 1975	Musante, Gary	1963-65	Parks, Dons	1980-83	Ragusa, Tony	1950-51	Sanders, Dick	1953-55
Lujan, Matt	2008-11	McDonald, Ray	1985-86	Mustanich, Bill	1966, 1968-70	Pasee, Tom	1950	Railey, Joey	2005-08	Santana, Leonard	1975
Lum, Keali'i	1997-00	McGaughy, Travis	2002-05			Pasero, Larry	1994-95	Ramaciotti, John	1971-74	Santich, Mike	1963-64
Lum, Makani	1997	McGee, Frank	1967-68			Pasquinnelli, Al	1982-83	Ramos, Ken	1983	Santora, Pete	1974-77
Luvisotti, Mauro	1973-74	McGuigan, Chuck	1954-56	N		Passalacqua, Tom	1959-60	Rapposelli, Scott	1991-92	Sarto, Joe	1951-52
Lyons, Alex	2008	McGuigan, Mark	1982-84	Naber, David	2000	Paulus, Dave	1980-83	Read, Bunkey	1966	Saunders, John	1970-72
		McGuigan, Patrick	2003-06	Nagamine, Reyn	2011-	Paulus, Ed	1988-89	Rebholtz	1953	Scarpelli, Craig	1981
M		McLaughlin, Bob	1959-60	Nakamura, Troy	1995-98	Payne, Hal	1956	Redling, Mike	1969-71	Scarpelli, Mike	1949-51
Macaluso, Bob	1957	McManus, Terry	1981-84	Nat, Chuck	1981-82	Peale, Tommy	2007	Redmon, Ron	1965	Schaffer, Trevor	1996
Mack, Al	1982-84	McMillan, Jeff	1989	Nelson, Blake	2004-07	Pearce, Sonny	2008	Reed, Bill	1947	Scheid, Joe	1963
Madsen, Mike	1983-84	McMullen, Tom	1966	Nelson, Brian	1993-94	Pecha, Marc	1988-91	Reed, Bob	1982-84	Schmitt, Bob	1980-83
Maffei, Justin	2012-	McNally, Steve	1971	Nelson, Joe	1996	Peckham, Chase	1993	Reese, Tom	1977-79	Schneider, Bernie	1957
Mahood, Jason	2009-	McNeill, Joe	1965	Nickle, Hal	1963-65	Pengel, Henry	1947	Regan, Jim	1968	Schramka, Paul	1946-49
Maloney, Bob	1950	McSweeney, Joe	1984-85	Nicolopolous, Bob	1968-70	Perata, Matt	1993	Reid, Fred	1975-76	Schultz, Tyler	2012
Maloney, Jim	1986	Meliah, David	1998	Nitta, Darryl	1997-99	Perazzo, Tony	1993-94	Reidt, Josh	2002-03	Schwenn, Greg	2003
Maloney, Pete	1947	Mena, Jesse	2000-02	Nocetti, Ron	1989-90	Pereira, Nick	2004-05	Reitz, Rich	1964-66	Sciutti, Charles	1994-95
Malucchi, Steve	1974-75	Menagh, Bill	1952	Nolan, Bob	1970-72	Perio, Ian	2000	Reitz, Roy	1962-63	Scola, Lauren	1952-53
Malucchi, Tony	1982-83	Merklin, Keith	1993-94	Nomicos, Dino	1983-84	Perkins, Ron	1990-91	Remer, Jordan	2009-2012	Scolini, Steve	1981-84
Mandsley, Pat	1959	Merolla, Dan	1973-75	Norfolk, Jon	2004-07	Phillips, Dwight	1971	Restani, Rick	1973-75	Scoma, Chuck	1981-83
Mangiante, John	1980-83	Meyers, Charlie	1956-58	Nossardi	1953	Piantadosi, Dick	1962	Reyes, Frank	1974-76	Scoma, Tony	1977-79
Mango, John	1997	Mifsud, Ron	1987	Nowlin, Josh	1996-97	Pindroh, Bob	1965-68	Rhein, Tony	1994	Scott, Delano	1978
Manko, Frank	1946	Miles, Greg	1982-83	Nutting, John	1975	Pino, Dave	1976	Richelle, Wayne	1987-88	Scramaglia, Jack	1957
Mann, Don	1978-79	Milkovich, Jimmy	2002-03			Pinotti, Lou	1979, 1981-82	Riley, Bill	1969-70	Scrogings, Chris	2002
Mans, Mannuel	1950	Miller, Joe	1981-82	O		Pirayoff, Ron	1998	Riordan, Tim	1950-51	Sears, Mike	1976-77
Marchbanks, Greg	1996-97	Miller, Josh	2013-	O'Brien, Mike	1977	Pisani, Lou	1950-52	Rivera, Louis	1954	Seccombe, David	2001
Martini, Don	1955-56	Mitchell, Brian	2005	O'Connell, Tom	1968-70	Pitsch, Anthony	2013-	Rivera, Ray	1996-97	Seeronen, John	1966-68
Marion, Joe	1971-74	Mitchell, Ed	1978-80	Ogden, Doug	1980-81	Pointer, Aaron	1960	Rochlin, Jon	1993-94	Senestraro, John	1960
				Olcese, John	1952-53	Polanco, Phil	2000	Rodda, Nick	2010	Senn, Gary	1970-72

USF BASEBALL RECORDS

Senn, Terry	1969-71	Tassone, Tad	1970-72	Warde, John	1960	Zimmerman, Bruce	1970-72
Sequeira, Jim	1966	Tate, Derek	2003-04	Ware, Ray	1960	Zuardo, Lou	1962-64
Shafer, Skip	1965-67	Taylor, Sammy	1993	Warren, Jason	1996	Zucca, George	1953-54
Shanahan, Bill	1947	Taylor, Scott	1989-90	Waterman, Elliott	2010-2012		
Shaugnessy, Bill	1956	Taylor, Steve	1966	Waters, Tim	1963		
Shaugnessy, Jerry	1947	Teijeiro, Mike	1991, 1993	Watkins, Laurence	1994-95		
Shaukowitz, Matt	1995	Terry, Mike	1990	Watroba, Greg	1975		
Sheldon, Dave	1984-85	Thogersen, Chris	1998-01	Weckel, Charlie	1979		
Shew, Fred	1946	Thollander, Bob	1949-52	Wedge, Jeff	1991		
Shiller, Drew	2006	Thomas, Highie	1962	Weidinger, Dave	1973-75		
Silvestri, Mike	1968	Thomasser	1953	Weiks, Jourdan	2012-		
Sinclair, Greg	1968-69	Thompson, Keith	2006	Wend, Bernie	1958-59		
Siri, John	1978-79	Tigert, Chase	2007	West, Jim	1989-90		
Sittauer, Ryan	2002-03	Toboni, Joe	1973	West, Logan	2012-		
Siria, Daryl	1966	Tomasello, John	1991-92	White, Tom	1960		
Slattery, Bob	1968, 1970	Tonascia, Jim	1963-64	Whiting, John	1953		
Smith, Andrew	2003-06	Torrente, Paul	1953-54	Whitlock, Steve	1960		
Smith, Don	1960	Torres, Roland	1976	Wieser, Greg	1988-89		
Smith, Kevin	1978-79	Torrise, Joe	1979-81, 1983	Wiggins, James	1990		
Smith, Reggie	1971-73	Townsend, Don	1947-50	Wiley, Sam	2008		
Smoot, Al	1980-81	Traynor, Mike	1962	Willard, Nick	1965-68		
Soares, Chad	1998-2001	Tsukamoto, Stan	1971-72	Willard, Paul	1962		
Somers, Bruce	1965	Turkington, Ted	1995-96	Williams, Bryan	2002-03		
Sommer, Luke	2005-07	Turner, Bob	1970-72	Williams, Joe	1985-87		
Souza, Al	1960, 1962	Turner, Zachary	2013-	Williamson, Kevin	1991		
Spediacci, Ray	1972-73			Williamson, Ray	1957-59		
Speier, Justin	1992-93	U		Wilson, Sean	2007		
Spratt, Bob	1966	Ubhaus, Frank	1963	Windall, Tyler	2007		
Spurgeon, Steve	2003-04	Umeda, Blaine	2002	Wolfgram, Mike	1970		
Steenvoorde, Dusty	1990-91	Urban, Dan	1986-87	Woodcock, Bob	1982		
Steer, Grant	1966-69	Urban, Mike	1987, 1990-91	Wozonak, Joe	1950		
Stevens, Rick	1966, 1968			Wyman, Greg	1968, 1970-71		
Sticklinski, Mike	2011	V					
Stipovich, Cole	2005-07	Vaiarello, Frank	1950	Y			
Stoll, Mike	1968	Valdez, Alfonso	2000-03	Yamamoto, Dennis	1973-76		
Stone, Ken	1959	Vevoda, Joe	1946	Yamamoto, Ryan	1998		
Strack, Roger	1965-66	Vick, John	1947, 1950	Yarrow, Stephen	2008-11		
Subica, Ed	1963-66	Vigo, Bob	1955	Yertzell, Jim	1988-89		
Sulentor, John	2000-2002	Vincent, John	1979, 1981	Yoshimura, Lindsay	1975-78		
Sullivan, John	1959	Viola, Ken	1979				
Summerhays, Ben	2006	Vusich, Leo	1963-65	Z			
Supple, Mike	1984-87			Zachos, Jason	1998-99		
Swindling, Will	2012	W		Zachos, John	1990-91		
Sylvestri, Tony	1991-92	Wagner, Marty	1965	Zahn, Bryan	2004		
		Wallgren, Chuck	1957-59	Zamagni, Joe	1993		
T		Walker, Keith	1952-53	Zananiri, Khamis	2002-03		
Taclas, Jess	1994-95	Walsh, John	1953-55	Zanze, Randy	1970-72		
Takanabe, Taichi	1994-95	Walsh, Pat	1997-00	Zapata, Francisco	1994-95		
Tamelier, Jerry	1952	Walterhouse, Eric	2005	Zarzanza, Dick	1957		
Tandy, Scott	1966	Walters, Travis	1992-93	Zbaenik, Frank	1967-68		
Tanner, Bud	1955-57	Wanlin, Phil	1967-68	Zimmer, Bradley	2012-		
Tarbat, Nick	2000-2003	Ward, Jim	1975-76	Zimmer, Kyle	2010-2012		