



Hail to thee, our Alma Mater. May thy name be told. Where above thy gleaming splendor,  
Waves the green and gold. Thou our guide in quest for knowledge  
Where we all are free. University of South Florida. Alma Mater. Hail to thee!

**ALEX GOLESH**  
HEAD COACH

**COLE BEST**  
72 • OL • SR

**DE'SHAVN RUCKER**  
22 • CB • SR



# SOUTH FLORIDA

## FOOTBALL



**2025 SEASON PREVIEW**

**2025 KICKOFF**



## 2025 AAC MEDIA DAY ATTENDEES



COLE  
BEST

OL ▾ Sr. ▾ 6-4, 315 ▾

Winter Park, Fla. ▾

Trinity Prep ▾



DE'SHAWN  
RUCKER

CB ▾ Sr. ▾ 6-0, 195 ▾

Tallahassee, Fla. ▾

Godby HS ▾ Tennessee

**Rimington Trophy Candidate**

**2025 Athlon Sports Preseason All-AAC - Third Team**

**2024:** Played in all 13 games and started 10, including the last seven at center...also started three games at left guard...USF went 7-6 and won a bowl game for the second straight season...helped the Bulls run for 34 touchdowns on the ground, the second-most in program history, and log 2,343 yards on the ground, posting 190.6 yards per game to rank 28th nationally and fourth in the AAC...the Bulls posted four 300-yard or more rushing games, tied for the third-most in FBS...the Bulls had three running backs with at least 400 rushing yards and seven rushing touchdowns.

**2023:** Saw action in nine games as a member of the two-deep on the offensive line.

**2022:** Saw action in two games, vs. Howard and at Tulsa.

**2021:** Redshirt season.

**TRINITY PREP:** Committed to the Bulls in August 2020...rated as a three-star recruit by 247Sports and Scout...ranked No. 86 at the offensive guard position on 247Sports' composite for 2021...became Trinity Prep's first FBS commitment since Michael Kalaman, who signed with Rutgers in 2012...coached by Mike Kruczek...as a senior in 2020, helped his team advance to the Class 3A, Region 2 quarterfinals...played on both sides of the ball in his prep career and earned Co-MVP honors at HotBed Recruiting's Orlando Showcase...a three-sport athlete at Trinity Prep...also received offers from Charleston Southern, Gardner-Webb, Samford, Western Kentucky and Wofford.

**PERSONAL:** Born March 20, 2003...son of Richard and Elizabeth Best...younger sister named Victoria Best...loves to fish, hunt, and spend time with the boys...majoring in Marketing.

**Thorpe Award Candidate**

**2025 Athlon Sports Preseason All-AAC - First Team**

**2025 Phil Steele Preseason All-AAC - First Team**

**2024:** Started in the 11 games he saw action in on the season, missing Tulane and UAB due to injury...seventh on the team with 42 tackles (36 solo) and added 2.0 tackles for loss, seven quarterback hurries and a forced fumble...set career-high in tackles with 10 (all solo) at Alabama (9/7)...recorded a forced fumble and four tackles at Southern Miss (9/14)...had five stops vs. Miami (9/21)...recorded a career-high two pass break-ups vs. Memphis (10/12) and equaled that at Rice (11/30)...had four stops at FAU (11/1) and vs. Navy (11/9).

**2023 (TENNESSEE):** Played on multiple special teams units in win over Texas A&M (10/14)...missed three weeks due to injury and returned to action vs. South Carolina (9/30), making one solo tackle in the win...saw action on special teams in the season opener vs. Virginia (9/2) on kick coverage, punt coverage and punt return.

**2022 (TENNESSEE):** Played in eight games and made a pair of starts in his second year at UT, logging eight total tackles, all solo, and a pass breakup...started his second-straight game at cornerback and had a career-high three tackles against UT Martin (10/22)...made his first collegiate start against No. 3 Alabama (10/15), and had two solo tackles along with his first-career PBU...notched a solo tackle in the win over No. 20 Florida (9/24)...made his season debut against Akron (9/17), collecting a pair of tackles for his first career multi-tackle game.

**2021 (TENNESSEE):** Played in 12 games as a reserve defensive back and special teams contributor, totaling five tackles and one blocked punt...made one tackle against Purdue in the TransPerfect Music City Bowl (12/30)...blocked a punt in the third quarter at No. 4 Alabama (10/23)...recorded solo tackles against No. 13 Ole Miss (10/16), Missouri (10/2), Tennessee Tech (9/18) and Pitt (9/11)...made collegiate debut in season-opening victory over Bowling Green (9/2).

**GODBY HS:** A versatile blue-chip defensive back who played every position in the secondary...a three-star prospect according to Rivals.com and 247Sports.com...one of the top 55 prospects in the state of Florida according to 247Sports.com...in a game as a junior in Nov. 2019, recorded three interceptions and took one back 56 yards for a touchdown...a speedster on the track who clocked a 10.76 100m as junior and qualified for the state long jump as a sophomore...also a standout on Godby's basketball team...coached by Brandon McCray.

**PERSONAL:** Full name is De'Shawn Rucker...born on Dec. 22, 2002...son of Britney Jones...majoring in communications studies...recipient of the Charlie & Mai Coffey Scholarship Endowment Fund.



## 2025 SOUTH FLORIDA

## FOOTBALL

## QUICK FACTS

**Location:** Tampa, Fla.**Enrollment:** 50,577**Nickname:** Bulls**Colors:** Green & Gold**Stadium (Capacity):**

Raymond James Stadium (65,857)

**Stadium Surface:** Tifway Bermuda 419**Conference:** American Athletic**President:** Rhea Law**Interim Athletic Director:** Jay Stroman**Head Football Coach:** Alex Golesh**Record at USF:** 14-12, (8-8 AAC), 3rd year**Record Overall:** same**Football Office Phone:** 813-974-7170

## ATHLETIC COMMUNICATIONS

**Associate AD/Communications/****Football Contact:** Brian SiegristSiegrist@USF.edu **Cell:** 813-293-3897**Athletics Address:**

4202 E. Fowler Ave. ATH 100

Tampa, Fla. 33620

## TEAM INFORMATION

**2024 Overall Record:** 7-6**2024 American Athletic Record:** 4-4

Hawai'i Bowl Champions

**Starters Returning/Lost:** 12/12**Offense:** 6/5**Defense:** 6/5**Special Teams:** 0/2**Lettermen Returning/Lost:** 44/40**Offense:** 20/20**Defense:** 22/19**Special Teams:** 3/2

## FOOTBALL HISTORY


**First Year:** 1997**First Year in FBS:** 2000**Record (years):** 175-160 (29th season)**FBS Record (years):** 155-147 (26th season)**Bowl Appearances/Record:** 12 (8-4)**Last Bowl Appearance:**

2024 Hawai'i Bowl, W, 41-39 (5OT)

**First Team All-Americans:** 7**First Team All-Conference:** 33

GOUSFBULLS.COM

@USFFOOTBALL

**BYRUM BROWN**

QUARTERBACK

PROGRAM'S FIRST 3,000-YARD PASSER  
RETURNS FROM 2024 INJURY**MAC HARRIS**

LINEBACKER

LED THE BULLS IN TACKLES, TFL & SACKS  
IN THE 2024 SEASON

## 2025 SCHEDULE

DATE	OPPONENT	KICK/TV
Thur., Aug. 28	<b>BOISE STATE</b> First meeting. Boise State went 12-2 last year, won the MWC, and earned a spot in the 12-team CFP.	5:30 PM/ESPN
Sat., Sept. 6	at Florida Bulls fell 31-28 at #18 Florida in 2022, USF had a chance to win the game in the closing minutes.	4:15 PM/SEC Net
Sat., Sept. 13	at Miami Miami has won four straight in series, lead series 5-1. First game at Miami since 2012, a 40-9 loss.	4:30 PM/CW
Sat., Sept. 20	<b>SOUTH CAROLINA ST.</b> Second meeting between programs. Bulls won 55-16 in 2019.	12 PM/ESPN+
Fri., Oct. 3	<b>CHARLOTTE*</b> The Bulls downed the 49ers 59-24 last year in Charlotte to move to 2-0 in the series.	7:00 PM/ESPN2
Fri., Oct. 10	at North Texas* It will be the first meeting between the programs since 2002. USF owns a 2-0 series lead.	7:30 PM/ESPN2
Sat., Oct. 18	<b>FAU* (Homecoming)</b> The Bulls won 44-21 in Boca Raton, Fla. last year. USF leads the series, 4-2.	TBD
Sat., Oct. 25	at Memphis* Memphis has won last four. Tigers won 21-3 in Orlando last year in a game moved due to Hurricane Milton.	TBD
Thur., Nov. 6	<b>UTSA*</b> The Roadrunners won the only previous meeting in San Antonio, Texas in 2023, 49-21.	7:30/8 PM/ESPN/ESPN2
Sat., Nov. 15	at Navy* USF fell to Navy, 28-7, last year in Tampa. Navy leads the series 3-2.	12 PM/ESPN Network
Sat., Nov. 22	at UAB* Bulls downed UAB, 35-25, in Tampa last year. The series is tied 2-2.	TBD
Sat., Nov. 29	<b>RICE*</b> * AAC game The Bulls fell to the Owls, 35-28, last year in Houston in the final regular season game. Series is tied 1-1.	TBD

DATE	OPPONENT	RESULT
Sat., Aug. 31	<b>BETHUNE-COOKMAN</b> First season-opening win since 2020.	W, 48-3
Sat., Sept. 7	at <b>#4/4 Alabama</b> USF trailed 21-16 with 7 minutes to play.	L, 16-42
Sat., Sept. 14	at Southern Miss Season-best 369 rushing yards.	W, 49-24
Sat., Sept. 21	<b>#8/11 MIAMI</b> Miami led 22-15 at the half.	L, 15-55
Sat., Sept. 28	at Tulane* QB Byrum Brown left game in third quarter.	L, 10-45
**Sat., Oct. 12	<b>MEMPHIS**</b> **Game relocated to Orlando due to Hurricane Milton.	L, 3-21
Sat., Oct. 19	<b>UAB*</b> Keshawn Singleton 4 catches for 105 yards and a TD.	W, 35-25
Fri., Nov. 1	at Florida Atlantic* Bulls scored 30 unanswered points, ran for 319 yards.	W, 44-21
Sat., Nov. 9	<b>NAVY* (Homecoming)</b> USF committed three turnovers, Navy ran for 321 yards.	L, 7-28
Sat., Nov. 16	at Charlotte* USF program-record 425 rushing yards, 31-point third QT	W, 59-24
Sat., Nov. 23	<b>TULSA*</b> 42-7 halftime lead, 715 yards most vs. FBS program.	W, 63-30
Sat., Nov. 30	at Rice* First-ever game at Rice Stadium.	L, 28-35
Tues., Dec. 24	<b>HAWAII BOWL</b> vs. San Jose State	W, 41-39 (5 OT)

## NOTABLE RETURNERS

### OFFENSE:

■ Senior quarterback **Byrum Brown** returns from a leg injury that caused him to miss most of 2024. He set numerous USF season passing records in 2023, including yards (3,292), touchdowns (26) and completion percentage (64.6%). He also ran for a team-best 809 yards and 11 touchdowns, joining Heisman winner Jayden Daniels as the only FBS players to pass for 3,000 and run for 800 yards.

■ Wide receiver **Keshaun Singleton** emerged mid-season in 2024 posting all of his catches, two 100-yard games and a 96-yard game in the final seven games of the year as he finished with 26 catches for 408 yards and three touchdowns. Wide receiver **Josh Porter** (25 rec., 230 yds) made a catch in 11 of 13 games in his true freshman season.

■ Wide receiver **Jaden Alexis** (23 rec., 280 yds\*) was a key target in 2023\* and returns after missing 2024 with injury.

■ Tight end **Weston Wolff** (10 starts in 2023) was the Bulls primary starter at tight end in 2023. He returns after missing most of 2024 with injury.

■ Offensive line stalwarts **Derek Bowman** (RT, 25 career starts, 13 in 2024), **Zane Herring** (2023 HM All-AAC, RG, 21 career starts, 9 in 2024), **Cole Best** (C, 10 starts in 2024) and **Jack Wilty** (LG, 9 starts in 2024) formed the core of the Bulls starting line last year. **Mike Lofton** (C, 22 career starts) also brings significant experience to the group.

### DEFENSE:

■ Linebacker **Mac Harris** (82 tck, 12 TFL, 4 sacks) started all 13 games in 2024 and led the team in tackles, TFL and sacks. He will pair again with **Jhalyn Shuler** (61 tck, 7 TFL) who finished third on the team in tackles despite missing three games with injury. Shuler was the Bulls' leading tackler in 2023 (97 tck, 8.5 TFL) and earned HM All-AAC honors.

■ Cornerback **De'Shawn Rucker** (36 tck, 2 TFL) locked down one Bulls corner position last year making 11 starts.

■ Safety **Tavin Ward** (62 tck, 3 INT) led the Bulls in interceptions and was the team's second leading tackler as he started all 13 games. Nickel Back **Kajuan Banks** (30 tck, 2 sacks) made 10 starts.

■ B-backer **Rico Watson** (10 starts, 37 tck, 6 TFL, 2.5 sacks) is coming off a career-best year, while fellow B-backer **D.J. Harris** (26 tck, 3.5 TFL, 2 sacks) and defensive end **Michael Williams** (30 tck, 6.5 TFL, 2 sacks), who had his most productive season, have played in 26 games the last two seasons. B-Backer **Ira Singleton** (11 tck, 2.5 sacks) saw action in 12 games in his true-freshman season.

■ Defensive tackles **Dinellson Exume** (12 tck, 1.5 TFL) and **Jahari Grant** (13 tck, 2.5 TFL) saw action in 11 and eight games, respectively, in their true-freshman seasons.

### SPECIAL TEAMS:

■ Kicker **Nico Gramatica** went 3-5 on field goal attempts last year, all coming over 50 yards as he hit from 58, 52 and 51 yards and handled kickoff duties.

■ Long snapper **Garrett Cates** held down the role in every game last season and established himself among the best players at the position in the country.

## RETURNING

### 2024 RETURNING STATISTICAL LEADERS

**RUSHING:** Byrum Brown, 68 carries, 269 yds, 3 TD

**PASSING:** \*\*Byrum Brown, 78-132 (59.1%), 836 yds, 2 TD

**RECEIVING:** Keshaun Singleton, 26 rec., 408 yds, 3 TD

**SCORING:** Byrum Brown, 24 pts, 4 TD

**TACKLES:** Mac Harris (LB): 82;

Tavin Ward (S): 62;

Jhalyn Shuler (LB): 61

**TFL:** Mac Harris (LB): 12;

Jhalyn Shuler (LB): 7.0

**SACKS:** Mac Harris (LB): 4;

Jhalyn Shuler (LB): 3.5

**INTERCEPTIONS:** Tavin Ward (S): 3;

Jhalyn Shuler (LB): 2;

\*\*Byrum Brown missed eight games in 2024 due to injury, after starting the first five.

■ Brown led the Bulls in passing and rushing in 2023.

■ Brown owns 12 USF program records and became the Bulls' first 3,000-yard passer (3,292) in 2023 while also setting records for touchdown passes (26), completion percentage (64.6%), and 300-yard passing games (4) among others.

■ Brown also led the team with 809 rushing yards in 2023 and his 4,101 total yards in 2023 are the second-best mark in program history (just the second over 4,000).

# 2025 SQUAD BREAKDOWN

## LETTERMEN RETURNING (44)

### OFFENSE (19)

**Quarterback (1):** Byrum Brown

**Running Back (1):** Alvin Isaac

**O-Line (9):** Cole Best, Deonte Bowie, Derek Bowman, Zane Herring, Mike Lofton, Tyreek Major, Terijan Morman, Cole Skinner, Jack Wilty

**Tight End (2):** Evan Dangler, Weston Wolff

**Wide Receiver (6):** Jaden Alexis, Jayden Davis, Christian Helms, Josh Porter, Keshaun Singleton, JeyQuan Smith

### DEFENSE (22)

**Defensive Tackle (2):** Dinellson Exume, Jahari Grant

**Defensive End (2):** Ryan Jenkins, Michael Williams

**B-backer (4):** D.J. Harris, Ashton Mostley, Ira Singleton, Ricardo Watson

**Linebacker (5):** Amer Amer, Mac Harris, Rodney Hill, Greg Otten, Jhalyn Shuler

**Cornerback (4):** James Chenault, Ben Knox, DeShawn Rucker, Deylen Platt

**Safety (5):** Kajuan Banks, Fred Gaskin, Jarvis Lee, Jaelen Stokes, Tavin Ward

### SPECIAL TEAMS (3)

**Placekicker:** Nico Gramatica, Ty Ippolito

**Punter:** -

**Long Snapper:** Garrett Cates

## LETTERMEN LOST (42)

### OFFENSE (21)

**Quarterback (2):** Bryce Archie, Ryan Bolduc

**Running Back (5):** Kelley Joiner, Ta'Ron Keith, K'Wan Powell, Nay'Quan Wright, Yasias Young

**O-Line (4):** Andrew Kilfoyl, Gannon Lanning, Nikola Milovac, RJ Perry

**Tight End (4):** Collin Affleck, Gunnar Greenwald, Payten Singletary, Wyatt Stiehl

**Wide Receiver (6):** Sean Atkins, Michael Brown-Stephens, Josh Hardeman, Tyree Kelly, Naiem Simmons, Abdur-Rahmaan Yaseen

### DEFENSE (19)

**Defensive Line (8):** Doug Blue-Eli, Rashad Cheney, Chad Elder, Chenellson Exume, Bernard Gooden, Decarious Hawthorne, Immanuel Hickman, Jacques Williams

**B-backer (1):** Jason Vaughn

**Linebacker (4):** DJ Gordon, Reggie Johnson, Lex Long, Jamie Pettway

**Defensive Back (6):** Brent Austin, D'Marco Augustin, Logan Berryhill, Tawfiq Byard, Aamaris Brown-Bunkley, Lewai Mitchell

### SPECIAL TEAMS (2):

**Placekicker:** John Cannon **Punter:** Andrew Stokes

### LETTERMEN AT A GLANCE

<b>OFFENSE:</b>	Returning: 19	Lost: 21
<b>DEFENSE:</b>	Returning: 22	Lost: 19
<b>SPECIAL:</b>	Returning: 3	Lost: 2
<b>TOTAL:</b>	Returning: 44	Lost: 42

### STARTERS AT A GLANCE

<b>OFFENSE:</b>	Returning: 6	Lost: 5
<b>DEFENSE:</b>	Returning: 6	Lost: 5
<b>SPECIAL:</b>	Returning: 0	Lost: 2
<b>TOTAL:</b>	Returning: 12	Lost: 12

## 2024 STARTERS RETURNING (12)

### (Number of 2024 starts)

**OFFENSE (6):** Derek Bowman (T, 13), Cole Best (C, 10), Zane Herring (G, 8), Jack Wilty (G, 8), Keshaun Singleton (WR, 7), Byrum Brown (QB, 5)

**DEFENSE (6):** Mac Harris (LB, 13), Tavin Ward (S, 13), DeShawn Rucker (CB, 11), Kajuan Banks (NB, 10), Jhalyn Shuler (LB, 10), Rico Watson (BB, 10)

### RETURNERS WITH STARTING EXPERIENCE

#### (Number of career starts)

**OFFENSE (8):** Mike Lofton (C, 22), Weston Wolff (TE, 10), Jaden Alexis (WR, 5), Cole Skinner (G, 4), JeyQuan Smith (WR, 3), Evan Dangler (TE, 2), Josh Porter (WR, 1)

**DEFENSE (5):** Jaelen Stokes (S, 11), D.J. Harris (BB, 9), Michael Williams (DE, 3), James Chenault (CB, 1), Fred Gaskin (S, 1)

## 2024 STARTERS LOST (12)

**OFFENSE (5):** Kelley Joiner (RB, 13), Sean Atkins (WR, 12), RJ Perry (T, 12), Payten Singletary (TE, 10), Michael Brown-Stephens (WR, 9)

**DEFENSE (5):** Brent Austin (CB, 13), Decarious Hawthorne (DE, 13), Bernard Gooden (DT, 11), Doug Blue-Eli (DT, 10), Tawfiq Byard (S, 10)

**SPECIAL TEAMS (2):** John Cannon (K, 13), Andrew Stokes (P, 13)

## RETURNING OFFENSIVE PLAYERS TO WATCH

### QB • #17 BYRUM BROWN • 6-3 • 231 • SR.

• **CAREER NUMBERS ENTERING 2025:** 20 starts (9-11), 4,532 passing yds (5th), 33 passing TD (5th), 64%, 1,257 rushing yds, 17 rushing TD, 4.2 ypc  
**2024 STATS (5 STARTS):** **PASSING:** 78-132 (59.1%), 836 yards, 2 TD, 0 Int; **RUSHING:** 269 yards, 3 TD, 4.0 ypc  
 • Suffered a lower leg injury early in the third quarter at Tulane (9.28) after starting the first five games of the year, returned to play two snaps in the Hawai'i Bowl.  
**2023 STATS (13 STARTS):** **PASSING:** 276-427 (64.6%), 3,292 yards, 26 TD, 11 Int, 88 yard long; **RUSHING (led team):** 203 carries, 809 yards, 11 TD  
 ★ **2023 FBS RANKINGS:** 7th QB Rushing (809); 8th Total Off (4,101); 8th/1st AAC in Points Responsible For (17.4); 15th passing TD (26); 23rd passing yds (3,292);  
**HONORS:** • 2024 National Watch Lists (5): Walter Camp, Maxwell, Davey O'Brien, Johnny Unitas, Manning - tied Quinton Flowers (2017) for most in program history  
**LAST GAME:** • at Tulane (9.28.24), left the game early in the third quarter (9:10) with a lower leg injury, 134 yards passing and -12 rushing, sacked four times.  
**NOTABLES:** • Has thrown 182 straight passes without an interception (dating to 2023), the second-best streak in USF history.  
 • First 3,000-yard passer in program history; • Joined 2023 Heisman winner Jayden Daniels as only 3,000+ pass/800+ run players in 2023 season  
 • Owns 12 USF Records, among them: **SEASON RECORDS:** Passing Yds (3,292), Touchdowns (26), Completion % (64.6%), Completions (276), Total Plays (630), 300yd Passing games (4); **GAME RECORDS:** Touchdown passes (5); Completion % (84.0%), QB Rushing Attempts (25); **RAYMOND JAMES STADIUM:** Total Offense (517), Passing Yds (435)  
 • 4,101 Total Yards in 2023 are second-best mark in program history (just 2nd over 4,000) • 5th on USF Career Passing Yardage Chart with 4,532 yards  
 • Has FIVE Career 100-yard rushing games, including career-best 160 at WKU (2023), the third-best total for a USF QB behind only Quinton Flowers and BJ Daniels.  
 • Has 16 career rushing touchdowns in 20 games played, five of 28-plus yards or more - runs of 60, 42, 42, 35 and 28 yards.  
**TOP GAMES:** • Passed for a 2024 season-high 254 yards, ran for 27 and caught his first career TD pass (12 yds from Sean Atkins) vs. #8 Miami (9.21.24)  
 • Posted his 5th career 100-yard rushing game, leading USF with 23 carries for 108 yards and going 15-35 passing for 103 yards at Alabama (9.7.24)  
 • Career-best 517 total yards vs. Rice (2023 - 435 passing (2nd highest in program history), 82 rushing) rank as the second-best total in program history - joined Quinton Flowers as the only two players in program history to post 500+ yards in total offense. Also caught a two-point conversion in 2023 conference opening win.  
 • At Memphis (2023) had a career-high in completions - 31 of 39 (79%) - for 357 yards and five passing TD - tying the 21-year-old program record. Also Ran for 100 yards.  
 • In 2023, led comeback wins at Navy (down 14-0 in 1st Qtr) - USF's first road win in 19 games (4 seasons) - and UConn (down 21-10 in 4th qtr).  
 • In his first career start at Tulsa in 2022 - completed his first 21 passes - finished 21-25 (84%) for 240 and three TD and ran for 76 yards & one TD.  
**PERSONAL INTEREST:** • Uses a 7-step program to care for his teeth daily; Has aspirations to become an orthodontist after his football career.  
 • Roommate is sophomore safety Tavin Ward. • Head Coach Alex Golesh keeps a stash of Sour Patch watermelon candies to share with Brown when they meet.

### WR • #11 KESHAUN SINGLETON • 6-3 • 215 • JR.

**2024 STATS:** 26 catches (3rd), 408 yards (2nd), 3 TD (2nd)  
 • First career reception was a 67-yard TD catch vs. UAB (10.19) • All of his 2024 catches and yardage came in the last 7 games of the year.  
**LAST GAME:** • Made 4 catches for 41 yards, including a big 17-yard first down catch to set up the game-tying field goal that sent the Hawai'i Bowl to overtime.  
**TOP GAMES:** • Made 7 catches for 107 yards, including a 28-yard TD at Rice (11.30) - His second 100-yard game on the year.  
 • Made 5 catches for a team-high 96 yards, including a 58-yard TD vs. Tulsa (11.23) - had 90 yards after the catch for the game.  
 • In his first career start, led USF with 4 catches for 105 yards and a 67-yard TD vs. UAB (10.18).

**PERSONAL INTEREST:** • Got his first name at birth when his mother glanced up at a television screen and saw the name of NFL player Keyshawn Johnson  
 • Quarterback Bryce Archie refers to Singleton as a "baby Calvin Johnson" for his Megatron-like big body. Singleton wears 14 1/2-size shoes and 3XXXL-size gloves.  
 • Gained 27 pounds since arriving in Tampa. • Sat out 2023 after having surgery to repair an ankle injury • 2022 Atlanta Journal Constitution 7-7A All-Region First Team

### WR • #12 JADEN ALEXIS • 6-0 • 200 • GR.

• **Missed 2024 season with injury**  
**2023 STATS\*:** 23 catches, 280 yards, 2 TD, 12.2 ypc, 21.5 ypg - Ranked fifth on the team receiving yards and receptions in 2023.  
 • Hauled in a career-long 60-yard TD (second career TD) vs. Charlotte (11.25).  
 • A transfer WR from Texas who returns to his home state • Played in one game at Texas, knee injuries ended two seasons.  
**PERSONAL INTEREST:** Ran track and holds personal-bests of 10.75 seconds in the 100-meter dash and 22.27 seconds in the 200-meter dash.

### WR • #80 JOSH PORTER • 6-0 • 184 • SO.

**2024 STATS:** 13 games (1 start), 24 catches (4th), 210 yards (6th), 0 TD • Had a catch in 11 of 13 games on the 2024 season  
**TOP GAMES:** • 5 catches for 44 yards vs. Memphis • 4 catches for 38 yards vs. Navy • Made 3 catches for 47 yards vs. Tulsa (11.23)  
**PERSONAL INTEREST:** • From Fort Meade, Fla., a speck on the Polk County map.  
 • Has gained about 20 pounds since last spring • Porter, who turns 19 on April 11, is engaged to his girlfriend, Ninoshca, and they plan to get married in the spring.

### RB • #10 ALVON ISAAC • 5-9 • 185 • SO.

**2024 STATS:** Saw limited action in four games: 50 yards rushing on six carries (8.3 ypc)  
**HIGH SCHOOL:** • A two-way defensive back, running back, and wide receiver for Hawthorne High School's program...rated a three-star recruit by 247Sports and Rivals...as a junior in 2022, after serving primarily as running back in 10 games on offense, he finished with 173 carries for 1,155 rushing yards (6.7 ypc) and 12 rushing touchdowns, with 19 catches for 367 yards and three receiving touchdowns.

### TE • #18 WESTON WOLFF • 6-4 • 239 • SR.

**2023\* STATS:** 16 catches, 159 yards, 0 TD, 9.9 ypc, 12.2 ypg - Ranked 6th on team receptions in 2023.  
 • Big 17-yard first down catch on third-and-long on USF's game winning drive at UConn (10.21). • Season-high three receptions and 26 yards at home vs. Rice (9.23).  
 • A transfer tight end from Maryland who appeared in four games over two seasons for the Terps.  
 • Talled 147 receptions for 1,822 yards and 16 TD at Venice High School (Fla.).

### C • #72 COLE BEST • 6-4 • 315 • SR.

**2024 STATS:** Started 10 games, including the last seven, and played in all 13.  
 • A Rimington Trophy candidate.

### RT • #62 DEREK BOWMAN • 6-5 • 292 • GR.

**2024 STATS:** Started all 13 games at right tackle  
 • Has started 24 games in two seasons with the Bulls since transferring from Houston where he played in 13 games.

### RG • #51 ZANE HERRING • 6-5 • 315 • SR.

**2024 STATS:** Started 8 games and missed five due to injury  
 • An Outland Trophy candidate • started 12 games at USF in 2023 earning HM All-AAC • Transfer from Florida State

## RAPID OFFENSE SET RECORDS IN 2023

In its first season in Alex's Golesh's up tempo offense in 2023 USF led the nation running 82.1 plays per game - the only team in the nation to run more than 80 a game - and set 12 team and 16 individual USF records

- USF set a program record for total plays (1,028) on the season and ran 80+ plays in six games, including a season-high 95 at Western Kentucky.
- Offensive team records set included most pass yards (3,494), most touchdown passes (27), best completion percentage (64.1%) and most completions (287).
- Among 16 individual records were season records for passing yards (3,292), touchdown passes (26) and season completion percentage (64.6%) from then redshirt freshman quarterback Byrum Brown and season receptions (92) and receiving yards (1,054) marks from wide receiver Sean Atkins.

## OFFENSIVE NOTES

### OFFENSE LOOKS TO REPLACE RUSHING & RECEIVING YARDS

With the passing attack well in the hands of returning 3,000-yard passer Byrum Brown, who missed all but two snaps due to injury in the final eight games of 2024, the Bulls will look for new players to step up in rushing and receiving.

- **RUSHING:** USF will replace its top three rushers from 2024 and 1,863 (80%) of its 2,343 rushing yards. That will be offset by the healthy return of Brown who led the team with 809 rushing yards in 2023.
  - Notable running back additions from the transfer portal include Charlotte transfer Cartevious Norton (525 yds & 7 TD in 2024) and Oklahoma transfer Sam Franklin (who was a Walter Payton Award Finalist on the FCS level at UT Martin).
  - The Bulls will also look to sophomore Alvon Isaac to move into a bigger role.

- **RECEIVING:** USF will replace its top two receivers and seven of the top nine, including 1,913 (65%) of its 2,957 receiving yards, 182 (69%) of 262 receptions, and 9 (56%) of 16 receiving TD from 2024. That will be offset by the return of Jaden Alexis (280 yds, 2 TD) and Weston Wolff (159 yds) from injuries that caused them to miss the 2024 season.
  - The Bulls made three big additions at wide receiver from the transfer portal in Chas Nimrod (Tennessee), Mudia Reuben (Stanford) and Tyler Williams (Minnesota) and freshmen Jeremiah Koger and Kory Pettigrew looked to be contributors in the spring.
  - The Bulls will look for the continued emergence of Keshawn Singleton, who tallied 408 yards and three TD in the last seven games of 2024, and Josh Porter, who posted 24 catches last season. It was the first career action for both in 2024.
  - The Bulls also added tight end Wyatt Sullivan through the transfer portal. The FAU transfer looks to figure prominently into the offense.

• The Bulls made three big additions at wide receiver from the transfer portal in Chas Nimrod (Tennessee), Mudia Reuben (Stanford) and Tyler Williams (Minnesota) and freshmen Jeremiah Koger and Kory Pettigrew looked to be contributors in the spring.

• The Bulls will look for the continued emergence of Keshawn Singleton, who tallied 408 yards and three TD in the last seven games of 2024, and Josh Porter, who posted 24 catches last season. It was the first career action for both in 2024.

• The Bulls also added tight end Wyatt Sullivan through the transfer portal. The FAU transfer looks to figure prominently into the offense.

## OFFENSIVE LINE STARTS RETURN

USF returns 46 (71%) of a possible 65 starters from 2024 across the offensive line, losing one significant starter in right tackle RJ Perry (12 starts in 2024).

- Three sixth-year veterans with 20+ career USF starts return: Derek Bowman (1, 25), Mike Loton (C, 22) and Zane Herring (G, 20).
- The Bulls return four primary starters at five offensive line positions, including RT Derek Bowman (13), C Cole Best (10), LG Jack Wilty (9) and RG Zane Herring (8).
- At tight end, USF returns 2023 primary starter Weston Wolff (10 starts in 2023), who missed all but one game in 2024 with an injury.
- Five of the six starters from the Hawai'i Bowl victory return.

## NOTABLE TRANSFER ADDITIONS

• **Sam Franklin, RB, 5-10, 202, Gr.**  
 - An Oklahoma transfer who previously excelled on the FCS level and was a Walter Payton Award Finalist at UT Martin where he ran for 2,129 yards and 20 touchdowns in three seasons.

• **Connor McLaughlin, OL, 6-7, 295, Sr.**  
 - A Tampa native transferring back to the Bay area from Stanford where he competed in 32 games, including 14 starts at tackle.

• **Chas Nimrod, WR, 6-2, 185, Jr.**  
 - A speedy wide receiver transfer from Tennessee... played in 23 career games at Tennessee with six starts and collected 29 catches for 315 yards with one touchdown, while playing 624 snaps on offense.

• **Cartevious Norton, RB, 5-11, 225, Sr.**  
 - A productive back who began his career at Iowa State and transferred to the Bulls from Charlotte after running for 525 yards and seven touchdowns in his one season with the 49ers...brings 31 games of collegiate experience to the Bulls, totaling 1,180 yards and 12 touchdowns rushing in his previous three collegiate seasons.

• **Mudia Reuben, WR, 6-2, 210, Gr.**  
 - A Stanford transfer who saw action in 25 games in three seasons for the Cardinal and posted 24 receptions for 283 yards. Missed most of 2024 with injury.

• **Thomas Shrader, OL, 6-5, 305, Sr.**  
 - A versatile lineman who transferred to the Bulls after starting 11 games for Appalachian State in 2024...previously spent four years in the Florida State program where he played in 16 games with one start.

• **Wyatt Sullivan, TE, 6-4, 245, Sr.**  
 - Transferred to USF after three seasons at FAU in which he appeared in 25 games and totaled 18 receptions for 184 yards and two touchdowns.

• **Tyler Williams, WR, 6-3, 210, Sr.**  
 - Former four-star recruit who transferred from Minnesota after spending 2023 at Georgia. Has played in four collegiate games.

## RETURNING DEFENSIVE PLAYERS TO WATCH

### LB • #24 MAC HARRIS • 6-0 • 230 • GR.

**2024 STATS:** 13 games, 13 starts **TACKLES:** 82 (1st), **TFL:** 12.0 (1st), **SACK:** 4.0 (1st), **FF:** 2, **FR:** 1

**HONORS:** 2024 Third Team All-AAC (Phill Steele)

**NOTABLES:** • One of four Bulls to start all 13 games on defense in 2024 (Tavin Ward, Brent Austin, Decarius Hawthorne). • Team leader in tackles, TFL, and sacks in 2024. • Tied a program record with three fumble recoveries (6th in FBS) in 2023.

**TOP GAMES:** • Finished second on the team in tackles (seven), collected two TFL, one sack, and one forced fumble at Alabama (9/7/24). • Recorded a PBU, tipping a pass to an interception from Doug Blue-Eli in a win at USM (9/14). • Had a career-high nine tackles vs. Memphis (10/12). • Recovered a fumble and returned it 25 yards for a scoop and score at Charlotte (11/16/24). • Logged eight tackles and two TFL in the Hawai'i Bowl win (12/24).

**PERSONAL INTEREST:** • Full name is MacArthur, the third in his family • Has seven sisters and one brother...enjoys listening to music...graduated from USF in undergraduate studies Spring of 2024.

• Two-way high school player who also played quarterback and receiver - passed for 2,198 yards and 24 touchdowns and rushed for 2,231 yards and 37 touchdowns.

### LB • #7 JHALYN SHULER • 6-1 • 225 • GR.

**2024 STATS:** 10 games, 10 starts, **TACKLES:** 61, **TFL:** 7.0, **SACKS:** 3.5, **INT:** 2, **FF:** 3 **2023 STATS:** starts 13, **TACKLES:** 97 (1st USF), **TFL:** 8.5 **SACKS:** 2.0 **FF:** 1

**HONORS:** • 2023 All-AAC Honorable Mention (Coaches) and 2024 Lindy's Preseason All-AAC Second Team

**NOTABLES:** • Started every game in which he was active, missing three games to a leg injury (2024). • Led the team in tackles on the year in 2023 and was one of two Bulls defenders to start all 13 games in his first season as a starter at the FBS level. • Led or co-lead team in tackles six times in 2023.

**TOP GAMES:** • Picked up his second FF in as many weeks while at Charlotte (11/16), finishing with nine tackles and one sack. • Named to AAC Honor roll after leading team with 10 tackles and a career-high 1.5 sacks at FAU (11/1). • Picked up second career INT vs. UAB (10/19), finishing with five tackles and a FF as well. • Led the team with 10 tackles (five solo) vs. Memphis (10/12). • Recorded first interception of year in the home-opener vs. B-CU (8/31), injuring his knee on the 29-yard return (playing through it all year and requiring offseason surgery). • Career-best 12 tackles, 1.5 TFL, pass break-up and a quarterback hurry in USF's Boca Raton Bowl win over Syracuse (2023).

**PERSONAL INTEREST:** • Posted 88 tackles, 11 tackles for a loss, one sack and two interceptions in two seasons at Coffeyville CC. • Named first-team Class 2A All-State in 2019 and helped Abbeville HS to three Class 2A state championships.

### BB • #34 RICO WATSON III • 6-0 • 238 • GR.

**2024 STATS:** 13 games, 10 starts, **TACKLES:** 36, **TFL:** 6.0 **SACKS:** 2.5 **FF:** 1.0

**TOP GAMES:** • Recorded his first 0.5 sack as a Bull in the 2024 season-opener vs. B-CU (8/31/24). • Started every game in 2024 from Tulane (9/28) onwards. • Talled first solo sack of the 2024 season in win vs. UAB (10/19). • Registered second sack of the 2024 season and his first FF in a win at FAU (11/1). • Recorded a season-high seven tackles (three solo) vs. Navy (11/9). • Talled five total tackles (four solo) vs. SJSU in the Hawai'i Bowl win (12/24).

**PERSONAL INTEREST:** • Watson is a Tampa native and transferred back to the Bay from Robert Morris in 2023...Morris spent his redshirt year with Fla. State (2019).

### DE • #4 MICHAEL WILLIAMS II • 6-3 • 260 • SR.

**2024 STATS:** 13 games, 3 starts **TACKLES:** 30, **TFL:** 6.5, **SACKS:** 2.0, **FR:** 1, **FF:** 1 **2023 STATS:** 12 games, **TACKLES:** 13 **TFL:** 3.5 **SACKS:** 1.0

**NOTABLES:** • Started three of last six games to end 2024 season. • Coming up on his fourth season at USF, playing two games as a freshman (2022) and 13 sophomore (2023).

**TOP GAMES:** • Recorded his second career unassisted sack and first of 2024 at Rice (11/30/24). • Had a career-high 1.5 TFL at FAU (11/1/24). • Started his first career game vs. UAB (10/19) and tallied five tackles. • Registered his first career sack with his lone tackle at Memphis (11/4/23).

**PERSONAL INTEREST:** • Came to South Florida from Farmington Hills, Michigan.

### DB • #22 DE'SHAWN RUCKER • 6-0 • 195 • SR.

**2024 STATS:** 11 games, 11 starts **TACKLES:** 42, **TFL:** 2.0, **PBU:** 7, **FF:** 1

**NOTABLES:** • Started all 11 games that he was healthy in 2024, missing two (Tulane 9/28 and UAB 10/19) due to injury. • Led team with career-high 10 tackles (all solo) at No. 4 Alabama, also collecting one PBU.

**TOP GAMES:** • Recorded a FF at Southern Miss (9/14). • Recorded a career-high two PBU twice in 2024, first vs. Memphis (10/12) and a second time at Rice (11/30). • Blocked a punt in the third quarter at No. 4 Alabama (10/23/21) as a true freshman in a 52-24 loss. • Made his first collegiate start vs. No. 3 Alabama (10/15/22), and had two solo tackles along with his first-career PBU in a 52-49 victory.

**PERSONAL INTEREST:** • HS Track speedster who clocked a 10.76 in the 100m as junior and qualified for the state long jump championship as a sophomore.

### DB • #2 TAVIN WARD • 6-1 • 197 • SR.

**2024 STATS:** 13 games, 13 starts **TACKLES:** 62, **TFL:** 2.0, **PBU:** 6, **INT:** 3, **FR:** 2. **2023 STATS:** 13 games, 5 starts, **TACKLES:** 38 **TFL:** 2.0, **PBU:** 8 (1st), **INT:** 1

**NOTABLES:** • One of four Bulls to start all 13 games on defense (Mac Harris, Brent Austin, Decarius Hawthorne). • Led team with eight pass break-ups in 2023.

**TOP GAMES:** • Registered his fourth career INT, and second of the season vs. Tulsa (11/23). • Logged six tackles and 1 tackle for loss at FAU (11/1). • Registered his third career INT, and first of the season vs. Memphis (10/12). • Eight tackles, a TFL and an interception in his first career start vs. FAU (2023). • Registered career-highs in total tackles (nine), solo tackles (seven), and PBU (four) at UTSA (2023).

**PERSONAL INTEREST:** • Named to the Athletics Honor Roll in the Spring of 2024.

### DB • #13 KAJUAN BANKS • 5-10 • 188 • SR.

**2024 STATS:** 13 games, 10 starts, **TACKLES:** 30, **TFL:** 3.0, **SACKS:** 2.0, **PBU:** 4.0 **2023 STATS:** 12 games, 0 starts, **TACKLES:** 8, **INT:** 1

**NOTABLES:** • Played in 12 games as a sophomore with the Gamecocks. • Played in all 13 games as a true freshman, primarily on special teams at South Carolina.

**TOP GAMES:** • Talled two tackles, 1.0 TFL, and his second career sack in as many weeks at USM (9/14/24). • Talled a 2024 season-high five tackles, 1.5 TFL, and his first career sack at Alabama (9/7/24).

**PERSONAL INTEREST:** • Transferred from South Carolina in the Spring of 2024...an experienced defensive back who played 25 games with the Gamecocks, logging 14 tackles and an interception over two seasons.

## DYNAMIC LINEBACKER DUO

Inseparable best friends and a stalwart duo in the middle of the field for USF, linebackers Mac Harris and Jhalyn Shuler form a highly productive and highly experienced core for the USF defense.

- The pair have combined to make 42 of a possible 52 starts over the past two years at the Bulls' two linebacker positions in their base defense - with Shuler starting all 13 games in 2023 and 10 in 2024 (missing three due to injury) and Harris starting all 13 games in 2024 and six in 2023 as he emerged in the lineup.
- Shuler led the team with 97 tackles and added 8.5 TFL in 2023, while Harris led the team with 82 tackles and 12 TFL in 2024 as Shuler finished third with 61 tackles and added 7 TFL despite missing three games with injury.

## SOLID SECONDARY

The Bulls return three primary starters from the 2024 secondary, all with 10 starts or more led by S Tavin Ward (13).

- Ward led USF with three interceptions and was second with 62 tackles in 2024.
- CB DeShawn Rucker (11 starts, 42 tackles, 7 PBU) and nickel Kajuan Banks (10 starts, 30 tackles, 2 sacks) were also highly productive.

## DEFENSIVE NOTES

### DEFENSIVE LEADERS RETURNS

USF returns six primary starters from the 2024 season on defense, including eight- that started the Hawai'i Bowl, and 10 players that started a game in 2024.

- The Bulls return their top three tacklers from 2024 - LB Mac Harris, S Tavin Ward and LB Jhalyn Shuler.
- USF returns four of its top eight leaders in tackles for loss in 2024, including TFL leader LB Mac Harris (12).
- The Bulls return their top two leaders in sacks in LB Mac Harris (4) and LB Jhalyn Shuler (3.5).
- The Bulls return two of their top three leaders in interceptions. S Tavin Ward (3) led the team and LB Jhalyn Shuler had two.

## ATTACK MODE = NATIONAL LEADERS

USF's aggressive defense under defensive coordinator Todd Orlando has established itself among the national leaders in **tackles for loss** - finishing among the top seven nationally each of the last two years - and **turnovers forced** - finishing in the top 13 each of the last two years.

- **TFL** - USF finished 2024 ranked No. 6 nationally (No. 2 AAC) posting 7.9 per game. This after finishing the 2023 season ranked No. 7 nationally (No. 2 AAC) posting 7.5 tpg.
- The Bulls TFL are spread among players - as in 2024 seven Bulls posted 6.5 TFL or more and in 2023 that number was six.
- **TURNOVERS** - USF ranked No. 13 nationally (No. 2 AAC) in turnovers gained in 2024 with 25, after ranking No. 12 (No. 2 AAC) in turnovers gained in 2023 with 24.
- The Bulls ranked No. 4 nationally in fumbles recovered in 2024 with 13, after ranking No. 16 with 10 in 2023.
- 10 different Bulls recovered a fumble in 2024, while Bernard Gooden led with two recovered and Jhalyn Shuler (3), Mac Harris (2), Ben Knox (2) and Jarvis Lee (2) led in forcing fumbles.

## NOTABLE TRANSFER ADDITIONS

### • Chavez Brown, LB, 6-1, 241, Gr.

- A North Texas transfer who played two seasons for the Mean Green, appearing in 23 games and making 50 tackles, 8.5 TFL and five sacks.

### • Dre Butler, DL, 6-5, 280, Gr.

- A defensive line transfer from Charlotte...the No. 1 ranked junior college prospect in 2020, he will be playing on his sixth team since 2019... began his career at Independence CC before moving to Auburn (2 seasons), Liberty, Michigan State and Charlotte in following seasons...has played in 40 games and recorded 91 tackles at the Division I level.

### • Josh Celiscar, DL, 6-3, 292, Sr.

- A transfer defensive end from Texas A&M who previously played four seasons and served as a team captain at UCF...brings 156 career tackles, 24.5 tackles for loss, eight sacks and five forced fumbles...had played in 51 career games.

### • Jonas Duclona, CB, 5-11, 190, Jr.

- A transfer from Wisconsin who played in 16 games in two seasons with the Badgers.

### • Dennard Flowers, DE, 6-2, 250, Sr.

- A Murray State transfer who has 33 games of collegiate action (also playing 22 at Arkansas State) and 46 collegiate tackles.

### • Izaiah Guy, CB, 6-2, 200, Sr.

- A Georgia State transfer who saw action in 22 games with 40 tackles.

### • Cedrick Hawkins, DB, 6-0, 185, Sr.

- A former four-star recruit who signed with Ohio State and is transferring from UCF.

### • Devin Lee, DL, 6-2, 290, Gr.

- A Vanderbilt transfer who played four seasons for the Commodores, seeing action in 32 games.

### • DJ McCormick Jr., LB, 6-1, 205, Sr.

- A UCF transfer.

### • Jacob Merrifield, DT, 6-2, 285, Gr.

- A transfer from FAU who played in 33 games for FAU, recording 47 tackles, 6.5 tackles for loss, 2.5 sacks and a fumble recovery.

### • Traevon Mitchell, DL, 6-0, 265, Sr.

- A transfer from West Florida with three seasons of collegiate experience.

### • Rocco Nichol, LB, 6-4, 221, Sr.

- A Kent State transferr who played in 26 games, tallying 87 tackles.

### • Boogsie Silvera, DB, 5-11, 191, Sr.

- A transfer from McNeese State who played two seasons at McNeese State, playing in 19 games and recording 153 tackles, 2.5 tackles for loss, 0.5 sacks, two interceptions, two forced fumbles, a fumble recovery and nine passes defended... prior to that he played at Charleston Southern, appearing in four games.



## WINNERS OF 5 OF LAST 7 AND BACK-TO-BACK BOWLS BUILDING ON MOMENTUM

- USF closed the 2024 campaign winning five of its last seven games. The Bulls won four of their last six games to close out the 2023 season and are 9-4 in the final 14 games of the last two seasons.
- USF enters 2025 as one of just 15 teams nationally to have posted bowl wins or college football playoff wins in each of the last two seasons.
- The USF offense posted 5,300 yards last year, marking its second straight season with 5,300 or more. It was just the fourth time in program history the Bulls posted back-to-back seasons of 5,300 yards or more and the first since posting four-straight from 2015-18 (the only run of three or more in program history).
- For the second-straight year, USF's 27-member, 2025 Recruiting Class was ranked among the very best among all programs outside the autonomous four conferences by Rivals, 247Sports and On3. All three recruiting services ranked the Bulls class second in The American and second among all programs outside of the autonomous four conferences, one year after the Bulls posted the top class in both. 247Sport ranked the Bulls class ahead of seven autonomous conference programs while Rivals had it ahead of six.
- The Bulls have posted back-to-back home winning records (3-2 in 2024; 4-2 in 2023) after not posting home winning marks since 2018. The 2024 record included just five games as one (vs. Memphis) was moved to Orlando due to Hurricane Milton.
- USF won three road games in 2024, its most road victories since going 4-1 (a program record) in 2017. Alex Golesh now has five road wins in two seasons. USF had not won a road game in three seasons prior to his arrival.
- USF's 8-12 mark in bowl games ranks the program fourth nationally in bowl winning percentage among programs with 10 or more appearances.

### TOP BOWL WINNING PERCENTAGES (Min. 10 appearances)

.727 (8-3)	Army
.684 (13-6)	Marshall
.680 (17-8)	Utah
.667 (8-4)	South Florida
.647 (11-6)	Wake Forest
.643 (36-20)	USC

## HIGH PROFILE SCHEDULE

Head coach Alex Golesh's third team will open the 2025 season with three straight high-profile games that will provide opportunities for signature wins and give much of the nation a chance to see the Bulls and national award nominees like quarterback Byrum Brown.

- The Bulls will face possibly the toughest non-conference schedule in program history with three games slated against teams ranked in The Athletics' "Way Too Early Top 25", including No. 11 Florida, No. 15 Miami and No. 21 Boise State. The Bulls have never faced three Associated Press Poll-ranked teams in the non-conference slate. USF has only faced two twice, doing so last year in taking on No. 4 Alabama and No. 8 Miami and in 2022 (vs. #25 BYU and at #18 Florida).
- Last year, USF's strength of schedule after Week 5 was ranked No. 3 in the nation by ESPN Football Power Index. USF was one of just three teams to face two top 10 ranked teams through the first five weeks.
- If preseason rankings hold, it will mark the sixth straight season the Bulls have faced at least one ranked opponent in the non-conference slate and 17 of the last 20 seasons to do so.
- The gauntlet will get off to a rousing start. The Bulls will face Boise State on Thurs., Aug. 28, in Raymond James Stadium in a weeknight, showcase game to kick off Week 1. It will be the first-ever meeting with the Broncos, who went 12-2 last year, won the Mountain West Championship, and earned a spot in the first 12-team College Football Playoff.
- USF will travel to play at Florida on Sat., Sept. 6. USF's last trip to Florida in 2022 nearly resulted in an upset of the No. 18-ranked Gators. The Bulls led in the fourth quarter (28-24) before Florida regained the lead with 5:00 to play. USF drove to the UF19 late in the game before settling for a game-tying 49-yard field goal attempt with 23 seconds to play that missed as UF won 31-28. It will mark USF's third game (0-2) at Florida.
- The Bulls will play at Miami on Sat., Sept. 13, marking the first trip to Miami Gardens since a 2012 loss (40-9). It will be the Bulls fourth game (1-2) at Miami. USF won a 23-20 overtime game at Miami in 2010.

## NUMBER CHANGES

**Offense:** TE Jonathan Echols (11 to 1), R Arkes Parks (82 to 21), WR Keshawn Singleton (81 to 11),

**Defense:** DB James Chenault (32 to 9), S Fred Gaskin (37 to 5), LB Zavier Hamilton (53 to 25), LB Rodney Hill (17 to 6), DT Ryan Jenkins (91 to 28), S Jarvis Lee (28 to 0), BB Ira Singleton (30 to 10), DE Michael Williams (14 to 4), S Victor Zidor (46 to 37).

**Special Teams:** Nico Gramatica (25 to 7);

## BROWN EYES BIG 2025 IN RETURN

Quarterback Byrum Brown entered the 2024 season with high expectations and was named to five national award watch lists, including the Maxwell and Walter Camp player of the year awards and the Davey O'Brien, Johnny Unitas and Manning quarterback awards. That number tied Quinton Flowers for the most in program history.

■ Brown suffered a lower leg injury early in the third quarter of the Bulls' fifth game of the year, and first conference game, at Tulane (Sept. 28) when he was rolled up on during a sack. He returned to practice with the team during the remainder of the season but saw only two game snaps the rest of the way (coming the Hawaii Bowl), missing significant action in eight games.

■ Brown owns 12 USF program records and became the Bulls' first 3,000-yard passer (3,292) in 2023 while also setting records for touchdown passes (26), completion percentage (64.6%), and 300-yard passing games (4) among others.

■ Brown also led the team with 809 rushing yards in 2023 and his 4,101 total yards are the second-best mark in program history (just second over 4,000). Despite missing eight games, he will be USF's top returning rusher from 2024, having run for 269 yards, including 108 yards on 23 carries at Alabama.

## BROWN ON THE USF CAREER CHARTS ENTERING 2025

5th in USF Career Passing Yardage (4,532)

5th in USF Career Total Offense (5,739)

5th in USF Career Touchdown Passes (33)

5th in USF Career Pass Attempts (609)

5th in USF Career Pass Completions (390)

2nd 182-straight passes without an interception (on-going, 2023- )

## GOLESH CLIMBING WIN LIST

Head coach Alex Golesh became the first Bulls coach to lead the team to two bowl wins in their first two seasons and while doing so collected his 14th win following back-to-back 7-6 campaigns. With another winning campaign, he would move into third on the USF coaching wins chart and could potentially move into second with a 10-win season.

■ His 14 wins in two years nearly equals the Bulls' 15 in the five years preceding his arrival.

• No USF head coach has posted a winning campaign in each of their first three seasons at the helm. Golesh could become the first in 2025.

■ Golesh's 14 wins in his first two years rank second only to Charlie Strong's 17 (2017 and 2018) at USF. Strong inherited a team that went 11-2 the year before his arrival. Golesh inherited a team that had won 4 games total in the three years before his arrival and went 1-11 the season before.

■ Golesh enters 2025 seeking a third straight bowl appearance and victory. The Bulls have won three straight bowl games just once before – doing so in 2008, 2009 and 2010.

## USF HEAD COACHES ALL-TIME WINS LIST

95	Jim Leavitt (1997-2009)
24	Willie Taggart (2013-16)
21	Charlie Strong (2017-19)
16	Skip Holtz (2010-12)
14	Alex Golesh (2023-present)

## OFFSEASON CHALLENGE

Head coach Alex Golesh has said the 2025 offseason, following the Bulls second straight bowl appearance, was the hardest the USF players have been challenged with in his three seasons leading the Bulls. Under the guidance of Director of Football Sports Performance George Courides, the Bulls went through nearly three months of offseason strength and conditioning as USF spring football drills started approximately two weeks later than they have in the past. With greater depth on the roster and a firmly established culture, Golesh and Courides ramped up the demand and challenge to the USF players and used "Warrior Wednesdays" to fuel competition.

## ROSTER TURNOVER

Entering his third season at the helm, Head Coach Alex Golesh has reformed the USF roster to fit his culture and system.

■ USF has 14 players on the roster that were on the Bulls roster prior to Golesh's arrival in December of 2022.

■ Seven of those are on offense, including two returning starters in quarterback Byrum Brown and center Cole Best.

■ Seven are on defense, including returning starters in linebackers Mac Harris and Jhalyn Shuler, safety Tavin Ward and defensive lineman Michael Williams.

**54 NEW BULLS**

**28 EARLY ENROLLEES JOINED SPRING BALL**

USF has welcomed 54 new additions to the roster, including 26 new additions through the NCAA Transfer Portal. The Bulls had 28 early enrollees on campus in the spring – 15 from the 2025 Signing Class and 13 transfers. Of the early enrollees, 14 were on offense, 10 on defense and four specialists.

"I feel like this was the first class where we had a full two years to start evaluations, start developing relationships, and be able to put it together. You look at the class – 21 from the state of Florida, eight from the state of Georgia. That's really where you want to be." – Alex Golesh

**EARLY ENROLEES**

**OFFENSE (14)**

76	Colin Bellomy	OL	6-7	270	Fr.
60	Khalil Collins	OL	6-1	288	Fr.
15	Tayte Crable	TE	6-5	215	Fr.
70	Gerrick Gordon Jr.	OL	6-4	290	Fr.
11	Locklan Hewlett	QB	6-1	190	Fr.
16	Jeremiah Koger	WR	6-3	190	Fr.
88	Brandon Kubay	TE	6-3	225	Fr.
71	Connor McLaughlin	OL	6-7	295	Sr.
2	Chas Nimrod	WR	6-2	185	Jr.
5	Cartevious Norton	RB	5-11	225	Sr.
7	Kory Pettigrew	WR	6-1	180	Fr.
67	Thomas Shrader	OL	6-5	305	Sr.
8	Wyatt Sullivan	TE	6-4	245	Jr.
75	Khalil Walker	OL	6-5	310	Jr.

**DEFENSE (10)**

91	Dre Butler	DL	6-5	280	Gr.
8	Josh Celiscar	DL	6-3	292	Sr.
23	Jonas Duclona	CB	5-11	190	Jr.
14	Eli Jones	DE	6-3	245	Fr.
16	Jeremiah Jones	S	6-0	185	Fr.
53	Gavin Leach	LB	6-2	205	Fr.
40	Jacob Merrifield	DL	6-2	285	Gr.
19	Boogsie Silvera	DB	5-11	191	Sr.
20	Jabari Smith	S	5-11	155	Fr.
94	Brooks Williams Jr.	DE	6-6	220	Fr.

**SPECIALISTS (4)**

37	Leon Chase	K	6-5	210	Sr.
39	Luke Goater	P	6-2	195	Fr.
49	Turner McLaughlin	LS	6-1	220	So.
42	Adam Zouagui	K	5-11	175	Jr.

**BURNS JOINS THE BULLS**

In December of 2024, Head Coach Alex Golesh announced that Kodi Burns joined the Bulls as Co-Offensive Coordinator/Assistant Head Coach and Wide Receivers Coach.

■ Burns came to USF with 10 years of experience coaching at the collegiate level, including the 2021 season at Tennessee with Golesh. He spent two seasons in the NFL coaching wide receivers for the New Orleans Saints (2022-23).

■ Burns won a national title as a player and an SEC Championship as both a player and coach at his alma mater of Auburn. He also has national championship game appearances as both a player and coach.

■ Burns served as wide receivers coach at the University of Tennessee in 2021, where he was instrumental in the development of Cedric Tillman who had 64 receptions for 1,081 yards and 12 touchdowns. Tillman became the first Volunteer to reach 1,000 receiving yards since 2012.

■ Burns served six years on the coaching staff at Auburn, where was co-offensive coordinator/wide receivers coach from 2016-20. During his tenure, nine Auburn offensive players were selected in the NFL Draft, including two wide receivers in 2021. In 2017, Auburn became just the eighth team in SEC history to rush and pass for 3,000 yards in a season and set a school record with 327 points in conference play.

**GRADUATES**

**Offense (11):** Jaden Alexis (WR), Derek Bowman (OL), Sam Franklin (RB), Christian Helms (WR), Zane Herring (OL), Mike Lofton (OL), Connor McLaughlin (OL), Gaston Moore (QB), Mudia Reuben (WR), Thomas Shrader (OL), Jack Wilty (OL).

**Defense (11):** Amer Amer (LB), Chavez Brown (LB), Dre Butler (DT), Josh Celiscar (DE), D.J. Harris (BB), Mac Harris (LB), Ben Knox (CB), Jacob Merrifield (DT), Jhalyn Shuler (LB), Boogsie Silvera (DB), Jaelen Stokes (S), Rico Watson (BB).

**ACADEMIC SUCCESS**

The Fall 2024 semester marked a historic milestone for USF's student-athletes as they earned the highest USF Athletics GPA on record at 3.46, extending a streak of 20 consecutive terms with a GPA above 3.00. More than 85 percent of student-athletes achieved a GPA of 3.00 or higher, with seven teams recording their best-ever semester GPAs.

■ Indicative of the culture of excellence installed by Head Coach Alex Golesh, the football team posted a record 3.18 GPA in the fall and a record 88 players named to the Athletics Honor Roll.

**PRESEASON ALL-AAC TEAMS**

**ATHLON SPORTS PRESEASON ALL-AAC**

First Team

LB Mac Harris  
CB DeShawn Rucker

Second Team

QB Byrum Brown  
RB Cartevious Norton  
WR Keshawn Singleton  
OL Zane Herring  
K Nico Gramatica

Third Team

OL Cole Best  
DL Rico Watson III  
LB Jhalyn Shuler

Fourth Team

OL Derek Bowman  
DL Josh Celiscar  
DL Dre Butler

**LINDY'S SPORTS PRESEASON ALL-AAC**

First Team

RB Cartevious Norton  
LB Mac Harris

Second Team

WR Keshawn Singleton  
OL Zane Herring  
DT Josh Celiscar  
LB Jhalyn Shuler  
K Nico Gramatica

**PHIL STEELE PRESEASON ALL-AAC**

First Team

CB DeShawn Rucker

Second Team

WR Keshawn Singleton  
LB Mac Harris  
S Tavin Ward

Third Team

RB Cartevious Norton  
OL Thomas Shrader

Fourth Team

OL Zane Herring  
DT Josh Celiscar  
LB Jhalyn Shuler  
K Nico Gramatica

**GROUND BROKEN ON ON-CAMPUS STADIUM & OPERATIONS FACILITY**

Groundbreaking for the USF's on-campus stadium and TGH Center for Athletic Excellence (operations center) was held last fall and work began this spring. The 35,000-seat stadium and operations center will be located on the east end of campus in the current Athletics District and on the site of first Bulls football practice fields. The Bulls are slated to open the stadium for the 2027 season.

**USF INVESTING MORE THAN \$375 MILLION IN FOOTBALL FACILITIES**

Since 2021, USF has completed football facility projects or committed funding for projects totalling more than \$375 million, more than what was spent on football in the first 25 years of the program.

**Among the projects:**

- \$3.1 million locker room/office renovation (opened 2021)
- \$22 million Indoor Performance Facility (opened 2023)
- \$1+ million Weight Room/Whirlpool upgrade (opened 2023)
- \$349 million On-Campus Stadium & Operations Center (2027)



# HEAD COACH ALEX GOLESH

## 3rd Season at USF/3rd Season Overall Ohio State, 2006



### THE BOOK ON ALEX GOLESH

**3rd Season as a Head Coach**

**22nd season overall in collegiate coaching**

**HEAD COACH RECORD**

YEAR	SCHOOL	RECORD	POSTSEASON
2024	USF (HC)	7-6	Hawaii Bowl (W)
2023	USF (HC)	7-6	Boca Raton Bowl (W)
<b>OVERALL</b>		<b>14-12</b>	<b>2-0</b>

**YEAR-BY-YEAR**

2023-	USF	Head Coach
2021-22	Tennessee	Offensive Coordinator/Tight Ends
2020	UCF	Co-Offensive Coordinator/Tight Ends
2016-19	Iowa State	Tight Ends/Recruiting Coordinator
2015	Illinois	Tight Ends/Special Teams Coordinator
2014	Illinois	Running Backs/Tight Ends/Recruiting Coordinator
2012-13	Illinois	Tight Ends/Recruiting Coordinator
2009-11	Toledo	Tight Ends/Recruiting Coordinator
2008	Oklahoma State	Graduate Assistant
2006-07	Northern Illinois	Graduate Assistant
2004-05	Ohio State	Student Assistant

**FAMILY**

**Wife:** Alexis; **Daughter:** Corbin; **Son:** Barrett

**NOTABLE:**

- ▶ Golesh was born in Moscow, Russia, and moved with his parents and older brother, Eugene, to Brooklyn, N.Y. in 1991 at the age of seven.
- ▶ He can still speak Russian.
- ▶ The family later relocated to Dublin, Ohio, where he was a three-year letter winner in football at Dublin Scioto High School.

"Alex has always taken the philosophy of 'no job too small to help the team win' at every stop along his journey. He has remained steadfast in doing what was best for the team, putting the players and his family first and remaining humble as he has climbed through this hectic profession. I am excited to watch his success."

**- Mike Vrabel, Head Coach of the Tennessee Titans**

**The son of Russian immigrant parents** who worked his way through the collegiate coaching ranks with a blue-collar work ethic, Alex Golesh produced the greatest turnaround in USF program history in his first season, taking the Bulls from a 1-11 record before his arrival to a 7-6 mark and Boca Raton Bowl rout of Syracuse (45-0).

- ▶ Followed his debut season up with a second-straight bowl victory in his second season, leading USF to wins in five of their last seven games to go 7-6 and down San Jose State in the 2023 Hawaii Bowl (41-39, 5 OT).
- ▶ USF is the fifth program he has helped create a major turnaround at in 22 seasons of collegiate coaching, serving on the staffs of eight FBS programs and leading one.
- ▶ Named the sixth head coach in USF football history on Dec. 4, 2022.
- ▶ His first full-cycle recruiting class at USF (Class of 2024) was the highest ranked for the program in a decade and the highest ranked of all non-autonomous league programs checking in at No. 46 on 247Sports, one of the best hauls of the last 15 years. USF's Class of 2025 ranked No. 2 in among all non-autonomous leagues.
- ▶ His first USF squad set 12 team and 16 individual records and his offense finished 2023 ranked No. 17 in total offense (451.6 ypg) and led the nation with 82.1 plays per game. In each of his three seasons as an offensive coordinator prior to arriving at USF, Golesh's offenses finished in the top 10 in scoring offense and total offense in FBS football each year.

### NOTABLES

**TENNESSEE OFFENSIVE COORDINATOR**

- ▶ **2022 Broyles Award finalist** and **247 Sports Offensive Coordinator of the Year.**
- ▶ Led the nation's highest-scoring and most-explosive offense, having served two seasons as offensive coordinator/tight ends coach at the University of Tennessee (2021 & 2022).
- ▶ He helped propel the Vols from three wins (3-7) the season before his arrival to 10 wins and a No. 6 CFP ranking in 2022, implementing a tempo-based offense that led to dramatic improvement, shattered Vols' records and saw UT rank No. 1 in the nation in scoring (47.33), yards per game (538.1), points per possession (3.24) and yards per play (7.35) in 2022.
- ▶ Took Tennessee offense from No. 108 before his arrival to No. 7 (2021) to No. 1 (2022)
- ▶ His first Tennessee offense shattered eight team single-season records, including points (511), total offensive yards (6,174), touchdowns (67) and passing efficiency (167.10), and has surpassed all those marks again in 2022 with games remaining.
- ▶ Tennessee was the only team to average over 300 yards passing and 200 yards rushing on the 2022 season, and had scored 40-plus points in 15 of its 25 games since his arrival.
- ▶ Quarterback Hendon Hooker shattered Tennessee single-season records for completion percentage (68.0) and passing efficiency (181.41) in 2021 and surpassed the completion percentage mark in 2022 (69.6) while becoming a Maxwell Award finalist as the top player in college football.
- ▶ Tennessee's Jalin Hyatt became the first Tennessee player ever to win the Biletnikoff Award as the nation's top receiver in 2022.
- ▶ Golesh and the Vols improved a scoring offense that skyrocketed 107 spots from 108th in the country in 2020 to seventh in 2021 and first in 2022.

**IOWA STATE**

- ▶ Served as tight ends coach/recruiting coordinator for head coach Matt Campbell's first four seasons at Iowa State (2016-19) where he helped secure and develop the talent that led the Cyclones to a turnaround from a 3-9 season before their arrival to a run of five-straight bowl games (of which he was part of three) and an eventual 9-3, Fiesta Bowl season the year after his departure.
- ▶ Golesh helped secure the four highest-ranked recruiting classes in program history, with all four ranking in the top 50 and two in the top 40.

**ILLINOIS**

- ▶ While serving as a position coach (tight ends/running backs) and recruiting coordinator for four seasons at Illinois (2012-15), he helped the program go from two wins in his first season to back-to-back bowl games in his last two, and as tight ends coach/recruiting coordinator

**TOLEDO**

- ▶ Helped lead the Rockets from a 3-9 mark before his arrival to 8-5 and 9-4 campaigns in his last two years. Golesh aided the Toledo program in securing the No. 1 recruiting class in the Mid-American Conference in consecutive years (2010 & 2011) according to Rivals.com.
- ▶ Golesh also has coaching experience in the state of Florida, serving for one season as co-offensive coordinator/tight ends coach at UCF (2020) with Josh Heupel, where the Knights ranked second in FBS football in total offense (568.1).

# 2025 USF FOOTBALL STAFF




## KODI BURNS

### Assistant Head Coach/Co-Offensive Coord./Wide Receivers Coach

**Alma Mater:** Auburn, '11  
**1st Season with USF**

- Coached two years with the NFL's New Orleans Saints
- Co-Offensive Coordinator at Auburn in 2017 when the Tigers became just the eighth team in SEC history to rush and pass for 3,000 yards in a season.
- Won a national title as a player and an SEC Championship as both a player and coach at his alma mater of Auburn.




## JOEL GORDON

### Offensive Coordinator/Quarterbacks

**Alma Mater:** Shepherd University, '03  
**3rd Season with USF**

- Guided Byrum Brown to USF season passing records in 2023.
- Helped Iowa State from 3-9 to 5 straight bowls & 2020 Fiesta
- Mentored 4-time All-Big 12 QB Brock Purdy, set 32 school records.
- Offensive coordinator at Emory & Henry (2008-10)
- All-conference quarterback at Shepherd, passed for 7,236 yards




## TYLER HUDANICK

### Run Game Coord./Offensive Line Coach

**Alma Mater:** UCF, '18  
**3rd Season with USF**

- Started 28 games on the offensive line for UCF, helping the team to set a program record for single-season rushing in 2018.
- Member of UCF's 2017 & 2018 AAC Championship teams and the 2018 Chick-fil-A Peach Bowl winning team.
- Graduate assistant at Tennessee 2021-22.




## MICAH JAMES

### Running Backs Coach

**Alma Mater:** Middle Tennessee, '12  
**2nd Season with USF**

- Part of Tennessee staff that guided the SEC's leading rushing offense (204.8 ypp) in 2023.
- Helped Utah State to the best season in school history with an 11-3 record and first-ever Mountain West championship in 2021.
- Part of UCF staff that went 12-1 and won an AAC championship.
- Conference titles with Utah State, UCF, and Arkansas State.




## JACK TAYLOR

### Tight Ends Coach

**Alma Mater:** Missouri, '17  
**3rd Season with USF**

- Served as an analyst with the wide receivers in 2023, helping Sean Atkins set school records for receptions and yards, before leading the tight ends in 2024.
- Worked with Gohesh and Josh Heupel as an analyst at Tennessee, helping the Vols lead the nation in scoring and yards per game.
- Worked with Gohesh and Heupel at UCF.



## ANDREW WARSAW

### Associate AD/Football Chief of Staff

**Alma Mater:** West Virginia, '09  
**3rd Season with USF**

- 11 years of collegiate and NFL operations experience
- Director of operations at Tennessee, 2020-22
- Asst. Director of operations at Mississippi State, 2018-19
- NFL's director of game operations, 2016-17
- Stints at Purdue, Arizona, Fordham, Merchant Marine, Penn and Villanova



## JEFF JONES

### Director of Player Development

**Alma Mater:** Otterbein College, '91  
**3rd Season with USF**

- 29 years in education as an administrator, teacher and coach.
- Served as principal at four high schools in Ohio and associate principal at one during 14 years as an administrator.
- Taught science and biology at 7 schools over 15 years as a teacher.
- Named the 2006 Ohio Division I State Coach of the Year.
- Alex Gohesh's high school offensive coordinator at Dublin Scioto High, where Gohesh was an offensive lineman. They were also neighbors and won a conference championship.



## TODD ORLANDO

### Defensive Coordinator/Inside Linebackers

**Alma Mater:** Wisconsin, '94  
**3rd Season with USF**

- More than 20 years as a defensive coordinator at eight FBS programs.
- Defenses ranked in Top 25 in scoring & total defense at several stops.
- Teams have earned a bowl appearance in 15 of the last 20 seasons
- Produced six players recognized as conference defensive player of the year (1), lineman of the year (2) or freshman of the year (1)
- Helped Houston win the 2015 AAC Championship and Peach Bowl.



## CHAD CREAMER

### Special Teams Coord./Outside Linebackers

**Alma Mater:** Ohio State, '08  
**3rd Season with USF**

- Bulls punter Andrew Stokes was a 2024 1st team All-AAC & HM All-America pick
- Served as defensive coordinator at FCS, Division II and Division III levels
- Defensive analyst at Tennessee in 2022.
- Defensive Coordinator at DII Shorter University, 2018-19
- Graduate assistant at Ohio State, 2007-08.



## JAMES ROWE

### Defensive Pass Game Coordinator/Safeties

**Alma Mater:** USF, '09  
**3rd Season with USF**

- Five seasons of experience coaching in the NFL.
- Defensive backs coach for 2022 East-West Shrine Bowl
- Played baseball at South Florida (2005-07)) - left-handed pitcher and outfielder
- First-team all-state baseball player & third-team all-state football player at Cocoa High School.




## KEVIN PATRICK

### Defensive Line Coach

**Alma Mater:** Miami, '94  
**3rd Season with USF/9th overall in 3rd stint**

- Coached 2017 Nagurski Trophy & ACC Defensive POY Bradley Chubb (NC State), two-time first-team All-American George Selvie (USF) and No. 15 overall NFL Draft pick and eventual Pro Bowler Jason Pierre-Paul (USF). Coached three NFL Draft picks at USF.
- '93 AP 1st-team All-American & Big East Defensive POY at Miami.
- Helped lead Miami to two national championships as a player.




## DEMARCUS VAN DYKE

### Cornerbacks Coach

**Alma Mater:** Miami (Fla.), '11  
**2nd Season with USF**

- Six-year NFL career after being a third-round NFL Draft pick in 2011 by the Oakland Raiders.
- Played in 51 games with 21 starts at the University of Miami
- Two-sport athlete (football and track) at Miami
- Anchored 2007 state champion 4X100 relay, Monsignor Pace High School




## BRAD WILSON

### Defensive Assistant

**Alma Mater:** Ashland Univ., '07  
**1st Season with USF**

- Came to USF after serving as assistant head coach/defensive coordinator at Indiana State (2017-23)
- Five seasons as the defensive coordinator at Wayne State from 2012-16.
- Wilson was promoted to Assistant Head Coach at ISU in the spring of 2023.



## GEORGE COURIDES

### Head Strength & Conditioning Coach

**Alma Mater:** East Stroudsburg, '08  
**3rd Season with USF**

- A Certified Strength and Conditioning Specialist (CSCS).
- As associate strength & conditioning coach at Iowa State, helped the Cyclones go from three wins to a Fiesta Bowl victory.
- Worked in the NFL with the N.Y. Jets.
- Member of the East Stroudsburg University rugby, helping the team win the 2007 Eastern Pennsylvania Rugby Union (EPRU) title.

## NUMERICAL

No.	Name
0	Jarvis Lee, CB
0	Brandon Winton, WR
1	Jonathan Echols, TE
1	Ben Knox, CB
2	Chas Nimrod, WR
2	Tavin Ward, S
3	Jonas Duclona, CB
3	Gaston Moore, QB
4	Sam Franklin, RB
4	Michael Williams, DE
5	Fred Gaskin, S
5	Cartevius Norton, RB
6	Rodney Hill, LB
6	Mudia Reuben, WR
7	Nico Gramatica, K
7	Kory Pettigrew, WR
7	Jhalyn Shuler, LB
8	Josh Celiscar, DL
8	Traevon Mitchell, DT
8	Wyatt Sullivan, TE
9	James Chenault, CB
10	Alvon Isaac, RB
10	Ira Singleton, BB
11	D.J. Harris, OLB
11	Keshawn Singleton, WR
12	Jaden Alexis, WR
12	Sam Fenton, WB
12	Jabari Smith, S
13	Kajuan Banks, S
13	Locklan Hewlett, QB
14	Eli Jones, DE
14	Marcelis Tate, QB
15	Tayte Crable, TE
15	Dennard Flowers, DE
15	Jeremiah Jones, S
16	Jeremiah Koger, WR
17	Byrum Brown, QB
17	Chavez Brown, LB
18	Levi Smiley, DE
18	Weston Wolff, TE
19	Boogsie Silvera, DB
19	JeyQuan Smith, WR
20	Izaiah Guy, CB
20	Jaylen Johnson, RB
21	Arkese Parks, WR
21	Jaelen Stokes, S
22	Chase Garnett, RB
22	DeShawn Rucker, CB
23	Cedrick Hawkins, S
24	Mac Harris, LB
24	Tray Kinkle, RB
25	Nykahi Davenport, RB
25	Zavier Hamilton, LB
26	Cameron Cobb, WR
26	Jermaine Dalias, S
27	Jayden Davis, WR
27	Jermichael Gillis, S
28	Ryan Jenkins, DT
29	Deylen Platt, CB
30	Derrick "DJ" McCormick, LB

## 2025 USF FOOTBALL ALPHABETICAL ROSTER

No.	Name	Pos.	Ht.	Wt.	Class/Elig.	Hometown (Previous Schools)
12	Jaden Alexis	WR	6-0	200	Gr.	Pompano Beach, Fla. (Monarch HS/Texas)
54	Amer Amer	LB	6-1	225	Gr.	Winter Garden, Fla. (Windermere HS)
13	Kajuan Banks	DB	5-10	188	Sr.	Tallahassee, Fla. (Godby HS/South Carolina)
76	Colin Bellomy	OL	6-7	284	Fr.	Powder Springs, Ga. (Harrison HS)
72	Cole Best	OL	6-4	315	Sr.	Winter Park, Fla. (Trinity Prep)
49	Easton Bonnett	LS	5-11	190	So.	Orlando, Fla. (Edgewater HS)
36	DeAngelo Bowden	LB	6-0	218	Fr.	Washington, D.C. (St. John's College HS)
74	Deonte Bowie	OL	6-4	312	Sr.	Pflugerville, Texas (Hendrickson HS/Blinn College)
62	Derek Bowman	OL	6-5	292	Gr.	Magnolia, Texas (Magnolia HS/Houston)
17	Byrum Brown	QB	6-3	231	Sr.	Raleigh, N.C. (Rolesville HS)
17	Chavez Brown	LB	6-1	230	Gr.	Houma, La. (Terrebonne HS/North Texas)
41	George Brown IV	S	5-10	180	So.	Orlando, Fla. (Jones HS)
91	Dre Butler	DT	6-5	290	Gr.	Conyers, Ga. (Newton HS/Charlotte)
54	Braden Carter	OL	6-6	290	So.	Cummings, Ga. (Forsyth Central HS)
95	Garrett Cates	LS	6-2	220	Sr.	Lutz, Fla. (Steinbrenner HS/Charleston Southern)
8	Josh Celiscar	DE	6-3	292	Gr.	Winter Haven, Fla. (Winter Haven HS/UCF/Texas A&M)
9	James Chenault	CB	6-0	180	So.	Orlando, Fla. (Jones HS)
92	Braden Chisholm	DT	6-5	256	So.	West Palm Beach, Fla. (Cardinal Newman HS)
26	Cameron Cobb	WR	5-11	197	Sr.	Tampa, Fla. (Wharton HS)
60	Khalil Collins	OL	6-1	312	Fr.	Moultrie, Ga. (Colquitt County HS)
15	Tayte Crable	TE	6-5	215	Fr.	Massillon, Ohio (Archbishop Hoban HS)
26	Jermaine Dalias	S	6-2	195	So.	Coconut Creek, Fla. (American Heritage HS)
47	Evan Dangler	TE	6-3	250	Sr.	Bradenton, Fla. (Braden River HS)
25	Nykahi Davenport	RB	6-0	216	So.	Roswell, Ga. (Roswell HS)
27	Jayden Davis	WR	5-10	182	Sr.	Baltimore, Md. (Steinbrenner HS)
3	Jonas Duclona	CB	5-11	190	Jr.	Naples, Fla. (Naples HS/Wisconsin)
1	Jonathan Echols	TE	6-6	235	So.	Franklin, Ga. (IMG Academy)
50	Dinellson Exume	DT	6-4	270	So.	Miami, Fla. (Edison HS)
12	Sam Fenton	QB	6-6	216	Fr.	London, UK (Loughborough College)
15	Dennard Flowers	DE	6-2	260	Sr.	Fairburn, Ga. (Creekside HS/Murray State/Arkansas State)
4	Sam Franklin	RB	5-10	204	Gr.	Little Rock, Ark. (Central HS/UT-Martin/Oklahoma)
22	Chase Garnett	RB	5-9	215	Fr.	Fort Worth, Texas (Liberty Christian HS)
5	Fred Gaskin	S	5-10	198	So.	Ocala, Fla. (Vanguard HS)
27	Jermichael Gillis	S	6-1	178	Fr.	Lakeland, Fla. (Lakeland HS)
39	Luke Goater	P	6-2	210	Fr.	Melbourne, Australia (ProKick Australia)
70	Gerrick Gordon Jr.	OL	6-4	290	Fr.	Reddick, Fla. (Carrollwood Day HS)
7	Nico Gramatica	K	5-8	165	So.	Tampa, Fla. (Cambridge Christian HS)
97	Jahari Grant	DT	6-2	321	So.	Port St. Lucie, Fla. (Treasure Coast HS)
20	Izaiah Guy	CB	6-2	200	Sr.	Ocala, Fla. (Vanguard HS/Georgia State)
25	Zavier Hamilton	LB	6-2	230	So.	Gulf Breeze, Fla. (Fort Walton Beach HS)
73	Caleb Harris	OL	6-4	280	Fr.	Miami, Fla. (St. Thomas Aquinas HS)
11	D.J. Harris	BB	6-2	248	Gr.	Houston, Texas (New Caney HS/Texas)
24	Mac Harris	OLB	6-0	230	Gr.	The Villages, Fla. (The Villages Charter School)
23	Cedrick Hawkins	S	6-0	189	Jr.	Titusville, Fla. (Cocoa HS/Ohio State/UCF)
85	Christian Helms	WR	6-2	205	Gr.	Seffner, Fla. (Seffner Christian HS)
51	Zane Herring	OL	6-5	315	Gr.	Madison, Fla. (Madison County HS/Florida State)
13	Locklan Hewlett	QB	6-1	195	Fr.	St. Augustine, Fla. (St. Augustine HS)
6	Rodney Hill Jr.	LB	5-10	220	So.	Bunnell, Fla. (Mainland HS)
10	Alvon Isaac	RB	5-9	185	So.	Hawthorne, Fla. (Hawthorne HS)
39	Daron Jean	CB	5-10	178	So.	Bradenton, Fla. (Manatee HS)
32	Gavin Jenkins	CB	6-2	181	Fr.	Lake Butler, Fla. (Union County HS)
55	James Jenkins	OL	6-5	285	Jr.	Tampa, Fla. (Carrollwood Day HS)
28	Ryan Jenkins	DT	6-4	265	So.	Albany, Ga. (Westover School)
20	Jaylen Johnson	RB	5-9	195	Jr.	Baxley, Ga. (Appling County HS)
47	Ryan Johnson	LB	5-11	226	So.	Tampa, Fla. (Carrollwood Day HS)
14	Eli Jones	DE	6-3	253	Fr.	Venice, Fla. (Venice HS)
16	Jeremiah Jones	S	6-0	196	Fr.	Riverview, Fla. (Sumner HS)
24	Tray Kinkle	RB	5-11	196	Fr.	Holly Springs, Miss. (Holly Springs HS)
1	Ben Knox	CB	6-2	205	Gr.	DeLand, Fla. (DeLand HS)
16	Jeremiah Koger	WR	6-3	209	Fr.	Baltimore, Md. (St. Frances Academy)

88	Brandon Kubay	TE	6-3	239	Fr.	Manitoba, Canada (St. Thomas More HS)	31	Jair Murphy, CB
58	TJ Lawrence	OL	6-5	285	So.	Orange Park, Fla. (Fleming Island HS)	32	Gavin Jenkins, CB
53	Gavin Leach	LB	6-2	216	Fr.	Newburgh, Ind. (Castle HS)	32	Connor Matthews, RB
99	Devin Lee	DT	6-2	290	Gr.	McDonough, Ga. (Ola HS/Vanderbilt)	33	Ashton Mosley, BB
0	Jarvis Lee Jr.	S	5-11	185	Jr.	Jacksonville, Fla. (IMG Academy)	34	Rico Watson, BB
37	Chase Leon	P	6-5	222	Sr.	Brisbane, Australia (Lamar University)	35	Herlin Perry, CB
65	Mike Lofton	OL	6-2	315	Gr.	Clearwater, Fla. (Calvary Christian HS/UCF)	36	DeAngelo Bowden, LB
77	Tyreek Major	OL	6-6	320	So.	Tampa, Fla. (Gaither HS)	37	Chase Leon, P
38	Dorian Mallary Jr.	CB	5-11	175	Fr.	Fort Myers, Fla. (The Immaculata La Salle HS)	37	Victor Zidor, S
32	Connor Matthews	RB	5-8	212	Fr.	Niceville, Fla. (Niceville HS)	38	Dorian Mallary, CB
30	Derrick "DJ" McCormick Jr.	LB	6-1	214	Sr.	Rockledge, Fla. (Rockledge HS/UCF)	39	Luke Goater, P
71	Connor McLaughlin	OL	6-7	304	Gr.	Tampa, Fla. (Jesuit HS/Stanford)	39	Daron Jean, DB
48	Turner McLaughlin	LS	6-1	225	So.	Pensacola, Fla. (Pensacola Catholic/Tennessee Tech)	40	Jacob Merrifield, DT
40	Jacob Merrifield	DT	6-2	290	Gr.	Winder, Ga. (Winder-Barrow HS/FAU)	41	George Brown, S
8	Traevon Mitchell	DT	6-0	282	Sr.	Waldorf, Md. (Wise HS/Chowan Univ./West Florida)	42	Adam Zouagui, K
3	Gaston Moore	QB	6-2	212	Gr.	Hilton Head S.C. (Hilton Head HS/UCF/Tennessee)	44	Rocco Nicholl, LB
66	Teriyan Morman	OL	6-5	380	So.	Ocala, Fla. (Vanguard HS)	47	Evan Dangler, TE
33	Ashton Mosley	BB	6-3	238	So.	Blountstown, Fla. (Blountstown HS)	47	Ryan Johnson, LB
31	Jair Murphy	CB	6-0	200	Jr.	Ocoee, Fla. (Dr. Phillips HS/Tulsa)	48	Turner McLaughlin, LS
81	Christian Neptune	WR	5-11	189	Fr.	Cantonment, Fla. (Tate Senior HS)	49	Easton Bonnett, LS
44	Rocco Nicholl	LB	6-4	238	Sr.	Philadelphia, Pa. (St. Joseph Prep/Kent State)	50	Dinellson Exume, DT
2	Chas Nimrod	WR	6-2	198	Sr.	Bentonville, Ark. (Bentonville HS/Tennessee)	51	Zane Herring, OL
5	Cartevius Norton	RB	5-11	222	Sr.	Waycross, Ga. (Ware County HS/Iowa State/Charlotte)	52	Christian Smith, LB
59	Greg Otten	LB	6-1	224	Jr.	Fort Lauderdale, Fla. (Cardinal Gibbons HS)	53	Gavin Leach, LB
21	Arkese Parks	WR	6-2	175	So.	Tampa, Fla. (Robinson HS)	54	Amer Amer, LB
35	Herlin Perry Jr.	CB	5-11	170	Fr.	East Providence, R.I. (Miami Central HS)	54	Braden Carter, OL
7	Kory Pettigrew	WR	6-1	180	Fr.	Kathleen, Ga. (Perry HS)	55	James Jenkins, OL
29	Deylen Platt	CB	6-3	180	So.	Venice, Fla. (Venice HS)	56	Cole Skinner, OL
80	Joshua Porter	WR	6-0	184	So.	Sebring, Fla. (Fort Meade HS)	58	TJ Lawrence, OL
6	Mudia Reuben	WR	6-2	210	Gr.	Kansas City, Mo., (Park Hill South/Stanford)	59	Greg Otten, LB
84	Cade Roberts	WR	5-11	185	Sr.	Santa Rosa Beach, Fla. (South Walton HS)	60	Khalil Collins, OL
22	De'Shawn Rucker	CB	6-0	195	Sr.	Tallahassee, Fla. (Godby HS/Tennessee)	62	Derek Bowman, OL
93	Richard Scott III	DE	6-4	260	Fr.	Fort Lauderdale, Fla. (St. Thomas Aquinas HS)	65	Mike Lofton, OL
67	Thomas Shrader	OL	6-5	312	Gr.	Venice, Fla. (Venice HS/Florida State/Appalachian State)	66	Teriyan Morman, OL
7	Jhalyn Shuler	LB	6-3	225	Gr.	Abbeville S.C. (Abbeville HS/Coffeyville CC)	67	Thomas Shrader, OL
19	Boogsie Silvera	DB	5-11	195	Gr.	Pembroke Pines, Fla. (American Heritage HS/Charleston Southern/McNeese State)	70	Gerrick Gordon, OL
10	Ira Singleton	BB	6-5	240	So.	Lilburn, Ga. (Parkview HS)	71	Connor McLaughlin, OL
11	Keshaun Singleton	WR	6-3	215	Jr.	Norcross, Ga. (Meadowcreek HS)	72	Cole Best, OL
56	Cole Skinner	OL	6-5	325	Jr.	Point Pleasant, N.J. (Point Pleasant Boro HS)	73	Caleb Harris, OL
18	Levi Smiley	DE	6-4	268	So.	Cincinnati, Ohio (Purcell Marian HS)	74	Deonte Bowie, OL
52	Christian Smith	OLB	6-3	225	Fr.	Marietta, Ga. (Harrison HS)	75	Khalil Walker, OL
12	Jabari Smith	S	5-11	180	Fr.	Orlando, Fla. (Wekiva HS)	76	Colin Bellomy, OL
19	JeyQuan Smith	WR	5-10	185	Jr.	San Bernardino, Calif. (Cajon HS)	77	Tyreek Major, OL
21	Jaelen Stokes	S	6-1	204	Gr.	Auburndale, Fla. (Auburndale HS)	78	Jack Wilty, OL
8	Wyatt Sullivan	TE	6-4	242	Jr.	Atlanta, GA (Robert F. Munroe Day/FAU)	80	Joshua Porter, WR
14	Marcelis Tate	QB	6-2	207	So.	Neptune Beach, Fla. (Fletcher HS)	81	Christian Neptune, WR
75	Khalil Walker	OL	6-5	322	Jr.	Canton, Ohio (Pickerington Central HS/Coffeyville CC)	82	Tyler Williams, WR
2	Tavin Ward	S	6-1	197	Sr.	Fort Myers, Fla. (North Fort Myers HS)	84	Cade Roberts, WR
34	Rico Watson III	BB	6-0	238	Gr.	Tampa, Fla. (Armwood HS/Florida State/Robert Morris)	85	Christian Helms, WR
98	Marcus Williams	DT	6-2	298	Fr.	Valdosta, Ga. (Valdosta HS)	88	Brandon Kubay, TE
82	Tyler Williams	WR	6-3	206	Sr.	Waverly, Fla. (Lakeland HS/Minnesota)	91	Dre Butler, DL
4	Michael Williams II	DE	6-3	260	Sr.	Farmington Hills, Mich. (West Bloomfield HS)	92	Braden Chisholm, DT
94	Brooks Williams Jr.	DE	6-6	220	Fr.	Port Saint Lucie, Fla. (St. Lucie West Centennial HS)	93	Richard Scott, DE
78	Jack Wilty	OL	6-4	321	Gr.	Attoona, Iowa (Southeast Polk HS/N. Illinois/Iowa Central CC/Colorado)	94	Brooks Williams, DE
0	Brandon Winton	WR	6-2	190	So.	Knoxville, Tenn. (Alcoa HS)	95	Garrett Cates, LS
18	Weston Wolff	TE	6-4	239	Sr.	Venice, Fla. (Venice HS/Maryland)	97	Jahari Grant, DT
37	Victor Zidor	S	6-2	195	So.	Cocoa, Fla. (Cocoa HS/Allen Univ.)	98	Marcus Williams, DT
42	Adam Zouagui	K	5-11	188	Jr.	Reston, Va. (Herndon HS/Davidson)	99	Devin Lee, DT

## OVERALL INDIVIDUAL STATISTICS

## Rushing

Player	gp	att	gain	loss	net	avg	td	lg	avg/g
Kelley Joiner	13	121	817	18	799	6.6	12	54	61.5
Nay'Quan Wright	13	109	529	19	510	4.7	8	64	39.2
Ta'Ron Keith	13	78	433	14	419	5.4	8	42	32.2
Byrum Brown	6	68	360	91	269	4.0	3	42	44.8
Bryce Archie	12	68	268	139	129	1.9	2	35	10.8
Yasias Young	12	16	56	0	56	3.5	0	9	4.7
Alvon Isaac	4	6	50	0	50	8.3	1	25	12.5
Israel Carter	4	10	57	11	46	4.6	0	14	11.5
Jaylen Johnson	1	6	33	0	33	5.5	0	7	33.0
John Cannon	12	1	17	0	17	17.0	0	17	1.4
Sean Atkins	13	1	14	0	14	14.0	0	14	1.1
Joshua Porter	13	1	5	0	5	5.0	0	5	0.4
Cole Skinner	10	1	2	0	2	2.0	0	2	0.2
JeyQuan Smith	13	1	1	0	1	1.0	0	1	0.1
Michael Brown-Stephens	13	1	0	0	0	0.0	0	0	0.0
Team	13	4	0	7	-7	-1.8	0	0	-0.5
<b>Total</b>	<b>13</b>	<b>492</b>	<b>2642</b>	<b>299</b>	<b>2343</b>	<b>4.8</b>	<b>34</b>	<b>64</b>	<b>180.2</b>
<b>Opponents</b>	<b>13</b>	<b>510</b>	<b>2448</b>	<b>392</b>	<b>2056</b>	<b>4.0</b>	<b>25</b>	<b>91</b>	<b>158.2</b>

## Punt Returns

Player	no.	yds	avg	td	lg
Sean Atkins	27	274	10.1	0	54
Ta'Ron Keith	1	26	26.0	0	26
<b>Total</b>	<b>28</b>	<b>300</b>	<b>10.7</b>	<b>0</b>	<b>54</b>
<b>Opponents</b>	<b>13</b>	<b>58</b>	<b>4.5</b>	<b>0</b>	<b>28</b>

## Interceptions

Player	no.	yds	avg	td	lg
Tavin Ward	3	29	9.7	0	29
Brent Austin	2	14	7.0	1	14
Jhalyn Shuler	2	55	27.5	0	29
D'Marco Augustin	1	22	22.0	0	22
Doug Blue-Eli	1	0	0.0	0	0
Tawfiq Byard	1	12	12.0	0	12
Fred Gaskin	1	0	0.0	0	0
James Chenault	1	0	0.0	0	0
<b>Total</b>	<b>12</b>	<b>132</b>	<b>11.0</b>	<b>1</b>	<b>29</b>
<b>Opponents</b>	<b>10</b>	<b>142</b>	<b>14.2</b>	<b>0</b>	<b>46</b>

## Passing

Player	gp	effic	comp-att-int	pct	yds	td	lg	avg/g
Bryce Archie	12	118.1	172-290-10	59.3	1914	9	67	159.5
Byrum Brown	6	117.3	78-132-0	59.1	836	2	64	139.3
Israel Carter	4	289.9	11-14-0	78.6	195	4	59	48.8
Sean Atkins	13	176.9	1-3-0	33.3	12	1	12	0.9
Team	13	0.0	0-4-0	0.0	0	0	0	0.0
<b>Total</b>	<b>13</b>	<b>122.6</b>	<b>262-443-10</b>	<b>59.1</b>	<b>2957</b>	<b>16</b>	<b>67</b>	<b>227.5</b>
<b>Opponents</b>	<b>13</b>	<b>134.5</b>	<b>277-471-12</b>	<b>58.8</b>	<b>3624</b>	<b>23</b>	<b>76</b>	<b>278.8</b>

## Kick Returns

Player	no.	yds	avg	td	lg
Ta'Ron Keith	8	241	30.1	1	93
Kelley Joiner	6	130	21.7	0	31
Nay'Quan Wright	3	43	14.3	0	24
Jamie Pettway	1	7	7.0	0	7
Gunnar Greenwald	1	6	6.0	0	6
JeyQuan Smith	1	18	18.0	0	18
<b>Total</b>	<b>20</b>	<b>445</b>	<b>22.3</b>	<b>1</b>	<b>93</b>
<b>Opponents</b>	<b>31</b>	<b>735</b>	<b>23.7</b>	<b>0</b>	<b>84</b>

## Receiving

Player	gp	no.	yds	avg	td	lg	avg/g
Sean Atkins	13	79	781	9.9	2	52	60.1
Michael Brown-Stephens	13	29	379	13.1	4	32	29.2
Keshaun Singleton	12	26	408	15.7	3	67	34.0
Joshua Porter	13	25	230	9.2	0	32	17.7
Nay'Quan Wright	13	22	149	6.8	0	44	11.5
Abdur-Rahmaan Yaseen	9	21	254	12.1	0	51	28.2
Payten Singletary	13	18	215	11.9	2	34	16.5
Ta'Ron Keith	13	13	157	12.1	0	64	12.1
Joshua Hardeman	10	9	140	15.6	1	48	14.0
Kelley Joiner	13	8	51	6.4	2	24	3.9
JeyQuan Smith	13	6	106	17.7	0	48	8.2
Brandon Winton	4	3	14	4.7	0	8	3.5
Gunnar Greenwald	11	1	2	2.0	0	2	0.2
Byrum Brown	6	1	12	12.0	1	12	2.0
Jonathan Echols	2	1	59	59.0	1	59	29.5
<b>Total</b>	<b>13</b>	<b>262</b>	<b>2957</b>	<b>11.3</b>	<b>16</b>	<b>67</b>	<b>227.5</b>
<b>Opponents</b>	<b>13</b>	<b>277</b>	<b>3623</b>	<b>13.1</b>	<b>23</b>	<b>76</b>	<b>278.7</b>

## Fumbles Recovered

Player	no.	yds	avg	td	lg
Mac Harris	1	25	25.0	1	25
Caqavouis Berryhill	1	16	16.0	0	16
Jamie Pettway	1	4	4.0	0	4
Bernard Gooden	2	0	0.0	0	0
DJ Gordon IV	1	0	0.0	0	0
Ben Knox	1	0	0.0	0	0
Decarius Hawthorne	1	0	0.0	0	0
Tavin Ward	1	0	0.0	0	0
Tawfiq Byard	1	0	0.0	0	0
Jarvis Lee	1	0	0.0	0	0
Nico Gramatica	1	0	0.0	0	0
<b>Total</b>	<b>13</b>	<b>45</b>	<b>3.5</b>	<b>1</b>	<b>25</b>
<b>Opponents</b>	<b>8</b>	<b>17</b>	<b>2.1</b>	<b>1</b>	<b>10</b>

## OVERALL INDIVIDUAL STATISTICS

## Scoring

Player	td	fg	PAT				d	x	saf	pts
			kick	rush	rcv	pass				
Kelley Joiner	14	-	-	-	-	-	-	-	84	
John Cannon	-	12-16	47-48	-	-	-	-	-	83	
Ta'Ron Keith	9	-	-	-	-	-	-	-	54	
Nay'Quan Wright	8	-	-	-	-	-	-	-	48	
Michael Brown-Stephens	4	-	-	-	1	-	-	-	26	
Byrum Brown	4	-	-	-	-	-	-	-	24	
Keshaun Singleton	3	-	-	-	1	-	-	-	20	
Payten Singletary	2	-	-	-	1	-	-	-	14	
Sean Atkins	2	-	-	-	-	-	-	-	12	
Bryce Archie	2	-	-	-	-	3	-	-	12	
Nico Gramatica	-	3-5	1-1	-	-	-	-	-	10	
Joshua Hardeman	1	-	-	-	-	-	-	-	6	
Mac Harris	1	-	-	-	-	-	-	-	6	
Brent Austin	1	-	-	-	-	-	-	-	6	
Alvon Isaac	1	-	-	-	-	-	-	-	6	
Jonathan Echols	1	-	-	-	-	-	-	-	6	
Ty Ippolito	-	-	1-1	-	-	-	-	-	1	
<b>Total</b>	<b>53</b>	<b>15-21</b>	<b>49-50</b>	<b>0</b>	<b>3</b>	<b>3</b>	<b>0</b>	<b>0</b>	<b>418</b>	
<b>Opponents</b>	<b>49</b>	<b>13-19</b>	<b>44-44</b>	<b>1</b>	<b>4</b>	<b>4</b>	<b>0</b>	<b>0</b>	<b>387</b>	

## Field Goals

Player	fg	pct.	01-19	20-29	30-39	40-49	50-99	lg	blk
John Cannon	12-16	75.0	0-0	2-2	5-6	4-6	1-2	53	0
Nico Gramatica	3-5	60.0	0-0	0-0	0-0	0-0	3-5	58	0
<b>Opponents</b>	<b>13-19</b>	<b>68.4</b>	<b>0-0</b>	<b>5-5</b>	<b>3-6</b>	<b>4-7</b>	<b>1-1</b>	<b>50</b>	<b>0</b>

## FG Sequence

Team Name	South Fla.	Opponents
Bethune-Cookman	(53),(40)	(48)
Alabama	(34),(25),53,(22)	
Miami (FL)	(58),(51),(45),31	
Tulane	(45)	(35)
Memphis	(52)	39
Fla. Atlantic	46,(34)	49,36
Charlotte	53,(33)	(50)
Tulsa	48,58	
San Jose St.	(33),(41),(36)	(42),(22),(24)
Southern Miss.		42,(31)
UAB		(41),(29),(32),(48)
Rice		(25),41,(25),39

Numbers in (parentheses) indicate field goal was made

## Total Offense

Player	g	plays	rush	pass	total	avg/g
Bryce Archie	12	358	129	1914	2043	170.3
Byrum Brown	6	200	269	836	1105	184.2
Kelley Joiner	13	121	799	0	799	61.5
Nay'Quan Wright	13	109	510	0	510	39.2
Ta'Ron Keith	13	78	419	0	419	32.2
Israel Carter	4	24	46	195	241	60.3
Yasias Young	12	16	56	0	56	4.7
Alvon Isaac	4	6	50	0	50	12.5
Jaylen Johnson	1	6	33	0	33	33.0
Sean Atkins	13	4	14	12	26	2.0
John Cannon	12	1	17	0	17	1.4
Joshua Porter	13	1	5	0	5	0.4
Cole Skinner	10	1	2	0	2	0.2
JeyQuan Smith	13	1	1	0	1	0.1
Team	13	0	-7	0	-7	-0.5
<b>Total</b>	<b>13</b>	<b>935</b>	<b>2343</b>	<b>2957</b>	<b>5300</b>	<b>407.7</b>
<b>Opponents</b>	<b>13</b>	<b>981</b>	<b>2056</b>	<b>3624</b>	<b>5680</b>	<b>436.9</b>

## Punting

Player	no.	yds	avg	lg	tb	fc	i20	50+	blk
Andrew Stokes	68	3090	45.4	72	4	11	27	21	0
Pierse Stainton	2	88	44.0	47	0	2	1	0	0
<b>Total</b>	<b>70</b>	<b>3178</b>	<b>45.4</b>	<b>72</b>	<b>4</b>	<b>13</b>	<b>28</b>	<b>21</b>	<b>0</b>
<b>Opponents</b>	<b>67</b>	<b>2939</b>	<b>43.9</b>	<b>60</b>	<b>5</b>	<b>23</b>	<b>18</b>	<b>19</b>	<b>0</b>

## Kickoffs

Player	no.	yds	avg	tb	ob	retn	net	ydln
Nico Gramatica	68	4087	60.1	29	1			
Ty Ippolito	8	494	61.8	2	0			
<b>Total</b>	<b>76</b>	<b>4581</b>	<b>60.3</b>	<b>31</b>	<b>1</b>	<b>31</b>	<b>37.3</b>	<b>27</b>
<b>Opponents</b>	<b>72</b>	<b>4308</b>	<b>59.8</b>	<b>41</b>	<b>3</b>	<b>20</b>	<b>37.9</b>	<b>27</b>

## 2024 USF GAME-BY-GAME TEAM STATISTICS

Date	Opponent	no.	yds	td	lg	no.	yds	td	lg	cmp-att-int	yds	td	lg	no.	yds	td	lg	no.	yds	td	lg	off
08/31/2024	Bethune-Cookman	46	231	5	42	15	172	1	44	15-23-0	172	1	44	2	10	0	6	5	68	0	26	403
09/07/2024	at Alabama	46	206	1	20	16	103	0	14	16-36-0	103	0	14	2	36	0	19	1	4	0	4	309
09/14/2024	at Southern Miss.	51	369	5	50	19	193	2	35	19-30-0	193	2	35	3	66	0	24	2	40	0	39	562
09/21/2024	Miami (FL)	32	62	0	17	26	303	1	64	26-43-2	303	1	64	1	18	0	18	0	0	0	0	365
09/28/2024	at Tulane	25	26	1	11	16	175	0	51	16-28-0	175	0	51	2	42	0	22	1	0	0	0	201
10/12/2024	vs Memphis	19	24	0	5	22	234	0	48	22-41-1	234	0	48	0	0	0	0	2	11	0	6	258
10/19/2024	UAB	41	148	3	33	17	201	2	67	17-32-1	201	2	67	4	100	0	35	3	66	0	54	349
11/01/2024	at Fla. Atlantic	43	319	4	64	19	206	2	29	19-32-0	206	2	29	0	0	0	0	3	21	0	12	525
11/09/2024	Navy	25	60	0	35	26	282	1	48	26-44-2	282	1	48	1	12	0	12	5	52	0	22	342
11/16/2024	at Charlotte	48	425	6	54	11	126	0	44	11-17-1	126	0	44	0	0	0	0	0	0	0	0	551
11/23/2024	Tulsa	52	308	5	48	27	407	4	59	27-39-1	407	4	59	0	0	0	0	3	17	0	9	715
11/30/2024	at Rice	30	109	1	29	24	320	3	52	24-42-1	320	3	52	2	46	0	31	1	1	0	1	429
12/24/2024	vs San Jose St.	34	56	3	14	24	235	0	42	24-36-1	235	0	42	3	115	1	93	2	20	0	16	291
<b>South Fla.</b>		<b>492</b>	<b>2343</b>	<b>34</b>	<b>64</b>	<b>262</b>	<b>2957</b>	<b>16</b>	<b>67</b>	<b>262-443-10</b>	<b>2957</b>	<b>16</b>	<b>67</b>	<b>20</b>	<b>445</b>	<b>1</b>	<b>93</b>	<b>28</b>	<b>300</b>	<b>0</b>	<b>54</b>	<b>5300</b>
<b>Opponents</b>		<b>510</b>	<b>2056</b>	<b>25</b>	<b>91</b>	<b>277</b>	<b>3623</b>	<b>23</b>	<b>76</b>	<b>277-471-12</b>	<b>3624</b>	<b>23</b>	<b>76</b>	<b>31</b>	<b>735</b>	<b>0</b>	<b>84</b>	<b>13</b>	<b>58</b>	<b>0</b>	<b>28</b>	<b>5680</b>

### South Fla. Averages

Games	Avg/ rush	Avg/ catch	Pass effic	KR avg	PR avg	All purpose avg/game	Total offense avg/game
13	4.8	11.3	122.6	22.3	10.7	475.2	407.7

Date	Opponent	Tackles			Sacks	Fumble		Pass Defense			blkd	PAT attempts			off			
		ua	a	total		tfl-yds	no-yds	ff	fr-yds	int-yds		qbh	brup	kick	kick	rush	rcv	saf
08/31/2024	Bethune-Cookman	31	46	77	14.0-31	3-13	0	0-0	2-51	4	4	0	6-6	0	0	0	14	48
09/07/2024	at Alabama	36	26	62	6.0-45	3-36	2	3-0	0-0	3	2	0	1-1	0	0	0	7	16
09/14/2024	at Southern Miss.	37	14	51	7.0-35	3-25	2	2-16	1-0	5	6	0	7-7	0	0	0	14	49
09/21/2024	Miami (FL)	27	36	63	3.0-7	0-0	0	0-0	1-0	0	2	0	0-1	0	0	0	6	15
09/28/2024	at Tulane	51	14	65	4.0-10	0-0	0	0-0	0-0	0	2	0	1-1	0	0	0	0	10
10/12/2024	vs Memphis	37	34	71	4.0-8	1-2	0	0-0	1-0	2	4	0	0-0	0	0	0	0	3
10/19/2024	UAB	41	42	83	10.0-37	4-26	2	0-0	1-26	6	5	0	3-3	0	1	0	6	35
11/01/2024	at Fla. Atlantic	39	34	73	13.0-53	7-37	1	1-0	0-0	6	5	0	5-5	0	0	0	0	44
11/09/2024	Navy	41	46	87	8.0-22	2-10	2	1-0	0-0	0	2	0	1-1	0	0	0	0	7
11/16/2024	at Charlotte	41	22	63	7.0-41	5-38	2	2-25	2-14	6	2	0	8-8	0	0	0	7	59
11/23/2024	Tulsa	49	28	77	12.0-27	2-6	3	2-0	3-12	1	5	0	9-9	0	0	0	14	63
11/30/2024	at Rice	54	16	70	8.0-35	2-19	1	1-4	0-0	2	5	0	4-4	0	0	0	7	28
12/24/2024	vs San Jose St.	46	34	80	7.0-15	0-0	1	1-0	1-29	2	7	0	4-4	0	2	0	14	41
<b>South Fla.</b>		<b>530</b>	<b>392</b>	<b>922</b>	<b>103.0-366</b>	<b>32-212</b>	<b>16</b>	<b>13-45</b>	<b>12-132</b>	<b>37</b>	<b>51</b>	<b>0</b>	<b>49-50</b>	<b>0</b>	<b>3</b>	<b>0</b>	<b>89</b>	<b>418</b>
<b>Opponents</b>		<b>502</b>	<b>408</b>	<b>910</b>	<b>74.0-293</b>	<b>36-223</b>	<b>11</b>	<b>8-17</b>	<b>10-142</b>	<b>27</b>	<b>44</b>	<b>1</b>	<b>44-44</b>	<b>1</b>	<b>4</b>	<b>0</b>	<b>55</b>	<b>387</b>

Date	Opponent	Punting										Field Goals			Kickoffs			
		no.	yds	avg	long	blkd	tb	fc	50+	i20	md-att	long	blkd	no.	yds	avg	tb	ob
08/31/2024	Bethune-Cookman	4	186	46.5	50	0	0	2	1	2	2-2	53	0	8	511	63.9	5	0
09/07/2024	at Alabama	9	397	44.1	52	0	2	1	1	2	3-4	34	0	5	325	65.0	4	0
09/14/2024	at Southern Miss.	3	105	35.0	48	0	0	1	0	2	0-0	0	0	8	511	63.9	2	0
09/21/2024	Miami (FL)	3	145	48.3	56	0	2	0	1	1	3-4	58	0	5	320	64.0	1	0
09/28/2024	at Tulane	5	232	46.4	61	0	0	0	1	3	1-1	45	0	3	195	65.0	2	0
10/12/2024	vs Memphis	7	326	46.6	60	0	0	2	3	5	1-1	52	0	1	65	65.0	1	0
10/19/2024	UAB	8	355	44.4	59	0	0	0	2	4	0-0	0	0	6	281	46.8	4	1
11/01/2024	at Fla. Atlantic	4	184	46.0	54	0	0	1	1	1	1-2	34	0	8	517	64.6	5	0
11/09/2024	Navy	6	279	46.5	54	0	0	1	2	2	0-0	0	0	2	78	39.0	1	0
11/16/2024	at Charlotte	3	124	41.3	45	0	0	1	0	0	1-2	33	0	11	610	55.5	1	0
11/23/2024	Tulsa	5	221	44.2	53	0	0	3	2	2	0-2	0	0	10	632	63.2	4	0
11/30/2024	at Rice	6	267	44.5	52	0	0	1	2	1	0-0	0	0	3	175	58.3	0	0
12/24/2024	vs San Jose St.	7	357	51.0	72	0	0	0	5	3	3-3	41	0	6	361	60.2	1	0
<b>South Fla.</b>		<b>70</b>	<b>3178</b>	<b>45.4</b>	<b>72</b>	<b>0</b>	<b>4</b>	<b>13</b>	<b>21</b>	<b>28</b>	<b>15-21</b>	<b>58</b>	<b>0</b>	<b>76</b>	<b>4581</b>	<b>60.3</b>	<b>31</b>	<b>1</b>
<b>Opponents</b>		<b>67</b>	<b>2939</b>	<b>43.9</b>	<b>60</b>	<b>0</b>	<b>5</b>	<b>23</b>	<b>19</b>	<b>18</b>	<b>13-19</b>	<b>50</b>	<b>0</b>	<b>72</b>	<b>4308</b>	<b>59.8</b>	<b>41</b>	<b>3</b>

## 2024 OPPONENT GAME-BY-GAME TEAM STATISTICS

Date	Opponent	Rushing				Receiving				Passing				Kick Returns				Punt Returns				tot off		
		no.	yds	td	lg	no.	yds	td	lg	cmp	att	int	yds	td	lg	no.	yds	td	lg	no.	yds		td	lg
08/31/2024	Bethune-Cookman	41	48	0	12	17	122	0	19	17	33	2	122	0	19	3	46	0	23	1	2	0	2	170
09/07/2024	at Alabama	42	199	4	56	16	194	2	43	16	26	0	194	2	43	1	52	0	52	3	28	0	28	393
09/14/2024	at Southern Miss.	28	90	1	16	19	397	2	56	19	33	1	397	2	56	2	31	0	19	0	0	0	0	487
09/21/2024	Miami (FL)	29	188	4	91	24	404	3	76	24	34	1	404	3	76	3	70	0	26	0	0	0	0	592
09/28/2024	at Tulane	50	198	3	17	19	330	3	53	19	23	0	330	3	53	1	15	0	15	1	-10	0	0	528
10/12/2024	vs Memphis	31	137	0	38	28	208	2	31	28	40	1	208	2	31	0	0	0	0	0	0	0	0	345
10/19/2024	UAB	34	101	0	21	33	384	2	38	33	56	1	384	2	38	1	0	0	0	2	12	0	9	485
11/01/2024	at Fla. Atlantic	38	179	2	40	22	306	1	63	22	42	0	306	1	63	2	42	0	23	1	-2	0	0	485
11/09/2024	Navy	59	321	3	60	6	58	1	38	6	11	0	58	1	38	1	0	0	0	2	13	0	14	379
11/16/2024	at Charlotte	35	91	2	16	17	256	1	42	17	39	2	256	1	42	7	115	0	28	1	8	0	8	347
11/23/2024	Tulsa	47	223	3	77	16	255	1	72	16	34	3	255	1	72	3	179	0	84	1	9	0	9	478
11/30/2024	at Rice	40	120	1	22	27	430	3	37	27	42	0	430	3	37	3	106	0	47	0	0	0	0	550
12/24/2024	vs San Jose St.	36	161	2	18	33	279	2	28	33	58	1	280	2	28	4	79	0	34	1	-2	0	0	441
<b>Opponents</b>		<b>510</b>	<b>2056</b>	<b>25</b>	<b>91</b>	<b>277</b>	<b>3623</b>	<b>23</b>	<b>76</b>	<b>277</b>	<b>471</b>	<b>12</b>	<b>3624</b>	<b>23</b>	<b>76</b>	<b>31</b>	<b>735</b>	<b>0</b>	<b>84</b>	<b>13</b>	<b>58</b>	<b>0</b>	<b>28</b>	<b>5680</b>
<b>South Fla.</b>		<b>492</b>	<b>2343</b>	<b>34</b>	<b>64</b>	<b>262</b>	<b>2957</b>	<b>16</b>	<b>67</b>	<b>262</b>	<b>443</b>	<b>10</b>	<b>2957</b>	<b>16</b>	<b>67</b>	<b>20</b>	<b>445</b>	<b>1</b>	<b>93</b>	<b>28</b>	<b>300</b>	<b>0</b>	<b>54</b>	<b>5300</b>

### Opponents Averages

Games	Avg/ rush	Avg/ catch	Pass effic	KR avg	PR avg	All purpose avg/game	Total offense avg/game
13	4.0	13.1	134.5	23.7	4.5	508.8	436.9

Date	Opponent	Tackles			Sacks	Fumble	Pass Defense			blkd	PAT attempts			off				
		ua	a	total	tfl-yds	no-yds	ff	fr-yds	int-yds	qbh	brup	kick	kick	rush	rcv	saf	t/o	pts
08/31/2024	Bethune-Cookman	27	68	95	4.0-21	3-18	0	0-0	0-0	1	1	0	0-0	0	0	0	0	3
09/07/2024	at Alabama	39	40	79	7.0-25	4-20	0	0-0	0-0	10	6	0	6-6	0	0	0	0	42
09/14/2024	at Southern Miss.	51	26	77	7.0-28	4-20	1	1-10	0-0	2	3	0	3-3	0	0	0	24	
09/21/2024	Miami (FL)	38	42	80	7.0-35	4-27	0	0-0	2-0	2	0	1	6-6	0	1	0	50	
09/28/2024	at Tulane	34	10	44	7.0-42	6-39	2	2-0	0-0	0	2	0	6-6	0	0	0	45	
10/12/2024	vs Memphis	26	24	50	4.0-12	1-7	3	2-3	1-46	1	7	0	3-3	0	0	0	21	
10/19/2024	UAB	29	60	89	6.0-22	3-18	1	1-0	1-22	2	4	0	1-1	0	0	0	25	
11/01/2024	at Fla. Atlantic	36	40	76	7.0-18	1-7	1	0-0	0-0	0	5	0	3-3	0	0	0	21	
11/09/2024	Navy	43	18	61	4.0-26	4-26	1	1-0	2-47	3	2	0	4-4	0	0	0	28	
11/16/2024	at Charlotte	36	24	60	1.0-1	0-0	0	0-0	1-0	0	2	0	3-3	0	0	0	24	
11/23/2024	Tulsa	55	30	85	7.0-13	1-5	0	0-0	1-0	0	2	0	2-2	1	1	0	30	
11/30/2024	at Rice	42	10	52	6.0-20	3-15	2	1-4	1-0	5	8	0	3-3	0	1	0	35	
12/24/2024	vs San Jose St.	46	16	62	7.0-30	2-21	0	0-0	1-27	1	2	0	4-4	0	1	0	39	
<b>Opponents</b>		<b>502</b>	<b>408</b>	<b>910</b>	<b>74.0-293</b>	<b>36-223</b>	<b>11</b>	<b>8-17</b>	<b>10-142</b>	<b>27</b>	<b>44</b>	<b>1</b>	<b>44-44</b>	<b>1</b>	<b>4</b>	<b>0</b>	<b>387</b>	
<b>South Fla.</b>		<b>530</b>	<b>392</b>	<b>922</b>	<b>103.0-366</b>	<b>32-212</b>	<b>16</b>	<b>13-45</b>	<b>12-132</b>	<b>37</b>	<b>51</b>	<b>0</b>	<b>49-50</b>	<b>0</b>	<b>3</b>	<b>0</b>	<b>418</b>	

Date	Opponent	Punting										Field Goals			Kickoffs			
		no.	yds	avg	long	blkd	tb	fc	50+	i20	md-att	long	blkd	no.	yds	avg	tb	ob
08/31/2024	Bethune-Cookman	9	374	41.6	54	0	1	2	2	2	1-1	48	0	2	84	42.0	0	0
09/07/2024	at Alabama	7	300	42.9	50	0	0	5	3	1	0-0	0	0	7	445	63.6	5	0
09/14/2024	at Southern Miss.	4	169	42.3	47	0	0	2	0	0	1-2	31	0	5	251	50.2	1	1
09/21/2024	Miami (FL)	1	42	42.0	42	0	0	1	0	1	0-0	0	0	8	510	63.8	5	0
09/28/2024	at Tulane	2	77	38.5	45	0	0	1	0	0	1-1	35	0	8	517	64.6	5	0
10/12/2024	vs Memphis	7	305	43.6	51	0	0	3	1	3	0-1	0	0	4	275	68.8	4	0
10/19/2024	UAB	6	254	42.3	50	0	2	0	1	1	4-4	48	0	7	432	61.7	2	0
11/01/2024	at Fla. Atlantic	4	205	51.3	56	0	0	0	3	1	0-2	0	0	4	260	65.0	3	0
11/09/2024	Navy	7	348	49.7	60	0	0	1	3	3	0-0	0	0	5	312	62.4	4	0
11/16/2024	at Charlotte	6	227	37.8	46	0	0	4	0	1	1-1	50	0	4	259	64.8	3	0
11/23/2024	Tulsa	4	190	47.5	59	0	0	0	2	1	0-0	0	0	5	172	34.4	1	2
11/30/2024	at Rice	4	154	38.5	46	0	0	3	0	2	2-4	25	0	7	446	63.7	5	0
12/24/2024	vs San Jose St.	6	294	49.0	55	0	2	1	4	2	3-3	42	0	6	345	57.5	3	0
<b>Opponents</b>		<b>67</b>	<b>2939</b>	<b>43.9</b>	<b>60</b>	<b>0</b>	<b>5</b>	<b>23</b>	<b>19</b>	<b>18</b>	<b>13-19</b>	<b>50</b>	<b>0</b>	<b>72</b>	<b>4308</b>	<b>59.8</b>	<b>41</b>	<b>3</b>
<b>South Fla.</b>		<b>70</b>	<b>3178</b>	<b>45.4</b>	<b>72</b>	<b>0</b>	<b>4</b>	<b>13</b>	<b>21</b>	<b>28</b>	<b>15-21</b>	<b>58</b>	<b>0</b>	<b>76</b>	<b>4581</b>	<b>60.3</b>	<b>31</b>	<b>1</b>

## TEAM STATISTICS

## Team Statistics

	USF	OPP
<b>Scoring</b>	<b>418</b>	<b>387</b>
Points per game	32.2	29.8
Points Off Turnovers	89	55
<b>First Downs</b>	<b>265</b>	<b>295</b>
Rushing	106	110
Passing	130	150
Penalty	29	35
<b>Rushing Yardage</b>	<b>2343</b>	<b>2056</b>
Yards gained rushing	2642	2448
Yards lost rushing	299	392
Rushing attempts	492	510
Average per rush	4.8	4.0
Average per game	180.2	158.2
TDs Rushing	34	25
<b>Passing Yardage</b>	<b>2957</b>	<b>3624</b>
Comp-Att-Int	262-443-10	277-471-12
Average per pass	6.7	7.7
Average per catch	11.3	13.1
Average per game	227.5	278.8
TDs Passing	16	23
<b>Total offense</b>	<b>5300</b>	<b>5680</b>
Total plays	935	981
Average per play	5.7	5.8
Average per game	407.7	436.9
<b>Kick returns: #-Yards</b>	<b>20-445</b>	<b>31-735</b>
<b>Punt returns: #-Yards</b>	<b>28-300</b>	<b>13-58</b>
<b>Int returns: #-Yards</b>	<b>12-132</b>	<b>10-142</b>
<b>Kick return average</b>	<b>22.3</b>	<b>23.7</b>
<b>Punt return average</b>	<b>10.7</b>	<b>4.5</b>
<b>Int return average</b>	<b>11.0</b>	<b>14.2</b>
<b>Fumbles-Lost</b>	<b>15-8</b>	<b>22-13</b>
<b>Penalties-Yards</b>	<b>105-922</b>	<b>110-951</b>
Average per game	70.9	73.2
<b>Punts-Yards</b>	<b>70-3178</b>	<b>67-2939</b>
Average per punt	45.4	43.9
Net punt average	43.7	38.2
<b>Kickoffs-Yards</b>	<b>76-4581</b>	<b>72-4308</b>
Average per kick	60.3	59.8
Net kick average	37.3	37.9
<b>Time of possession / game</b>	<b>25:08</b>	<b>34:52</b>
<b>3rd-down conversion</b>	<b>77/195</b>	<b>67/194</b>
3rd-down pct	39%	35%
<b>4th-down conversion</b>	<b>15/27</b>	<b>15/30</b>
4th-down pct	56%	50%
<b>Sacks by-Yards</b>	<b>32-212</b>	<b>36-223</b>
<b>Misc Yards</b>	<b>0</b>	<b>0</b>
<b>Touchdowns scored</b>	<b>53</b>	<b>49</b>
<b>Field goals - attempts</b>	<b>15-21</b>	<b>13-19</b>
<b>On-Side kicks</b>	<b>0-3</b>	<b>0-1</b>
<b>Red-zone scores</b>	<b>(44-51) 86%</b>	<b>(40-51) 78%</b>
<b>Red-zone touchdowns</b>	<b>(34-51) 67%</b>	<b>(32-51) 63%</b>
<b>PAT-attempts</b>	<b>(49-50) 98%</b>	<b>(44-44) 100%</b>
<b>2-point conversion-attempts</b>	<b>(3-6) 50%</b>	<b>(5-8) 63%</b>
<b>Attendance</b>	<b>185178</b>	<b>195968</b>
Games / Avg per game	5/37036	6/32661
Neutral site games	-	2/5043

## DEFENSIVE STATISTICS

## Team Defense

##	Player	gp	Tackles				tfl/yds	Sacks	Pass defense			Fumbles		blkd	
			ua	a	tot	no-yds		int-yds	brup	qbh	fr-yds	ff	kick	saf	
24	Mac Harris	13	54	28	82	12-51	4-32	.	2	6	1-25	2	.	.	
2	Tavin Ward	13	41	21	62	2-6	.	3-29	3	.	1-0	.	.	.	
7	Jhalyn Shuler	10	34	27	61	7-27	3.5-20	2-55	1	4	.	3	.	.	
6	Jamie Pettway	13	25	31	56	6.5-16	2-9	.	2	2	1-4	.	.	.	
12	Tawfiq Byard	12	34	20	54	8-25	2-13	1-12	.	.	1-0	.	.	.	
20	Brent Austin	13	36	12	48	.	.	2-14	10	.	.	.	.	.	
22	De'Shawn Rucker	11	36	6	42	2-7	.	.	7	.	.	1	.	.	
90	Decarius Hawthorne	13	18	22	40	10.5-30	2.5-10	.	2	3	1-0	1	.	.	
10	D'Marco Augustin	11	20	19	39	2-3	.	1-22	1	.	.	.	.	.	
34	Rico Watson III	13	21	16	37	6-21	2.5-17	.	.	2	.	1	.	.	
3	Bernard Gooden	13	14	21	35	10-28	1.5-9	.	2	4	2-0	.	.	.	
13	Kajuan Banks	13	19	11	30	3-22	2-18	.	4	3	.	.	.	.	
14	Michael Williams II	13	15	15	30	6.5-27	2-16	.	2	5	.	.	.	.	
8	DJ Gordon IV	13	15	14	29	1-4	0.5-3	.	.	2	1-0	1	.	.	
11	D.J. Harris	13	9	17	26	3.5-12	2-11	.	3	2	.	1	.	.	
4	Jason Vaughn	10	12	10	22	4-15	1-10	.	.	.	.	.	.	.	
1	Ben Knox	13	15	7	22	1-11	1-11	.	6	.	1-0	2	.	.	
17	Rodney Hill	13	9	9	18	0.5-1	.	.	.	1	.	.	.	.	
0	Doug Blue-Eli	10	5	12	17	1.5-3	.	1-0	.	.	.	.	.	.	
5	Caqavouis Berryhill	13	12	4	16	1-1	.	.	1	.	1-16	.	.	.	
28	Jarvis Lee	13	8	6	14	2.5-10	1-7	.	1	1	1-0	2	.	.	
21	Jaelen Stokes	13	5	8	13	1-5	0.5-4	.	.	.	.	1	.	.	
97	Jahari Grant	8	3	10	13	2-5	0.5-4	.	.	.	.	.	.	.	
37	Fred Gaskin	13	9	3	12	.	.	1-0	1	.	.	.	.	.	
50	Dinellson Exume	11	6	6	12	1.5-2	1-0	.	.	.	.	.	.	.	
32	James Chenault	13	11	1	12	.	.	1-0	2	.	.	.	.	.	
30	Ira Singleton	13	5	6	11	2.5-18	2.5-18	.	.	1	.	.	.	.	
44	Jacquez Williams	4	4	4	8	1-2	.	.	1	.	.	.	.	.	
91	Ryan Jenkins	6	3	5	8	1-2	.	.	.	.	.	.	.	.	
99	Rashad Cheney	3	1	5	6	1-2	.	.	.	.	.	.	.	.	
19	JeyQuan Smith	13	4	1	5	.	.	.	.	.	.	.	.	.	
9	Aamaris Brown-Bunkley	5	2	2	4	.	.	.	.	.	.	.	.	.	
33	Ashton Mosley	5	2	2	4	0.5-1	.	.	.	.	.	.	.	.	
5	Nay'Quan Wright	13	2	1	3	.	.	.	.	.	.	.	.	.	
23	Yasias Young	12	2	1	3	.	.	.	.	.	.	.	.	.	
15	Tyree Kelly	12	3	.	3	.	.	.	.	.	.	.	.	.	
26	Jermaine Dalias	3	2	1	3	.	.	.	1	.	.	.	.	.	
95	Garrett Cates	13	.	2	2	.	.	.	.	.	.	.	.	.	
54	Amer Amer	13	2	.	2	.	.	.	.	.	.	.	.	.	
58	Reggie Johnson II	4	1	1	2	.	.	.	.	.	.	.	.	.	
16	Langston Long	8	1	1	2	1-7	.	.	.	.	.	1	.	.	
38	Sean Atkins	13	1	.	1	.	.	.	.	.	.	.	.	.	
70	RJ Perry	12	1	.	1	.	.	.	.	.	.	.	.	.	
62	Derek Bowman	13	1	.	1	.	.	.	.	.	.	.	.	.	
87	Gunnar Greenwald	11	1	.	1	.	.	.	.	.	.	.	.	.	
42	Lewai Mitchell	5	.	1	1	0.5-1	.	.	.	.	.	.	.	.	
36	Andrew Stokes	13	1	.	1	.	.	.	.	.	.	.	.	.	
96	Chad Elder	7	.	1	1	.	.	.	.	.	.	.	.	.	
81	Keshaun Singleton	12	1	.	1	.	.	.	.	.	.	.	.	.	
47	Evan Dangler	13	1	.	1	.	.	.	.	.	.	.	.	.	
40	Ty Ippolito	4	1	.	1	.	.	.	.	.	.	.	.	.	
25	Nico Gramatica	13	1	.	1	.	.	.	.	.	1-0	.	.	.	
92	Braden Chisholm	4	.	1	1	0.5-1	.	.	.	.	.	.	.	.	
29	Deylen Platt	5	.	1	1	.	.	.	.	.	.	.	.	.	
53	Zavier Hamilton	3	1	.	1	.	.	.	.	.	.	.	.	.	
39	John Cannon	12	.	.	.	.	.	.	.	.	.	.	.	.	
	<b>Totals</b>	<b>13</b>	<b>530</b>	<b>392</b>	<b>922</b>	<b>103-366</b>	<b>32-212</b>	<b>12-132</b>	<b>51</b>	<b>37</b>	<b>13-45</b>	<b>16</b>	<b>0</b>	<b>0</b>	
	Opponents	13	502	408	910	74-293	36-223	10-142	44	27	8-17	11	1	0	

# 2024 GAME-BY-GAME STATISTICS

## GAME-BY-GAME PASSING

#3 Bryce Archie	Comp	Att	Int	Pct	Yards	TD	Long	Sacked	Effic.
Bethune-Cookman	2	3	0	66.7	20	1	15	2-11	232.7
Alabama	1	1	0	100.0	0	0	0	0-0	100.0
Miami (FL)	6	12	2	50.0	37	0	13	2-13	42.6
Tulane	4	10	0	40.0	41	0	16	2-11	74.4
Memphis	22	41	1	53.7	234	0	48	1-7	96.7
UAB	17	31	1	54.8	201	2	67	3-18	124.1
Fla. Atlantic	19	32	0	59.4	206	2	29	1-7	134.1
Navy	26	43	2	60.5	282	1	48	4-26	113.9
Charlotte	11	16	1	68.8	126	0	44	0-0	122.4
Tulsa	21	31	1	67.7	305	2	58	1-5	165.2
Rice	19	35	1	54.3	227	1	52	3-15	112.5
San Jose St.	24	35	1	68.6	235	0	42	2-21	119.3
<b>Totals</b>	<b>172</b>	<b>290</b>	<b>10</b>	<b>59.3</b>	<b>1914</b>	<b>9</b>	<b>67</b>	<b>21-134</b>	<b>118.1</b>

#13 Israel Carter	Comp	Att	Int	Pct	Yards	TD	Long	Sacked	Effic.
Tulsa	6	8	0	75.0	102	2	59	0-0	264.6
Rice	5	6	0	83.3	93	2	32	0-0	323.5
<b>Totals</b>	<b>11</b>	<b>14</b>	<b>0</b>	<b>78.6</b>	<b>195</b>	<b>4</b>	<b>59</b>	<b>0-0</b>	<b>289.9</b>

#17 Byrum Brown	Comp	Att	Int	Pct	Yards	TD	Long	Sacked	Effic.
Bethune-Cookman	13	20	0	65.0	152	0	44	1-7	128.8
Alabama	15	35	0	42.9	103	0	14	4-20	67.6
Southern Miss.	19	29	0	65.5	193	2	35	4-20	144.2
Miami (FL)	19	30	0	63.3	254	0	64	2-14	134.5
Tulane	12	18	0	66.7	134	0	51	4-28	129.2
<b>Totals</b>	<b>78</b>	<b>132</b>	<b>0</b>	<b>59.1</b>	<b>836</b>	<b>2</b>	<b>64</b>	<b>15-89</b>	<b>117.3</b>

#38 Sean Atkins	Comp	Att	Int	Pct	Yards	TD	Long	Sacked	Effic.
Southern Miss.	0	1	0	0.0	0	0	0	0-0	0.0
Miami (FL)	1	1	0	100.0	12	1	12	0-0	530.8
Navy	0	1	0	0.0	0	0	0	0-0	0.0
<b>Totals</b>	<b>1</b>	<b>3</b>	<b>0</b>	<b>33.3</b>	<b>12</b>	<b>1</b>	<b>12</b>	<b>0-0</b>	<b>176.9</b>

## Rushing

Player	No-Yds/TD	BCU	UA	USM	UM	Tulane	Mem	UAB	FAU	Navy	CLT	Tulsa	Rice	SJSU
Kelley Joiner	121-799/12	14-78/2	6-25/0	10-117/2	6-31/0	2--3/0	9-22/0	15-94/2	11-89/1	9-23/0	9-140/2	10-131/2	9-19/0	11-33/1
Nay'Quan Wright	109-510/8	7-19/1	11-64/0	15-105/1	6-11/0	7-38/0	2-3/0	9-22/0	17-117/1	3-10/0	7-43/2	14-27/1	6-35/1	5-16/1
Ta'Ron Keith	78-419/8	7-39/1	5-13/1	8-53/1	3-1/0	5-10/0	4-4/0	9-41/1	3-81/1	4-11/0	8-45/1	13-85/1	3-31/0	6-5/1
Byrum Brown	68-269/3	8-74/1	23-108/0	15-72/1	14-27/0	8--12/1	DNP	DNP	DNP	DNP	DNP	DNP	DNP	-
Bryce Archie	68-129/2	2--11/0	-	DNP	3--8/0	2--11/0	4--5/0	7--7/0	8-25/1	8-15/0	6-72/0	7-40/1	10-19/0	11-0/0
Yasias Young	16-56/0	7-30/0	-	-	-	1-4/0	-	-	2-4/0	DNP	4-12/0	2-6/0	-	-
Israel Carter	10-46/0	DNP	DNP	DNP	DNP	DNP	DNP	DNP	1-4/0	DNP	3-29/0	4-8/0	2-5/0	DNP
Alvon Isaac	6-50/1	1-2/0	DNP	DNP	DNP	DNP	DNP	DNP	-	DNP	3-37/1	2-11/0	DNP	DNP
Jaylen Johnson	6-33/0	DNP	DNP	DNP	DNP	DNP	DNP	DNP	DNP	DNP	6-33/0	DNP	DNP	DNP
John Cannon	1-17/0	-	-	1-17/0	-	-	DNP	-	-	-	-	-	-	-
Sean Atkins	1-14/0	-	-	-	-	-	-	-	-	-	1-14/0	-	-	-
Joshua Porter	1-5/0	-	-	1-5/0	-	-	-	-	-	-	-	-	-	-
Cole Skinner	1-2/0	-	DNP	DNP	-	-	-	-	-	-	-	-	DNP	1-2/0
JeyQuan Smith	1-1/0	-	-	-	-	-	-	-	-	1-1/0	-	-	-	-
Michael Brown-Stephens	1-0/0	-	-	1-0/0	-	-	-	-	-	-	-	-	-	-

## Receiving

Player	No-Yds/TD	BCU	UA	USM	UM	Tulane	Mem	UAB	FAU	Navy	CLT	Tulsa	Rice	SJSU
Sean Atkins	79-781/2	4-42/0	4-35/0	5-87/0	10-107/0	3-20/0	5-35/0	4-14/0	6-57/1	7-70/0	6-32/0	7-68/0	7-110/1	11-104/0
Michael Brown-Stephens	29-379/4	2-27/1	2-21/0	2-35/0	2-20/0	3-30/0	1-31/0	3-32/0	1-29/0	1-13/1	-	5-56/1	6-80/1	1-5/0
Keshaun Singleton	26-408/3	-	DNP	-	-	-	-	4-105/1	2-21/0	4-38/0	-	5-96/1	7-107/1	4-41/0
Joshua Porter	25-230/0	1-6/0	2-9/0	2-5/0	1-5/0	2-15/0	5-44/0	3-13/0	1-19/0	4-37/0	-	3-47/0	-	1-30/0
Nay'Quan Wright	22-149/0	1-10/0	3-11/0	3-11/0	1-1/0	-	2-7/0	1-3/0	2-12/0	2-10/0	2-50/0	2-12/0	-	3-22/0
Abdur-Rahmaan Yaseen	21-254/0	5-73/0	1-13/0	3-31/0	3-22/0	5-84/0	DNP	DNP	-	DNP	DNP	1-15/0	1-6/0	2-10/0
Payten Singletary	18-215/2	-	-	3-21/1	3-45/0	-	3-16/0	-	1-12/0	-	2-39/0	3-54/1	2-5/0	1-23/0
Ta'Ron Keith	13-157/0	-	3-6/0	-	2-67/0	-	3-30/0	-	3-42/0	2-12/0	-	-	-	-
Joshua Hardeman	9-140/1	1-9/0	-	1-3/1	2-24/0	2-23/0	2-69/0	-	-	DNP	DNP	-	1-12/0	DNP
Kelley Joiner	8-51/2	-	1-8/0	-	1-0/0	1-3/0	-	2-34/1	1-3/1	1-3/0	-	-	-	1-0/0
JeyQuan Smith	6-106/0	1-5/0	-	-	-	-	-	-	2-11/0	2-85/0	1-5/0	-	-	-
Brandon Winton	3-14/0	-	DNP	DNP	DNP	DNP	DNP	DNP	DNP	3-14/0	-	DNP	DNP	-
Jonathan Echols	1-59/1	-	DNP	DNP	DNP	DNP	DNP	DNP	DNP	DNP	DNP	1-59/1	DNP	DNP
Byrum Brown	1-12/1	-	-	-	1-12/1	-	DNP	DNP	DNP	DNP	DNP	DNP	DNP	-
Gunnar Greenwald	1-2/0	-	-	-	-	-	1-2/0	DNP	DNP	-	-	-	-	-

## GAME-BY-GAME TACKLES

## Total Tackles

Player	S-A	Total	BCU	UA	USM	UM	Tulane	Mem	UAB	FAU	Navy	CLT	Tulsa	Rice	SJSU
Mac Harris	54-28	82	3-4	3-4	5-0	2-3	5-1	4-5	5-2	4-1	3-3	4-1	3-0	9-0	4-4
Tavin Ward	41-21	62	1-0	1-2	2-0	3-1	4-2	1-4	4-2	5-2	5-0	4-0	3-0	4-2	4-6
Jhalyn Shuler	34-27	61	1-1	DNP	DNP	DNP	1-0	5-5	1-4	5-4	4-5	3-2	2-0	5-1	7-5
Jamie Pettway	25-31	56	1-3	2-4	3-2	2-4	1-1	3-3	1-6	3-4	1-2	2-0	5-1	1-0	0-1
Tawfiq Byard	34-20	54	1-0	5-2	4-0	4-2	2-0	2-0	3-4	0-1	1-2	6-5	3-2	3-2	DNP
Brent Austin	36-12	48	-	4-2	3-1	3-1	4-0	2-1	6-1	1-2	1-1	5-1	-	6-1	1-1
De'Shawn Rucker	36-6	42	3-0	10-0	4-0	4-1	DNP	3-0	DNP	3-1	0-4	3-0	2-0	1-0	3-0
Decarius Hawthorne	18-22	40	1-1	1-3	-	0-5	3-1	2-3	3-1	3-3	0-2	1-1	2-1	1-0	1-1
D'Marco Augustin	20-19	39	1-1	1-4	DNP	1-1	3-0	1-1	2-4	2-2	1-1	DNP	-	3-1	5-4
Rico Watson III	21-16	37	1-5	1-0	1-0	2-0	-	3-0	3-3	2-0	3-4	1-2	0-1	-	4-1
Bernard Gooden	14-21	35	0-1	-	-	1-1	2-2	0-2	2-3	1-1	2-3	0-1	0-4	4-1	2-2
Kajuan Banks	19-11	30	1-0	4-1	2-0	0-3	1-0	2-2	1-1	1-3	3-0	1-0	-	1-0	2-1
Michael Williams II	15-15	30	1-1	-	1-2	1-0	1-1	0-1	3-2	1-2	3-1	0-2	0-3	3-0	1-0
DJ Gordon IV	15-14	29	1-2	-	1-0	0-3	2-0	3-0	0-2	1-1	1-3	1-0	5-3	-	-
D.J. Harris	9-17	26	1-2	-	0-2	1-1	1-0	1-0	0-3	1-0	1-4	1-1	1-0	1-2	0-2
Ben Knox	15-7	22	1-0	1-0	1-0	0-1	3-0	0-1	2-1	-	1-0	-	1-0	3-1	2-3
Jason Vaughn	12-10	22	DNP	2-3	2-0	0-2	3-1	DNP	DNP	2-0	0-3	-	2-1	-	1-0
Rodney Hill	9-9	18	1-6	-	2-2	-	3-0	-	-	-	-	-	3-1	-	-
Doug Blue-Eli	5-12	17	1-2	-	0-1	1-1	2-1	0-3	-	0-1	DNP	DNP	1-1	0-2	DNP
Caqavouis Berryhill	12-4	16	1-0	-	1-1	1-0	3-0	-	1-1	2-0	-	2-0	0-1	1-1	-
Jarvis Lee	8-6	14	0-1	-	1-0	0-1	-	1-0	-	-	0-2	-	0-1	3-1	3-0
Jaelen Stokes	5-8	13	1-3	-	0-1	-	-	-	-	1-1	1-2	1-0	1-0	-	0-1
Jahari Grant	3-10	13	1-5	-	DNP	DNP	DNP	-	DNP	-	1-1	0-2	1-2	DNP	-
James Chenault	11-1	12	1-1	-	-	-	2-0	3-0	-	-	-	1-0	4-0	-	-
Fred Gaskin	9-3	12	2-0	-	-	-	-	-	1-0	0-1	-	0-1	2-0	2-0	2-1
Dinellson Exume	6-6	12	1-1	-	-	-	1-1	0-2	-	DNP	-	1-1	3-1	DNP	-
Ira Singleton	5-6	11	1-0	-	1-0	-	0-1	0-1	1-0	0-1	-	-	1-2	0-1	1-0
Jacquez Williams	4-4	8	DNP	DNP	DNP	DNP	0-1	DNP	DNP	0-1	3-2	1-0	DNP	DNP	DNP
Ryan Jenkins	3-5	8	-	DNP	DNP	DNP	DNP	DNP	0-1	0-2	3-0	0-1	0-1	DNP	DNP
Rashad Cheney	1-5	6	DNP	0-1	1-1	0-3	DNP	DNP	DNP	DNP	DNP	DNP	DNP	DNP	DNP
JeyQuan Smith	4-1	5	1-1	-	-	-	1-0	-	-	1-0	-	-	-	-	1-0
Aamaris Brown-Bunkley	2-2	4	-	DNP	-	0-1	2-1	DNP	DNP	DNP	DNP	DNP	DNP	-	DNP
Ashton Mosley	2-2	4	1-1	-	1-0	0-1	DNP	DNP	DNP	DNP	DNP	DNP	DNP	DNP	-
Tyree Kelly	3-0	3	-	-	-	-	-	-	-	-	-	2-0	1-0	-	DNP
Nay'Quan Wright	2-1	3	-	-	0-1	-	-	-	1-0	-	-	-	-	-	1-0
Yasias Young	2-1	3	-	-	-	-	-	-	-	-	DNP	1-0	-	1-0	0-1
Jermaine Dalias	2-1	3	-	DNP	DNP	DNP	DNP	DNP	DNP	DNP	DNP	-	2-1	DNP	DNP
Amer Amer	2-0	2	-	-	-	-	-	-	1-0	-	-	-	1-0	-	-
Langston Long	1-1	2	-	DNP	-	DNP	DNP	-	-	-	DNP	0-1	-	1-0	DNP
Reggie Johnson II	1-1	2	1-1	DNP	DNP	DNP	DNP	DNP	-	-	DNP	DNP	-	DNP	DNP
Garrett Cates	0-2	2	0-1	-	-	-	-	-	-	-	0-1	-	-	-	-
Nico Gramatica	1-0	1	-	-	-	-	-	-	-	-	-	-	-	1-0	-
Andrew Stokes	1-0	1	-	1-0	-	-	-	-	-	-	-	-	-	-	-
Sean Atkins	1-0	1	-	-	-	-	-	-	-	-	1-0	-	-	-	-
Ty Ippolito	1-0	1	-	DNP	DNP	1-0	DNP	DNP	DNP	DNP	DNP	-	-	DNP	DNP
Evan Dangler	1-0	1	-	-	-	-	-	-	-	-	1-0	-	-	-	-
Zavier Hamilton	1-0	1	-	DNP	DNP	DNP	DNP	DNP	DNP	-	DNP	DNP	DNP	DNP	1-0
Derek Bowman	1-0	1	-	-	-	-	-	-	-	-	1-0	-	-	-	-
RJ Perry	1-0	1	-	-	-	-	DNP	1-0	-	-	-	-	-	-	-
Keshaun Singleton	1-0	1	-	DNP	-	-	1-0	-	-	-	-	-	-	-	-
Gunnar Greenwald	1-0	1	-	-	1-0	-	-	-	DNP	DNP	-	-	-	-	-
Deylen Platt	0-1	1	-	-	DNP	DNP	DNP	DNP	0-1	-	DNP	DNP	DNP	DNP	-
Lewai Mitchell	0-1	1	0-1	-	-	-	-	DNP	DNP	DNP	DNP	DNP	DNP	DNP	DNP
Braden Chisholm	0-1	1	0-1	DNP	-	DNP	DNP	DNP	-	-	DNP	DNP	DNP	DNP	DNP
Chad Elder	0-1	1	-	-	DNP	DNP	DNP	DNP	-	-	-	-	0-1	DNP	DNP

# 2024 FINAL NCAA/CONFERENCE RANKINGS - TEAM

Statistic	Rank	Rank	Value	National Leader	Value	Leader	Value
3rd Down Conversion Pct (133 ranked)	76	6	0.395	Miami (FL)	0.563	Tulane	0.503
3rd Down Conversion Pct Defense (133 ranked)	29	3	0.345	Wyoming	0.259	UTSA	0.311
4th Down Conversion Pct (133 ranked)	55	3	0.556	Minnesota	0.909	Army West Point	0.775
4th Down Conversion Pct Defense (133 ranked)	43	8	0.500	South Carolina	0.304	UTSA	0.333
Blocked Kicks (60 ranked)				Louisville Notre Dame	6 6	4 teams tied	2
Blocked Kicks Allowed (132 ranked)	45	7	1	44 teams tied	0	6 teams tied	0
Blocked Punts (20 ranked)				UNLV	5	North Texas	2
Blocked Punts Allowed (132 ranked)	1	1	0	80 teams tied	0	9 teams tied	0
Completion Percentage (133 ranked)	90	8	0.591	Colorado	0.732	Memphis	0.647
Defensive TDs (63 ranked)	32	4	2	Notre Dame Tulane	6 6	Tulane	6
Fewest Penalties (133 ranked)	127	13	105	Air Force	38	Army West Point	45
Fewest Penalties Per Game (133 ranked)	125	12	8.08	Iowa	3.15	Army West Point	3.21
Fewest Penalty Yards (133 ranked)	126	13	922	Air Force	346	Army West Point	441
Fewest Penalty Yards Per Game (133 ranked)	124	12	70.92	Iowa St.	28.00	Army West Point	31.50
First Downs Defense (133 ranked)	123	13	295	Indiana	192	Rice	214
First Downs Offense (133 ranked)	62	7	265	Penn St.	367	North Texas	309
Fumbles Lost (133 ranked)	83	7	8	San Diego St.	1	Memphis	2
Fumbles Recovered (132 ranked)	4	2	13	Memphis	15	Memphis	15
Kickoff Return Defense (133 ranked)	117	10	23.71	Arizona	12.50	North Texas	16.00
Kickoff Returns (133 ranked)	34	6	22.25	UTSA	32.80	UTSA	32.80
Net Punting (133 ranked)	7	1	43.43	Southern California	45.40	South Fla.	43.43
Passes Had Intercepted (133 ranked)	54	5	10	4 teams tied	4	Army West Point	4
Passes Intercepted (133 ranked)	44	5	12	BYU Texas	22 22	Army West Point	18
Passing Offense (133 ranked)	67	8	227.5	Syracuse	370.0	North Texas	328.2
Passing Yards Allowed (133 ranked)	127	13	278.8	Iowa St.	165.6	Rice	173.8
Passing Yards per Completion (133 ranked)	103	11	11.29	Air Force	17.37	Army West Point	17.09
Punt Return Defense (133 ranked)	18	4	4.46	Alabama	1.00	North Texas	1.33
Punt Returns (133 ranked)	35	3	10.71	Baylor	20.71	UAB	20.56
Red Zone Defense (133 ranked)	33	6	0.784	Army West Point	0.600	Army West Point	0.600
Red Zone Offense (133 ranked)	50	6	0.863	Old Dominion	0.950	Army West Point	0.909
Rushing Defense (133 ranked)	81	6	158.2	Indiana	80.2	UTSA	109.3
Rushing Offense (133 ranked)	39	5	180.2	Army West Point	300.5	Army West Point	300.5
Sacks Allowed (133 ranked)	110	12	2.77	New Mexico	0.42	Army West Point	0.43
Scoring Defense (133 ranked)	100	7	29.8	Ohio St.	12.9	Army West Point	15.5
Scoring Offense (133 ranked)	33	5	32.2	Miami (FL)	43.9	Memphis	35.7
Tackles for Loss Allowed (133 ranked)	81	7	5.69	New Mexico	2.17	Army West Point	2.86
Team Passing Efficiency (133 ranked)	110	11	122.62	Ole Miss	176.60	Tulane	157.36
Team Passing Efficiency Defense (133 ranked)	76	10	134.46	Notre Dame	104.40	Tulane	113.59
Team Sacks (133 ranked)	41	4	2.46	Ole Miss	4.00	UTSA	3.23
Team Tackles for Loss (133 ranked)	6	2	7.9	Ole Miss	9.2	UTSA	8.8
Time of Possession (133 ranked)	133	14	25.08	Army West Point	34:39	Army West Point	34:39
Total Defense (133 ranked)	118	12	436.9	Ohio St.	254.6	Army West Point	297.9
Total Offense (133 ranked)	46	5	407.7	Miami (FL)	537.2	North Texas	488.8
Turnover Margin (133 ranked)	31	4	0.54	James Madison	1.54	Memphis	1.38
Turnovers Gained (132 ranked)	13	2	25	Notre Dame	33	Memphis	26
Turnovers Lost (133 ranked)	63	5	18	Vanderbilt	7	Memphis	8
Winning Percentage (133 ranked)	59	6	0.538	Oregon	0.929	Army West Point	0.857

# 2024 FINAL NCAA/CONFERENCE RANKINGS - INDIVIDUAL

Statistic	Player	Rank	Rank	Value	National Leader	Value	Leader	Value
All Purpose (199 ranked)	Sean Atkins Kelley Joiner	128 174	17 21	82.23 75.38	Ashton Jeanty, Boise St.	196.43	Mario Anderson Jr., Memphis	129.85
Blocked Kicks (4 ranked)					Ricky White III, UNLV	4	Elo MODOZIE, Army West Point	2
Combined Kick Returns (199 ranked)	Sean Atkins Ta'Ron Keith Kelley Joiner	99 100 188	13 14 22	274 267 130	Kaden Wetjen, Iowa	1,055	Henry Rutledge, Charlotte	653
Completion Percentage (118 ranked)	Bryce Archie	88	7	0.593	Shedeur Sanders, Colorado	0.740	Darian Mensah, Tulane	0.659
Completions Per Game (99 ranked)	Bryce Archie	95	7	14.33	Kyle McCord, Syracuse	30.08	Chandler Morris, North Texas	26.83
Field Goal Percentage (115 ranked)	John Cannon	62	4	0.750	Ryan Fitzgerald, Florida St. Stephen Rusnak, Charlotte	1.000 1.000	Stephen Rusnak, Charlotte	1.000
Field Goals Per Game (138 ranked)	John Cannon Nico Gramatica	79 130	4 15	1.00 0.23	Kenneth Almendares, Louisiana	2.00	Jonah Delange, UAB	1.75
Forced Fumbles (18 ranked)	Jhalyn Shuler	12	2	0.30	Red Murdock, Buffalo	0.54	Greg Rubin, Memphis	0.31
Fumbles Recovered (19 ranked)	Bernard Gooden	19	3	2	Sam Howard, Tulane	5	Sam Howard, Tulane	5
Interceptions Per Game (143 ranked)	Tavin Ward Jhalyn Shuler	81 129	8 15	0.2 0.2	Nohl Williams, California	0.5	Zah Frazier, UTSA	0.5
Kickoff Return TDs (5 ranked)	Ta'Ron Keith	5	3	1	4 players tied	2	Chris Carpenter, UTSA Rayshawn Pleasant, Tulane	2 2
Kickoff Returns (58 ranked)					Ian Foster, Marshall	32.4	Winston Wright Jr., East Carolina	26.8
Passes Defended (10 ranked)					Raion Strader, Miami (OH)	1.7	Zah Frazier, UTSA	1.3
Passing Efficiency (118 ranked)	Bryce Archie	111	10	118.1	Jaxson Dart, Ole Miss	180.7	Darian Mensah, Tulane	166.7
Passing TDs (159 ranked)	Bryce Archie Israel Carter	120 159	12 19	9 4	Cameron Ward, Miami (FL)	39	Chandler Morris, North Texas	31
Passing Yards (130 ranked)	Bryce Archie	96	9	1,914	Kyle McCord, Syracuse	4,779	Chandler Morris, North Texas	3,774
Passing Yards Per Game (130 ranked)	Bryce Archie	104	9	159.5	Kyle McCord, Syracuse	367.6	Chandler Morris, North Texas	314.5
Passing Yards per Completion (118 ranked)	Bryce Archie	93	8	11.13	Deshawn Purdie, Charlotte	18.02	Deshawn Purdie, Charlotte	18.02
Points Responsible For (199 ranked)	Kelley Joiner John Cannon	180 193	14 17	84 83	Cameron Ward, Miami (FL)	272	Bryson Daily, Army West Point	246
Points Responsible For Per Game (199 ranked)	John Cannon	184	16	6.9	John Mateer, Washington St.	22.3	Bryson Daily, Army West Point	18.9
Punt Return TDs (4 ranked)					Courtney Jackson, Arkansas St. Parker Kingston, BYU Kam Shanks, UAB	2 2 2	Kam Shanks, UAB	2
Punt Returns (40 ranked)	Sean Atkins	13	2	10.1	Kam Shanks, UAB	20.6	Kam Shanks, UAB	20.6
Punting (79 ranked)	Andrew Stokes	8	2	45.4	Alex Mastromanno, Florida St.	49.3	Riley Riethman, Navy	45.7
Receiving TDs (170 ranked)	Michael Brown-Stephens	170	17	4	Nick Nash, San Jose St.	16	DT Sheffield, North Texas	11
Receiving Yards (199 ranked)	Sean Atkins	93	9	781	Harold Fannin Jr., Bowling Green	1,555	Mario Williams, Tulane	1,031
Receiving Yards Per Game (200 ranked)	Sean Atkins	99	10	60.1	Harold Fannin Jr., Bowling Green	119.6	Dante Wright, Temple	88.0
Receptions Per Game (199 ranked)	Sean Atkins	25	2	6.1	Harold Fannin Jr., Bowling Green	9.0	Dante Wright, Temple	6.8
Rush Yards Per Carry (155 ranked)					Devon Dampier, New Mexico	7.52	Blake Horvath, Navy	7.12
Rushing TDs (171 ranked)	Kelley Joiner Ta'Ron Keith Nay'Quan Wright	35 84 84	5 12 12	12 8 8	Bryson Daily, Army West Point	32	Bryson Daily, Army West Point	32
Rushing Yards (200 ranked)	Kelley Joiner Nay'Quan Wright	83 181	9 17	799 510	Ashton Jeanty, Boise St.	2,601	Bryson Daily, Army West Point	1,659
Rushing Yards Per Game (199 ranked)	Kelley Joiner Nay'Quan Wright	98 195	11 20	61.5 39.2	Ashton Jeanty, Boise St.	185.8	Bryson Daily, Army West Point	127.6
Sacks (142 ranked)					Donovan Ezeiruaku, Boston College	1.38	Jimmori Robinson, UTSA	0.88
Scoring (200 ranked)	John Cannon Kelley Joiner	83 102	8 10	6.9 6.5	Bryson Daily, Army West Point	14.8	Bryson Daily, Army West Point	14.8
Tackles For Loss (15 ranked)					Mike Green, Marshall	1.7	Jimmori Robinson, UTSA	1.4
Total Interceptions (53 ranked)	Tavin Ward	53	6	3	Nohl Williams, California	7	Zah Frazier, UTSA	6
Total Offense (200 ranked)	Bryce Archie	108	11	170.3	Jaxson Dart, Ole Miss	367.2	Chandler Morris, North Texas	334.7
Total Points Scored (150 ranked)	Kelley Joiner John Cannon	87 98	8 11	84 83	Bryson Daily, Army West Point	192	Bryson Daily, Army West Point	192
Total Tackles (500 ranked)	Mac Harris Jhalyn Shuler Tavin Ward Tawliq Byard	173 201 422 476	15 19 37 44	6.3 6.1 4.8 4.5	Shaun Dolac, Buffalo	12.9	Colin Ramos, Navy	9.9
Total Touchdowns (139 ranked)	Kelley Joiner Ta'Ron Keith Nay'Quan Wright	33 103 139	5 13 18	14 9 8	Bryson Daily, Army West Point	32	Bryson Daily, Army West Point	32
Yards per Pass Attempt (118 ranked)	Bryce Archie	105	7	6.60	Jaxson Dart, Ole Miss	10.75	Darian Mensah, Tulane	9.49
Yards per Reception (200 ranked)	Keshaun Singleton Michael Brown-Stephens	82 188	10 19	15.69 13.07	Dont'e Thornton Jr., Tennessee	25.42	O'Mega Blake, Charlotte	24.84