



2025 SPRING PROSPECTUS

FOOTBALL

QUICK FACTS

Location: Tampa, Fla.**Enrollment:** 50,577**Nickname:** Bulls**Colors:** Green & Gold**Stadium (Capacity):**

Raymond James Stadium (65,857)

Stadium Surface: Tifway Bermuda 419**Conference:** American Athletic**President:** Rhea Law**Athletic Director:** Michael Kelly**Head Football Coach:** Alex Golesh**Record at USF:** 14-12, (8-8 AAC), 3rd year**Record Overall:** same**Football Office Phone:** 813-974-7170

ATHLETIC COMMUNICATIONS

Associate AD/Communications/**Football Contact:** Brian SiegristSiegrist@USF.edu **Cell:** 813-293-3897**Assistant Communications Director/****Secondary Football:** Micah BanksMicahBanks@usf.edu **Cell:** 571-439-2006**Athletics Address:**

4202 E. Fowler Ave. ATH 100

Tampa, Fla. 33620

TEAM INFORMATION

2024 Overall Record: 7-6**2024 American Athletic Record:** 4-4**Starters Returning/Lost:** 14/10**Offense:** 6/5**Defense:** 8/3**Special Teams:** 0/2**Lettermen Returning/Lost:** 51/33**Offense:** 23/17**Defense:** 25/16**Special Teams:** 3/2

FOOTBALL HISTORY

First Year: 1997**First Year in FBS:** 2000**Record (years):** 175-160 (29th season)**FBS Record (years):** 155-147 (26th season)**Bowl Appearances/Record:** 12 (8-4)**Last Bowl Appearance:**

2024 Hawaii Bowl, W, 41-39 (5OT)

First Team All-Americans: 7**First Team All-Conference:** 33

GOUSFBULLS.COM

@USFFOOTBALL



BYRUM BROWN

QUARTERBACK

PROGRAM'S FIRST 3,000-YARD PASSER
RETURNS FROM 2024 INJURY

MAC HARRIS

LINEBACKER

LED THE BULLS IN TACKLES, TFL & SACKS
IN THE 2024 SEASON

2025 SCHEDULE

| DATE | OPPONENT | KICK/TV |
|----------------|---|---------|
| Thur., Aug. 28 | BOISE STATE First meeting. Boise State went 12-2 last year, won the MWC, and earned a spot in the 12-team CFP. | TBD |
| Sat., Sept. 6 | at Florida Bulls fell 31-28 at #18 Florida in 2022. USF had a chance to win the game in the closing minutes. | TBD |
| Sat., Sept. 13 | at Miami Miami has won four straight in series, lead series 5-1. First game at Miami since 2012, a 40-9 loss. | TBD |
| Sat., Sept. 20 | SOUTH CAROLINA ST. Second meeting between programs. Bulls won 55-16 in 2019. | TBD |
| Fri., Oct. 3 | CHARLOTTE* The Bulls downed the 49ers 59-24 last year in Charlotte to move to 2-0 in the series. | TBD |
| Fri., Oct. 10 | at North Texas* It will be the first meeting between the programs since 2002. USF owns a 2-0 series lead. | TBD |
| Sat., Oct. 18 | FAU* (Homecoming) The Bulls won 44-21 in Boca Raton, Fla. last year. USF leads the series, 4-2. | TBD |
| Sat., Oct. 25 | at Memphis* Memphis has won last four. Tigers won 21-3 in Orlando last year in a game moved due to Hurricane Milton. | TBD |
| Thur., Nov. 6 | UTSA* The Roadrunners won the only previous meeting in San Antonio, Texas in 2023, 49-21. | TBD |
| Sat., Nov. 15 | at Navy* USF fell to Navy, 28-7, last year in Tampa. Navy leads the series 3-2. | TBD |
| Sat., Nov. 22 | at UAB* Bulls downed UAB, 35-25, in Tampa last year. The series is tied 2-2. | TBD |
| Sat., Nov. 29 | RICE* * AAC game The Bulls fell to the Owls, 35-28, last year in Houston in the final regular season game. Series is tied 1-1. | TBD |

2024 RESULTS

| DATE | OPPONENT | RESULT |
|-----------------|---|-----------------|
| Sat., Aug. 31 | BETHUNE-COOKMAN First season-opening win since 2020. | W, 48-3 |
| Sat., Sept. 7 | at #4/4 Alabama USF trailed 21-16 with 7 minutes to play. | L, 16-42 |
| Sat., Sept. 14 | at Southern Miss Season-best 369 rushing yards. | W, 49-24 |
| Sat., Sept. 21 | #8/11 MIAMI Miami led 22-15 at the half. | L, 15-55 |
| Sat., Sept. 28 | at Tulane* QB Byrum Brown left game in third quarter. | L, 10-45 |
| **Sat., Oct. 12 | MEMPHIS** **Game relocated to Orlando due to Hurricane Milton. | L, 3-21 |
| Sat., Oct. 19 | UAB* Keshawn Singleton 4 catches for 105 yards and a TD. | W, 35-25 |
| Fri., Nov. 1 | at Florida Atlantic* Bulls scored 30 unanswered points, ran for 319 yards. | W, 44-21 |
| Sat., Nov. 9 | NAVY* (Homecoming) USF committed three turnovers, Navy ran for 321 yards. | L, 7-28 |
| Sat., Nov. 16 | at Charlotte* USF program-record 425 rushing yards, 31-point third QT | W, 59-24 |
| Sat., Nov. 23 | TULSA* 42-7 halftime lead, 715 yards most vs. FBS program. | W, 63-30 |
| Sat., Nov. 30 | at Rice* First-ever game at Rice Stadium. | L, 28-35 |
| Tues., Dec. 24 | HAWAII BOWL vs. San Jose State | W, 41-39 (5 OT) |

NOTABLE RETURNERS

OFFENSE:

■ Senior quarterback **Byrum Brown** returns from a leg injury that caused him to miss most of 2024. He set numerous USF season passing records in 2023, including yards (3,292), touchdowns (26) and completion percentage (64.6%). He also ran for a team-best 809 yards and 11 touchdowns, joining Heisman winner Jayden Daniels as the only FBS players to pass for 3,000 and run for 800 yards.

■ Senior quarterback **Bryce Archie** went 5-3 starting the last eight games of the 2024 season and leading the Bulls to a Hawai'i Bowl win. He led the team passing for 1,914 yards and nine touchdowns and ran for 129 and two touchdowns.

■ Wide receiver **Keshaun Singleton** emerged mid-season in 2024 posting all of his catches, two 100-yard games and a 96-yard game in the final seven games of the year as he finished with 26 catches for 408 yards and three touchdowns. Wide receiver **Josh Porter** (25 rec., 230 yds) made a catch in 11 of 13 games in his true freshman season.

■ Wide receivers **Naiem Simmons** (39 rec., 637 yds*) and **Jaden Alexis** (23 rec., 280 yds*) were key targets in 2023* and return after missing 2024 with injury.

■ Tight end **Weston Wolff** (10 starts in 2023) was the Bulls primary starter at tight end in 2023. He returns after missing most of 2024 with injury.

■ Offensive line stalwarts **Derek Bowman** (RT, 25 career starts, 13 in 2024), **Zane Herring** (2023 HM All-AAC, RG, 21 career starts, 9 in 2024), **Cole Best** (C, 10 starts in 2024) and **Jack Wilty** (LG, 9 starts in 2024) formed the core of the Bulls starting line last year. **Mike Lofton** (C, 22 career starts) also brings significant experience to the group.

DEFENSE:

■ Linebacker **Mac Harris** (82 tck, 12 TFL, 4 sacks) started all 13 games in 2024 and led the team in tackles, TFL and sacks. He will pair again with **Jhalyn Shuler** (61 tck, 7 TFL) who

finished third on the team in tackles despite missing three games with injury. Shuler was the Bulls' leading tackler in 2023 (97 tck, 8.5 TFL) and earned HM All-AAC honors.

■ Cornerbacks **Brent Austin** (36 tck, 2 INT) and **DeShawn Rucker** (36 tck, 2 TFL) locked down the Bulls corner positions last year making 13 and 11 starts, respectively.

■ Safety **Tavin Ward** (62 tck, 3 INT) led the Bulls in interceptions and was the team's second leading tackler as he started all 13 games. Nickel Back **Kajuan Banks** (30 tck, 2 sacks) made 10 starts.

■ B-backer **Rico Watson** (10 starts, 37 tck, 6 TFL, 2.5 sacks) is coming off a career-best year, while fellow B-backer **D.J. Harris** (26 tck, 3.5 TFL, 2 sacks) and defensive end **Michael Williams** (30 tck, 6.5 TFL, 2 sacks), who had his most productive season, have played in 26 games the last two seasons. B-Backer **Ira Singleton** (11 tck, 2.5 sacks) saw action in 12 games in his true-freshman season.

■ Senior defensive tackle **Bernard Gooden** (11 starts, 35 tck, 10 TFL, 1.5 sacks) led the team with two fumble recoveries and was third in tackles for loss as he earned all-conference HM. Defensive tackles **Dinellson Exume** (12 tck, 1.5 TFL) and **Jahari Grant** (13 tck, 2.5 TFL) saw action in 11 and eight games, respectively, in their true-freshman seasons.

SPECIAL TEAMS:

■ Kicker **Nico Gramatica** went 3-5 on field goal attempts last year, all coming over 50 yards as he hit from 58, 52 and 51 yards and handled kickoff duties.

■ Long snapper **Garrett Cates** held down the role in every game last season and established himself among the best players at the position in the country.

SIGNIFICANT LOSSES

OFFENSE:

■ All-time career leading receiver **Sean Atkins** (79 rec., 781 yds, 2 TD) led the Bulls in receptions and receiving yards in

each of the last two seasons and departed with 200 receptions for 2,167 yards and 12 touchdowns on his career.

■ Left tackle **RJ Perry** started 12 of 13 games at the position last year and logged 19 career starts in two seasons with the Bulls.

■ Running backs **Kelley Joiner** (799 yds, 12 TD), **Nay'Quan Wright** (510 yds, 8 TD) and **Ta'Ron Keith** (419 yds, 8 TD) were the Bulls' top three rushers in 2024 and accounted for five of the Bulls' six 100-yard rushing games.

DEFENSE:

■ Defensive lineman **Decarius Hawthorne** (40 tck, 10.5 TFL, 2.5 sacks) started 13 games and **Doug Blue-Eli** (17 tck, 1.5 TFL) started 10, while linebacker **Jamie Pettway** (56 tck, 6.5 TFL) played in all 13.

■ Safety **Tawfiq Byard** (54 tck, 8 TFL, 1 INT) started 10 games and **D'Marco Augustin** (39 tck, 1 INT) three.

SPECIAL TEAMS

■ Punter **Andrew Stokes** (45.4 avg, 27 inside the 20) was a first team all-conference selection and Phil Steele HM All-American. He held down the punting duties for the last four seasons.

■ Kicker **John Cannon** (12-16 FG, 47-48 PAT) was the Bulls primary kicker the last two seasons.

RETURNING 2024 STATISTICAL LEADERS

RUSHING: Byrum Brown, 68 carries, 269 yds, 3 TD

PASSING: Bryce Archie, 172-290 (59.3%), 1,914 yds, 9 TD

RECEIVING: Keshaun Singleton, 26 rec., 408 yds, 3 TD

SCORING: Byrum Brown, 24 pts, 4 TD

TACKLES: Mac Harris (LB): 82; Tavin Ward (S): 62;

Jhalyn Shuler (LB): 61

TFL: Mac Harris (LB): 12; Bernard Gooden (DT): 10;

Jhalyn Shuler (LB): 7.0

SACKS: Mac Harris (LB): 4; Jhalyn Shuler (LB): 3.5

INTERCEPTIONS: Tavin Ward (S): 3; Jhalyn Shuler (LB): 2; Brent Austin (CB): 2

2025 SQUAD BREAKDOWN

LETTERMEN RETURNING (51)

OFFENSE (23)

Quarterback (2): Bryce Archie, Byrum Brown

Running Back (2): Alvin Isaac, K'Wan Powell

O-Line (9): Cole Best, Deonte Bowie, Derek Bowman, Zane Herring,

Mike Lofton, Tyreek Major, Terijan Morman, Cole Skinner, Jack Wilty

Tight End (3): Evan Dangler, Wyatt Stiehl,

Weston Wolff

Wide Receiver (7): Jaden Alexis, Jayden Davis, Christian Helms, Josh Porter, Keshaun Singleton, Naiem Simmons, JeyQuan Smith

DEFENSE (25)

Defensive Tackle (3): Dinellson Exume, Bernard Gooden, Jahari Grant

Defensive End (3): Chad Elder, Ryan Jenkins, Michael Williams

B-backer (4): D.J. Harris, Ashton Mosley, Ira Singleton,

Ricardo Watson

Linebacker (5): Amer Amer, Mac Harris, Rodney Hill, Greg Otten, Jhalyn Shuler

Cornerback (5): Brent Austin, James Chenault, Ben Knox,

DeShawn Rucker, Deylen Platt

Safety (5): Kajuan Banks, Fred Gaskin, Jarvis Lee, Jaelen Stokes, Tavin Ward

SPECIAL TEAMS (3)

Placekicker: Nico Gramatica, Ty Ippolito

Punter: -

Long Snapper: Garrett Cates

LETTERMEN LOST (33)

OFFENSE (17)

Quarterback (1): Ryan Bolduc

Running Back (4): Kelley Joiner, Ta'Ron Keith, Nay'Quan Wright, Yasias Young

O-Line (4): Andrew Kilfoyl, Gannon Lanning, Nikola Milovac,

RJ Perry

Tight End (3): Collin Affleck, Gunnar Greenwald, Payten Singletary

Wide Receiver (5): Sean Atkins, Michael Brown-Stephens,

Josh Hardeman, Tyree Kelly, Abdur-Rahmaan Yaseen

DEFENSE (16)

Defensive Line (6): Doug Blue-Eli, Rashad Cheney,

Chenellson Exume, Decarius Hawthorne, Immanuel Hickman,

Jacquez Williams

B-backer (1): Jason Vaughn

Linebacker (4): DJ Gordon, Reggie Johnson, Lex Long,

Jamie Pettway

Defensive Back (5): D'Marco Augustin, Logan Berryhill, Twafiq

Byard, Aamaris Brown-Bunkley, Lewai Mitchell

SPECIAL TEAMS (2):

LETTERMEN AT A GLANCE

| | | |
|-----------------|---------------|----------|
| OFFENSE: | Returning: 23 | Lost: 17 |
| DEFENSE: | Returning: 25 | Lost: 16 |
| SPECIAL: | Returning: 3 | Lost: 2 |
| TOTAL: | Returning: 51 | Lost: 33 |

STARTERS AT A GLANCE

| | | |
|-----------------|---------------|----------|
| OFFENSE: | Returning: 6 | Lost: 5 |
| DEFENSE: | Returning: 8 | Lost: 3 |
| SPECIAL: | Returning: 0 | Lost: 2 |
| TOTAL: | Returning: 14 | Lost: 10 |

2024 STARTERS RETURNING (14)

Number of 2024 starts

OFFENSE (6): Derek Bowman (T, 13), Cole Best (C, 10),

Zane Herring (G, 8), Jack Wilty (G, 8), Bryce Archie (QB, 8),

Keshaun Singleton (WR, 7),

DEFENSE (8): Brent Austin (CB, 13), Mac Harris (LB, 13),

Tavin Ward (S, 13), Bernard Gooden (DT, 11), DeShawn Rucker (CB, 11),

Kajuan Banks (NB, 10), Jhalyn Shuler (LB, 10), Rico Watson (BB, 10)

RETURNERS WITH STARTING EXPERIENCE

(Number of career starts)

OFFENSE (8): Mike Lofton (C, 22), Byrum Brown (QB, 20),

Weston Wolff (TE, 10), Naiem Simmons (WR, 7), Jaden Alexis (WR, 5),

Cole Skinner (G, 4), JeyQuan Smith (WR, 3), Evan Dangler (TE, 2), Josh

Porter (WR, 1)

DEFENSE (5): Jaelen Stokes (S, 11), D.J. Harris (BB, 9),

Michael Williams (DE, 3), James Chenault (CB, 1), Fred Gaskin (S, 1)

2024 STARTERS LOST (10)

OFFENSE (5): Kelley Joiner (RB, 13), Sean Atkins (WR, 12),

RJ Perry (T, 12), Payten Singletary (TE, 10),

Michael Brown-Stephens (WR, 9)

DEFENSE (3): Decarius Hawthorne (DE, 13),

Doug Blue-Eli (DT, 10), Tawfiq Byard (S, 10)

SPECIAL TEAMS (2): John Cannon (K, 13), Andrew Stokes (P, 13)

RETURNING OFFENSIVE PLAYERS TO WATCH

QB • #17 BYRUM BROWN • 6-3 • 229 • SR.

• **CAREER NUMBERS ENTERING 2025:** 20 starts (9-11), 4,532 passing yds (5th), 33 passing TD (5th), 64%, 1,257 rushing yds, 17 rushing TD, 4.2 ypc
2024 STATS (5 STARTS): **PASSING:** 78-132 (59.1%), 836 yards, 3 TD, 0 Int; **RUSHING:** 269 yards, 3 TD, 4.0 ypc
 • Suffered a lower leg injury early in the third quarter at Tulane (9.28) after starting the first five games of the year, returned to play two snaps in the Hawai'i Bowl.
2023 STATS (13 STARTS): **PASSING:** 276-427 (64.6%), 3,292 yards, 26 TD, 11 Int, 88 yard long; **RUSHING (led team):** 203 carries, 809 yards, 11 TD
 ★ **2023 FBS RANKINGS:** 7th QB Rushing (809); 8th Total Off (4,101); 8th/1st AAC in Points Responsible For (17.4); 15th passing TD (26); 23rd passing yds (3,292);
HONORS: • 2024 National Watch Lists (5): Walter Camp, Maxwell, Davey O'Brien, Johnny Unitas, Manning - tied Quinton Flowers (2017) for most in program history
LAST GAME: • at Tulane (9.28.24), left the game early in the third quarter (9:10) with a lower leg injury, 134 yards passing and -12 rushing, sacked four times.
NOTABLES: • Has thrown 182 straight passes without an interception (dating to 2023), the second-best streak in USF history.
 • First 3,000-yard passer in program history; • Joined 2023 Heisman winner Jayden Daniels as only 3,000+ pass/800+ run players in 2023 season
 • Owns 12 USF Records, among them: **SEASON RECORDS:** Passing Yds (3,292), Touchdowns (26), Completion % (64.6%), Completions (276), Total Plays (630), 300yd Passing games (4); **GAME RECORDS:** Touchdown passes (5); Completion % (84.0%), QB Rushing Attempts (25); **RAYMOND JAMES STADIUM:** Total Offense (517), Passing Yds (435)
 • 4,101 Total Yards in 2023 are second-best mark in program history (just 2nd over 4,000) • 5th on USF Career Passing Yardage Chart with 4,532 yards
 • Has FIVE Career 100-yard rushing games, including career-best 160 at WKU (2023), the third-best total for a USF QB behind only Quinton Flowers and BJ Daniels.
 • Has 16 career rushing touchdowns in 20 games played, five of 28-plus yards or more - runs of 60, 42, 42, 35 and 28 yards.
TOP GAMES: • Passed for a 2024 season-high 254 yards, ran for 27 and caught his first career TD pass (12 yds from Sean Atkins) vs. #8 Miami (9.21.24)
 • Posted his 5th career 100-yard rushing game, leading USF with 23 carries for 108 yards and going 15-35 passing for 103 yards at Alabama (9.7.24)
 • Career-best 517 total yards vs. Rice (2023 - 435 passing (2nd highest in program history), 82 rushing) rank as the second-best total in program history - joined Quinton Flowers as the only two players in program history to post 500+ yards in total offense. Also caught a two-point conversion in 2023 conference opening win.
 • At Memphis (2023) had a career-high in completions - 31 of 39 (79%) - for 357 yards and five passing TD - tying the 21-year-old program record. Also Ran for 100 yards.
 • In 2023, led comeback wins at Navy (down 14-0 in 1st Qtr) - USF's first road win in 19 games (4 seasons) - and UConn (down 21-10 in 4th qtr).
 • In his first career start at Tulsa in 2022 - completed his first 21 passes - finished 21-25 (84%) for 240 and three TD and ran for 76 yards & one TD.
PERSONAL INTEREST: • Uses a 7-step program to care for his teeth daily; Has aspirations to become an orthodontist after his football career.
 • Roommate is sophomore safety Tavin Ward. • Head Coach Alex Golesh keeps a stash of Sour Patch watermelon candies to share with Brown when they meet.

QB • #3 BRYCE ARCHIE • 6-3 • 215 • SR.

2024 STATS: 8 Starts (5-3) **PASSING:** 172-290 (59.3%), 1,914 yards, 9 TD, 10 INT; **RUSHING:** 68 carries, 129 yards, 3 TD
LAST GAME: • Passed for 235 yards and led USF to a 41-39, 5 OT victory over San Jose State in the Hawai'i Bowl.
NOTABLES: • Posted 345 total yards and 3 TD in win over Tulsa (11.23) - passing for career-best 305 yards & 2 TD and running for 40 yards and a TD.
 • Ran for a career-best 72 yards (12 ypc) and passed for 126 in a 59-24 victory at Charlotte (11.16).
 • Led USF to win at FAU (11.1) passing for 206 yards and 2 TD, running for 25 yards and leading the Bulls to 525 yards of offense and no turnovers.
 • Posted his first career win in second start vs. UAB (10.19), passing for 201 yards and 2 TD, with a 67-yard TD pass to Keshawn Singleton.
 • Made first career start vs. Memphis (10.12) and went 22-of-41 for 234 yards and an interception, was sacked once.
 • A 2023 transfer from Coastal Carolina where he saw action in two games as a true-freshman.
 • 2021 Region 2-6A Offensive Player of the Year, led team to Region title. • Passed for 2,521 yards and 26 touchdowns, ran for 470 and seven touchdowns as senior
PERSONAL INTEREST: • Pitching for the USF baseball team for second year - serving as a mid-week starter early in the season. Also pitched in the spring of 2024:13 appearances, three starts on the mound...went 0-2 with an 8.15 ERA (16 ER/17.2 IP) and 18 strikeouts...hit 96 mph with his fastball...meditates for 10 min. prior to games.

WR • #6 NAIEM SIMMONS • 5-10 • 180 • GR.

• **Missed 2024 season with injury**
2023 STATS*: 39 catches, 637 yards, 5 TD, 16.3 ypc, 49.0 ypg - Ranked 12th in the AAC in receiving yards, 2nd on team receiving yards and receptions in 2023.
 • Set the all-time USF single game receiving yards record with eight catches for 272 yards and one TD vs. Rice (9.23), the second most receiving yards in AAC history and the most ever by and a state of Florida FBS college player, breaking the mark set in 1968.
 • An all-NEC transfer from FCS Wagner University, made 72 receptions for 1,067 yards and seven TD in two seasons.
 • Led Wagner with 50 catches for 796 yards (72.36 ypg) and six TD in 2022. • Has never eaten red meat (beef or pork) in his entire life.

WR • #11 KESHAUN SINGLETON • 6-3 • 212 • JR.

2024 STATS: 26 catches (3rd), 408 yards (2nd), 3 TD (2nd)
 • First career reception was a 67-yard TD catch vs. UAB (10.19) • All of his 2024 catches and yardage came in the last 7 games of the year.
LAST GAME: • Made 4 catches for 41 yards, including a big 17-yard first down catch to set up the game-tying field goal that sent the Hawai'i Bowl to overtime.
TOP GAMES: • Made 7 catches for 107 yards, including a 28-yard TD at Rice (11.30) - His second 100-yard game on the year.
 • Made 5 catches for a team-high 96 yards, including a 58-yard TD vs. Tulsa (11.23) - had 90 yards after the catch for the game.
 • In his first career start, led USF with 4 catches for 105 yards and a 67-yard TD vs. UAB (10.18).
PERSONAL INTEREST: • Got his first name at birth when his mother glanced up at a television screen and saw the name of NFL player Keyshawn Johnson
 • Quarterback Bryce Archie refers to Singleton as a "baby Calvin Johnson" for his Megatron-like big body. Singleton wears 14 1/2-size shoes and 3XXXL-size gloves.
 • Gained 27 pounds since arriving in Tampa. • Sat out 2023 after having surgery to repair an ankle injury • 2022 Atlanta Journal Constitution 7-7A All-Region First Team

WR • #12 JADEN ALEXIS • 6-0 • 193 • GR.

• **Missed 2024 season with injury**
2023 STATS*: 23 catches, 280 yards, 2 TD, 12.2 ypc, 21.5 ypg -Ranked fifth on the team receiving yards and receptions in 2023.
 • Hauled in a career-long 60-yard TD (second career TD) vs. Charlotte (11.25).
 • A transfer from Texas who returns to his home state • Played in one game at Texas, knee injuries ended two seasons.
PERSONAL INTEREST: Ran track and holds personal-bests of 10.75 seconds in the 100-meter dash and 22.27 seconds in the 200-meter dash.

WR • #80 JOSH PORTER • 6-0 • 188 • SO.

2024 STATS: 13 games (1 start), 24 catches (4th), 210 yards (6th), 0 TD • Had a catch in 11 of 13 games on the 2024 season
TOP GAMES: • 5 catches for 44 yards vs. Memphis • 4 catches for 38 yards vs. Navy • Made 3 catches for 47 yards vs. Tulsa (11.23)
PERSONAL INTEREST: • From Fort Meade, Fla., a speck on the Polk County map.
 • Has gained about 20 pounds since last spring • Porter, who turns 19 on April 11, is engaged to his girlfriend, Ninoshca, and they plan to get married in the spring.

RB • #10 ALVON ISAAC • 5-9 • 185 • SO.

2024 STATS: Saw limited action in four games; 50 yards rushing on six carries (8.3 ypc)
HIGH SCHOOL: • A two-way defensive back, running back, and wide receiver for Hawthorne High School's program...rated a three-star recruit by 247Sports and Rivals...as a junior in 2022, after serving primarily as running back in 10 games on offense, he finished with 173 carries for 1,155 rushing yards (6.7 ypc) and 12 rushing touchdowns, with 19 catches for 367 yards and three receiving touchdowns.

TE • #18 WESTON WOLFF • 6-4 • 245 • SR.

2023 STATS*: 16 catches, 159 yards, 0 TD, 9.9 ypc, 12.2 ypg - Ranked 6th on team receptions in 2023.
 • Big 17-yard first down catch on third-and-long on USF's game winning drive at UConn (10.21). • Season-high three receptions and 26 yards at home vs. Rice (9.23).
 • A transfer tight end from Maryland who appeared in four games over two seasons for the Terps.
 • Talled 147 receptions for 1,822 yards and 16 TD at Venice High School (Fla.).

OFFENSIVE NOTES

OFFENSIVE LOOKS TO REPLACE RUSHING & RECEIVING YARDS

With the return of 3,000-yard passer Byrum Brown, who missed all but two snaps in eight games with injury in 2024, and eight-game starter Bryce Archie anchoring the offense, the Bulls will look for new players to step up in rushing and receiving.
 • USF returns 93% of its passing yards and 68 percent of passing touchdowns from 2024 with Brown and Bryce Archie returning at quarterback.
 • RUSHING: USF will replace its top three rushers from 2024 and 1,863 (80%) of its 2,343 rushing yards. That will be offset by the healthy return of Brown who led the team with 809 rushing yards in 2023.
 • RECEIVING: USF will replace their top two receivers and seven of their top nine, including 1,913 (65%) of its 2,957 receiving yards, 182 (69%) of 262 receptions, and 9 (56%) of 16 receiving TD. That will be offset by the return of Naiem Simmons (637 yds, 5 TD in 2023), Jaden Alexis (280 yds, 2 TD) and Weston Wolff (159 yds) from injuries that caused them to miss the 2024 season.

ARCHIE ON THE MOUND

Quarterback Bryce Archie, who went 5-3 in eight starts in 2024, was a standout pitcher in high school who had multiple DI offers to pitch. He became a dual-sport athlete at USF last spring when he joined the baseball team and made 13 appearances. Touching 94-96 mph with his fastball, Archie has picked up where he left off this spring and has gained a role as a mid-week starter for first-year USF baseball coach Mitch Hannahs.

OFFENSIVE LINE STARTS RETURN

USF returns 46 (71%) of a possible 65 starts from 2024 across the offensive line, losing one significant starter in right tackle RJ Perry (12 starts in 2024).
 • Three sixth-year veterans with 20+ career USF starts return: Derek Bowman (T, 25), Mike Loton (C, 22) and Zane Herring (G, 20).
 • The Bulls return four primary starters at five offensive line positions, including RT Derek Bowman (13), C Cole Best (10), LG Jack Wilty (9) and RG Zane Herring (8).
 • At tight end, USF returns 2023 primary starter Weston Wolff (10 starts in 2023), who missed all but one game in 2024 with an injury.
 • Five of the six starters from the Hawai'i Bowl victory return.

NOTABLE ADDITIONS

- **Jeremiah Koger, WR, 6-3, 190, Fr.**
 - Helped lead St. Frances to an 8-3 record and No. 1 ranking in the state of Maryland and No. 8 nationally...rated a three-star prospect, chose USF over 15 offers, including Wake Forest, Pitt, Virginia Tech, Syracuse, Boston College, NC State, UCF, Maryland, Memphis, and James Madison.
- **Chas Nimrod, WR, 6-2, 185, Jr.**
 - A speedy wide receiver transfer from Tennessee... played in 23 career games at Tennessee with six starts and collected 29 catches for 315 yards with one touchdown, while playing 624 snaps on offense.
- **Cartevious Norton, RB, 5-11, 225, SR.**
 - A productive back who began his career at Iowa State and transferred to the Bulls from Charlotte after running for 525 yards and seven touchdowns in his one season with the 49ers...brings 31 games of collegiate experience to the Bulls, totaling 1,180 yards and 12 touchdowns rushing in his previous three collegiate seasons.
- **Connor McLaughlin, OL, 6-7, 295, Sr.**
 - A Tampa native transferring back to the Bay area from Stanford where he competed in 32 games, including 14 starts at tackle.
- **Thomas Shrader, OL, 6-5, 305, Sr.**
 - A versatile lineman who transferred to the Bulls after starting 11 games for Appalachian State in 2024...previously spent four years in the Florida State program where he played in 16 games with one start.
- **Wyatt Sullivan, TE, 6-4, 245, Sr.**
 - Transferred to USF after three seasons at FAU in which he appeared in 25 games and totaled 18 receptions for 184 yards and two touchdowns.

RAPID OFFENSE SET RECORDS IN 2023

In its first season in Alex's Golesh's uptempo offense in 2023 USF led the nation running 82.1 plays per game - the only team in the nation to run more than 80 a game - and set 12 team and 16 individual USF records
 • USF set a program record for total plays (1,028) on the season and ran 80+ plays in six games, including a season-high 95 at Western Kentucky.
 • Offensive team records set included most pass yards (3,494), most touchdown passes (27), best completion percentage (64.1%) and most completions (287).
 • Among 16 individual records were season records for passing yards (3,292), touchdown passes (26) and season completion percentage (64.6%) from then red-shirt freshman quarterback Byrum Brown and season receptions (92) and receiving yards (1,054) marks from wide receiver Sean Atkins.
 • USF's 5,871 offensive yards rank as the third-best total in program history, while its 415 points in 2023 stand fifth.

RETURNING DEFENSIVE PLAYERS TO WATCH

LB • #24 MAC HARRIS • 6-0 • 230 • GR.

2024 STATS: 13 games, 13 starts **TACKLES:** 82 (1st), **TFL:** 12.0 (1st), **SACK:** 4.0 (1st), **FF:** 2, **FR:** 1

HONORS: 2024 Third Team All-AAC (Phill Steele)

NOTABLES: • One of four Bulls to start all 13 games on defense in 2024 (Tavin Ward, Brent Austin, Decarius Hawthorne). • Team leader in tackles, TFL, and sacks in 2024. • Tied a program record with three fumble recoveries (6th in FBS) in 2023.

TOP GAMES: • Finished second on the team in tackles (seven), collected two TFL, one sack, and one forced fumble at Alabama (9/7/24). • Recorded a PBU, tipping a pass on an interception from Doug Blue-Eli in a win at USM (9/14). • Had a career-high nine tackles vs. Memphis (10/12). • Recovered a fumble and returned it 25 yards for a scoop and score at Charlotte (11/16/24). • Logged eight tackles and two TFL in the Hawai'i Bowl win (12/24).

PERSONAL INTEREST: • Full name is MacArthur, the third in his family • Has seven sisters and one brother...enjoys listening to music...graduated from USF in undergraduate studies Spring of 2024.

• Two-way high school player who also played quarterback and receiver - passed for 2,198 yards and 24 touchdowns and rushed for 2,231 yards and 37 touchdowns.

LB • #7 JHALYN SHULER • 6-1 • 225 • GR.

2024 STATS: 10 games, 10 starts, **TACKLES:** 61, **TFL:** 7.0, **SACKS:** 3.5, **INT:** 2, **FF:** 3 **2023 STATS:** starts 13, **TACKLES:** 97 (1st USF), **TFL:** 8.5 **SACKS:** 2.0 **FF:** 1

HONORS: • 2023 All-AAC Honorable Mention (Coaches) and 2024 Lindy's Preseason All-AAC Second Team

NOTABLES: • Started every game in which he was active, missing three games to a leg injury (2024). • Led the team in tackles on the year in 2023 and was one of two Bulls defenders to start all 13 games in his first season as a starter at the FBS level. • Led or co-lead team in tackles six times in 2023.

TOP GAMES: • Picked up his second FF in as many weeks while at Charlotte (11/16), finishing with nine tackles and one sack. • Named to AAC Honor roll after leading team with 10 tackles and a career-high 1.5 sacks at FAU (11/1). • Picked up second career INT vs. UAB (10/19), finishing with five tackles and a FF as well. • Led the team with 10 tackles (five solo) vs. Memphis (10/12). • Recorded first interception of year in the home-opener vs. B-CU (8/31), injuring his knee on the 29-yard return (playing through it all year and requiring offseason surgery). • Career-best 12 tackles, 1.5 TFL, pass break-up and a quarterback hurry in USF's Boca Raton Bowl win over Syracuse (2023).

PERSONAL INTEREST: • Posted 88 tackles, 11 tackles for a loss, one sack and two interceptions in two seasons at Coffeyville CC. • Named first-team Class 2A All-State in 2019 and helped Abbeville HS to three Class 2A state championships.

BB • #34 RICO WATSON III • 6-0 • 234 • GR.

2024 STATS: 13 games, 10 starts, **TACKLES:** 36, **TFL:** 6.0 **SACKS:** 2.5 **FF:** 1.0

TOP GAMES: • Recorded his first 0.5 sack as a Bull in the 2024 season-opener vs. B-CU (8/31/24). • Started every game in 2024 from Tulane (9/28) onwards. • Talled first solo sack of the 2024 season in win vs. UAB (10/19). • Registered second sack of the 2024 season and his first FF in a win at FAU (11/1). • Recorded a season-high seven tackles (three solo) vs. Navy (11/9). • Talled five total tackles (four solo) vs. SJSU in the Hawai'i Bowl win (12/24).

PERSONAL INTEREST: • Watson is a Tampa native and transferred back to the Bay from Robert Morris in 2023...Morris spent his redshirt year with Fla. State (2019).

DT • #3 BERNARD GOODEN • 6-1 • 280 • SR.

2024 STATS: 13 games, 11 starts, **TACKLES:** 35, **TFL:** 10.0, **SACKS:** 1.5, **FR:** 2 **2023:** Sat out (NCAA transfer) **2022 at Wake Forest:** 12 games, **TACKLES:** 17, **TFL:** 3.0 **FF:** 1.0

TOP GAMES: • Talled four tackles and one TFL in Hawai'i Bowl win. • Jumped on top of a loose football for his second FR of the season at Charlotte (11/16/24).

• Recorded a career-high five tackles and 2.5 TFLs vs. UAB (10/19/24). • Recorded first career PBU and FR at Alabama (9/7/24).

PERSONAL INTEREST: • 2023 transfer from Wake Forest who played in 12 games for the Demon Deacons in 2022. • Added 12 pounds between 2023 (268) and 2024 seasons.

DE • #4 MICHAEL WILLIAMS II • 6-3 • 260 • SR.

2024 STATS: 13 games, 3 starts **TACKLES:** 30, **TFL:** 6.5, **SACKS:** 2.0, **FR:** 1, **FF:** 1

2023 STATS: 12 games, **TACKLES:** 13 **TFL:** 3.5 **SACKS:** 1.0

NOTABLES: • Started three of last six games to end 2024 season. • Coming up on his fourth season at USF, playing two games as a freshman (2022) and 13 sophomore (2023).

TOP GAMES: • Recorded his second career unassisted sack and first of 2024 at Rice (11/30/24). • Had a career-high 1.5 TFL at FAU (11/1/24). • Started his first career game vs. UAB (10/19) and tallied five tackles. • Registered his first career sack with his lone tackle at Memphis (11/4/23).

PERSONAL INTEREST: • Came to South Florida from Farmington Hills, Michigan.

DB • #22 DE'SHAWN RUCKER • 6-0 • 190 • SR.

2024 STATS: 11 games, 11 starts **TACKLES:** 42, **TFL:** 2.0, **PBU:** 7, **FF:** 1

NOTABLES: • Started all 11 games that he was healthy in 2024, missing two (Tulane 9/28 and UAB 10/19) due to injury. • Led team with career-high 10 tackles (all solo) at No. 4 Alabama, also collecting one PBU.

TOP GAMES: • Recorded a FF at Southern Miss (9/14). • Recorded a career-high two PBU twice in 2024, first vs. Memphis (10/12) and a second time at Rice (11/30). • Blocked a punt in the third quarter at No. 4 Alabama (10/23/21) as a true freshman in a 52-24 loss. • Made his first collegiate start vs. No. 3 Alabama (10/15/22), and had two solo tackles along with his first-career PBU in a 52-49 victory.

PERSONAL INTEREST: • HS Track speedster who clocked a 10.76 in the 100m as junior and qualified for the state long jump championship as a sophomore.

DB • #5 BRENT "PACO" AUSTIN • 5-11 • 180 • SR.

2024 STATS: 13 games, 13 starts, **TACKLES:** 48, **PBU:** 12, **INT:** 2

2023 STATS: 11 games at JMU **TACKLES:** 12, **INT:** 1

NOTABLES: • One of four Bulls to start all 13 games on defense in 2024 (Mac Harris, Tavin Ward, Decarius Hawthorne).

• Played in 11 games for a JMU team that went 11-2 in 2023

TOP GAMES: • Recorded a 14-yard pick-six on his second interception of the season vs. Charlotte (11/16/24). • Talled five tackles, 1.5 TFL, and his first career sack at Alabama (9/7/24).

PERSONAL INTEREST: • Prefers to go by "Paco" • Transferred from James Madison in the Spring of 2024 as an experienced defensive back who played 15 games with the Dukes, logging 12 tackles and an interception on their 11-2 team in 2023. • Named to the Athletics Honor Roll in the Spring of 2024.

DB • #2 TAVIN WARD • 6-1 • 197 • SR.

2024 STATS: 13 games, 13 starts **TACKLES:** 62, **TFL:** 2.0, **PBU:** 6, **INT:** 3, **FR:** 2

2023 STATS: 13 games, 5 starts, **TACKLES:** 38 **TFL:** 2.0, **PBU:** 8 (1st), **INT:** 1

NOTABLES: • One of four Bulls to start all 13 games on defense (Mac Harris, Brent Austin, Decarius Hawthorne). • Led team with eight pass break-ups in 2023.

TOP GAMES: • Registered his fourth career INT, and second of the season vs. Tulsa (11/23). • Logged six tackles and 1 tackle for loss at FAU (11/1). • Registered his third career INT, and first of the season vs. Memphis (10/12). • Eight tackles, a TFL and an interception in his first career start vs FAU (2023). • Registered career-highs in total tackles (nine), solo tackles (seven), and PBU (four) at UTSA (2023).

PERSONAL INTEREST: • Named to the Athletics Honor Roll in the Spring of 2024.

DB • #13 KAJUAN BANKS • 5-10 • 188 • SR.

2024 STATS: 13 games, 10 starts, **TACKLES:** 30, **TFL:** 3.0, **SACKS:** 2.0, **PBU:** 4.0

2023 STATS: 12 games, 0 starts, **TACKLES:** 8, **INT:** 1

NOTABLES: • Played in 12 games as a sophomore with the Gamecocks. • Played in all 13 games as a true freshman, primarily on special teams at South Carolina.

TOP GAMES: • Talled two tackles, 1.0 TFL, and his second career sack in as many weeks at USM (9/14/24). • Talled a 2024 season-high five tackles, 1.5 TFL, and his first career sack at Alabama (9/7/24).

PERSONAL INTEREST: • Transferred from South Carolina in the Spring of 2024...an experienced defensive back who played 25 games with the Gamecocks, logging 14 tackles and an interception over two seasons.

DEFENSIVE NOTES DEFENSIVE PRODUCTION RETURNS

USF returns eight primary starters from the 2024 season on defense, including nine that started the Hawai'i Bowl, and 12 players that started a game in 2024.

- The Bulls return their top three tacklers - LB Mac Harris, S Tavin Ward and LB Jhalyn Shuler - and nine of their top 12. All nine of those top 12 posted 30 tackles or more and five posted 40 or more.
- USF returns five of its top seven leaders in tackles for loss in 2024, including TFL leader LB Mac Harris (12) and DT Bernard Gooden (10), who ranked third.
- The Bulls return five of their top seven leaders in sacks, led by LB Mac Harris (4) and LB Jhalyn Shuler (3.5).
- The Bulls return their top three leaders in interceptions. S Tavin Ward (3) led the team and CB Brent Austin and LB Jhalyn Shuler both had two.

ATTACK MODE = NATIONAL LEADERS

USF's aggressive defense under defensive coordinator Todd Orlando has established itself among the national leaders in **tackles for loss** - finishing among the top seven nationally each of the last two years - and **turnovers forced** - finishing in the top 13 each of the last two years.

- **TFL** - USF finished 2024 ranked No. 6 nationally (No. 2 AAC) posting 7.9 per game. This after finishing the 2023 season ranked No. 7 nationally (No. 2 AAC) posting 7.5 tpg.
- The Bulls TFL are spread among players - as in 2024 seven Bulls posted 6.5 TFL or more and in 2023 that number was six.
- **TURNOVERS** - USF ranked No. 13 nationally (No. 2 AAC) in turnovers gained in 2024 with 25. This after ranking No. 12 (No. 2 AAC) in turnovers gained in 2023 with 24.
- The Bulls ranked No. 4 nationally in fumbles recovered in 2024 with 13, after ranking No. 16 with 10 in 2023.
- 10 different Bulls recovered a fumble in 2024, while Bernard Gooden led with two recovered and Jhalyn Shuler (3), Mac Harris (2), Ben Knox (2) and Jarvis Lee (2) led in forcing fumbles.

DYNAMIC LINEBACKER DUO

Inseparable best friends and a stalwart duo in the middle of the field for USF, linebackers Mac Harris and Jhalyn Shuler form a highly productive and highly experienced core for the USF defense.

- The pair have combined to make 42 of a possible 52 starts over the past two years at the Bulls' two linebacker positions in their base defense - with Shuler starting all 13 games in 2023 and 10 in 2024 (missing three due to injury) and Harris starting all 13 games in 2024 and six in 2023 as he emerged in the lineup.
- Shuler led the team with 97 tackles and added 8.5 TFL in 2023, while Harris led the team with 82 tackles and 12 TFL in 2024 as Shuler finished third with 61 tackles and added 7 TFL despite missing three games with injury.

SOLID SECONDARY

The Bulls return four primary starters from the 2024 secondary, all with 10 starts or more led by S Tavin Ward (13) and CB Brent Austin (13).

- Ward led USF with three interceptions and was second with 62 tackles in 2024, while Austin finished sixth with 48 tackles, a team-best 10 pass break-ups, and second with two interceptions.
- CB DeShawn Rucker (11 starts, 42 tackles, 7 PBU) and nickel Kajuan Banks (10 starts, 30 tackles, 2 sacks) were also highly productive.

NOTABLE ADDITIONS

• Josh Celiscar, DL, 6-3, 292, Sr.

- A transfer defensive end from Texas A&M who previously played four seasons and served as a team captain at UCF...brings 156 career tackles, 24.5 tackles for loss, eight sacks and five forced fumbles...had played in 51 career games.

• Dre Butler, DL, 6-5, 280, Gr.

- A defensive line transfer from Charlotte...the No. 1 ranked junior college prospect in 2020, he will be playing on his sixth team since 2019... began his career at Independence CC before moving to Auburn (2 seasons), Liberty, Michigan State and Charlotte in following seasons...has played in 40 games and recorded 91 tackles at the Division I level.

• Jonas Duclona, CB, 5-11, 190, Jr.

- A transfer from Wisconsin who played in 16 games in two seasons with the Badgers.

• Jacob Merrifield, DT, 6-2, 285, Gr.

- A transfer from FAU who played in 33 games for FAU, recording 47 tackles, 6.5 tackles for loss, 2.5 sacks and a fumble recovery.

• Boogie Silvera, DB, 5-11, 191, Sr.

- A transfer from McNeese State who played two seasons at McNeese State, playing in 19 games and recording 153 tackles, 2.5 tackles for loss, 0.5 sacks, two interceptions, two forced fumbles, a fumble recovery and nine passes defended... prior to that he played at Charleston Southern, appearing in four games.



BUILDING ON MOMENTUM

- USF closed the 2024 campaign winning five of its last seven games. The Bulls won four of their last six games to close out the 2023 season and are 9-4 in the final 14 games of the last two seasons.
- The USF offense posted 5,300 yards last year, marking its second straight season with 5,300 or more. It was just the fourth time in program history the Bulls posted back-to-back seasons of 5,300 yards or more and the first since posting four-straight from 2015-18 (the only run of three or more in program history).
- For the second-straight year, USF's 27-member, 2025 Recruiting Class was ranked among the very best among all programs outside the autonomous four conferences by Rivals, 247Sports and On3. All three recruiting services ranked the Bulls class second in The American and second among all programs outside of the autonomous four conferences, one year after the Bulls posted the top class in both. 247Sport ranked the Bulls class ahead of seven autonomous conference programs while Rivals had it ahead of six.
- The Bulls have posted back-to-back home winning records (3-2 in 2024; 4-2 in 2023) after not posting home winning marks since 2018. The 2024 record included just five games as one (vs. Memphis) was moved to Orlando due to Hurricane Milton.
- USF won three road games in 2024, its most road victories since going 4-1 (a program record) in 2017. Alex Golesh now has five road wins in two seasons. USF had not won a road game in three seasons prior to his arrival.
- USF enters 2025 as one of just 15 teams nationally to have posted bowl wins or college football playoff wins in each of the last two seasons.
- USF's 8-12 mark in bowl games ranks the program fourth nationally in bowl winning percentage among programs with 10 or more appearances.

TOP BOWL WINNING PERCENTAGES (Min. 10 appearances)

| | |
|--------------|---------------|
| .727 (8-3) | Army |
| .684 (13-6) | Marshall |
| .680 (17-8) | Utah |
| .667 (8-4) | South Florida |
| .647 (11-6) | Wake Forest |
| .643 (36-20) | USC |

HIGH PROFILE SCHEDULE

- Head coach Alex Golesh's third team will open the 2025 season with three straight high-profile games that will provide opportunities for signature wins and give much of the nation a chance to see the Bulls and national award nominees like quarterback Byrum Brown.
- The Bulls will face possibly the toughest non-conference schedule in program history with three games slated against teams ranked in The Athletics' "Way Too Early Top 25", including No. 11 Florida, No. 15 Miami and No. 21 Boise State. The Bulls have never faced three Associated Press Poll-ranked teams in the non-conference slate. USF has only faced two twice, doing so last year in taking on No. 4 Alabama and No. 8 Miami and in 2022 (vs. #25 BYU and at #18 Florida).
 - Last year, USF's strength of schedule after Week 5 was ranked No. 3 in the nation by ESPN Football Power Index. USF was one of just three teams to face two top 10 ranked teams through the first five weeks.
 - If preseason rankings hold, it will mark the sixth straight season the Bulls have faced at least one ranked opponent in the non-conference slate and 17 of the last 20 seasons to do so.
 - The gauntlet will get off to a rousing start. The Bulls will face Boise State on Thurs., Aug. 28, in Raymond James Stadium in a weeknight, showcase game to kick off Week 1. It will be the first-ever meeting with the Broncos, who went 12-2 last year, won the Mountain West Championship, and earned a spot in the first 12-team College Football Playoff.
 - USF will travel to play at Florida on Sat., Sept. 6. USF's last trip to Florida in 2022 nearly resulted in an upset of the No. 18-ranked Gators. The Bulls led in the fourth quarter (28-24) before Florida regained the lead with 5:00 to play. USF drove to the UF19 late in the game before settling for a game-tying 49-yard field goal attempt with 23 seconds to play that missed as UF won 31-28. It will mark USF's third game (0-2) at Florida.
 - The Bulls will play at Miami on Sat., Sept. 13, marking the first trip to Miami Gardens since a 2012 loss (40-9). It will be the Bulls fourth game (1-2) at Miami. USF won a 23-20 overtime game at Miami in 2010.

NUMBER CHANGES

Numerous Bulls changed numbers in the off-season.

Offense: TE Jonathan Echols (11 to 1), R Arkese Parks (82 to 21), WR Kashaun Singleton (81 to 11),

Defense: CB Brent Austin (20 to 5), LB Devon Byrd (57 to 17), DB James Chenault (32 to 9), S Fred Gaskin (37 to 15), LB Zavier Hamilton (53 to 12), LB Rodney Hill (17 to 6), DT Ryan Jenkins (91 to 28), S Jarvis Lee (28 to 0), BB Ira Singleton (30 to 10), DE Michael Williams (14 to 4), S Victor Zidor (46 to 37).

BROWN EYES BIG 2025 IN RETURN

Quarterback Byrum Brown entered the 2024 season with high expectations and was named to five national award watch lists, including the Maxwell and Walter Camp player of the year awards and the Davey O'Brien, Johnny Unitas and Manning quarterback awards. That number tied Quinton Flowers for the most in program history.

■ Brown suffered a lower leg injury early in the third quarter of the Bulls' fifth game of the year, and first conference game, at Tulane (Sept. 28) when he was rolled up on during a sack. He returned to practice with the team during the remainder of the season but saw only two game snaps the rest of the way (coming the Hawaii Bowl), missing significant action in eight games.

■ Brown owns 12 USF program records and became the Bulls' first 3,000-yard passer (3,292) in 2023 while also setting records for touchdown passes (26), completion percentage (64.6%), and 300-yard passing games (4) among others.

■ Brown also led the team with 809 rushing yards in 2023 and his 4,101 total yards are the second-best mark in program history (just second over 4,000). Despite missing eight games, he will be USF's top returning rusher from 2024, having run for 269 yards, including 108 yards on 23 carries at Alabama.

BROWN ON THE USF CAREER CHARTS ENTERING 2025

5th in USF Career Passing Yardage (4,532)

5th in USF Career Total Offense (5,739)

5th in USF Career Touchdown Passes (33)

5th in USF Career Pass Attempts (609)

5th in USF Career Pass Completions (390)

2nd 182-straight passes without an interception (on-going, 2023-)

GOLESH CLIMBING WIN LIST

Head coach Alex Golesh became the first Bulls coach to lead the team to two bowl wins in their first two seasons and while doing so collected his 14th win following back-to-back 7-6 campaigns. With another winning campaign, he would move into third on the USF coaching wins chart and could potentially move into second with a 10-win season.

■ His 14 wins in two years nearly equals the Bulls' 15 in the five years preceding his arrival.

• No USF head coach has posted a winning campaign in each of their first three seasons at the helm. Golesh could become the first in 2025.

■ Golesh's 14 wins in his first two years rank second only to Charlie Strong's 17 (2017 and 2018) at USF. Strong inherited a team that went 11-2 the year before his arrival. Golesh inherited a team that had won 4 games total in the three years before his arrival and went 1-11 the season before.

■ Golesh enters 2025 seeking a third straight bowl appearance and victory. The Bulls have won three straight bowl games just once before – doing so in 2008, 2009 and 2010.

USF HEAD COACHES ALL-TIME WINS LIST

| | |
|----|----------------------------|
| 95 | Jim Leavitt (1997-2009) |
| 24 | Willie Taggart (2013-16) |
| 21 | Charlie Strong (2017-19) |
| 16 | Skip Holtz (2010-12) |
| 14 | Alex Golesh (2023-present) |

OFFSEASON CHALLENGE

Head coach Alex Golesh has said the 2025 offseason, following the Bulls second straight bowl appearance, was the hardest the USF players have been challenged with in his three seasons leading the Bulls. Under the guidance of Director of Football Sports Performance George Courides, the Bulls went through nearly three months of offseason strength and conditioning as USF spring football drills started approximately two weeks later than they have in the past. With greater depth on the roster and a firmly established culture, Golesh and Courides ramped up the demand and challenge to the USF players and used "Warrior Wednesdays" to fuel competition.

ROSTER TURNOVER

Entering his third season at the helm, Head Coach Alex Golesh has reformed the USF roster to fit his culture and system.

■ Entering the spring, USF has 17 players among its 108 on the roster that were on the Bulls roster prior to Golesh's arrival in December of 2022.

■ Eight of those are on offense, including two returning starters in quarterback Byrum Brown and center Cole Best.

■ Eight are on defense, including returning starters in linebackers Mac Harris and Jhalyn Shuler, safety Tavin Ward and defensive lineman Michael Williams.

28 EARLY ENROLLEES JOIN SPRING BALL

USF has welcomed 40 new additions to the roster, including 13 new additions through the NCAA Transfer Portal. The Bulls have 28 early enrollees on campus this spring – 15 from the 2025 Signing Class and 13 transfers – that will compete in spring practices.

"I feel like this was the first class where we had a full two years to start evaluations, start developing relationships, and be able to put it together. You look at the class – 21 from the state of Florida, eight from the state of Georgia. That's really where you want to be." – Alex Golesh

EARLY ENROLEES

OFFENSE (14)

| | | | | | |
|----|--------------------|----|------|-----|-----|
| 76 | Colin Bellomy | OL | 6-7 | 270 | Fr. |
| 60 | Khalil Collins | OL | 6-1 | 288 | Fr. |
| 15 | Tayte Crable | TE | 6-5 | 215 | Fr. |
| 70 | Gerrick Gordon Jr. | OL | 6-4 | 290 | Fr. |
| 11 | Locklan Hewlett | QB | 6-1 | 190 | Fr. |
| 16 | Jeremiah Koger | WR | 6-3 | 190 | Fr. |
| 88 | Brandon Kubay | TE | 6-3 | 225 | Fr. |
| 71 | Connor McLaughlin | OL | 6-7 | 295 | Sr. |
| 2 | Chas Nimrod | WR | 6-2 | 185 | Jr. |
| 5 | Cartevious Norton | RB | 5-11 | 225 | Sr. |
| 7 | Kory Pettigrew | WR | 6-1 | 180 | Fr. |
| 67 | Thomas Shrader | OL | 6-5 | 305 | Sr. |
| 8 | Wyatt Sullivan | TE | 6-4 | 245 | Jr. |
| 75 | Khalil Walker | OL | 6-5 | 310 | Jr. |

DEFENSE (10)

| | | | | | |
|----|---------------------|----|------|-----|-----|
| 91 | Dre Butler | DL | 6-5 | 280 | Gr. |
| 8 | Josh Celiscar | DL | 6-3 | 292 | Sr. |
| 23 | Jonas Duclona | CB | 5-11 | 190 | Jr. |
| 14 | Eli Jones | DE | 6-3 | 245 | Fr. |
| 16 | Jeremiah Jones | S | 6-0 | 185 | Fr. |
| 53 | Gavin Leach | LB | 6-2 | 205 | Fr. |
| 40 | Jacob Merrifield | DL | 6-2 | 285 | Gr. |
| 19 | Boogsie Silvera | DB | 5-11 | 191 | Sr. |
| 20 | Jabari Smith | S | 5-11 | 155 | Fr. |
| 94 | Brooks Williams Jr. | DE | 6-6 | 220 | Fr. |

SPECIALISTS (4)

| | | | | | |
|----|-------------------|----|------|-----|-----|
| 37 | Leon Chase | K | 6-5 | 210 | Sr. |
| 39 | Luke Goater | P | 6-2 | 195 | Fr. |
| 49 | Turner McLaughlin | LS | 6-1 | 220 | So. |
| 42 | Adam Zouagui | K | 5-11 | 175 | Jr. |

BURNS JOINS THE BULLS

In December of 2024, Head Coach Alex Golesh announced that Kodi Burns joined the Bulls as Co-Offensive Coordinator/Assistant Head Coach and Wide Receivers Coach.

■ Burns came to USF with 10 years of experience coaching at the collegiate level, including the 2021 season at Tennessee with Golesh. He spent two seasons in the NFL coaching wide receivers for the New Orleans Saints (2022-23).

■ Burns won a national title as a player and an SEC Championship as both a player and coach at his alma mater of Auburn. He also has national championship game appearances as both a player and coach.

■ Burns served as wide receivers coach at the University of Tennessee in 2021, where he was instrumental in the development of Cedric Tillman who had 64 receptions for 1,081 yards and 12 touchdowns. Tillman became the first Volunteer to reach 1,000 receiving yards since 2012.

■ Burns served six years on the coaching staff at Auburn, where was co-offensive coordinator/wide receivers coach from 2016-20. During his tenure, nine Auburn offensive players were selected in the NFL Draft, including two wide receivers in 2021. In 2017, Auburn became just the eighth team in SEC history to rush and pass for 3,000 yards in a season and set a school record with 327 points in conference play.

RETURNING FROM INJURY

The Bulls will welcome some past significant contributors back from injury that caused them to miss the 2024 season.

■ **WR Naïem Simmons** – Missed 2024 with a knee injury. In 2023, he saw action in all 13 games with seven starts and finished second on the team in receptions (39), receiving yards (637), and receiving TD (five). He set the USF single-game receiving yards record with 272 yards on a career-high eight catches, with one TD in a win vs. Rice (9/23).

■ **WR Jaden Alexis** – Missed 2024 with a knee injury. In 2023, Alexis saw action in all 13 games with five starts and finished with 23 receptions for 280 yards and two touchdowns on season.

■ **TE Weston Wolff** – Played in one game in 2024, missing the rest with a foot injury. In 2023, Wolff saw action in all 13 games with 10 starts and finished with 16 catches for 159 receiving yards.

VETERAN PRESENCE

USF enters spring practice with 46 players on the roster in their senior academic year or having already graduated.

■ The Bulls have 16 players that have already earned their degree. Among them are returning 2024 starters Derek Bowman (T), Mac Harris (LB), Zane Herring (G), Jhalyn Shuler (LB), Rico Watson (BB) and Jack Wilty (G) and 2023 starters Naïem Simmons (WR) and Jaelen Stokes (S).

■ The Bulls have 30 players in their senior year academically. Among them are several players that have started or seen significant action at USF in quarterbacks Bryce Archie and Byron Brown, center Cole Best, defensive backs Brent Austin, Kajuan Banks, DeShawn Rucker and Tavin Ward, defensive linemen Bernard Gooden and Michael Williams, tight end Weston Wolf and long snapper Garrett Cates.

■ Notable 2025 season transfers that have graduated or are seniors academically include Dre Butler (DT), Jacob Merrifield (DT), Josh Celiscar (DL), Chase Leon (P), Connor McLaughlin (OL), Chas Nimrod (WR), Cartevious Norton (RB), Thomas Shrader (OL), Boogsie Silvera (DB) and Wyatt Sullivan (TE).

■ The Bulls have nine seniors or graduates in the secondary (4 returning starters), eight on the offensive line (four returning starters) and seven at wide receiver.

GRADUATES

Offense (7): Jaden Alexis (WR), Derek Bowman (OL), Christian Helms (WR), Zane Herring (OL), Mike Lofton (OL), Naïem Simmons (WR), Jack Wilty (OL).

Defense (9): Amer Amer (LB), Dre Butler (DT), D.J. Harris (BB), Mac Harris (LB), Ben Knox (CB), Jacob Merrifield (DT), Jhalyn Shuler (LB), Jaelen Stokes (S), Rico Watson (BB).

AUSSIE PUNTERS

USF will look to replace Australian Punter Andrew Stokes (Perth, Australia), who was named a Phil Steele Honorable Mention All-American and a first-team all-conference selection in 2024 and has handled the Bulls punting duties for the last four seasons, splitting duties in 2022. He left the program second all-time in career punting yards (8,277) and total punts (197) and fourth in career average (42.0).

■ USF brought in two Australian punters in the Class of 2025 that trained with ProKick Australia and will compete for the job. Lamar University transfer Chase Leon (Brisbane) and incoming freshman Luke Goater (Melbourne).

■ Leon was named a 2024 Phil Steele Second Team Freshman All-America, punting 44 times for 1,997 yards at Lamar with 12 landing inside the 20 and 15 going over 50 yards.

■ Goater, a 24-year old, comes to USF as an older player similar to Stokes and having spent time across multiple leagues in Australia Rules Football, first appearing in matches for the Sunbury Lions in the Ballarat Football League.

■ Returners Piers Stainton and Cooper Evans will also compete for the job.

ACADEMIC SUCCESS

The Fall 2024 semester marked a historic milestone for USF's student-athletes as they earned the highest USF Athletics GPA on record at 3.46, extending a streak of 20 consecutive terms with a GPA above 3.00. More than 85 percent of student-athletes achieved a GPA of 3.00 or higher, with seven teams recording their best-ever semester GPAs.

■ Indicative of the culture of excellence installed by Head Coach Alex Golesh, the football team posted a record 3.18 GPA in the fall and a record 88 players named to the Athletics Honor Roll.

USF INVESTING MORE THAN \$366 MILLION IN FOOTBALL FACILITIES

Since 2021, USF has completed football facility projects or committed funding for projects totalling more than \$366 million.

Among the projects:

\$3.1 million locker room/office renovation (opened 2021)

\$22 million Indoor Performance Facility (opened 2023)

\$1+ million Weight Room/Whirlpool upgrade (opened 2023)

\$340 million On-Campus Stadium (2027) & Operations Center



USF JOINS ELITE AAU

Joining the AAU is a tremendous milestone as it formalizes USF's position as a leading research university. Founded in 1956, the university has rapidly evolved into a global powerhouse that transforms lives through education, research and innovation. USF, with campuses in Tampa, St. Petersburg and Sarasota-Manatee, is the first public university in Florida to be invited to join the AAU in nearly 40 years and is now one of only two institutions from the State University System of Florida to serve as an AAU member, joining the University of Florida.

■ USF is one of the youngest institutions to be welcomed into the AAU, a reflection of the university's fast rise. It joins the ranks of prestigious universities, such as Harvard, Yale, MIT, Stanford, Princeton, Florida, UCLA, Ohio State and Michigan. Of the association's now 71 members, USF is the fifth youngest and one of only six AAU universities to be founded after 1950.

RETURNING SPECIAL TEAMS PLAYERS TO WATCH

K • #25 NICO GRAMATICA • 5-8 • 165 • FR.

2024 STATS: Games: 13, PAT: 1-1, FG: 3-5, FG Long: 58, KO: 66 for 4,074 yards (61.7 avg.), 29 touchdowns, 1 out of bounds.

HONORS: 2024 Lindy's Preseason All-AAC Second Team

NOTABLES: • Rated a two-star recruit by 247Sports and Rivals and the number one ranked kicker in the 2024 class...as a senior in 2023, kicked a school record 54-yard field goal, and then topped it later with a 56-yard field goal.

TOP GAMES: • Became the first kicker in USF history to make two 50+ yard FG's in a game vs. Miami (9/21/24)...The first was the second longest in program history (58 yards), next to only his Uncle's (Bill Gramatica) 63-yard FG vs. Austin Peay (11/18/2000). The kick is the fifth longest make in the nation this season as of 10/4/24. Proceeded to knock in a 51-yard attempt in the second quarter.

• Knocked in his third career FG attempt (52-yards) vs. Memphis (10/12) passing his uncle Bill Gramatica (2) for most 50+ yard FGs made in career. Only trails Marvin Kloss (4) in USF program history.

PERSONAL INTEREST: • Father, Martin, was drafted by the Tampa Bay Buccaneers in the third round of the 1999 NFL Draft after winning Lou Groza Award and earning All-American and All-Big 12 honors at Kansas State...Martin played through 2008, making the Pro Bowl, being named All-Pro in 2000, and winning Super Bowl XXXVII. Martin also holds the record for longest FBS field goal at 65 yards.

• Nico's two uncles, Bill and Santiago, both kicked at USF. Bill kicked for USF from 1998-2000 and later for the Arizona Cardinals from 2001-03 and New York Giants in 2004. Santiago kicked for USF from 2001-04. Bill owns the USF record for longest field goal (a 63-yarder in 2000). Santiago ranks No. 3 at USF in career scoring (246), while Bill is No. 6 (193).

• His father and both his uncles wore No. 7. Nico started in No. 7 in his first fall camp, but switched to No. 25 (2+5=7) as the Bulls already had two No. 7s on the roster.

HEAD COACH ALEX GOLESH

3rd Season at USF/3rd Season Overall Ohio State, 2006

The son of Russian immigrant parents who worked his way through the collegiate coaching ranks with a blue-collar work ethic, Alex Golesh produced the greatest turnaround in USF program history in his first season, taking the Bulls from a 1-11 record before his arrival to a 7-6 mark and Boca Raton Bowl rout of Syracuse (45-0).

► Followed that up with a second-straight bowl victory in his second season, leading USF to wins in five of their last seven games to go 7-6 and down San Jose State in the 2023 Hawaii Bowl (41-39, 5 OT)

► USF is the fifth program he has helped create a major turnaround at in 22 seasons of collegiate coaching, serving on the staffs of eight FBS programs and leading one.

► Named the sixth head coach in USF football history on Dec. 4, 2022.

► His first full-cycle recruiting class at USF (Class of 2024) was the highest ranked for the program in a decade and the highest ranked of all non-autonomous league programs checking in at No. 46 on 247Sports, one of the best hauls of the last 15 years. USF's Class of 2025 ranked No. 2 in among all non-autonomous leagues.

► His first USF squad set 12 team and 16 individual records and his offense finished 2023 ranked No. 17 in total offense (451.6 ypg) and led the nation with 82.1 plays per game. In each of his three seasons as an offensive coordinator prior to arriving at USF, Golesh's offenses finished in the top 10 in scoring offense and total offense in FBS football each year.

NOTABLES

TENNESSEE OFFENSIVE COORDINATOR

► 2022 Broyles Award finalist and 247 Sports Offensive Coordinator of the Year.

► Led the nation's highest-scoring and most-explosive offense, having served two seasons as offensive coordinator/tight ends coach at the University of Tennessee (2021 & 2022).

► He helped propel the Vols from three wins (3-7) the season before his arrival to 10 wins and a No. 6 CFP ranking in 2022, implementing a tempo-based offense that led to dramatic improvement, shattered Vols' records and saw UT rank No. 1 in the nation in scoring (47.33), yards per game (538.1), points per possession (3.24) and yards per play (7.35) in 2022.

► Took Tennessee offense from No. 108 before his arrival to No. 7 (2021) to No. 1 (2022)

► His first Tennessee offense shattered eight team single-season records, including points (511), total offensive yards (6,174), touchdowns (67) and passing efficiency (167.10), and has surpassed all those marks again in 2022 with games remaining.

► Tennessee was the only team to average over 300 yards passing and 200 yards rushing on the 2022 season, and had scored 40-plus points in 15 of its 25 games since his arrival.

► Quarterback Hendon Hooker shattered Tennessee single-season records for completion percentage (68.0) and passing efficiency (181.41) in 2021 and surpassed the completion percentage mark in 2022 (69.6) while becoming a Maxwell Award finalist as the top player in college football.

► Tennessee's Jalin Hyatt became the first Tennessee player ever to win the Biletnikoff Award as the nation's top receiver in 2022.

► Golesh and the Vols improved a scoring offense that skyrocketed 107 spots from 108th in the country in 2020 to seventh in 2021 and first in 2022.

IOWA STATE

► Served as tight ends coach/recruiting coordinator for head coach Matt Campbell's first four seasons at Iowa State (2016-19) where he helped secure and develop the talent that led the Cyclones to a turnaround from a 3-9 season before their arrival to a run of five-straight bowl games (of which he was part of three) and an eventual 9-3, Fiesta Bowl season the year after his departure.

► Golesh helped secure the four highest-ranked recruiting classes in program history, with all four ranking in the top 50 and two in the top 40.

ILLINOIS

► While serving as a position coach (tight ends/running backs) and recruiting coordinator for four seasons at Illinois (2012-15), he helped the program go from two wins in his first season to back-to-back bowl games in his last two, and as tight ends coach/recruiting coordinator

TOLEDO

► Helped lead the Rockets from a 3-9 mark before his arrival to 8-5 and 9-4 campaigns in his last two years. Golesh aided the Toledo program in securing the No. 1 recruiting class in the Mid-American Conference in consecutive years (2010 & 2011) according to Rivals.com.

► Golesh also has coaching experience in the state of Florida, serving for one season as co-offensive coordinator/tight ends coach at UCF (2020) with Josh Heupel, where the Knights ranked second in FBS football in total offense (568.1).



THE BOOK ON ALEX GOLESH

3rd Season as a Head Coach

22nd season overall in collegiate coaching

HEAD COACH RECORD

| YEAR | SCHOOL | RECORD | POSTSEASON |
|----------------|----------|--------------|---------------------|
| 2024 | USF (HC) | 7-6 | Hawaii Bowl (W) |
| 2023 | USF (HC) | 7-6 | Boca Raton Bowl (W) |
| OVERALL | | 14-12 | 2-0 |

YEAR-BY-YEAR

| | | |
|---------|-------------------|---|
| 2023- | USF | Head Coach |
| 2021-22 | Tennessee | Offensive Coordinator/Tight Ends |
| 2020 | UCF | Co-Offensive Coordinator/Tight Ends |
| 2016-19 | Iowa State | Tight Ends/Recruiting Coordinator |
| 2015 | Illinois | Tight Ends/Special Teams Coordinator |
| 2014 | Illinois | Running Backs/Tight Ends/Recruiting Coordinator |
| 2012-13 | Illinois | Tight Ends/Recruiting Coordinator |
| 2009-11 | Toledo | Tight Ends/Recruiting Coordinator |
| 2008 | Oklahoma State | Graduate Assistant |
| 2006-07 | Northern Illinois | Graduate Assistant |
| 2004-05 | Ohio State | Student Assistant |

FAMILY

Wife: Alexis; Daughter: Corbin; Son: Barrett

NOTABLE:

► Golesh was born in Moscow, Russia, and moved with his parents and older brother, Eugene, to Brooklyn, N.Y. in 1991 at the age of seven.

► He can still speak Russian.

► The family later relocated to Dublin, Ohio, where he was a three-year letter winner in football at Dublin Scioto High School.

"Alex has always taken the philosophy of 'no job too small to help the team win' at every stop along his journey. He has remained steadfast in doing what was best for the team, putting the players and his family first and remaining humble as he has climbed through this hectic profession. I am excited to watch his success."

- Mike Vrabel, Head Coach of the Tennessee Titans

2025 USF FOOTBALL STAFF



KODI BURNS

Assistant Head Coach/Co-Offensive Coord./Wide Receivers Coach

Alma Mater: Auburn, '11
1st Season with USF

- Coached two years with the NFL's New Orleans Saints
- Co-Offensive Coordinator at Auburn in 2017 when the Tigers became just the eighth team in SEC history to rush and pass for 3,000 yards in a season.
- Won a national title as a player and an SEC Championship as both a player and coach at his alma mater of Auburn.




JOEL GORDON

Offensive Coordinator/Quarterbacks

Alma Mater: Shepherd University, '03
3rd Season with USF

- Guided Byrum Brown to USF season passing records in 2023.
- Helped Iowa State from 3-9 to 5 straight bowls & 2020 Fiesta
- Mentored 4-time All-Big 12 QB Brock Purdy, set 32 school records.
- Offensive coordinator at Emory & Henry (2008-10)
- All-conference quarterback at Shepherd, passed for 7,236 yards




TYLER HUDANICK

Run Game Coord./Offensive Line Coach

Alma Mater: UCF, '18
3rd Season with USF

- Started 28 games on the offensive line for UCF, helping the team to set a new program record for single-season rushing in 2018.
- Member of UCF's 2017 & 2018 AAC Championship teams and the 2018 Chick-fil-A Peach Bowl winning team.
- Graduate assistant at Tennessee 2021-22.




MICAH JAMES

Running Backs Coach

Alma Mater: Middle Tennessee, '12
2nd Season with USF

- Part of Tennessee staff that guided the SEC's leading rushing offense (204.8 ypp) in 2023.
- Helped Utah State to the best season in school history with an 11-3 record and first-ever Mountain West championship in 2021.
- Part of UCF staff that went 12-1 and won an AAC championship.
- Conference titles with Utah State, UCF, and Arkansas State.



JACK TAYLOR

Tight Ends Coach

Alma Mater: Missouri, '17
3rd Season with USF

- Served as an analyst with the wide receivers in 2023, helping Sean Atkins set school records for receptions and yards.
- Worked with Gohesh and Josh Heupel as an analyst at Tennessee, helping the Vols lead the nation in scoring and yards per game.
- Worked with Gohesh and Heupel at UCF.



ANDREW WARSAW

Associate AD/Football Chief of Staff

Alma Mater: West Virginia, '09
3rd Season with USF

- 11 years of collegiate and NFL operations experience
- Director of operations at Tennessee, 2020-22
- Asst. Director of operations at Mississippi State, 2018-19
- NFL's director of game operations, 2016-17
- Stints at Purdue, Arizona, Fordham, Merchant Marine, Penn and Villanova



JEFF JONES

Director of Player Development

Alma Mater: Otterbein College, '91
3rd Season with USF

- 29 years in education as an administrator, teacher and coach.
- Served as principal at four high schools in Ohio and associate principal at one during 14 years as an administrator.
- Taught science and biology at 7 schools over 15 years as a teacher.
- Named the 2006 Ohio Division I State Coach of the Year.
- Alex Gohesh's high school offensive coordinator at Dublin Scioto High, where Gohesh was an offensive lineman. They were also neighbors and won a conference championship.



TODD ORLANDO

Defensive Coordinator/Inside Linebackers

Alma Mater: Wisconsin, '94
3rd Season with USF

- 20 years as a defensive coordinator at eight FBS programs.
- Defenses ranked in Top 25 in scoring & total at several stops.
- Teams have earned a bowl appearance in 14 of the last 19 seasons
- Produced six players recognized as conference defensive player of the year (3), lineman of the year (2) or freshman of the year (1)
- Helped Houston win the 2015 AAC Championship and Peach Bowl. Bowl, post 13



CHAD CREAMER

Special Teams Coord./Outside Linebackers

Alma Mater: Ohio State, '08
3rd Season with USF

- Bulls punter Andrew Stokes was a 2024 1st team All-AAC & HM All-America pick
- Served as defensive coordinator at FCS, Division II and Division III levels
- Defensive analyst at Tennessee in 2022.
- Defensive Coordinator at DII Shorter University, 2018-19
- Graduate assistant at Ohio State, 2007-08.




JAMES ROWE

Defensive Pass Game Coordinator/Safeties

Alma Mater: USF, '09
3rd Season with USF

- Five seasons of experience coaching in the NFL.
- Defensive backs coach for 2022 East-West Shrine Bowl
- Played baseball at South Florida (2005-07)) - left-handed pitcher and outfielder
- First-team all-state baseball player & third-team all-state football player at Cocoa High School.




KEVIN PATRICK

Defensive Line Coach

Alma Mater: Miami, '94
3rd Season with USF/9th overall in 3rd stint

- Coached 2017 Nagurski Trophy & ACC Defensive POY Bradley Chubb (NC State), two-time first-team All-American George Selvie (USF) and No. 15 overall NFL Draft pick and eventual Pro Bowler Jason Pierre-Paul (USF). Coached three NFL Draft picks at USF.
- '93 AP 1st-team All-American & Big East Defensive POY at Miami.
- Helped lead Miami to two national championships as a player.



DEMARCUS VAN DYKE

Cornerbacks Coach

Alma Mater: Miami (Fla.), '11
2nd Season with USF

- Six-year NFL career after being a third-round NFL Draft pick in 2011 by the Oakland Raiders.
- Played in 51 games with 21 starts at the University of Miami
- Two-sport athlete (football and track) at Miami
- Anchored 2007 state champion 4X100 relay, Monsignor Pace High School




BRAD WILSON

Defensive Assistant

Alma Mater: Ashland Univ. '07
1st Season with USF

- Came to USF after serving as assistant head coach/defensive coordinator at Indiana State (2017-23)
- Five seasons as the defensive coordinator at Wayne State from 2012-16.
- Wilson was promoted to Assistant Head Coach at ISU in the spring of 2023.



GEORGE COURIDES

Head Strength & Conditioning Coach

Alma Mater: East Stroudsburg, '08
3rd Season with USF

- A Certified Strength and Conditioning Specialist (CSCS).
- As associate strength & conditioning coach at Iowa State, helped the Cyclones go from three wins to a Fiesta Bowl victory.
- Worked in the NFL with the N.Y. Jets.
- Member of the East Stroudsburg University rugby, helping the team win the 2007 Eastern Pennsylvania Rugby Union (EPRU) title.

NUMERICAL

| No. | Name |
|-----|-----------------------|
| 0 | Jarvis Lee, CB |
| 0 | Brandon Winton, WR |
| 1 | Jonathan Echols, TE |
| 1 | Ben Knox, CB |
| 2 | Chas Nimrod, WR |
| 2 | Tavin Ward, S |
| 3 | Bryce Archie, QB |
| 3 | Bernard Gooden, DT |
| 4 | K'Wan Powell, RB |
| 4 | Michael Williams, DE |
| 5 | Brent Austin, CB |
| 5 | Cartevious Norton, RB |
| 6 | Rodney Hill, LB |
| 6 | Naiem Simmons, WR |
| 7 | Kory Pettigrew, WR |
| 7 | Jhalyn Shuler, LB |
| 8 | Josh Celiscar, DL |
| 8 | Wyatt Sullivan, TE |
| 9 | James Chenault, CB |
| 10 | Alvon Isaac, RB |
| 10 | Ira Singleton, BB |
| 11 | D.J. Harris, OLB |
| 11 | Locklan Hewlett, QB |
| 11 | Keshaun Singleton, WR |
| 12 | Jaden Alexis, WR |
| 12 | Zavier Hamilton, LB |
| 13 | Kajuan Banks, S |
| 14 | Eli Jones, DE |
| 14 | Marcelis Tate, QB |
| 15 | Tayte Crable, TE |
| 15 | Fred Gaskin, S |
| 16 | Jeremiah Jones, S |
| 16 | Jeremiah Koger, WR |
| 17 | Byrum Brown, QB |
| 17 | Devon Byrd, LB |
| 18 | Levi Smiley, DE |
| 18 | Weston Wolff, TE |
| 19 | Boogsie Silvera, DB |
| 19 | JeyQuan Smith, WR |
| 20 | Jaylen Johnson, RB |
| 20 | Jabari Smith, S |
| 21 | Arkese Parks, WR |
| 21 | Jaelen Stokes, S |
| 22 | DeShawn Rucker, CB |
| 23 | Jonas Duclona, CB |
| 24 | Mac Harris, LB |
| 25 | Nykahi Davenport, RB |
| 25 | Nico Gramatica, K |
| 25 | Daron Jean, DB |
| 26 | Cameron Cobb, WR |
| 26 | Jermaine Dalias, S |
| 27 | Jayden Davis, WR |
| 28 | Ryan Jenkins, DT |
| 29 | Deylen Platt, CB |
| 31 | Jair Murphy, CB |

2025 USF FOOTBALL SPRING ALPHABETICAL ROSTER

| No. | Name | Pos. | Ht. | Wt. | Class/Elig. | Hometown (Previous Schools) |
|-----|--------------------|------|------|-----|-------------|---|
| 12 | Jaden Alexis | WR | 6-0 | 190 | Gr. | Pompano Beach, Fla. (Monarch HS/Texas) |
| 54 | Amer Amer | LB | 6-1 | 225 | Gr. | Winter Garden, Fla. (Windermere HS) |
| 3 | Bryce Archie | QB | 6-3 | 215 | Sr. | Powder Springs, Ga. (McEachern HS/Coastal Carolina) |
| 5 | Brent Austin | CB | 5-11 | 180 | Sr. | San Bernardino, Calif. (Cajon HS/James Madison) |
| 79 | D'Wayne Bain | OL | 6-5 | 315 | So. | Lithia, Fla. (Newsome HS) |
| 13 | Kajuan Banks | DB | 5-10 | 188 | Sr. | Tallahassee, Fla. (Godby HS/South Carolina) |
| 76 | Colin Bellomy | OL | 6-7 | 270 | Fr. | Powder Springs, Ga. (Harrison HS) |
| 72 | Cole Best | OL | 6-4 | 315 | Sr. | Winter Park, Fla. (Trinity Prep) |
| 49 | Easton Bonnett | LS | 5-11 | 180 | So. | Orlando, Fla. (Edgewater HS) |
| 74 | Deonte Bowie | OL | 6-4 | 312 | Sr. | Pflugerville, Texas (Hendrickson HS/Blinn College) |
| 62 | Derek Bowman | OL | 6-5 | 300 | Gr. | Magnolia, Texas (Magnolia HS/Houston) |
| 17 | Byrum Brown | QB | 6-3 | 225 | Sr. | Raleigh, N.C. (Rolesville HS) |
| 41 | George Brown IV | S | 5-10 | 180 | So. | Orlando, Fla. (Jones HS) |
| 91 | Dre Butler | DL | 6-5 | 280 | Gr. | Conyers, Ga. (Newton HS/Charlotte) |
| 17 | Devon Byrd | LB | 6-3 | 215 | So. | West Palm Beach, Fla. (Cardinal Newman HS) |
| 54 | Braden Carter | OL | 6-6 | 290 | So. | Cummings, Ga. (Forsyth Central HS) |
| 95 | Garrett Cates | LS | 6-2 | 220 | Sr. | Lutz, Fla. (Steinbrenner HS/Charleston Southern) |
| 8 | Josh Celiscar | DL | 6-3 | 292 | Sr. | Winter Haven, Fla. (Winter Haven HS/UCF/Texas A&M) |
| 9 | James Chenault | DB | 6-0 | 175 | So. | Orlando, Fla. (Jones HS) |
| 92 | Braden Chisholm | DT | 6-5 | 272 | So. | West Palm Beach, Fla. (Cardinal Newman HS) |
| 26 | Cameron Cobb | WR | 5-11 | 190 | Sr. | Tampa, Fla. (Wharton HS) |
| 60 | Khalil Collins | OL | 6-1 | 288 | Fr. | Moultrie, Ga. (Colquitt County HS) |
| 15 | Tayte Crable | TE | 6-5 | 215 | Fr. | Massillon, Ohio (Archbishop Hoban HS) |
| 26 | Jermaine Dalias | S | 6-2 | 190 | So. | Coconut Creek, Fla. (American Heritage HS) |
| 47 | Evan Dangler | TE | 6-3 | 250 | Sr. | Bradenton, Fla. (Braden River HS) |
| 25 | Nykahi Davenport | RB | 6-0 | 216 | So. | Roswell, Ga. (Roswell HS) |
| 27 | Jayden Davis | WR | 5-10 | 180 | Sr. | Baltimore, Md. (Steinbrenner HS) |
| 23 | Jonas Duclona | CB | 5-11 | 190 | Jr. | Naples, Fla. (Naples HS/Wisconsin) |
| 1 | Jonathan Echols | TE | 6-6 | 235 | So. | Franklin, Ga. (IMG Academy) |
| 96 | Chad Elder | DE | 6-3 | 255 | Sr. | Neptune Beach, Fla. (Fletcher HS) |
| 43 | Cooper Evans | K | 6-2 | 200 | So. | Athens, Ga. (Clarke Central HS) |
| 50 | Dinellson Exume | DT | 6-4 | 270 | So. | Miami, Fla. (Edison HS) |
| 15 | Fred Gaskin | S | 5-10 | 180 | So. | Ocala, Fla. (Vanguard HS) |
| 39 | Luke Goater | P | 6-2 | 195 | Fr. | Melbourne, Australia (ProKick Australia) |
| 3 | Bernard Gooden | DT | 6-1 | 280 | Sr. | Montgomery, Ala. (Park Crossing HS/Wake Forest) |
| 70 | Gerrick Gordon Jr. | OL | 6-4 | 290 | Fr. | Reddick, Fla. (Carrollwood Day HS) |
| 25 | Nico Gramatica | K | 5-8 | 165 | So. | Tampa, Fla. (Cambridge Christian HS) |
| 97 | Jahari Grant | DT | 6-2 | 315 | So. | Port St. Lucie, Fla. (Treasure Coast HS) |
| 12 | Zavier Hamilton | LB | 6-2 | 230 | So. | Gulf Breeze, Fla. (Fort Walton Beach HS) |
| 11 | D.J. Harris | BB | 6-2 | 242 | Gr. | Houston, Texas (New Caney HS/Texas) |
| 24 | Mac Harris | OLB | 6-0 | 230 | Gr. | The Villages, Fla. (The Villages Charter School) |
| 85 | Christian Helms | WR | 6-2 | 203 | Gr. | Seffner, Fla. (Seffner Christian HS) |
| 51 | Zane Herring | OL | 6-5 | 315 | Gr. | Madison, Fla. (Madison County HS/Florida State) |
| 11 | Locklan Hewlett | QB | 6-1 | 190 | Fr. | St. Augustine, Fla. (St. Augustine HS) |
| 6 | Rodney Hill Jr. | LB | 5-10 | 225 | So. | Bunnell, Fla. (Mainland HS) |
| 40 | Ty Ippolito | K | 5-10 | 180 | Jr. | Orlando, Fla. (Bishop Moore HS) |
| 10 | Alvon Isaac | RB | 5-9 | 185 | So. | Hawthorne, Fla. (Hawthorne HS) |
| 25 | Daron Jean | CB | 5-10 | 178 | So. | Bradenton, Fla. (Manatee HS) |
| 55 | James Jenkins | OL | 6-5 | 300 | Jr. | Tampa, Fla. (Carrollwood Day HS) |
| 28 | Ryan Jenkins | DT | 6-4 | 245 | So. | Albany, Ga. (Westover School) |
| 20 | Jaylen Johnson | RB | 5-9 | 200 | Jr. | Baxley, Ga. (Appling County HS) |
| 47 | Ryan Johnson | LB | 5-11 | 215 | So. | Tampa, Fla. (Carrollwood Day HS) |
| 14 | Eli Jones | DE | 6-3 | 245 | Fr. | Venice, Fla. (Venice HS) |
| 86 | Fin Jones | TE | 6-6 | 240 | Jr. | Venice, Fla. (Venice HS/FAU) |
| 16 | Jeremiah Jones | S | 6-0 | 185 | Fr. | Riverview, Fla. (Sumner HS) |

| | | | | | | | | |
|----|---------------------|----|------|-----|-----|---|----|-------------------------|
| 1 | Ben Knox | CB | 6-2 | 200 | Gr. | DeLand, Fla. (DeLand HS) | 31 | Pierse Stainton, P |
| 16 | Jeremiah Koger | WR | 6-3 | 190 | Fr. | Baltimore, Md. (St. Frances Academy) | 33 | Ashton Mosley, BB |
| 88 | Brandon Kubay | TE | 6-3 | 225 | Fr. | Manitoba, Canada (St. Thomas More HS) | 34 | Rico Watson, BB |
| 58 | TJ Lawrence | OL | 6-5 | 310 | So. | Orange Park, Fla. (Fleming Island HS) | 35 | Marseille Taylor, CB |
| 53 | Gavin Leach | LB | 6-2 | 205 | Fr. | Newburgh, Ind. (Castle HS) | 37 | Chase Leon, P |
| 0 | Jarvis Lee Jr. | S | 5-11 | 180 | Jr. | Jacksonville, Fla. (IMG Academy) | 37 | Victor Zidor, S |
| 37 | Chase Leon | P | 6-5 | 210 | Sr. | Brisbane, Australia (Lamar University) | 39 | Luke Goater, P |
| 65 | Mike Lofton | OL | 6-2 | 320 | Gr. | Clearwater, Fla. (Calvary Christian HS/UCF) | 40 | Ty Ippolito, K |
| 46 | William MacKinnon | LS | 6-2 | 220 | So. | Sarasota, Fla. (Cardinal Mooney HS) | 40 | Jacob Merrifield, DT |
| 77 | Tyreek Major | OL | 6-6 | 320 | So. | Tampa, Fla. (Gaither HS) | 41 | George Brown IV, S |
| 71 | Connor McLaughlin | OL | 6-7 | 295 | Sr. | Tampa, Fla. (Jesuit HS/Stanford) | 42 | Adam Zouagui, K |
| 48 | Turner McLaughlin | LS | 6-1 | 220 | So. | Pensacola, Fla. (Pensacola Catholic/Tennessee Tech) | 43 | Cooper Evans, K |
| 40 | Jacob Merrifield | DT | 6-2 | 285 | Gr. | Winder, Ga. (Winder-Barrow HS/FAU) | 45 | Wyatt Stiehl, TE |
| 66 | Teriyan Morman | OL | 6-5 | 350 | So. | Ocala, Fla. (Vanguard HS) | 46 | Will MacKinnon, LS |
| 33 | Ashton Mosley | BB | 6-3 | 230 | So. | Blountstown, Fla. (Blountstown HS) | 47 | Evan Dangler, TE |
| 31 | Jair Murphy | CB | 6-0 | 200 | Jr. | Ocoee, Fla. (Dr. Phillips HS/Tulsa) | 47 | Ryan Johnson, LB |
| 2 | Chas Nimrod | WR | 6-2 | 185 | Jr. | Bentonville, Ark. (Bentonville HS/Tennessee) | 48 | Turner McLaughlin, LS |
| 5 | Cartevious Norton | RB | 5-11 | 225 | Sr. | Waycross, Ga. (Ware County HS/Iowa State/Charlotte) | 49 | Easton Bonnett, LS |
| 59 | Greg Otten | LB | 6-1 | 221 | Jr. | Fort Lauderdale, Fla. (Cardinal Gibbons HS) | 50 | Dinelson Exume, DT |
| 21 | Arkese Parks | WR | 6-2 | 175 | So. | Tampa, Fla. (Robinson HS) | 51 | Zane Herring, OL |
| 7 | Kory Pettigrew | WR | 6-1 | 180 | Fr. | Kathleen, Ga. (Perry HS) | 53 | Gavin Leach, LB |
| 29 | Deylen Platt | CB | 6-3 | 180 | So. | Venice, Fla. (Venice HS) | 54 | Amer Amer, LB |
| 80 | Joshua Porter | WR | 6-0 | 188 | So. | Sebring, Fla. (Fort Meade HS) | 54 | Braden Carter, OL |
| 4 | K'wan Powell | RB | 5-9 | 210 | Sr. | Vernon, Fla. (Vernon HS) | 55 | James Jenkins, OL |
| 84 | Cade Roberts | WR | 5-11 | 185 | Sr. | Santa Rosa Beach, Fla. (South Walton HS) | 56 | Cole Skinner, OL |
| 22 | DeShawn Rucker | CB | 6-0 | 188 | Sr. | Tallahassee, Fla. (Godby HS/Tennessee) | 58 | TJ Lawrence, OL |
| 67 | Thomas Shrader | OL | 6-5 | 305 | Sr. | Venice, Fla. (Venice HS/Florida State/Appalachian State) | 59 | Greg Otten, LB |
| 7 | Jhalyn Shuler | LB | 6-3 | 225 | Gr. | Abbeville S.C. (Abbeville HS/Coffeyville CC) | 60 | Khalil Collins, OL |
| 19 | Boogsie Silvera | DB | 5-11 | 191 | Sr. | Pembroke Pines, Fla. (American Heritage HS/Charleston Southern/McNeese State) | 62 | Derek Bowman, OL |
| 6 | Naiem Simmons | WR | 5-10 | 185 | Gr. | Cherry Hill, N.J. (Cherry Hill West HS/Wagner) | 65 | Mike Lofton, OL |
| 10 | Ira Singleton | BB | 6-5 | 225 | So. | Lilburn, Ga. (Parkview HS) | 66 | Teriyan Morman, OL |
| 11 | Keshaun Singleton | WR | 6-3 | 212 | Jr. | Norcross, Ga. (Meadowcreek HS) | 67 | Thomas Shrader, OL |
| 56 | Cole Skinner | OL | 6-5 | 325 | Jr. | Point Pleasant, N.J. (Point Pleasant Boro HS) | 70 | Gerrick Gordon, OL |
| 18 | Levi Smiley | DE | 6-4 | 220 | So. | Cincinnati, Ohio (Purcell Marian HS) | 71 | Connor McLaughlin, OL |
| 20 | Jabari Smith | S | 5-11 | 155 | Fr. | Orlando, Fla. (Wekiva HS) | 72 | Cole Best, OL |
| 19 | JeyQuan Smith | WR | 5-10 | 180 | Jr. | San Bernardino, Calif. (Cajon HS) | 74 | Deonte Bowie, OL |
| 31 | Pierse Stainton | P | 6-2 | 192 | Sr. | Sarasota, Fla. (Cardinal Mooney HS) | 75 | Khalil Walker, OL |
| 45 | Wyatt Stiehl | TE | 6-3 | 235 | Sr. | Tampa, Fla. (East Lake HS/Mount Union) | 76 | Colin Bellomy, OL |
| 21 | Jaelen Stokes | S | 6-1 | 198 | Gr. | Auburndale, Fla. (Auburndale HS) | 77 | Tyreek Major, OL |
| 8 | Wyatt Sullivan | TE | 6-4 | 245 | Sr. | Atlanta, GA (Robert F. Munroe Day/FAU) | 78 | Jack Wilty, OL |
| 14 | Marcelis Tate | QB | 6-2 | 205 | So. | Neptune Beach, Fla. (Fletcher HS) | 79 | D'Wayne Bain, OL |
| 35 | Marseille Taylor | CB | 6-2 | 185 | Sr. | Sanford, Fla. (Riverside CC/Stephen F. Austin) | 80 | Joshua Porter, WR |
| 75 | Khalil Walker | OL | 6-5 | 310 | Jr. | Canton, Ohio (Pickerington Central HS/Coffeyville CC) | 84 | Cade Roberts, WR |
| 2 | Tavin Ward | S | 6-1 | 197 | Sr. | Fort Myers, Fla. (North Fort Myers HS) | 85 | Christian Helms, WR |
| 34 | Rico Watson III | BB | 6-0 | 234 | Gr. | Tampa, Fla. (Armwood HS/Florida State/Robert Morris) | 86 | Fin Jones, TE |
| 94 | Brooks Williams Jr. | DE | 6-6 | 220 | Fr. | Port Saint Lucie, Fla. (St. Lucie West Centennial HS) | 88 | Brandon Kubay, TE |
| 4 | Michael Williams II | DE | 6-3 | 260 | Sr. | Farmington Hills, Mich. (West Bloomfield HS) | 91 | Dre Butler, DL |
| 78 | Jack Wilty | OL | 6-4 | 321 | Gr. | Attoona, Iowa (Southeast Potk HS/N. Illinois/Iowa Central CC/Colorado) | 92 | Braden Chisholm, DT |
| 0 | Brandon Winton | WR | 6-2 | 194 | So. | Knoxville, Tenn. (Alcoa HS) | 94 | Brooks Williams Jr., DE |
| 18 | Weston Wolff | TE | 6-4 | 245 | Sr. | Venice, Fla. (Venice HS/Maryland) | 95 | Garrett Cates, LS |
| 37 | Victor Zidor | S | 6-2 | 195 | Sr. | Cocoa, Fla. (Cocoa HS/Allen Univ.) | 96 | Chad Elder, DE |
| 42 | Adam Zouagui | K | 5-11 | 175 | Jr. | Reston, Va. (Herndon HS/Davidson) | 97 | Jahari Grant, DT |

2024 SEASON USF FOOTBALL DEPTH CHART

(FROM HAWAI'I BOWL - RETURNERS BOLDDED)

OFFENSE

| POS | # | Name | Ht. | Wt. | Cl. |
|-------------|------|-------------------------------|------|-----|-----|
| WR | 11 | Keshaun Singleton | 6-3 | 212 | Jr. |
| | OR 7 | Michael Brown-Stephens (TR) | 6-0 | 192 | Gr. |
| TE | 88 | Payten Singletary (TR) | 6-4 | 240 | Gr. |
| | 87 | Gunnar Greenwald | 6-4 | 247 | Sr. |
| | 47 | Evan Dangler (BA) | 6-3 | 250 | Sr. |
| RT | 62 | Derek Bowman (TR) | 6-5 | 300 | Gr. |
| | 78 | Jack Wilty (TR) | 6-4 | 321 | Gr. |
| RG | 51 | Zane Herring (BA) (TR) | 6-5 | 315 | Gr. |
| | 56 | Cole Skinner | 6-5 | 325 | Jr. |
| C | 72 | Cole Best | 6-4 | 315 | Sr. |
| | 65 | Mike Lofton (BA) (TR) | 6-2 | 320 | Gr. |
| LG | 78 | Jack Wilty (TR) | 6-4 | 321 | Gr. |
| | 74 | Deonte Bowie | 6-4 | 312 | Sr. |
| LT | 70 | RJ Perry (TR) | 6-6 | 330 | Gr. |
| | 61 | Gannon Lanning | 6-7 | 320 | Gr. |
| QB | 17 | Byrum Brown | 6-3 | 229 | Sr. |
| | 3 | Bryce Archie (TR) | 6-3 | 215 | Sr. |
| RB | 8 | Kelley Joiner Jr. | 5-9 | 195 | Gr. |
| | OR 9 | Ta’Ron Keith (TR) | 5-10 | 195 | Sr. |
| | OR 5 | Nay’Quan Wright (TR) | 5-9 | 203 | Gr. |
| SLOT | 38 | Sean Atkins | 5-10 | 186 | Gr. |
| | 80 | Josh Porter | 6-0 | 188 | So. |
| | 0 | Brandon Winton | 6-2 | 194 | So. |
| WR | 19 | JeyQuan Smith | 5-10 | 180 | Jr. |
| | OR 2 | Abdur-Rahmaan Yaseen (TR) | 6-2 | 202 | Gr. |
| | OR 1 | Josh Hardeman (TR) | 6-4 | 212 | Gr. |

DEFENSE

| POS | # | Name | Ht. | Wt. | Cl. |
|-----------------|---------------|------------------------------|----------------------------|-----|-----|
| B-BACKER | 34 | Rico Watson (BA) (TR) | 6-0 | 234 | Gr. |
| | OR 4 | Jason Vaughn | 6-5 | 245 | Gr. |
| | OR 11 | D.J. Harris (TR) | 6-2 | 230 | Gr. |
| OR | 10 | Ira Singleton | 6-5 | 225 | So. |
| | 90 | Decarius Hawthorne (TR) | 6-2 | 290 | Sr. |
| NOSE | 97 | Jahari Grant | 6-2 | 315 | So. |
| | TACKLE | 3 | Bernard Gooden (TR) | 6-1 | 280 |
| 44 | | Jacquez Williams | 6-2 | 300 | Jr. |
| END | 4 | Michael Williams | 6-3 | 260 | Sr. |
| | 91 | Ryan Jenkins | 6-4 | 245 | Jr. |
| | OR 18 | Levi Smiley | 6-4 | 220 | So. |
| LB | 24 | Mac Harris | 6-0 | 230 | Gr. |
| | 8 | DJ Gordon IV (BA) (TR) | 6-1 | 222 | Gr. |
| LB | 16 | Lex Long (TR) | 6-3 | 225 | Gr. |
| | 7 | Jhalyn Shuler | 6-3 | 225 | Gr. |
| | 6 | Jamie Pettway (TR) | 6-2 | 237 | Gr. |
| LB | 17 | Rodney Hill | 5-10 | 225 | So. |
| | CB | 22 | DeShawn Rucker (TR) | 6-0 | 188 |
| 9 | | James Chenault | 6-0 | 175 | So. |
| SAFETY | 2 | Tavin Ward | 6-1 | 197 | Sr. |
| | 5 | Caqavouis Berryhill | 6-4 | 205 | Gr. |
| NICKEL | 13 | Kajuan Banks (TR) | 5-10 | 188 | Sr. |
| | 0 | Jarvis Lee | 5-11 | 180 | Jr. |
| SS | 10 | D’Marco Augustin (TR) | 6-1 | 213 | Gr. |
| | 21 | Jaelen Stokes | 6-1 | 198 | Gr. |
| CB | 5 | Brent Austin (TR) | 5-11 | 180 | Sr. |
| | 1 | Ben Knox | 6-2 | 200 | Gr. |

(TR) = 4-YEAR SCHOOL TRANSFER (BA) = NATIVE OF SEVEN-COUNTY TAMPA BAY AREA



LISTEN TO PLAYERS PRONOUNCE THEIR NAME HERE:

PRONUNCIATION CHART

| | | |
|----|-----------------|------------------|
| 12 | JADEN Alexis | JAY-den |
| 54 | AMER AMER | AY-mer AY-mer |
| 13 | KAJUAN Banks | KUH-wan |
| 32 | James CHENAULT | shhh-NALT |
| 26 | Jermaine DALIAS | DOLL-eee-YES |
| 29 | DEYLEN Platt | DAY-lin |
| 4 | K’WAN Powell | KAY-wahn |
| 7 | JHALYN SHULER | JAY-lin SHOO-ler |
| 6 | NAIEM Simmons | NYE-eem |
| 19 | JEYQUAN Smith | JAY-kwon |
| 21 | JAELEN Stokes | JAY-len |
| 2 | TAVIN Ward | TAAA-vin |

SPECIALISTS

| POS | # | Name | Ht. | Wt. | Cl. |
|-----------|----|--------------------------------|------|-----|-----|
| P | 36 | Andrew Stokes | 6-5 | 230 | Sr. |
| | 31 | Pierse Stainton (BA) | 6-2 | 192 | Sr. |
| PK | 39 | John Cannon | 5-9 | 175 | Sr. |
| | 25 | Nico Gramatica (BA) | 5-8 | 165 | So. |
| | 40 | Ty Ippolito | 5-10 | 180 | Jr. |
| H | 16 | Ryan Bolduc (BA) | 6-1 | 210 | Gr. |
| | 36 | Andrew Stokes | 6-5 | 230 | Sr. |
| LS | 95 | Garrett Cates (BA) (TR) | 6-2 | 230 | Sr. |
| | 49 | Easton Bonnett | 5-11 | 180 | So. |
| KO | 25 | Nico Gramatica (BA) | 5-8 | 165 | So. |
| | 40 | Ty Ippolito | 5-10 | 180 | Jr. |

RETURNERS

| | | | | | |
|-----------|------|-----------------------------|------|-----|-----|
| KR | 9 | Ta’Ron Keith (TR) | 5-10 | 195 | Sr. |
| | OR 8 | Kelley Joiner Jr. | 5-9 | 195 | Gr. |
| PR | 38 | Sean Atkins | 5-10 | 186 | Gr. |
| | 9 | Ta’Ron Keith (TR) | 5-10 | 195 | Sr. |
| | 7 | Michael Brown-Stephens (TR) | 6-0 | 192 | Gr. |

CAREER STARTS CHART

| OFFENSE | | | | | | | |
|-----------------------------|------|-----|-----|-----|-----|-----|--------|
| | 2024 | '23 | '22 | '21 | '20 | '19 | CAREER |
| Sean Atkins (WR) | 12 | 13 | 1 | 3 | - | - | 29 |
| Derek Bowman (OL) | 13 | 12 | - | - | - | - | 25 |
| Kelley Joiner (RB) | 13 | - | 1 | 1 | 7 | 2 | 24 |
| Mike Lofton (OL) | 6 | 13 | 3 | - | - | - | 22 |
| Byrum Brown (QB) | 5 | 13 | 2 | - | - | - | 20 |
| Zane Herring (OL) | 8 | 12 | - | - | - | - | 20 |
| RJ Perry (OL) | 12 | 7 | - | - | - | - | 19 |
| Payten Singletary (TE) | 10 | 8 | - | - | - | - | 18 |
| Nay'Quan Wright (RB) | 0 | 13 | - | - | - | - | 13 |
| Andrew Kilfoyl (OL) | 6 | 7 | - | - | - | - | 13 |
| Michael Brown-Stephens (WR) | 9 | 4 | - | - | - | - | 13 |
| Weston Wolff (TE) | - | 10 | - | - | - | - | 10 |
| Jack Wilty (RG) | 9 | 1 | - | - | - | - | 10 |
| Cole Best (LG) | 10 | - | - | - | - | - | 10 |
| Bryce Archie (QB) | 8 | - | - | - | - | - | 8 |
| Naiem Simmons (WR) | - | 7 | - | - | - | - | 7 |
| Keshaun Singleton (WR) | 7 | - | - | - | - | - | 7 |
| Abdur-Rahman Yaseen (WR) | 4 | 1 | - | - | - | 5 | 5 |
| Jaden Alexis (WR) | - | 5 | - | - | - | - | 5 |
| Cole Skinner (LG) | - | 4 | - | - | - | - | 4 |
| Joshua Hardeman (WR) | 3 | - | - | - | - | 3 | 3 |
| JeyQuan Smith (WR) | 3 | - | - | - | - | - | 3 |
| Gunmar Greenwald (TE) | 1 | 1 | - | - | - | 2 | 2 |
| Evan Dangler (TE) | 2 | - | - | - | - | - | 2 |
| Joshua Porter (WR) | 1 | - | - | - | - | - | 1 |
| Deonte Bowie (OL) | 1 | - | - | - | - | - | 1 |

| DEFENSE | | | | | | | |
|--------------------------|------|-----|-----|-----|-----|---|--------|
| | 2024 | '23 | '22 | '21 | '20 | | CAREER |
| Jhalyn Shuler (LB) | 10 | 13 | - | - | - | - | 23 |
| Doug Blue-Eli (DT) | 10 | 12 | - | - | - | - | 22 |
| Mac Harris (LB) | 13 | 6 | - | - | 2 | - | 21 |
| Jason Vaughn (DE) | 3 | - | 6 | 8 | 1 | - | 18 |
| Tavin Ward (CB) | 13 | 5 | - | - | - | - | 18 |
| DJ Gordon (LB) | 0 | 6 | 8 | - | - | - | 14 |
| DeShawn Rucker (CB) | 11 | - | 2 | - | - | - | 13 |
| Brent Austin (CB) | 13 | - | - | - | - | - | 13 |
| Decarious Hawthorne (DT) | 13 | - | - | - | - | - | 13 |
| Jaelyn Stokes (CB) | - | 11 | - | - | - | - | 11 |
| C. Berryhill (S) | - | 11 | - | - | - | - | 11 |
| Bernard Gooden (DE) | 11 | - | - | - | - | - | 11 |
| Rico Watson III (DL) | 11 | - | - | - | - | - | 11 |
| Tawfiq Byard (DB) | 10 | - | - | - | - | - | 10 |
| D.J. Harris (DE) | 1 | 8 | - | - | - | - | 9 |
| Kajuan Banks (CB) | 9 | - | - | - | - | - | 9 |
| Jaime Pettway (LB) | 3 | - | - | - | - | - | 3 |
| Michael Williams II (DE) | 3 | - | - | - | - | - | 3 |
| D'Marco Augustin (DB) | 3 | - | - | - | - | - | 3 |
| James Chenault (DB) | 1 | - | - | - | - | - | 1 |
| Jacquez Williams (DL) | 1 | - | - | - | - | - | 1 |
| Fred Gaskin (S) | 1 | - | - | - | - | - | 1 |

2024 GAME-BY-GAME LEADERS

| GAME | RUSHING | PASSING (C-A-YD-INT-TD) | CATCHES | REC YARDS | TACKLES |
|------------------|-----------------------|------------------------------|-------------------------|--------------------------|----------------------------|
| vs. B-CU | Kelley Joiner (78) | Byrum Brown (13-20-152-0-0) | Abdur-Rahman Yaseen (5) | Abdur-Rahman Yaseen (73) | M. Harris & R. Hill (7) |
| at ALABAMA | Byrum Brown (108) | Byrum Brown (15-35-103-0-0) | Sean Atkins (4) | Sean Atkins (35) | DeShawn Rucker (10) |
| at S. MISS | Kelley Joiner (117) | Byrum Brown (19-29-193-0-2) | Sean Atkins (4) | Sean Atkins (87) | M. Harris & J. Pettway (5) |
| vs. MIAMI | Kelley Joiner (31) | Byrum Brown (19-30-0-0) | Sean Atkins (11) | Sean Atkins (125) | T. Byard & J. Pettway (6) |
| at TULANE | Nay'Quan Wright (38) | Byrum Brown (12-18-134-0-0) | Abdur-Rahman Yaseen (5) | Abdur-Rahman Yaseen (84) | M. Harris & T. Ward (6) |
| vs. Memphis | Kelley Joiner (22) | Bryce Archie (22-41-234-1-0) | Atkins & Porter (5) | Hardeman (69) | Jhalyn Shuler (10) |
| vs. UAB | Kelley Joiner (94) | Bryce Archie (17-31-201-1-2) | Singleton & Atkins (4) | Keshaun Singleton (105) | 4 Players (7) |
| at FAU | Nay'Quan Wright (117) | Bryce Archie (19-32-206-0-2) | Sean Atkins (6) | Sean Atkins (57) | Jhalyn Shuler (10) |
| vs. NAVY | Kelley Joiner (23) | Bryce Archie (26-43-282-2-1) | Sean Atkins (7) | Sean Atkins (70) | Jhalyn Shuler (9) |
| at CHARLOTTE | Kelley Joiner (140) | Bryce Archie (11-16-126-1-0) | Sean Atkins (6) | Nay'Quan Wright (50) | Tawfiq Byard (11) |
| vs. TULSA | Kelley Joiner (131) | Bryce Archie (21-31-305-1-2) | Sean Atkins (7) | Keshaun Singleton (96) | DJ Gordon (8) |
| at RICE | Nay'Quan Wright (35) | Bryce Archie (19-35-227-1-1) | Atkins & Singleton (7) | Sean Atkins (110) | Mac Harris (9) |
| vs. San Jose St. | Kelley Joiner (33) | Bryce Archie (24-35-235-1-0) | Atkins (11) | Atkins (104) | Shuler (12) |

2024 FIELD GOALS

| Field Goals | fg | pct. | 01-19 | 20-29 | 30-39 | 40-49 | 50-99 | lg | blk |
|----------------|-------|-------|-------|-------|-------|-------|-------|----|-----|
| John Cannon | 12-16 | 0.75 | - | 2-2 | 5-6 | 4-6 | 1-2 | 53 | 0 |
| Nico Gramatica | 3-5 | 0.60 | - | - | - | - | 3-5 | 58 | 0 |
| OPPONENTS | 13-19 | 0.684 | - | 5-5 | 3-6 | 4-7 | 1-1 | 50 | 0 |

| FG Sequence | USF | Opponents |
|--------------------|------------------|--------------------|
| vs. B-CU | 53, 40 | 49 |
| at Alabama | 34, 25, [53], 22 | - |
| at Southern Miss | - | [42], 31 |
| vs. Miami | 58, 51, 45, [31] | - |
| at Tulane | 45 | 35 |
| vs. Memphis | 52 | [39] |
| vs. UAB | - | 41, 29, 32, 48 |
| at FAU | [46], 34 | [49], [36] |
| vs. Navy | - | - |
| at Charlotte | [53], 33 | 50 |
| vs. Tulsa | [48], [58] | - |
| at Rice | - | 25, [41], 25, [39] |
| vs. San Jose State | 33, 41, 36 | 42, 22, 24 |

2024 USF GAME-BY-GAME STARTERS

OFFENSE

| GAME | LT | LG | C | RG | RT | TE/WR | QB | RB | WR | SLOT/TE | WR |
|--------------------|-------|---------|--------|---------|--------|-------------|----------|------------|----------------|----------------|----------------|
| vs. B-CU | Perry | Best | Lofton | Wilty | Bowman | Singletary | B. Brown | Joiner Jr. | Brown-Stephens | Atkins | Yaseen |
| at Alabama | Perry | Wilty | Lofton | Herring | Bowman | Singletary | B. Brown | Joiner Jr. | Brown-Stephens | Atkins | Yaseen |
| at Southern Miss | Perry | Wilty | Lofton | Herring | Bowman | Singletary | B. Brown | Joiner Jr. | Brown-Stephens | Atkins | Yaseen |
| vs. Miami | Perry | Wilty | Lofton | Herring | Bowman | Singletary | B. Brown | Joiner Jr. | Brown-Stephens | Atkins | Yaseen |
| at Tulane | Wilty | Best | Lofton | Herring | Bowman | Singletary | B. Brown | Joiner Jr. | Brown-Stephens | Greenwald (TE) | Hardeman |
| vs. Memphis | Perry | Best | Lofton | Herring | Bowman | Singletary | Archie | Joiner Jr. | Brown-Stephens | Atkins | Hardeman |
| vs. UAB | Perry | Kilfoyl | Best | Wilty | Bowman | Porter (WR) | Archie | Joiner Jr. | Singleton | Atkins | Hardeman |
| at FAU | Perry | Kilfoyl | Best | Wilty | Bowman | Dangler | Archie | Joiner Jr. | Singleton | Atkins | Smith |
| vs. Navy | Perry | Kilfoyl | Best | Wilty | Bowman | Dangler | Archie | Joiner Jr. | Singleton | Atkins | Smith |
| at Charlotte | Perry | Kilfoyl | Best | Herring | Bowman | Singletary | Archie | Joiner Jr. | Singleton | Atkins | Smith |
| vs. Tulsa | Perry | Kilfoyl | Best | Herring | Bowman | Singletary | Archie | Joiner Jr. | Singleton | Atkins | Brown-Stephens |
| at Rice | Perry | Kilfoyl | Best | Herring | Bowman | Singletary | Archie | Joiner Jr. | Singleton | Atkins | Brown-Stephens |
| vs. San Jose State | Perry | Wilty | Best | Bowie | Bowman | Singletary | Archie | Joiner Jr. | Singleton | Atkins | Brown-Stephens |

DEFENSE

| GAME | END | NOSE | TACKLE | BBack | LB | OLB | CB | NB | SAFETY | SAFETY | CB |
|--------------------|----------------|-----------|-------------|--------|---------|-----------|---------------|--------------|----------|--------|--------|
| vs. B-CU | Hawthorne | Blue-Eli | Gooden | Watson | Shuler | M. Harris | Rucker | Banks | Byard | Ward | Austin |
| at ALABAMA | Hawthorne | Blue-Eli | Gooden | Vaughn | Pettway | M. Harris | Rucker | Banks | Byard | Ward | Austin |
| at Southern Miss | Hawthorne | Blue-Eli | Gooden | Vaughn | Pettway | M. Harris | Rucker | Banks | Byard | Ward | Austin |
| vs. Miami | Hawthorne | Blue-Eli | Cheney Jr. | Vaughn | Pettway | M. Harris | Rucker | Watson* | Byard | Ward | Austin |
| at Tulane | Hawthorne | Blue-Eli | Gooden | Watson | Shuler | M. Harris | Brown-Bunkley | Banks | Byard | Ward | Austin |
| vs. Memphis | Hawthorne | Blue-Eli | Gooden | Watson | Shuler | M. Harris | Rucker | Banks | Byard | Ward | Austin |
| vs. UAB | Hawthorne | Blue-Eli | Gooden | Watson | Shuler | M. Harris | Chenault | M. Williams* | Augustin | Ward | Austin |
| at FAU | Hawthorne | Blue-Eli | Gooden | Watson | Shuler | M. Harris | Rucker | Banks | Byard | Ward | Austin |
| vs. Navy | D. Harris | Hawthorne | Gooden | Watson | Shuler | M. Harris | Rucker | M. Williams* | Augustin | Ward | Austin |
| at Charlotte | M. Williams II | Hawthorne | J. Williams | Watson | Shuler | M. Harris | Rucker | Banks | Byard | Ward | Austin |
| vs. Tulsa | Hawthorne | Blue-Eli | Gooden | Watson | Shuler | M. Harris | Rucker | Banks | Byard | Ward | Austin |
| at Rice | Hawthorne | Blue-Eli | Gooden | Watson | Shuler | M. Harris | Rucker | Banks | Byard | Ward | Austin |
| vs. San Jose State | Hawthorne | Gaskins** | Gooden | Watson | Shuler | M. Harris | Rucker | Banks | Augustin | Ward | Austin |

* Started 5 defensive linemen

** Started six defensive backs

2024 USF GAME-BY-GAME TEAM STATISTICS

| Date | Opponent | no. | yds | td | lg | no. | yds | td | lg | cmp-att-int | yds | td | lg | no. | yds | td | lg | no. | yds | td | lg | off |
|-------------------|-------------------|------------|-------------|-----------|-----------|------------|-------------|-----------|-----------|-------------------|-------------|-----------|-----------|-----------|------------|----------|-----------|-----------|------------|----------|-----------|-------------|
| 08/31/2024 | Bethune-Cookman | 46 | 231 | 5 | 42 | 15 | 172 | 1 | 44 | 15-23-0 | 172 | 1 | 44 | 2 | 10 | 0 | 6 | 5 | 68 | 0 | 26 | 403 |
| 09/07/2024 | at Alabama | 46 | 206 | 1 | 20 | 16 | 103 | 0 | 14 | 16-36-0 | 103 | 0 | 14 | 2 | 36 | 0 | 19 | 1 | 4 | 0 | 4 | 309 |
| 09/14/2024 | at Southern Miss. | 51 | 369 | 5 | 50 | 19 | 193 | 2 | 35 | 19-30-0 | 193 | 2 | 35 | 3 | 66 | 0 | 24 | 2 | 40 | 0 | 39 | 562 |
| 09/21/2024 | Miami (FL) | 32 | 62 | 0 | 17 | 26 | 303 | 1 | 64 | 26-43-2 | 303 | 1 | 64 | 1 | 18 | 0 | 18 | 0 | 0 | 0 | 0 | 365 |
| 09/28/2024 | at Tulane | 25 | 26 | 1 | 11 | 16 | 175 | 0 | 51 | 16-28-0 | 175 | 0 | 51 | 2 | 42 | 0 | 22 | 1 | 0 | 0 | 0 | 201 |
| 10/12/2024 | vs Memphis | 19 | 24 | 0 | 5 | 22 | 234 | 0 | 48 | 22-41-1 | 234 | 0 | 48 | 0 | 0 | 0 | 0 | 2 | 11 | 0 | 6 | 258 |
| 10/19/2024 | UAB | 41 | 148 | 3 | 33 | 17 | 201 | 2 | 67 | 17-32-1 | 201 | 2 | 67 | 4 | 100 | 0 | 35 | 3 | 66 | 0 | 54 | 349 |
| 11/01/2024 | at Fla. Atlantic | 43 | 319 | 4 | 64 | 19 | 206 | 2 | 29 | 19-32-0 | 206 | 2 | 29 | 0 | 0 | 0 | 0 | 3 | 21 | 0 | 12 | 525 |
| 11/09/2024 | Navy | 25 | 60 | 0 | 35 | 26 | 282 | 1 | 48 | 26-44-2 | 282 | 1 | 48 | 1 | 12 | 0 | 12 | 5 | 52 | 0 | 22 | 342 |
| 11/16/2024 | at Charlotte | 48 | 425 | 6 | 54 | 11 | 126 | 0 | 44 | 11-17-1 | 126 | 0 | 44 | 0 | 0 | 0 | 0 | 0 | 0 | 0 | 0 | 551 |
| 11/23/2024 | Tulsa | 52 | 308 | 5 | 48 | 27 | 407 | 4 | 59 | 27-39-1 | 407 | 4 | 59 | 0 | 0 | 0 | 0 | 3 | 17 | 0 | 9 | 715 |
| 11/30/2024 | at Rice | 30 | 109 | 1 | 29 | 24 | 320 | 3 | 52 | 24-42-1 | 320 | 3 | 52 | 2 | 46 | 0 | 31 | 1 | 1 | 0 | 1 | 429 |
| 12/24/2024 | vs San Jose St. | 34 | 56 | 3 | 14 | 24 | 235 | 0 | 42 | 24-36-1 | 235 | 0 | 42 | 3 | 115 | 1 | 93 | 2 | 20 | 0 | 16 | 291 |
| South Fla. | | 492 | 2343 | 34 | 64 | 262 | 2957 | 16 | 67 | 262-443-10 | 2957 | 16 | 67 | 20 | 445 | 1 | 93 | 28 | 300 | 0 | 54 | 5300 |
| Opponents | | 510 | 2056 | 25 | 91 | 277 | 3623 | 23 | 76 | 277-471-12 | 3624 | 23 | 76 | 31 | 735 | 0 | 84 | 13 | 58 | 0 | 28 | 5680 |

South Fla. Averages

| Games | Avg/ rush | Avg/ catch | Pass effic | KR avg | PR avg | All purpose avg/game | Total offense avg/game |
|-------|-----------|------------|------------|--------|--------|----------------------|------------------------|
| 13 | 4.8 | 11.3 | 122.6 | 22.3 | 10.7 | 475.2 | 407.7 |

| Date | Opponent | Tackles | | | Sacks | Fumble | | Pass Defense | | | blkd kick | PAT attempts | | | off | | | |
|-------------------|-------------------|------------|------------|------------|------------------|---------------|-----------|--------------|---------------|-----------|-----------|--------------|--------------|----------|----------|----------|-----------|------------|
| | | ua | a total | tfl-yds | | no-yds | ff | fr-yds | int-yds | qbh | | brup | kick | kick | rush | rcv | saf | t/o |
| 08/31/2024 | Bethune-Cookman | 31 | 46 | 77 | 14.0-31 | 3-13 | 0 | 0-0 | 2-51 | 4 | 4 | 0 | 6-6 | 0 | 0 | 0 | 14 | 48 |
| 09/07/2024 | at Alabama | 36 | 26 | 62 | 6.0-45 | 3-36 | 2 | 3-0 | 0-0 | 3 | 2 | 0 | 1-1 | 0 | 0 | 0 | 7 | 16 |
| 09/14/2024 | at Southern Miss. | 37 | 14 | 51 | 7.0-35 | 3-25 | 2 | 2-16 | 1-0 | 5 | 6 | 0 | 7-7 | 0 | 0 | 0 | 14 | 49 |
| 09/21/2024 | Miami (FL) | 27 | 36 | 63 | 3.0-7 | 0-0 | 0 | 0-0 | 1-0 | 0 | 2 | 0 | 0-1 | 0 | 0 | 0 | 6 | 15 |
| 09/28/2024 | at Tulane | 51 | 14 | 65 | 4.0-10 | 0-0 | 0 | 0-0 | 0-0 | 0 | 2 | 0 | 1-1 | 0 | 0 | 0 | 0 | 10 |
| 10/12/2024 | vs Memphis | 37 | 34 | 71 | 4.0-8 | 1-2 | 0 | 0-0 | 1-0 | 2 | 4 | 0 | 0-0 | 0 | 0 | 0 | 0 | 3 |
| 10/19/2024 | UAB | 41 | 42 | 83 | 10.0-37 | 4-26 | 2 | 0-0 | 1-26 | 6 | 5 | 0 | 3-3 | 0 | 1 | 0 | 6 | 35 |
| 11/01/2024 | at Fla. Atlantic | 39 | 34 | 73 | 13.0-53 | 7-37 | 1 | 1-0 | 0-0 | 6 | 5 | 0 | 5-5 | 0 | 0 | 0 | 0 | 44 |
| 11/09/2024 | Navy | 41 | 46 | 87 | 8.0-22 | 2-10 | 2 | 1-0 | 0-0 | 0 | 2 | 0 | 1-1 | 0 | 0 | 0 | 0 | 7 |
| 11/16/2024 | at Charlotte | 41 | 22 | 63 | 7.0-41 | 5-38 | 2 | 2-25 | 2-14 | 6 | 2 | 0 | 8-8 | 0 | 0 | 0 | 7 | 59 |
| 11/23/2024 | Tulsa | 49 | 28 | 77 | 12.0-27 | 2-6 | 3 | 2-0 | 3-12 | 1 | 5 | 0 | 9-9 | 0 | 0 | 0 | 14 | 63 |
| 11/30/2024 | at Rice | 54 | 16 | 70 | 8.0-35 | 2-19 | 1 | 1-4 | 0-0 | 2 | 5 | 0 | 4-4 | 0 | 0 | 0 | 7 | 28 |
| 12/24/2024 | vs San Jose St. | 46 | 34 | 80 | 7.0-15 | 0-0 | 1 | 1-0 | 1-29 | 2 | 7 | 0 | 4-4 | 0 | 2 | 0 | 14 | 41 |
| South Fla. | | 530 | 392 | 922 | 103.0-366 | 32-212 | 16 | 13-45 | 12-132 | 37 | 51 | 0 | 49-50 | 0 | 3 | 0 | 89 | 418 |
| Opponents | | 502 | 408 | 910 | 74.0-293 | 36-223 | 11 | 8-17 | 10-142 | 27 | 44 | 1 | 44-44 | 1 | 4 | 0 | 55 | 387 |

| Date | Opponent | Punting | | | | | | | | | | Field Goals | | | Kickoffs | | | |
|-------------------|-------------------|-----------|-------------|-------------|-----------|----------|----------|-----------|-----------|-----------|--------------|-------------|----------|-----------|-------------|-------------|-----------|----------|
| | | no. | yds | avg | long | blkd | tb | fc | 50+ | i20 | md-att | long | blkd | no. | yds | avg | tb | ob |
| 08/31/2024 | Bethune-Cookman | 4 | 186 | 46.5 | 50 | 0 | 0 | 2 | 1 | 2 | 2-2 | 53 | 0 | 8 | 511 | 63.9 | 5 | 0 |
| 09/07/2024 | at Alabama | 9 | 397 | 44.1 | 52 | 0 | 2 | 1 | 1 | 2 | 3-4 | 34 | 0 | 5 | 325 | 65.0 | 4 | 0 |
| 09/14/2024 | at Southern Miss. | 3 | 105 | 35.0 | 48 | 0 | 0 | 1 | 0 | 2 | 0-0 | 0 | 0 | 8 | 511 | 63.9 | 2 | 0 |
| 09/21/2024 | Miami (FL) | 3 | 145 | 48.3 | 56 | 0 | 2 | 0 | 1 | 1 | 3-4 | 58 | 0 | 5 | 320 | 64.0 | 1 | 0 |
| 09/28/2024 | at Tulane | 5 | 232 | 46.4 | 61 | 0 | 0 | 0 | 1 | 3 | 1-1 | 45 | 0 | 3 | 195 | 65.0 | 2 | 0 |
| 10/12/2024 | vs Memphis | 7 | 326 | 46.6 | 60 | 0 | 0 | 2 | 3 | 5 | 1-1 | 52 | 0 | 1 | 65 | 65.0 | 1 | 0 |
| 10/19/2024 | UAB | 8 | 355 | 44.4 | 59 | 0 | 0 | 0 | 2 | 4 | 0-0 | 0 | 0 | 6 | 281 | 46.8 | 4 | 1 |
| 11/01/2024 | at Fla. Atlantic | 4 | 184 | 46.0 | 54 | 0 | 0 | 1 | 1 | 1 | 1-2 | 34 | 0 | 8 | 517 | 64.6 | 5 | 0 |
| 11/09/2024 | Navy | 6 | 279 | 46.5 | 54 | 0 | 0 | 1 | 2 | 2 | 0-0 | 0 | 0 | 2 | 78 | 39.0 | 1 | 0 |
| 11/16/2024 | at Charlotte | 3 | 124 | 41.3 | 45 | 0 | 0 | 1 | 0 | 0 | 1-2 | 33 | 0 | 11 | 610 | 55.5 | 1 | 0 |
| 11/23/2024 | Tulsa | 5 | 221 | 44.2 | 53 | 0 | 0 | 3 | 2 | 2 | 0-2 | 0 | 0 | 10 | 632 | 63.2 | 4 | 0 |
| 11/30/2024 | at Rice | 6 | 267 | 44.5 | 52 | 0 | 0 | 1 | 2 | 1 | 0-0 | 0 | 0 | 3 | 175 | 58.3 | 0 | 0 |
| 12/24/2024 | vs San Jose St. | 7 | 357 | 51.0 | 72 | 0 | 0 | 0 | 5 | 3 | 3-3 | 41 | 0 | 6 | 361 | 60.2 | 1 | 0 |
| South Fla. | | 70 | 3178 | 45.4 | 72 | 0 | 4 | 13 | 21 | 28 | 15-21 | 58 | 0 | 76 | 4581 | 60.3 | 31 | 1 |
| Opponents | | 67 | 2939 | 43.9 | 60 | 0 | 5 | 23 | 19 | 18 | 13-19 | 50 | 0 | 72 | 4308 | 59.8 | 41 | 3 |

2024 OPPONENT GAME-BY-GAME TEAM STATISTICS

| Date | Opponent | Rushing | | | | Receiving | | | | Passing | | | | Kick Returns | | | | Punt Returns | | | | tot off | | |
|-------------------|-------------------|------------|-------------|-----------|-----------|------------|-------------|-----------|-----------|------------|------------|-----------|-------------|--------------|-----------|-----------|------------|--------------|-----------|-----------|------------|----------|-----------|-------------|
| | | no. | yds | td | lg | no. | yds | td | lg | cmp | att | int | yds | td | lg | no. | yds | td | lg | no. | yds | | td | lg |
| 08/31/2024 | Bethune-Cookman | 41 | 48 | 0 | 12 | 17 | 122 | 0 | 19 | 17 | 33 | 2 | 122 | 0 | 19 | 3 | 46 | 0 | 23 | 1 | 2 | 0 | 2 | 170 |
| 09/07/2024 | at Alabama | 42 | 199 | 4 | 56 | 16 | 194 | 2 | 43 | 16 | 26 | 0 | 194 | 2 | 43 | 1 | 52 | 0 | 52 | 3 | 28 | 0 | 28 | 393 |
| 09/14/2024 | at Southern Miss. | 28 | 90 | 1 | 16 | 19 | 397 | 2 | 56 | 19 | 33 | 1 | 397 | 2 | 56 | 2 | 31 | 0 | 19 | 0 | 0 | 0 | 0 | 487 |
| 09/21/2024 | Miami (FL) | 29 | 188 | 4 | 91 | 24 | 404 | 3 | 76 | 24 | 34 | 1 | 404 | 3 | 76 | 3 | 70 | 0 | 26 | 0 | 0 | 0 | 0 | 592 |
| 09/28/2024 | at Tulane | 50 | 198 | 3 | 17 | 19 | 330 | 3 | 53 | 19 | 23 | 0 | 330 | 3 | 53 | 1 | 15 | 0 | 15 | 1 | -10 | 0 | 0 | 528 |
| 10/12/2024 | vs Memphis | 31 | 137 | 0 | 38 | 28 | 208 | 2 | 31 | 28 | 40 | 1 | 208 | 2 | 31 | 0 | 0 | 0 | 0 | 0 | 0 | 0 | 0 | 345 |
| 10/19/2024 | UAB | 34 | 101 | 0 | 21 | 33 | 384 | 2 | 38 | 33 | 56 | 1 | 384 | 2 | 38 | 1 | 0 | 0 | 0 | 2 | 12 | 0 | 9 | 485 |
| 11/01/2024 | at Fla. Atlantic | 38 | 179 | 2 | 40 | 22 | 306 | 1 | 63 | 22 | 42 | 0 | 306 | 1 | 63 | 2 | 42 | 0 | 23 | 1 | -2 | 0 | 0 | 485 |
| 11/09/2024 | Navy | 59 | 321 | 3 | 60 | 6 | 58 | 1 | 38 | 6 | 11 | 0 | 58 | 1 | 38 | 1 | 0 | 0 | 0 | 2 | 13 | 0 | 14 | 379 |
| 11/16/2024 | at Charlotte | 35 | 91 | 2 | 16 | 17 | 256 | 1 | 42 | 17 | 39 | 2 | 256 | 1 | 42 | 7 | 115 | 0 | 28 | 1 | 8 | 0 | 8 | 347 |
| 11/23/2024 | Tulsa | 47 | 223 | 3 | 77 | 16 | 255 | 1 | 72 | 16 | 34 | 3 | 255 | 1 | 72 | 3 | 179 | 0 | 84 | 1 | 9 | 0 | 9 | 478 |
| 11/30/2024 | at Rice | 40 | 120 | 1 | 22 | 27 | 430 | 3 | 37 | 27 | 42 | 0 | 430 | 3 | 37 | 3 | 106 | 0 | 47 | 0 | 0 | 0 | 0 | 550 |
| 12/24/2024 | vs San Jose St. | 36 | 161 | 2 | 18 | 33 | 279 | 2 | 28 | 33 | 58 | 1 | 280 | 2 | 28 | 4 | 79 | 0 | 34 | 1 | -2 | 0 | 0 | 441 |
| Opponents | | 510 | 2056 | 25 | 91 | 277 | 3623 | 23 | 76 | 277 | 471 | 12 | 3624 | 23 | 76 | 31 | 735 | 0 | 84 | 13 | 58 | 0 | 28 | 5680 |
| South Fla. | | 492 | 2343 | 34 | 64 | 262 | 2957 | 16 | 67 | 262 | 443 | 10 | 2957 | 16 | 67 | 20 | 445 | 1 | 93 | 28 | 300 | 0 | 54 | 5300 |

Opponents Averages

| Games | Avg/ rush | Avg/ catch | Pass effic | KR avg | PR avg | All purpose avg/game | Total offense avg/game |
|-------|-----------|------------|------------|--------|--------|----------------------|------------------------|
| 13 | 4.0 | 13.1 | 134.5 | 23.7 | 4.5 | 508.8 | 436.9 |

| Date | Opponent | Tackles | | | Sacks | Fumble | Pass Defense | | | blkd | PAT attempts | | | off | | | | |
|-------------------|-------------------|------------|------------|------------|------------------|---------------|--------------|--------------|---------------|-----------|--------------|----------|--------------|----------|----------|----------|------------|-----|
| | | ua | a | total | tfl-yds | no-yds | ff | fr-yds | int-yds | qbh | brup | kick | kick | rush | rcv | saf | t/o | pts |
| 08/31/2024 | Bethune-Cookman | 27 | 68 | 95 | 4.0-21 | 3-18 | 0 | 0-0 | 0-0 | 1 | 1 | 0 | 0-0 | 0 | 0 | 0 | 0 | 3 |
| 09/07/2024 | at Alabama | 39 | 40 | 79 | 7.0-25 | 4-20 | 0 | 0-0 | 0-0 | 10 | 6 | 0 | 6-6 | 0 | 0 | 0 | 0 | 42 |
| 09/14/2024 | at Southern Miss. | 51 | 26 | 77 | 7.0-28 | 4-20 | 1 | 1-10 | 0-0 | 2 | 3 | 0 | 3-3 | 0 | 0 | 0 | 24 | |
| 09/21/2024 | Miami (FL) | 38 | 42 | 80 | 7.0-35 | 4-27 | 0 | 0-0 | 2-0 | 2 | 0 | 1 | 6-6 | 0 | 1 | 0 | 50 | |
| 09/28/2024 | at Tulane | 34 | 10 | 44 | 7.0-42 | 6-39 | 2 | 2-0 | 0-0 | 0 | 2 | 0 | 6-6 | 0 | 0 | 0 | 45 | |
| 10/12/2024 | vs Memphis | 26 | 24 | 50 | 4.0-12 | 1-7 | 3 | 2-3 | 1-46 | 1 | 7 | 0 | 3-3 | 0 | 0 | 0 | 21 | |
| 10/19/2024 | UAB | 29 | 60 | 89 | 6.0-22 | 3-18 | 1 | 1-0 | 1-22 | 2 | 4 | 0 | 1-1 | 0 | 0 | 0 | 25 | |
| 11/01/2024 | at Fla. Atlantic | 36 | 40 | 76 | 7.0-18 | 1-7 | 1 | 0-0 | 0-0 | 0 | 5 | 0 | 3-3 | 0 | 0 | 0 | 21 | |
| 11/09/2024 | Navy | 43 | 18 | 61 | 4.0-26 | 4-26 | 1 | 1-0 | 2-47 | 3 | 2 | 0 | 4-4 | 0 | 0 | 0 | 28 | |
| 11/16/2024 | at Charlotte | 36 | 24 | 60 | 1.0-1 | 0-0 | 0 | 0-0 | 1-0 | 0 | 2 | 0 | 3-3 | 0 | 0 | 0 | 24 | |
| 11/23/2024 | Tulsa | 55 | 30 | 85 | 7.0-13 | 1-5 | 0 | 0-0 | 1-0 | 0 | 2 | 0 | 2-2 | 1 | 1 | 0 | 30 | |
| 11/30/2024 | at Rice | 42 | 10 | 52 | 6.0-20 | 3-15 | 2 | 1-4 | 1-0 | 5 | 8 | 0 | 3-3 | 0 | 1 | 0 | 35 | |
| 12/24/2024 | vs San Jose St. | 46 | 16 | 62 | 7.0-30 | 2-21 | 0 | 0-0 | 1-27 | 1 | 2 | 0 | 4-4 | 0 | 1 | 0 | 39 | |
| Opponents | | 502 | 408 | 910 | 74.0-293 | 36-223 | 11 | 8-17 | 10-142 | 27 | 44 | 1 | 44-44 | 1 | 4 | 0 | 387 | |
| South Fla. | | 530 | 392 | 922 | 103.0-366 | 32-212 | 16 | 13-45 | 12-132 | 37 | 51 | 0 | 49-50 | 0 | 3 | 0 | 418 | |

| Date | Opponent | Punting | | | | | | | | | | Field Goals | | | Kickoffs | | | |
|-------------------|-------------------|-----------|-------------|-------------|-----------|----------|----------|-----------|-----------|-----------|--------------|-------------|----------|-----------|-------------|-------------|-----------|----------|
| | | no. | yds | avg | long | blkd | tb | fc | 50+ | i20 | md-att | long | blkd | no. | yds | avg | tb | ob |
| 08/31/2024 | Bethune-Cookman | 9 | 374 | 41.6 | 54 | 0 | 1 | 2 | 2 | 2 | 1-1 | 48 | 0 | 2 | 84 | 42.0 | 0 | 0 |
| 09/07/2024 | at Alabama | 7 | 300 | 42.9 | 50 | 0 | 0 | 5 | 3 | 1 | 0-0 | 0 | 0 | 7 | 445 | 63.6 | 5 | 0 |
| 09/14/2024 | at Southern Miss. | 4 | 169 | 42.3 | 47 | 0 | 0 | 2 | 0 | 0 | 1-2 | 31 | 0 | 5 | 251 | 50.2 | 1 | 1 |
| 09/21/2024 | Miami (FL) | 1 | 42 | 42.0 | 42 | 0 | 0 | 1 | 0 | 1 | 0-0 | 0 | 0 | 8 | 510 | 63.8 | 5 | 0 |
| 09/28/2024 | at Tulane | 2 | 77 | 38.5 | 45 | 0 | 0 | 1 | 0 | 0 | 1-1 | 35 | 0 | 8 | 517 | 64.6 | 5 | 0 |
| 10/12/2024 | vs Memphis | 7 | 305 | 43.6 | 51 | 0 | 0 | 3 | 1 | 3 | 0-1 | 0 | 0 | 4 | 275 | 68.8 | 4 | 0 |
| 10/19/2024 | UAB | 6 | 254 | 42.3 | 50 | 0 | 2 | 0 | 1 | 1 | 4-4 | 48 | 0 | 7 | 432 | 61.7 | 2 | 0 |
| 11/01/2024 | at Fla. Atlantic | 4 | 205 | 51.3 | 56 | 0 | 0 | 0 | 3 | 1 | 0-2 | 0 | 0 | 4 | 260 | 65.0 | 3 | 0 |
| 11/09/2024 | Navy | 7 | 348 | 49.7 | 60 | 0 | 0 | 1 | 3 | 3 | 0-0 | 0 | 0 | 5 | 312 | 62.4 | 4 | 0 |
| 11/16/2024 | at Charlotte | 6 | 227 | 37.8 | 46 | 0 | 0 | 4 | 0 | 1 | 1-1 | 50 | 0 | 4 | 259 | 64.8 | 3 | 0 |
| 11/23/2024 | Tulsa | 4 | 190 | 47.5 | 59 | 0 | 0 | 0 | 2 | 1 | 0-0 | 0 | 0 | 5 | 172 | 34.4 | 1 | 2 |
| 11/30/2024 | at Rice | 4 | 154 | 38.5 | 46 | 0 | 0 | 3 | 0 | 2 | 2-4 | 25 | 0 | 7 | 446 | 63.7 | 5 | 0 |
| 12/24/2024 | vs San Jose St. | 6 | 294 | 49.0 | 55 | 0 | 2 | 1 | 4 | 2 | 3-3 | 42 | 0 | 6 | 345 | 57.5 | 3 | 0 |
| Opponents | | 67 | 2939 | 43.9 | 60 | 0 | 5 | 23 | 19 | 18 | 13-19 | 50 | 0 | 72 | 4308 | 59.8 | 41 | 3 |
| South Fla. | | 70 | 3178 | 45.4 | 72 | 0 | 4 | 13 | 21 | 28 | 15-21 | 58 | 0 | 76 | 4581 | 60.3 | 31 | 1 |

2024 GAME-BY-GAME STATISTICS

GAME-BY-GAME PASSING

| #3 Bryce Archie | Comp | Att | Int | Pct | Yards | TD | Long | Sacked | Effic. |
|-----------------|------------|------------|-----------|-------------|-------------|----------|-----------|---------------|--------------|
| Bethune-Cookman | 2 | 3 | 0 | 66.7 | 20 | 1 | 15 | 2-11 | 232.7 |
| Alabama | 1 | 1 | 0 | 100.0 | 0 | 0 | 0 | 0-0 | 100.0 |
| Miami (FL) | 6 | 12 | 2 | 50.0 | 37 | 0 | 13 | 2-13 | 42.6 |
| Tulane | 4 | 10 | 0 | 40.0 | 41 | 0 | 16 | 2-11 | 74.4 |
| Memphis | 22 | 41 | 1 | 53.7 | 234 | 0 | 48 | 1-7 | 96.7 |
| UAB | 17 | 31 | 1 | 54.8 | 201 | 2 | 67 | 3-18 | 124.1 |
| Fla. Atlantic | 19 | 32 | 0 | 59.4 | 206 | 2 | 29 | 1-7 | 134.1 |
| Navy | 26 | 43 | 2 | 60.5 | 282 | 1 | 48 | 4-26 | 113.9 |
| Charlotte | 11 | 16 | 1 | 68.8 | 126 | 0 | 44 | 0-0 | 122.4 |
| Tulsa | 21 | 31 | 1 | 67.7 | 305 | 2 | 58 | 1-5 | 165.2 |
| Rice | 19 | 35 | 1 | 54.3 | 227 | 1 | 52 | 3-15 | 112.5 |
| San Jose St. | 24 | 35 | 1 | 68.6 | 235 | 0 | 42 | 2-21 | 119.3 |
| Totals | 172 | 290 | 10 | 59.3 | 1914 | 9 | 67 | 21-134 | 118.1 |

| #13 Israel Carter | Comp | Att | Int | Pct | Yards | TD | Long | Sacked | Effic. |
|-------------------|-----------|-----------|----------|-------------|------------|----------|-----------|------------|--------------|
| Tulsa | 6 | 8 | 0 | 75.0 | 102 | 2 | 59 | 0-0 | 264.6 |
| Rice | 5 | 6 | 0 | 83.3 | 93 | 2 | 32 | 0-0 | 323.5 |
| Totals | 11 | 14 | 0 | 78.6 | 195 | 4 | 59 | 0-0 | 289.9 |

| #17 Byrum Brown | Comp | Att | Int | Pct | Yards | TD | Long | Sacked | Effic. |
|-----------------|-----------|------------|----------|-------------|------------|----------|-----------|--------------|--------------|
| Bethune-Cookman | 13 | 20 | 0 | 65.0 | 152 | 0 | 44 | 1-7 | 128.8 |
| Alabama | 15 | 35 | 0 | 42.9 | 103 | 0 | 14 | 4-20 | 67.6 |
| Southern Miss. | 19 | 29 | 0 | 65.5 | 193 | 2 | 35 | 4-20 | 144.2 |
| Miami (FL) | 19 | 30 | 0 | 63.3 | 254 | 0 | 64 | 2-14 | 134.5 |
| Tulane | 12 | 18 | 0 | 66.7 | 134 | 0 | 51 | 4-28 | 129.2 |
| Totals | 78 | 132 | 0 | 59.1 | 836 | 2 | 64 | 15-89 | 117.3 |

| #38 Sean Atkins | Comp | Att | Int | Pct | Yards | TD | Long | Sacked | Effic. |
|-----------------|----------|----------|----------|-------------|-----------|----------|-----------|------------|--------------|
| Southern Miss. | 0 | 1 | 0 | 0.0 | 0 | 0 | 0 | 0-0 | 0.0 |
| Miami (FL) | 1 | 1 | 0 | 100.0 | 12 | 1 | 12 | 0-0 | 530.8 |
| Navy | 0 | 1 | 0 | 0.0 | 0 | 0 | 0 | 0-0 | 0.0 |
| Totals | 1 | 3 | 0 | 33.3 | 12 | 1 | 12 | 0-0 | 176.9 |

Rushing

| Player | No-Yds/TD | BCU | UA | USM | UM | Tulane | Mem | UAB | FAU | Navy | CLT | Tulsa | Rice | SJSU |
|------------------------|------------|---------|----------|----------|---------|---------|--------|---------|----------|--------|---------|----------|---------|---------|
| Kelley Joiner | 121-799/12 | 14-78/2 | 6-25/0 | 10-117/2 | 6-31/0 | 2--3/0 | 9-22/0 | 15-94/2 | 11-89/1 | 9-23/0 | 9-140/2 | 10-131/2 | 9-19/0 | 11-33/1 |
| Nay'Quan Wright | 109-510/8 | 7-19/1 | 11-64/0 | 15-105/1 | 6-11/0 | 7-38/0 | 2-3/0 | 9-22/0 | 17-117/1 | 3-10/0 | 7-43/2 | 14-27/1 | 6-35/1 | 5-16/1 |
| Ta'Ron Keith | 78-419/8 | 7-39/1 | 5-13/1 | 8-53/1 | 3-1/0 | 5-10/0 | 4-4/0 | 9-41/1 | 3-81/1 | 4-11/0 | 8-45/1 | 13-85/1 | 3-31/0 | 6-5/1 |
| Byrum Brown | 68-269/3 | 8-74/1 | 23-108/0 | 15-72/1 | 14-27/0 | 8--12/1 | DNP | DNP | DNP | DNP | DNP | DNP | DNP | - |
| Bryce Archie | 68-129/2 | 2--11/0 | - | DNP | 3--8/0 | 2--11/0 | 4--5/0 | 7--7/0 | 8-25/1 | 8-15/0 | 6-72/0 | 7-40/1 | 10-19/0 | 11-0/0 |
| Yasias Young | 16-56/0 | 7-30/0 | - | - | - | 1-4/0 | - | - | 2-4/0 | DNP | 4-12/0 | 2-6/0 | - | - |
| Israel Carter | 10-46/0 | DNP | DNP | DNP | DNP | DNP | DNP | DNP | 1-4/0 | DNP | 3-29/0 | 4-8/0 | 2-5/0 | DNP |
| Alvon Isaac | 6-50/1 | 1-2/0 | DNP | DNP | DNP | DNP | DNP | DNP | - | DNP | 3-37/1 | 2-11/0 | DNP | DNP |
| Jaylen Johnson | 6-33/0 | DNP | DNP | DNP | DNP | DNP | DNP | DNP | DNP | DNP | 6-33/0 | DNP | DNP | DNP |
| John Cannon | 1-17/0 | - | - | 1-17/0 | - | - | DNP | - | - | - | - | - | - | - |
| Sean Atkins | 1-14/0 | - | - | - | - | - | - | - | - | - | 1-14/0 | - | - | - |
| Joshua Porter | 1-5/0 | - | - | 1-5/0 | - | - | - | - | - | - | - | - | - | - |
| Cole Skinner | 1-2/0 | - | DNP | DNP | - | - | - | - | - | - | - | - | DNP | 1-2/0 |
| JeyQuan Smith | 1-1/0 | - | - | - | - | - | - | - | - | 1-1/0 | - | - | - | - |
| Michael Brown-Stephens | 1-0/0 | - | - | 1-0/0 | - | - | - | - | - | - | - | - | - | - |

Receiving

| Player | No-Yds/TD | BCU | UA | USM | UM | Tulane | Mem | UAB | FAU | Navy | CLT | Tulsa | Rice | SJSU |
|------------------------|-----------|--------|--------|--------|----------|--------|--------|---------|--------|--------|--------|--------|---------|----------|
| Sean Atkins | 79-781/2 | 4-42/0 | 4-35/0 | 5-87/0 | 10-107/0 | 3-20/0 | 5-35/0 | 4-14/0 | 6-57/1 | 7-70/0 | 6-32/0 | 7-68/0 | 7-110/1 | 11-104/0 |
| Michael Brown-Stephens | 29-379/4 | 2-27/1 | 2-21/0 | 2-35/0 | 2-20/0 | 3-30/0 | 1-31/0 | 3-32/0 | 1-29/0 | 1-13/1 | - | 5-56/1 | 6-80/1 | 1-5/0 |
| Keshaun Singleton | 26-408/3 | - | DNP | - | - | - | - | 4-105/1 | 2-21/0 | 4-38/0 | - | 5-96/1 | 7-107/1 | 4-41/0 |
| Joshua Porter | 25-230/0 | 1-6/0 | 2-9/0 | 2-5/0 | 1-5/0 | 2-15/0 | 5-44/0 | 3-13/0 | 1-19/0 | 4-37/0 | - | 3-47/0 | - | 1-30/0 |
| Nay'Quan Wright | 22-149/0 | 1-10/0 | 3-11/0 | 3-11/0 | 1-1/0 | - | 2-7/0 | 1-3/0 | 2-12/0 | 2-10/0 | 2-50/0 | 2-12/0 | - | 3-22/0 |
| Abdur-Rahmaan Yaseen | 21-254/0 | 5-73/0 | 1-13/0 | 3-31/0 | 3-22/0 | 5-84/0 | DNP | DNP | - | DNP | DNP | 1-15/0 | 1-6/0 | 2-10/0 |
| Payten Singletary | 18-215/2 | - | - | 3-21/1 | 3-45/0 | - | 3-16/0 | - | 1-12/0 | - | 2-39/0 | 3-54/1 | 2-5/0 | 1-23/0 |
| Ta'Ron Keith | 13-157/0 | - | 3-6/0 | - | 2-67/0 | - | 3-30/0 | - | 3-42/0 | 2-12/0 | - | - | - | - |
| Joshua Hardeman | 9-140/1 | 1-9/0 | - | 1-3/1 | 2-24/0 | 2-23/0 | 2-69/0 | - | - | DNP | DNP | - | 1-12/0 | DNP |
| Kelley Joiner | 8-51/2 | - | 1-8/0 | - | 1-0/0 | 1-3/0 | - | 2-34/1 | 1-3/1 | 1-3/0 | - | - | - | 1-0/0 |
| JeyQuan Smith | 6-106/0 | 1-5/0 | - | - | - | - | - | - | 2-11/0 | 2-85/0 | 1-5/0 | - | - | - |
| Brandon Winton | 3-14/0 | - | DNP | DNP | DNP | DNP | DNP | DNP | DNP | 3-14/0 | - | DNP | DNP | - |
| Jonathan Echols | 1-59/1 | - | DNP | DNP | DNP | DNP | DNP | DNP | DNP | DNP | DNP | 1-59/1 | DNP | DNP |
| Byrum Brown | 1-12/1 | - | - | - | 1-12/1 | - | DNP | DNP | DNP | DNP | DNP | DNP | DNP | - |
| Gunnar Greenwald | 1-2/0 | - | - | - | - | - | 1-2/0 | DNP | DNP | - | - | - | - | - |

GAME-BY-GAME TACKLES

Total Tackles

| Player | S-A | Total | BCU | UA | USM | UM | Tulane | Mem | UAB | FAU | Navy | CLT | Tulsa | Rice | SJSU |
|-----------------------|-------|-------|-----|------|-----|-----|--------|-----|-----|-----|------|-----|-------|------|------|
| Mac Harris | 54-28 | 82 | 3-4 | 3-4 | 5-0 | 2-3 | 5-1 | 4-5 | 5-2 | 4-1 | 3-3 | 4-1 | 3-0 | 9-0 | 4-4 |
| Tavin Ward | 41-21 | 62 | 1-0 | 1-2 | 2-0 | 3-1 | 4-2 | 1-4 | 4-2 | 5-2 | 5-0 | 4-0 | 3-0 | 4-2 | 4-6 |
| Jhalyn Shuler | 34-27 | 61 | 1-1 | DNP | DNP | DNP | 1-0 | 5-5 | 1-4 | 5-4 | 4-5 | 3-2 | 2-0 | 5-1 | 7-5 |
| Jamie Pettway | 25-31 | 56 | 1-3 | 2-4 | 3-2 | 2-4 | 1-1 | 3-3 | 1-6 | 3-4 | 1-2 | 2-0 | 5-1 | 1-0 | 0-1 |
| Tawfiq Byard | 34-20 | 54 | 1-0 | 5-2 | 4-0 | 4-2 | 2-0 | 2-0 | 3-4 | 0-1 | 1-2 | 6-5 | 3-2 | 3-2 | DNP |
| Brent Austin | 36-12 | 48 | - | 4-2 | 3-1 | 3-1 | 4-0 | 2-1 | 6-1 | 1-2 | 1-1 | 5-1 | - | 6-1 | 1-1 |
| De'Shawn Rucker | 36-6 | 42 | 3-0 | 10-0 | 4-0 | 4-1 | DNP | 3-0 | DNP | 3-1 | 0-4 | 3-0 | 2-0 | 1-0 | 3-0 |
| Decarius Hawthorne | 18-22 | 40 | 1-1 | 1-3 | - | 0-5 | 3-1 | 2-3 | 3-1 | 3-3 | 0-2 | 1-1 | 2-1 | 1-0 | 1-1 |
| D'Marco Augustin | 20-19 | 39 | 1-1 | 1-4 | DNP | 1-1 | 3-0 | 1-1 | 2-4 | 2-2 | 1-1 | DNP | - | 3-1 | 5-4 |
| Rico Watson III | 21-16 | 37 | 1-5 | 1-0 | 1-0 | 2-0 | - | 3-0 | 3-3 | 2-0 | 3-4 | 1-2 | 0-1 | - | 4-1 |
| Bernard Gooden | 14-21 | 35 | 0-1 | - | - | 1-1 | 2-2 | 0-2 | 2-3 | 1-1 | 2-3 | 0-1 | 0-4 | 4-1 | 2-2 |
| Kajuan Banks | 19-11 | 30 | 1-0 | 4-1 | 2-0 | 0-3 | 1-0 | 2-2 | 1-1 | 1-3 | 3-0 | 1-0 | - | 1-0 | 2-1 |
| Michael Williams II | 15-15 | 30 | 1-1 | - | 1-2 | 1-0 | 1-1 | 0-1 | 3-2 | 1-2 | 3-1 | 0-2 | 0-3 | 3-0 | 1-0 |
| DJ Gordon IV | 15-14 | 29 | 1-2 | - | 1-0 | 0-3 | 2-0 | 3-0 | 0-2 | 1-1 | 1-3 | 1-0 | 5-3 | - | - |
| D.J. Harris | 9-17 | 26 | 1-2 | - | 0-2 | 1-1 | 1-0 | 1-0 | 0-3 | 1-0 | 1-4 | 1-1 | 1-0 | 1-2 | 0-2 |
| Ben Knox | 15-7 | 22 | 1-0 | 1-0 | 1-0 | 0-1 | 3-0 | 0-1 | 2-1 | - | 1-0 | - | 1-0 | 3-1 | 2-3 |
| Jason Vaughn | 12-10 | 22 | DNP | 2-3 | 2-0 | 0-2 | 3-1 | DNP | DNP | 2-0 | 0-3 | - | 2-1 | - | 1-0 |
| Rodney Hill | 9-9 | 18 | 1-6 | - | 2-2 | - | 3-0 | - | - | - | - | - | 3-1 | - | - |
| Doug Blue-Eli | 5-12 | 17 | 1-2 | - | 0-1 | 1-1 | 2-1 | 0-3 | - | 0-1 | DNP | DNP | 1-1 | 0-2 | DNP |
| Caqavouis Berryhill | 12-4 | 16 | 1-0 | - | 1-1 | 1-0 | 3-0 | - | 1-1 | 2-0 | - | 2-0 | 0-1 | 1-1 | - |
| Jarvis Lee | 8-6 | 14 | 0-1 | - | 1-0 | 0-1 | - | 1-0 | - | - | 0-2 | - | 0-1 | 3-1 | 3-0 |
| Jaelen Stokes | 5-8 | 13 | 1-3 | - | 0-1 | - | - | - | - | 1-1 | 1-2 | 1-0 | 1-0 | - | 0-1 |
| Jahari Grant | 3-10 | 13 | 1-5 | - | DNP | DNP | DNP | - | DNP | - | 1-1 | 0-2 | 1-2 | DNP | - |
| James Chenault | 11-1 | 12 | 1-1 | - | - | - | 2-0 | 3-0 | - | - | - | 1-0 | 4-0 | - | - |
| Fred Gaskin | 9-3 | 12 | 2-0 | - | - | - | - | - | 1-0 | 0-1 | - | 0-1 | 2-0 | 2-0 | 2-1 |
| Dinellson Exume | 6-6 | 12 | 1-1 | - | - | - | 1-1 | 0-2 | - | DNP | - | 1-1 | 3-1 | DNP | - |
| Ira Singleton | 5-6 | 11 | 1-0 | - | 1-0 | - | 0-1 | 0-1 | 1-0 | 0-1 | - | - | 1-2 | 0-1 | 1-0 |
| Jacquez Williams | 4-4 | 8 | DNP | DNP | DNP | DNP | 0-1 | DNP | DNP | 0-1 | 3-2 | 1-0 | DNP | DNP | DNP |
| Ryan Jenkins | 3-5 | 8 | - | DNP | DNP | DNP | DNP | DNP | 0-1 | 0-2 | 3-0 | 0-1 | 0-1 | DNP | DNP |
| Rashad Cheney | 1-5 | 6 | DNP | 0-1 | 1-1 | 0-3 | DNP | DNP | DNP | DNP | DNP | DNP | DNP | DNP | DNP |
| JeyQuan Smith | 4-1 | 5 | 1-1 | - | - | - | 1-0 | - | - | 1-0 | - | - | - | - | 1-0 |
| Aamaris Brown-Bunkley | 2-2 | 4 | - | DNP | - | 0-1 | 2-1 | DNP | DNP | DNP | DNP | DNP | DNP | - | DNP |
| Ashton Mosley | 2-2 | 4 | 1-1 | - | 1-0 | 0-1 | DNP | DNP | DNP | DNP | DNP | DNP | DNP | DNP | - |
| Tyree Kelly | 3-0 | 3 | - | - | - | - | - | - | - | - | - | 2-0 | 1-0 | - | DNP |
| Nay'Quan Wright | 2-1 | 3 | - | - | 0-1 | - | - | - | 1-0 | - | - | - | - | - | 1-0 |
| Yasias Young | 2-1 | 3 | - | - | - | - | - | - | - | - | DNP | 1-0 | - | 1-0 | 0-1 |
| Jermaine Dalias | 2-1 | 3 | - | DNP | DNP | DNP | DNP | DNP | DNP | DNP | DNP | - | 2-1 | DNP | DNP |
| Amer Amer | 2-0 | 2 | - | - | - | - | - | - | 1-0 | - | - | - | 1-0 | - | - |
| Langston Long | 1-1 | 2 | - | DNP | - | DNP | DNP | - | - | - | DNP | 0-1 | - | 1-0 | DNP |
| Reggie Johnson II | 1-1 | 2 | 1-1 | DNP | DNP | DNP | DNP | DNP | - | - | DNP | DNP | - | DNP | DNP |
| Garrett Cates | 0-2 | 2 | 0-1 | - | - | - | - | - | - | - | 0-1 | - | - | - | - |
| Nico Gramatica | 1-0 | 1 | - | - | - | - | - | - | - | - | - | - | - | 1-0 | - |
| Andrew Stokes | 1-0 | 1 | - | 1-0 | - | - | - | - | - | - | - | - | - | - | - |
| Sean Atkins | 1-0 | 1 | - | - | - | - | - | - | - | - | 1-0 | - | - | - | - |
| Ty Ippolito | 1-0 | 1 | - | DNP | DNP | 1-0 | DNP | DNP | DNP | DNP | DNP | - | - | DNP | DNP |
| Evan Dangler | 1-0 | 1 | - | - | - | - | - | - | - | - | 1-0 | - | - | - | - |
| Zavier Hamilton | 1-0 | 1 | - | DNP | DNP | DNP | DNP | DNP | DNP | - | DNP | DNP | DNP | DNP | 1-0 |
| Derek Bowman | 1-0 | 1 | - | - | - | - | - | - | - | - | 1-0 | - | - | - | - |
| RJ Perry | 1-0 | 1 | - | - | - | - | DNP | 1-0 | - | - | - | - | - | - | - |
| Keshaun Singleton | 1-0 | 1 | - | DNP | - | - | 1-0 | - | - | - | - | - | - | - | - |
| Gunnar Greenwald | 1-0 | 1 | - | - | 1-0 | - | - | - | DNP | DNP | - | - | - | - | - |
| Deylen Platt | 0-1 | 1 | - | - | DNP | DNP | DNP | DNP | 0-1 | - | DNP | DNP | DNP | DNP | - |
| Lewai Mitchell | 0-1 | 1 | 0-1 | - | - | - | - | DNP | DNP | DNP | DNP | DNP | DNP | DNP | DNP |
| Braden Chisholm | 0-1 | 1 | 0-1 | DNP | - | DNP | DNP | DNP | - | - | DNP | DNP | DNP | DNP | DNP |
| Chad Elder | 0-1 | 1 | - | - | DNP | DNP | DNP | DNP | - | - | - | - | 0-1 | DNP | DNP |

2024 FINAL NCAA/CONFERENCE RANKINGS - TEAM

| Statistic | Rank | Rank | Value | National Leader | Value | Leader | Value |
|--|------|------|--------|--------------------------|----------|-----------------|--------|
| 3rd Down Conversion Pct (133 ranked) | 76 | 6 | 0.395 | Miami (FL) | 0.563 | Tulane | 0.503 |
| 3rd Down Conversion Pct Defense (133 ranked) | 29 | 3 | 0.345 | Wyoming | 0.259 | UTSA | 0.311 |
| 4th Down Conversion Pct (133 ranked) | 55 | 3 | 0.556 | Minnesota | 0.909 | Army West Point | 0.775 |
| 4th Down Conversion Pct Defense (133 ranked) | 43 | 8 | 0.500 | South Carolina | 0.304 | UTSA | 0.333 |
| Blocked Kicks (60 ranked) | | | | Louisville Notre Dame | 6 6 | 4 teams tied | 2 |
| Blocked Kicks Allowed (132 ranked) | 45 | 7 | 1 | 44 teams tied | 0 | 6 teams tied | 0 |
| Blocked Punts (20 ranked) | | | | UNLV | 5 | North Texas | 2 |
| Blocked Punts Allowed (132 ranked) | 1 | 1 | 0 | 80 teams tied | 0 | 9 teams tied | 0 |
| Completion Percentage (133 ranked) | 90 | 8 | 0.591 | Colorado | 0.732 | Memphis | 0.647 |
| Defensive TDs (63 ranked) | 32 | 4 | 2 | Notre Dame Tulane | 6 6 | Tulane | 6 |
| Fewest Penalties (133 ranked) | 127 | 13 | 105 | Air Force | 38 | Army West Point | 45 |
| Fewest Penalties Per Game (133 ranked) | 125 | 12 | 8.08 | Iowa | 3.15 | Army West Point | 3.21 |
| Fewest Penalty Yards (133 ranked) | 126 | 13 | 922 | Air Force | 346 | Army West Point | 441 |
| Fewest Penalty Yards Per Game (133 ranked) | 124 | 12 | 70.92 | Iowa St. | 28.00 | Army West Point | 31.50 |
| First Downs Defense (133 ranked) | 123 | 13 | 295 | Indiana | 192 | Rice | 214 |
| First Downs Offense (133 ranked) | 62 | 7 | 265 | Penn St. | 367 | North Texas | 309 |
| Fumbles Lost (133 ranked) | 83 | 7 | 8 | San Diego St. | 1 | Memphis | 2 |
| Fumbles Recovered (132 ranked) | 4 | 2 | 13 | Memphis | 15 | Memphis | 15 |
| Kickoff Return Defense (133 ranked) | 117 | 10 | 23.71 | Arizona | 12.50 | North Texas | 16.00 |
| Kickoff Returns (133 ranked) | 34 | 6 | 22.25 | UTSA | 32.80 | UTSA | 32.80 |
| Net Punting (133 ranked) | 7 | 1 | 43.43 | Southern California | 45.40 | South Fla. | 43.43 |
| Passes Had Intercepted (133 ranked) | 54 | 5 | 10 | 4 teams tied | 4 | Army West Point | 4 |
| Passes Intercepted (133 ranked) | 44 | 5 | 12 | BYU Texas | 22 22 | Army West Point | 18 |
| Passing Offense (133 ranked) | 67 | 8 | 227.5 | Syracuse | 370.0 | North Texas | 328.2 |
| Passing Yards Allowed (133 ranked) | 127 | 13 | 278.8 | Iowa St. | 165.6 | Rice | 173.8 |
| Passing Yards per Completion (133 ranked) | 103 | 11 | 11.29 | Air Force | 17.37 | Army West Point | 17.09 |
| Punt Return Defense (133 ranked) | 18 | 4 | 4.46 | Alabama | 1.00 | North Texas | 1.33 |
| Punt Returns (133 ranked) | 35 | 3 | 10.71 | Baylor | 20.71 | UAB | 20.56 |
| Red Zone Defense (133 ranked) | 33 | 6 | 0.784 | Army West Point | 0.600 | Army West Point | 0.600 |
| Red Zone Offense (133 ranked) | 50 | 6 | 0.863 | Old Dominion | 0.950 | Army West Point | 0.909 |
| Rushing Defense (133 ranked) | 81 | 6 | 158.2 | Indiana | 80.2 | UTSA | 109.3 |
| Rushing Offense (133 ranked) | 39 | 5 | 180.2 | Army West Point | 300.5 | Army West Point | 300.5 |
| Sacks Allowed (133 ranked) | 110 | 12 | 2.77 | New Mexico | 0.42 | Army West Point | 0.43 |
| Scoring Defense (133 ranked) | 100 | 7 | 29.8 | Ohio St. | 12.9 | Army West Point | 15.5 |
| Scoring Offense (133 ranked) | 33 | 5 | 32.2 | Miami (FL) | 43.9 | Memphis | 35.7 |
| Tackles for Loss Allowed (133 ranked) | 81 | 7 | 5.69 | New Mexico | 2.17 | Army West Point | 2.86 |
| Team Passing Efficiency (133 ranked) | 110 | 11 | 122.62 | Ole Miss | 176.60 | Tulane | 157.36 |
| Team Passing Efficiency Defense (133 ranked) | 76 | 10 | 134.46 | Notre Dame | 104.40 | Tulane | 113.59 |
| Team Sacks (133 ranked) | 41 | 4 | 2.46 | Ole Miss | 4.00 | UTSA | 3.23 |
| Team Tackles for Loss (133 ranked) | 6 | 2 | 7.9 | Ole Miss | 9.2 | UTSA | 8.8 |
| Time of Possession (133 ranked) | 133 | 14 | 25.08 | Army West Point | 34:39 | Army West Point | 34:39 |
| Total Defense (133 ranked) | 118 | 12 | 436.9 | Ohio St. | 254.6 | Army West Point | 297.9 |
| Total Offense (133 ranked) | 46 | 5 | 407.7 | Miami (FL) | 537.2 | North Texas | 488.8 |
| Turnover Margin (133 ranked) | 31 | 4 | 0.54 | James Madison | 1.54 | Memphis | 1.38 |
| Turnovers Gained (132 ranked) | 13 | 2 | 25 | Notre Dame | 33 | Memphis | 26 |
| Turnovers Lost (133 ranked) | 63 | 5 | 18 | Vanderbilt | 7 | Memphis | 8 |
| Winning Percentage (133 ranked) | 59 | 6 | 0.538 | Oregon | 0.929 | Army West Point | 0.857 |

2024 FINAL NCAA/CONFERENCE RANKINGS - INDIVIDUAL

| | | | | | | | |
|--|---|--------------------------|----------------------|--------------------------|---|----------------|---|
| | Kelley Joiner | 174 | 21 | 75.38 | | | |
| Blocked Kicks (4 ranked) | | | | | Ricky White III, UNLV | 4 | Elo Modozie, Army West Point 2 |
| Combined Kick Returns (199 ranked) | Saan Atkins Ta'Ron Keith Kelley Joiner | 99 100 188 | 13 14 22 | 274 267 130 | Kaden Wetjen, Iowa | 1,055 | Henry Rutledge, Charlotte 653 |
| Completion Percentage (118 ranked) | Bryce Archie | 88 | 7 | 0.593 | Shedeur Sanders, Colorado | 0.740 | Darian Mensah, Tulane 0.659 |
| Completions Per Game (99 ranked) | Bryce Archie | 95 | 7 | 14.33 | Kyle McCord, Syracuse | 30.08 | Chandler Morris, North Texas 26.83 |
| Field Goal Percentage (115 ranked) | John Cannon | 62 | 4 | 0.750 | Ryan Fitzgerald, Florida St. Stephen Rusnak, Charlotte | 1.000 1.000 | Stephen Rusnak, Charlotte 1.000 |
| Field Goals Per Game (138 ranked) | John Cannon Nico Gramatica | 79 130 | 4 15 | 1.00 0.23 | Kenneth Almendares, Louisiana | 2.00 | Jonah Delange, UAB 1.75 |
| Forced Fumbles (18 ranked) | Jhalyn Shuler | 12 | 2 | 0.30 | Red Murdock, Buffalo | 0.54 | Greg Rubin, Memphis 0.31 |
| Fumbles Recovered (19 ranked) | Bernard Gooden | 19 | 3 | 2 | Sam Howard, Tulane | 5 | Sam Howard, Tulane 5 |
| Interceptions Per Game (143 ranked) | Tavin Ward Jhalyn Shuler | 81 129 | 8 15 | 0.2 0.2 | Nohl Williams, California | 0.5 | Zah Frazier, UTSA 0.5 |
| Kickoff Return TDs (5 ranked) | Ta'Ron Keith | 5 | 3 | 1 | 4 players tied | 2 | Chris Carpenter, UTSA Rayshawn Pleasant, Tulane 2 2 |
| Kickoff Returns (58 ranked) | | | | | Ian Foster, Marshall | 32.4 | Winston Wright Jr., East Carolina 26.8 |
| Passes Defended (10 ranked) | | | | | Raion Strader, Miami (OH) | 1.7 | Zah Frazier, UTSA 1.3 |
| Passing Efficiency (118 ranked) | Bryce Archie | 111 | 10 | 118.1 | Jaxson Dart, Ole Miss | 180.7 | Darian Mensah, Tulane 166.7 |
| Passing TDs (159 ranked) | Bryce Archie Israel Carter | 120 159 | 12 19 | 9 4 | Cameron Ward, Miami (FL) | 39 | Chandler Morris, North Texas 31 |
| Passing Yards (130 ranked) | Bryce Archie | 96 | 9 | 1,914 | Kyle McCord, Syracuse | 4,779 | Chandler Morris, North Texas 3,774 |
| Passing Yards Per Game (130 ranked) | Bryce Archie | 104 | 9 | 159.5 | Kyle McCord, Syracuse | 367.6 | Chandler Morris, North Texas 314.5 |
| Passing Yards per Completion (118 ranked) | Bryce Archie | 93 | 8 | 11.13 | Deshawn Purdie, Charlotte | 18.02 | Deshawn Purdie, Charlotte 18.02 |
| Points Responsible For (199 ranked) | Kelley Joiner John Cannon | 180 193 | 14 17 | 84 83 | Cameron Ward, Miami (FL) | 272 | Bryson Daily, Army West Point 246 |
| Points Responsible For Per Game (199 ranked) | John Cannon | 184 | 16 | 6.9 | John Mateer, Washington St. | 22.3 | Bryson Daily, Army West Point 18.9 |
| Punt Return TDs (4 ranked) | | | | | Courtney Jackson, Arkansas St. Parker Kingston, BYU Kam Shanks, UAB | 2 2 2 | Kam Shanks, UAB 2 |
| Punt Returns (40 ranked) | Sean Atkins | 13 | 2 | 10.1 | Kam Shanks, UAB | 20.6 | Kam Shanks, UAB 20.6 |
| Punting (79 ranked) | Andrew Stokes | 8 | 2 | 45.4 | Alex Mastromanno, Florida St. | 49.3 | Riley Riethman, Navy 45.7 |
| Receiving TDs (170 ranked) | Michael Brown-Stephens | 170 | 17 | 4 | Nick Nash, San Jose St. | 16 | DT Sheffield, North Texas 11 |
| Receiving Yards (199 ranked) | Sean Atkins | 93 | 9 | 781 | Harold Fannin Jr., Bowling Green | 1,555 | Mario Williams, Tulane 1,031 |
| Receiving Yards Per Game (200 ranked) | Sean Atkins | 99 | 10 | 60.1 | Harold Fannin Jr., Bowling Green | 119.6 | Dante Wright, Temple 88.0 |
| Receptions Per Game (199 ranked) | Sean Atkins | 25 | 2 | 6.1 | Harold Fannin Jr., Bowling Green | 9.0 | Dante Wright, Temple 6.8 |
| Rush Yards Per Carry (155 ranked) | | | | | Devon Dampier, New Mexico | 7.52 | Blake Horvath, Navy 7.12 |
| Rushing TDs (171 ranked) | Kelley Joiner Ta'Ron Keith Nay'Quan Wright | 35 84 84 | 5 12 12 | 12 8 8 | Bryson Daily, Army West Point | 32 | Bryson Daily, Army West Point 32 |
| Rushing Yards (200 ranked) | Kelley Joiner Nay'Quan Wright | 83 181 | 9 17 | 799 510 | Ashton Jeanty, Boise St. | 2,601 | Bryson Daily, Army West Point 1,659 |
| Rushing Yards Per Game (199 ranked) | Kelley Joiner Nay'Quan Wright | 98 195 | 11 20 | 61.5 39.2 | Ashton Jeanty, Boise St. | 185.8 | Bryson Daily, Army West Point 127.6 |
| Sacks (142 ranked) | | | | | Donovan Ezeiruaku, Boston College | 1.38 | Jimmori Robinson, UTSA 0.88 |
| Scoring (200 ranked) | John Cannon Kelley Joiner | 83 102 | 8 10 | 6.9 6.5 | Bryson Daily, Army West Point | 14.8 | Bryson Daily, Army West Point 14.8 |
| Solo Tackles (13 ranked) | | | | | Carson Schwesinger, UCLA | 7.5 | D.J. Woodbury, Temple 5.5 |
| Tackles For Loss (15 ranked) | | | | | Mike Green, Marshall | 1.7 | Jimmori Robinson, UTSA 1.4 |
| Total Interceptions (53 ranked) | Tavin Ward | 53 | 6 | 3 | Nohl Williams, California | 7 | Zah Frazier, UTSA 6 |
| Total Offense (200 ranked) | Bryce Archie | 108 | 11 | 170.3 | Jaxson Dart, Ole Miss | 367.2 | Chandler Morris, North Texas 334.7 |
| Total Points Scored (150 ranked) | Kelley Joiner John Cannon | 87 98 | 8 11 | 84 83 | Bryson Daily, Army West Point | 192 | Bryson Daily, Army West Point 192 |
| Total Tackles (500 ranked) | Mac Harris Jhalyn Shuler Tavin Ward Tawfiq Byard | 173 201 422 476 | 15 19 37 44 | 6.3 6.1 4.8 4.5 | Shaun Dolac, Buffalo | 12.9 | Colin Ramos, Navy 9.9 |
| Total Touchdowns (139 ranked) | Kelley Joiner Ta'Ron Keith Nay'Quan Wright | 33 103 139 | 5 13 18 | 14 9 8 | Bryson Daily, Army West Point | 32 | Bryson Daily, Army West Point 32 |
| Yards per Pass Attempt (118 ranked) | Bryce Archie | 105 | 7 | 6.60 | Jaxson Dart, Ole Miss | 10.75 | Darian Mensah, Tulane 9.49 |
| Yards per Reception (200 ranked) | Keshaun Singleton Michael Brown-Stephens | 82 188 | 10 19 | 15.69 13.07 | Dont'e Thornton Jr., Tennessee | 25.42 | O'Mega Blake, Charlotte 24.84 |

TEAM STATISTICS

Team Statistics

| | USF | OPP |
|------------------------------------|--------------------|---------------------|
| Scoring | 418 | 387 |
| Points per game | 32.2 | 29.8 |
| Points Off Turnovers | 89 | 55 |
| First Downs | 265 | 295 |
| Rushing | 106 | 110 |
| Passing | 130 | 150 |
| Penalty | 29 | 35 |
| Rushing Yardage | 2343 | 2056 |
| Yards gained rushing | 2642 | 2448 |
| Yards lost rushing | 299 | 392 |
| Rushing attempts | 492 | 510 |
| Average per rush | 4.8 | 4.0 |
| Average per game | 180.2 | 158.2 |
| TDs Rushing | 34 | 25 |
| Passing Yardage | 2957 | 3624 |
| Comp-Att-Int | 262-443-10 | 277-471-12 |
| Average per pass | 6.7 | 7.7 |
| Average per catch | 11.3 | 13.1 |
| Average per game | 227.5 | 278.8 |
| TDs Passing | 16 | 23 |
| Total offense | 5300 | 5680 |
| Total plays | 935 | 981 |
| Average per play | 5.7 | 5.8 |
| Average per game | 407.7 | 436.9 |
| Kick returns: #-Yards | 20-445 | 31-735 |
| Punt returns: #-Yards | 28-300 | 13-58 |
| Int returns: #-Yards | 12-132 | 10-142 |
| Kick return average | 22.3 | 23.7 |
| Punt return average | 10.7 | 4.5 |
| Int return average | 11.0 | 14.2 |
| Fumbles-Lost | 15-8 | 22-13 |
| Penalties-Yards | 105-922 | 110-951 |
| Average per game | 70.9 | 73.2 |
| Punts-Yards | 70-3178 | 67-2939 |
| Average per punt | 45.4 | 43.9 |
| Net punt average | 43.7 | 38.2 |
| Kickoffs-Yards | 76-4581 | 72-4308 |
| Average per kick | 60.3 | 59.8 |
| Net kick average | 37.3 | 37.9 |
| Time of possession / game | 25:08 | 34:52 |
| 3rd-down conversion | 77/195 | 67/194 |
| 3rd-down pct | 39% | 35% |
| 4th-down conversion | 15/27 | 15/30 |
| 4th-down pct | 56% | 50% |
| Sacks by-Yards | 32-212 | 36-223 |
| Misc Yards | 0 | 0 |
| Touchdowns scored | 53 | 49 |
| Field goals - attempts | 15-21 | 13-19 |
| On-Side kicks | 0-3 | 0-1 |
| Red-zone scores | (44-51) 86% | (40-51) 78% |
| Red-zone touchdowns | (34-51) 67% | (32-51) 63% |
| PAT-attempts | (49-50) 98% | (44-44) 100% |
| 2-point conversion-attempts | (3-6) 50% | (5-8) 63% |
| Attendance | 185178 | 195968 |
| Games / Avg per game | 5/37036 | 6/32661 |
| Neutral site games | - | 2/5043 |

OVERALL INDIVIDUAL STATISTICS

Rushing

| Player | gp | att | gain | loss | net | avg | td | lg | avg/g |
|------------------------|-----------|------------|-------------|------------|-------------|------------|-----------|-----------|--------------|
| Kelley Joiner | 13 | 121 | 817 | 18 | 799 | 6.6 | 12 | 54 | 61.5 |
| Nay'Quan Wright | 13 | 109 | 529 | 19 | 510 | 4.7 | 8 | 64 | 39.2 |
| Ta'Ron Keith | 13 | 78 | 433 | 14 | 419 | 5.4 | 8 | 42 | 32.2 |
| Byrum Brown | 6 | 68 | 360 | 91 | 269 | 4.0 | 3 | 42 | 44.8 |
| Bryce Archie | 12 | 68 | 268 | 139 | 129 | 1.9 | 2 | 35 | 10.8 |
| Yasias Young | 12 | 16 | 56 | 0 | 56 | 3.5 | 0 | 9 | 4.7 |
| Alvon Isaac | 4 | 6 | 50 | 0 | 50 | 8.3 | 1 | 25 | 12.5 |
| Israel Carter | 4 | 10 | 57 | 11 | 46 | 4.6 | 0 | 14 | 11.5 |
| Jaylen Johnson | 1 | 6 | 33 | 0 | 33 | 5.5 | 0 | 7 | 33.0 |
| John Cannon | 12 | 1 | 17 | 0 | 17 | 17.0 | 0 | 17 | 1.4 |
| Sean Atkins | 13 | 1 | 14 | 0 | 14 | 14.0 | 0 | 14 | 1.1 |
| Joshua Porter | 13 | 1 | 5 | 0 | 5 | 5.0 | 0 | 5 | 0.4 |
| Cole Skinner | 10 | 1 | 2 | 0 | 2 | 2.0 | 0 | 2 | 0.2 |
| JeyQuan Smith | 13 | 1 | 1 | 0 | 1 | 1.0 | 0 | 1 | 0.1 |
| Michael Brown-Stephens | 13 | 1 | 0 | 0 | 0 | 0.0 | 0 | 0 | 0.0 |
| Team | 13 | 4 | 0 | 7 | -7 | -1.8 | 0 | 0 | -0.5 |
| Total | 13 | 492 | 2642 | 299 | 2343 | 4.8 | 34 | 64 | 180.2 |
| Opponents | 13 | 510 | 2448 | 392 | 2056 | 4.0 | 25 | 91 | 158.2 |

Passing

| Player | gp | effic | comp-att-int | pct | yds | td | lg | avg/g |
|------------------|-----------|--------------|-------------------|-------------|-------------|-----------|-----------|--------------|
| Bryce Archie | 12 | 118.1 | 172-290-10 | 59.3 | 1914 | 9 | 67 | 159.5 |
| Byrum Brown | 6 | 117.3 | 78-132-0 | 59.1 | 836 | 2 | 64 | 139.3 |
| Israel Carter | 4 | 289.9 | 11-14-0 | 78.6 | 195 | 4 | 59 | 48.8 |
| Sean Atkins | 13 | 176.9 | 1-3-0 | 33.3 | 12 | 1 | 12 | 0.9 |
| Team | 13 | 0.0 | 0-4-0 | 0.0 | 0 | 0 | 0 | 0.0 |
| Total | 13 | 122.6 | 262-443-10 | 59.1 | 2957 | 16 | 67 | 227.5 |
| Opponents | 13 | 134.5 | 277-471-12 | 58.8 | 3624 | 23 | 76 | 278.8 |

Receiving

| Player | gp | no. | yds | avg | td | lg | avg/g |
|------------------------|-----------|------------|-------------|-------------|-----------|-----------|--------------|
| Sean Atkins | 13 | 79 | 781 | 9.9 | 2 | 52 | 60.1 |
| Michael Brown-Stephens | 13 | 29 | 379 | 13.1 | 4 | 32 | 29.2 |
| Keshaun Singleton | 12 | 26 | 408 | 15.7 | 3 | 67 | 34.0 |
| Joshua Porter | 13 | 25 | 230 | 9.2 | 0 | 32 | 17.7 |
| Nay'Quan Wright | 13 | 22 | 149 | 6.8 | 0 | 44 | 11.5 |
| Abdur-Rahmaan Yaseen | 9 | 21 | 254 | 12.1 | 0 | 51 | 28.2 |
| Payten Singletary | 13 | 18 | 215 | 11.9 | 2 | 34 | 16.5 |
| Ta'Ron Keith | 13 | 13 | 157 | 12.1 | 0 | 64 | 12.1 |
| Joshua Hardeman | 10 | 9 | 140 | 15.6 | 1 | 48 | 14.0 |
| Kelley Joiner | 13 | 8 | 51 | 6.4 | 2 | 24 | 3.9 |
| JeyQuan Smith | 13 | 6 | 106 | 17.7 | 0 | 48 | 8.2 |
| Brandon Winton | 4 | 3 | 14 | 4.7 | 0 | 8 | 3.5 |
| Gunnar Greenwald | 11 | 1 | 2 | 2.0 | 0 | 2 | 0.2 |
| Byrum Brown | 6 | 1 | 12 | 12.0 | 1 | 12 | 2.0 |
| Jonathan Echols | 2 | 1 | 59 | 59.0 | 1 | 59 | 29.5 |
| Total | 13 | 262 | 2957 | 11.3 | 16 | 67 | 227.5 |
| Opponents | 13 | 277 | 3623 | 13.1 | 23 | 76 | 278.7 |

Punt Returns

| Player | no. | yds | avg | td | lg |
|------------------|-----------|------------|-------------|----------|-----------|
| Sean Atkins | 27 | 274 | 10.1 | 0 | 54 |
| Ta'Ron Keith | 1 | 26 | 26.0 | 0 | 26 |
| Total | 28 | 300 | 10.7 | 0 | 54 |
| Opponents | 13 | 58 | 4.5 | 0 | 28 |

Interceptions

| Player | no. | yds | avg | td | lg |
|------------------|-----------|------------|-------------|----------|-----------|
| Tavin Ward | 3 | 29 | 9.7 | 0 | 29 |
| Brent Austin | 2 | 14 | 7.0 | 1 | 14 |
| Jhalyn Shuler | 2 | 55 | 27.5 | 0 | 29 |
| D'Marco Augustin | 1 | 22 | 22.0 | 0 | 22 |
| Doug Blue-Eli | 1 | 0 | 0.0 | 0 | 0 |
| Tawfiq Byard | 1 | 12 | 12.0 | 0 | 12 |
| Fred Gaskin | 1 | 0 | 0.0 | 0 | 0 |
| James Chenault | 1 | 0 | 0.0 | 0 | 0 |
| Total | 12 | 132 | 11.0 | 1 | 29 |
| Opponents | 10 | 142 | 14.2 | 0 | 46 |

Kick Returns

| Player | no. | yds | avg | td | lg |
|------------------|-----------|------------|-------------|----------|-----------|
| Ta'Ron Keith | 8 | 241 | 30.1 | 1 | 93 |
| Kelley Joiner | 6 | 130 | 21.7 | 0 | 31 |
| Nay'Quan Wright | 3 | 43 | 14.3 | 0 | 24 |
| Jamie Pettway | 1 | 7 | 7.0 | 0 | 7 |
| Gunnar Greenwald | 1 | 6 | 6.0 | 0 | 6 |
| JeyQuan Smith | 1 | 18 | 18.0 | 0 | 18 |
| Total | 20 | 445 | 22.3 | 1 | 93 |
| Opponents | 31 | 735 | 23.7 | 0 | 84 |

Fumbles Recovered

| Player | no. | yds | avg | td | lg |
|---------------------|-----------|-----------|------------|----------|-----------|
| Mac Harris | 1 | 25 | 25.0 | 1 | 25 |
| Caqavouis Berryhill | 1 | 16 | 16.0 | 0 | 16 |
| Jamie Pettway | 1 | 4 | 4.0 | 0 | 4 |
| Bernard Gooden | 2 | 0 | 0.0 | 0 | 0 |
| DJ Gordon IV | 1 | 0 | 0.0 | 0 | 0 |
| Ben Knox | 1 | 0 | 0.0 | 0 | 0 |
| Decarius Hawthorne | 1 | 0 | 0.0 | 0 | 0 |
| Tavin Ward | 1 | 0 | 0.0 | 0 | 0 |
| Tawfiq Byard | 1 | 0 | 0.0 | 0 | 0 |
| Jarvis Lee | 1 | 0 | 0.0 | 0 | 0 |
| Nico Gramatica | 1 | 0 | 0.0 | 0 | 0 |
| Total | 13 | 45 | 3.5 | 1 | 25 |
| Opponents | 8 | 17 | 2.1 | 1 | 10 |

OVERALL INDIVIDUAL STATISTICS

Scoring

| Player | td | fg | PAT | | | | | d | x | saf | pts |
|------------------------|-----------|--------------|--------------|----------|----------|----------|----------|----------|----------|------------|-----|
| | | | kick | rush | rcv | pass | | | | | |
| Kelley Joiner | 14 | - | - | - | - | - | - | - | - | 84 | |
| John Cannon | - | 12-16 | 47-48 | - | - | - | - | - | - | 83 | |
| Ta'Ron Keith | 9 | - | - | - | - | - | - | - | - | 54 | |
| Nay'Quan Wright | 8 | - | - | - | - | - | - | - | - | 48 | |
| Michael Brown-Stephens | 4 | - | - | - | 1 | - | - | - | - | 26 | |
| Byrum Brown | 4 | - | - | - | - | - | - | - | - | 24 | |
| Keshawn Singleton | 3 | - | - | - | 1 | - | - | - | - | 20 | |
| Payten Singletary | 2 | - | - | - | 1 | - | - | - | - | 14 | |
| Sean Atkins | 2 | - | - | - | - | - | - | - | - | 12 | |
| Bryce Archie | 2 | - | - | - | - | 3 | - | - | - | 12 | |
| Nico Gramatica | - | 3-5 | 1-1 | - | - | - | - | - | - | 10 | |
| Joshua Hardeman | 1 | - | - | - | - | - | - | - | - | 6 | |
| Mac Harris | 1 | - | - | - | - | - | - | - | - | 6 | |
| Brent Austin | 1 | - | - | - | - | - | - | - | - | 6 | |
| Alvon Isaac | 1 | - | - | - | - | - | - | - | - | 6 | |
| Jonathan Echols | 1 | - | - | - | - | - | - | - | - | 6 | |
| Ty Ippolito | - | - | 1-1 | - | - | - | - | - | - | 1 | |
| Total | 53 | 15-21 | 49-50 | 0 | 3 | 3 | 0 | 0 | 0 | 418 | |
| Opponents | 49 | 13-19 | 44-44 | 1 | 4 | 4 | 0 | 0 | 0 | 387 | |

Field Goals

| Player | fg | pct. | 01-19 | 20-29 | 30-39 | 40-49 | 50-99 | lg | blk |
|------------------|--------------|-------------|------------|------------|------------|------------|------------|-----------|----------|
| John Cannon | 12-16 | 75.0 | 0-0 | 2-2 | 5-6 | 4-6 | 1-2 | 53 | 0 |
| Nico Gramatica | 3-5 | 60.0 | 0-0 | 0-0 | 0-0 | 0-0 | 3-5 | 58 | 0 |
| Opponents | 13-19 | 68.4 | 0-0 | 5-5 | 3-6 | 4-7 | 1-1 | 50 | 0 |

FG Sequence

| Team Name | South Fla. | Opponents |
|-----------------|-------------------|---------------------|
| Bethune-Cookman | (53),(40) | (48) |
| Alabama | (34),(25),53,(22) | |
| Miami (FL) | (58),(51),(45),31 | |
| Tulane | (45) | (35) |
| Memphis | (52) | 39 |
| Fla. Atlantic | 46,(34) | 49,36 |
| Charlotte | 53,(33) | (50) |
| Tulsa | 48,58 | |
| San Jose St. | (33),(41),(36) | (42),(22),(24) |
| Southern Miss. | | 42,(31) |
| UAB | | (41),(29),(32),(48) |
| Rice | | (25),41,(25),39 |

Numbers in (parentheses) indicate field goal was made

Total Offense

| Player | g | plays | rush | pass | total | avg/g |
|------------------|-----------|------------|-------------|-------------|-------------|--------------|
| Bryce Archie | 12 | 358 | 129 | 1914 | 2043 | 170.3 |
| Byrum Brown | 6 | 200 | 269 | 836 | 1105 | 184.2 |
| Kelley Joiner | 13 | 121 | 799 | 0 | 799 | 61.5 |
| Nay'Quan Wright | 13 | 109 | 510 | 0 | 510 | 39.2 |
| Ta'Ron Keith | 13 | 78 | 419 | 0 | 419 | 32.2 |
| Israel Carter | 4 | 24 | 46 | 195 | 241 | 60.3 |
| Yasias Young | 12 | 16 | 56 | 0 | 56 | 4.7 |
| Alvon Isaac | 4 | 6 | 50 | 0 | 50 | 12.5 |
| Jaylen Johnson | 1 | 6 | 33 | 0 | 33 | 33.0 |
| Sean Atkins | 13 | 4 | 14 | 12 | 26 | 2.0 |
| John Cannon | 12 | 1 | 17 | 0 | 17 | 1.4 |
| Joshua Porter | 13 | 1 | 5 | 0 | 5 | 0.4 |
| Cole Skinner | 10 | 1 | 2 | 0 | 2 | 0.2 |
| JeyQuan Smith | 13 | 1 | 1 | 0 | 1 | 0.1 |
| Team | 13 | 0 | -7 | 0 | -7 | -0.5 |
| Total | 13 | 935 | 2343 | 2957 | 5300 | 407.7 |
| Opponents | 13 | 981 | 2056 | 3624 | 5680 | 436.9 |

Punting

| Player | no. | yds | avg | lg | tb | fc | i20 | 50+ | blk |
|------------------|-----------|-------------|-------------|-----------|----------|-----------|-----------|-----------|----------|
| Andrew Stokes | 68 | 3090 | 45.4 | 72 | 4 | 11 | 27 | 21 | 0 |
| Pierse Stainton | 2 | 88 | 44.0 | 47 | 0 | 2 | 1 | 0 | 0 |
| Total | 70 | 3178 | 45.4 | 72 | 4 | 13 | 28 | 21 | 0 |
| Opponents | 67 | 2939 | 43.9 | 60 | 5 | 23 | 18 | 19 | 0 |

Kickoffs

| Player | no. | yds | avg | tb | ob | retn | net | ydln |
|------------------|-----------|-------------|-------------|-----------|----------|-----------|-------------|-----------|
| Nico Gramatica | 68 | 4087 | 60.1 | 29 | 1 | | | |
| Ty Ippolito | 8 | 494 | 61.8 | 2 | 0 | | | |
| Total | 76 | 4581 | 60.3 | 31 | 1 | 31 | 37.3 | 27 |
| Opponents | 72 | 4308 | 59.8 | 41 | 3 | 20 | 37.9 | 27 |

ALL PURPOSE YARDS

All Purpose

| Player | g | rush | rcv | pr | kr | ir | total | avg/g |
|------------------------|-----------|-------------|-------------|------------|------------|------------|-------------|--------------|
| Sean Atkins | 13 | 14 | 781 | 274 | 0 | 0 | 1069 | 82.2 |
| Kelley Joiner | 13 | 799 | 51 | 0 | 130 | 0 | 980 | 75.4 |
| Ta'Ron Keith | 13 | 419 | 157 | 26 | 241 | 0 | 843 | 64.8 |
| Nay'Quan Wright | 13 | 510 | 149 | 0 | 43 | 0 | 702 | 54.0 |
| Keshaun Singleton | 12 | 0 | 408 | 0 | 0 | 0 | 408 | 34.0 |
| Michael Brown-Stephens | 13 | 0 | 379 | 0 | 0 | 0 | 379 | 29.2 |
| Byrum Brown | 6 | 269 | 12 | 0 | 0 | 0 | 281 | 46.8 |
| Abdur-Rahmaan Yaseen | 9 | 0 | 254 | 0 | 0 | 0 | 254 | 28.2 |
| Joshua Porter | 13 | 5 | 230 | 0 | 0 | 0 | 235 | 18.1 |
| Payten Singletary | 13 | 0 | 215 | 0 | 0 | 0 | 215 | 16.5 |
| Joshua Hardeman | 10 | 0 | 140 | 0 | 0 | 0 | 140 | 14.0 |
| Bryce Archie | 12 | 129 | 0 | 0 | 0 | 0 | 129 | 10.8 |
| JeyQuan Smith | 13 | 1 | 106 | 0 | 18 | 0 | 125 | 9.6 |
| Jonathan Echols | 2 | 0 | 59 | 0 | 0 | 0 | 59 | 29.5 |
| Yasias Young | 12 | 56 | 0 | 0 | 0 | 0 | 56 | 4.7 |
| Jhalyn Shuler | 10 | 0 | 0 | 0 | 0 | 55 | 55 | 5.5 |
| Alvon Isaac | 4 | 50 | 0 | 0 | 0 | 0 | 50 | 12.5 |
| Israel Carter | 4 | 46 | 0 | 0 | 0 | 0 | 46 | 11.5 |
| Jaylen Johnson | 1 | 33 | 0 | 0 | 0 | 0 | 33 | 33.0 |
| Tavin Ward | 13 | 0 | 0 | 0 | 0 | 29 | 29 | 2.2 |
| D'Marco Augustin | 11 | 0 | 0 | 0 | 0 | 22 | 22 | 2.0 |
| John Cannon | 12 | 17 | 0 | 0 | 0 | 0 | 17 | 1.4 |
| Brent Austin | 13 | 0 | 0 | 0 | 0 | 14 | 14 | 1.1 |
| Brandon Winton | 4 | 0 | 14 | 0 | 0 | 0 | 14 | 3.5 |
| Tawfiq Byard | 12 | 0 | 0 | 0 | 0 | 12 | 12 | 1.0 |
| Gunnar Greenwald | 11 | 0 | 2 | 0 | 6 | 0 | 8 | 0.7 |
| Jamie Pettway | 13 | 0 | 0 | 0 | 7 | 0 | 7 | 0.5 |
| Cole Skinner | 10 | 2 | 0 | 0 | 0 | 0 | 2 | 0.2 |
| Team | 13 | -7 | 0 | 0 | 0 | 0 | -7 | -0.5 |
| Total | 13 | 2343 | 2957 | 300 | 445 | 132 | 6177 | 475.2 |
| Opponents | 13 | 2056 | 3623 | 58 | 735 | 142 | 6614 | 508.8 |



Bernard Gooden



Tavin Ward

DEFENSIVE STATISTICS

Team Defense

| ## | Player | gp | Tackles | | | | Sacks | | Pass defense | | | Fumbles | | blkd | |
|----|-----------------------|-----------|------------|------------|------------|----------------|---------------|---------------|--------------|-----------|--------------|-----------|----------|----------|--|
| | | | ua | a | tot | tfl/yds | no-yds | int-yds | brup | qbh | fr-yds | ff | kick | saf | |
| 24 | Mac Harris | 13 | 54 | 28 | 82 | 12-51 | 4-32 | . | 2 | 6 | 1-25 | 2 | . | . | |
| 2 | Tavin Ward | 13 | 41 | 21 | 62 | 2-6 | . | 3-29 | 3 | . | 1-0 | . | . | . | |
| 7 | Jhalyn Shuler | 10 | 34 | 27 | 61 | 7-27 | 3.5-20 | 2-55 | 1 | 4 | . | 3 | . | . | |
| 6 | Jamie Pettway | 13 | 25 | 31 | 56 | 6.5-16 | 2-9 | . | 2 | 2 | 1-4 | . | . | . | |
| 12 | Tawfiq Byard | 12 | 34 | 20 | 54 | 8-25 | 2-13 | 1-12 | . | . | 1-0 | . | . | . | |
| 20 | Brent Austin | 13 | 36 | 12 | 48 | . | . | 2-14 | 10 | . | . | . | . | . | |
| 22 | De'Shawn Rucker | 11 | 36 | 6 | 42 | 2-7 | . | . | 7 | . | . | 1 | . | . | |
| 90 | Decarius Hawthorne | 13 | 18 | 22 | 40 | 10.5-30 | 2.5-10 | . | 2 | 3 | 1-0 | 1 | . | . | |
| 10 | D'Marco Augustin | 11 | 20 | 19 | 39 | 2-3 | . | 1-22 | 1 | . | . | . | . | . | |
| 34 | Rico Watson III | 13 | 21 | 16 | 37 | 6-21 | 2.5-17 | . | . | 2 | . | 1 | . | . | |
| 3 | Bernard Gooden | 13 | 14 | 21 | 35 | 10-28 | 1.5-9 | . | 2 | 4 | 2-0 | . | . | . | |
| 13 | Kajuan Banks | 13 | 19 | 11 | 30 | 3-22 | 2-18 | . | 4 | 3 | . | . | . | . | |
| 14 | Michael Williams II | 13 | 15 | 15 | 30 | 6.5-27 | 2-16 | . | 2 | 5 | . | . | . | . | |
| 8 | DJ Gordon IV | 13 | 15 | 14 | 29 | 1-4 | 0.5-3 | . | . | 2 | 1-0 | 1 | . | . | |
| 11 | D.J. Harris | 13 | 9 | 17 | 26 | 3.5-12 | 2-11 | . | 3 | 2 | . | 1 | . | . | |
| 4 | Jason Vaughn | 10 | 12 | 10 | 22 | 4-15 | 1-10 | . | . | . | . | . | . | . | |
| 1 | Ben Knox | 13 | 15 | 7 | 22 | 1-11 | 1-11 | . | 6 | . | 1-0 | 2 | . | . | |
| 17 | Rodney Hill | 13 | 9 | 9 | 18 | 0.5-1 | . | . | . | 1 | . | . | . | . | |
| 0 | Doug Blue-Eli | 10 | 5 | 12 | 17 | 1.5-3 | . | 1-0 | . | . | . | . | . | . | |
| 5 | Caqavous Berryhill | 13 | 12 | 4 | 16 | 1-1 | . | . | 1 | . | 1-16 | . | . | . | |
| 28 | Jarvis Lee | 13 | 8 | 6 | 14 | 2.5-10 | 1-7 | . | 1 | 1 | 1-0 | 2 | . | . | |
| 21 | Jaelen Stokes | 13 | 5 | 8 | 13 | 1-5 | 0.5-4 | . | . | . | . | 1 | . | . | |
| 97 | Jahari Grant | 8 | 3 | 10 | 13 | 2-5 | 0.5-4 | . | . | . | . | . | . | . | |
| 37 | Fred Gaskin | 13 | 9 | 3 | 12 | . | . | 1-0 | 1 | . | . | . | . | . | |
| 50 | Dinellson Exume | 11 | 6 | 6 | 12 | 1.5-2 | 1-0 | . | . | . | . | . | . | . | |
| 32 | James Chenault | 13 | 11 | 1 | 12 | . | . | 1-0 | 2 | . | . | . | . | . | |
| 30 | Ira Singleton | 13 | 5 | 6 | 11 | 2.5-18 | 2.5-18 | . | . | 1 | . | . | . | . | |
| 44 | Jacquez Williams | 4 | 4 | 4 | 8 | 1-2 | . | . | . | 1 | . | . | . | . | |
| 91 | Ryan Jenkins | 6 | 3 | 5 | 8 | 1-2 | . | . | . | . | . | . | . | . | |
| 99 | Rashad Cheney | 3 | 1 | 5 | 6 | 1-2 | . | . | . | . | . | . | . | . | |
| 19 | JeyQuan Smith | 13 | 4 | 1 | 5 | . | . | . | . | . | . | . | . | . | |
| 9 | Aamaris Brown-Bunkley | 5 | 2 | 2 | 4 | . | . | . | . | . | . | . | . | . | |
| 33 | Ashton Mosley | 5 | 2 | 2 | 4 | 0.5-1 | . | . | . | . | . | . | . | . | |
| 5 | Nay'Quan Wright | 13 | 2 | 1 | 3 | . | . | . | . | . | . | . | . | . | |
| 23 | Yasias Young | 12 | 2 | 1 | 3 | . | . | . | . | . | . | . | . | . | |
| 15 | Tyree Kelly | 12 | 3 | . | 3 | . | . | . | . | . | . | . | . | . | |
| 26 | Jermaine Dalias | 3 | 2 | 1 | 3 | . | . | . | 1 | . | . | . | . | . | |
| 95 | Garrett Cates | 13 | . | 2 | 2 | . | . | . | . | . | . | . | . | . | |
| 54 | Amer Amer | 13 | 2 | . | 2 | . | . | . | . | . | . | . | . | . | |
| 58 | Reggie Johnson II | 4 | 1 | 1 | 2 | . | . | . | . | . | . | . | . | . | |
| 16 | Langston Long | 8 | 1 | 1 | 2 | 1-7 | . | . | . | . | . | 1 | . | . | |
| 38 | Sean Atkins | 13 | 1 | . | 1 | . | . | . | . | . | . | . | . | . | |
| 70 | RJ Perry | 12 | 1 | . | 1 | . | . | . | . | . | . | . | . | . | |
| 62 | Derek Bowman | 13 | 1 | . | 1 | . | . | . | . | . | . | . | . | . | |
| 87 | Gunnar Greenwald | 11 | 1 | . | 1 | . | . | . | . | . | . | . | . | . | |
| 42 | Lewai Mitchell | 5 | . | 1 | 1 | 0.5-1 | . | . | . | . | . | . | . | . | |
| 36 | Andrew Stokes | 13 | 1 | . | 1 | . | . | . | . | . | . | . | . | . | |
| 96 | Chad Elder | 7 | . | 1 | 1 | . | . | . | . | . | . | . | . | . | |
| 81 | Keshaun Singleton | 12 | 1 | . | 1 | . | . | . | . | . | . | . | . | . | |
| 47 | Evan Dangler | 13 | 1 | . | 1 | . | . | . | . | . | . | . | . | . | |
| 40 | Ty Ippolito | 4 | 1 | . | 1 | . | . | . | . | . | . | . | . | . | |
| 25 | Nico Gramatica | 13 | 1 | . | 1 | . | . | . | . | . | 1-0 | . | . | . | |
| 92 | Braden Chisholm | 4 | . | 1 | 1 | 0.5-1 | . | . | . | . | . | . | . | . | |
| 29 | Deylen Platt | 5 | . | 1 | 1 | . | . | . | . | . | . | . | . | . | |
| 53 | Zavier Hamilton | 3 | 1 | . | 1 | . | . | . | . | . | . | . | . | . | |
| 39 | John Cannon | 12 | . | . | . | . | . | . | . | . | . | . | . | . | |
| | Totals | 13 | 530 | 392 | 922 | 103-366 | 32-212 | 12-132 | 51 | 37 | 13-45 | 16 | 0 | 0 | |
| | Opponents | 13 | 502 | 408 | 910 | 74-293 | 36-223 | 10-142 | 44 | 27 | 8-17 | 11 | 1 | 0 | |

REDZONE

South Fla. Inside Opponent Red-Zone

| Date | Opponent | Score | Times | Times | Total | Rush Pass | | | FGs | Failed to score inside RZ | | | | | | |
|--------------------------------|-------------------|---------|-----------|-----------|------------|-----------|-----------|-----------|-----------|---------------------------|----------|----------|----------|----------|----------|----------|
| | | | In RZ | Scored | Pts | TDs | TDs | TDs | Made | FGA | Down | Int | Fumb | Half | Game | |
| 08/31/2024 | Bethune-Cookman | W 48-3 | 7 | 6 | 38 | 5 | 4 | 1 | 1 | 1 | 1 | 0 | 0 | 0 | 0 | 0 |
| 09/07/2024 | at Alabama | L 16-42 | 4 | 4 | 16 | 1 | 1 | 0 | 3 | 3 | 0 | 0 | 0 | 0 | 0 | 0 |
| 09/14/2024 | at Southern Miss. | W 49-24 | 4 | 4 | 28 | 4 | 2 | 2 | 0 | 0 | 0 | 0 | 0 | 0 | 0 | 0 |
| 09/21/2024 | Miami (FL) | L 15-50 | 4 | 2 | 9 | 1 | 0 | 1 | 1 | 2 | 0 | 1 | 0 | 0 | 0 | 0 |
| 09/28/2024 | at Tulane | L 10-45 | 2 | 2 | 10 | 1 | 1 | 0 | 1 | 1 | 0 | 0 | 0 | 0 | 0 | 0 |
| 10/12/2024 | vs Memphis | L 3-21 | 1 | 0 | 0 | 0 | 0 | 0 | 0 | 0 | 1 | 0 | 0 | 0 | 0 | 0 |
| 10/19/2024 | UAB | W 35-25 | 3 | 3 | 21 | 3 | 2 | 1 | 0 | 0 | 0 | 0 | 0 | 0 | 0 | 0 |
| 11/01/2024 | at Fla. Atlantic | W 44-21 | 5 | 5 | 31 | 4 | 2 | 2 | 1 | 1 | 0 | 0 | 0 | 0 | 0 | 0 |
| 11/09/2024 | Navy | L 7-28 | 3 | 1 | 7 | 1 | 0 | 1 | 0 | 0 | 1 | 1 | 0 | 0 | 0 | 0 |
| 11/16/2024 | at Charlotte | W 59-24 | 6 | 5 | 31 | 4 | 4 | 0 | 1 | 1 | 0 | 0 | 0 | 0 | 0 | 1 |
| 11/23/2024 | Tulsa | W 63-30 | 5 | 5 | 35 | 5 | 3 | 2 | 0 | 0 | 0 | 0 | 0 | 0 | 0 | 0 |
| 11/30/2024 | at Rice | L 28-35 | 2 | 2 | 14 | 2 | 1 | 1 | 0 | 0 | 0 | 0 | 0 | 0 | 0 | 0 |
| 12/24/2024 | vs San Jose St. | W 41-39 | 5 | 5 | 27 | 3 | 3 | 0 | 2 | 2 | 0 | 0 | 0 | 0 | 0 | 0 |
| Totals 44 of 51 (86.3%) | | | 51 | 44 | 267 | 34 | 23 | 11 | 10 | 11 | 3 | 2 | 0 | 0 | 0 | 1 |

Opponents Inside South Fla. Red-Zone

| Date | Opponent | Score | Times | Times | Total | Rush Pass | | | FGs | Failed to score inside RZ | | | | | | |
|--------------------------------|-----------------|---------|-----------|-----------|------------|-----------|-----------|-----------|----------|---------------------------|----------|----------|----------|----------|----------|----------|
| | | | In RZ | Scored | Pts | TDs | TDs | TDs | Made | FGA | Down | Int | Fumb | Half | Game | |
| 08/31/2024 | Bethune-Cookman | W 48-3 | 1 | 0 | 0 | 0 | 0 | 0 | 0 | 0 | 1 | 0 | 0 | 0 | 0 | 0 |
| 09/07/2024 | Alabama | L 16-42 | 4 | 3 | 21 | 3 | 2 | 1 | 0 | 0 | 0 | 0 | 1 | 0 | 0 | 0 |
| 09/14/2024 | Southern Miss. | W 49-24 | 5 | 3 | 17 | 2 | 1 | 1 | 1 | 2 | 0 | 1 | 0 | 0 | 0 | 0 |
| 09/21/2024 | Miami (FL) | L 15-50 | 5 | 5 | 35 | 5 | 3 | 2 | 0 | 0 | 0 | 0 | 0 | 0 | 0 | 0 |
| 09/28/2024 | Tulane | L 10-45 | 6 | 5 | 31 | 4 | 3 | 1 | 1 | 1 | 1 | 0 | 0 | 0 | 0 | 0 |
| 10/12/2024 | Memphis | L 3-21 | 1 | 1 | 7 | 1 | 0 | 1 | 0 | 0 | 0 | 0 | 0 | 0 | 0 | 0 |
| 10/19/2024 | UAB | W 35-25 | 4 | 4 | 19 | 2 | 0 | 2 | 2 | 2 | 0 | 0 | 0 | 0 | 0 | 0 |
| 11/01/2024 | Fla. Atlantic | W 44-21 | 3 | 1 | 7 | 1 | 1 | 0 | 0 | 1 | 1 | 0 | 0 | 0 | 0 | 0 |
| 11/09/2024 | Navy | L 7-28 | 2 | 2 | 14 | 2 | 2 | 0 | 0 | 0 | 0 | 0 | 0 | 0 | 0 | 0 |
| 11/16/2024 | Charlotte | W 59-24 | 3 | 3 | 21 | 3 | 2 | 1 | 0 | 0 | 0 | 0 | 0 | 0 | 0 | 0 |
| 11/23/2024 | Tulsa | W 63-30 | 6 | 4 | 30 | 4 | 3 | 1 | 0 | 0 | 1 | 1 | 0 | 0 | 0 | 0 |
| 11/30/2024 | Rice | L 28-35 | 4 | 3 | 13 | 1 | 1 | 0 | 2 | 3 | 0 | 0 | 0 | 0 | 0 | 0 |
| 12/24/2024 | San Jose St. | W 41-39 | 7 | 6 | 34 | 4 | 2 | 2 | 2 | 2 | 0 | 0 | 1 | 0 | 0 | 0 |
| Totals 40 of 51 (78.4%) | | | 51 | 40 | 249 | 32 | 20 | 12 | 8 | 11 | 4 | 2 | 2 | 0 | 0 | 0 |

3rd & 4th DOWN CONVERSIONS GAME-BY-GAME

3rd-Down Conversions

| Date | Opponent | Score | Overall | | 1st Qtr | | 2nd Qtr | | 3rd Qtr | | 4th Qtr | | Overtime | |
|-------------------|-------------------|------------|---------------|-------------|--------------|-------------|--------------|-------------|--------------|-------------|--------------|-------------|------------|-------------|
| 08/31/2024 | Bethune-Cookman | W 48-3 | 8-15 | 53.3 | 5-6 | 83.3 | 2-4 | 50.0 | 1-2 | 50.0 | 0-3 | 0.0 | 0-0 | 0.0 |
| 09/07/2024 | at Alabama | L 16-42 | 2-17 | 11.8 | 1-5 | 20.0 | 0-3 | 0.0 | 0-4 | 0.0 | 1-5 | 20.0 | 0-0 | 0.0 |
| 09/14/2024 | at Southern Miss. | W 49-24 | 8-14 | 57.1 | 1-3 | 33.3 | 2-4 | 50.0 | 4-5 | 80.0 | 1-2 | 50.0 | 0-0 | 0.0 |
| 09/21/2024 | Miami (FL) | L 15-50 | 7-17 | 41.2 | 1-2 | 50.0 | 3-7 | 42.9 | 1-3 | 33.3 | 2-5 | 40.0 | 0-0 | 0.0 |
| 09/28/2024 | at Tulane | L 10-45 | 6-13 | 46.2 | 1-4 | 25.0 | 2-3 | 66.7 | 2-3 | 66.7 | 1-3 | 33.3 | 0-0 | 0.0 |
| 10/12/2024 | vs Memphis | L 3-21 | 1-13 | 7.7 | 0-2 | 0.0 | 0-4 | 0.0 | 1-4 | 25.0 | 0-3 | 0.0 | 0-0 | 0.0 |
| 10/19/2024 | UAB | W 35-25 | 8-18 | 44.4 | 2-5 | 40.0 | 1-4 | 25.0 | 2-5 | 40.0 | 3-4 | 75.0 | 0-0 | 0.0 |
| 11/01/2024 | at Fla. Atlantic | W 44-21 | 4-14 | 28.6 | 1-5 | 20.0 | 0-2 | 0.0 | 2-4 | 50.0 | 1-3 | 33.3 | 0-0 | 0.0 |
| 11/09/2024 | Navy | L 7-28 | 8-16 | 50.0 | 2-3 | 66.7 | 1-5 | 20.0 | 3-5 | 60.0 | 2-3 | 66.7 | 0-0 | 0.0 |
| 11/16/2024 | at Charlotte | W 59-24 | 3-9 | 33.3 | 0-2 | 0.0 | 2-4 | 50.0 | 0-1 | 0.0 | 1-2 | 50.0 | 0-0 | 0.0 |
| 11/23/2024 | Tulsa | W 63-30 | 10-17 | 58.8 | 3-5 | 60.0 | 4-6 | 66.7 | 1-3 | 33.3 | 2-3 | 66.7 | 0-0 | 0.0 |
| 11/30/2024 | at Rice | L 28-35 | 5-15 | 33.3 | 2-3 | 66.7 | 0-3 | 0.0 | 1-5 | 20.0 | 2-4 | 50.0 | 0-0 | 0.0 |
| 12/24/2024 | vs San Jose St. | Wot5 41-39 | 7-17 | 41.2 | 2-4 | 50.0 | 2-3 | 66.7 | 2-4 | 50.0 | 1-5 | 20.0 | 0-0 | 0.0 |
| South Fla. | | | 77-195 | 39.5 | 21-49 | 42.9 | 19-52 | 36.5 | 20-48 | 41.7 | 17-45 | 37.8 | 0-0 | 0.0 |
| Opponents | | | 67-194 | 34.5 | 17-37 | 45.9 | 19-60 | 31.7 | 18-45 | 40.0 | 12-48 | 25.0 | 1-3 | 33.3 |

4th-Down Conversions

| Date | Opponent | Score | Overall | | 1st Qtr | | 2nd Qtr | | 3rd Qtr | | 4th Qtr | | Overtime | |
|-------------------|-------------------|------------|--------------|-------------|------------|-------------|------------|-------------|------------|-------------|-------------|-------------|------------|--------------|
| 08/31/2024 | Bethune-Cookman | W 48-3 | 1-2 | 50.0 | 0-0 | 0.0 | 0-1 | 0.0 | 0-0 | 0.0 | 1-1 | 100.0 | 0-0 | 0.0 |
| 09/07/2024 | at Alabama | L 16-42 | 0-2 | 0.0 | 0-0 | 0.0 | 0-0 | 0.0 | 0-0 | 0.0 | 0-2 | 0.0 | 0-0 | 0.0 |
| 09/14/2024 | at Southern Miss. | W 49-24 | 2-3 | 66.7 | 1-2 | 50.0 | 0-0 | 0.0 | 1-1 | 100.0 | 0-0 | 0.0 | 0-0 | 0.0 |
| 09/21/2024 | Miami (FL) | L 15-50 | 1-1 | 100.0 | 0-0 | 0.0 | 1-1 | 100.0 | 0-0 | 0.0 | 0-0 | 0.0 | 0-0 | 0.0 |
| 09/28/2024 | at Tulane | L 10-45 | 0-1 | 0.0 | 0-0 | 0.0 | 0-0 | 0.0 | 0-0 | 0.0 | 0-1 | 0.0 | 0-0 | 0.0 |
| 10/12/2024 | vs Memphis | L 3-21 | 2-5 | 40.0 | 0-0 | 0.0 | 1-1 | 100.0 | 0-1 | 0.0 | 1-3 | 33.3 | 0-0 | 0.0 |
| 10/19/2024 | UAB | W 35-25 | 1-1 | 100.0 | 0-0 | 0.0 | 0-0 | 0.0 | 1-1 | 100.0 | 0-0 | 0.0 | 0-0 | 0.0 |
| 11/01/2024 | at Fla. Atlantic | W 44-21 | 3-3 | 100.0 | 1-1 | 100.0 | 0-0 | 0.0 | 1-1 | 100.0 | 1-1 | 100.0 | 0-0 | 0.0 |
| 11/09/2024 | Navy | L 7-28 | 0-2 | 0.0 | 0-0 | 0.0 | 0-1 | 0.0 | 0-0 | 0.0 | 0-1 | 0.0 | 0-0 | 0.0 |
| 11/16/2024 | at Charlotte | W 59-24 | 2-2 | 100.0 | 1-1 | 100.0 | 1-1 | 100.0 | 0-0 | 0.0 | 0-0 | 0.0 | 0-0 | 0.0 |
| 11/23/2024 | Tulsa | W 63-30 | 0-0 | 0.0 | 0-0 | 0.0 | 0-0 | 0.0 | 0-0 | 0.0 | 0-0 | 0.0 | 0-0 | 0.0 |
| 11/30/2024 | at Rice | L 28-35 | 2-4 | 50.0 | 0-0 | 0.0 | 0-0 | 0.0 | 1-2 | 50.0 | 1-2 | 50.0 | 0-0 | 0.0 |
| 12/24/2024 | vs San Jose St. | Wot5 41-39 | 1-1 | 100.0 | 1-1 | 100.0 | 0-0 | 0.0 | 0-0 | 0.0 | 0-0 | 0.0 | 0-0 | 0.0 |
| South Fla. | | | 15-27 | 55.6 | 4-5 | 80.0 | 3-5 | 60.0 | 4-6 | 66.7 | 4-11 | 36.4 | 0-0 | 0.0 |
| Opponents | | | 15-30 | 50.0 | 1-3 | 33.3 | 2-4 | 50.0 | 2-6 | 33.3 | 8-15 | 53.3 | 2-2 | 100.0 |