



UNT

MEAN GREEN

2024-25 MEN'S BASKETBALL

GAME NOTES

SCHEDULE/RESULTS

Overall: 19-6 • Home: 13-1 • Away: 5-4 • Neutral: 1-1
AAC: 10-3 • Home: 6-1 • Away: 4-2

DATE	OPPONENT	TIME/RESULT
Nov. 05	Evansville (ESPN+)	W, 80-63
Nov. 07	Wayland Baptist (ESPN+)	W, 80-38
Nov. 13	at Minnesota (BigTen+)	W, 54-51
Nov. 18	at McNeese State (ESPN+)	L, 61-68
Nov. 21	Texas Wesleyan (ESPN+)	W, 73-66
Nov. 25	Oregon State (ESPN+)	W, 58-55
Nov. 28	vs. Northern Iowa! (ESPNU)	W, 68-48
Nov. 29	vs. Utah State! (ESPN2)	L, 61-57
Dec. 06	at High Point (ESPN+)	L, 76-71
Dec. 18	Mississippi Valley State (ESPN+)	W, 83-42
Dec. 20	Appalachian State (ESPN+)	W, 68-64
Dec. 22	Houston Christian (ESPN+)	W, 62-46
Dec. 31	UAB* (ESPNU)	W, 78-75
Jan. 05	at No. 21 Memphis* (ESPN)	L, 68-64
Jan. 08	Rice* (ESPNU)	W, 81-59
Jan. 14	at East Carolina* (ESPN+)	W, 69-60
Jan. 18	at UTSA* (ESPN+)	W, 72-57
Jan. 22	Temple* (ESPN+)	W, 76-67
Jan. 26	Florida Atlantic* (ESPNU)	W, 77-64
Jan. 29	at Wichita State* (ESPN+)	W, 58-54
Feb. 01	UTSA (ESPN+)	L, 54-50
Feb. 03	at UAB* (ESPN2)	L, 64-61
Feb. 08	Tulane* (ESPN+)	W, 76-66
Feb. 11	at Rice* (ESPNU)	W, 67-61
Feb. 19	Tulsa* (ESPN+)	W, 63-44
Feb. 23	at South Florida* (ESPNU)	11:00 AM CT
Feb. 27	at Florida Atlantic* (ESPN2)	6:00 PM CT
March 3	Wichita State* (ESPN2)	8:00 PM CT
March 6	Charlotte* (ESPN2/U)	8:00 PM CT
March 9	at Temple* (ESPN+)	1:00 PM CT
AAC CHAMPIONSHIP (FORT WORTH)		
March 12	First Round	TBD
March 13	Second Round	TBD
March 14	Quarterfinals	TBD
March 15	Semifinals	TBD
March 16	Final	TBD

MATCHUP



North Texas Mean Green (19-6, 10-3 AAC)

Head Coach: Ross Hodge, 2nd season overall (38-21); 2nd season as HC at UNT
(Same)

VS



South Florida Bulls (13-14, 6-8 AAC)

Head Coach: Ben Fletcher 1st season overall (13-14); 1st season at USF (Same)

Date / Time _____ Feb. 23, 2025 / 11:00 AM CT
 Site / Venue _____ Yuengling Center / Tampa, FL (10,411)
 TV _____ ESPN
 PxP _____ Pat O'Keefe
 Analyst _____ Mark Adams
 Radio _____ Mean Green Sports Network / The Varsity Network
 PxP _____ Dave Barnett
 Analyst _____ Hank Dickenson
 Host _____ Zac Babb

Series History

Overall	USF leads 1-0
In Denton	USF leads 1-0
In Tampa	N/A
Neutral	N/A
Last Meeting	USF 60, UNT 55 (2/3/24, Denton, TX)
Streak	L1

QUICK SHOTS

» North Texas is under the leadership of second-year head coach Ross Hodge who led the Mean Green to a 19-15, 10-8 AAC record last season and a second round appearance in the NIT. Hodge was named a finalist for the Joe B. Hall National Coach of the Year Award, which is given to the nation's best rookie head coach. He was the only rookie head coach to lead his respective team to either the NCAA Tournament or NIT last season. Prior to being named UNT's head coach, Hodge served as its associate head coach from 2017-2023 under Grant McCasland.

» UNT's roster this season features 10 newcomers (7 transfers and 3 freshmen). The Mean Green lost their top six scorers from last season and four starters. Moulaye Sissoko was the team's top returning scorer (103 points last year) and is its only returning starter (34 starts last year). UNT returned just 10 percent of its scoring from last season.

» The Mean Green have featured one of the nation's top defenses over the last five seasons. Since 2020, North Texas is giving up an average just 59.2 points per game. Only Houston is giving up fewer points per game over the last five seasons combined (58.0).

» With 19 overall wins and 10 league wins so far this season, UNT has tied its overall and conference win total from last year (19-15, 10-8)

» A win Sunday would give UNT 20 wins on the year. It would be UNT's sixth 20+ win season in the last eight years and would be its 14th 20-win season in program history.

» North Texas is coming off a 63-44 home win over Tulsa on Wednesday. The 44 points UNT held Tulsa to is the fewest points an AAC team has scored in any game this season UNT held Tulsa to just 14 made field goals, which is also the fewest an AAC team has made in a game this year.

» Moulaye Sissoko scored a career-high 27 points in the win over Tulsa on Wednesday. Ten more points than his previous high. He also grabbed 11 rebounds in the 19-point win.

» Sunday will be North Texas' first ever trip to the Yuengling Center.

PROBABLE NORTH TEXAS STARTERS (BASED ON LAST GAME)

Pos.	No.	Name	Ht.	Wt.	Cl.	Hometown (High School)	PPG	RPG	APG	Blk	Stl	FG%	FT%
PG	3	Jasper Floyd	6-3	195	Sr.	Tampa, FL (Wharton)	7.7	2.7	3.9	0.1	1.4	.398	.745
G	5	Rondel Walker	6-5	185	Sr.	Midwest City, OK (Putnam City West)	3.9	4.2	0.8	0.3	1.1	.405	.556
F	8	Grant Newell	6-9	220	Jr.	Chicago, IL (IMG Academy, FL.)	6.1	3.2	0.4	0.1	0.6	.467	.750
G	10	Atin Wright	6-1	185	Sr.	Hawthorne, CA (Fairmont Prep)	13.8	2.4	0.6	0.0	0.9	.387	.959
F	14	Moulaye Sissoko	6-9	245	Sr.	Bamako, Mali (Lincoln Academy, GA.)	8.1	6.6	0.6	0.3	0.7	.675	.688
G	0	Tyran Mason	6-6	195	Fr.	Vichy, France (Plano)	4.0	1.0	0.5	0.0	0.1	.455	.556
G	1	Latrell Jossell	6-1	175	Sr.	Chicago, IL (Keller Central, TX.)	7.2	1.2	1.8	0.1	1.3	.339	.750
G	2	Johnathan Massie	6-6	195	Sr.	Houston, TX (Legacy)	8.3	4.9	0.9	0.2	1.2	.425	.753
F	6	Brenen Lorient	6-9	215	Jr.	Ocala, FL (Forest)	12.1	4.6	1.2	1.2	0.7	.581	.743
G	23	Matthew Stone	6-4	200	Sr.	Kingfisher, OK (Kingfisher)	0.5	0.6	0.2	0.0	0.3	.286	1.000

PROBABLE SOUTH FLORIDA STARTERS (BASED ON LAST GAME)

Pos.	No.	Name	Ht.	Wt.	Cl.	Hometown (High School)	PPG	RPG	APG	Blk	Stl	FG%	FT%
F	2	Jamille Reynolds	6-11	275	Sr.	St. Petersburg, FL (Lakewood)	13.2	7.8	0.7	1.5	0.3	.530	.695
G	4	Kobe Knox	6-5	195	R-Jr.	Tampa, FL (Tampa Catholic)	11.1	2.9	1.8	0.3	0.8	.493	.787
G	5	Brandon Stroud	6-6	215	Sr.	Atlanta, GA (East Coweta)	8.4	5.2	2.0	0.3	1.4	.477	.628
G	11	CJ Brown	6-2	175	Fr.	Marietta, GA (Kell)	6.8	2.3	2.4	0.6	1.3	.458	.773
G	13	Kasen Jennings	6-3	202	Sr.	Atlanta, GA (Langston Hughes)	7.7	1.8	1.9	0.1	0.6	.379	.714
G	0	Jayden Reid	5-10	161	Soph.	Westbury, NY (Long Island Lutheran)	12.1	2.6	3.6	0.1	1.7	.381	.761
F	1	De' Ante Green	6-9	210	Jr.	Asheville, NC (Asheville Christian Academy)	6.4	4.5	0.7	0.5	0.1	.510	.795
G	3	Jimmie Williams	6-5	210	R-So.	Solon, OH (Solon)	7.8	3.0	1.4	0.0	1.3	.483	.774
F	23	Quincy Ademokoya	6-9	245	Sr.	Houston, TX (St. Thomas More)	6.5	2.6	0.8	0.3	0.3	.405	.727

2024-25 ROSTER

No.	Name	Pos.	Ht.	Weight	Class	Experience	Hometown (High School)
0	Tyran Mason	Guard	6-6	195 lbs	Fr.	HS	Vichy, France (Plano)
1	Latrell Jossell	Guard	6-1	175 lbs	Sr.	TR	Chicago, IL (Keller Central)
2	Johnathan Massie	Guard	6-6	195 lbs	Sr.	TR	Houston, TX (Legacy)
3	Jasper Floyd	Guard	6-3	195 lbs	Sr.	TR	Tampa, FL (Wharton)
4	Alex Cotton	Guard	6-3	200 lbs	Soph.	1L	Carrollton, TX (Hebron)
5	Rondel Walker	Guard	6-5	185 lbs	Sr.	1L	Midwest City, OK (Putnam City West)
6	Brenen Lorient	Forward	6-9	215 lbs	Jr.	TR	Ocala, FL (Forest)
7	Baron Smith Jr.	Forward	6-9	220 lbs	Fr.	HS	Haltom City, TX (Haltom City)
8	Grant Newell	Forward	6-9	220 lbs	Jr.	TR	Chicago, IL (IMG Academy FL.)
10	Atin Wright	Guard	6-1	185 lbs	Sr.	TR	Hawthorne, CA (Fairmont Prep)
11	Brock Vice	Center	6-10	240 lbs	R-Fr.	TR	Memphis, TN (Houston)
13	Ma'Syn Howell	Fuard	6-1	180 lbs	R-Fr.	RS	Inglewood, CA (Legacy HS, TX)
14	Moulaye Sissoko	Forward	6-9	245 lbs	Sr.	2L	Bamako, Mali (Lincoln Academy, GA.)
20	Grayson Allo	Guard	6-5	185 lbs	Jr.	2L	Carrollton, TX (Hebron)
23	Matthew Stone	Guard	6-4	200 lbs	Sr.	3L	Kingfisher, OK (Kingfisher)

STAFF

Head Coach	Ross Hodge (2nd season as HC/8th at UNT)
Assistant Coach	Johnny Estelle (2nd season)
Assistant Coach	Phil Forte (2nd season)
Assistant Coach	Jase Herl (2nd season)
Assistant Coach	Andre Shaw (4th season)
Assistant Coach	Mike Randle (2nd season)
Director of Scouting	Sean McClurg (1st season)
Strength & Conditioning	Jason Martinez (2nd season)
Athletic Trainer	Mathew Donello (3rd season)
Nutritionist	Kristina Martinez (2nd season)
Graduate Manager	Mikey Malone (1st season as graduate manager/5th season at UNT)
Graduate Manager	Preston Paulson (1st season)
Graduate Manager	Luke Stuart (2nd season)
Graduate Manager	Preston Tabor (2nd season as graduate manager/ 3rd season at UNT)

PRONUNCIATION

Latrell Jossell	luh-trel jah-sell (his name rhymes)
Johnathan Massie	mas-C
Brenen Lorient	bre-nen lori-ent
Atin Wright	at-in
Ma'Syn Howell	may-son (Like "Mason")
Moulaye Sissoko	moo-ly suh-sow-ko



MEDIA SPOT CHART KEY CONTRIBUTORS

(probable starters in green based on last game)

	0	TYRAN MASON	Fr. » G » 6-6 » 195 » Vichy, France » Plano HS	<ul style="list-style-type: none"> • Played 3 minutes off the bench on Jan. 8 vs Rice • Led all Dallas-Fort Worth Metroplex prep players last year in PPG (25.3) • Father Timothy played at SMU ('93) and professionally in Europe 	Career-Highs Pts _____ 8 Reb _____ 2(2x) Ast _____ 2 Stl _____ 1 3FGs _____ 1
	1	LATRELL JOSSELL	Sr. » G » 6-1 » 175 » Chicago, IL » Stephen F. Austin	<ul style="list-style-type: none"> • Has two 20-point games this season • Has fouled out twice this year • Grew up in Chicago but family moved to Keller, TX in 2016 	Career-Highs Pts _____ 28 Reb _____ 7 Ast _____ 7 3FGs _____ 7 FT _____ 15
	2	JOHNATHAN MASSIE	Sr. » G » 6-6 » 195 » Houston, TX » Longwood	<ul style="list-style-type: none"> • Started on Jan. 18 at UTSA for Walker who was out (illness) • 2022 Southland Conference Freshman of the Year • Set the Fairfield single season program record last year with 87 steals 	Career-Highs Pts _____ 31 Reb _____ 12 Ast _____ 8 3FG _____ 3 (4x) Stl _____ 5
	3	JASPER FLOYD	Sr. » G » 6-3 » 195 » Tampa, FL » Fairfield	<ul style="list-style-type: none"> • A 4th year transfer from Fairfield, played two years at juco prior • Won a NJCAA National Championship in 2022 at Northwest FL State • Set the Fairfield single season program record last year with 87 steals 	Career-Highs Pts _____ 25 Reb _____ 10 (2x) Ast _____ 9 Stl _____ 6 (3x) 3FG _____ 3 (2x)
	4	ALEX COTTON	Soph. » G » 6-3 » 200 » Carrollton, TX » Hebron HS	<ul style="list-style-type: none"> • Has not played since Nov. 21 vs Texas Wesleyan • Played in two conference games last year • Led his Hebron HS team to two top 10 wins (No. 10 Plano & No.9 Allen) 	Career-Highs Pts _____ 5 Reb _____ 2 Ast _____ 1 3FG _____ 1 (3x) Stl _____ 1 (2x)
	5	RONDEL WALKER	Sr. » G » 6-5 » 185 » Midwest City, OK » TCU	<ul style="list-style-type: none"> • Missed Jan. 18 game at UTSA due to illness • Missed 13 games last year due to NCAA transfer rules and injury • Coming out of high school was a unanimous top 75 prospect in country 	Career-Highs Pts _____ 20 Reb _____ 11 Ast _____ 5 Stl _____ 6 3FG _____ 4
	6	BRENEN LORIENT	Jr. » F » 6-9 » 215 » Ocala, FL » Florida Atlantic	<ul style="list-style-type: none"> • Had 20 points, 13 rebounds and 5 blocks versus Temple (1/22) • Was a member of the FAU squad that reached the 2023 Final Four • Hodge has called Lorient "the most athletic UNT player in his 8 years" 	Career-Highs Pts _____ 20 (2x) Reb _____ 13 Ast _____ 3 (3x) Blk _____ 5 Stl _____ 2 (5x)
	8	GRANT NEWELL	Jr. » F » 6-9 » 220 » Chicago, IL » California	<ul style="list-style-type: none"> • Scored a season-high 14 points on Feb. 1 versus UTSA • Was voted to the 2023 Pac-12 All Freshman Team • First Cal freshman since Jaylen Brown in 2016 with 2+ double doubles 	Career-Highs Pts _____ 21 Reb _____ 12 Ast _____ 3 Stl _____ 4 Blk _____ 2
	10	ATIN WRIGHT	Sr. » G » 6-1 » 185 » Hawthorne, CA » Drake	<ul style="list-style-type: none"> • A 5th year transfer from Drake who also played 3 years at CSU Northridge • 2024 Missouri Valley Conference All Tournament Team • Made 2024 NCAA Tournament and led Drake in scoring in loss to Wazzu 	Career-Highs Pts _____ 42 Reb _____ 10 Ast _____ 6 (2x) Stl _____ 5 3FGs _____ 7
	11	BROCK VICE	R-Fr. » C » 6-10 » 240 » Memphis, TN » Creighton	<ul style="list-style-type: none"> • A big who can stretch the floor with shooting • 2023 No. 3 ranked prep prospect from Tennessee • Father Vance is college offensive line coach at Purdue 	Career-Highs Pts _____ 4 Reb _____ 2 Ast _____ 1 Stl _____ N/A 3FGs _____ N/A
	14	MOULAYE SISSOKO	Sr. » F » 6-9 » 245 » Bamako, Mali » Dayton	<ul style="list-style-type: none"> • Scored a career-high 17 points at Memphis on Jan. 5 • Has started 63 straight games • Plays for the Mali National Team 	Career-Highs Pts _____ 27 Reb _____ 15 Ast _____ 2 (7x) Blk _____ 1 (17x) Stl _____ 4
	23	MATTHEW STONE	Sr. » G » 6-4 » 200 » Kingfisher, OK » Kingfisher HS	<ul style="list-style-type: none"> • UNT's only senior who has played all four years at UNT • Last year improved his 3FG% by 11 percent (from 24% to 35%) • Two-time Oklahoma high school state champion 	Career-Highs Pts _____ 10 (2x) Reb _____ 6 (3x) Ast _____ 3 (5x) Stl _____ 3 3FGs _____ 2 (6x)

NORTH TEXAS MEAN GREEN

Thank you for your coverage of the North Texas Mean Green men's basketball team.

When referring to our team, please call us UNT, North Texas and/or The Mean Green.

Please do not call us North Texas State, NT or the Eagles.

Thank you,
GMG

CORRECT: UNT, North Texas Mean Green

WRONG: North Texas State, NT, NTU, NTSU, Eagles

MEAN JOE GREENE

While NFL Hall of Famer and North Texas Athletic Hall of Famer (1981) Joe Greene is one of the most beloved alums (1969) and most successful ones too, Joe Greene's nickname "Mean Joe Greene" is not how we got our nickname. It is a coincidence. Notice the difference in spelling in "Greene"

Our nickname began around when Greene was a student-athlete at North Texas in the late 1960s, however, it was in reference to the stout defense and team, which of course wore green uniforms. Joe Greene didn't earn his nickname until his professional playing career with the Pittsburgh Steelers.

Greene remains a constant presence on campus.



2023 NIT CHAMPIONS

QUICK FACTS

UNIVERSITY INFORMATION

Location _____ Denton, Texas
 Founded _____ 1890
 Enrollment _____ 46,940
 Nickname _____ Mean Green
 Colors _____ Kelly Green, White
 Conference _____ American (AAC)

ADMINISTRATION

President _____ Dr. Harrison Keller
 Director of Athletics _____ Jared Mosley

BASKETBALL STAFF INFORMATION

Head Coach _____ Ross Hodge
 Alma Mater _____ Texas A&M-Commerce '03
 Career Record _____ 38-21 (.644)
 Seasons _____ 2
 Record at UNT _____ 38-21 (.644)
 Seasons _____ 2
 Assistant Coach _____ Johnny Estelle
 Alma Mater _____ Texas A&M - Kingsville '96
 Assistant Coach _____ Phil Forte
 Alma Mater _____ Oklahoma St. '17
 Assistant Coach _____ Jase Herl
 Alma Mater _____ Colorado Mesa '10
 DOBO/On-Court Coach _____ Andre Shaw
 Alma Mater _____ Western New England '13
 On-Court Coach _____ Mike Randle
 Alma Mater _____ Eastern New Mexico '15
 Video Coordinator _____ Sean McClurg
 Alma Mater _____ Virginia Tech '17
 Athletic Trainer _____ Mat Donello
 Alma Mater _____ Colorado Mesa '15
 Strength & Conditioning Coach _____ Jason Martinez
 Alma Mater _____ Manhattan '17
 Director of Scouting _____ Sean McClurg
 Alma Mater _____ Virginia Tech '17
 Sports Nutrition _____ Kristina Parrish
 Alma Mater _____ Purdue '17

PROGRAM INFORMATION

First Year of Basketball _____ 1916-17 (4-6)
 All-Time Record _____ 1,299-1,372-1 (2672 games)
 All-Time AAC Record _____ 20-11 (.645)
 AAC Championships _____ 0 (N/A)
 AAC Tournament Titles _____ 0 (N/A)
 NCAA Tournament Appearances _____ 4
 NCAA Tournament Record _____ 1-4

TEAM INFORMATION

2023-24 Record _____ 19-15
 AAC Record / Finish _____ 10-8 / 7th
 Home / Away / Neutral _____ 11-4 / 6-6 / 2-5
 NCAA NET Final Ranking _____ 81
 KenPom Final Ranking _____ 74
 Letterwinners Returning / Lost _____ 5 / 8
 Starters Returning / Lost _____ 1 / 4
 Newcomers _____ 10

ATHLETICS COMMUNICATIONS


Sr. Associate AD _____ Taylor Bryan
 Associate Director (MBB Contact) _____ Luke Della
 Cell _____ 510-725-2130
 Email _____ luke.della@unt.edu

SOCIAL MEDIA

@MeanGreenMBB _____ #GMG

ROSS HODGE

Head Coach
2nd Season As Head Coach
8th Season At UNT Overall



Ross Hodge was named North Texas' 19th head men's basketball coach on April 2, 2023. He was elevated to head coach after six seasons as the Mean Green's associate head coach under Grant McCasland. He began his tenure with UNT in March of 2017 when he and McCasland came to Denton together.

In his first season as the Mean Green's head coach, Hodge and UNT overcame a ton of injuries to finish with a 19-15 overall record and reached the second round of 2024 National Invitation Tournament. North Texas was without two starters due to injuries for half of its league games and still finished with a 10-8 conference record in what was its first season in the American Athletic Conference. It was the most league wins (10) and best league winning percentage (.556) by a first-year UNT head coach.

During the season the Mean Green had notable wins over LSU, Memphis, SMU and Northern Iowa.

North Texas advanced to the quarterfinal round of the 2024 AAC Tournament after earning a first-round bye and defeating Tulane in its opener, 81-71. It was the third time UNT had beat Tulane that season.

The Mean Green were ranked No. 79 in the NET and earned a spot in the 2024 NIT. They defeated LSU 84-77 on the road in the first round.

In Hodge's first season North Texas' scoring defense held opponents to 63.8 points per game, which was the 12th-best in the nation and the best in the AAC. It marked the fourth year in a row UNT had been in the top 15 in the nation for scoring defense. The Mean Green were also a lethal shooting team as they made 284 3-point field goals and shot 37.7 percent from deep. It was tied for the second-most single season 3FGs in program history and their 3-point field goal percentage was the 14th best in the nation.

After the season, guard Jason Edwards was voted first team all-conference. Edwards scored 650 points, which was the fifth-most points in a single season in program history. The newcomer had five 30-point games, which was tied for the most in program history. He knocked down the sixth-most single season 3-pointers in program history with 84.

Hodge was a 2024 Joe B. Hall National Coach of the Year Award finalist. The award is presented annually to the top rookie, first-year head coach in division I men's college basketball.

In his six seasons at UNT prior to being named the head coach, Hodge helped lead the Mean Green to a combined 135-65 overall record and 71-35 record in conference games. North Texas won the 2020 Conference USA regular season championship, 2021 Conference USA Tournament championship and 2022 Conference USA regular season title. In 2021, UNT earned an automatic bid into the NCAA Tournament where they received a program-best No. 13 seeding. In the first round they upset Purdue, 78-69 (ot), for the program's first-ever NCAA Tournament win. In 2023, Hodge helped lead North Texas to the 2023 NIT championship. The program's first NIT title. In his first season in Denton Hodge helped guide the Mean Green to the 2018 CBI championship.

Hodge is the mastermind of the Mean Green defense, which has been one of the nation's best over the last few years. In both 2021-22 and in 2022-23 UNT had the nation's No. 1 scoring defense holding opponents to 55.7 and 55.8 points per game, respectively. They are Conference USA's top two single-season scoring defenses in league history.

In 2022-23 the Mean Green won a single-season program record 31 overall games. It was the second straight season UNT had set the program record for single season wins. Additionally, UNT won 16 league games in both 2022 and 2023, which is a program record.

Prior to arriving in Denton, Hodge served as the associate head coach under Grant McCasland at Arkansas State for the 2016-17 season. The Red Wolves made a 10-win improvement that season, which was the second-best turnaround in Division I basketball that year.

CATEGORY	TOTAL	CATEGORY	TOTAL
All Games	38-21	Angelo State	1-0 (1.000)
AAC Games	20-11	App State	1-0 (1.000)
Non-Conf.	16-8	Boise State	0-1 (.000)
Postseason	2-2	Charlotte	0-1 (.000)
		East Carolina	3-0 (1.000)
Home	24-5	Evansville	1-0 (1.000)
Away	11-10	Florida Atlantic	1-3 (.250)
Neutral	3-6	Fordham	0-1 (.000)
		High Point	0-1 (.000)
Top 25	0-2	Houston Christian	1-0 (1.000)
Unranked	38-19	LSU	1-1 (.500)
Losing Record	7-4	LSU Shreveport	1-0 (1.000)
		McNeese	0-1 (.000)
Leading at Half	33-9	Memphis	1-1 (.500)
Down/Tied at Half	5-12	Minnesota	1-0 (1.000)
		Mississippi State	0-1 (.000)
Overtime	1-1	Mississippi Valley State	2-0 (1.000)
		Northern Iowa	2-0 (1.000)
Scoring 100+	0-0	Omaha	1-0 (1.000)
Scoring 90+	0-0	Oregon State	1-0 (1.000)
Scoring 80+	10-0	Rice	3-0 (1.000)
Scoring 70+	24-4	Seton Hall	0-1 (.000)
Scoring 60+	34-12	SMU	1-1 (.500)
Scoring less than 60	3-8	South Florida	0-1 (.000)
		St. John's (NY)	0-1 (.000)
Allowing 100+	0-0	Temple	2-0 (1.000)
Allowing 90+	0-0	Texas Wesleyan	1-0 (1.000)
Allowing 80+	0-2	Towson	1-0 (1.000)
Allowing 70+	5-8	Tulane	4-0 (1.000)
Allowing 60+	18-17	Tulsa	2-0 (1.000)
Allowing less than 60	20-3	UAB	1-3 (.250)
		Utah State	0-1 (.000)
Following a Win	24-13	UT Arlington	1-0 (1.000)
Following a Loss	12-8	UTSA	1-2 (.333)
		Wayland Baptist	1-0 (1.000)
November	10-4	Wichita State	2-0 (1.000)
December	7-4		
January	11-4		
February	6-6		
March	4-3		

Prior to Arkansas State, Hodge spent four seasons with head coach Larry Eustachy at Colorado State. Hodge served as the lead recruiter at Colorado State and helped the Rams to an 87-48 record over his four-year stint. During his time at Colorado State, the Rams advanced to post-season play twice, including the NCAA Tournament in 2013 where they reached the Round of 32 after defeating Missouri in the first round, 84-72. CSU lost to eventual national champ Louisville.

Hodge joined the Division I coaching ranks when he was hired by Eustachy as an assistant coach at Southern Miss prior to the 2011-12 season. The Golden Eagles posted a 25-9 record and finished second in Conference USA with an 11-5 mark. Southern Miss received an at-large berth in the NCAA Tournament as an eighth seed.

From 2006-11 Hodge was one of the nation's top junior college head coaches compiling a 146-24 (.858) overall record with stops at Paris JC and Midland College.

Hodge guided Midland to a 63-7 (.900) overall record in his two seasons at the helm of the Chaparrals (2009-11). Hodge took over the Midland head coaching job after McCasland left to be head coach at Midwestern St. Hodge saw his 2010-11 squad post a 33-4 record while winning the Western Junior College Athletics Conference Title, the Region V Tournament championship and advance to the NJCAA Championship game. In 2009-10 Hodge led Midland College to their best start in program history (26-0) and an appearance in the Region V Tournament title game.

Prior to taking the Midland job, Hodge spent four years at Paris JC with the last three as its head coach. Hodge led the Dragons to a 83-17 (.830) record. The Dragons won two Texas Eastern Athletic Conference regular-season championships and in 2006-07 he was named the conference coach of the year. The following season, Hodge earned Region 14 Coach of the Year honors after his team won the Region 14 Tournament and finished eighth in the NJCAA Tournament.

Between 2003 and 2005 Hodge served as the assistant men's basketball coach at Texas A&M University-Commerce, where he helped the Lions to the 2004-05 Lone Star Conference Championship, and a spot in the NCAA Division II Sweet 16.

Hodge is a native of Dallas, Texas. He and his wife, Shelly, have two children.

TOP ALL-TIME UNT PERFORMANCES

TEAM GAME RECORDS

POINTS SCORED

Pts	Opponent (Date)
126	vs Arkansas Tech (12/29/69)
125	vs Texas A&M Kingsville (12/1/75)
122	vs Eureka College (11/10/17)
120	vs Little Rock (12/14/68)
119	vs Nevada (2/25/99)
118	vs Jackson St (11/29/90)
118	vs Drake (1/30/69)

FEWEST POINTS ALLOWED

(In D1 era)

Pts	Opponent, Score	Date
33	WKU, W 67-33	3/4/23
33	UTEP, W 63-33	1/15/21
34	Maryland Eastern Shore, W 68-34	11/17/18
35	LSU Shreveport, W 73-35	12/4/21
35	Tarleton St., W 77-35	12/10/94
36	UT Arlington, W 64-36	11/18/21
36	Air Force, W 37-36	1/12/63
38	Wayland Baptist, W 80-38	11/7/24

FIELD GOALS MADE

FGM	Opponent	Date
54	Texas A&M Kingsville	12/1/75
53	Roosevelt	2/14/78
49	Nevada	2/25/99
47	Wayland Baptist	12/8/73
47	Samford	1/7/74

3-POINTERS

3FGs	Opponent	Date
21	Mississippi Valley State	11/26/20
19	Little Rock	12/7/19
19	Texas A&M Commerce	11/14/18
19	Mary Hardin Baylor	11/25/96
17	at Rice	1/13/18

REBOUNDS

Rebs	Opponent	Date
80	Texas A&M Kingsville	12/1/75
73	Northwestern St	1/30/92
71	Wayland Baptist	12/8/73
71	Roosevelt	2/14/78
71	Tex. A&M International	12/28/07

ASSISTS

Asts	Opponent	Date
30	Northwestern St	2/25/89
28	Mississippi Valley St	11/26/20
28	South Alabama	12/17/91
27	Sam Houston	2/18/93
26	Mary Hardin Baylor	11/25/96

INDIVIDUAL GAME RECORDS

POINTS SCORED

Pts		Date
47	Kenneth Lyons vs. LA Tech	3/10/83
45	Jesse Ratliff vs. UTSA	2/24/94
44	Jim Mudd, vs. Hardin Simmons	1/25/60
	Donnell Hayden vs. Nicholls St.	12/5/90
42	Roosevelt Smart vs. Rice	1/13/18

REBOUNDS

Rebs		Date
29	Ken Williams vs Lamar	1/18/78
26	Willie Davis vs Oklahoma City	1/20/65
25	Ken Williams vs UT Arlington	1/12/77
24	George Odufuwa vs Cameron	11/13/09
22	5x, last Zachary Simmons at San Francisco	3/26/18

3 POINTERS

3FGs		Date
10	Roosevelt Smart vs. Rice	1/13/18
	Deckie Johnson vs. FIU	2/18/16
	Joe Ervin vs. Arkansas	12/30/98
	George King vs. Nicholls St	2/3/94
	Ray Schufford vs. Sam Houston	2/22/90
	Tony Worrell vs. St. Mary's	2/23/86

FREE THROWS

FTs		Date
20	Tristan Thompson vs. FAU	3/6/11
19	Jackie Pierce vs. Hardin Simmons	1/31/57
17	Fred Hopkins vs. Austin College	1/6/56
16	Jim Mudd vs. Wichita State	2/1/56
	Pat Kelley vs. Southern Miss	2/13/54
	Jesse Ratliff vs. Nicholls St	1/25/92
	Deckie Johnson vs. Sul Ross St	11/11/16

ASSISTS

Asts		Date
19	Pat Hicks vs Loyola Marymount	12/22/81
16	Pat Hicks vs UTRGV	2/27/82
15	Weasel Johnson vs TCU	12/11/76
13	Terence White vs Texas A&M CC	12/2/00
12	Deon Alexander vs Southwestern(KS)	2/25/87
	Charles Kearney vs Northwestern St	2/8/93
	Calvin Williams vs Nevada	1/30/99

BLOCKS

Blks		Date
8	Jason Miller vs New Mexico St	1/24/01
	Shawnson Johnson vs New Orleans	3/7/04
7	Deginald Erskin vs Arkansas	12/30/98
	Jeffrey Simpson vs Middle Tenn	2/9/06
6	7x, last Aaron Scott vs Fordham	12/10/23

INDIVIDUAL GAME RECORDS

STEALS

Stls		Date
9	Donnell Hayden vs Texas Southern	12/3/90
	Pat Nash vs. South Alabama	12/17/91
8	Ryan Woolridge vs. UTSA	2/18/17
6	14x, last Rubin Jones vs Townson	11/19/23

MINUTES PLAYED

(Since 2000)

Mins		Date
48	Alzee Williams at Portland	11/23/13
48	Dominique Johnson vs Arkansas St	1/10/09
46	Alzee Williams at Florida Atlantic	2/11/12
46	Josh White vs Arkansas State	1/10/09
46	Josh White at UT Arlington	11/18/09
46	Tony Mitchell at Florida Atlantic	2/11/12
46	Tylor Perry vs UAB	2/9/23

OFFENSIVE REBOUNDS

(Since 1988)

O Rebs		Date
10	Jeremy Combs vs Rice	3/11/15
9	Quincy Williams at ULM	2/20/08
8	9x, last Zachary Simmons at San Francisco	3/26/18

DEFENSIVE REBOUNDS

(Since 1988)

D Rebs		Date
18	George Odufuwa vs. Cameron	11/13/09
17	Jeremy Combs at UTEP	1/3/16
17	Tony Mitchell at Florida Atlantic	2/11/12
16	Quincy Williams vs Indiana St	11/17/07
15	George Odufuwa vs Arkansas St	1/22/11
15	George Odufuwa vs Little Rock	3/8/11
15	George Odufuwa vs Troy	1/29/09

FREE THROW ATTEMPTS

(Since 2000)

FTA		Date
20	Tristan Thompson vs Florida Atlantic	3/6/11
18	Josh White at UT Arlington	11/18/09
16	6x, last Thomas Bell at UTEP	3/5/22

FIELD GOALS MADE

FGs		Date
18	Rubin Russell vs. Bradley	2/10/66
	Stan Blackmon vs. Chicago St.	1/14/74
	Donnell Hayden vs. Nicholls St.	12/5/90
17	6x, last Kenneth Lyons vs. LA Tech	3/10/83

UNT VERSUS SOUTH FLORIDA

» Sunday will be just the second ever meeting between UNT and USF and the first time they've played in Tampa. They played for the first time ever last season in Denton. USF beat North Texas, 60-55.

» In UNT's five-point loss to USF last year, the Mean Green were without starting guards Rubin Jones (now at Michigan) and CJ Noland (now at New Mexico) due to injuries. UNT held a 31-26 lead going into halftime and were up three with three minutes to go but couldn't get the stops late to win. UNT guard Jason Edwards (now at Vanderbilt) poured in 31 points. USF was led in scoring by Chris Youngblood (now at Alabama) who scored 16 points.

» Among UNT returners, Moulaye Sissoko is the only active player who scored in last season's meeting. Sissoko scored six points and had four rebounds in the five-point loss.

» UNT guard Jasper Floyd (Wharton HS) and USF guard Kobe Knox (Tampa Catholic) are both Tampa natives and both graduated high school the same year, however, never faced each other as their respective schools were in different divisions. But they did both reach the state quarterfinals as seniors.

» USF head coach Ben Fletcher was an assistant coach at Troy from 2003-19. From 2005-13 Troy and UNT were in the Sun Belt together. UNT was 10-4 against Troy during that period.

PLAYER TO WATCH: ATIN WRIGHT

North Texas newcomer Atin Wright is the Mean Green's most experienced player and has scored the most career points and made most career 3-pointers. Wright enters Sunday with 141 career games played, 122 career starts, 1,876 career points scored and 266 career made 3-pointers.



MATCHED LAST YEAR'S WIN TOTALS

» With Wednesday's 63-44 win over Tulsa, North Texas has matched last year's overall win total (19) and conference win total (10). UNT went 19-15 last season and was 10-8 in conference.

GOING FOR A 20-WIN SEASON

» A win Sunday at USF would give North Texas 20 wins on the year. It would be UNT's sixth 20+ win season in the last eight years

» Entering Sunday North Texas has had 13 total 20-win seasons in its program's history.

ON THE ROAD

» UNT enters Sunday with a 5-4 record in true road games. UNT went 6-6 in true road games last season.

» UNT enters Sunday having won four of its last five road games this season.

DOMINATE DEFENSIVE GAME

» UNT defeated Tulsa on Wednesday 63-44. It was its most efficient defensive performance against a D1 opponent in the Ross Hodge era (0.71 pts given up per possession).

» The 44 total points were the fewest points UNT has allowed against an AAC opponent in the Ross Hodge era.

» The 44 points UNT held Tulsa to was the fewest points allowed by an AAC team in a league game this year.

TALE OF THE TAPE



Scoring Offense	68.3	76.1
Scoring Defense	58.8	74.9
Scoring Margin	+9.4	+ 1.2
FG Pct.	.452	.454
FG Pct. Defense	.412	.430
3-pt. FG Pct.	.359	.329
3-pt. FG Pct. Defense	.306	.324
FT Pct.	.765	.726
Rebounds Per Game	33.4	34.6
Opp. Rebounds Per Game	28.0	37.5
Rebound Margin	+5.4	-3.0
Assists Per Game	10.4	15.0
Turnovers Per Game	10.5	11.6
Opp. Turnovers Per Game	12.4	13.0
Turnover Margin	+1.9	+ 1.4
Assist/Turnover Ratio	1.0	1.3
Steals Per Game	8.0	7.9
Blocks Per Game	2.3	3.6

SERIES HISTORY

Date	H/A/N	Result
2/3/24	H	L, 60-55
All Games: 0-1		
All Games at UNT: 0-1		
All Games at USF: 0-0		
All Games Neutral: N/A		
Ross Hodge vs. USF: 0-1		
Ben Fletcher vs. UNT: 0-0		

SPLASH BROS

» Atin Wright and Latrell Jossell have each made 200+ career 3FGs. UNT is one of just eight teams in the nation that have multiple players with 200+ career made 3FGs.

TOP 2 OFFENSE AND DEFENSE

» In conference play, North Texas has had the AAC's second-most efficient offense and second-most efficient defense.

» On offense UNT is averaging 1.13 points per possession against AAC opponents and on defense is holding AAC opponents to 1.00 points per possession.

» UAB has had the league's most efficient offense in conference play (1.19) and Memphis has had the league's most efficient defense (0.98).

» UNT finished last year with the AAC's second-most efficient defense (1.03) but ranked 7th in offensive efficiency (1.08).

HOLDING OPPONENTS UNDER 60

» Since 2020, UNT has held an opponent to 59 points or fewer 82 times, which is the second-most in the nation during that time-span.

» Since 2020, UNT is 74-8 (.902) in games where they hold its opponent under 60 points.

» When UNT is at home and holds an opponent to under 60 points, they are 39-2 since 2020.

Games holding opponents to less than 60

Since the start of 2020-21 season

Rank	Team	Games
1.	Houston	99
2.	North Texas	82
3.	Virginia	69
4.	Tennessee	67
5.	San Diego State	66

70 POINTS OR MORE

» UNT is 10-1 this season when scoring 70+ and have won seven games in a row. The only loss was its 76-71 defeat at High Point.

9 OR MORE

» UNT has won 13 straight games in which it made 9+ 3-pointers and is 8-0 this season when making 9+ 3-pointers.

» In home games North Texas has won 18 straight games when making 9+ 3-pointers.

» Since the start of the 2019-20 season, UNT is 37-2 (.948) in home games where they make 9+ 3-pointers.

» Last season, the Mean Green were 13-2 in all games when they made 9+ 3-pointers.

CLOSE GAMES UNDER HODGE

» Under second-year head coach Ross Hodge, UNT has been in 26 games decided by 6 points or less.

» Over the last two years, no AAC team has been in more games decided by 6 or less.

SCORING DEFENSE

» UNT has had a top 15 scoring defense in each of the previous four seasons including having the nation's top scoring defense in 2021-22 (55.7 ppg) and in 2022-23 (55.8 ppg).

» Over the previous five seasons combined, UNT has held its opponents to an average of 59.2 points per game. Only Houston (58.0) has a better combined scoring defense over the last five years.

» In home games since 2020, UNT is holding opponents to just 57.2 points per game.

UNT SCORING DEFENSES LAST 5 YEARS		
YEAR	SCORING DEF.	NATIONAL RANK
2024-25	58.8 PPG	No. 2
2023-24	63.8 PPG	No. 12
2022-23	55.8 PPG	No. 1
2021-22	55.7 PPG	No. 1
2020-21	62.3 PPG	No. 15

DEFENSIVE TEAM ON THE ROAD

» UNT has the nation's 8th most efficient defense in road games. In road games, UNT is holding opponents to 0.91 points per possession. However, their offense is only averaging 1.05 points per possession in road games, which ranks 165th in the nation.

OFFENSIVE TEAM AT HOME

» UNT has the nation's 75th most efficient offense in home games. In home games, UNT is scoring on average 1.13 points per possession. However, their defense is only holding opponents to 1.01 points per possession, which ranks 104th in the nation.

SISSOKO'S CAREER NIGHT

» In UNT's 63-44 win over Tulsa on Wednesday, North Texas big man Moulaye Sissoko scored a career-high 27 points. His previous single game high was 17 points at Memphis on Jan. 5.

» In addition to his career high 27 points Sissoko's 11 made field goals were a career high and his five made free throws were a career high.

» Sissoko had six dunks in the performance and had 11 rebounds. It was his fourth career double-double.

KENPOM.COM

Adjusted Efficiency Margin		
Value	AAC	NCAA
+12.82	2nd	62nd

Adjusted Offensive Efficiency		
Points scored per 100 possessions		
Value	AAC	NCAA
110.5	5th	115th

Adjusted Defensive Efficiency		
Points allowed per 100 possessions		
Value	AAC	NCAA
97.6	1st	33rd

GOING FOR 37 REGULAR SEASON WS

» A win Sunday over USF would give second-year North Texas head coach Ross Hodge 37 regular season wins as the Mean Green's head coach. The only UNT head coach who has won more regular season games in their first two seasons was Bill Blakeley (43). With only five regular season games remaining Hodge can't catch Blakeley.

Most Regular Season Wins In First Two Years

By A UNT Head Coach

- 43 Bill Blakeley (1975-77)
- 36 Ross Hodge (2023-pres.)
- 35 Grant McCasland (2017-19)
- 27 Tony Benford (2012-14)
- 26 Tim Jankovich (1993-95)

TOP 5 IN AAC WINS AND WIN PCT

» Second-year North Texas head coach Ross Hodge ranks fourth among active AAC head coaches in AAC career wins and third in AAC career win percentage.

AAC Active Career Wins

- 80 Penny Hardaway (Memphis)
- 44 Ron Hunter (Tulane)
- 22 Andy Kennedy (UAB)
- 20 Ross Hodge (UNT)
- 20 Michael Schwartz (ECU)
- 19 Rob Lanier (Rice)

**Lanier was at SMU in the AAC from 2022-24*

AAC Active Career Win Percentage

- .709 Andy Kennedy (UAB, 2nd year)
- .677 Penny Hardaway (Memphis, 7th year)
- .645 Ross Hodge (UNT, 2nd year)
- .615 John Jakus (FAU, 1st year)
- .500 Aaron Fearne (Charlotte, 2nd year)

**Year = how many years the head coach has been in the AAC NOT how many years he has been the head coach at institution.*

20 LEAGUE WINS

» Second year UNT head coach Ross Hodge has won 20 league games through his first two seasons at the helm. No UNT head coach has won as many league games in their first two seasons as Hodge.

Most League Wins In First Two Years
By A UNT Head Coach

20 Ross Hodge (2023-pres.)

18 Tim Jankovich (1993-95)
16 Grant McCasland (2017-19)
15 Jimmy Gales (1986-88)
13 Tony Benford (2012-14)
10 Johnny Jones (2001-03)

SECOND HALF LEADS

» UNT has led at some point in the second half of every game this season except one (vs UTSA on Feb. 1).

WHEN MASSIE SCORES 10+

» UNT is 9-1 this season when Johnathan Massie scores 10+ points in a game. They have won eight in a row when Massie scores 10+.

MOST STEALS IN 12 GAMES

» UNT had nine steals on Wednesday vs Tulsa. It was their most steals since the conference opener on Dec. 31 vs UAB when they had 11.

» For the year UNT averages a steal on 12.6% of all possessions, which ranks 12th in the nation.

GROWING ATTENDANCE

Last season North Texas had an average home attendance at the Super Pit of 4,132. It was its largest average home attendance since 1977. The Super Pit, which was opened in 1973 has only had two seasons of greater average attendance than last season's mark.



TOUGH CONFERENCE START

» Through the first 12 conference games of the year, UNT has had the league's second hardest conference schedule by opponents' combined winning percentage. UNT's first 12 conference opponents had a .555 combined winning percentage. The only AAC team with a tougher first 12 conference games was UTSA whose opponents had a .558 win percentage.

» North Texas' five remaining opponents have a .498 combined winning percentage, which as of Friday would be the 11th easiest remaining slate in the AAC.

TAMPA KID

» UNT point guard Jasper Floyd was born and raised in Tampa. He graduated from Wharton HS on the north side of the city only 10 miles from USF. Floyd has never played at the Yuengling Center before though.

» Floyd is expecting close to 40 family and friends coming to Sunday's game.

AVERAGING 9.5 RPG LAST 4

» UNT big man Moulaye Sissoko has averaged 9.5 rebounds per game over the last four games.

MISSED LAST GAME

» UNT guard Johnathan Massie missed Wednesday's game versus Tulsa due to a foot injury. He is listed as day-to-day and will be a game time decision Sunday.

WINS VS LOSSES

» The major difference UNT has shown in its 10 league wins opposed to its three league losses are the turnovers.

» In UNT's nine league wins the Mean Green averaged just 8.4 turnovers per game.

» In UNT's three league losses the Mean Green averaged 15.8 turnovers per game.

» In conference wins, UNT has an assist/turnover ratio of 1.3. In conference losses, UNT has an assist/turnover ratio of 0.5

WHEN SHOOTING 40%

» When UNT shoots 40 percent or better from the floor they are 17-3 this season.

» They have won 12 of their last 14 games when shooting 40% or better.

CAN'T FOUL SO MUCH

» UNT opponents have scored 23.3% of its combined total points at the free throw line. It's the 17th highest pct in the nation.

» UNT is 16-2 this season in games where they commit 16 or fewer fouls. They are 3-4 when they commit more than 16 fouls.

GRANT NEWELL HAS LEVELED UP

» UNT newcomer Grant Newell is averaging 6.1 ppg for the season but over his last five games he's averaged 9.6 points per game and shooting 56% from the field.

» Newell has scored in double figures six times this season, three of those six times have come in the last five games.

» A key has been Newell's ability to get to the foul line. Over the last five games Newell has averaged four free throw attempts per game and shooting 90% (18-20) at the line.

HOT AT THE LINE

» For the year Grant Newell is shooting 75% at the free throw line. He enters Sunday having made nine straight free throws and having made 26 of his last 30 (86.6%).

» He's shooting 83.3% at the line in conference.

2025 AAC STANDINGS (FEB. 21)

School	AAC Record	PCT.	Overall Record	PCT.
Memphis	11-2	.846	21-5	.808
North Texas	10-3	.769	19-6	.760
UAB	10-3	.769	17-9	.654
Tulane	9-4	.692	15-11	.577
Florida Atlantic	8-5	.615	15-11	.577
East Carolina	7-7	.500	15-12	.556
Wichita State	6-7	.462	16-10	.615
Temple	6-8	.429	14-13	.519
South Florida	6-8	.429	13-14	.481
Tulsa	5-9	.357	11-16	.407
UTSA	4-10	.286	10-16	.385
Rice	3-11	.214	12-15	.444
Charlotte	3-11	.214	10-17	.370

DELIBERATE TEMPO

» UNT averages 60.8 possession per 40 minutes this season. That's the most deliberate tempo in the AAC and 2nd most deliberate tempo in the nation. Their average offensive possession length is 20.8 seconds, which is the 2nd longest in the nation. Another reason for their more deliberate tempo is because of how long they typically defend. On average UNT defends a possession for 18.2 seconds, which is the 2nd longest in the AAC.

DUE

» In January, North Texas forward Brenen Lorient averaged 17.5 points per game.

» In February Lorient has averaged 10.2 points per game. He scored a season low 2 points on Wednesday versus Tulsa.

WHEN ATIN IS MAKING 2S

» Guard Atin Wright is known for his 3-point shooting, but North Texas is 8-0 this season when he make 3+ 2-point field goals in a game.

» Wright made 3 2-point field goals on Wednesday versus Tulsa.

99 DOUBLE DIGIT SCORING GAMES

» UNT guard Atin Wright recorded his 99th career double digit scoring game on Wednesday versus Tulsa. The senior scored 15 points in the 63-44 win over Tulsa.

» Wright has scored in double figures 19 times this season.

DEFENDING THE 3

» For the season, UNT opponents are shooting 30.6% from 3 against the Mean Green, which is the nation's 39th best 3FG percentage defense.

» But UNT's defense has held its last six opponents to a combined 23-105 (21.9%) shooting from 3-point range.

» Wednesday UNT held Tulsa to 4-20 (20%) shooting from deep.

» Sunday they face a USF squad that has been efficient from 3 as of late. Over their last two games USF has shot 35% from 3 but for the year is shooting just 32.9%.

STARTING DOESN'T REALLY MEAN MUCH

» Over the last few seasons UNT has almost never changed its starting lineup throughout a season unless injuries require them to. Head coach Ross Hodge says its mostly just about the rotation and most of UNT's bench could start. UNT's bench this season is averaging 28.4 ppg (33rd highest average in nation). FAU is the only team in the AAC with a bench averaging more.

» UNT's bench is outscoring its opponents' bench 710-437 for the year.

» UNT's bench has outscored its own starters in seven games this year.

» Two of UNT's top three scorers come off the bench.

2024-25 TEAM LEADERS

LED UNT IN SCORING	OVERALL	AAC
Atin Wright	10	6
Brenen Lorient	7	4
Jasper Floyd	2	1
Latrell Jossell	2	0
Moulaye Sissoko	2	2
Grant Newell	1	1
Rondel Walker	1	0

LED UNT IN REBOUNDS	OVERALL	AAC
Moulaye Sissoko	13	9
Rondel Walker	6	2
Johnathan Massie	5	1
Brenen Lorient	4	3
Jasper Floyd	1	1
Latrell Jossell	1	0
Grant Newell	1	0
Atin Wright	1	1

LED UNT IN ASSISTS	OVERALL	AAC
Jasper Floyd	19	9
Latrell Jossell	5	3
Johnathan Massie	3	1
Brenen Lorient	1	1
Rondel Walker	1	0
Atin Wright	1	0

LED UNT IN STEALS	OVERALL	AAC
Johnathan Massie	10	5
Jasper Floyd	9	7
Rondel Walker	6	4
Latrell Jossell	5	3
Atin Wright	5	4
Grant Newell	3	1
Moulaye Sissoko	1	0

LED UNT IN BLOCKS	OVERALL	AAC
Brenen Lorient	15	10
Moulaye Sissoko	5	1
Johnathan Massie	4	1
Rondel Walker	3	2
Jasper Floyd	1	1
Ma'Syn Howell	1	0
Latrell Jossell	1	1
Grant Newell	1	0

LED UNT IN FT MADE	OVERALL	AAC
Brenen Lorient	8	6
Atin Wright	7	3
Jasper Floyd	5	1
Johnathan Massie	4	1
Latrell Jossell	2	0
Grant Newell	2	2
Moulaye Sissoko	2	2
Rondel Walker	1	0

MOULAYE'S 27

» Moulaye Sissoko scored a career high 27 points on Wednesday versus Tulsa. It's the most points a Mean Green player has scored in a game this season.

» Sissoko's 27 points are the most a UNT post has scored in a game in three seasons.

KEEPING TURNOVERS DOWN

» During UNT's current three-game win streak the Mean Green have averaged just 6.6 turnovers per game.

HIS ONLY DI OFFER WAS TO KANSAS

» UNT newcomer Latrell Jossell comes to the Mean Green after three seasons at Stephen F. Austin. Prior to SFA, Jossell played his freshman season at Kansas in 2020-21 where he was recruited out of nearby Keller Central HS.

But Jossell's recruitment process was not that simple. The undersized guard who battled through injuries in high school had no DI offers going into his senior season at Keller Central in 2019 and had just one DII offer from Dallas Baptist. Despite that his AAU coach and high school coach knew he was too good to not have any DI offers. The two coaches worked together and used their connections to try and get him what they felt he deserved.

Then one day during the fall of his senior season, Jossell's AAU coach told him that Kansas' assistant coach Jerrance Howard (now at Arizona St) would be by Keller Central to meet him and watch him at practice. It was a complete shock to Jossell.

Then a few weeks later on the week before National Signing Day, Howard and the entire KU staff including head coach Bill Self went back to Keller to watch and meet Jossell.

They offered what would be his first and only DI offer in high school. He committed on the spot.

WHEN LEADING WITH 5 MINS LEFT

» UNT has won 16 straight games when leading with 5 minutes left on the clock.

HAVE NOT TRAILED IN A WHILE

» UNT has not trailed in a game since essentially the very first media timeout of their game against Tulane on Feb. 8.

» Entering Sunday's game at South Florida, UNT has led or been tied for 114 straight minutes of game action.

» The last time they trailed in a game was when it was 9-8 with 14:02 left in the first half of their 76-66 win over Tulane on Feb. 8.

BILL SELF ON LATRELL JOSSELL

» While at Kansas as a freshman in 2020-21, Latrell Jossell built a great relationship with head coach Bill Self. The Hall of Fame head coach is quoted multiple times that season praising Jossell.

"He's got range, he's got some quickness, he's tough. There's a lot of things that he can do well."

"I love Latrell to death. I think he's a great player. I love his swagger. I think you guys are going to get to see that. And he sparks confidence in players that play with him. He's just continuing to get better."

However, the injuries he dealt with in high school continued in college and limited him during his freshman season. He had surgery on his heel right after the season.

The next season as a sophomore at SFA, Jossell and the Lumberjacks played at KU and battled the eventual national champs in a 80-72 defeat. In the loss, Jossell made three 3FGs. After the game Self said this...

"He's the best kid ever. He's back in our locker room now (visiting former KU teammates after game)...You know what, I'm happy we won the game. But I'm happy he did well. It was good to see that. He's a class kid. And you guys (media) can see now if he was healthy last year he could have helped us because he has great range."

HIGH MAJOR WINS

» UNT this regular season has beaten both Minnesota (Nov. 13) and Oregon State (Nov. 25). It marks the first time since 2010 the Mean Green have beaten two high major programs in the same regular season. In 2010 the Mean Green beat Texas Tech at home and LSU on the road. UNT has had recent postseason success beating opponents such as LSU, Oklahoma State, Purdue and Wisconsin but not during the regular season.

SHOT CLOCK VIOLATION

» UNT's defense has forced 27 shot clock violations through 25 games this season.

AAC KENPOM RANKINGS (2/21)

TEAM	KenPom RANKING
Memphis	48
North Texas	62
Florida Atlantic	107
UAB	112
Wichita State	125
Tulane	151
East Carolina	155
Temple	162
Rice	179
South Florida	195
UTSA	216
Charlotte	264
Tulsa	272

AAC NET RANKINGS (2/21)

TEAM	NET RANKING
Memphis	48
North Texas	57
Florida Atlantic	104
UAB	115
Wichita State	127
Tulane	154
Temple	161
East Carolina	165
Rice	188
South Florida	191
UTSA	223
Charlotte	264
Tulsa	273

MEMBER OF HISTORIC TEAM

» UNT newcomer Brenen Lorient was a freshman on the historic 2022-23 Florida Atlantic squad that won 35 games, won the CUSA regular season and tournament title and reached the Final Four of the 2023 NCAA Tournament.

» Lorient who played in 52 games over two seasons at FAU, played behind veteran all conference big Vlad Goldin (now at Michigan).

HAITIAN ROOTS

» UNT newcomer Brenen Lorient was born and raised in Ocala, FL near Orlando. His parents were born in Haiti and immigrated to the United States soon before Lorient was born. Lorient, whose last name in French "l'Orient" translates to "the east" doesn't speak French but does know Haitian Creole, which is his parents' native language.

TWO IN THE AAC TOP 5

» UNT guards Atin Wright and Latrell Jossell each rank in the top 5 in active career made 3FGs among AAC players.

AAC Active Career Leaders 3FG Made

1. Keaston Willis, Tulsa (376)
2. Colby Rogers, Memphis (306)
3. Damari Monsanto, UTSA (273)
4. Atin Wright, UNT (266)
5. Latrell Jossell, UNT (231)

MORE DUNKS

» UNT has had so far 36 dunks this season. They had 35 all of last year.

» Moulaye Sissoko leads UNT in dunks with 17. He has also not missed a dunk this year.

» Sissoko had six dunks on Wednesday versus Tulsa alone.

MOU JUST 1 OF JUST 6 IN NATION

» For the entire season, Moulaye Sissoko is averaging 8.1 ppg, 6.6 rpg and shooting 67.5% from the floor. He is just one of six players in the entire nation averaging that stat line or better for the year.

» Quincy Ballard at Wichita State is also one of the six.

» Since 2010 only 32 different players have finished a season with that stat line or better. Notable names include Mark Williams (Duke 2022), Jericho Sims (Texas 2021), Tacko Fall (UCF 2019 and 2017), Zion Williamson (Duke 2019), Marshall Plumlee (Duke, 2016) and Jakob Poeltl (Utah 2015).

MOULAYE IN CONFERENCE GAMES

» In conference games, North Texas' Moulaye Sissoko is averaging 11.2 PPG, 7.6 RPG and shooting 72.3% from the floor.

» Sissoko and Wichita State's Quincy Ballard are the only AAC players averaging 11+ PPG, 7+ RPG and shooting 70+% from the floor in conference games.

94 WINS

» Wednesday's 63-44 win over Tulsa was senior Matthew Stone's 94th win as a member of the UNT program. No four-year player in program history has been part of more wins than Stone.

» Stone has had a variety of roles in his four years at North Texas and has played in 91 career games. So while he absolutely has been critical to UNT's recent success *the NCAA asked to not word it as the "winningest player in program history" since he has played in fewer games than won. Rubin Jones (2019-24) is the program's "all-time winningest player".*

SHOOTING GOOD ON THE ROAD

» In UNT's six road conference games this year, UNT guard Atin Wright is shooting 42.6% (20-47) on 3FGs.

» In UNT's six road conference games this year, UNT as a team has made 37 total 3FGs. Wright has made 20 of them (54% of total).

WHEN WRIGHT MAKES 3+ FTs

» UNT is 7-0 in conference games when UNT guard Atin Wright makes at least 3 free throws in a game.

MOST 20-POINT LEAGUE GAMES

» UNT's Atin Wright has had five 20-point games in conference so far this season. Entering Sunday it is tied for the 7th most in a single season in program history.

Most 20-Pt Games Against Conf. Opponents In A Single Season

1. 9 (2x), last Jason Edwards (2024)
3. 7, Javion Hamlet (2020)
4. 6 (3x), last Tylor Perry (2023)
7. 5 (7x), last Atin Wright (2025)

JUST FOUR STEALS SHY

» UNT guard Jasper Floyd enters Sunday with 34 steals on the year. Aaron Scott (now at St. John's) led the Mean Green last season in steals with 38.

» Floyd is averaging almost 1.5 steals per game this season. He's on pace to finish the regular season with 43 steals.

OPPONENTS CAN'T MISS AT THE LINE

» In league games, UNT opponents are shooting a combined 75.9% (173-228) at the free throw line vs UNT. While it's gone down over the last two games it still is the second highest opponent free throw percentage in the AAC.

JUNIOR OLYMPIAN

» UNT'S Jasper Floyd finished 16th at the 2011 AAU Junior Olympics in the 1500-meter run bantam with a time of 5:19.88. He placed 64th in at the 2011 AAU Junior Olympics in the 800-meter run bantam with a time of 2:44.15.

1,000-POINT SCORERS

» UNT's roster features three players who have scored over 1,000 career points. Atin Wright (1876), Latrell Jossell (1203) and Johnathan Massie (1111).

CAREER YEAR

» UNT's big man Moulaye Sissoko has set single season career highs in points (203), rebounds (165), assists (15), steals (17), field goals (85), free throws (33) and minutes played (617).

» Sissoko's next block will give him a single season career high with 8. Once he gets that he will have set a single season career high in every category except 3FGs. Sissoko has never attempted a 3 in his career.

SEVEN STRAIGHT YEARS

» UNT has finished the last seven consecutive seasons with a higher end of season KenPom ranking than its respective preseason KenPom ranking was. They opened this season with a 80 KenPom ranking and enter Sunday ranked 62.

YEAR BY YEAR KENPOM RANKINGS

YEAR	Preseason Rank	End of Year
2024-25	80	TBD
2023-24	87	74
2022-23	67	31
2021-22	135	57
2020-21	104	72
2019-20	185	77
2018-19	165	158
2017-18	303	146

ELITE HIGH SCHOOL TEAM

» UNT newcomer Brenen Lorient graduated high school from prep powerhouse Calvary Christian Academy in 2022. As a senior at CCA, he helped lead his team to the 2022 Florida 4A state championship, a No. 3 end of season national ranking and a 26-2 overall record. During his senior season Lorient played alongside four other players who would earn DI scholarships: Greg Glenn (Tulane), Marvel Allen (Dayton), Carl Cherenfant (Memphis) and Taylor Hendricks who after one season at UCF would be the No. 9 overall pick by the Utah Jazz in the 2023 NBA Draft.

FIRST CAL FRESHMAN SINCE BROWN

» UNT newcomer Grant Newell played his first two seasons at California. During his freshman season at Cal, Newell had a 21-point, 10-rebound performance at Washington and a 13-point, 12-rebound performance versus Colorado. He became the first Cal freshman since Jaylen Brown in 2015-16 to have multiple double doubles in a season. After his freshman season, Newell was voted to the Pac-12 All-Freshman team.

MVC ALL TOURNAMENT TEAM

» UNT newcomer Atin Wright played last season at Drake. He led the Bulldogs to the 2024 Missouri Valley Conference Tournament title and was voted to the MVC All-Tournament team. Over the three games in the tournament, Wright averaged 16.3 points per tournament game and averaged three 3-pointers per game. In the championship game against MVC regular season champion Indiana State, Wright poured in 17 points.

20 IN THE BIG DANCE

» UNT newcomer Atin Wright last season for Drake scored a game-high 20 points in their NCAA Tournament game against Washington State on 8-14 shooting. Drake lost 66-61 to the seventh-seeded Cougars.

63 STRAIGHT STARTS

» UNT big man Moulaye Sissoko enters Wednesday having made 63 straight starts. The Mali native was inserted into the starting lineup during the Mean Green's 2023 NIT championship run and hasn't left since.

CSU NORTHRIDGE SCHOOL RECORD

» UNT newcomer Atin Wright began his college career at Cal State Northridge, playing at CSUN for three seasons. As a junior at CSUN, the Southern California native set the program's single game scoring record with 42 points on 14-25 shooting in a game at UC Davis on Feb. 15, 2023. Wright was 7-11 from deep in the game.

ONE OF JUST SEVEN TEAMS

» UNT is just one of seven schools in the country who has won a national postseason game in each of the last four years: Baylor, Creighton, Gonzaga, Houston, Kansas, Oregon and UNT.

LED LONGWOOD TO BIG DANCE

» UNT newcomer Johnathan Massie played last season at Longwood where he led the Lancers to the Big South conference tournament title. In the NCAA Tournament the Lancers faced Houston in the first round and Massie led Longwood in scoring with 10 points. Last year Massie had a 31-point performance in a win over Winthrop.

TOP 100 RECRUIT

» UNT guard Rondel Walker was the nation's No. 55 overall high school recruit in 2020. He is the first top 100 high school recruit to join the Mean Green since Tony Mitchell in 2011.

» Walker went to Oklahoma State out of high school where he played with childhood friend and was freshman dorm roommates with eventual NBA top draft pick Cade Cunningham.

» Walker was the No. 2 ranked recruit from the state of Oklahoma in 2020 and also held offers from Kansas State and Virginia Tech in addition to Oklahoma State.

SOUTHLAND FRESHMAN OF THE YEAR

» UNT newcomer Johnathan Massie was voted the 2022 Southland Conference Freshman of the Year while he was at McNeese State.

» Massie had 67 assists as a freshman at McNeese State to go along with 35 steals.

MALI NATIONAL TEAM

» In the summer of 2023 UNT big man Moulaye Sissoko played for his home country of Mali in the African Olympic qualifiers. Mali didn't advance past the group stage but they did defeat African power Nigeria in Lagos, Nigeria, 77-68. The win eliminated Nigeria from the 2024 Olympics. It was the first time since 2008 that Nigeria missed an Olympics. Sissoko scored eight points and four rebounds in the win over Nigeria.

INTERNATIONAL DREAM

» UNT's Moulaye Sissoko was born in Bamako, Mali. He grew up playing soccer in the capital city and never played basketball until he was 15 years old. He came to the US as a 16-year-old by himself with one suitcase and no jacket. He knew absolutely no English but he had always dreamed of living the American Dream.

BORN IN FRANCE BUT DOESN'T SPEAK FRENCH

» UNT freshman Tyran Mason's father Timothy played professional basketball in Europe and played in Vichy, France when Tyran was born in 2006. Mason and his family moved to Timothy's hometown of Dallas a year after Mason was born.

» Mason's father Timothy played college basketball at SMU. He graduated in 1993 and was the Mustangs' leading scorer as a senior averaging 16.1 points per game. He helped lead the Mustangs to the 1993 NCAA Tournament.

NJCAA NATIONAL CHAMPION

» UNT newcomer Jasper Floyd began his college career at Northwest Florida State College. He helped lead them to the 2022 NJCAA National Championship. In the championship game, he came off the bench and scored four points and had four rebounds.

THE BEST IN THE NATION

» UNT guard Atin Wright is shooting 95.9% (70-73) at the free throw line, which ranks first in the nation. *We are burrying this note because we don't want to jinx it.*

GAME-BY-GAME SPECIALTY STATS (UNT/OPPONENT)

Opponent	Paint	TOs	2nd Ch	FBreak	Bench	Lead Changes	W/L, Score	Deficits Overcome
Evansville	32/26	10/13	12/2	6/10	29/7	1	W, 80-63	trailed by 2, 1st - 19:10
Wayland Bapt.	36/6	12/19	0/18	18/2	45/30	2	W, 80-38	trailed by 3, 1st - 12:43
at Minnesota	28/16	8/13	14/12	9/0	20/10	2	W, 54-51	trailed by 1, 2nd - 7:27
at McNeese	14/28	15/13	10/8	5/19	32/38	11	L, 68-61	trailed by 14, 1st - 5:29
Texas Wesleyan	30/34	10/12	8/6	9/11	25/22	8	W, 73-66	trailed by 5, 1st - 5:48
Oregon St.	12/12	9/22	13/4	5/9	43/19	7	W, 58-55	trailed by 7, 2nd - 10:53
vs. UNI	24/20	12/15	6/2	5/10	19/20	0	W, 68-48	—
vs. Utah St.	26/26	9/16	10/6	3/12	13/14	7	L, 61-57	trailed by 7, 2nd - 1:51
at High Point	24/22	14/18	8/11	20/14	48/24	6	L, 76-71	trailed by 11, 2nd - 2:51
MVSU	38/14	11/19	8/3	15/5	48/15	0	W, 83-42	—
App St.	30/26	12/12	18/9	12/3	29/10	3	W, 68-64	trailed by 8, 1st - 8:28
HCU	34/18	10/11	9/8	4/7	24/13	0	W, 62-46	—
UAB	22/20	9/13	11/19	12/10	40/28	2	W, 78-75	trailed by 18, 1st - 0:38
at Memphis	32/32	16/15	15/8	4/8	22/17	6	L, 68-64	trailed by 7, 2nd - 12:21
Rice	24/24	4/7	3/10	4/5	36/21	2	W, 81-59	trailed by 1, 1st - 9:27
at ECU	22/22	12/11	11/8	7/9	27/10	6	W, 69-60	trailed by 6, 2nd - 13:11
at UTSA	16/24	16/6	11/2	10/15	20/15	0	W, 72-57	—
Temple	42/28	7/7	11/14	4/9	38/21	5	W, 76-67	trailed by 8, 1st - 11:47
FAU	38/20	5/13	12/17	6/8	31/31	3	W, 77-64	trailed by 12, 1st - 4:18
at Wichita St.	32/30	11/8	6/5	6/10	16/4	4	W, 58-54	trailed by 4, 2nd - 13:10
UTSA	24/24	16/12	8/6	4/13	13/3	1	L, 54-50	trailed by 14, halftime
at UAB	38/42	15/11	11/14	7/11	24/18	5	L, 64-61	trailed by 7, 2nd - 15:52
Tulane	20/28	7/3	10/5	0/4	37/8	2	W, 76-66	trailed by 4, 1st - 14:25
at Rice	16/24	5/9	14/16	2/1	24/16	0	W, 67-61	—
Tulsa	30/16	8/13	12/0	1/8	7/25	0	W, 63-44	—

MEAN GREEN RECORD...

Overall	19-6
Home	13-1
Away	5-4
Neutral	1-1
Conference	10-3
Home	6-1
Away	4-2
Non-Conference	9-3
Home	7-0
Away	1-2
Neutral	1-1
Overtime	0-0
Ranked opponents	0-1
Unranked opponents	19-5
Wearing white uniforms	12-2
Wearing green uniforms	4-1
Wearing black uniforms	0-3
Wearing grey uniforms	3-0
Leading at half	15-2
Trailing at half	4-4
Tied at half	0-0
Leading with 5:00 remaining in second half	18-1
Trailing with 5:00 remaining in second half	1-5
Tied with 5:00 remaining in second half	0-0
Has more rebounds than opponent	13-3
Has fewer rebounds than opponent	4-3
Same rebounds as opponent	2-0
Commits more turnovers than opponent	4-4
Causes more turnovers than opponent	13-2
Same turnovers as opponent	2-0
Has more FT attempts than opponent	12-0
Has fewer FT attempts than opponent	7-5
Same FT attempts as opponent	0-1
Shoots 40% or better from field	17-3
Shoots less than 40% from field	2-3
Opponent shoots 40% or better from field	10-6
Opponent shoots less than 40% from field	9-0
Shoots better than opponent	14-1
Opponent shoots better	5-5
Same FG percentage	0-0
UNT's bench outscores opponent's bench	16-4
Opponent's bench outscores UNT bench	2-2
Same points off the bench	1-0
UNT scores 100 or more	0-0
UNT scores 90 or more	0-0
UNT scores 80 or more	4-0
UNT scores 70 or more	10-1
UNT scores 60 or more	16-4
UNT scores less than 60	3-2
Opponent scores 100 or more	0-0
Opponent scores 90 or more	0-0
Opponent scores 80 or more	0-0
Opponent scores 70 or more	1-1
Opponent scores 60 or more	9-5
Opponent scores less than 60	10-1
On Sunday	2-1
On Monday	1-2
On Tuesday	4-0
On Wednesday	6-0
On Thursday	3-0
On Friday	1-2
On Saturday	2-1
In November	6-2
In December	3-1
In January	6-1
In February	3-2
In March	0-0
Five-plus players score in double-figures	0-0
Four players score in double figures	4-2
Three players score in double figures	9-3
Two players score in double figures	5-1
One player scores in double figures	1-0

MISCELLANEOUS STATISTICS ...

Largest margin of victory	42, vs. Wayland Baptist (11/7/24)
Smallest margin of victory	3 (3x), last vs. UAB (12/31/24)
Largest margin of defeat	7, at McNeese (11/18/24)
Smallest margin of defeat	3, at UAB (2/3/25)
Biggest rebound margin	+22, vs. Wayland Baptist (11/7/24)
Biggest rebound deficit	-10 (2x), last vs. UAB (12/31/24)
Average margin of victory/defeat	+13.8 / - 4.5
Largest halftime lead	25, vs. Evansville (11/5/24)
Largest halftime lead blown	3, at High Point (12/6/24)
Largest halftime deficit	17, vs UAB (12/31/24)
Largest halftime deficit overcome to win	17, vs UAB (12/28/24)
Largest overall lead	45, vs. Wayland Baptist (11/7/24)
Largest overall lead blown	9, vs Utah St (11/29/24)
Largest overall deficit	18, vs UAB (12/31/24)
Largest deficit overcome to win	18, vs UAB (12/31/24)

MEAN GREEN EXTREMES

Most points scored	83, vs. Mississippi Valley State (12/18/24)
Fewest points scored	50, UTSA (2/1/25)
Most rebounds	49, vs. Wayland Baptist (11/7/24)
Fewest rebounds	24, vs. Oregon St. (11/25/24)
Most assists	17, at Rice (2/11/25)
Fewest assists	6, vs Temple (1/22/25)
Most turnovers	16 (3x), last vs. UTSA (2/1/25)
Fewest turnovers	4, vs Rice (1/8/25)
Most steals	14, vs. Oregon St. (11/25/24)
Fewest steals	2, vs. Tulane (2/8/25)
Most blocks	8, vs Temple (1/22/25)
Fewest blocks	0, vs. Evansville (11/5/24)
Best shooting percentage	.638% (30-47), vs. Mississippi Valley (12/18/24)
Worst shooting percentage	.315% (17-54), at McNeese (11/18/24)
Best 3-pt. percentage	.550% (11-20), vs. Rice (1/8/25)
Worst 3-pt. percentage	.176% (3-17), vs. UTSA (2/1/25)
Best FT percentage	1.000% (11-11), at Wichita St (1/29/25)
Worst FT percentage	.563% (9-16), at Minnesota (11/13/24)
Most points (1st half)	42 (2x), last vs Rice (1/8/25)
Fewest points (1st half)	13, vs. UTSA (2/1/25)
Most points (2nd half)	50, vs Florida Atlantic (1/26/25)
Fewest points (2nd half)	28, at Wichita St (1/29/25)
Most points (OT)	N/A
Fewest points (OT)	N/A

STARTING LINEUPS

Record when starting lineup is:

Floyd, Newell, Sissoko, Walker, Wright	18-6
Floyd, Massie, Newell, Sissoko, Wright	1-0

UNT INDIVIDUAL SEASON GAME HIGHS

Points _____ 27, Moulaye Sissoko vs. Tulsa (2/19/25)
 _____ 23, Jasper Floyd vs. Evansville (11/5/24)
 _____ 22, Atin Wright at UTSA (1/18/25)
 _____ 22, Atin Wright at East Carolina (1/14/25)
 _____ 22, Atin Wright vs UAB (12/31/24)
 _____ 21, Atin Wright vs Rice (1/8/25)
 _____ 21, Latrell Jossell at High Point (12/6/24)
 _____ 20, Atin Wright at Rice (2/11/25)
 _____ 20, Brenen Lorient vs Temple (1/22/25)
 _____ 20, Latrell Jossell vs UAB (12/31/24)
 _____ 20, Brenen Lorient at High Point (12/6/24)
 Field Goals Made _____ 11, Moulaye Sissoko vs. Tulsa (2/19/25)
 FG Pct. (min 5 made) _____ 1.000% (6-6), Grant Newell vs UTSA (2/1/25)
 3-Point FG Made _____ 6, Atin Wright at East Carolina (1/14/25)
 _____ 6, Latrell Jossell vs UAB (12/31/24)
 3-Point FG Att. _____ 14, Atin Wright vs Utah St (11/29/24)
 3-Pt FG Pct. (min 4 made) .833% (5-6), L. Jossell at High Point (12/6/24)
 Free Throws Made _____ 11, Atin Wright vs UAB (1/18/25)
 Free Throw Att. _____ 11, Atin Wright vs UAB (1/18/25)
 FT Pct. (min 8 att) _____ 1.000% (11-11), Atin Wright vs UAB (1/18/25)
 Rebounds _____ 13 (2x), last Moulaye Sissoko vs Florida Atlantic (1/26/25)
 Assists _____ 6, Jasper Floyd at UTSA (1/18/25)
 _____ 6, Jasper Floyd at Memphis (1/5/25)
 Steals _____ 4, Jasper Floyd vs UTSA (2/1/25)
 _____ 4, Latrell Jossell at East Carolina (1/24/25)
 _____ 4, Rondel Walker at Memphis (1/5/25)
 _____ 4, Latrell Jossell vs UAB (12/31/24)
 _____ 4, Moulaye Sissoko vs. Evansville (11/5/24)
 Blocked Shots _____ 5, Brenen Lorient vs Temple (1/22/25)
 Turnovers _____ 5 (2x), last Jasper Floyd vs. UTSA (2/1/25)
 Fouls _____ 5, Brenen Lorient at Rice (2/11/25)
 _____ 5, Jasper Floyd vs App State (12/20/24)
 _____ 5, Jasper Floyd at High Point (12/6/24)
 _____ 5, Grant Newell at High Point (12/6/24)
 _____ 5, Rondel Walker at High Point (12/6/24)
 _____ 5, Latrell Jossell vs Utah St (11/29/24)
 _____ 5, Latrell Jossell at McNeese (11/18/24)
 Minutes _____ 40, Atin Wright vs UAB (2/1/25)

OPPONENT INDIVIDUAL GAME HIGHS

Points _____ 30, RJ Felton East Carolina (1/14/25)
 _____ 28, Mason Falslev Utah St (11/29/24)
 _____ 28, Gabriel Pozzato Evansville (11/5/24)
 Field Goals Made _____ 11, (2x) last RJ Felton East Carolina (1/14/25)
 Field Goal Att. _____ 23, Jamal Mashburn Jr. Temple (1/22/25)
 FG Pct. (min 5 made) _____ .785 (11-14), PJ Haggerty Memphis
 3-Point FG Made _____ 6, RJ Felton East Carolina (1/14/25)
 3-Point FG Att. _____ 10, RJ Felton East Carolina (1/14/25)
 3-Pt FG Pct. (min 4 makes) .667 (4-6), D'Maurian Williams High Point (12/6/24)
 Free Throws Made _____ 11, Kimani Hamilton High Point (12/6/24)
 Free Throw Att. _____ 16, Kimani Hamilton High Point (12/6/24)
 FT Pct. (min 8 made) _____ 1.000 (9-9), Xavier Bell Wichita St. (1/29/25)
 Rebounds _____ 13 (2x), last Yaxel Lendeborg UAB (2/3/25)
 Assists _____ 5, (3x) last Trae Broadnax (2/11/25)
 Steals _____ 5, Myles Tate App State (12/20/24)
 _____ 5, Joe Charles McNeese (11/18/24)
 Blocked Shots _____ 6, Quincy Ballard Wichita St. (1/29/25)
 Turnovers _____ 8, Antonio Sisk Mississippi Valley St (12/18/24)
 Fouls _____ 5, Isaiah Barnes Tulsa (2/19/25)
 _____ 5, Babatunde Durodola Temple (1/22/25)
 _____ 5, Quante Berry Temple (1/22/25)
 _____ 5, Simon Hildebrandt High Point (12/6/24)
 _____ 5, Omar Cooper McNeese (11/18/24)

THE LAST TIME - TEAM

Defeated a ranked team _____ vs. #20 Purdue (3/19/21)
 Defeated a ranked team at home _____ vs. #11 Drake (2/10/70)
 Defeated a ranked team on the road _____ at #15 Louisville (2/27/71)
 Defeated a ranked team at a neutral site _____ vs. #20 Purdue (3/19/21)
 Defeated a top-10 team at home _____ N/A
 Defeated a top-10 team on the road _____ at #8 Wichita St. (1/25/63)
 Defeated a top-10 team at a neutral site _____ N/A
 Won in overtime _____ vs. Northern Iowa, 83-77 (11/7/23)
 Lost in overtime _____ vs. UAB, 82-79 (1/31/24)
 Won in double overtime _____ vs. UAB, 82-79 (2/9/23)
 Lost in double overtime _____ at FAU, 86-81 (2/11/12)
 Played back-to-back overtime games _____ vs. Texas St., W 67-63 (3/15/22)
 _____ vs. Virginia, L 71-69 (3/20/22)
 Played in three straight overtime games _____ N/A
 Played at least three overtimes _____ vs. Arkansas St., 86-83 (3OT) (1/10/09)
 Shot 70% for a half _____ 71.8% (23-32) vs. Mississippi Valley (2nd) (11/26/20)
 Shot 70% for a half (league game) _____ 78.9% vs. FIU (1st) (2/9/13)
 Shot 60% for a game _____ 63.8% (30-47) vs Mississippi Valley St. (12/18/24)
 Shot 60% for a game (league game) _____ 61.2% (30-49) at LA Tech (2/16/23)
 Shot less than 30% for game _____ 23.5% (12-51) at Saint Mary's (11/13/22)
 Shot 100% from the FT line _____ (11-11) at Wichita St. (1/29/25)
 Shot 60% from 3-point line _____ 65.0% (13-20) vs. San Jose St. (11/25/22)
 Shot less than 30% in half _____ 22.7% (5-22) (1H) vs UTSA (2/1/25)
 Shot less than 20% in half _____ 14.8% (4-27) at Saint Mary's (1st) (11/13/22)
 Attempted 50 free throws _____ 54, vs. Jarvis Christian (11/13/15)
 Attempted 40 free throws _____ 43, vs. San Francisco (3/30/18)
 Attempted 30 free throws in half _____ 33 vs. San Francisco (2nd) (3/30/18)
 Made 30 free throws _____ 32 vs. San Francisco (3/30/18)
 Made 30 free throws (league game) _____ 30, vs. LA Tech (2/6/16)
 Made at least 10 3-point field goals _____ 11, vs Tulane (2/8/25)
 Made at least 15 3-point field goals _____ 16 vs. Memphis (2/15/24)
 Failed to make a 3-point field goal _____ vs. Wayland Baptist (0-9) (12/21/13)
 Had at least 50 rebounds _____ 51, vs. Rice (1/1/22)
 Had less than 20 rebounds _____ 19 vs. San Jose St. (11/25/22)
 Had at least 25 assists _____ 28 vs. Mississippi Valley (11/26/20)
 Had at least 20 assists _____ 20 vs. LA Tech (1/11/23)
 Had at least 15 steals _____ 15 vs. Arkansas Pine Bluff (12/21/19)
 Had at least 10 blocks _____ 11 vs. Fordham (12/10/23)
 Had at least 20 lead changes _____ 22 vs LSU (11/17/23)
 Scored 50 points in a half _____ 50 vs. FAU (2nd) (1/26/25)
 Scored 50 points in a half (league game) _____ 50 vs FAU (2nd) (1/26/25)
 Scored 60 points in a half _____ 67 vs. Eureka College (2nd) (11/10/17)
 Scored 100 points _____ 110 vs. LSU Alexandria (12/22/20)
 Scored 100 points (league game) _____ 103 at Rice (12/29/18)
 Scored under 20 points in 1st half _____ 13 vs UTSA (2/1/25)
 Scored under 20 points in 2nd half _____ 18 at LA Tech (1/19/20)
 Scored 35 or under points in a game _____ 33 at Saint Mary's (11/13/22)
 Scored under 50 points in game _____ 44, at Charlotte (1/20/24)
 Scored under 50 points in game (league game) 44, at Charlotte (1/20/24)

UNT INDIVIDUAL LAST TIME...

Scored at least 40 points	Roosevelt Smart (42) vs. Rice (1/13/18)
Scored at least 35 points	Jason Edwards (37) vs. Tulane (1/6/24)
Scored at least 30 points	Jason Edwards (30) vs. Memphis (2/15/24)
Had two players with at least 20 points	Atin Wright (22), Latrell Jossell (21) vs UAB (12/31/24)
Had three players with at least 20 points	Ryan Woolridge (24), Zachary Simmons (22), Roosevelt Smart (20) at Rice (12/29/18)
Had two players with at least 25 points	Roosevelt Smart (31), Jordan Duffy (31) vs. Mercer (3/19/18)
Had two players with at least 25 points (league game)	J-Mychal Reese (25), J-Mychal Reese (26) vs. Marshall (3/04/17)
Had two players with 30 points	Roosevelt Smart (31), Jordan Duffy (31) vs. Mercer (3/19/18)
A player had back-to-back 20-point games	Atin Wright (22) at ECU (1/14/25); Atin Wright (22) at UTSA (1/18/25)
A player had back-to-back 20-point league games	Atin Wright (22) at ECU (1/14/25); Atin Wright (22) at UTSA (1/18/25)
A player had back-to-back 25-point games	Jason Edwards (31) vs. UAB (1/31/24); (31) vs South Florida (2/3/24)
A player had back-to-back 25-point league games	Jason Edwards (31) vs. UAB (1/31/24); (31) vs South Florida (2/3/24)
A player had back-to-back 30-point games	Jason Edwards (31) vs. UAB (1/31/24); (31) vs South Florida (2/3/24)
A player had back-to-back 30-point league games	Jason Edwards (31) vs. UAB (1/31/24); (31) vs South Florida (2/3/24)
A player had back-to-back 20-point games off the bench	T.J. Taylor (21) at Portland (11/23/13); (24) vs. Idaho (11/22/13)
Made at least 10 2FGs in a game	Moulaye Sissoko (11) vs. Tulsa (2/19/25)
Made at least five 3FGs in a game	Atin Wright (5) at Rice (2/11/25)
Had two players make at least five 3FGs in a game	Tylor Perry (6) and Rubin Jones (5) vs. Sam Houston (3/19/23)
Made at least six 3FGs in a game	Atin Wright (6) at East Carolina (1/14/25)
Had two players make at least six 3FGs in a game	Roosevelt Smart (10) and DJ Draper (6) at Rice (1/13/18)
Made at least seven 3FGs in a game	Jason Edwards (7) vs. Memphis (2/15/24)
Made at least eight 3FGs in a game	Jason Edwards (8), vs. Tulane (1/6/24)
Made at least nine 3FGs in a game	Roosevelt Smart (10) at Rice (1/13/18)
Made at least 10 3FGs in a game	Roosevelt Smart (10) at Rice (1/13/18)
Had at least 15 rebounds	Robert Allen (16) vs. Tulane (1/6/24)
Had at least 15 rebounds in a league game	Robert Allen (16) vs. Tulane (1/6/24)
Had at least 20 rebounds in a game	Zachary Simmons (22) at San Francisco (3/26/18)
Had at least 20 rebounds in a league game	Tony Mitchell (21) at Florida Atlantic (2/11/12)
Had at least 20 points and at least 20 rebounds in a game	Tony Mitchell (22 points and 21 rebounds) at Florida Atlantic (2/11/12)
Had two players with at least 10 rebounds in a game	Robert Allen (16), Aaron Scott (12) vs. Tulane (1/6/24)
Had three players with at least 10 rebounds in a game	Michael Miller (13), Zachary Simmons (11), Roosevelt Smart (10) vs. Marshall (2/7/19)
Had a double-double	Moulaye Sissoko (27 pts, 11 rebs) vs Tulsa (2/19/25)
Had two players with a double-double	Thomas Bell (10 pts, 12 rebs), Abou Ousmane (22 pts, 11 rebs) at Marshall (1/13/22)
Had a double-double in two straight games	Jeremy Combs: 15 pts, 14 rebs at Southern Miss (2/27/16); 15 pts, 18 rebs at LA Tech (2/25/16)
Had a double-double in three straight games	Jeremy Combs: at Rice, at UAB, at Middle Tenn. (1/21/16-1/30/16)
Had a double-double in four straight games	Jeremy Combs: at Rice, at UAB, at MTSU, vs. WKU (1/16/16-1/30/16)
Had a double-double in five straight games	Jeremy Combs: at Rice, at UAB, at MTSU, vs. WKU, vs. Marshall (1/14/16-1/30/16)
Had a double-double in six straight games	Jeremy Combs: at Rice, at UAB, at MTSU, vs. WKU, vs. Marshall, vs. Rice (1/9/16-1/30/16)
Had a double-double in seven straight games	Jeremy Combs: at Rice, at UAB, at MTSU, vs. WKU, vs. Marshall, vs. Rice, at UTEP (1/3/16-1/30/16)
Had a triple-double	Ryan Woolridge (13 pts, 10 reb, 10 assist) at Indiana State (12/05/18)
Had at least 10 assists in a game	Javion Hamlet (11) vs. Middle Tennessee (3/10/21)
Had at least 15 assists in a game	Pat Hicks (18) vs. UTRGV (2/27/82)
Had two players with 5+ blocks in a game	Never
Had a player with at least 10 blocks in a game	Never
Had a player with at least 5 steals in a game	Rubin Jones (6) vs. Towson (11/19/23)
Had a player with at least 5 steals in a league game	Rubin Jones (5) vs. UTEP (1/28/23)
Made 25+ straight free throws	Atin Wright (41) (2024-pres.)
Made 40+ straight free throws	Atin Wright (41) (2024-pres.)
Hit a buzzer-beating shot to win a game	Atin Wright vs UAB (12/31/24)
Played 40+ minutes in a game	Atin Wright vs UTSA (2/1/25)

TEAM GAME-BY-GAME

Opponent	Date	Score	W	Total		3-Pointers		Free throws		Rebounds										
				FG-FGA	PCT	3FG-3FGA	PCT	FT-FTA	PCT	OFF	DEF	TOT	AVG	PF	A	TO	BLK	STL	PTS	AVG
Evansville	11/05/2024	80-63	W	26-57	.456	9-24	.375	19-24	.792	15	24	39	39.0	11	12	10	0	10	80	80.0
Wayland Baptist	11/07/2024	80-38	W	27-59	.458	9-19	.474	17-24	.708	16	33	49	44.0	7	14	12	2	12	80	80.0
at Minnesota	11/13/2024	54-51	W	20-53	.377	5-17	.294	9-16	.563	13	24	37	41.7	20	9	8	2	7	54	71.3
at McNeese	11/18/2024	61-68	L	17-54	.315	8-22	.364	19-23	.826	16	21	37	40.5	23	8	15	2	9	61	68.8
Texas Wesleyan	11/21/2024	73-66	W	26-53	.491	6-22	.273	15-19	.789	10	18	28	38.0	9	8	10	1	10	73	69.6
Oregon St.	11/25/2024	58-55	W	18-48	.375	8-25	.320	14-21	.667	9	15	24	35.7	14	12	9	4	14	58	67.7
vs UNI	11/28/2024	68-48	W	25-50	.500	9-17	.529	9-11	.818	3	30	33	35.3	10	9	12	1	10	68	67.7
vs Utah St.	11/29/2024	57-61	L	22-61	.361	7-30	.233	6-9	.667	11	19	30	34.6	17	11	9	5	12	57	66.4
at High Point	12/06/2024	71-76	L	21-50	.420	7-14	.500	22-27	.815	8	17	25	33.6	25	10	14	2	9	71	66.9
Mississippi Val.	12/18/2024	83-42	W	30-47	.638	8-19	.421	15-21	.714	8	21	29	33.1	13	15	11	2	8	83	68.5
App State	12/20/2024	68-64	W	24-48	.500	5-20	.250	15-19	.789	13	17	30	32.8	14	11	12	3	8	68	68.5
Houston Christian	12/22/2024	62-46	W	24-51	.471	6-18	.333	8-11	.727	11	26	37	33.2	15	9	10	2	4	62	67.9
UAB	12/31/2024	78-75	W	22-50	.440	9-21	.429	25-26	.962	8	18	26	32.6	16	7	9	1	11	78	68.7
at Memphis	01/05/2025	64-68	L	22-51	.431	4-18	.222	16-21	.762	12	18	30	32.4	21	11	16	3	7	64	68.4
Rice	01/08/2025	81-59	W	27-49	.551	11-20	.550	16-17	.941	5	26	31	32.3	15	10	4	2	6	81	69.2
at East Carolina	01/14/2025	69-60	W	21-46	.457	8-17	.471	19-25	.760	10	24	34	32.4	12	12	12	1	5	69	69.2
at UTSA	01/18/2025	72-57	W	22-45	.489	9-19	.474	19-22	.864	11	26	37	32.7	11	13	16	4	5	72	69.4
Temple	01/22/2025	76-67	W	25-51	.490	3-12	.250	23-34	.676	9	29	38	33.0	13	6	7	8	3	76	69.7
Fla. Atlantic	01/26/2025	77-64	W	29-55	.527	7-15	.467	12-21	.571	11	21	32	32.9	13	10	5	2	8	77	70.1
at Wichita St.	01/29/2025	58-54	W	22-55	.400	3-12	.250	11-11	1.000	13	25	38	33.2	13	8	11	3	7	58	69.5
UTSA	02/01/2025	50-54	L	18-47	.383	3-17	.176	11-13	.846	10	24	34	33.2	16	7	16	2	7	50	68.6
at UAB	02/03/2025	61-64	L	25-52	.481	4-10	.400	7-11	.636	8	21	29	33.0	14	9	15	1	8	61	68.2
Tulane	02/08/2025	76-66	W	25-53	.472	11-24	.458	15-19	.789	14	25	39	33.3	17	12	7	3	2	76	68.6
at Rice	02/11/2025	67-61	W	24-55	.436	9-27	.333	10-14	.714	10	20	30	33.2	15	17	5	1	8	67	68.5
Tulsa	02/19/2025	63-44	W	22-53	.415	4-20	.200	15-21	.714	9	30	39	33.4	17	10	8	1	9	63	68.3
Total		1707		584-1293	.452	172-479	.359	367-480	.765	263	572	835	33.4	371	260	263	58	199	1707	68.3
Opponents		1471		497-1207	.412	146-477	.306	331-450	.736	195	506	701	28.0	404	237	311	70	154	1471	58.8

North Texas Averages

Games Played	Points/game	FG Pct	3FG Pct	FT Pct	Rebounds/game	Assists/game	Turnovers/game	Assist/Turnover ratio	Steals/game	Blocks/game
25	68.3	45.2	35.9	76.5	33.4	10.4	10.5	1.0	8.0	2.3

TEAM GAME-BY-GAME (FIRST HALF ONLY)

Opponent	Date	Score	W	Total		3-Pointers		Free throws		Rebounds				PF	A	TO	BLK	STL	PTS	AVG
				FG-FGA	PCT	3FG-3FGA	PCT	FT-FTA	PCT	OFF	DEF	TOT	AVG							
Evansville	11/05/2024	80-63	W	16-34	.471	8-17	.471	2-2	1.000	8	14	22	22.0	4	9	5	0	6	42	42.0
Wayland Baptist	11/07/2024	80-38	W	12-30	.400	4-11	.364	3-7	.429	7	19	26	24.0	3	5	7	0	4	31	36.5
at Minnesota	11/13/2024	54-51	W	7-26	.269	2-10	.200	7-9	.778	5	14	19	22.3	8	2	2	1	6	23	32.0
at McNeese	11/18/2024	61-68	L	6-24	.250	3-12	.250	4-4	1.000	8	10	18	21.3	5	4	10	2	2	19	28.8
Texas Wesleyan	11/21/2024	73-66	W	12-29	.414	5-17	.294	3-3	1.000	7	8	15	20.0	5	6	7	0	5	32	29.4
Oregon St.	11/25/2024	58-55	W	8-25	.320	4-13	.308	6-9	.667	5	10	15	19.2	6	6	4	2	7	26	28.8
vs UNI	11/28/2024	68-48	W	14-27	.519	6-10	.600	0-0	.000	2	17	19	19.1	3	5	7	1	3	34	29.6
vs Utah St.	11/29/2024	57-61	L	10-31	.323	5-17	.294	0-0	.000	5	12	17	18.9	4	7	5	3	7	25	29.0
at High Point	12/06/2024	71-76	L	12-30	.400	5-9	.556	2-2	1.000	6	11	17	18.7	5	7	8	1	6	31	29.2
Mississippi Val.	12/18/2024	83-42	W	13-21	.619	5-11	.455	5-8	.625	4	10	14	18.2	5	7	7	1	2	36	29.9
App State	12/20/2024	68-64	W	13-25	.520	5-11	.455	2-5	.400	6	8	14	17.8	8	8	6	0	4	33	30.2
Houston Christian	12/22/2024	62-46	W	13-28	.464	2-8	.250	2-2	1.000	4	14	18	17.8	7	3	4	1	2	30	30.2
UAB	12/31/2024	78-75	W	9-25	.360	5-12	.417	8-8	1.000	2	8	10	17.2	9	6	7	1	7	31	30.2
at Memphis	01/05/2025	64-68	L	10-23	.435	4-13	.308	8-9	.889	4	9	13	16.9	10	7	8	2	3	32	30.4
Rice	01/08/2025	81-59	W	15-25	.600	6-11	.545	6-7	.857	3	12	15	16.8	6	7	3	1	4	42	31.1
at East Carolina	01/14/2025	69-60	W	12-25	.480	3-8	.375	0-0	.000	4	11	15	16.7	5	6	9	0	1	27	30.9
at UTSA	01/18/2025	72-57	W	15-25	.600	7-13	.538	3-4	.750	3	14	17	16.7	5	9	4	2	3	40	31.4
Temple	01/22/2025	76-67	W	11-26	.423	0-9	.000	5-6	.833	4	16	20	16.9	6	0	5	3	2	27	31.2
Fla. Atlantic	01/26/2025	77-64	W	10-26	.385	2-5	.400	5-10	.500	7	10	17	16.9	5	3	5	2	4	27	30.9
at Wichita St.	01/29/2025	58-54	W	11-24	.458	1-5	.200	7-7	1.000	4	13	17	16.9	5	4	8	1	4	30	30.9
UTSA	02/01/2025	50-54	L	5-22	.227	0-11	.000	3-3	1.000	6	14	20	17.0	8	2	11	2	1	13	30.0
at UAB	02/03/2025	61-64	L	13-27	.481	2-5	.400	3-5	.600	5	10	15	17.0	6	6	10	1	6	31	30.1
Tulane	02/08/2025	76-66	W	12-26	.462	8-12	.667	7-10	.700	7	14	21	17.1	5	8	3	1	2	39	30.5
at Rice	02/11/2025	67-61	W	12-25	.480	3-11	.273	4-6	.667	4	12	16	17.1	4	8	3	1	3	31	30.5
Tulsa	02/19/2025	63-44	W	10-26	.385	3-13	.231	7-9	.778	5	15	20	17.2	9	5	4	0	6	30	30.5
Total		762		281-655	.429	98-274	.358	102-135	.756	125	305	430	17.2	146	140	152	29	100	762	30.5
Opponents		656		230-600	.383	69-249	.277	127-174	.730	89	268	357	14.3	149	104	159	29	90	656	26.2

North Texas Averages

Games Played	Points/game	FG Pct	3FG Pct	FT Pct	Rebounds/game	Assists/game	Turnovers/game	Assist/Turnover ratio	Steals/game	Blocks/game
25	30.5	42.9	35.8	75.6	17.2	5.6	6.1	0.9	4.0	1.2

TEAM GAME-BY-GAME (SECOND HALF ONLY)

Opponent	Date	Score	W	Total		3-Pointers		Free throws		Rebounds				PF	A	TO	BLK	STL	PTS	AVG
				FG-FGA	PCT	3FG-3FGA	PCT	FT-FTA	PCT	OFF	DEF	TOT	AVG							
Evansville	11/05/2024	80-63	W	10-23	.435	1-7	.143	17-22	.773	7	10	17	17.0	7	3	5	0	4	38	38.0
Wayland Baptist	11/07/2024	80-38	W	15-29	.517	5-8	.625	14-17	.824	9	14	23	20.0	4	9	5	2	8	49	43.5
at Minnesota	11/13/2024	54-51	W	13-27	.481	3-7	.429	2-7	.286	8	10	18	19.3	12	7	6	1	1	31	39.3
at McNeese	11/18/2024	61-68	L	11-30	.367	5-10	.500	15-19	.789	8	11	19	19.3	18	4	5	0	7	42	40.0
Texas Wesleyan	11/21/2024	73-66	W	14-24	.583	1-5	.200	12-16	.750	3	10	13	18.0	4	2	3	1	5	41	40.2
Oregon St.	11/25/2024	58-55	W	10-23	.435	4-12	.333	8-12	.667	4	5	9	16.5	8	6	5	2	7	32	38.8
vs UNI	11/28/2024	68-48	W	11-23	.478	3-7	.429	9-11	.818	1	13	14	16.1	7	4	5	0	7	34	38.1
vs Utah St.	11/29/2024	57-61	L	12-30	.400	2-13	.154	6-9	.667	6	7	13	15.8	13	4	4	2	5	32	37.4
at High Point	12/06/2024	71-76	L	9-20	.450	2-5	.400	20-25	.800	2	6	8	14.9	20	3	6	1	3	40	37.7
Mississippi Val.	12/18/2024	83-42	W	17-26	.654	3-8	.375	10-13	.769	4	11	15	14.9	8	8	4	1	6	47	38.6
App State	12/20/2024	68-64	W	11-23	.478	0-9	.000	13-14	.929	7	9	16	15.0	6	3	6	3	4	35	38.3
Houston Christian	12/22/2024	62-46	W	11-23	.478	4-10	.400	6-9	.667	7	12	19	15.3	8	6	6	1	2	32	37.8
UAB	12/31/2024	78-75	W	13-25	.520	4-9	.444	17-18	.944	6	10	16	15.4	7	1	2	0	4	47	38.5
at Memphis	01/05/2025	64-68	L	12-28	.429	0-5	.000	8-12	.667	8	9	17	15.5	11	4	8	1	4	32	38.0
Rice	01/08/2025	81-59	W	12-24	.500	5-9	.556	10-10	1.000	2	14	16	15.5	9	3	1	1	2	39	38.1
at East Carolina	01/14/2025	69-60	W	9-21	.429	5-9	.556	19-25	.760	6	13	19	15.8	7	6	3	1	4	42	38.3
at UTSA	01/18/2025	72-57	W	7-20	.350	2-6	.333	16-18	.889	8	12	20	16.0	6	4	12	2	2	32	37.9
Temple	01/22/2025	76-67	W	14-25	.560	3-3	1.000	18-28	.643	5	13	18	16.1	7	6	2	5	1	49	38.6
Fla. Atlantic	01/26/2025	77-64	W	19-29	.655	5-10	.500	7-11	.636	4	11	15	16.1	8	7	0	0	4	50	39.2
at Wichita St.	01/29/2025	58-54	W	11-31	.355	2-7	.286	4-4	1.000	9	12	21	16.3	8	4	3	2	3	28	38.6
UTSA	02/01/2025	50-54	L	13-25	.520	3-6	.500	8-10	.800	4	10	14	16.2	8	5	5	0	6	37	38.5
at UAB	02/03/2025	61-64	L	12-25	.480	2-5	.400	4-6	.667	3	11	14	16.1	8	3	5	0	2	30	38.1
Tulane	02/08/2025	76-66	W	13-27	.481	3-12	.250	8-9	.889	7	11	18	16.2	12	4	4	2	0	37	38.1
at Rice	02/11/2025	67-61	W	12-30	.400	6-16	.375	6-8	.750	6	8	14	16.1	11	9	2	0	5	36	38.0
Tulsa	02/19/2025	63-44	W	12-27	.444	1-7	.143	8-12	.667	4	15	19	16.2	8	5	4	1	3	33	37.8
Total		945		303-638	.475	74-205	.361	265-345	.768	138	267	405	16.2	225	120	111	29	99	945	37.8
Opponents		815		267-607	.440	77-228	.338	204-276	.739	106	238	344	13.8	255	133	152	41	64	815	32.6

North Texas Averages

Games Played	Points/game	FG Pct	3FG Pct	FT Pct	Rebounds/game	Assists/game	Turnovers/game	Assist/Turnover ratio	Steals/game	Blocks/game
25	37.8	47.5	36.1	76.8	16.2	4.8	4.4	1.1	4.0	1.2

0



TYRAN MASON
6-6 • 195
FR. • G
VICHY, FRANCE
(PLANO HS)

Honors

- Led all DFW prep players in 2023-24 in scoring (25.3 ppg)
- Set the Plano HS single season scoring record (25.3 ppg) in 2023-24
- Two-time District Offensive MVP
- 2024 Dallas Morning News Third Team All-Area
- 2024 McDonald's All-American nominee

High School: Graduated from Plano High School in 2024...Rated a 3-star prospect per 247Sports...Chose UNT over Louisiana Tech, UT Arlington, Middle Tennessee, Chattanooga, Longwood, Stephen F. Austin and Montana State among others...A two-time district offensive MVP and first team all-district selection...A two-time Academic All District...As a senior he led all DFW Area boys basketball in scoring average (25.3 ppg)... As a senior he averaged 25.3 points per game, 7.5 rebounds per game and 1.4 assists per game...Set the Plano HS single-season scoring average record his senior season (25.3 ppg)...A 2024 Dallas Morning News Third Team All-Area Selection...Led Plano HS to a 64-47 win over the nation's No. 23 ranked Lake Travis with a 25-point performance...Led Plano HS to a win over the state's No. 11 ranked Lewisville with 27 points and 14 rebounds...A 2024 McDonald's High School All American nominee...Ended his high school career with a 40-point performance in a 76-59 win over rival Plano West...Played for Tyrese Maxey's AAU team Max Levels Elite

Personal: Was born in Vichy, France... Father played professional basketball in France and collegiate at SMU

CAREER HIGHS

Points _____ 8, Mississippi Valley State (12/18/24)
Rebounds _____ 2, Wayland Baptist (11/7/24)
Field Goals _____ 3, Mississippi Valley State (12/18/24)
Field Goals Att. _____ 6, Mississippi Valley State (12/18/24)
3-Pt. Field Goals _____ 1, Mississippi Valley State (12/18/24)
3-Pt. Field Goals Att. _____ 1, (2x)
Free Throws _____ 2(2x), last vs Rice (1/8/25)
Free Throws Att. _____ 4, Mississippi Valley State (12/18/24)
Assists _____ 2, Mississippi Valley State (12/18/24)
Blocks _____ N/A
Steals _____ 1, Mississippi Valley State (12/18/24)
Minutes _____ 14, Wayland Baptist (11/7/24)

MASON MISCELLANEOUS STATS

	2024-25	Career
Games with 10+ Pts	0	0
Games with 20+ Pts	0	0
Games 5+ 3s	0	0
Games with 5+ Reb	0	0
Games with 10+ Reb	0	0
Games with 5+ Ast	0	0
Games with 10+ Ast	0	0
Games with 5+ Blk	0	0
Games with 5+ Stl	0	0
Double-Doubles	0	0

2024-25 MASON'S GAME-BY-GAME

#0 MASON, Tyran

Opponent	Date	GS	MIN	Total		3-Pointers		Free throws		Rebounds			PF	A	TO	BLK	STL	PTS	AVG	
				FG-FGA	PCT	3FG-3FGA	PCT	FT-FTA	PCT	OFF	DEF	TOT								AVG
Wayland Baptist	11/07/2024		12:48	2-6	.333	0-0	.000	2-3	.667	0	2	2	2.0	0	0	1	0	0	6	6.0
Texas Wesleyan	11/21/2024		01:28	0-1	.000	0-1	.000	0-0	.000	0	0	0	1.0	0	0	0	0	0	0	3.0
Mississippi Val.	12/18/2024		12:23	3-4	.750	1-1	1.000	1-4	.250	0	0	0	0.7	0	2	0	0	1	8	4.7
Rice	01/08/2025		03:00	0-0	.000	0-0	.000	2-2	1.000	0	2	2	1.0	2	0	0	0	0	2	4.0
Totals			0 29:39	5-11	.455	1-2	.500	5-9	.556	0	4	4	1.0	2	2	1	0	1	16	4.0

Player Averages

Games Played	Minutes/game	Points/game	FG Pct	3FG Pct	FT Pct	Rebounds/game	Assists/game	Turnovers/game	Assist/Turnover ratio	Steals/game	Blocks/game
4	7.4	4.0	45.5	50.0	55.6	1.0	0.5	0.3	2.0	0.3	0.0

TYRAN MASON'S CAREER STATS

SEASON	TEAM	GP-GS	MIN/AVG	Field Goals		3-Point		F-Throws		Rebounds				Scoring						
				FG-FGA	FG%	3FG-3FGA	3FG%	FT-FTA	FT%	OFF	DEF	TOT	AVG	PF-FO	A	TO	BLK	STL	PTS	AVG
2024-25	UNT	4-0	30/7.4	5-11	.455	1-2	.500	5-9	.556	0	4	4	1.0	2-0	2	1	0	1	16	4.0
TOTAL		4-0	30/7.4	5-11	.455	1-2	.500	5-9	.556	0	4	4	1.0	2-0	2	1	0	1	16	4.0

1



LATRELL JOSSELL

6-1 • 175

Sr. • G

CHICAGO, IL

(KELLER CENTRAL HS)

2023-24 (SFA): Played in 30 games and made 29 starts for SFA... Averaged 12.9 points, 2.0 rebounds and 2.3 assists per game... Led SFA in scoring (380), 3-pointers (52), steals (38) and made free throws (103)... He scored in double figures 20 times, including 14 of final 15 games... He had five 20-point games... Scored a season-high 24 points and had a season-high seven assists in a 92-84 win over UTRGV on Feb. 8... He scored 23 points and was 5-of-5 from deep versus Cal Baptist on Jan. 27... Led SFA to a 18-win season... SFA reached the quarterfinal round of the 2024 Western Athletic Conference Tournament after defeating Abilene Christian, 60-57, in the first round... Jossell led SFA in its first round WAC Tournament win with 17 points, three assists and two steals... Went 15-15 at the free throw line and finished with 20 points in a 84-71 win over Utah Tech on March 9

2022-23 (SFA): Played in 28 games and made 26 starts... Averaged 11.8 points, 2.5 assists and 1.7 rebounds per game... Made a team-high 70 3-pointers and shot 42.2 percent from deep... Was SFA's leading free throw shooter at 83.6 percent (46-55)... Was SFA's second-leading scorer (11.8 ppg), second in assists (2.5 apg) and second in steals (1.3 spg)... Helped lead SFA to a 19-win season and a 11-7 record in league play... Scored a season-high 21 points and had a season-high six assists versus Furman on Dec. 17... Scored 15 or more points nine times... Made six 3-pointers (6-11) versus Furman on Dec. 17

2021-22 (SFA): Played in 32 games and made 21 starts... Averaged 9.2 points, 1.6 rebounds and 1.4 assists per game... Made a team-high 70 3-pointers at a 37.0 percent clip... Shot a team-leading 90.2 percent at the free throw line (46-51)... Scored a season-high 28 points versus ULM on Dec. 14... Scored 23 points in a win over Lamar on Jan. 17... Had 32 steals on the year... Averaged 25.3 minutes per game... Made a season-high seven 3-pointers (7-10) on Dec. 14 versus ULM... Had five assists versus UTRGV on Jan. 11... Scored in double figures 12 times

2020-21: Played in 10 games, including five conference games... Played in the NCAA Tournament versus USC

High School: Graduated from Keller Central High School (TX) in 2020... Family moved from Chicago to Keller, Texas... Made 204 career high school 3-pointers... Dished out 207 career assists in high school... Had 194 career steals in high school... Played for Marcus Smart's YCG36 AAU team with future Kansas teammate Jalen Wilson... Missed most of his senior year due to injury... As a junior he averaged 18.9 points, 3.1 rebounds and 2.5 assists per game.

CAREER HIGHS

Points _____ 28, ULM (12/14/21)
 Rebounds _____ 7, Abilene Christian (2/17/24)
 Field Goals _____ 9, ULM (12/14/21)
 Field Goals Att. _____ 24, at California Baptist (2/29/24)
 3-Pt. Field Goals _____ 7, ULM (12/14/21)
 3-Pt. Field Goals Att. _____ 11 (2x)
 Free Throws _____ 15, Utah Tech (3/9/24)
 Free Throws Att. _____ 15, Utah Tech (3/9/24)
 Assists _____ 7, UTRGV (2/8/24)
 Blocks _____ 2, at Wyoming (12/9/23)
 Steals _____ 5, at California Baptist (2/29/24)
 Minutes _____ 42, at California Baptist (2/29/24)

JOSSELL MISCELLANEOUS STATS

	20-21	21-22	22-23	23-24	24-25	Career
Games with 10+ Pts	0	12	19	21	6	58
Games with 20+ Pts	0	2	1	5	2	10
Games 5+ 3s	0	2	4	1	2	9
Games with 5+ Reb	0	0	1	1	0	2
Games with 10+ Reb	0	0	0	0	0	0
Games with 5+ Ast	0	1	5	4	2	12
Games with 10+ Ast	0	0	0	0	0	0
Games with 5+ Blk	0	0	0	0	0	0
Games with 5+ Stl	0	0	0	1	0	1
Double-Doubles	0	0	0	0	0	0

2024-25 JOSSELL GAME-BY-GAME

#1 JOSSELL, Latrell

Opponent	Date	GS	MIN	Total		3-Pointers		Free throws		Rebounds			PF	A	TO	BLK	STL	PTS	AVG	
				FG-FGA	PCT	3FG-3FGA	PCT	FT-FTA	PCT	OFF	DEF	TOT								
Evansville	11/05/2024		26:46	2-9	.222	0-5	.000	3-5	.600	1	1	2	2	0	1	3	0	1	7	7.0
Wayland Baptist	11/07/2024		23:31	4-10	.400	4-8	.500	0-0	.000	0	1	1	1.5	0	1	1	0	2	12	9.5
at Minnesota	11/13/2024		12:01	1-3	.333	1-3	.333	2-3	.667	0	0	1	0	4	2	0	0	0	5	8.0
at McNeese	11/18/2024		13:45	3-7	.429	3-6	.500	1-1	1.000	0	1	1	1.0	5	1	1	0	2	10	8.5
Texas Wesleyan	11/21/2024		28:56	1-8	.125	1-6	.167	1-2	.500	1	3	4	1.6	2	0	1	0	2	4	7.6
Oregon St.	11/25/2024		28:55	5-9	.556	3-7	.429	2-4	.500	0	0	0	1.3	1	2	1	0	2	15	8.8
vs UNI	11/28/2024		31:16	4-9	.444	1-2	.500	6-6	1.000	0	2	2	1.4	0	0	1	0	1	15	9.7
vs Utah St.	11/29/2024		22:32	0-4	.000	0-3	.000	0-0	.000	0	0	0	1.3	5	3	3	0	2	0	8.5
at High Point	12/06/2024		31:48	6-11	.545	5-6	.833	4-4	1.000	0	0	0	1.1	2	2	1	0	2	21	9.9
Mississippi Val.	12/18/2024		23:40	2-5	.400	1-4	.250	0-0	.000	0	2	2	1.2	2	5	3	0	2	5	9.4
App State	12/20/2024		29:58	2-8	.250	1-5	.200	0-0	.000	0	1	1	1.2	1	3	1	0	2	5	9.0
Houston Christian	12/22/2024		15:14	1-6	.167	1-5	.200	0-0	.000	0	1	1	1.2	4	0	0	0	1	3	8.5
UAB	12/31/2024		21:03	7-11	.636	6-9	.667	0-0	.000	0	0	0	1.1	2	0	2	0	4	20	9.4
at Memphis	01/05/2025		25:27	0-6	.000	0-5	.000	0-0	.000	2	1	3	1.2	4	2	2	1	1	0	8.7
Rice	01/08/2025		29:50	3-8	.375	1-4	.250	0-0	.000	0	3	3	1.3	0	2	0	0	1	7	8.6
at East Carolina	01/14/2025		21:19	1-3	.333	1-2	.500	2-3	.667	0	0	0	1.3	3	3	1	0	1	5	8.4
at UTSA	01/18/2025		15:50	1-5	.200	0-3	.000	2-2	1.000	1	0	1	1.2	2	2	0	0	1	4	8.1
Temple	01/22/2025		17:07	1-4	.250	0-1	.000	3-3	1.000	0	2	2	1.3	0	1	0	0	0	5	7.9
Fla. Atlantic	01/26/2025		20:06	3-8	.375	2-5	.400	0-0	.000	0	0	0	1.2	0	2	1	0	1	8	7.9
at Wichita St.	01/29/2025		19:16	2-5	.400	0-2	.000	0-0	.000	0	1	1	1.2	3	0	1	0	1	4	7.8
UTSA	02/01/2025		18:54	0-6	.000	0-5	.000	0-0	.000	0	1	1	1.2	1	1	0	0	0	0	7.4
at UAB	02/03/2025		13:56	1-2	.500	0-0	.000	1-3	.333	0	0	0	1.1	0	3	1	0	0	3	7.2
Tulane	02/08/2025		22:26	3-6	.500	3-6	.500	0-0	.000	0	1	1	1.1	1	1	0	0	0	9	7.3
at Rice	02/11/2025		27:58	3-9	.333	1-5	.200	0-0	.000	2	0	2	1.2	0	5	0	0	3	7.3	
Tulsa	02/19/2025		21:45	2-9	.222	1-7	.143	0-0	.000	0	2	2	1.2	4	0	0	0	0	5	7.2
Totals			0 563:20	58-171	.339	36-114	.316	27-36	.750	7	23	30	1.2	47	44	21	1	32	179	7.2

Player Averages

Games Played	Minutes/game	Points/game	FG Pct	3FG Pct	FT Pct	Rebounds/game	Assists/game	Turnovers/game	Assist/Turnover ratio	Steals/game	Blocks/game
25	22.5	7.2	33.9	31.6	75.0	1.2	1.8	0.8	2.1	1.3	0.0

LATRELL JOSSELL'S CAREER STATS

SEASON	TEAM	GP-GS	MIN/AVG	Field Goals		3-Point		F-Throws		Rebounds				Scoring						
				FG-FGA	FG%	3FG-3FGA	3FG%	FT-FTA	FT%	OFF	DEF	TOT	AVG	PF-FO	A	TO	BLK	STL	PTS	AVG
2020-21	KU	10-0	26/2.6	4-9	.444	3-8	.375	2-2	1.000	0	2	2	0.2	3-0	1	1	0	2	13	1.3
2021-22	SFA	32-21	813/25.4	89-239	.372	70-189	.370	46-51	.902	4	47	51	1.6	78-2	44	41	0	32	294	9.2
2022-23	SFA	28-26	804/28.7	107-249	.430	70-166	.422	46-55	.836	7	40	47	1.7	72-3	71	46	0	35	330	11.8
2023-24	SFA	30-29	824/27.5	116-286	.406	52-139	.374	103-124	.831	11	49	60	2.0	68-3	70	68	5	48	387	12.9
2024-25	UNT	25-0	563/22.5	58-171	.339	36-114	.316	27-36	.750	7	23	30	1.2	47-2	44	21	1	32	179	7.2
TOTAL FOR UNT		25-0	563/22.5	58-171	.339	36-114	.316	27-36	.750	7	23	30	1.2	47-2	44	21	1	32	179	7.2
TOTAL		125-76	3030/24.2	374-954	.392	231-616	.375	224-268	.836	29	161	190	1.5	268-10	230	177	6	149	1203	9.6

2



JOHNATHAN MASSIE
6-6 • 195
Sr. • G
HOUSTON, TX
(LEGACY HS)

2023-24 (Longwood): Played in 34 games and made 16 starts for the 21-win Longwood Lancers...Averaged 11.3 points, 5.2 rebounds and 1.8 assists per game...Led Longwood to the 2024 Big South Tournament championship and the 2024 NCAA Tournament...Was Longwood's second-leading points per game scorer and third-leading rebounder...Knocked down 37 3-pointers, which was the second-most on the team...Was second on the team in steals with 40...Scored in double figures 19 times, including a career-high 31 points versus Winthrop on Feb. 10 to lead his team to an 84-74 win...Massie had eight or more rebounds eight times and had a season-high 12 rebounds versus Charleston Southern on Jan. 6 in a 21-point win...Led Longwood in free throws as he knocked down 104 on the year...In the NCAA Tournament against No. 1 seed Houston, he scored a team-high 10 points on 3-of-5 shooting...In the Big South Tournament title game, Massie scored 11 points in 19 minutes on 5-of-7 shooting

2022-23 (McNeese): Played in 34 games and made 31 starts as a sophomore at McNeese...Averaged 10.5 points, 4.6 rebounds and 2.7 assists per game...Scored in double figures 21 times, including a season-high 24 points at Southeastern Louisiana on Feb. 25...Led McNeese to the Southland Conference Tournament championship game...In the SLC Tournament title game, Massie scored 18 points and had six rebounds...Scored 20 points versus Texas A&M Corpus Christi on Feb. 18...Was second on the team in total rebounds (157), second on the team in total assists (93), third on the team in total points (357) and third on the team in total steals (45)...Made a team-high 102 free throws and shot a team-high 82.3 percent at the line

2021-22 (McNeese): Played in 31 games and made 25 starts as a freshman at McNeese State...Named the 2022 Southland Conference Freshman of the Year...Averaged 5.5 points, 3.2 rebounds, 2.2 assists and 1.1 steals per game...Was second on the team in total assists with 67 and third on the team in total steals with 35...Scored in double figures three times with a season-high 12 points against Northwestern State on Feb. 5...Dished out six assists three different times, including in consecutive games on Feb. 5 versus Northwestern State and on Feb. 10 at Southeastern Louisiana

High School: A 2021 graduate of Legacy School of Sport and Science in Spring, Texas, where he was teammates with former UNT wing Aaron Scott and current UNT guard Ma'Syn Howell...Was the No. 9 ranked player in the Greater Houston Area by On The Radar and the No. 14 ranked player by Type

CAREER HIGHS

Points _____ 31, Winthrop (2/10/24)
Rebounds _____ 12, Charleston Southern (1/6/24)
Field Goals _____ 8, Winthrop (2/10/24)
Field Goals Att. _____ 17 (2x)
3-Pt. Field Goals _____ 3 (5x)
3-Pt. Field Goals Att. _____ 9 (2x)
Free Throws _____ 12, Winthrop (2/10/24)
Free Throws Att. _____ 13 (3x)
Assists _____ 8, Texas A&M Commerce (3/5/23)
Blocks _____ 3, Bethune Cookman (11/26/23)
Steals _____ 5, at Milwaukee (12/13/23)
Minutes _____ 41 (2x)

MASSIE MISCELLANEOUS STATS

	2021-22	2022-23	2023-24	2024-25	Career
Games with 10+ Pts	3	21	19	9	52
Games with 20+ Pts	0	2	4	0	6
Games 5+ 3s	0	0	0	0	0
Games with 5+ Reb	7	17	18	12	54
Games with 10+ Reb	0	1	2	0	3
Games with 5+ Ast	4	7	3	1	15
Games with 10+ Ast	0	0	0	0	0
Games with 5+ Blk	0	0	0	0	0
Games with 5+ Stl	0	0	1	0	1
Double-Doubles	0	0	1	0	1

2024-25 MASSIE'S GAME-BY-GAME

#2 MASSIE, Johnathan

Opponent	Date	GS	MIN	FG-FGA	PCT	3FG-3FGA	PCT	FT-FTA	PCT	OFF	DEF	TOT	AVG	PF	A	TO	BLK	STL	PTS	AVG
Evansville	11/05/2024	21:40	6-11	545	1-3	.333	5-6	.833	4	4	8	8.0	0	1	0	0	0	18	18.0	
Wayland Baptist	11/07/2024	17:24	2-5	400	1-1	1.000	2-3	.667	3	5	8	8.0	0	0	1	0	0	7	12.5	
at Minnesota	11/13/2024	29:27	3-13	231	0-3	.000	0-1	.000	1	5	6	7.3	0	0	0	1	0	6	10.3	
at McNeese	11/18/2024	24:19	2-7	286	1-2	.500	5-6	.833	5	3	8	7.5	3	0	2	1	3	10	10.3	
Texas Wesleyan	11/21/2024	23:40	4-7	571	0-1	.000	2-2	1.000	1	2	3	6.6	1	0	0	0	2	10	10.2	
Oregon St.	11/25/2024	24:59	4-10	400	1-3	.333	5-7	.714	0	2	2	5.8	0	3	0	1	0	14	10.8	
vs UNI	11/28/2024	13:50	0-3	.000	0-1	.000	0-0	.000	0	5	5	5.7	1	0	2	0	1	0	9.3	
vs Utah St.	11/29/2024	20:32	2-6	333	0-1	.000	1-1	1.000	1	2	3	5.4	0	3	0	0	1	5	8.8	
at High Point	12/06/2024	23:18	1-6	167	0-2	.000	5-6	.833	1	2	3	5.1	1	1	0	0	1	7	8.6	
Mississippi Val.	12/08/2024	20:45	3-4	750	1-2	.500	5-6	.833	1	5	6	5.2	1	0	2	0	3	12	8.9	
App State	12/20/2024	17:31	2-3	667	0-1	.000	3-3	1.000	2	3	5	5.2	3	0	2	0	2	7	8.7	
Houston Christian	12/22/2024	28:04	5-8	625	2-2	1.000	2-2	1.000	0	3	3	5.0	3	2	1	1	1	14	9.2	
UAB	12/31/2024	23:02	3-5	600	0-1	.000	5-5	1.000	0	2	2	4.8	2	0	2	0	2	11	9.3	
at Memphis	01/05/2025	17:49	1-7	143	0-3	.000	2-2	1.000	1	3	4	4.7	0	0	0	0	1	4	8.9	
Rice	01/08/2025	18:50	3-4	750	2-2	1.000	0-0	.000	0	5	5	4.7	0	0	1	0	1	8	8.9	
at East Carolina	01/14/2025	14:13	1-2	500	0-0	.000	2-2	1.000	0	2	2	4.6	3	2	2	0	1	4	8.6	
at UTSA	01/18/2025 *	33:16	2-5	400	1-3	.333	5-6	.833	4	3	7	4.7	2	4	3	0	0	10	8.6	
Temple	01/22/2025	25:29	3-5	600	1-2	.500	6-8	.750	1	6	7	4.8	1	0	2	0	1	13	8.9	
Fla. Atlantic	01/26/2025	25:50	2-5	400	0-1	.000	2-5	.400	1	3	4	4.8	1	0	1	0	1	6	8.7	
at Wichita St.	01/29/2025	22:54	1-3	333	0-0	.000	2-2	1.000	2	6	8	5.0	1	0	2	0	1	4	8.5	
UTSA	02/01/2025	19:47	1-3	333	0-1	.000	0-0	.000	2	1	3	4.9	3	0	3	0	0	2	8.2	
at UAB	02/03/2025	27:08	4-8	500	1-1	1.000	0-2	.000	0	4	4	4.8	2	0	1	0	3	9	8.2	
Tulane	02/08/2025	26:54	5-10	500	3-5	.600	0-2	.000	2	5	7	4.9	2	1	1	0	1	13	8.4	
at Rice	02/11/2025	26:29	2-6	333	0-3	.000	2-4	.500	0	4	4	4.9	1	5	1	0	3	6	8.3	
Totals		1 547:09	62-146	.425	15-44	.341	61-81	.753	32	85	117	4.9	31	21	30	5	28	200	8.3	

Player Averages

Games Played	Minutes/game	Points/game	FG Pct	3FG Pct	FT Pct	Rebounds/game	Assists/game	Turnovers/game	Assist/Turnover ratio	Steals/game	Blocks/game
24	22.8	8.3	42.5	34.1	75.3	4.9	0.9	1.3	0.7	1.2	0.2

JOHNATHAN MASSIE'S CAREER STATS

SEASON	TEAM	GP-GS	MIN/AVG	Field Goals		3-Point		F-Throws		Rebounds				Scoring						
				FG-FGA	FG%	3FG-3FGA	3FG%	FT-FTA	FT%	OFF	DEF	TOT	AVG	PF-FO	A	TO	BLK	STL	PTS	AVG
2021-22	McN	31-25	743/24.0	60-161	.373	9-50	.180	40-63	.635	33	67	100	3.2	68-0	67	60	10	35	169	5.5
2022-23	McN	34-31	1042/30.7	116-303	.383	23-79	.291	102-124	.823	40	117	157	4.6	69-0	93	98	4	45	357	10.5
2023-24	LWU	34-17	858/25.2	122-326	.374	37-107	.346	104-151	.689	35	141	176	5.2	62-0	62	56	14	40	385	11.3
2024-25	UNT	24-1	547/22.8	62-146	.425	15-44	.341	61-81	.753	32	85	117	4.9	31-0	21	30	5	28	200	8.3
TOTAL FOR UNT		24-1	547/22.8	62-146	.425	15-44	.341	61-81	.753	32	85	117	4.9	31-0	21	30	5	28	200	8.3
TOTAL		123-74	3190/25.9	360-936	.385	84-280	.300	307-419	.733	140	410	550	4.5	230-0	243	244	33	148	1111	9.0

3



JASPER FLOYD
6-3 • 195
Sr. • G
TAMPA, FL
(WHARTON HS)

2023-24 (Fairfield): Played in 37 games and made 35 starts for Fairfield...Averaged 9.5 points, 5.9 rebounds, 4.1 assists and 2.3 steals per game and had a +2.0 assist/turnover ratio...One of just two players in the country to average at least 6.0 rebounds, 4.0 assists and 2.0 steals per game...Led the Stags to the Metro Atlantic Athletic Conference Tournament title game, CBI title game and the program's most single season wins 13 years and second-most in program history (24)...Led Fairfield in assists (153), rebounds (220), and steals (87)..Set the Fairfield single season program record with 87 steals..Scored a season-high 25 points in a four-point road win at Yale on Dec. 6...Had three 20-point games...Had a double-double versus Le Moyne on Dec. 30 with 13 points and 10 rebounds...Had nine assists at Rhode Island on Nov. 9...Had eight or more assists three times...Had a season-high six steals three times...Was second on the team in total minutes as he logged 1,199 total minutes...Shot 38.5 percent from the floor and knocked down 33 3-pointers at a 32.7 percent clip

2022-23 (Hillsborough College): Played in 26 games and made 26 starts...Team captain...Averaged 14.7 points, 7.0 rebounds and 5.0 assists per game...Scored 35 points at State College of Florida, Manatee-Sarasota on Feb. 13...Scored 23 points at Miami Dade College...Had 10 or more rebounds six times, including a season-high 16 rebounds on Feb. 23 Forges Sports Academy... Scored 19 points, grabbed 16 rebounds and had 18 assists on Feb. 23 versus Forges Sports Academy in a 120-75 win...Had eight or more assists three times...Missed eight games to injury

2021-22 (Northwest Florida St. College): Played in 29 games and made 1 start...Helped lead NWF State College to the 2022 NJCAA DI National Championship...In the national championship game he came off the bench and played 16 minutes and scored four points, had four rebounds and had an assist to help lead NWF State to the title...Averaged 2.2 points and 1.5 rebounds per game...Shot 46.2 percent from the floor and 47.4 percent from deep...Scored a season-high 12 points on Dec. 30 versus East Georgia State College...Had a season-high five rebounds versus Trinidad State College on March 14...Had a season-high four assists versus Southern Union State Community College...Played a season-high 20 minutes in the NJCAA National Semifinals in a 68-64 win

High School: Graduated in 2021 from Wharton High School in Tampa, Florida...As a senior led the Wildcats to a 28-3 overall record and a undefeated 10-0 record in district...A three-year letterwinner, Wharton won the district championship his sophomore and senior seasons and finished runner-up his junior year

CAREER HIGHS

Points _____ 25, at Yale (12/6/23)
Rebounds _____ 10 (2x)
Field Goals _____ 9, New Hampshire (11/24/23)
Field Goals Att. _____ 16, New Hampshire (11/24/23)
3-Pt. Field Goals _____ 3 (2x)
3-Pt. Field Goals Att. _____ 7, Seattle U (3/26/24)
Free Throws _____ 8, at Rider (12/3/23)
Free Throws Att. _____ 8, (2X)
Assists _____ 9, at Rhode Island (11/9/23)
Blocks _____ 1 (3x)
Steals _____ 6 (3x)
Minutes _____ 40 (5x)

FLOYD MISCELLANEOUS STATS

	2023-24	2024-25	Career
Games with 10+ Pts	16	5	21
Games with 20+ Pts	3	1	4
Games 5+ 3s	0	0	0
Games with 5+ Reb	30	4	34
Games with 10+ Reb	2	0	2
Games with 5+ Ast	15	9	24
Games with 10+ Ast	0	0	0
Games with 5+ Blk	0	0	0
Games with 5+ Stl	4	0	4
Double-Doubles	1	0	1

2024-25 FLOYD'S GAME-BY-GAME

#3 FLOYD, Jasper

Opponent	Date	GS	MIN	FG-FGA	PCT	3FG-3FGA	PCT	FT-FTA	PCT	OFF	DEF	TOT	AVG	PF	A	TO	BLK	STL	PTS	AVG	
Evansville	11/05/2024	*	31:51	7-11	.636	2-3	.667	7-8	.875	1	2	3	3.0	3	5	2	0	1	23	23.0	
Wayland Baptist	11/07/2024	*	24:02	2-5	.400	0-0	.000	1-2	.500	2	4	6	4.5	2	5	1	0	1	5	14.0	
at Minnesota	11/13/2024	*	33:27	2-7	.286	1-2	.500	2-3	.667	1	2	3	4.0	3	5	2	0	0	7	11.7	
at McNeese	11/18/2024	*	35:18	1-7	.143	1-3	.333	2-4	.500	0	2	2	3.5	4	5	0	1	1	5	10.0	
Texas Wesleyan	11/25/2024	*	27:49	3-7	.429	0-3	.000	2-2	1.000	0	3	3	3.4	0	5	2	0	1	8	9.6	
Oregon St.	11/25/2024	*	24:52	1-4	.250	1-4	.250	1-3	.333	0	1	1	3.0	2	3	4	0	3	4	8.7	
vs UNI	11/28/2024	*	26:54	5-6	.833	1-1	1.000	1-1	1.000	0	2	2	2.9	1	3	2	0	1	12	9.1	
vs Utah St.	11/29/2024	*	28:09	2-10	.200	0-5	.000	4-4	1.000	0	2	2	2.8	2	1	2	0	2	8	9.0	
at High Point	12/05/2024	*	18:33	1-6	.125	0-2	.000	3-4	.750	0	1	1	2.6	5	3	2	0	3	5	8.6	
Mississippi Val.	12/18/2024	*	20:34	3-3	1.000	0-0	.000	0-0	.000	0	1	1	2.4	0	5	2	0	1	6	8.3	
App State	12/20/2024	*	29:49	2-9	.222	0-2	.000	4-4	1.000	0	0	0	2.2	5	5	1	0	2	8	8.3	
Houston Christian	12/22/2024	*	31:44	3-6	.500	1-3	.333	1-2	.500	1	0	1	2.1	0	2	1	0	1	8	8.3	
UAB	12/31/2024	*	29:52	3-6	.500	0-0	.000	2-2	1.000	0	3	3	2.2	2	4	2	0	0	8	8.2	
at Memphis	01/05/2025	*	33:58	5-8	.625	1-1	1.000	0-0	.000	0	2	2	2.1	3	6	5	0	0	11	8.4	
Rice	01/08/2025	*	22:59	4-8	.500	0-0	.000	0-0	.000	0	1	1	2.1	3	1	1	0	1	8	8.4	
at East Carolina	01/14/2025	*	26:36	0-4	.000	0-0	.000	1-2	.500	0	2	2	2.1	2	3	2	0	2	1	7.9	
at UTSA	01/18/2025	*	35:41	1-4	.250	0-0	.000	0-0	.000	0	4	4	2.2	0	6	1	0	0	2	7.6	
Temple	01/22/2025	*	32:14	4-7	.571	0-1	.000	4-7	.571	0	5	5	2.3	4	4	0	0	1	12	7.8	
Fla. Atlantic	01/26/2025	*	27:35	4-7	.571	0-0	.000	1-2	.500	0	0	0	2.2	4	5	1	0	1	9	7.9	
at Wichita St.	01/29/2025	*	32:37	2-6	.333	1-1	1.000	0-0	.000	0	4	4	2.3	2	1	1	0	2	5	7.8	
UTSA	02/01/2025	*	28:30	2-7	.286	0-2	.000	2-2	1.000	0	7	7	2.5	2	4	5	0	4	6	7.7	
at UAB	02/03/2025	*	32:17	6-12	.500	1-2	.500	2-2	1.000	0	4	4	2.6	1	3	3	0	3	15	8.0	
Tulane	02/08/2025	*	29:19	3-9	.333	1-2	.500	0-0	.000	0	2	2	2.6	2	5	2	1	1	7	8.0	
at Rice	02/11/2025	*	18:09	1-3	.333	0-1	.000	0-0	.000	1	2	3	2.6	4	3	0	1	0	2	7.7	
Tulsa	02/19/2025	*	35:34	3-12	.250	0-1	.000	1-1	1.000	0	5	5	2.7	0	5	1	0	2	7	7.7	
Totals			25	718:22	70-176	.398	11-39	.282	41-55	.745	6	61	67	2.7	56	97	50	2	34	192	7.7

Player Averages

Games Played	Minutes/game	Points/game	FG Pct	3FG Pct	FT Pct	Rebounds/game	Assists/game	Turnovers/game	Assist/Turnover ratio	Steals/game	Blocks/game
25	28.7	7.7	39.8	28.2	74.5	2.7	3.9	2.0	1.9	1.4	0.1

JASPER FLOYD'S CAREER STATS

SEASON	TEAM	GP-GS	MIN/AVG	Field Goals	3-Point	F-Throws	Rebounds	Scoring												
				FG-FGA	FG%	3FG-3FGA	3FG%	FT-FTA	FT%	OFF	DEF	TOT	AVG	PF-FO	A	TO	BLK	STL	PTS	AVG
2023-24	Fairf	37-35	1203/32.5	126-327	.385	33-101	.327	68-83	.819	47	173	220	5.9	70-0	153	77	2	87	353	9.5
2024-25	UNT	25-25	718/28.7	70-176	.398	11-39	.282	41-55	.745	6	61	67	2.7	56-2	97	50	2	34	192	7.7
TOTAL FOR UNT		25-25	718/28.7	70-176	.398	11-39	.282	41-55	.745	6	61	67	2.7	56-2	97	50	2	34	192	7.7
TOTAL		62-60	1921/31.0	196-503	.390	44-140	.314	109-138	.790	53	234	287	4.6	126-2	250	127	4	121	545	8.8

4



ALEX COTTON
6-5 • 200
Soph. • G
CARROLLTON, TX
(HEBRON HS)

2023-24: Played in eight games, including two conference games...Scored 10 points and had four rebounds on the year... Made two 3-pointers on the year...Scored a season-high four points in a win over Angelo State on Nov. 26...Was 2-2 at the free throw for the year...Had a block and a steal versus Angelo State on Nov. 26...Had two offensive rebounds on the year...Saw playing time against Temple and South Florida in conference

High School: Graduated from Hebron High School in 2023...Missed the first 27 games of his senior season due to a wrist injury... When he returned from injury he led Hebron High School to its first trip to the state regional tournament in nine years and just the third time ever with a 49-38 victory versus No. 10 Plano...Led his Hebron team to a 51-48 upset victory over No. 9 Allen in the first round of the 2023 bi-district round of the Class 6A playoffs with a team-high 13 points...As a junior he averaged 17.1 points, 4.9 rebounds, 2.1 assists and 2.1 steals per game and shot 40 percent from deep...2022 District Offensive Player of the Year as a junior...2022 First Team All-District as a junior...2022 Star Local Media all-area second team as a junior...Named by Dallas Morning News as one of the top 20 DFW prospects for the class of 2023... Unanimous three-star prospect

CAREER HIGHS

Points	5, Wayland Baptist (11/7/24)
Rebounds	2, Mississippi Valley State (12/2/23)
Field Goals	2, Wayland Baptist (11/7/24)
Field Goals Att.	3, vs. Towson (11/19/23)
3-Pt. Field Goals	1 (2x)
3-Pt. Field Goals Att.	2 (2x)
Free Throws	2, Angelo State (11/26/23)
Free Throws Att.	2, Angelo State (11/26/23)
Assists	1, Wayland Baptist (11/7/24)
Blocks	1, Angelo State (11/26/23)
Steals	1, (2x)
Minutes	15, Wayland Baptist (11/7/24)

COTTON MISCELLANEOUS STATS

	2023-24	2024-25	Career
Games with 10+ Pts	0	0	0
Games with 20+ Pts	0	0	0
Games 5+ 3s	0	0	0
Games with 5+ Reb	0	0	0
Games with 10+ Reb	0	0	0
Games with 5+ Ast	0	0	0
Games with 10+ Ast	0	0	0
Games with 5+ Blk	0	0	0
Games with 5+ Stl	0	0	0
Double-Doubles	0	0	0

2024-25 COTTON GAME-BY-GAME

#4 COTTON, Alex

Opponent	Date	GS	MIN	FG-FGA	PCT	3FG-3FGA	PCT	FT-FTA	PCT	OFF	DEF	TOT	AVG	PF	A	TO	BLK	STL	PTS	AVG
Wayland Baptist	11/07/2024		14:48	2-2	1.000	1-1	1.000	0-0	.000	1	0	1	1.0	0	1	0	0	1	5	5.0
at McNeese	11/18/2024		03:28	0-0	.000	0-0	.000	0-0	.000	1	0	1	1.0	0	0	0	0	0	0	2.5
Texas Wesleyan	11/21/2024		02:18	0-0	.000	0-0	.000	0-0	.000	1	0	1	1.0	0	0	1	0	0	0	1.7
Totals		0	20:34	2-2	1.000	1-1	1.000	0-0	.000	3	0	3	1.0	0	1	0	1	0	5	1.7

Player Averages

Games Played	Minutes/game	Points/game	FG Pct	3FG Pct	FT Pct	Rebounds/game	Assists/game	Turnovers/game	Assist/Turnover ratio	Steals/game	Blocks/game
3	6.9	1.7	100.0	100.0	0.0	1.0	0.3	0.3	1.0	0.3	0.0

ALEX COTTON'S CAREER STATS

SEASON	TEAM	GP-GS	MIN/AVG	Field Goals		3-Point		F-Throws		Rebounds				Scoring						
				FG-FGA	FG%	3FG-3FGA	3FG%	FT-FTA	FT%	OFF	DEF	TOT	AVG	PF-FO	A	TO	BLK	STL	PTS	AVG
2023-24	UNT	8-0	27/3.4	3-9	.333	2-7	.286	2-2	1.000	2	2	4	0.5	4-0	0	2	1	1	10	1.3
2024-25	UNT	3-0	21/6.9	2-2	1.000	1-1	1.000	0-0	.000	3	0	3	1.0	0-0	1	1	0	1	5	1.7
TOTAL		11-0	48/4.4	5-11	.455	3-8	.375	2-2	1.000	5	2	7	0.6	4-0	1	3	1	2	15	1.4

5



RONDEL WALKER

6-5 • 185

Sr. • G

MIDWEST CITY, OK

(PUTNAM CITY WEST HS)

2023-24: Played in 21 games and made seven starts...Missed the first 10 games of the year waiting to be cleared by the NCAA and missed three games between March 3-9 for medical reason...One of the best on-ball defenders in the league and made an immediate impact once made eligible...Averaged 3.8 points per game and 4.4 rebounds per game...Averaged 1.4 assists per game and 1.3 steals per game...Shot 42 percent from the floor and averaged over 25 minutes per game...Scored a season-high 10 points, had nine rebounds and have five assists in a win over Memphis on Feb. 15... Had a career-high 11 rebounds and eight points on Jan. 31 versus UAB...Had 10 rebounds on Feb. 3 versus South Florida... Made a season-high two 3-pointers twice...Had four assists on Jan. 6 in a win over Tulane...Started seven straight games between Jan. 28 and Feb. 18...Had a season-high three steals in the AAC Tournament second round win over Tulane...Played a season-high 40 minutes on Jan. 31 versus UAB...Had seven or more rebounds five times

2022-23 (TCU): Played in 30 games and made five starts for the Horned Frogs...Averaged 1.9 points and 1.6 rebounds per game... Had a season-high nine points, five rebounds and three assists against ULM on Nov. 17

2021-22 (OKLAHOMA STATE): Played in all 30 games and made eight starts...Averaged 4.8 points, 2.6 rebounds, 1.6 steals and 1.1 assists per game...Averaged 22.3 minutes per game...Started the season opener versus UT-Arlington

2020-21 (OKLAHOMA STATE): Played in 27 games and made seven starts...Averaged 7.8 points, 2.9 rebounds, 1.2 steals and 1.1 assists per game...Scored in double figures 12 times...Shot 33.0 percent from 3-point on the season, which ranked second among all Cowboys with at least 10 makes, and his 32 3-pointers were third on the team

High School: Graduated from Putnam City West High School in 2020...Played for Texas Titans AAU with 2021 NBA Draft First Overall pick Cade Cunningham...Held offers from Oklahoma State, Arkansas, Texas, Kansas State, Virginia Tech among others...Unanimous four-star prospect...ESPN ranked Walker as the No. 55 prospect in the nation...Earned the 2020 Jim Thorpe High School Player of the Year award from the Oklahoma Sports Hall of Fame...Named The Oklahoman's 2020 Big All-City Player of the Year

CAREER HIGHS

Points	20, at Iowa State (1/25/21)
Rebounds	11, UAB (1/31/24)
Field Goals	7 (2x)
Field Goals Att.	16, at Kansas State (2/2/22)
3-Pt. Field Goals	4 (2x)
3-Pt. Field Goals Att.	11, at Kansas State (2/2/22)
Free Throws	8, at Marquette (12/1/20)
Free Throws Att.	9, at Marquette (12/1/20)
Assists	5, Memphis (2/15/24)
Blocks	2 (4x)
Steals	6, at Texas (1/22/22)
Minutes	40 (2x)

WALKER MISCELLANEOUS STATS

	20-21	21-22	22-23	23-24	24-25	Career
Games with 10+ Pts	12	6	0	1	2	21
Games with 20+ Pts	1	0	0	0	0	1
Games 5+ 3s	0	0	0	0	0	0
Games with 5+ Reb	6	6	2	8	11	33
Games with 10+ Reb	1	0	0	2	1	4
Games with 5+ Ast	0	0	0	1	0	1
Games with 10+ Ast	0	0	0	0	0	0
Games with 5+ Blk	0	0	0	0	0	0
Games with 5+ Stl	0	1	0	0	0	1
Double-Doubles	0	0	0	0	0	0

2024-25 WALKER'S GAME-BY-GAME

#5 WALKER, Rondel

Opponent	Date	GS	MIN	FG-FGA	PCT	3FG-3FGA	PCT	FT-FTA	PCT	OFF DEF	TOT	AVG	PF	A	TO	BLK	STL	PTS	AVG		
Evansville	11/05/2024	*	26:29	1-4	.250	1-4	.250	0-0	.000	2	4	6	6.0	0	0	0	0	2	3	3.0	
Wayland Baptist	11/07/2024	*	17:55	2-4	.500	0-0	.000	0-1	.000	3	7	10	8.0	0	2	1	0	0	4	3.5	
at Minnesota	11/13/2024	*	30:57	5-8	.625	2-5	.400	2-2	1.000	1	3	4	6.7	2	1	0	0	3	14	7.0	
at McNeese	11/18/2024	*	28:29	2-6	.333	1-3	.333	0-0	.000	1	3	4	6.0	2	0	3	0	1	5	6.5	
Texas Wesleyan	11/21/2024	*	23:59	2-3	.667	2-3	.667	0-0	.000	1	3	4	5.6	1	0	1	0	1	6	6.4	
Oregon St.	11/25/2024	*	28:40	1-5	.200	1-3	.333	0-0	.000	3	4	7	5.8	2	1	1	1	1	3	5.8	
vs UNI	11/28/2024	*	32:36	2-3	.667	2-2	1.000	1-2	.500	0	5	5	5.7	3	0	0	0	1	7	6.0	
vs Utah St.	11/29/2024	*	29:28	1-7	.143	0-4	.000	1-2	.500	1	5	6	5.8	1	2	0	2	3	3	5.6	
at High Point	12/06/2024	*	29:08	2-3	.667	0-1	.000	0-0	.000	1	1	2	5.3	5	0	0	0	0	4	5.4	
Mississippi Val.	12/18/2024	*	14:07	1-3	.333	0-1	.000	0-2	.000	1	2	3	5.1	1	1	0	0	0	2	5.1	
App State	12/20/2024	*	24:20	3-5	.600	1-3	.333	1-1	1.000	3	4	7	5.3	1	1	1	0	1	8	5.4	
Houston Christian	12/22/2024	*	27:03	3-4	.750	0-1	.000	1-1	1.000	1	4	5	5.3	1	1	1	1	1	7	5.5	
UAB	12/31/2024	*	21:20	0-1	.000	0-1	.000	0-0	.000	1	4	5	5.2	3	1	0	0	0	0	5.1	
at Memphis	01/05/2025	*	31:18	3-7	.429	2-3	.667	2-2	1.000	1	5	6	5.3	3	1	1	1	4	10	5.4	
Rice	01/08/2025	*	19:14	0-2	.000	0-2	.000	0-0	.000	0	3	3	5.1	3	2	0	0	1	0	5.1	
at East Carolina	01/14/2025	*	24:10	0-3	.000	0-2	.000	1-2	.500	5	1	6	5.2	1	2	2	0	1	1	4.8	
Temple	01/22/2025	*	20:51	0-0	.000	0-0	.000	1-2	.500	0	1	1	4.9	1	0	0	2	0	1	4.6	
Fla. Atlantic	01/26/2025	*	18:00	1-1	1.000	0-0	.000	0-0	.000	1	2	3	4.8	0	0	0	0	0	1	2.4	
at Wichita St.	01/29/2025	*	20:06	1-3	.333	0-1	.000	0-0	.000	0	0	0	4.6	0	3	1	0	2	2	4.3	
UTSA	02/01/2025	*	20:12	1-3	.333	1-2	.500	0-0	.000	1	3	4	4.6	3	0	0	0	1	3	4.3	
at UAB	02/03/2025	*	16:09	0-1	.000	0-1	.000	0-0	.000	0	0	0	4.3	1	0	2	0	0	0	4.0	
Tulane	02/08/2025	*	16:15	1-2	.500	1-2	.500	0-0	.000	2	1	3	4.3	3	0	0	0	0	3	4.0	
at Rice	02/11/2025	*	14:01	2-4	.500	1-3	.333	0-1	.000	0	1	1	4.1	1	1	0	0	0	5	4.0	
Tulsa	02/19/2025	*	29:44	0-2	.000	0-2	.000	0-0	.000	2	3	5	4.2	1	1	0	1	3	0	3.9	
Totals			24	564:30	34-84	.405	15-49	.306	10-18	.556	31	69	100	4.2	39	20	14	8	27	93	3.9

Player Averages

Games Played	Minutes/game	Points/game	FG Pct	3FG Pct	FT Pct	Rebounds/game	Assists/game	Turnovers/game	Assist/Turnover ratio	Steals/game	Blocks/game
24	23.5	3.9	40.5	30.6	55.6	4.2	0.8	0.6	1.4	1.1	0.3

RONDEL WALKER'S CAREER STATS

SEASON	TEAM	GP-GS	MIN/AVG	Field Goals		3-Point		F-Throws		Rebounds				Scoring						
				FG-FGA	FG%	3FG-3FGA	3FG%	FT-FTA	FT%	OFF	DEF	TOT	AVG	PF-FO	A	TO	BLK	STL	PTS	AVG
2020-21	OSU	29-7	738/25.4	74-175	.423	32-97	.330	46-70	.657	20	65	85	2.9	42-0	28	38	8	35	226	7.8
2021-22	OSU	30-8	671/22.4	50-139	.360	23-82	.280	23-28	.821	11	66	77	2.6	38-1	33	31	4	48	146	4.9
2022-23	TCU	30-5	372/12.4	20-73	.274	11-46	.239	5-9	.556	7	40	47	1.6	27-0	20	12	10	11	56	1.9
2023-24	UNT	21-7	529/25.2	29-69	.420	9-30	.300	13-20	.650	22	71	93	4.4	42-0	29	19	6	27	80	3.8
2024-25	UNT	24-24	565/23.5	34-84	.405	15-49	.306	10-18	.556	31	69	100	4.2	39-1	20	14	8	27	93	3.9
TOTAL FOR UNT		45-31	1094/24.3	63-153	.412	24-79	.304	23-38	.605	53	140	193	4.3	81-1	49	33	14	54	173	3.8
TOTAL		134-51	2875/21.5	207-540	.383	90-304	.296	97-145	.669	91	311	402	3.0	188-2	130	114	36	148	601	4.5

6



BRENEN LORIENT

6-9 • 215

Jr. • F

OCALA, FL
(FOREST HS)

2023-24 (FLORIDA ATLANTIC): Played in 31 games...Averaged 2.2 points and 1.3 rebounds per game...Scored a season-high 13 points on 6-of-7 shooting versus Eastern Michigan on Nov. 14...Had a season-high five rebounds twice...Played a season-high 17 minutes versus FIU on Dec. 13...Had six points on 3-of-3 shooting in 10 minutes of action versus Illinois on Dec. 5...Scored two points in 10 minutes versus Northwestern in the first round of the 2024 NCAA Tournament...Had a season-high three blocks versus Temple in the American Athletic Conference Tournament semifinals to go along with five points on three shots...Had a season-high two assists three times...Made three 3-pointers on the year

2022-23 (FLORIDA ATLANTIC): Played in 21 games...Helped FAU reach the 2024 Final Four...Scored 16 points and had 10 rebounds on the year...Played a season-high 11 minutes versus Detroit Mercy on Nov. 19 and scored a season-high six points on 3-of-3 shooting and grabbed a season-high four rebounds in the win...Shot 53.8 percent from the floor on the year...Scored four points versus Western Kentucky on Jan. 28 in just three minutes of action...Scored four points in seven minutes versus St. Thomas (FL) on Dec. 14...Had five blocks on the year...Had a season-high two assists in his collegiate debut on Nov. 7 versus Lynn

High School: Graduated from perennial prep powerhouse Calvary Christian Academy in Fort Lauderdale, Florida, in 2022...Was a three-star prospect coming out of CCA...Was rated as the nation's No. 130 overall prospect, the nation's No. 25 power forward prospect and the No. 22 ranked prospect from Florida...Lorient helped lead CCA to the 2022 Florida High School Athletic Association 4A state championship, a No. 3 end of season national ranking and a 26-2 overall record...Calvary Christian also won the NFHS State Champions Invitational title, which takes the state champs from Arizona, Florida, Georgia, Hawaii, Nevada, Utah, Washington and D.C. for a national tournament at the end of the year...CCA defeated the 3A Washington state champion No. 23 Auburn HS (Wash.) 71-44 in the NFHS title game...Calvary Christian won by an average margin of 24 points in Lorient's senior season...During his senior season Lorient played alongside four other players who would earn DI scholarships: Greg Glenn (Tulane), Marvel Allen (Dayton), Carl Cherenfant (Memphis) and Taylor Hendricks who after one season at UCF would be the No. 9 overall pick by the Utah Jazz in the 2023 NBA Draft

Noteworthy: The first number 6 in program history

CAREER HIGHS

Points	20 (2x), last vs Temple (1/22/25)
Rebounds	13, vs Temple (1/22/25)
Field Goals	8, vs Temple (1/22/25)
Field Goals Att.	14, vs Temple (1/22/25)
3-Pt. Field Goals	2, vs Rice (1/8/25)
3-Pt. Field Goals Att.	2 (4x) last vs Temple (1/22/25)
Free Throws	7(2x), last vs Rice (1/8/25)
Free Throws Att.	8 (4x), last at UTSA (1/18/25)
Assists	3 (5x), last vs Tulsa (2/19/25)
Blocks	5, vs Temple (1/22/25)
Steals	2 (6x), last vs Tulsa (2/19/25)
Minutes	31 (2x)

LORIENT MISCELLANEOUS STATS

	2022-23	2023-24	2024-25	Career
Games with 10+ Pts	0	1	15	16
Games with 20+ Pts	0	0	2	2
Games 5+ 3s	0	0	0	0
Games with 5+ Reb	0	2	9	11
Games with 10+ Reb	0	0	1	1
Games with 5+ Ast	0	0	0	0
Games with 10+ Ast	0	0	0	0
Games with 5+ Blk	0	0	1	1
Games with 5+ Stl	0	0	0	0
Double-Doubles	0	0	1	1

2024-25 LORIENT'S GAME-BY-GAME

#6 LORIENT, Brenen

Opponent	Date	GS	MIN	Total FG-FGA	PCT	3FG-3FGA	PCT	Free throws FT-FTA	PCT	Rebounds OFF DEF TOT AVG	PF	A	TO	BLK	STL	PTS	AVG			
Evansville	11/05/2024	15:24	2-6	.333	0-0	.000	0-0	.000	1	2	3	3	0	2	0	0	4	4.0		
Wayland Baptist	11/07/2024	17:37	3-3	1.000	0-0	.000	1-2	.500	1	6	7	5	0	0	2	0	7	5.5		
at Minnesota	11/13/2024	22:22	4-7	.571	0-0	.000	1-3	.333	1	3	4	4	7	4	0	1	9	6.7		
at McNeese	11/18/2024	22:10	3-7	.429	0-0	.000	6-6	1.000	0	3	3	4	3	2	1	0	12	8.0		
Texas Wesleyan	11/21/2024	24:43	5-7	.714	0-1	.000	1-1	1.000	1	2	3	4	0	1	2	2	11	8.6		
Oregon St.	11/25/2024	25:16	5-6	.833	0-0	.000	4-5	.800	0	2	2	3	7	3	1	3	14	9.5		
vs UNI	11/28/2024	17:42	2-5	.400	0-0	.000	0-0	.000	1	3	4	3	7	1	0	2	0	4	8.7	
vs Utah St.	11/29/2024	20:40	4-5	.800	0-0	.000	0-2	.000	2	2	4	3	8	1	0	1	3	8	8.6	
at High Point	12/06/2024	29:36	7-11	.636	1-1	1.000	5-7	.714	1	4	5	3	9	1	1	4	2	20	9.9	
Mississippi Val.	12/18/2024	21:56	6-7	.857	0-0	.000	4-4	1.000	2	0	2	3	7	1	2	2	2	16	10.5	
App State	12/20/2024	28:36	6-7	.857	1-1	1.000	4-7	.571	2	3	5	3	8	1	1	3	1	17	11.1	
Houston Christian	12/22/2024	28:20	3-9	.333	0-1	.000	1-2	.500	0	4	4	3	8	2	1	1	0	7	10.8	
UAB	12/31/2024	27:30	2-7	.286	0-0	.000	5-6	.833	2	1	3	3	8	3	0	1	2	9	10.6	
at Memphis	01/05/2025	20:39	5-8	.625	1-1	1.000	7-8	.875	1	2	3	3	7	4	1	3	1	18	11.1	
Rice	01/08/2025	28:06	5-8	.625	2-2	1.000	7-8	.875	2	3	5	3	8	2	3	0	2	0	19	11.7
at East Carolina	01/14/2025	29:40	6-8	.750	0-0	.000	6-8	.750	0	3	3	3	8	1	1	0	0	18	12.1	
at UTSA	01/18/2025	23:51	3-5	.600	1-1	1.000	6-8	.750	1	6	7	9	3	1	3	3	1	13	12.1	
Temple	01/22/2025	29:28	8-14	.571	1-2	.500	3-6	.500	3	10	13	4	4	0	0	2	5	20	12.6	
Fla. Atlantic	01/26/2025	20:27	7-11	.636	0-0	.000	3-4	.750	1	1	2	4	3	3	0	1	1	17	12.8	
at Wichita St.	01/29/2025	27:45	3-10	.300	0-1	.000	2-2	1.000	3	3	6	4	4	3	2	2	2	0	8	12.6
UTSA	02/03/2025	31:10	4-7	.571	0-0	.000	3-4	.750	2	5	7	4	5	2	1	4	2	0	11	12.5
at UAB	02/03/2025	19:21	5-7	.714	0-0	.000	2-2	1.000	1	4	5	4	5	4	1	0	1	0	12	12.5
Tulane	02/08/2025	30:58	5-10	.500	0-0	.000	5-6	.833	2	6	8	7	2	3	1	2	0	15	12.6	
at Rice	02/11/2025	23:48	5-8	.625	1-1	1.000	0-0	.000	0	2	2	4	6	5	1	0	0	1	11	12.5
Tulsa	02/19/2025	24:21	0-3	.000	0-2	.000	2-4	.500	2	4	6	4	6	3	3	1	0	2	12.1	
Totals		0	611:26	108-186	.581	8-14	.571	78-105	.743	32	84	116	4.6	56	30	40	31	17	302	12.1

Player Averages

Games Played	Minutes/game	Points/game	FG Pct	3FG Pct	FT Pct	Rebounds/game	Assists/game	Turnovers/game	Assist/Turnover ratio	Steals/game	Blocks/game
25	24.5	12.1	58.1	57.1	74.3	4.6	1.2	1.6	0.8	0.7	1.2

BRENEN LORIENT CAREER STATS

SEASON	TEAM	GP-GS	MIN/AVG	Field Goals		3-Point		F-Throws		Rebounds				Scoring						
				FG-FGA	FG%	3FG-3FGA	3FG%	FT-FTA	FT%	OFF	DEF	TOT	AVG	PF-FO	A	TO	BLK	STL	PTS	AVG
2022-23	FAU	21-0	74/3.5	7-13	.538	0-0	.000	2-5	.400	6	4	10	0.5	13-0	2	5	5	3	16	0.8
2023-24	FAU	31-0	263/8.5	27-59	.458	3-13	.231	11-28	.393	17	24	41	1.3	39-0	11	11	13	9	68	2.2
2024-25	UNT	25-0	611/24.5	108-186	.581	8-14	.571	78-105	.743	32	84	116	4.6	56-1	30	40	31	17	302	12.1
TOTAL FOR UNT		25-0	611/24.5	108-186	.581	8-14	.571	78-105	.743	32	84	116	4.6	56-1	30	40	31	17	302	12.1
TOTAL		77-0	948/12.3	142-258	.550	11-27	.407	91-138	.659	55	112	167	2.2	108-1	43	56	49	29	386	5.0

7

**BARON SMITH JR.**

6-9 • 220

FR. • F

HALTOM CITY, TX

Honors

- Led all Texas 6A prep players in 2023 and 2024 in rebounds
- Haltom City High School's all-time leader in career rebounds (855)
- Set the Haltom City High School single season rebound record (353)
- Set the Haltom City High School single game rebound record (26)

High School: Graduated from Haltom City High School in 2024 where he was a three-year letterwinner...Was a consensus three-star prospect and chose UNT over East Carolina, Utah State, San Jose State and Cal Poly... Haltom City High School's all-time leader in career rebounds (855), single season rebounds (353) and single-game rebounds (26)...Led all of Texas 6A prep basketball in rebounds per game as a senior and as a junior... Was voted first team all-district as a senior...Averaged 13 points and 11 rebounds per game as a senior and 10 points and 9.4 rebounds per game over his three-year prep career

BARON SMITH JR.'S CAREER STATS

8



GRANT NEWELL

6-9 • 220

Jr. • F

CHICAGO, IL

2023-24 (CALIFORNIA): Played in all 32 games and made 11 starts...Averaged 5.5 points and 3.5 rebounds per game...Shot 41.3 percent from the floor and made 21 3-pointers and shot 30.4 percent from deep...Scored in double figures seven times and scored a season-high 13 points versus Ole Miss on Dec. 16...Had a double-double in a 73-71 win against rival Stanford with 11 points and 10 rebounds on Jan. 26...Scored in double figures in consecutive games against Arizona on Dec. 29 and Arizona State Dec. 31... Had seven or more rebounds five times...Averaged 21.2 minutes per game and played a season-high 35 minutes versus San Diego State on Nov. 25...Made a season-high two 3-pointers six times... Had 19 steals on the year with a season-high two steals twice... Was fourth on the team in total rebounds (113) and sixth on the team in total points (177)...One of four Golden Bears to play in every game this season

2022-23 (CALIFORNIA): Played in 31 games and made 28 starts... Averaged 8.0 points and 3.9 rebounds per game...Earned Pac-12 All-Freshman Team Honorable Mention...Received a all-freshman team vote from three Pac-12 head coaches...Missed one game due to illness...Posted two double-doubles on the year becoming the first Cal freshman since Jaylen Brown in 2015-16 with multiple double-doubles in a single season...Named the Pac-12 Freshman of the Week on Dec. 25 after having nine points and three assists in a win over UT Arlington on Dec. 21...Scored in double figures seven times and scored a season-high 21 points at Washington on Jan. 14...Scored 17 points versus Butler on Dec. 10...Scored 14 points off the bench versus Arizona State...Had a 21-point and 10-rebound double-double at Washington On Jan. 14 and had a 13-point and 12-rebound double-double versus Colorado on Dec. 31...Averaged 26.7 minutes per game...Finished third on the team in total points (249) and total rebounds (120)...Ranked second on the team in total steals (29)

High School: Graduated from the prestigious IMG Academy in Bradenton, Florida, in 2022...Was a three-star prospect by ESPN and Rivals...Was the No. 8 rated prospect from Illinois from his class...Attended Whitney Young High School in his hometown of Chicago from 2018-21...Was named All-City Special Mention while at Whitney Young High School...Also held offers to DePaul, South Florida, Nevada, St. Bonaventure, East Carolina, Kent State and Youngstown State

Noteworthy: The first number 8 in program history

CAREER HIGHS

Points	21, at Washington (1/14/23)
Rebounds	12, Colorado (12/31/22)
Field Goals	10, at Washington (1/14/23)
Field Goals Att.	18, at Washington (1/14/23)
3-Pt. Field Goals	2 (8x), last vs Rice (1/8/25)
3-Pt. Field Goals Att.	7, vs. San Diego State (11/25/23)
Free Throws	7, Tulane (2/8/25)
Free Throws Att.	8, Tulane (2/8/25)
Assists	3, UT Arlington (12/21/22)
Blocks	2, Kansas State (11/11/22)
Steals	4, Washington (2/23/23)
Minutes	36, at Oregon State (3/4/23)

NEWELL MISCELLANEOUS STATS

	2022-23	2023-24	2024-25	Career
Games with 10+ Pts	7	7	6	20
Games with 20+ Pts	1	0	0	1
Games 5+ 3s	0	0	0	0
Games with 5+ Reb	9	8	6	23
Games with 10+ Reb	2	1	0	3
Games with 5+ Ast	0	0	0	0
Games with 10+ Ast	0	0	0	0
Games with 5+ Blk	0	0	0	0
Games with 5+ Stl	0	0	0	0
Double-Doubles	2	1	0	3

2024-25 NEWELL'S GAME-BY-GAME

#8 NEWELL, Grant

Opponent	Date	GS	MIN	Total		3-Pointers		Free throws		Rebounds		PF	A	TO	BLK	STL	PTS	AVG			
				FG-FGA	PCT	3FG-3FGA	PCT	FT-FTA	PCT	OFF	DEF								TOT	AVG	
Evansville	11/05/2024	*	18:13	1-2	.500	1-2	.500	0-0	.000	0	3	3	0	2	1	0	0	3	3.0		
Wayland Baptist	11/07/2024	*	14:28	1-5	.200	0-2	.000	2-4	.500	3	0	3	0	0	0	1	0	1	4.35		
at Minnesota	11/13/2024	*	13:56	1-4	.250	0-1	.000	0-2	.000	2	3	5	3	2	0	0	0	1	2.30		
at McNeese	11/18/2024	*	21:43	2-2	1.000	0-0	.000	3-4	.750	3	2	5	4	0	0	1	0	0	7.40		
Texas Wesleyan	11/21/2024	*	19:38	4-4	1.000	0-0	.000	2-4	.500	1	2	3	3	2	0	1	0	2	10.52		
Oregon St.	11/25/2024	*	22:41	1-5	.200	1-3	.333	0-0	.000	1	1	2	3.5	1	0	0	0	2	3.48		
vs UNI	11/28/2024	*	26:20	3-6	.500	2-3	.667	0-0	.000	1	6	7	4.0	2	1	2	1	3	8.53		
vs Utah St.	11/29/2024	*	26:39	5-7	.714	2-3	.667	0-0	.000	3	1	4	4.0	3	0	1	0	0	12.61		
at High Point	12/06/2024	*	21:51	0-1	.000	0-1	.000	0-0	.000	0	2	2	3.8	5	1	1	0	1	0.54		
Mississippi Val.	12/18/2024	*	23:47	2-6	.333	2-4	.500	2-2	1.000	1	1	2	3.6	2	0	0	0	0	8.57		
App State	12/20/2024	*	20:09	1-4	.250	1-4	.250	0-0	.000	0	0	0	3.3	1	1	1	0	0	3.55		
Houston Christian	12/22/2024	*	12:29	2-3	.667	0-0	.000	0-0	.000	4	1	5	3.4	1	1	1	0	0	4.53		
UAB	12/31/2024	*	20:46	0-3	.000	0-2	.000	2-2	1.000	1	0	1	3.2	2	1	0	0	0	2.51		
at Memphis	01/05/2025	*	17:34	1-1	1.000	0-0	.000	2-4	.500	1	1	2	3.1	2	1	1	0	0	4.50		
Rice	01/08/2025	*	19:07	3-4	.750	2-3	.667	2-2	1.000	1	2	3	3.1	0	0	0	0	1	10.53		
at East Carolina	01/14/2025	*	17:49	3-5	.600	1-2	.500	1-2	.500	0	4	4	3.2	1	1	0	0	0	8.55		
at UTSA	01/18/2025	*	19:03	1-4	.250	1-2	.500	2-2	1.000	0	2	2	3.1	1	0	0	3	1	0	5.55	
Temple	01/22/2025	*	18:16	2-6	.333	0-4	.000	0-0	.000	0	1	1	3.0	3	0	0	0	0	4.54		
Fla. Atlantic	01/26/2025	*	19:33	1-3	.333	1-1	1.000	1-2	.500	3	1	4	3.1	3	0	1	0	1	4.53		
at Wichita St.	01/29/2025	*	11:37	1-5	.200	0-2	.000	2-2	1.000	1	1	2	3.0	3	1	0	0	1	4.53		
UTSA	02/01/2025	*	19:56	6-6	1.000	0-0	.000	2-3	.667	3	1	4	3.0	4	0	0	0	1	14.57		
at UAB	02/03/2025	*	24:06	2-6	.333	0-0	.000	2-2	1.000	1	2	3	3.0	2	1	2	0	0	6.57		
Tulane	02/08/2025	*	29:55	2-3	.667	0-1	.000	7-8	.875	2	3	5	3.1	0	1	0	0	0	11.59		
at Rice	02/11/2025	*	30:20	3-7	.429	1-2	.500	3-3	1.000	4	2	6	3.3	0	0	2	0	0	10.61		
Tulsa	02/19/2025	*	12:37	1-3	.333	1-2	.500	4-4	1.000	1	0	1	3.2	3	0	2	0	0	7.61		
Totals			25	502:33	49-105	.467	16-44	.364	39-52	.750	37	42	79	3.2	48	11	20	2	14	153	6.1

Player Averages

Games Played	Minutes/game	Points/game	FG Pct	3FG Pct	FT Pct	Rebounds/game	Assists/game	Turnovers/game	Assist/Turnover ratio	Steals/game	Blocks/game
25	20.1	6.1	46.7	36.4	75.0	3.2	0.4	0.8	0.6	0.6	0.1

GRANT NEWELL'S CAREER STATS

SEASON	TEAM	GP-GS	MIN/AVG	Field Goals		3-Point		F-Throws		Rebounds				Scoring						
				FG-FGA	FG%	3FG-3FGA	3FG%	FT-FTA	FT%	OFF	DEF	TOT	AVG	PF-FO	A	TO	BLK	STL	PTS	AVG
2022-23	Cal	31-28	828/26.7	98-247	.397	18-67	.269	35-55	.636	20	100	120	3.9	60-1	22	34	6	29	249	8.0
2023-24	Cal	32-11	681/21.3	66-160	.413	21-69	.304	24-42	.571	33	80	113	3.5	64-2	12	32	3	19	177	5.5
2024-25	UNT	25-25	503/20.1	49-105	.467	16-44	.364	39-52	.750	37	42	79	3.2	48-1	11	20	2	14	153	6.1
TOTAL FOR UNT		25-25	503/20.1	49-105	.467	16-44	.364	39-52	.750	37	42	79	3.2	48-1	11	20	2	14	153	6.1
TOTAL		88-64	2011/22.9	213-512	.416	55-180	.306	98-149	.658	90	222	312	3.5	172-4	45	86	11	62	579	6.6

10



ATIN WRIGHT
6-1 • 185
Sr. • G
HAWTHORNE, CA
(FAIRMONT PREP)

2023-24 (DRAKE): Played in 32 games and made 32 starts... Averaged 14.1 points, 2.4 rebounds and 1.9 assists per game... Was named to the 2024 Missouri Valley Conference All-Tournament team after helping lead Drake to the 2024 MVC Tournament title and averaging 16.3 points in the tournament and knocking down nine 3-pointers over the three games... Poured in 17 points in the MVC Tournament title winning game over Indiana State on March 10... Scored a game-high 20 points in Drake's NCAA Tournament First Round game versus Washington State... Was Drake's second-leading scorer and 3-point shooter... Made 65 3-pointers and shot 40.6 percent from deep... Scored in double figures in 26 games and scored 20 or more points nine times... Scored a season-high 26 points in a three-point win at Evansville on Feb. 13... Made a game-winning half court shot on Feb. 13 at Evansville... Scored 20 points at UAB on Dec. 22 on just 11 shot attempts... Played six games against opponents who reached the 2024 NCAA Tournament and in those six games he averaged 15.1 points per game, including three 20-point performances

2022-23 (CSU NORTHBRIDGE): Played in 31 games and made 30 starts for CSUN... Averaged 16.7 points, 3.2 rebounds, 1.7 assists and 1.4 steals per game... Voted All-Big West Conference Honorable Mention... Set the school's Division I record for points in a single game with 42 points on 14-of-25 shooting and 7-of-11 3-point shooting at UC Davis on Feb. 15

2021-22 (CSU NORTHBRIDGE): Played in 29 games and made 28 starts... Averaged 14.5 points, 2.2 rebounds, 1.6 assists and 1.1 steals per game... Voted All-Big West Conference Honorable Mention... Was CSUN's leading scorer (14.5 ppg), leading 3-point shooter (53), made the most free throws (95) and had the highest free throw percentage (83.3 percent)... Averaged a team-high 33.9 minutes per game

2020-21 (CSU NORTHBRIDGE): Played in 21 games and made four starts... Averaged 4.7 points per game and shot 92.9 percent at the free throw line... Scored in double figures four times and scored a season-high 22 points on Jan. 17 at Cal State Fullerton

High School: Graduated from Fairmont Prep in Anaheim, California, in 2020... Averaged 22.7 points with 4.5 rebounds, 2.8 assists and 2.1 steals in his senior season ... Won a league title as a senior and helped his team advance to the quarterfinals of the CIF-Southern Section Division 2AA playoffs ... His junior year he averaged over 25 points per game, leading the Orange County area in scoring ... Guided Fairmont Prep to a 27-8 record in 2018-19 and a San Joaquin League title

CAREER HIGHS

Points	42, at UC Davis (2/15/23)
Rebounds	10, CSU Bakersfield (2/23/23)
Field Goals	14, at UC Davis (2/15/23)
Field Goals Att.	25, at UC Davis (2/15/23)
3-Pt. Field Goals	7, at UC Davis (2/15/23)
3-Pt. Field Goals Att.	14, vs. Utah State (11/29/24)
Free Throws	13, CSU Bakersfield (2/23/23)
Free Throws Att.	14, UC Riverside (2/20/23)
Assists	6 (2x)
Blocks	1 (4x)
Steals	5, at UC Santa Barbara (3/1/22)
Minutes	47, at Cal Poly (2/10/22)

WRIGHT MISCELLANEOUS STATS

	20-21	21-22	22-23	23-24	24-25	Career
Games with 10+ Pts	4	24	25	27	19	99
Games with 20+ Pts	1	5	10	9	5	30
Games 5+ 3s	0	2	2	2	4	10
Games with 5+ Reb	0	3	5	2	3	13
Games with 10+ Reb	0	0	1	0	0	1
Games with 5+ Ast	0	1	1	1	0	3
Games with 10+ Ast	0	0	0	0	0	0
Games with 5+ Blk	0	0	0	0	0	0
Games with 5+ Stl	0	1	0	0	0	1
Double-Doubles	0	0	1	0	0	1

2024-25 WRIGHT'S GAME-BY-GAME

#10 WRIGHT, Atin

Opponent	Date	GS	MIN	FG-FGA	PCT	3FG-3FGA	PCT	FT-FTA	PCT	OFF	DEF	TOT	AVG	PF	A	TO	BLK	STL	PTS	AVG	
Evansville	11/05/2024	*	23:16	5-10	.500	4-7	.571	2-2	1.000	1	2	3	3.0	0	1	0	0	1	16	16.0	
Wayland Baptist	11/07/2024	*	18:16	4-10	.400	3-7	.429	5-5	1.000	1	2	3	3.0	1	1	1	0	3	16	16.0	
at Minnesota	11/13/2024	*	24:07	1-6	.167	1-3	.333	2-2	1.000	1	2	3	3.0	3	1	2	0	1	5	12.3	
at McNeese	11/18/2024	*	31:47	3-13	.231	2-8	.250	2-2	1.000	0	2	2	2.8	1	0	1	0	2	10	11.8	
Texas Wesleyan	11/21/2024	*	29:57	5-11	.455	3-6	.500	6-6	1.000	0	0	0	2.2	1	0	1	0	0	19	13.2	
Oregon St.	11/25/2024	*	27:02	1-7	.143	1-5	.200	2-2	1.000	0	3	3	2.3	1	0	1	0	2	5	11.8	
vs UNI	11/28/2024	*	29:04	7-15	.467	3-8	.375	1-2	.500	0	2	2	2.3	0	3	1	0	2	18	12.7	
vs Utah St.	11/29/2024	*	31:57	6-18	.333	5-14	.357	0-0	.000	1	1	2	2.3	4	1	1	0	2	17	13.3	
at High Point	12/06/2024	*	34:57	2-7	.286	1-1	1.000	5-6	.833	2	0	2	2.2	1	2	2	0	0	10	12.9	
Mississippi Val.	12/18/2024	*	22:20	5-8	.625	3-5	.600	2-2	1.000	0	0	0	2.0	1	0	0	0	0	15	13.1	
App State	12/20/2024	*	21:06	5-8	.625	1-4	.250	2-2	1.000	0	0	0	1.8	1	0	2	0	0	13	13.1	
Houston Christian	12/22/2024	*	30:49	3-9	.333	2-6	.333	1-2	.500	0	3	3	1.9	1	0	1	0	0	9	12.8	
UAB	12/31/2024	*	34:15	4-12	.333	3-8	.375	11-11	1.000	2	1	3	2.0	0	1	1	0	2	22	13.5	
at Memphis	01/05/2025	*	19:55	0-6	.000	0-5	.000	0-0	.000	0	1	1	1.9	2	0	1	0	0	0	12.5	
Rice	01/08/2025	*	25:15	7-12	.583	4-7	.571	3-3	1.000	0	0	0	1.8	0	0	0	0	1	21	13.1	
at East Carolina	01/14/2025	*	33:49	6-15	.400	6-11	.545	4-4	1.000	2	4	6	2.1	0	0	0	0	0	22	13.6	
at UTSA	01/18/2025	*	34:11	8-14	.571	5-8	.625	1-1	1.000	0	4	4	2.2	2	0	2	0	2	22	14.1	
Temple	01/22/2025	*	31:04	2-9	.222	1-2	.500	4-4	1.000	1	1	2	2.2	2	1	2	0	1	9	13.8	
Fla. Atlantic	01/26/2025	*	32:52	6-13	.462	4-8	.500	1-1	1.000	0	2	2	2.2	0	0	0	0	2	17	14.0	
at Wichita St.	01/29/2025	*	32:23	5-12	.417	2-5	.400	3-3	1.000	1	5	6	2.4	0	0	2	0	0	15	14.1	
UTSA	02/03/2025	*	39:60	3-12	.250	2-7	.286	2-2	1.000	0	2	2	2.3	0	1	2	0	1	10	13.9	
at UAB	02/03/2025	*	34:42	2-7	.286	2-6	.333	0-0	.000	0	1	1	2.3	3	0	3	0	0	6	13.5	
Tulane	02/08/2025	*	27:06	4-10	.400	3-8	.375	3-3	1.000	1	2	3	2.3	4	1	1	0	0	14	13.5	
at Rice	02/11/2025	*	33:22	5-14	.357	5-12	.417	5-5	1.000	1	1	2	2.3	0	1	0	0	1	20	13.8	
Tulsa	02/19/2025	*	31:40	5-11	.455	2-6	.333	3-3	1.000	0	5	5	2.4	2	1	1	0	0	15	13.8	
Totals			25	735:14	104-269	.387	68-167	.407	70-73	.959	14	46	60	2.4	30	16	27	0	23	346	13.8

Player Averages

Games Played	Minutes/game	Points/game	FG Pct	3FG Pct	FT Pct	Rebounds/game	Assists/game	Turnovers/game	Assist/Turnover ratio	Steals/game	Blocks/game
25	29.4	13.8	38.7	40.7	95.9	2.4	0.6	1.1	0.6	0.9	0.0

ATIN WRIGHT CAREER STATS

SEASON	TEAM	GP-GS	MIN/AVG	Field Goals		3-Point		F-Throws		Rebounds				Scoring						
				FG-FGA	FG%	3FG-3FGA	3FG%	FT-FTA	FT%	OFF	DEF	TOT	AVG	PF-FO	A	TO	BLK	STL	PTS	AVG
2020-21	CSUN	21-4	289/13.7	27-81	.333	18-62	.290	26-28	.929	7	7	14	0.7	20-0	6	16	0	7	98	4.7
2021-22	CSUN	29-28	984/33.9	136-377	.361	53-174	.305	95-114	.833	22	42	64	2.2	59-0	46	53	1	33	420	14.5
2022-23	CSUN	31-30	1016/32.8	153-388	.394	62-189	.328	151-175	.863	21	77	98	3.2	64-0	54	66	1	42	519	16.7
2023-24	DRA	35-35	1081/30.9	169-369	.458	65-160	.406	90-110	.818	21	58	79	2.3	66-0	68	43	2	38	493	14.1
2024-25	UNT	25-25	735/29.4	104-269	.387	68-167	.407	70-73	.959	14	46	60	2.4	30-0	16	27	0	23	346	13.8
TOTAL FOR UNT		25-25	735/29.4	104-269	.387	68-167	.407	70-73	.959	14	46	60	2.4	30-0	16	27	0	23	346	13.8
TOTAL		141-122	4106/29.1	589-1484	.397	266-752	.354	432-500	.864	85	230	315	2.2	239-0	190	205	4	143	1876	13.3

11



BROCK VICE
6-10 • 240
R-FR. • C
MEMPHIS, TN

2023-24 (CREIGHTON): Developmental redshirt...Was a member of a Creighton team that reached the the 2024 NCAA Tournament Sweet 16... The Bluejays won 25 total games and tied for second in the Big East with a 14-6 league record...CU this season defeated both eventual national champion UConn and Final Four participant Alabama...Vice saw no playing time and earned a developmental redshirt...He did play 10 minutes in a 95-48 exhibition win over Wayne State where he grabbed eight rebounds

High School: Graduated from Houston High School in Memphis, Tennessee in 2023...The No. 3 ranked prep prospect from Tennessee and No. 32 ranked center in the country per 247Sports...Named one of three finalists for the 2023 Tennessee Secondary School Athletic Association Mr. Basketball award, which is given to the best player in the state...His high school head coach was former 17-year NBA guard and two-time NBA Champion Mike Miller...Vice led his Houston High School team to the 2021 3A Tennessee state championship where they defeated future NBA Draft Lottery pick Brandon Miller in the finals...Vice averaged 17.5 points, 14.0 rebounds per game as a senior...Earned 2023 All-Region and All-District honors...Held offers from Creighton, Saint Louis, Belmont, Appalachian State and Tulsa among others...Was also a standout prep football player as he led Houston High School in both receptions and touchdowns as a senior and was named all-region and all-district on the gridiron...His father, Vance, is a college football coach who is currently the offensive line coach at UNLV, Virginia Tech (2016-21), Memphis (2012-15), ULM (2009-11), Utah State (2005-08), Illinois (2000-04), Murray State (1999) and Clemson (1996-98)

CAREER HIGHS

Points	4, Wayland Baptist (11/7/24)
Rebounds	2, Wayland Baptist (11/7/24)
Field Goals	1 (2x)
Field Goals Att.	3, Mississippi Valley State (12/18/24)
3-Pt. Field Goals	N/A
3-Pt. Field Goals Att.	2, Mississippi Valley State (12/18/24)
Free Throws	2, Wayland Baptist (11/7/24)
Free Throws Att.	2, Wayland Baptist (11/7/24)
Assists	1, Wayland Baptist (11/7/24)
Blocks	N/A
Steals	N/A
Minutes	9, Wayland Baptist (11/7/24)

VICE MISCELLANEOUS STATS

	2024-25	Career
Games with 10+ Pts	0	0
Games with 20+ Pts	0	0
Games 5+ 3s	0	0
Games with 5+ Reb	0	0
Games with 10+ Reb	0	0
Games with 5+ Ast	0	0
Games with 10+ Ast	0	0
Games with 5+ Blk	0	0
Games with 5+ Stl	0	0
Double-Doubles	0	0

2024-25 VICE'S GAME-BY-GAME

#11 VICE, Brock

Opponent	Date	GS	MIN	Total		3-Pointers		Free throws		Rebounds				PF	A	TO	BLK	STL	PTS	AVG
				FG	FGA	PCT	3FG	3FGA	PCT	FT	FTA	PCT	OFF							
Wayland Baptist	11/07/2024		08:50	1-2	.500	0-0	.000	2-2	1.000	1	1	2	2.0	2	1	0	0	0	4	4.0
Mississippi Val.	12/18/2024		05:22	1-3	.333	0-2	.000	0-0	.000	0	0	0	1.0	1	0	0	0	0	2	3.8
Rice	01/08/2025		01:56	0-1	.000	0-0	.000	0-0	.000	0	0	0	0.7	1	0	0	0	0	2.0	
Totals			0 16:08	2-6	.333	0-2	.000	2-2	1.000	1	1	2	0.7	4	1	0	0	0	6	2.0

Player Averages

Games Played	Minutes/ game	Points/ game	FG Pct	3FG Pct	FT Pct	Rebounds/ game	Assists/ game	Turnovers/ game	Assist/Turnover ratio	Steals/ game	Blocks/ game
3	5.4	2.0	33.3	0.0	100.0	0.7	0.3	0.0	1.0	0.0	0.0

BROCK VICE'S CAREER STATS

SEASON	TEAM	GP-GS	MIN/AVG	Field Goals		3-Point		F-Throws		Rebounds				Scoring								
				FG	FGA	FG%	3FG	3FGA	3FG%	FT	FTA	FT%	OFF	DEF	TOT	AVG	PF	FO	A	TO	BLK	STL
2024-25	UNT	3-0	16/5.4	2-6	.333	0-2	.000	2-2	1.000	1	1	2	0.7	4-0	1	0	0	0	0	0	6	2.0
TOTAL		3-0	16/5.4	2-6	.333	0-2	.000	2-2	1.000	1	1	2	0.7	4-0	1	0	0	0	0	0	6	2.0

13



MA'SYN HOWELL
6-1 • 180
R-FR. • G
INGLEWOOD, CA

2023-24: Did not see any playing time and earned developmental redshirt

High School: Graduated from Legacy the School of Sport Sciences in Spring, Texas in 2023 and played with former UNT teammate Aaron Scott and current UNT teammate Johnathan Massie...Led Legacy to a 2023 CIBA national championship...Played AAU basketball for Cooz Elite with future UNT teammates Rubin Jones and Aaron Scott...Averaged 16 points and eight assists per game as a senior at Legacy.

CAREER HIGHS

Points	4, Wayland Baptist (11/7/24)
Rebounds	N/A
Field Goals	2, Wayland Baptist (11/7/24)
Field Goals Att.	3, Wayland Baptist (11/7/24)
3-Pt. Field Goals	N/A
3-Pt. Field Goals Att.	N/A
Free Throws	N/A
Free Throws Att.	N/A
Assists	N/A
Blocks	2, Wayland Baptist (11/7/24)
Steals	1, Wayland Baptist (11/7/24)
Minutes	6, Wayland Baptist (11/7/24)

HOWELL MISCELLANEOUS STATS

	2024-25	Career
Games with 10+ Pts	0	0
Games with 20+ Pts	0	0
Games 5+ 3s	0	0
Games with 5+ Reb	0	0
Games with 10+ Reb	0	0
Games with 5+ Ast	0	0
Games with 10+ Ast	0	0
Games with 5+ Blk	0	0
Games with 5+ Stl	0	0
Double-Doubles	0	0

2024-25 HOWELL'S GAME-BY-GAME

#13 HOWELL, Ma'Syn

Opponent	Date	GS	MIN	Total		3-Pointers		Free throws		Rebounds			PF	A	TO	BLK	STL	PTS	AVG		
				FG	FGA	PCT	3FG	3FGA	PCT	FT	FTA	PCT								OFF	DEF
Wayland Baptist	11/07/2024		06:08	2-3	.667	0-0	.000	0-0	.000	0	0	0	0	0	0	0	1	2	1	4	4.0
Mississippi Val.	12/18/2024		05:22	1-1	1.000	0-0	.000	0-0	.000	0	0	0	0	0	0	1	0	0	2	3.0	
Totals		0	11:30	3-4	.750	0-0	.000	0-0	.000	0	0	0	0	0	0	2	2	1	6	3.0	

Player Averages

Games Played	Minutes/game	Points/game	FG Pct	3FG Pct	FT Pct	Rebounds/game	Assists/game	Turnovers/game	Assist/Turnover ratio	Steals/game	Blocks/game
2	5.8	3.0	75.0	0.0	0.0	0.0	0.0	1.0	0.0	0.5	1.0

MA'SYN HOWELL CAREER STATS

SEASON	TEAM	GP-GS	MIN/AVG	Field Goals		3-Point		F-Throws		Rebounds				Scoring						
				FG	FGA	FG%	3FG	3FGA	3FG%	FT	FTA	FT%	OFF	DEF	TOT	AVG	PF	FO	A	TO
2024-25	UNT	2-0	12/5.8	3-4	.750	0-0	.000	0-0	.000	0	0	0	0.0	0-0	0	2	2	1	6	3.0
TOTAL		2-0	12/5.8	3-4	.750	0-0	.000	0-0	.000	0	0	0	0.0	0-0	0	2	2	1	6	3.0

14



MOULAYE SISSOKO
6-9 • 245
Sr. • F
BAMAKO, MALI
(LINCOLN ACADEMY, GA.)

2023-24: Played in and started all 34 games...Was third on the team in rebounding with 156 total...Had the second-best field goal percentage on the team at 49.4 percent...Had the second-most offensive rebounds on the team with 64...Averaged 3.0 points and 4.6 rebounds per game...Had 14 steals and seven blocks on the year...Scored a season-high 10 points twice on Nov. 11 in a win over Omaha and on Dec. 2 in a win over Mississippi Valley...Grabbed a season-high 11 rebounds on Jan. 4 in a win at Wichita State...Had five offensive rebounds in a win at East Carolina on Jan. 17...Had four or more offensive rebounds in five games including in a win at LSU on March 19 in the first round of the NIT

2022-23: Played in 33 games and started four...Started the last four games of the year...Averaged 2.5 points per game and 2.4 rebounds per game...Led the team with a .712 field goal percentage (37-52)...Averaged 6.2 points and 6.8 rebounds per game in the 2023 NIT, which he started the last four of the five-game tournament...Scored a career-high 12 points and grabbed a career-high 15 rebounds at Oklahoma State in the quarterfinals of the NIT on March 21...Scored six points and had nine rebounds in the championship game of the 2023 NIT versus UAB on March 30...Played a career-high 35 minutes at Oklahoma State on March 21...Had a season-high two steals versus Wisconsin in the semifinals of the 2023 NIT on March 28...Made 12 straight shots over five games from March 2 through March 16...Had eight offensive rebounds on March 21 at Oklahoma State...Had six rebounds on March 28 versus Wisconsin in the semifinals of the 2023 NIT

2021-22 (DAYTON): Played in 30 games...Averaged 7.0 minutes per game...Scored 2.4 points per game and shot 66.7 percent from the field...Averaged 2.0 rebounds per game...Scored a career-high 12 points versus Austin Peay on Nov. 20 in 13 minutes

2020-21 (DAYTON): Played in 14 games before having season-ending knee surgery on Feb. 22...Averaged 1.4 points and 2.4 rebounds in those 14 game

High School: Averaged 9.5 points and 7.5 rebounds for a talented and deep Lincoln Academy team...Lincoln Academy was 22-5 in 2018-19...Came to the United States from the Republic of Mali at the age of 16...Played at Central Park Christian in Birmingham, Ala., before transferring to Lincoln Academy...Has represented his homeland in international competition in FIBA World Cup

CAREER HIGHS

Points _____ 27, vs Tulsa (2/19/25)
Rebounds _____ 15, at Oklahoma State (3/21/23)
Field Goals _____ 11, vs Tulsa (2/19/25)
Field Goals Att. _____ 13, vs Tulsa (2/19/25)
3-Pt. Field Goals _____ N/A
3-Pt. Field Goals Att. _____ N/A
Free Throws _____ 5, vs Tulsa (2/19/25)
Free Throws Att. _____ 9, vs Tulsa (2/19/25)
Assists _____ 2 (7x), last vs Rice (1/8/25)
Blocks _____ 1 (15x)
Steals _____ 4, Evansville (11/5/24)
Minutes _____ 35, vs Florida Atlantic (1/26/25)

SISSOKO MISCELLANEOUS STATS

	20-21	21-22	22-23	23-24	24-25	Career
Games with 10+ Pts	0	1	1	2	8	12
Games with 20+ Pts	0	0	0	0	1	1
Games 5+ 3s	0	0	0	0	0	0
Games with 5+ Reb	3	3	4	15	17	42
Games with 10+ Reb	0	0	1	1	5	7
Games with 5+ Ast	0	0	0	0	0	0
Games with 10+ Ast	0	0	0	0	0	0
Games with 5+ Blk	0	0	0	0	0	0
Games with 5+ Stl	0	0	0	0	0	0
Double-Doubles	0	0	1	0	3	4

2024-25 SISSOKO'S GAME-BY-GAME

#14 SISSOKO, Moulaye

Opponent	Date	GS	MIN	FG-FGA	PCT	3FG-3FGA	PCT	FT-FTA	PCT	OFF	DEF	TOT	AVG	PF	A	TO	BLK	STL	PTS	AVG	
Evansville	11/05/2024	*	24:35	2-3	.667	0-0	.000	2-3	.667	2	2	4	4.0	2	2	3	0	4	6	6.0	
Wayland Baptist	11/07/2024	*	13:33	2-4	.500	0-0	.000	2-2	1.000	1	1	2	3.0	1	1	2	0	1	6	6.0	
at Minnesota	11/13/2024	*	27:57	3-4	.750	0-0	.000	0-0	.000	2	4	6	4.0	1	0	0	1	1	6	6.0	
at McNeese	11/18/2024	*	17:50	1-5	.200	0-0	.000	0-0	.000	3	4	7	4.8	2	0	0	1	0	2	5.0	
Texas Wesleyan	11/21/2024	*	15:17	2-3	.667	0-0	.000	1-2	.500	1	1	2	4.2	1	1	1	1	1	5	5.0	
Oregon St.	11/25/2024	*	17:35	0-2	.000	0-0	.000	0-0	.000	3	0	3	4.0	4	1	0	1	2	0	4.2	
vs UNI	11/28/2024	*	22:18	2-3	.667	0-0	.000	0-0	.000	1	5	6	4.3	2	2	0	0	0	4	4.1	
vs Utah St.	11/29/2024	*	20:03	2-4	.500	0-0	.000	0-0	.000	2	4	6	4.5	1	1	1	0	2	4	4.1	
at High Point	12/06/2024	*	10:19	2-3	.667	0-0	.000	0-0	.000	1	3	4	4.4	4	0	3	0	0	4	4.1	
Mississippi Val.	12/18/2024	*	19:08	2-2	1.000	0-0	.000	0-0	.000	1	5	6	4.6	3	0	1	0	0	4	4.1	
App State	12/20/2024	*	28:30	3-4	.750	0-0	.000	1-2	.500	4	6	10	5.1	1	0	1	0	0	7	4.4	
Houston Christian	12/22/2024	*	26:17	4-6	.667	0-0	.000	2-2	1.000	3	7	10	5.5	3	2	3	0	0	10	4.8	
UAB	12/31/2024	*	22:12	3-5	.600	0-0	.000	0-0	.000	1	4	5	5.5	2	0	0	0	0	6	4.9	
at Memphis	01/05/2025	*	33:00	7-8	.875	0-0	.000	3-5	.600	5	3	8	5.6	3	0	0	0	0	17	5.8	
Rice	01/08/2025	*	27:51	2-2	1.000	0-0	.000	2-2	1.000	1	5	6	5.7	4	2	1	0	0	6	5.8	
at East Carolina	01/14/2025	*	32:24	4-6	.667	0-0	.000	2-2	1.000	2	4	6	5.7	1	0	2	1	0	10	6.1	
at UTSA	01/18/2025	*	35:29	5-6	.833	0-0	.000	3-3	1.000	3	5	8	5.8	1	0	0	0	1	13	6.5	
Temple	01/22/2025	*	25:32	5-6	.833	0-0	.000	2-4	.500	2	3	5	5.8	2	0	1	1	0	12	6.6	
Fla. Atlantic	01/26/2025	*	35:37	5-7	.714	0-0	.000	4-7	.571	4	9	13	6.2	2	0	0	0	1	14	7.2	
at Wichita St.	01/29/2025	*	33:22	7-11	.636	0-0	.000	2-2	1.000	4	2	6	6.2	1	1	1	1	0	16	7.6	
UTSA	02/01/2025	*	21:31	1-3	.333	0-0	.000	2-2	1.000	1	3	4	6.0	1	0	2	0	0	4	7.4	
at UAB	02/03/2025	*	32:22	5-9	.556	0-0	.000	0-0	.000	6	5	11	6.3	1	1	3	0	2	10	7.5	
Tulane	02/08/2025	*	17:06	2-3	.667	0-0	.000	0-0	.000	3	4	7	6.3	3	0	1	0	0	4	7.4	
at Rice	02/11/2025	*	25:52	3-4	.750	0-0	.000	1-1	.000	1	8	9	6.4	4	1	0	0	0	6	7.3	
Tulsa	02/19/2025	*	31:48	11-13	.846	0-0	.000	5-9	.556	3	8	11	6.6	3	0	2	0	1	27	8.1	
Totals			25	617:28	85-126	.675	0-0	.000	33-48	.688	60	105	165	6.6	53	15	28	7	17	203	8.1

Player Averages

Games Played	Minutes/game	Points/game	FG Pct	3FG Pct	FT Pct	Rebounds/game	Assists/game	Turnovers/game	Assist/Turnover ratio	Steals/game	Blocks/game
25	24.7	8.1	67.5	0.0	68.8	6.6	0.6	1.1	0.5	0.7	0.3

MOULAYE SISSOKO CAREER STATS

SEASON	TEAM	GP-GS	MIN/AVG	Field Goals		3-Point		F-Throws		Rebounds				Scoring						
				FG-FGA	FG%	3FG-3FGA	3FG%	FT-FTA	FT%	OFF	DEF	TOT	AVG	PF-FO	A	TO	BLK	STL	PTS	AVG
2020-21	UD	14-0	134/9.6	7-20	.350	0-0	.000	6-6	1.000	7	31	38	2.7	19-0	3	10	1	0	20	1.4
2021-22	UD	30-0	211/7.0	32-48	.667	0-0	.000	8-11	.727	32	29	61	2.0	21-0	3	8	2	5	72	2.4
2022-23	UNT	33-4	315/9.5	37-52	.712	0-0	.000	8-15	.533	34	45	79	2.4	32-0	6	21	3	9	82	2.5
2023-24	UNT	34-34	552/16.2	43-87	.494	0-0	.000	17-32	.531	64	92	156	4.6	68-0	12	24	7	14	103	3.0
2024-25	UNT	25-25	617/24.7	85-126	.675	0-0	.000	33-48	.688	60	105	165	6.6	53-0	15	28	7	17	203	8.1
TOTAL FOR UNT		92-63	1484/16.1	165-265	.623	0-0	.000	58-95	.611	158	242	400	4.3	153-0	33	73	17	40	388	4.2
TOTAL		136-63	1829/13.4	204-333	.613	0-0	.000	72-112	.643	197	302	499	3.7	193-0	39	91	20	45	480	3.5

20



GRAYSON ALLO

6-5 • 185

Jr. • F

CARROLLTON, TX
(HEBRON HS)

2023-24: Played in six games...Had an assist on an ally-opp to Chris Morgan in a win over Mississippi Valley on Dec. 2...Had two rebounds in a win over Angelo State on Nov. 26...Had an assist on Nov. 26 versus Angelo State

2022-23: Played in nine games...Played a season-high three minutes versus Paul Quinn on Nov. 22...Made a 3-pointer versus Western Kentucky on March 9...Had a steal versus Long Beach State on Nov. 26...Played a total of 14 minutes and 32 seconds on the year...Saw action in two of UNT's five NIT contests...Played in two conference games...Made his collegiate debut on Nov. 13 at Saint Mary's...Conference USA Commissioner's Honor Roll

2021-22: Saw no playing time earning developmental redshirt

CAREER HIGHS

Points	3, Western Kentucky (3/4/23)
Rebounds	2, Angelo State (11/26/23)
Field Goals	1, Western Kentucky (3/4/23)
Field Goals Att.	1 (3x)
3-Pt. Field Goals	1, Western Kentucky (3/4/23)
3-Pt. Field Goals Att.	1 (3x)
Free Throws	N/A
Free Throws Att.	N/A
Assists	1 (2x)
Blocks	N/A
Steals	1, vs. Long Beach State (11/26/22)
Minutes	3 (3x)

ALLO MISCELLANEOUS STATS

	2022-23	2023-24	Career
Games with 10+ Pts	0	0	0
Games with 20+ Pts	0	0	0
Games 5+ 3s	0	0	0
Games with 5+ Reb	0	0	0
Games with 10+ Reb	0	0	0
Games with 5+ Ast	0	0	0
Games with 10+ Ast	0	0	0
Games with 5+ Blk	0	0	0
Games with 5+ Stl	0	0	0
Double-Doubles	0	0	0

2024-25 ALLO'S GAME-BY-GAME

#20 ALLO, Grayson

Opponent	Date	GS	MIN	Total		3-Pointers		Free throws		Rebounds				PF	A	TO	BLK	STL	PTS	AVG
				FG-FGA	PCT	3FG-3FGA	PCT	FT-FTA	PCT	OFF	DEF	TOT	AVG							
Wayland Baptist	11/07/2024		03:22	0-0	.000	0-0	.000	0-0	.000	0	0	0	0	0	0	0	0	0	0	0.0
Mississippi Val.	12/18/2024		04:05	0-0	.000	0-0	.000	0-0	.000	0	1	1	0.5	1	0	0	0	0	0	0.0
Rice	01/08/2025		01:56	0-0	.000	0-0	.000	0-0	.000	0	1	1	0.7	0	0	0	0	0	0	0.0
Totals			09:23	0-0	.000	0-0	.000	0-0	.000	0	2	2	0.7	1	0	0	0	0	0	0.0

Player Averages

Games Played	Minutes/game	Points/game	FG Pct	3FG Pct	FT Pct	Rebounds/game	Assists/game	Turnovers/game	Assist/Turnover ratio	Steals/game	Blocks/game
3	3.1	0.0	0.0	0.0	0.0	0.7	0.0	0.0	0.0	0.0	0.0

GRAYSON ALLO'S CAREER STATS

SEASON	TEAM	GP-GS	MIN/AVG	Field Goals		3-Point		F-Throws		Rebounds				Scoring						
				FG-FGA	FG%	3FG-3FGA	3FG%	FT-FTA	FT%	OFF	DEF	TOT	AVG	PF-FO	A	TO	BLK	STL	PTS	AVG
2022-23	UNT	9-0	15/1.6	1-1	1.000	1-1	1.000	0-0	.000	0	0	0	0.0	0-0	0	0	0	1	3	0.3
2023-24	UNT	6-0	12/2.1	0-2	.000	0-2	.000	0-0	.000	0	2	2	0.3	3-0	2	0	0	0	0	0.0
2024-25	UNT	3-0	9/3.1	0-0	.000	0-0	.000	0-0	.000	0	2	2	0.7	1-0	0	0	0	0	0	0.0
TOTAL		18-0	36/2.0	1-3	.333	1-3	.333	0-0	.000	0	4	4	0.2	4-0	2	0	0	1	3	0.2

23



MATTHEW STONE

6-4 • 200

Sr. • G

KINGFISHER, OK
(KINGFISHER HS)

2023-24: Played in 30 games and made four starts...Averaged 1.7 points and 1.6 rebounds per game...Had a career-high 19 steals on the year...Was 13-37 (.351) from beyond the arc...Averaged 14.3 minutes played per game...Dished out 17 assists on the year... Had a 2.1 assist/turnover ratio on the year...Tied his single game career high with a 10-point performance in a win over Mississippi Valley on Dec. 2...Tied his career-high with six rebounds in a win over Tulane on Jan. 6...Had a career-high three steals in a win over Mississippi Valley on Dec. 2...Scored seven points in a win at Tulsa on Feb. 7...Scored seven points in a win over Towson at the Charleston Classic on Nov. 19...Scored six points in a win over Omaha on Nov. 11...Scored five points and had three rebounds versus St. John's on Nov. 16...Knocked down two 3-pointers in three games, including in a win at Tulsa on Feb. 7...Had two steals and made a 3-pointer in a win over Memphis on Feb. 15...Started four conference games between Jan. 6 and Jan. 20...Played a season-high 27 minutes at SMU on Feb. 11...Had five or more rebounds three times

2022-23: Played in all 38 games and started two...Started the first two games of the year...Averaged 2.5 points per game and averaged 2.2 rebounds per game...Averaged 15.5 minutes per game... Had 31 total assists on the year...Made 14 3-pointers on the year... Had a 1.55 assist/turnover ratio...Scored a season-high 10 points on Feb. 18 at UTEP and dished out a season-high three assists... Made a season-high two 3-pointers twice...Had a season-high six rebounds on Dec. 31 versus FIU...Had a season-high three assists three times...Played a season-high 31 minutes at Saint Mary's on Nov. 13...Scored eight points versus Omaha Dec. 3...Scored seven points three times...Had three offensive rebounds at Rice on Feb. 4...Had three offensive rebounds on Dec. 31 versus FIU on Dec. 31...Conference USA Commissioner's Honor Roll

2021-22: Played in 13 games...Scored a season-high three points versus Oklahoma Christian on Nov. 9...Grabbed a season-high six rebounds versus LSU Shreveport on Dec. 4...Had a season-high three assists versus LSU Shreveport on Dec. 4...Played 14 minutes versus LSU Shreveport on Dec. 4...Played five minutes on March 20 versus Virginia and had two offensive rebounds two points... Had three rebounds versus Kansas on Nov. 25

High School: Graduated from Kingfisher HS in Kingfisher, Oklahoma...Scored 1,538 career points in high school...Led Kingfisher HS to a 107-4 combined record over his four years on varsity... Won the 2021 4A Oklahoma State Championship...Won the 2019 4A Oklahoma State Championship...2021 OCA All-State

CAREER HIGHS

Points	10 (2x)
Rebounds	6 (3x)
Field Goals	4 (2x)
Field Goals Att.	8, Omaha (12/3/22)
3-Pt. Field Goals	2 (6x)
3-Pt. Field Goals Att.	6, Omaha (12/3/22)
Free Throws	12, Winthrop (2/10/24)
Free Throws Att.	2 (3x)
Assists	2 (6x)
Blocks	1, at Charlotte (2/23/23)
Steals	3, Mississippi Valley State (12/2/23)
Minutes	31, at Saint Mary's (11/13/22)

STONE MISCELLANEOUS STATS

	2021-22	2022-23	2023-24	2024-25	Career
Games with 10+ Pts	0	1	1	0	2
Games with 20+ Pts	0	0	0	0	0
Games 5+ 3s	0	0	0	0	0
Games with 5+ Reb	1	5	3	0	9
Games with 10+ Reb	0	0	0	0	0
Games with 5+ Ast	0	0	0	0	0
Games with 10+ Ast	0	0	0	0	0
Games with 5+ Blk	0	0	0	0	0
Games with 5+ Stl	0	0	0	0	0
Double-Doubles	0	0	0	0	0

2024-25 STONE'S GAME-BY-GAME

#23 STONE, Matthew

Opponent	Date	GS	MIN	Total			3-Pointers		Free throws		Rebounds			PF	A	TO	BLK	STL	PTS	AVG
				FG	FGA	PCT	3FG	3FGA	PCT	FT	FTA	PCT	OFF							
Evansville	11/05/2024		11:46	0-1	.000	0-0	.000	0-0	.000	1	0	1	1.0	0	0	0	0	1	0	0.0
Wayland Baptist	11/07/2024		07:18	0-0	.000	0-0	.000	0-0	.000	0	2	2	1.5	1	2	0	0	2	0	0.0
at Minnesota	11/13/2024		05:46	0-1	.000	0-0	.000	0-0	.000	0	1	1	1.3	1	0	0	0	0	0.0	
at McNeese	11/18/2024		01:11	0-0	.000	0-0	.000	0-0	.000	0	0	0	1.0	0	0	0	0	0	0.0	
Texas Wesleyan	11/21/2024		02:15	0-2	.000	0-1	.000	0-0	.000	0	0	0	0.8	0	0	0	0	0	0.0	
at High Point	12/06/2024		00:30	0-0	.000	0-0	.000	0-0	.000	0	0	0	0.7	1	0	0	0	0	0.0	
Mississippi Val.	12/18/2024		06:31	1-1	1.000	0-0	.000	1-1	1.000	0	2	2	0.9	0	0	0	0	0	3.4	
at Memphis	01/05/2025		00:20	0-0	.000	0-0	.000	0-0	.000	0	0	0	0.8	0	0	0	0	0	0.4	
Rice	01/08/2025		01:56	0-0	.000	0-0	.000	0-0	.000	0	0	0	0.7	0	0	0	0	0	0.3	
at UTSA	01/18/2025		02:39	1-2	.500	1-2	.500	0-0	.000	0	0	0	0.6	0	1	0	0	3	0.6	
Tulsa	02/19/2025		12:31	0-0	.000	0-0	.000	0-0	.000	0	1	1	0.6	1	0	0	1	0	0.5	
Totals			0 52:43	2-7	.286	1-3	.333	1-1	1.000	1	6	7	0.6	4	2	1	0	4	6	0.5

Player Averages

Games Played	Minutes/game	Points/game	FG Pct	3FG Pct	FT Pct	Rebounds/game	Assists/game	Turnovers/game	Assist/Turnover ratio	Steals/game	Blocks/game
11	4.8	0.5	28.6	33.3	100.0	0.6	0.2	0.1	2.0	0.4	0.0

MATTHEW STONE'S CAREER STATS

SEASON	TEAM	GP-GS	MIN/AVG	Field Goals		3-Point		F-Throws		Rebounds				Scoring						
				FG	FGA	FG%	3FG	3FGA	3FG%	FT	FTA	FT%	OFF	DEF	TOT	AVG	PF	FO	A	TO
2021-22	UNT	13-0	62/4.8	3-15	.200	1-11	.091	1-3	.333	7	13	20	1.5	5-0	4	0	0	1	8	0.6
2022-23	UNT	38-2	591/15.5	37-94	.394	14-57	.246	8-11	.727	25	59	84	2.2	47-0	31	20	1	13	96	2.5
2023-24	UNT	30-4	429/14.3	19-56	.339	13-37	.351	1-3	.333	16	32	48	1.6	38-0	17	8	0	19	52	1.7
2024-25	UNT	11-0	53/4.8	2-7	.286	1-3	.333	1-1	1.000	1	6	7	0.6	4-0	2	1	0	4	6	0.5
TOTAL		92-6	1135/12.3	61-172	.355	29-108	.269	11-18	.611	49	110	159	1.7	94-0	54	29	1	37	162	1.8

CONFERENCE STATS

Game Records

Record	Overall	Home	Away	Neutral
ALL GAMES	10-3	6-1	4-2	0-0
CONFERENCE	10-3	6-1	4-2	0-0
NON-CONFERENCE	0-0	0-0	0-0	0-0

Score by Periods

Team	1st	2nd	OT	TOT
North Texas	400	492	0	892
Opponents	376	417	0	793

Team Box Score

No.	Player	Total			3-Point			F-Throw		Rebounds				Other				PTS	AVG			
		GP-GS	MIN	AVG	FG-FGA	FG%	3FG-3FGA	3FG%	FT-FTA	FT%	OFF	DEF	TOT	AVG	PF	DQ	A			TO	BLK	STL
10	WRIGHT, Atin	13-13	410:34	31.6	57-147	.388	39-93	.419	40-40	1.000	8	29	37	2.8	15	0	6	15	0	10	193	14.8
6	LORIENT, Brenen	13-0	337:04	25.9	58-106	.547	6-10	.600	51-66	.773	20	50	70	5.4	35	1	20	18	20	8	173	13.3
14	SISSOKO, Moulaye	13-13	374:06	28.8	60-83	.723	0-0	.000	25-37	.676	36	63	99	7.6	28	0	5	13	3	6	145	11.2
2	MASSIE, Johnathan	12-1	281:41	23.5	28-63	.444	8-22	.364	26-38	.684	13	44	57	4.8	18	0	12	19	1	14	90	7.5
3	FLOYD, Jasper	13-13	385:21	29.6	38-93	.409	4-11	.364	13-18	.722	1	41	42	3.2	29	0	50	24	2	17	93	7.2
8	NEWELL, Grant	13-13	260:39	20.0	26-56	.464	7-21	.333	30-36	.833	18	20	38	2.9	24	0	6	11	1	4	89	6.8
1	JOSSELL, Latrell	13-0	274:57	21.1	27-82	.329	15-54	.278	8-11	.727	5	11	16	1.2	20	0	22	8	1	13	77	5.9
5	WALKER, Rondel	12-12	251:21	20.9	9-29	.310	5-19	.263	4-7	.571	13	24	37	3.1	20	0	11	6	4	13	27	2.3
0	MASON, Tyran	1-0	03:00	3.0	0-0	.000	0-0	.000	2-2	1.000	0	2	2	2.0	2	0	0	0	0	0	2	2.0
23	STONE, Matthew	4-0	17:26	4.4	1-2	.500	1-2	.500	0-0	.000	0	1	1	0.3	1	0	0	1	0	1	3	0.8
20	ALLO, Grayson	1-0	01:56	1.9	0-0	.000	0-0	.000	0-0	.000	0	1	1	1.0	0	0	0	0	0	0	0	0.0
11	VICE, Brock	1-0	01:56	1.9	0-1	.000	0-0	.000	0-0	.000	0	0	0	0.0	1	0	0	0	0	0	0	0.0
Team											16	21	37				16					
Total		13	2600		304-662	.459	85-232	.366	199-255	.780	130	307	437	33.6	193	1	132	131	32	86	892	68.6
Opponents		13	2600		274-668	.410	72-236	.305	173-228	.759	113	253	366	28.2	205	4	119	128	38	69	793	61.0

Team Statistics

	UNT	OPP
Scoring	892	793
Points per game	68.6	61.0
Scoring margin	+7.6	-
Field goals-att	304-662	274-668
Field goal pct	.459	.410
3 point fg-att	85-232	72-236
3-point FG pct	.366	.305
3-pt FG made per game	6.5	5.5
Free throws-att	199-255	173-228
Free throw pct	.780	.759
F-Throws made per game	15.3	13.3
Rebounds	437	366
Rebounds per game	33.6	28.2
Rebounding margin	+5.5	-
Assists	132	119
Assists per game	10.2	9.2
Turnovers	131	128
Turnovers per game	10.1	9.8
Turnover margin	-0.2	-
Assist/turnover ratio	1.0	0.9
Steals	86	69
Steals per game	6.6	5.3
Blocks	32	38
Blocks per game	2.5	2.9
Winning streak	3	-
Home win streak	2	-
Attendance	26779	28115
Home games-Avg/Game	7-3826	6-4686
Neutral site-Avg/Game	-	0-0

Team Results

Date	Opponent		Score	Att.
12/31/2024	UAB	W	78-75	2979
01/05/2025	at Memphis	L	64-68	10903
01/08/2025	Rice	W	81-59	2836
01/14/2025	at East Carolina	W	69-60	4033
01/18/2025	at UTSA	W	72-57	1399
01/22/2025	Temple	W	76-67	4029
01/26/2025	Fla. Atlantic	W	77-64	3715
01/29/2025	at Wichita St.	W	58-54	5845
02/01/2025	UTSA	L	50-54	5032
02/03/2025	at UAB	L	61-64	4318
02/08/2025	Tulane	W	76-66	4156
02/11/2025	at Rice	W	67-61	1617
02/19/2025	Tulsa	W	63-44	4032

SEASON STATS

Game Records

Record	Overall	Home	Away	Neutral
ALL GAMES	19-6	13-1	5-4	1-1
CONFERENCE	10-3	6-1	4-2	0-0
NON-CONFERENCE	9-3	7-0	1-2	1-1

Score by Periods

Team	1st	2nd	OT	TOT
North Texas	762	945	0	1707
Opponents	656	815	0	1471

Team Box Score

No.	Player	Total			3-Point			F-Throw		Rebounds				Other Stats								
		GP-GS	MIN	AVG	FG-FGA	FG%	3FG-3FGA	3FG%	FT-FTA	FT%	OFF	DEF	TOT	AVG	PF	DQ	A	TO	BLK	STL	PTS	AVG
10	WRIGHT, Atin	25-25	735:14	29.4	104-269	.387	68-167	.407	70-73	.959	14	46	60	2.4	30	0	16	27	0	23	346	13.8
6	LORIENT, Brenen	25-0	611:26	24.5	108-186	.581	8-14	.571	78-105	.743	32	84	116	4.6	56	1	30	40	31	17	302	12.1
2	MASSIE, Johnathan	24-1	547:09	22.8	62-146	.425	15-44	.341	61-81	.753	32	85	117	4.9	31	0	21	30	5	28	200	8.3
14	SISSOKO, Moulaye	25-25	617:28	24.7	85-126	.675	0-0	.000	33-48	.688	60	105	165	6.6	53	0	15	28	7	17	203	8.1
3	FLOYD, Jasper	25-25	718:22	28.7	70-176	.398	11-39	.282	41-55	.745	6	61	67	2.7	56	2	97	50	2	34	192	7.7
1	JOSSELL, Latrell	25-0	563:20	22.5	58-171	.339	36-114	.316	27-36	.750	7	23	30	1.2	47	2	44	21	1	32	179	7.2
8	NEWELL, Grant	25-25	502:33	20.1	49-105	.467	16-44	.364	39-52	.750	37	42	79	3.2	48	1	11	20	2	14	153	6.1
0	MASON, Tyran	4-0	29:39	7.4	5-11	.455	1-2	.500	5-9	.556	0	4	4	1.0	2	0	2	1	0	1	16	4.0
5	WALKER, Rondel	24-24	564:30	23.5	34-84	.405	15-49	.306	10-18	.556	31	69	100	4.2	39	1	20	14	8	27	93	3.9
13	HOWELL, Ma'Syn	2-0	11:30	5.8	3-4	.750	0-0	.000	0-0	.000	0	0	0	0.0	0	0	0	2	2	1	6	3.0
11	VICE, Brock	3-0	16:08	5.4	2-6	.333	0-2	.000	2-2	1.000	1	1	2	0.7	4	0	1	0	0	0	6	2.0
4	COTTON, Alex	3-0	20:34	6.9	2-2	1.000	1-1	1.000	0-0	.000	3	0	3	1.0	0	0	1	1	0	1	5	1.7
23	STONE, Matthew	11-0	52:43	4.8	2-7	.286	1-3	.333	1-1	1.000	1	6	7	0.6	4	0	2	1	0	4	6	0.5
20	ALLO, Grayson	3-0	09:23	3.1	0-0	.000	0-0	.000	0-0	.000	0	2	2	0.7	1	0	0	0	0	0	0	0.0
Team											39	44	83					28				
Total		25	5000		584-1293	.452	172-479	.359	367-480	.765	263	572	835	33.4	371	7	260	263	58	199	1707	68.3
Opponents		25	5000		497-1207	.412	146-477	.306	331-450	.736	195	506	701	28.0	404	6	237	311	70	154	1471	58.8

Team Statistics

	UNT	OPP
Scoring	1707	1471
Points per game	68.3	58.8
Scoring margin	+9.4	-
Field goals-att	584-1293	497-1207
Field goal pct	.452	.412
3 point fg-att	172-479	146-477
3-point FG pct	.359	.306
3-pt FG made per game	6.9	5.8
Free throws-att	367-480	331-450
Free throw pct	.765	.736
F-Throws made per game	14.7	13.2
Rebounds	835	701
Rebounds per game	33.4	28.0
Rebounding margin	+5.4	-
Assists	260	237
Assists per game	10.4	9.5
Turnovers	263	311
Turnovers per game	10.5	12.4
Turnover margin	+1.9	-
Assist/turnover ratio	1.0	0.8
Steals	199	154
Steals per game	8.0	6.2
Blocks	58	70
Blocks per game	2.3	2.8
Winning streak	3	-
Home win streak	2	-
Attendance	47408	43373
Home games-Avg/Game	14-3386	9-4819
Neutral site-Avg/Game	-	2-1194

Team Results

Date	Opponent	Score	Att.
11/05/2024	Evansville	W 80-63	3451
11/07/2024	Wayland Baptist	W 80-38	3235
11/13/2024	at Minnesota	W 54-51	7743
11/18/2024	at McNeese	L 61-68	3537
11/21/2024	Texas Wesleyan	W 73-66	2690
11/25/2024	Oregon St.	W 58-55	3292
11/28/2024	vs UNI	W 68-48	1233
11/29/2024	vs Utah St.	L 57-61	1154
12/06/2024	at High Point	L 71-76	3978
12/18/2024	Mississippi Val.	W 83-42	2568
12/20/2024	App State	W 68-64	2666
12/22/2024	Houston Christian	W 62-46	2727
12/31/2024	UAB	W 78-75	2979
01/05/2025	at Memphis	L 64-68	10903
01/08/2025	Rice	W 81-59	2836
01/14/2025	at East Carolina	W 69-60	4033
01/18/2025	at UTSA	W 72-57	1399
01/22/2025	Temple	W 76-67	4029
01/26/2025	Fla. Atlantic	W 77-64	3715
01/29/2025	at Wichita St.	W 58-54	5845
02/01/2025	UTSA	L 50-54	5032
02/03/2025	at UAB	L 61-64	4318
02/08/2025	Tulane	W 76-66	4156
02/11/2025	at Rice	W 67-61	1617
02/19/2025	Tulsa	W 63-44	4032

TV/RADIO ROSTER



0 • Tyran Mason
G • 6-6 • 200 lbs • Fr.
Vichy, France



1 • Latrell Jossell
G • 6-1 • 175 lbs • Sr.
Chicago, IL



2 • Johnathan Massie
G • 6-6 • 195 lbs • Sr.
Houston, TX



3 • Jasper Floyd
G • 6-3 • 195 lbs • Sr.
Tampa, FL



4 • Alex Cotton
G • 6-5 • 200 lbs • Soph.
Carrollton, TX



5 • Rondel Walker
G • 6-5 • 185 lbs • Sr.
Midwest City, OK



6 • Brenen Lorient
F • 6-9 • 215 lbs • Jr.
Ocala, FL



7 • Baron Smith Jr.
F • 6-9 • 220 lbs • Fr.
Haltom City, TX



8 • Grant Newell
F • 6-9 • 220 lbs • Soph.
Chicago, IL



10 • Atin Wright
G • 6-1 • 185 lbs • Sr.
Hawthorne, CA



11 • Brock Vice
F • 6-10 • 240 lbs • Fr.
Memphis, TN




13 • Ma'Syn Howell
G • 6-1 • 180 lbs • Fr.
Inglewood, CA




14 • Moulaye Sissoko
F • 6-9 • 245 lbs • Sr.
Bamako, Mali



20 • Grayson Allo
G • 6-5 • 185 lbs • Jr.
Carrollton, TX




23 • Matthew Stone
G • 6-4 • 200 lbs • Sr.
Kingfisher, OK



ROSS HODGE
Head Coach



JOHNNY ESTELLE
Assistant Coach



PHIL FORTE
Assistant Coach



JASE HERL
Assistant Coach



ANDRE SHAW
Assistant Coach
DOBO



MIKE RANDLE
Assistant Coach