



SOUTH FLORIDA

BASEBALL

60TH SEASON

IG & Twitter: @USFBaseball
Facebook: /BaseballUSF

SOUTH FLORIDA BULLS

FEBRUARY 14-16 | GAMES #1-3

2025 SCHEDULE

DATE	OPPONENT	TIME/RESULT	WATCH
Fri. Feb. 14	Iowa	6:30 p.m.	ESPN+
Sat. Feb. 15	Iowa	2:00 p.m.	ESPN+
Sun., Feb. 16	Iowa	11:00 a.m.	ESPN+
Tues., Feb. 18	# 9 Florida State	5:00 p.m.	ESPN+
Fri., Feb. 21	at Georgia Southern	6:30 p.m.	tbd
Sat., Feb. 22	at Georgia Southern	2:00 p.m.	tbd
Sun., Feb. 23	at Georgia Southern	1:00 p.m.	tbd
Tues., Feb. 25	FIU	6:00 p.m.	ESPN+
Fri. Feb. 28	UCF	6:30 p.m.	ESPN+
Sat. March 1	UCF	2:00 p.m.	ESPN+
Sun., March 2	UCF	1:00 p.m.	ESPN+
Wed., March 5	at FGCU	6:30 p.m.	tbd
Fri., March 7	Villanova	6:30 p.m.	ESPN+
Sat., March 8	Villanova	2:00 p.m.	ESPN+
Sun., March 9	Villanova	1:00 p.m.	ESPN+
Fri., March 14	Maryland	6:30 p.m.	ESPN+
Sat., March 15	Maryland	2:00 p.m.	ESPN+
Sun., March 16	Maryland	1:00 p.m.	ESPN+
Tues., March 18	FGCU	6:00 p.m.	ESPN+
Fri., March 21	at UAB*	6:00 p.m. ET	tbd
Sat., March 22	at UAB*	3:00 p.m. ET	tbd
Sun., March 23	at UAB*	2:00 p.m. ET	tbd
Fri., March 28	Tulane*	6:30 p.m.	ESPN+
Sat., March 29	Tulane*	2:00 p.m.	ESPN+
Sun., March 30	Tulane*	1:00 p.m.	ESPN+
Tues., April 1	Bethune-Cookman	6:00 p.m.	ESPN
Fri., April 4	at Memphis*	7:00 p.m. ET	tbd
Sat., April 5	at Memphis*	3:00 p.m. ET	tbd
Sun., April 6	at Memphis*	2:00 p.m. ET	tbd
Tues., April 8	Stetson	6:00 p.m.	ESPN+
Fri., April 11	at Rice*	7:30 p.m. ET	tbd
Sat., April 12	at Rice*	3:00 p.m. ET	tbd
Sun., April 13	at Rice*	2:00 p.m. ET	tbd
Tues., April 15	at Florida State	6:00 p.m. ET	tbd
Thurs., April 17	Charlotte*	6:30 p.m.	ESPN+
Fri., April 18	Charlotte*	6:30 p.m.	ESPN+
Sat., April 19	Charlotte*	1:00 p.m.	ESPN+
Wed., April 23	at Bethune-Cookman	6:00 p.m.	tbd
Fri., April 25	at Wichita State*	tbd	tbd
Sat., April 26	at Wichita State*	tbd	tbd
Sun., April 27	at Wichita State*	tbd	tbd
Tues., April 29	at Stetson	6:30 p.m.	tbd
Fri., May 2	UTSA*	6:30 p.m.	ESPN+
Sat., May 3	UTSA*	2:00 p.m.	ESPN+
Sun., May 4	UTSA*	1:00 p.m.	ESPN+
Tues., May 6	at Florida	tbd	tbd
Wed., May 7	at UNF	7:00 p.m.	tbd
Fri., May 9	at Florida Atlantic*	6:30 p.m.	tbd
Sat., May 10	at Florida Atlantic*	4:00 p.m.	tbd
Sun., May 11	at Florida Atlantic*	12:00 p.m.	tbd
Tues., May 13	UNF	6:00 p.m.	ESPN+
Thurs., May 15	ECU*	6:30 PM	ESPN+
Fri., May 16	ECU*	6:30 PM	ESPN+
Sat., May 17	ECU*	2:00 PM	ESPN+
May 20-25	AAC Championship (Clearwater, Fla.)		

* Conference Games

Home Games in **BOLD** | Times listed as ET & subject to change

SOUTH FLORIDA (0-0, 0-0 AAC) vs. IOWA (0-0, 0-0 BIG 10)

GAME 1: Friday, May 14 | 6:30 p.m.
GAME 2: Saturday, May 15 | 2:00 p.m.
GAME 3: Sunday, May 16 | 11:00 a.m.
VENUE: "The Red" USF Baseball Stadium | Tampa, Fla.



SOUTH FLORIDA

RPI:
HEAD COACH: Mitch Hannahs (Indiana St. '89)
RECORD AT USF: 0-0 (1st)
CAREER RECORD: 355-214-1 (12th overall)

WATCH: ESPN+
LISTEN: Bulls Unlimited



IOWA

RPI:
HEAD COACH: Rick Heller (Auburn '99)
RECORD AT IOWA: 351-214 (12th)
CAREER RECORD: 1,041-779-4 (38th overall)

ALL-TIME SERIES: USF leads, 4-1 (last meetings, 2017)
IN TAMPA: USF leads, 4-1

LEADING OFF

BULLS OPEN HANNAHS ERA AT HOME

- » USF opens 60th season in program history, program began in 1966 and has 1,708 wins.
- » Mitch Hannahs opens first campaign, 8th head coach in program history
- » Bulls welcome 24 new players, replace 33 lost from 2024 roster
- » Opening weekend rotation features newcomers Braun and Hill
- » Betancourt, Brodil & Mayo lead group of five returning position players

BY THE NUMBERS



South Florida

BA: .287
RUNS: 316
SB: 85/115 (38th)
HITS: 494
DOUBLES: 98 (87th)
HR: 55
SLUGGING: .449
K: 407
BB: 236
OBP: .387
FIELDING%: .971
ERA: 5.98
K/9 INN: 8.6
BB/9 INN: 4.47
BAA: .278
HR ALLOWED: 47



IOWA

BA: .260
RUNS: 311
SB: 74/90 (67th)
HITS: 431
DOUBLES: 73
HR: 34
SLUGGING: .380
K: 367
BB: 250 (89th)
OBP: .372
FIELDING%: .968
ERA: 5.26 (82nd)
K/9 INN: 7.9
BB/9 INN: 3.86 (44th)
BAA: .265
HR ALLOWED: 53

*(NCAA Top 100 ranking)

USF PROJECTED PITCHING ROTATION

No.	Name	Class.	W-L	APP/GS	ERA	IP	K/BB
31	Corey Braun	Jr.	2024 did not pitch				
45	James Hill	Jr.	*2-3	9/8	8.53	25.1	21K
	TBD		*2024 Stats				

@USFBASEBALL

#HORNSUP

@USFATHLETICS



USF QUICK FACTS

HEAD COACH MITCH HANNAHS

Years: _____ 1st at USF (12th overall as D1 Head Coach)
 Alma Mater: _____ Indiana State '89
 Career Record: _____ 355-214-1 (12th overall)
 Record at USF: _____ 0-0 (1st at USF)

UNIVERSITY QUICK FACTS

Location: Tampa, Fla. Enrollment: 48,732
 Nickname: Bulls Colors: Green & Gold
 Conference: American Athletic (AAC)
 President: Rhea Law
 Athletic Director: Michael Kelly

TEAM OVERVIEW

2024 Overall Record: 26-29
 2023 American Athletic Record: 11-16 (9th)
 Last Postseason: 2021 NCAA Super Regional
 Total Players Returning/Lost: 16/29
 Starting Position Players Returning/Lost: 5/4
 Pitchers Returning/Lost: 9/16
 Newcomers: 24

BASEBALL HISTORY

First Year: 1966
 All-time Record: 1,708-1,415-7 (60th season)
 All-Time NCAA Appearances: 14 (last 2021)
 American Conference: 124-147-1 (12th season)
 All-Americans: 12 selections
 Freshman All-Americans: 19 selections
 All-Conference: 150 selections
 Player/Pitcher of the Year: 5 selections
 Coach of the Year: 10 selections
 Freshman/Rookie of the Year: 7 selections
 Defensive Player of the Year: 1 selection

FIELD INFORMATION

Name: USF Baseball Stadium (aka Red McEwen Field)
 Opened: 2011
 Surface: Turf (installed 2023)
 Capacity: 3,211 Opened: 2011
 Dimensions: LF-325, CF-400, RF-330

THE PROGRAM

The South Florida Baseball program played its first season in 1966 and will enter its 60th campaign in 2025. Mitch Hannahs was named South Florida's eighth head coach in program history on June 8, 2024 after compiling 355 wins over 11 seasons at Indiana State. The 2023 ABCA NCAA DI Midwest Region Coach of the Year guided the Sycamores to six conference titles and five NCAA Regionals.

- The Bulls have made 14 NCAA Tournament appearances and earned their first-ever Super Regional berth in 2021. The Bulls have won five conference tournament titles (3 Sun Belt, 1 Metro and 1 American) and six regular season championships (3 Sun Belt, 2 Metro and 1 C-USA).
- USF baseball players have been recognized with All-America honors 12 times and 19 Bulls have earned Freshman All-America accolades. USF has had 131 MLB Draft Picks. Former 2018 first-round draft pick, Shane McClanahan, is a two-time MLB All-Star and was the AL starting pitcher in the 2022 ASG.

USF ATHLETIC COMMUNICATIONS

4202 E. Fowler Ave., ATH 100, Tampa, FL 33620
 OFFICE: 813-974-2125 WEB: GoUSFBulls.com
Jesika Moore, Assistant Dir. Communications
 C: (813) 465-2205 | jesikamoore@usf.edu

LAST TIME OUT

BULLS CLOSE OUT 2024 CAMPAIGN

South Florida closed out the 2024 campaign with a 26-29 record, the team's third-straight sub .500 campaign, and made the decision to change leadership of the program after Billy Mohl helmed the Bulls for seven seasons (2018-24).

- The Bulls finished ninth in the AAC regular season standings, their third season at eighth or lower.
- The Bulls ended the 2024 campaign losing 2-of-3 at home to UAB, including a 10-7 defeat in the final game.

NOTEBOOK

USF Vs. IOWA:

The Bulls and Hawkeyes have met five times since first clashing in 1991. USF holds a 4-1 series lead and won the last meeting, 6-0, in Tampa on Feb. 19, 2017. All five previous meetings have been in Tampa. Iowa claimed its lone victory, 4-2, taking the middle game of the 2017 series. The Bulls four wins have come by an average of over five runs per game.

HANNAHS TAKES LEAD:

Mitch Hannahs was named South Florida's eighth head coach in program history on June 8, 2024 after compiling 355 wins over 11 seasons at Indiana State.

- The 2023 ABCA NCAA DI Midwest Region Coach of the Year guided the Sycamores to six conference titles and five NCAA Regionals.
- Guided ISU to a spot in the 2023 NCAA Super Regional.

PLAY MAD:

Mitch Hannahs says the most valuable attributes can't be quantified. He believes those intangibles add up to an uncompromising, winning style. Most of all, he wants his Bulls to play mad.

"Tom Brady (former NFL quarterback) played mad his entire career," Hannahs said. "For young players, until you learn to come to practice with the mentality of (going through) a five-game losing streak, you don't (have the mentality) you need to beat really good teams on your schedule.

I think it's just simply feeling like you need to prove yourself every day. That's the reality of every player. Yesterday's gone. Today, I've got to prove myself again. And our team has to prove itself day-in, day-out. It's the mark of a good club that you come to the park every day with that mindset."

60th USF BASEBALL SEASON:

The South Florida Baseball program played its first season in 1966 and will enter its 60th campaign in 2025.

- The Bulls have made 14 NCAA Tournament appearances and earned their first-ever Super Regional berth in 2021.
- The Bulls have won 11 conference titles - five tournament titles (3 Sun Belt, 1 Metro and 1 American) and six regular season championships (3 Sun Belt, 2 Metro and 1 C-USA).
- USF baseball players have been recognized with All-America honors 12 times and 19 Bulls have earned Freshman All-America accolades.

2025 RECRUITING CLASS RANKED NO. 25 IN THE NATION:

On November's National Signing Day, Perfect Game released its Class of 2025 recruiting rankings, tabbing the USF Baseball at No. 25.

- It marked the program's highest ranking from Perfect Game since landing the No. 3-ranked class in 2015. The Bulls' 2015 Class included Shane McClanahan (1st round), Andrew Perez (8th), David Villar (11th) and Coco

Montes (15th), each who went on to be selected in the 2018 MLB Draft after standout careers at USF.

- South Florida's 2025 Class is the highest ranked among all teams in the American Athletic Conference. ECU is the next highest at No. 48.

PRESEASON AAC POLL:

The Bulls were voted seventh in the 10-team preseason coaches poll.

Preseason Poll:

- 1) East Carolina (8)
- 2) Wichita State (2)
- 3) Tulane
- 4) UTSA
- 5) Charlotte
- 6) Florida Atlantic
- 7) South Florida
- 8) UAB
- 9) Memphis
- 10) Rice

- Rafael Betancourt was named to the preseason All-AAC team at designated hitter. The junior has been a staple in the South Florida lineup since his rookie campaign when he was named to the 2023 AAC All-Freshman Team. A switch-hitter, Betancourt has posted a career .310 batting average with 29 extra-base hits, eight homers and 52 RBI over his first two seasons with the Bulls.

NEWTON NAMED TO CLOSER OF THE YEAR WATCH LIST:

Austin Newton (Tampa) was named to the 2025 Watch List for the 20th Annual NCBWA Stopper of the Year Award, given to the top relief pitcher in NCAA Division I Baseball. Newton, a junior right-hander, made 18 appearances in 2024 for the Bulls, the second-most on the pitching staff, and had one start. A graduate of Land O' Lakes High School in the Bay area, he went 0-1 with a 6.20 ERA (14 ER/20.1 IP), 22 strikeouts, and a 1.38 WHIP while holding opposing batters to a .250 average. Seventy-six players have been named to the initial 2025 watch list. The Southeastern Conference led the way with nine players finding their names on the watch list. The Atlantic Coast Conference and Big 12 Conference followed with six players each, while the American Athletic Conference and Sun Belt Conference each had five.

THE ROTATION:

As the Bulls look to replace 16 departures from last year's pitching staff (nine return), Mitch Hannahs indicated in the preseason he would look first to a pair of newcomers for weekend starting positions and returner Bryce Archie in the midweek games.

Junior left-hander Corey Braun

- transfer from Ole Miss

- 2024: he did not pitch after arriving in Oxford.
- 2023 (SANTA FE COLLEGE): Named All Mid-Florida Conference First Team ...posted a record of 7-1 with one complete game in 13 appearances and 12 starts...struck out a team-high 76 batters in his 64.1 innings pitched... finished with a 3.78 ERA, allowing just 16 walks and

2025 AMERICAN CONFERENCE

STANDINGS

SCHOOL	CONF	OVERALL	STREAK
South Florida	0-0	0-0	--
Charlotte	0-0	0-0	--
ECU	0-0	0-0	--
Florida Atlantic	0-0	0-0	--
Memphis	0-0	0-0	--
Rice	0-0	0-0	--
Tulane	0-0	0-0	--
UAB	0-0	0-0	--
UTSA	0-0	0-0	--
Wichita State	0-0	0-0	--

AAC WEEKLY AWARDS

PITCHER OF THE WEEK

-- --

PLAYER OF THE WEEK

-- --

HONOR ROLL

-- --

'25 PRESEASON HONORS

ALL-AAC

Rafael Betancourt

'24 POSTSEASON AWARDS

ALL-AAC TEAM

Bobby Boser & Ben Rozenblum (1st Team)



CARDIERI TO HALL OF FAME:

• The winningest coach in USF baseball history, Eddie Cardieri (1986-2006) was inducted into the USF Athletic Hall of Fame with the Class of 2024 last fall.

• Cardieri became the fifth USF head coach inducted into the Hall of Fame and the third person associated with USF baseball to be inducted, joining Chris Heintz and Ross Gload.

• Cardieri took over as head coach in 1986 and led the Bulls for 21 seasons, compiling a 731-546 (.572) record, surpassing the next closest coach by more than 460 wins and logging five seasons with 40-plus wins. Cardieri led USF baseball to eight conference titles across three conferences and nine NCAA Regional appearances, the most for any coach in program history.

one home run.

• 2022 (CHARLESTON SOUTHERN): Made 20 appearances on the mound with one start...logged 15 strikeouts over 19.0 IP with an 8.53 ERA.

Junior right-hander James Hill

- transfer from College of Central Florida

• 2024 (COLLEGE OF CENTRAL FLORIDA): Made nine appearances and eight starts on the mound after his return from injury...posted a 2-3 record with an 8.53 ERA (24 ER/25.1 IP) and 21 strikeouts.

• Pitched in three seasons at College of Central Florida, making 32 appearances and 15 starts and going 8-4 overall while recording 83 total strikeouts.

Junior right-hander Bryce Archie

- USF football quarterback

• Started the final 8 games of the 2024 USF football season, going 5-3 and leading the Bulls to a five-overtime Hawaii Bowl Victory. Led USF completing 172 of 290 passes (59.4%) for 1,914 yards, nine touchdowns and 10 interceptions...ran 68 times for 129 yards and two touchdowns.

• 2024 (USF BASEBALL): Officially added to the baseball roster the week of Opening Day...made 13 appearances and three starts on the mound...went 0-2 with an 8.15 ERA (16 ER/17.2 IP) and 18 strikeouts.

• Transferred to USF from Coastal Carolina, where he spent one season, but did not play on the baseball team.

• Lettered in baseball at McEachern High School and played for the Georgia Jackets Club Team where he touched 93 mph on the mound and received NCAA DI offers as a pitcher.

POSITION RETURNERS TO WATCH:

• First Baseman Rafael Betancourt, Jr.

- In 2024, played in 44 games and made 42 starts...missed time in March due to injury...batted .302 with 10 doubles, three homers, 20 RBI and 24 runs scored...drew 12 walks and posted a .359 OBP...slugged .420.

- 2023 AAC All-Freshman Team.

• Outfielder Marcus Brodil, Sr.

- In 2024, played in 41 games and made 34 starts in left field...led the team with a .319 batting average...hit .354 during conference play to lead the team...recorded eight doubles, three homers, 16 RBI and 27 runs scored...second on the team with 37 walks and posted a .500 OBP.

• Outfielder Jackson Mayo, Sr.

- In 2024, Played in 51 games and made 48 starts in centerfield...batted .262 with 15 doubles, one triple, eight homers, 36 RBI and 38 runs scored...ranked second on the team with 24 extra-base hits and slugged .486...drew 28 walks and posted a .367 OBP...went 8-for-14 in stolen base attempts.

NEWCOMERS TO WATCH:

Three newcomers that have attracted attention are:

• Senior infielder Bradke Lohry, Sr.

- A Jesuit High School product who played in 27 games (6 starts) last season with the national-championship Tennessee Volunteers

- posted a .241 average (7-for-29) with three doubles, eight RBI, 10 walks and 14 runs scored.

- In 2023 helped lead College of Central Florida to the NJCAA Juco World Series championship.

- Also played a season at Wabash Valley College

• Senior first baseman Sebastian Greico, Gr.

- Set a Florida A&M program record with 17 home runs in 2023.

- Batted .299 with 27 doubles, five triples, 28 homers, 62 walks and 120 RBI in two seasons (100 games) at FAMU.

- In his sixth season of collegiate baseball, also having played at Eastern Kentucky (2022) and Coastal Alabama CC-North (2021-22).

- Working on his graduate degree in business at USF.

• Infielder Alex Brazer, So.

- A Lennard High School (Ruskin, Fla.) product who was last season's Sunshine State Conference Freshman of the Year at Eckerd College - batted .311 (42-for-135) with nine doubles, three home runs, 22 runs scored and 27 RBI.

NEW STAFF:

Under Mitch Hannahs, USF has welcomed four new staff members and one returning.

Blake Kangas - Assistant Coach/Recruiting Coord.

- At Oklahoma State - last 2 years - went 83-39 - won the 2024 Big 12 Tournament championship, the 2023 regular season title and hosted back-to-back NCAA Regionals in Stillwater.

- 5 seasons at Keiser University in West Palm Beach, recruiting coordinator

- Assistant Coach at Kansas State for four seasons (2013-2016). In 2013, K-State won its first Big 12 Championship, hosted their first NCAA Regional, and advanced to the program's first Super Regional.

- He has coached 59 MLB draft picks.

Daniel Schlereth - Assistant Coach

- Former 1st Round MLB selection (2008) Arizona Diamondbacks - pitcher - 13-year professional career

- Debut for the Diamondbacks in May of 2009

- Over 13 professional seasons played for 10 different Major League organizations, including three stints with the Tigers. In four seasons at the Major League level with Detroit and Arizona, the lefty pitched in a total of 94 games and posted a 4.35 ERA with 91 strikeouts in 93.0 innings.

- Came from Western Michigan - won 2024 MAC Tournament

- His father, Mark, played in the NFL for 12 seasons, won three Super Bowls and was named to the Pro Bowl twice

Bryan Peters - Assistant Coach

- Former USF player (1995-96) under Eddie Cardieri, coach (1997-2005) and 1997 USF graduate.

- Led the Bulls to both the regular season and tournament Metro championships in 1995 and the 1996 C-USA regular season title, advancing to the NCAA Tournament both seasons.

- Began his coaching career at USF in 1997, spending time as an assistant coach and recruiting coordinator, a nine-year stint on staff that saw the Bulls reach the NCAA Tournament three times.

- Also coached at Pitt, High Point, UCF & Stetson.

- Interim head coach at Long Beach State in 2024.

Chris Cates - Director of Player Development

- USF 2015-19 and 2023-present

- Cates arrived back in Tampa after spending three seasons (2021-23) as an assistant coach at UCF.

- He also had two stints on the coaching staff at the University of Tampa and spent a season as an assistant at Florida State.

- Drafted in the 38th round of the 2007 MLB Draft by Minnesota out of the University of Louisville and spent five seasons in the Twins' organization.

- A four-year starter at shortstop at Louisville (2004-07), the 3-time all-conference player played an integral role in leading Louisville to its first-ever College World Series appearance in 2007.

Kevin Bowers - Director of Recruiting

- Veteran coach, former administrator and longtime colleague of Coach Hannahs

- Bowers spent the 2024 season on staff with Hannahs at Indiana State where the Sycamores won over 40 games for the second consecutive year.

SOUTH FLORIDA ROSTER

#	NAME	POS.	B/T	HT.	WT.	CL.	HOMETOWN (HS/PREVIOUS SCHOOL)
0	Anthony Quigley	UTL	R/R	6-4	202	Fr.	Sunrise, Fla. (J.P. Taravella HS)
1	Marcus Brodil	OF	L/L	6-0	203	Sr.	Dunedin, Fla. (Dunedin HS)
2	Matt Rose	INF	R/R	5-6	177	Jr.	Clearwater, Fla. (Calvary Christian HS)
3	Bradke Lohry	INF	R/R	5-8	173	Sr.	Trinity, Fla. (Jesuit HS/Wabash Valley/College of Central Florida/Tennessee)
4	Jackson Mayo	OF	L/L	6-1	191	Sr.	St. Johns, Fla. (Bolles HS)
5	Rafael Betancourt	1B	S/R	5-11	207	Jr.	Deltona, Fla. (Deltona HS)
6	Stewart Puckett	INF	L/R	5-10	172	R-So.	DeLeon Springs, Fla. (DeLand HS)
8	Boe Rodriguez	INF	R/R	6-0	189	Jr.	Cape Coral, Fla. (Island Coast HS/Florida Southwestern/Dyersburg St.)
9	Sebastian Greico	1B	L/R	6-3	210	Sr.	Tampa, Fla. (Gaither HS/Coastal Alabama CC/EKU/Florida A&M)
10	Alex Brazer	INF	R/R	6-2	215	So.	Ruskin, Fla. (Lennard HS/Eckerd College)
12	Jack Nedrow	RHP	R/R	6-2	230	Sr.	Murfreesboro, Tenn. (Siegel HS/Lee University)
13	Corey Kling	RHP	R/R	5-10	171	So.	Delray Beach, Fla. (West Boca Raton HS)
14	Carter Murphy	INF	R/R	6-2	238	So.	Terre Haute, Ind. (West Vigo HS/Indiana State)
15	Adrian Lopez	OF	R/R	6-1	195	So.	Gurabo, Puerto Rico (Puerto Rico Baseball Academy/Indiana State)
16	Niko Benestad	1B/C	R/R	6-1	207	Fr.	Coral Springs, Fla. (Marjory Stoneman Douglas HS)
17	Carlos Jacome	INF	R/R	5-9	177	So.	Caracas, Venezuela (Christopher Columbus HS/Miami Dade College)
19	Dawson Mock	OF	L/R	6-0	197	So.	Mayo, Fla. (Lafayette HS)
20	Lance Trippel	C/1B	R/R	6-2	197	Jr.	Sarasota, Fla. (Sarasota HS/Florida State)
22	Jacob Green	OF	L/L	6-1	194	Jr.	St. Petersburg, Fla. (Hollins HS/Seminole State)
24	Victor Cartagena	UTL	R/R	6-2	210	So.	Guayama, Puerto Rico (International Baseball Academy/Indiana State)
25	Bryce Archie	RHP	R/R	6-3	212	Jr.	Powder Springs, Ga. (McEachern HS/Coastal Carolina)
26	Austin Newton	RHP	R/R	6-6	252	Jr.	Tampa, Fla. (A3 Academy)
27	Ryan Pruitt	OF	L/L	5-11	182	Jr.	Trophy Club, Texas (Byron Nelson HS/Frontier CC/Western Texas/Yavapai College)
28	Matthew Buffington	C	R/R	6-1	218	Sr.	Andover, Kan. (Andover Central HS/Kansas City CC)
29	Lex Sanchez	RHP	R/R	5-10	196	Jr.	Orlando, Fla. (East River HS/Hillsborough CC)
30	Matt Brown	RHP	R/R	6-4	242	Sr.	Oakville, Ontario, Canada (Frontier CC/St. Petersburg CC)
31	Corey Braun	LHP	L/L	6-2	212	R-Jr.	Seminole, Fla. (Osceola Fundamental/Charleston Southern/Santa Fe/Ole Miss)
32	Landen Yorek	RHP	R/R	6-2	193	Jr.	Spring, Texas (Klein Oak HS/New Mexico Junior College)
34	Jorge DeCardenas	RHP	R/R	6-1	200	Sr.	Palm Beach Gardens, Fla. (William T. Dwyer HS/Indian River St/Charlotte)
37	Logan Harelson	LHP	L/L	6-3	186	Fr.	Mountville, Pa. (Hempfield HS)
38	Caleb Pundsack	LHP	L/L	6-1	208	R-Sr.	Groveland, Fla. (South Lake HS)
39	Nolan Bernard	RHP	R/R	6-3	209	Fr.	Walden, Tenn. (McCallie HS)
40	Brandon Keyster	LHP	L/L	6-4	208	Sr.	Channahon, Ill. (Minooka Community HS/John A. Logan College/Indiana)
44	Corban Little	LHP	R/L	5-9	178	R-So.	Lakeland, Fla. (George Jenkins HS)
45	James Hill	RHP	R/R	6-2	214	Jr.	Trinity, Fla. (J.W. Mitchell HS/College of Central Florida)
46	Matt Goldenbaum	RHP	R/R	5-11	189	R-Fr.	Fairless Hills, Pa. (Holy Ghost Prep)
47	Evan Koehler	RHP	R/R	6-2	207	Jr.	Orange City, Fla. (University HS/Polk State College)
49	Adan Longoria	RHP	R/R	6-1	231	So.	Plant City, Fla. (Plant City HS)
	Lawson Gaily	RHP	R/R	6-0	190	Jr.	Lavonia, Ga. (Franklin County HS)
	Kody Morgan	RHP	R/R	6-2	205	Fr.	Palm Beach Gardens, Fla. (William T. Dwyer HS)

Head Coach: Mitch Hannahs

Assistant Coach: Blake Kangas

Assistant Coach: Daniel Schlereth

Assistant Coach: Bryan Peters

Director of Player Development: Chris Cates

Director of Recruiting: Kevin Bowers

Graduate Assistant Coach: Jordan Schaffer

PRONUNCIATION GUIDE

#1 Marcus Brodil (**bro-DELL**)

#3 Bradke (**BRAD-kee**) Lohry (**LORE-ee**)

#5 Rafael (**raf-EYE-el**) Betancourt

#9 Sebastian Greico (**GRECK-oh**)

#10 Alex Brazer (**BRAY-zer**)

#12 Jack Nedrow (**NED-roe**)

#16 Niko Benestad (**BEN-uh-stad**)

#17 Carlos Jamcome (**HA-coe-may**)

#24 Victor Cartagena (**car-tie-EN-uh**)

#32 Landen Yorek (**York**)

#34 Jorge DeCardenas (**de-CAR-den-iss**)

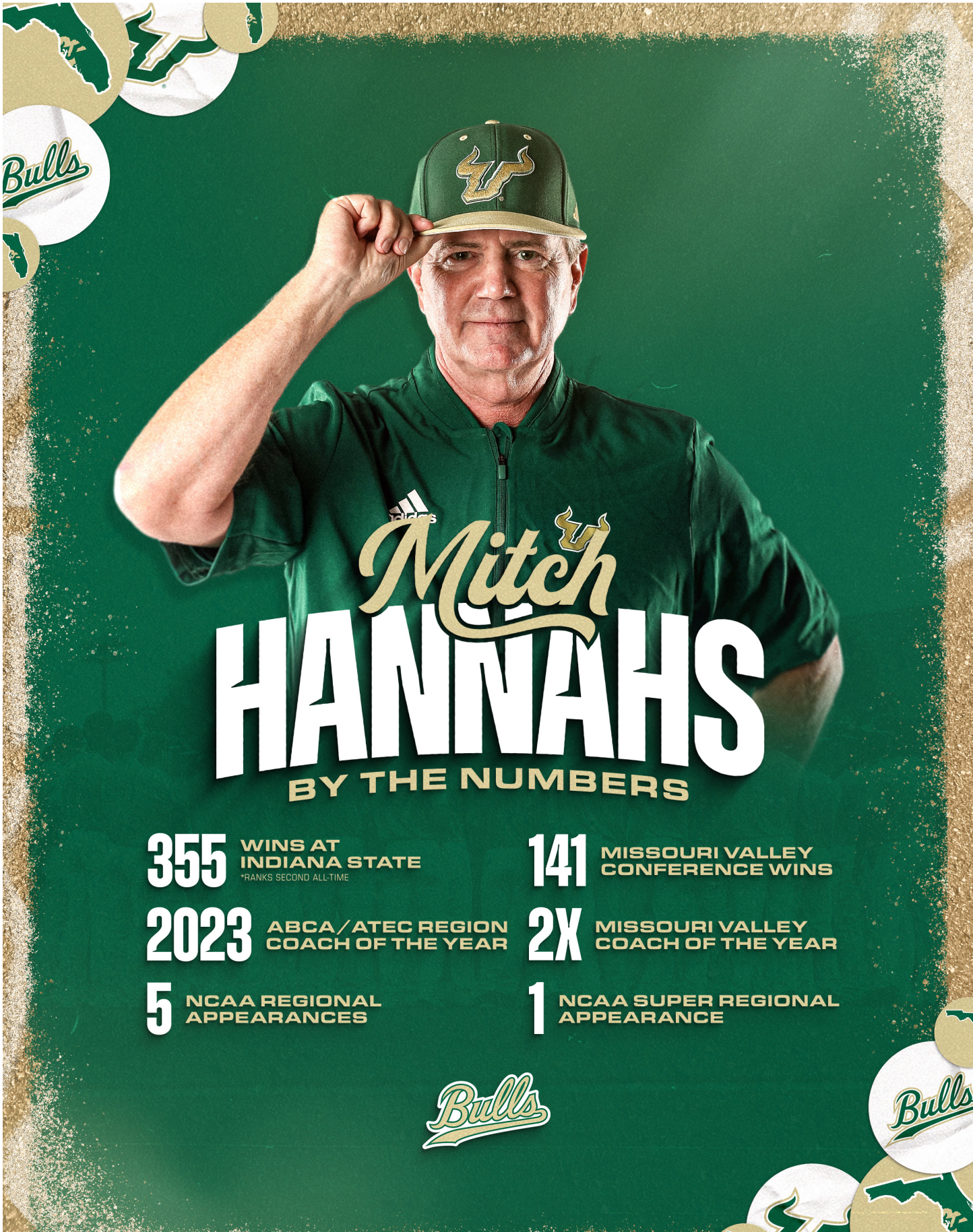
#38 Caleb Pundsack (**PUNNED-sack**)

#40 Brandon Keyster (**KEE-stir**)

#46 Matt Goldenbaum (**GOLD-en-bomb**)

#47 Evan Koehler (**KOE-ler**)

#49 Adan (**AY-den**) Longoria (**long-GORE-ee-uh**)



Mitch
HANNAHS
 BY THE NUMBERS

355 WINS AT INDIANA STATE
*RANKS SECOND ALL-TIME

141 MISSOURI VALLEY CONFERENCE WINS

2023 ABCA/ATEC REGION COACH OF THE YEAR

2X MISSOURI VALLEY COACH OF THE YEAR

5 NCAA REGIONAL APPEARANCES

1 NCAA SUPER REGIONAL APPEARANCE



RADIO/TELEVISION ROSTER

0



**Anthony
QUIGLEY**

UTL | 6-4 | Fr.
Sunrise, Fla.

1



**Marcus
BRODIL**

OF | 6-0 | Sr.
Dunedin, Fla.

2



**Matt
ROSE**

INF | 5-6 | Jr.
Clearwater, Fla.

3



**Bradke
LOHRY**

INF | 5-8 | Sr.
Trinity, Fla.


4



**Jackson
MAYO**

OF | 6-1 | Sr.
St. Johns, Fla.

5



**Rafael
BETANCOURT**

UTL | 5-11 | Jr.
Deltona, Fla.

6



**Stewart
PUCKETT**

INF | 5-10 | R-So.
DeLeon Springs, Fla.

8



**Boe
RODRIGUEZ**

INF | 6-0 | JR.
Cape Coral, Fla.

9



**Sebastian
GREICO**

1B | 6-3 | Sr.
Tampa, Fla.

10



**Alex
BRAZER**

INF | 6-2 | So.
Ruskin, Fla.

12



**Jack
NEDROW**

RHP | 6-2 | Sr.
Murfreesboro, Tenn.

13



**Corey
KLING**

RHP | 5-10 | So.
Delray Beach, Fla.

14



**Carter
MURPHY**

INF | 6-2 | So.
Terre Haute, Ind.

15



**Adrian
LOPEZ**

OF | 6-1 | So.
Gurabo, Puerto Rico

16



**Niko
BENESTAD**

1B/C | 6-1 | Fr.
Coral Springs, Fla.

17



**Carlos
JACOME**

INF | 5-9 | So.
Caracas, Venezuela

19



**Dawson
MOCK**

OF | 6-0 | So.
Mayo, Fla.

20



**Lance
TRIPPEL**

C/1B | 6-2 | Jr.
Sarasota, Fla.

22



**Jacob
GREEN**

OF | 6-1 | Jr.
St. Petersburg, Fla.

24



**Victor
CARTAGENA**

UTL | 6-2 | So.
Guayama, Puerto Rico

RADIO/TELEVISION ROSTER

25



**Bryce
ARCHIE**

RHP | 6-3 | Jr.
Powder Springs, Ga.

26



**Austin
NEWTON**

RHP | 6-6 | Jr.
Tampa, Fla.

27



**Ryan
PRUITT**

OF | 5-11 | Jr.
Trophy Club, TX

28



**Matthew
BUFFINGTON**

C | 6-1 | Jr.
Andover, Kan.


29



**Lex
SANCHEZ**

RHP | 5-10 | Jr.
Orlando, Fla.

30



**Matt
BROWN**

RHP | 6-4 | Sr.
Ontario, Canada

31



**Corey
BRAUN**

LHP | 6-2 | R-Jr.
Seminole, Fla.

32



**Landen
YOREK**

RHP | 6-2 | Jr.
Spring, TX

34



**Jorge
DeGARDENAS**

RHP | 6-1 | Sr.
Palm Peach Gardens, Fla.

37



**Logan
HARLESON**

LHP | 6-3 | Fr.
Mountville, Pa.

38



**Caleb
PUNDSACK**

LHP | 6-1 | R-Sr.
Groveland, Fla.

39



**Nolan
BERNARD**

RHP | 6-2 | Fr.
Walden, Tenn.

40



**Brandon
KEYSTER**

LHP | 6-4 | Sr.
Channahon, Ill.

44



**Corban
LITTLE**

LHP | 5-9 | R-So.
Lakeland, Fla.

45



**James
HILL**

RHP | 6-2 | Jr.
Trinity, Fla.

46



**Matt
GOLDENBAUM**

RHP | 6-0 | R-Fr.
Fairless Hills, Pa.

47



**Evan
KOEHLER**

RHP | 6-2 | Jr.
Orange City, Fla.

49



**Adan
LONGORIA**

RHP | 6-1 | So.
Plant City, Fla.

49



**Lawson
GAILEY**

RHP | 6-0 | Jr.
Lavonia, Ga.

49



**Kody
MORGAN**

RHP | 6-2 | Fr.
Palm Beach Gardens, Fla.

HEAD COACH MITCH HANNAHS

1ST Season

- Led Indiana State to five NCAA Tournaments, including four of the last five
- Led Indiana State to the 2023 NCAA Super Regionals, as ISU hosted for the first time and advanced to the program's first-ever Super Regional
- Back-to-back 40-win seasons (three total) at ISU and five seasons with 35+ wins
- Has won six conference titles as head coach
- Won back-to-back MVC regular season titles (2023 & 2024)
- Two-time MVC Coach of the Year (2023 & 2024)
- 2023 ABCA/ATEC NCAA Division I Midwest Region Coach of the Year
- ISU reached No. 10 in the NCAA RPI in 2024 and was ranked in the Top 25 for six straight weeks by all five national baseball polls
- Overall record at Indiana State: 355-214-1 (.624) in 11 seasons; winning record in every season with the Sycamores
- More than 620 wins as a head coach with over .608 winning percentage
- Had 14 Indiana State players selected in the MLB Draft

Mitch Hannahs was named the eighth head coach in South Florida Baseball history on June 8, 2024 after a stellar playing and coaching career at Indiana State University. Hannahs compiled over 350 wins in 11 seasons at Indiana State and guided the Sycamores to four of the last five NCAA Tournaments and the 2023 NCAA Super Regional

A two-time Missouri Valley Coach of the Year selection (2023 & 2024), Hannahs comes to USF after 11 highly successful seasons as head coach at his alma mater Indiana State (2014-24), where he led the Sycamores to national Top 25 rankings, five NCAA Tournament appearances, the 2023 NCAA Super Regional, and a record of 355-214-1 (.623). He led the Sycamores to MVC domination – becoming the first program since Wichita State in 2007 to post 20-plus conference wins in back-to-back seasons – and national prominence – seeing ISU appear in all five national baseball polls for six straight weeks heading into the 2024 NCAA Tournament, including as high as No. 14 in the Perfect Game poll.

A former MLB Draft pick, NCAA All-American, and College World Series participant as a player, Hannahs has 20 years of collegiate head coaching experience, including nine seasons at Lincoln Trail College (2002-10) where he also served as president for part of his tenure. He has a career record of 626-403-1 that includes 10 30-win seasons, six conference titles and 14 ISU players that were selected in the MLB Draft.

Hannahs' 2024 ISU team won the MVC regular season title for the second-straight year (a first in program history), was ranked No. 10 in the NCAA Ratings Percentage Index (RPI), won all nine MVC weekend series (continuing a streak of 19 straight MVC series wins dating to 2022), and reached the NCAA Lexington Regional final before falling to No. 2 overall seed Kentucky. The Sycamores finished 44-15 (22-5 MVC), posting their second straight 40-win season and third under Hannahs.

ISU saw 10 players voted to the MVC All-Conference team with four additional members named to the All-Defensive squad. The Sycamores wrapped up the regular season leading the MVC in conference play in nearly every major team statistical category including batting average (.314), hits (296), slugging (.588), on-base percentage (.419), fielding percentage (.986), ERA (3.77), strikeouts (288), and opponent batting average (.224). Additionally, Indiana State finished second in runs scored (220), second in home runs (66), and second in RBIs (209).



HANNAHS YEAR-BY-YEAR

21st Season as Head Coach

YEAR	SCHOOL	RECORD	POSTSEASON
2025	South Florida		
2024	Indiana State	44-15	NCAA Regional
2023	Indiana State	45-17	NCAA Super Regional
2022	Indiana State	26-22-1	–
2021	Indiana State	31-21	NCAA Regional
2020	Indiana State	8-6*	–
2019	Indiana State	43-18	NCAA Regional
2018	Indiana State	31-24	–
2017	Indiana State	29-26	–
2016	Indiana State	35-21	–
2015	Indiana State	28-26	–
2014	Indiana State	35-18	NCAA Regional
2010	Lincoln Trail	34-15	–
2009	Lincoln Trail	23-17-1	–
2008	Lincoln Trail	24-22	–
2007	Lincoln Trail	37-15	–
2006	Lincoln Trail	35-16	–
2005	Lincoln Trail	39-23	–
2004	Lincoln Trail	28-22	–
2003	Lincoln Trail	29-23	–
2002	Lincoln Trail	21-26	–
CAREER		625-393-2	

"USF is an amazing institution with a thriving athletic department that is on an incredible trajectory. I am eager to get on campus to meet with our players and begin building a championship program. Go Bulls!"

- Mitch Hannahs

Indiana State's Brennyn Cutts became the third ISU player to win the MVC Pitcher of the Year Award in the last four seasons, while catcher Grant Magill was voted the conference's Defensive Player of the Year for the second consecutive season, as the reigning ABCA/Rawlings Gold Glove winner became just the second player in Valley history to win the award multiple times.

Hannahs also led ISU to NCAA Tournament appearances in 2014, 2019, 2021, and 2023, winning just the program's second NCAA regional and first since 1986 in 2023 to advance the Sycamores to the program's first NCAA Super Regional vs. TCU in Fort Worth, Texas. The Sycamores won both the MVC regular season title (going 24-3) and the MVC Tournament in 2023. ISU also captured an MVC Tournament title in 2019, the first for ISU in 20 years.

Hannahs was a four-year letter winner at Indiana State (1986-89), finishing with a .376 batting average, 274 hits, 34 doubles, 23 triples, 11 home runs, 220 runs scored, 138 runs batted in, and 77 stolen bases. Selected an American Baseball Coaches Association (ABCA) and Baseball America All-American in 1989, Hannahs led the team with a .428 batting average, 101 hits, and 76 runs scored in his senior season while the Sycamores claimed the Missouri Valley Conference Tournament championship.

Indiana State posted 172 victories during Hannahs' playing career and made trips to the NCAA Tournament in 1986, 1987, and 1989, including reaching the 1986 College World Series – the lone trip to the CWS in program history.

Hannahs was selected by the Milwaukee Brewers in the 16th round of the 1989 Major League Baseball Draft. He went on to play three seasons in the minor leagues from 1989 to 1991 where he compiled a .306 batting average with 132 hits in 127 career games played.

He returned to Terre Haute in 1995 to serve as an assistant coach for legendary ISU coach Bob Warn. He worked as the hitting and infield coach from 1995 to 1999 and was the Sycamores' coach for pitchers and catchers from 1999 to 2001.

Hannahs went on to become the head coach at Lincoln Trail College in Robinson, Ill., for nine seasons where he led the Statesmen to Region 24 titles in 2005 and 2007, Great Rivers Athletic Conference championships in 2006 and 2007, and a 270-189 record.

Hannahs was inducted into the Ohio Valley Athletic Conference Hall of Fame in recognition of his accomplishments at Skyvue High School (Graysville, Ohio) where he played basketball and baseball.

He graduated from Indiana State in 1989 with a bachelor's degree in business and marketing and later earned a master's degree in athletics administration.

Hannahs and his wife, Amy, have three children: Derek, Kylee and Kaleb.



Date - Opponent	C	1B	2B	3B	SS	LF	CF	RF	DH	P
2/16 - UConn										
2/19 - Indiana State										
2/23 - Marist										
2/24 - Marist (1)										
2/24 - Marist (2)										
2/25 - Marist										
2/27 - at FSU										
3/1 - at UCF										
3/2 - at UCF										
3/3 - at UCF										
3/5 - at UNF										
3/6 - at Jacksonville										
3/8 - NC A&T										
3/9 - NC A&T										
3/10 - NC A&T										
3/13 - Maine										
3/15 - UNCG										
3/16 - UNCG										
3/17 - UNCG										
3/19 - at FGCU										
3/20 - FAMU										
3/22 - Memphis										
3/23 - Memphis										
3/24 - Memphis										
3/26 - at Bethune-Cook										
3/29 - at Charlotte (1)										
3/29 - at Charlotte (2)										
3/30 - at Charlotte										
4/2 - at Stetson										
4/5 - Wichita State										
4/6 - Wichita State										
4/7 - Wichita State										
4/9 - Bethune-Cookman										
4/12 - at Tulane										
4/13 - at Tulane										
4/14 - at Tulane										
4/16 - FGCU										
4/19 - Rice										
4/20 - Rice										
4/21 - Rice										
4/26 - FAU										
4/27 - FAU										
4/28 - FAU										
4/30 - Stetson										
5/3 - at ECU										
5/5 - at ECU (1)										
5/5 - at ECU (2)										
5/7 - at Florida										
5/10 - at UTSA										
5/11 - at UTSA										
5/12 - at UTSA										
5/14 - UNF										

Date - Opponent	1	2	3	4	5	6	7	8	9
2/16 - UConn									
2/19 - Indiana State									
2/23 - Marist									
2/24 - Mairist (1)									
2/24 - Marist (2)									
2/25 - Marist									
2/27 - at FSU									
3/1 - at UCF									
3/2 - at UCF									
3/3 - at UCF									
3/5 - at UNF									
3/6 - at Jacksonville									
3/8 - NC A&T									
3/9 - NC A&T									
3/10 - NC A&T									
3/13 - Maine									
3/15 - UNCG									
3/16 - UNCG									
3/17 - UNCG									
3/19 - at FGCU									
3/20 - FAMU									
3/22 - Memphis									
3/23 - Memphis									
3/24 - Memphis									
3/26 - at Bethune-Cook									
3/29 - at Charlotte (1)									
3/29 - at Charlotte (2)									
3/30 - at Charlotte									
4/2 - at Stetson									
4/5 - Wichita State									
4/6 - Wichita State									
4/7 - Wichita State									
4/9 - Bethune-Cookman									
4/12 - at Tulane									
4/13 - at Tulane									
4/14 - at Tulane									
4/16 - FGCU									
4/19 - Rice									
4/20 - Rice									
4/21 - Rice									
4/26 - FAU									
4/27 - FAU									
4/28 - FAU									
4/30 - Stetson									
5/3 - at ECU									
5/5 - at ECU (1)									
5/5 - at ECU (2)									
5/7 - at Florida									
5/10 - at UTSA									
5/11 - at UTSA									
5/12 - at UTSA									
5/14 - UNF									

4 Hits in a game	6x in 2024, last Ben Rozenblum vs. Rice 4/20/24 (L, 10-6)
5 Hits in a game (Program Record)	Riley Hogan at UCF 4/17/21 (W, 11-0)
Hit for the Cycle	Bobby Boser at Jacksonville 3/6/24 (W, 16-12)
2 Doubles in a game	9x in 2024, Stewart Puckett vs. UAB 5/18/24 (L, 10-7)
3 Doubles in a game	Rafael Betancourt at Wichita State 5/12/23 (W, 10-9)
4 Doubles in a game (Program Record)	Mike Campbell (1973)
2 Triples in a game	Chris Chatfield vs. Columbia 3/2/18 (W, 13-1)
3 Triples in a game (Program Record)	Mike Kelly (1987)
Leadoff Home Run	Daniel Cantu vs. Maryland 2/19/23 (L, 9-5)
Inside the Park Home Run	Garrett Zech vs. Tulane 3/29/18 (L, 3-2)
Back-to-back Home Runs	Bobby Boser & Jackson Mayo vs. Stetson 4/30/24 (L, 5-2)
2 Home Runs in a game	4x in 2024, last Stewart Puckett , at Stetson 4/2/24 (L, 19-9)
3 Home Runs in a game (Program Record)	Matt McHargue vs. Saint Louis 4/4/04 (W, 11-6)
Grand Slam	John Montes vs. Memphis 3/23/24 (W, 9-5)
Grand Slam in Back-to-Back Games	Eric Snow vs. Northeastern 3/4-5/23
Pinch-hit home run	Bobby Boser vs. Bethune-Cookman 3/29/22 (W, 13-2)
Game Tying Home Run in Ninth Inning or Later	Jackson Mayo at No. 7 Florida 2/22/23 - 9th inn. (W, 10-9)
Walk-off home run	Jackson Mayo vs. North Carolina A&T 3/8/24 - 9th inn. (W, 8-7)
Walk-off hit	Jackson Mayo vs. North Carolina A&T 3/8/24 - 9th inn. (W, 8-7)
Homed in Back-to-Back Games	6x in 2024, last John Montes 5/11-12 at UTSA
Homed in 3 straight games	3x in 2024, last Bobby Boser 5/5 at ECU, 5/7 at Florida, 5/10 at UTSA
Homed in 4 straight games (Program Record)	Joe Genord (3/13/18 to 3/17/18)
4 Runs in a game	Daniel Cantu vs. Tulane 4/7/23 (W, 15-3)
5 Runs in a game (Program Record)	Jeff Baisley vs. UAB 5/14/04 (W, 23-5)
4 RBI in a game	Bobby Boser 2/23/24 vs. Marist (W, 16-3, 7 inn.)
5 RBI in a game	2x in 2024, last Stewart Puckett 4/2/24 at Stetson (L, 19-9)
6 RBI in a game	Bobby Boser at Jacksonville 3/6/24 (W, 16-12)
7 RBI in a game	2x in 2024, last Bobby Boser at UNF 3/5/24 (W, 17-5, 8 inn.)
8 RBI in a game	N/A
9 RBI in a game (Program Record)	Todd Waggoner (1985)
10 or More Total Bases	Bobby Boser (10) at Jacksonville 3/6/24 (W, 16-12)
2 Stolen bases in a game	4x in 2024, last Drew Brutcher vs. FAU 4/27/24 (W, 8-5)
3 Stolen bases in a game	2x in 2024, last Ben Rozenblum at Bethune-Cookman 3/26/24 (W, 6-5)
4 Stolen bases in a game (Program Record)	Mike Consolmagno (2009)
Stole home	Brandon Schrepf vs. Western Michigan 3/3/19 (W, 10-9)
3 Walks in a game	8x in 2024, last Marcus Brodil vs. FAU 4/27/24 (W, 8-5)
4 Walks in a game	Marcus Brodil vs. UAB 5/18/24 (L, 10-7)
5 Walks in a game (Program Record)	Daniel Cantu at FIU 3/15/22 (W, 14-9)
4 Strikeouts in a Game	3x in 2024, last Eric Snow at UCF 3/2/24 (W, 7-5)
2 Hit By Pitches in a game	4x in 2024, last Matthew Buffington 5/5/24 at ECU Game 1 (L, 8-5)
3 Hit By Pitches in a game	Ben Rozenblum vs. UNCG 3/15/24 (L, 8-3)
9 inning no-hitters	Steve Ruling vs. UConn (1974), Mark Reed vs. Charlotte (5/9/92), Randy Fontanez vs. Notre Dame (3/27/10)
9 inning combined no-hitter	Shane McClanahan (6.0 IP) and Carson Ragsdale (3.0 IP) vs. Army West Point 3/16/18 (W, 12-0)
Perfect Game	Mark Reed vs. Charlotte 5/9/92 (W, 5-0)
1 Hitter	N/A
1 Hitter Combined	Ryan Valdes (3.0), Noah Yager (1.0), Collin Sullivan (1.0), Carson Ragsdale (1.0), Mark Savarese (1.0) and Andrew Perez (1.0) at No. 3 FSU 2/21/17 (W 4-2)
Complete Game	Hunter Mink at Charlotte Game 1 3/29/24 (W, 11-2)
Complete Game Shutout	Collin Sullivan (7 inn.) at Houston 4/25/21 (W, 4-0)
Consecutive Strikeouts	9, Collin Sullivan at Memphis 5/8/21 (W, 7-4)
10 Strikeouts	Hunter Mink (6.0 IP) vs. Rice 4/19/24 (L, 13-4)
11 Strikeouts	Hunter Mink (6.0 IP) vs. FAU 4/26/24 (L, 3-2)
12 Strikeouts^	Ethan Brown (7.1 IP) at UCF 3/31/23 (W, 2-0)
13 Strikeouts	Collin Sullivan (6 IP) at Memphis 5/8/21 (W, 7-4)
14 Strikeouts	Collin Sullivan (6 IP) vs. Northwestern 2/28/20 (W, 2-1)
15 Strikeouts	Shane McClanahan (6 IP) vs. Army West Point 3/16/18 (W, 12-0)
16 Strikeouts	N/A
17 Strikeouts (Program Record)	2x, last by Jon Alexander (1987)

^ Jack Jasiak set an AAC Tournament Record for Strikeouts in a Game (12, vs. Tulane (8.2 IP) 5/27/21)

* Active Players in **Bold**

Scored 10 Runs	vs. Marist Game 1 2/24/24 (W, 10-0)
Scored 11 Runs	2x in 2024, last at Charlotte Game 1 3/29/24 (W, 11-2)
Scored 12 Runs	2x in 2024, last vs. North Carolina A&T 3/9/24 (W, 12-7)
Scored 13 Runs	3x in 2023, last at Stetson 5/2/23 (W, 13-6)
Scored 14 Runs	vs. UCF 4/22/23 (W, 14-8)
Scored 15 Runs	vs. UCF 5/25/23 (W, 15-4, 8 inn.)
Scored 16 Runs	3x in 2024, last vs. Maine 3/13/24 (W, 16-6, 7 inn.)
Scored 17 Runs	at UNF 3/5/24 (W, 17-5, 8 inn.)
Scored 18 Runs	vs. Cincinnati 5/21/05 (W, 18-8)
Scored 19 Runs	at Cincinnati 4/24/22 (W, 19-5)
Scored 20 Runs	vs. Purdue (Clearwater, Fla.) 2/16/13 (W, 20-2)
Scored 21 Runs	at Saint Louis 4/6/97 (W, 21-4)
Scored 22 Runs	at Saint Louis 4/17/99 (W, 22-9)
Scored 23 Runs	at UAB 5/14/04 (W, 23-5)
Scored 24 Runs	vs. Illinois Benedictine 3/12/74 (W, 24-7)
Scored 25 Runs	vs. FAMU 4/30/95 (W, 25-3)
Scored 26 Runs (Program Record)	vs. UAB 4/30/99 (W, 26-3)
Had 10+ Hits	31x in 2024, last vs. UAB (11) 5/17/24 (W, 8-4)
Had 15 Hits	2x in 2024, last at Tulane 4/14/24 (W, 9-8, 10 inn.)
Had 16 Hits	vs. Wichita State 4/5/24 (W, 7-3)
Had 17 Hits	at Wichita State 5/12/23 (W, 10-9)
Had 18 Hits	vs. Tulane 3/30/18 (W, 14-3)
Had 19 Hits	2x in 2023, last vs. UCF 5/25/23 (W, 15-4, 8 inn.)
Had 20 Hits	vs. FGCU 4/2/19 (W, 15-4)
Had 21 Hits	at Cincinnati 4/24/22 (W, 19-5)
Had 27 Hits (Program Record)	Saint Louis 4/17/99 (W, 22-9)
4 Errors in a game	at Bethune-Cookman 3/26/24 (W, 6-5)
5 Errors in a game	at Tulane 4/8/22 at Tulane (L, 8-5)
6 Errors in a game	vs. Wagner 2/22/15 (T 4-4, 12 inn.)
7 Errors in a game	vs. Bradley 3/12/22 (L, 10-4)
8 Errors in a game (Program Record)	at #19 UConn 5/15/10 (L, 13-5)
Was shutout	3x in 2023, last at UNF 4/18/23 (L, 10-0, 7 inn.)
Was shutout in back-to-back games	at Long Beach State 3/11/23 (L, 8-0) & 3/12/23 Game 1 (L, 8-0)
Held to 1 hit	2x in 2022, last at UCF 4/3/22 (L, 4-0)
Held to 2 hits	at UCF 3/3/24 (L, 1-0)
Swept an AAC Home Series (three games)	vs. Wichita State 4/5-7/24
Swept an AAC Road Series (three games)	Never
Was swept in AAC Home Series	vs. Rice 4/19-21/24
Was swept in AAC Road Series	at Memphis 5/5-7/23
Swept a Non-conference Home Series	vs. Marist 2/23-25/24 (4 games)
Swept a Non-conference Road Series	N/A
Was Swept in a Non-conference Home Series	vs. Northeastern (3/3-5/23)
Was Swept in a Non-conference Road Series	at No. 6 Texas Tech 3/26-28/21
Won a Non-conference Home Series	2x in 2024, last vs. North Carolina A&T (3/8-10/24)
Lost a Non-conference Home Series	vs. UNC Greensboro (3/15-17/24)
Lost a Non-conference Road Series	2x in 2023, last at Long Beach State 3/11-12/23
Won a Series vs. Ranked Opponent	at No. 7 ECU (4/13/18 to 4/15/18)
Defeated a Top 5 team	at No. 5 ECU 5/5/24 Game 2 (W, 5-4, 7 inn.)
Defeated a Top 10 Team	at No. 5 ECU 5/5/24 Game 2 (W, 5-4, 7 inn.)
Defeated a Ranked Team	at No. 5 ECU 5/5/24 Game 2 (W, 5-4, 7 inn.)
Shutout an opponent	vs. Marist Game 1 2/24/24 (W, 10-0, 7 inn.)
Back-to-back Shutouts	vs. Manhattan 2/23-24/07 (W 3-0, W 5-0)
Shut out an opponent at home	vs. Marist Game 1 2/24/24 (W, 10-0, 7 inn.)
Shut out an opponent on the road	at UCF 3/31/23 (W, 2-0)
Shut out an AAC opponent at home	vs. No. 10 ECU 5/21/21 (W, 7-0)
Shut out an AAC opponent on the road	at UCF 3/31/23 (W, 2-0)
Struck out 15 Batters	at UCF 3/31/23 (W, 2-0)
Struck out 16-19 Batters	at No. 16 Florida State (16) 3/1/23 (L, 7-6, 13 inn.)
Struck out 20+ Batters	22 at Memphis 5/8/21 (W, 7-4)
Struck out 22 Batters (Program Record)	22 at Memphis (5/8/21 - 10 inn.) & 22 vs. Army West Point (3/16/18)
Walked 10+ Batters	2x in 2024, last at Tulane (13) 4/12/24 (L, 11-3)
Did Not Walk a Batter	2x in 2024, last at Florida 5/7/24 (L, 4-1)
Played an Extra Inning Game	vs. Wichita State 4/7/24 (W, 3-2, 10 inn.)
Won an Extra Inning Game	vs. Wichita State 4/7/24 (W, 3-2, 10 inn.)
Played to a Tie	at Wichita St. 5/13/18 (T, 9-9)
Walked 15+ Times	at FIU (15) 3/15/22 (W, 14-9)
Did not Walk	2x, last at UTSA 5/10/24 (L, 5-2)
Did not Strike Out	Not from 2012 onward
Struck out 20+ Times	at No. 16 Florida State (21) 3/1/23 (L, 7-6, 13 inn.)

Home Run Tracker

#	PLAYER	DATE	OPPONENT	DIRECTION	ON-BASE	INN.	COUNT	OUTS
---	--------	------	----------	-----------	---------	------	-------	------

*Denotes walk-off homer

BULLS MISC. CAREER STATS

MULTI-HIT GAMES

Player	'22	'23	'24	'25	TOT
R. Betancourt	—	18	12	-	30
M. Brodil	9	8	10	-	27
J. Mayo	8	5	11	-	24
S. Puckett	—	—	10	-	10
M. Rose	—	0	7	-	7
M. Buffington	—	—	3	-	3

MULTI-RBI GAMES

Player	'22	'23	'24	'25	TOT
J. Mayo	9	4	10	-	23
R. Betancourt	—	9	3	-	12
S. Puckett	—	—	9	-	9
M. Brodil	2	0	2	-	4
M. Rose	—	0	4	-	4
M. Buffington	—	—	1	-	1

MULTI-HR GAMES

Player	'22	'23	'24	'25	TOT
J. Mayo	1	0	--	-	1
S. Puckett	—	—	1	-	1

QUALITY STARTS

Player	'22	'23	'24	'25	TOT
-					

COMPLETE GAMES

Player	'22	'23	'24	'25	TOT
-					

*Accomplished at previous school (D-1 only)

RECORD WATCH

HOME RUNS - CAREER

	NAME	HR	YEARS
1.	Ross Gload	54	1995-97
2.	Daniel Boyd	47	1998-2001
3.	Joe Genord	44	2016-19
4.	Drew Brutcher	40	2021-24
	Mike Eylward	40	1998-01
6.	Jason Dellaero	39	1996-97
7.	Troy Rusk	34	1987-90
8.	Bobby Boser	31	2022-24
9.	Scott Hemond	29	1984-86
	Bob Ribinski	29	1993-96
--	Jackson Mayo	22	2022-Pres.

2024 University of South Florida Baseball Overall Statistics (as of May 18, 2024)

Overall Record: 26-29 Conf: 11-16 Home: 18-15 Away: 8-14 Neutral: 0-0

All games Sorted by Batting Avg

#	Player	AVG	GP-GS	AB	R	H	2B	3B	HR	RBI	TB	SLG%	BB	HBP	SO	GDP	OB%	SF	SH	SB-ATT	PO	A	E	FLD%
29	Monque, Joaquin	.313	49-47	166	25	52	7	0	2	26	65	.392	18	5	36	1	.389	4	6	7-9	209	55	6	.978
0	Montes, John	.309	53-52	194	37	60	13	0	8	41	97	.500	20	6	23	4	.386	3	2	7-11	216	103	5	.985
18	Brutcher, Drew	.304	55-54	204	44	62	17	2	6	26	101	.495	44	4	58	3	.435	1	0	7-9	90	2	2	.979
5	Betancourt, Rafael	.302	44-42	162	24	49	10	0	3	20	68	.420	12	4	30	6	.359	3	2	2-3	3	0	0	1.000
10	Rozenblum, Ben	.295	55-53	190	41	56	9	2	8	32	93	.489	28	12	42	3	.414	2	3	19-22	311	16	2	.994
4	Mayo, Jackson	.262	51-48	183	38	48	15	1	8	36	89	.486	28	3	54	1	.367	1	0	8-14	97	0	2	.980
3	Snow, Eric	.258	45-43	155	21	40	9	0	1	19	52	.335	13	8	26	2	.345	1	1	9-13	55	124	11	.942
45	Cebert, Jack	.500	15-13	2	0	1	0	0	0	0	1	.500	0	0	1	0	.500	0	1	0-0	7	4	0	1.000
50	Ross, Jaden	.333	4-1	6	0	2	1	0	0	2	3	.500	1	0	2	0	.429	0	0	0-0	2	0	0	1.000
1	Brodil, Marcus	.319	41-34	113	27	36	8	0	3	16	53	.469	37	4	36	2	.500	0	0	5-8	65	0	1	.985
6	Puckett, Stewart	.307	36-26	101	15	31	6	1	5	28	54	.535	12	2	26	1	.385	2	2	4-5	114	14	5	.962
8	Boser, Bobby	.299	34-30	117	28	35	5	1	12	32	78	.667	10	1	35	1	.351	3	0	6-8	39	93	4	.971
2	Rose, Matt	.264	37-32	106	14	28	3	0	0	18	31	.292	12	4	22	0	.358	1	3	7-9	12	48	4	.938
14	Rodriguez, Nick	.250	2-2	4	0	1	0	0	0	0	1	.250	0	1	2	0	.400	0	1	0-0	0	0	0	.000
28	Buffington, Matthew	.217	23-19	60	9	13	1	0	1	5	17	.283	7	2	16	3	.319	0	3	3-3	154	7	3	.982
19	Mock, Dawson	.176	23-3	17	5	3	0	1	0	1	5	.294	2	0	4	1	.263	0	1	0-1	10	8	1	.947
17	Robertson, Kohl	.107	18-7	28	5	3	0	0	1	5	6	.214	5	3	8	0	.306	0	2	2-2	3	1	0	1.000
9	Richardson, Jake	.000	7-2	8	0	0	0	0	0	0	0	.000	0	0	7	0	.000	0	0	0-0	1	0	0	1.000
15	Dorsey, Chandler	.000	26-0	0	1	0	0	0	0	0	0	.000	1	0	0	0	1.000	0	0	0-0	3	0	0	1.000
Totals		.286	55-55	1816	334	520	104	8	58	307	814	.448	250	59	428	28	.386	21	27	86-117	1404	528	57	.971
Opponents		.275	55-55	1830	345	504	105	11	50	313	781	.427	228	80	451	35	.377	18	26	81-101	1395	482	62	.968

LOB: Team (434), Opp (420) **DPs Turned:** Team (43), Opp (36) **IBB:** Team (5), Brutcher (5), Opp (3) **Picked Off:** Mayo (2), Rozenblum (2), Boser (1), Brodil (1), Monque (1), Snow (1)

All games Sorted by Earned Run Avg

#	Player	ERA	W-L	APP	GS	CG	SHO	SV	IP	H	R	ER	BB	SO	2B	3B	HR	B/AVG	WP	HP	BK	SFA	SHA
13	Kling, Corey	1.93	0-0	8	0	0	0-0	0	9.1	4	2	2	5	8	1	0	1	.125	0	0	0	0	0
37	Skeen, Riley	2.95	1-1	17	0	0	0-0	2	18.1	23	9	6	8	23	2	0	0	.324	6	7	0	1	2
15	Dorsey, Chandler	3.60	2-1	26	0	0	0-0	8	30.0	20	13	12	16	41	5	0	3	.180	3	7	0	3	0
47	Scrape, Kyle	4.09	0-1	9	0	0	0-0	1	11.0	11	6	5	5	16	3	0	1	.256	0	2	0	0	0
22	Volini, Joey	4.40	3-0	14	3	0	0-0	0	28.2	27	15	14	14	26	5	2	3	.257	1	4	0	3	4
34	Bevis, Logan	4.94	1-1	14	2	0	0-1	0	23.2	25	14	13	15	19	6	0	1	.284	1	1	0	0	2
35	Gailey, Lawson	5.13	2-3	13	8	0	0-0	0	33.1	33	25	19	15	25	8	0	2	.258	3	2	0	1	3
39	Manriquez, Mason	5.14	0-0	6	0	0	0-0	0	7.0	11	6	4	7	3	5	0	0	.355	1	1	0	0	1
12	Mink, Hunter	5.66	3-7	14	14	1	0-0	0	76.1	74	52	48	27	83	15	0	8	.251	8	9	0	1	4
45	Cebert, Jack	5.72	7-6	15	13	0	0-0	0	74.0	91	53	47	19	61	14	3	8	.303	6	10	1	4	2
26	Newton, Austin	6.20	0-1	18	1	0	0-0	0	20.1	20	14	14	8	22	5	1	2	.250	1	5	0	1	0
21	Madonna, Dominick	6.97	3-1	16	6	0	0-1	0	50.1	57	41	39	19	47	14	2	8	.282	2	4	1	0	3
30	Brown, Matt	7.01	2-2	14	4	0	0-0	0	25.2	24	22	20	20	21	1	1	3	.247	5	14	0	2	1
40	Pineda, Nick	7.45	1-1	9	0	0	0-0	0	9.2	10	9	8	4	9	3	0	0	.256	0	6	0	0	0
25	Archie, Bryce	8.15	0-2	13	3	0	0-0	0	17.2	29	16	16	14	18	9	0	3	.382	6	1	1	0	1
24	Mink, Tanner	8.69	1-1	16	0	0	0-0	0	19.2	30	24	19	11	14	5	2	1	.361	1	4	0	1	2
49	Longoria, Adan	14.63	0-1	7	1	0	0-0	0	8.0	9	13	13	10	10	4	0	3	.300	4	1	0	1	1
33	Jula, Peyton	17.18	0-0	6	0	0	0-0	0	3.2	4	7	7	7	5	0	0	2	.286	3	2	0	0	0
20	Grause, Austin	27.00	0-0	2	0	0	0-0	0	1.1	2	4	4	4	0	0	0	1	.400	0	0	0	0	0
Totals		5.96	26-29	237	55	1	1	11	468.0	504	345	310	228	451	105	11	50	.275	51	80	3	18	26
Opponents		5.71	29-26	212	55	1	2	15	465.0	520	334	295	250	428	104	8	58	.286	32	59	5	21	27

PB: Team (14), Totals (14), Buffington (5), Monque (5), Rozenblum (4), Opp (9) **Pickoffs:** Team (2), Madonna 1, Totals , Opp (7)
SBA/ATT: Totals (162-200), Monque (30-36), Rozenblum (30-38), Buffington (21-25), Cebert (12-18), Dorsey (12-12), Mink (12-14), Madonna (8-10), Gailey (6-7), Mink (5-6), Bevis (4-7), Brown (4-5), Jula (3-3), Manriquez (3-3), Newton (3-3), Archie (2-4), Scrape (2-2), Grause (1-1), Longoria (1-2), Pineda (1-1), Skeen (1-1), Volini (1-2)

**2024 University of South Florida Baseball
Overall Statistics (as of May 18, 2024)**

All games Sorted by Fielding Pct

#	Player	C	PO	A	E	FLD%	DP	SBA	CSB	SBA%	PB	CI
45	Cebert, Jack	11	7	4	0	1.000	0	12	6	.667	0	0
13	Kling, Corey	4	2	2	0	1.000	0	0	0	—	0	0
17	Robertson, Kohl	4	3	1	0	1.000	0	0	0	—	0	0
15	Dorsey, Chandler	3	3	0	0	1.000	0	12	0	1.000	0	0
34	Bevis, Logan	3	1	2	0	1.000	0	4	3	.571	0	0
37	Skeen, Riley	3	1	2	0	1.000	0	1	0	1.000	0	0
5	Betancourt, Rafael	3	3	0	0	1.000	2	0	0	—	0	0
25	Archie, Bryce	2	0	2	0	1.000	0	2	2	.500	0	0
26	Newton, Austin	2	0	2	0	1.000	0	3	0	1.000	0	0
50	Ross, Jaden	2	2	0	0	1.000	0	0	0	—	0	0
20	Grause, Austin	1	0	1	0	1.000	1	1	0	1.000	0	0
33	Jula, Peyton	1	0	1	0	1.000	0	3	0	1.000	0	0
39	Manriquez, Mason	1	0	1	0	1.000	0	3	0	1.000	0	0
47	Scrape, Kyle	1	1	0	0	1.000	0	2	0	1.000	0	0
49	Longoria, Adan	1	0	1	0	1.000	0	1	1	.500	0	0
9	Richardson, Jake	1	1	0	0	1.000	0	0	0	—	0	0
10	Rozenblum, Ben	329	311	16	2	.994	8	30	8	.789	4	0
0	Montes, John	324	216	103	5	.985	31	0	0	—	0	0
1	Brodil, Marcus	66	65	0	1	.985	0	0	0	—	0	0
28	Buffington, Matthew	164	154	7	3	.982	1	21	4	.840	5	0
4	Mayo, Jackson	99	97	0	2	.980	0	0	0	—	0	0
18	Brutcher, Drew	94	90	2	2	.979	1	0	0	—	0	0
29	Monque, Joaquin	270	209	55	6	.978	7	30	6	.833	5	0
8	Boser, Bobby	136	39	93	4	.971	19	0	0	—	0	0
6	Puckett, Stewart	133	114	14	5	.962	12	0	0	—	0	0
19	Mock, Dawson	19	10	8	1	.947	0	0	0	—	0	0
3	Snow, Eric	190	55	124	11	.942	26	0	0	—	0	0
2	Rose, Matt	64	12	48	4	.938	3	0	0	—	0	0
12	Mink, Hunter	14	4	8	2	.857	0	12	2	.857	0	0
22	Volini, Joey	7	0	6	1	.857	0	1	1	.500	0	0
30	Brown, Matt	7	1	5	1	.857	1	4	1	.800	0	0
35	Gailey, Lawson	10	2	6	2	.800	2	6	1	.857	0	0
24	Mink, Tanner	9	0	7	2	.778	1	5	1	.833	0	0
21	Madonna, Dominick	8	1	5	2	.750	0	8	2	.800	0	0
40	Pineda, Nick	3	0	2	1	.667	1	1	0	1.000	0	0
14	Rodriguez, Nick	0	0	0	0	.000	0	0	0	—	0	0
Totals		1989	1404	528	57	.971	116	162	38	.810	14	0
Opponents		1939	1395	482	62	.968	91	172	59	.745	9	0

Hitting minimums - 75% of games played, 2 AB/G