



SOUTH FLORIDA

BASEBALL

SOUTH FLORIDA BULLS

FEB. 16-18

2024 SCHEDULE

DATE	OPPONENT	TIME/RESULT	WATCH
Fri., Feb. 16	UConn	6:00 PM	ESPN+
Sat., Feb. 17	Louisville	4:00 PM	ESPN+
Sun., Feb. 18	Indiana State	1:00 PM	ESPN+
Fri., Feb. 23	Marist	6:30 PM	ESPN+
Sat., Feb. 24	Marist (DH)	1:00 PM	ESPN+
Sat., Feb. 24	Marist (DH)	TBA	ESPN+
Sun., Feb. 25	Marist	1:00 PM	ESPN+
Tues., Feb. 27	at Florida State	5:00 PM	AAC Net. Ex.
Fri., March 1	at UCF	6:00 PM	TBA
Sat., March 2	at UCF	6:00 PM	TBA
Sun., March 3	at UCF	1:00 PM	TBA
Tues., March 5	at UNF	6:00 PM	TBA
Wed., March 6	at Jacksonville	6:00 PM	TBA
Fri., March 8	North Carolina A&T	6:30 PM	ESPN+
Sat., March 9	North Carolina A&T	2:00 PM	ESPN+
Sun., March 10	North Carolina A&T	1:00 PM	ESPN+
Wed., March 13	Maine	6:00 PM	ESPN+
Fri., March 15	UNC Greensboro	6:30 PM	ESPN+
Sat., March 16	UNC Greensboro	2:00 PM	ESPN+
Sun., March 17	UNC Greensboro	1:00 PM	ESPN+
Tues., March 19	at FGCU	6:30 PM	TBA
Wed., March 20	FAMU	6:00 PM	ESPN+
Fri., March 22	Memphis	6:30 PM	ESPN+
Sat., March 23	Memphis	2:00 PM	ESPN+
Sun., March 24	Memphis	1:00 PM	ESPN+
Tues., March 26	at Bethune-Cookman	6:30 PM	TBA
Thurs., March 28	at Charlotte*	6:00 PM	TBA
Fri., March 29	at Charlotte*	6:00 PM	TBA
Sat., March 30	at Charlotte*	1:00 PM	TBA
Tues., April 2	at Stetson	6:30 PM	TBA
Fri., April 5	Wichita State*	6:30 PM	ESPN+
Sat., April 6	Wichita State*	2:00 PM	ESPN+
Sun., April 7	Wichita State*	1:00 PM	ESPN+
Tues., April 9	Bethune-Cookman	6:00 PM	ESPN+
Fri., April 12	at Tulane*	6:30 PM	TBA
Sat., April 13	at Tulane*	6:30 PM	TBA
Sun., April 14	at Tulane*	1:00 PM	TBA
Tues., April 16	FGCU	6:00 PM	ESPN+
Fri., April 19	Rice*	6:30 PM	ESPN+
Sat., April 20	Rice*	2:00 PM	ESPN+
Sun., April 21	Rice*	1:00 PM	ESPN+
Fri., April 26	FAU*	6:30 PM	ESPN+
Sat., April 27	FAU*	2:00 PM	ESPN+
Sun., April 28	FAU*	1:00 PM	ESPN+
Tues., April 30	Stetson	6:00 PM	ESPN+
Fri., May 3	at ECU*	6:00 PM	ESPN+
Sat., May 4	at ECU*	4:00 PM	ESPN+
Sun., May 5	at ECU*	1:00 PM	ESPN+
Tues., May 7	at Florida	6:30 PM	SEC Net+
Fri., May 10	at UTSA*	7:00 PM ET	TBA
Sat., May 11	at UTSA*	3:00 PM ET	TBA
Sun., May 12	at UTSA*	2:00 PM ET	TBA
Tues., May 14	UNF	6:00 PM	ESPN+
Thurs., May 16	UAB*	6:30 PM	ESPN+
Fri., May 17	UAB*	5:00 PM	ESPN+
Sat., May 19	UAB*	1:00 PM	ESPN+
May 21-26	AAC Championship (Clearwater, Fla.)		

* Conference Games

Home Games in GREEN | Times listed as ET & subject to change



South Florida

2023 Record/Stats
21-39 (7-17 AAC)

BA: .298
R: 345
SB: 39/57
HR: 74
XBH: 173
K: 535
BB: 206
OBP: .361
ERA: 6.82
K: 517
BB: 258
BAA: .298

Indiana State

2023 Record/Stats
45-17 (24-3 MVC)

BA: .272
R: 401
SB: 44/64
HR: 73
XBH: 199
K: 525
BB: 235
OBP: .374
ERA: 3.84
K: 534
BB: 193
BAA: .239

Louisville

2023 Record/Stats
31-24 (10-20 ACC)

BA: .280
R: 382
SB: 88/118
HR: 57
XBH: 170
K: 438
BB: 234
OBP: .384
ERA: 4.39
K: 514
BB: 254
BAA: .245

UConn

2023 Record/Stats
44-17 (15-5 Big East)

BA: .302
R: 476
SB: 122/147
HR: 78
XBH: 217
K: 477
BB: 335
OBP: .411
ERA: 4.91
K: 554
BB: 252
BAA: .266

WEEKEND SCHEDULE

Friday, February 16

12 p.m. - Indiana State vs. Louisville
6 p.m. - UConn vs. South Florida (ESPN+)

Saturday, February 17

12 p.m. - UConn vs. Indiana State
4 p.m. - Louisville vs. South Florida (ESPN+)

Sunday, February 18

9 a.m. - Louisville vs. UConn
1 p.m. - Indiana State vs. South Florida (ESPN+)

LEADING OFF

BULLS HOST OPENING WEEKEND

The University of South Florida Bulls open the 2024 campaign with a seven-game homestand in Tampa, beginning with a loaded opening weekend against UConn, Louisville & Indiana State. USF hosted a similar opening-weekend tournament in 2022 with UConn, Louisville & Charlotte all coming to Tampa. Indiana State (2023), UConn (2022), Louisville (2022) and USF (2021) have each advanced to an NCAA Super Regional in recent seasons. UConn has won at least 40 games in back-to-back seasons and made the NCAA Regional both years. Indiana State is coming off a 45-win season when the Sycamores hosted a Regional and advanced to the Super Regional. Louisville has played in the College World Series five times, most recently in 2019.

- South Florida vs. UConn - Bulls lead the all-time series, 35-30
- South Florida vs. Louisville - Cardinals lead the all-time series, 42-39
- South Florida vs. Indiana State - Bulls leads the all-time series, 2-1

@USFBASEBALL

@USFATHLETICS

#HORNSUP

#CARRYTHEBOAT



USF QUICK FACTS

HEAD COACH BILLY MOHL

Years: _ 7th as Head Coach (10th overall at USF)

Alma Mater: _____ Tulane '07

Career Record: _____ 148-158-1 (7th)

Record at USF: _____ 148-158-1 (7th)

UNIVERSITY QUICK FACTS

Location: Tampa, Fla. Enrollment: 48,732

Nickname: Bulls Colors: Green & Gold

Conference: American Athletic (AAC)

President: Rhea Law

Athletic Director: Michael Kelly

TEAM OVERVIEW

2023 Overall Record: 21-39

2023 American Athletic Record: 7-17 (8th)

Last Postseason: 2021 NCAA Super Regional

Total Players Returning/Lost: 24/13

Starting Position Players Returning/Lost: 6/3

Pitchers Returning/Lost: 13/7

Newcomers: 21

BASEBALL HISTORY

First Year: 1966

All-time Record: 1,688-1,386-7 (59th season)

All-Time NCAA Appearances: 14 (last 2021)

American Conference: 113-131-1 (11th season)

All-Americans: 12 selections

Freshman All-Americans: 19 selections

All-Conference: 148 selections

Player/Pitcher of the Year: 5 selections

Coach of the Year: 10 selections

Freshman/Rookie of the Year: 7 selections

Defensive Player of the Year: 1 selection

FIELD INFORMATION

Name: USF Baseball Stadium (aka Red McEwen Field)

Surface: Turf (installed 2023)

Capacity: 3,211 Opened: 2011

Dimensions: LF-325, CF-400, RF-330

THE PROGRAM

The University of South Florida baseball program played its first season in 1966 and is entering its 59th season in 2024. The Bulls have made 14 NCAA Tournament appearances, including four since 2015. South Florida reached its first NCAA Super Regional in 2021. USF was ranked in the Top 25 by five different publications in the final 2021 polls, checking in as high as No. 16. The Bulls have won 11 total conference championships, including six regular season (3 Sun Belt, 2 Metro, 1 C-USA) and five tournament titles (3 Sun Belt, 1 Metro, 1 AAC), had over 100 all-conference selections. USF baseball players have been recognized with All-America honors 12 times, most recently with third baseman David Villar (2018), and 19 have earned Freshman All-America accolades, most recently Eric Snow (2023). In his nine previous years with the program, Billy Mohl has seen 23 Bulls drafted, including 16 pitchers and six total players reach the Big Leagues. Shane McClanahan, a first-rounder in 2018, is a two-time MLB All-Star and was the AL starting pitcher in the 2022 ASG.

SEASON STORY LINES

TOUGH COMPETITION:

Including UConn and Indiana State this weekend, South Florida will face eight 2023 NCAA Regional teams this upcoming season. The other teams are: Charlotte, ECU, Florida, Florida A&M, Maine and Tulane.

BACK TO HIS ROOTS:

Head coach Billy Mohl will return to his duties as pitching coach for the 2024 season. Mohl, a former collegiate standout on the mound and 2024 Tulane Athletics Hall of Fame inductee, cut his teeth in the coaching ranks as a pitching coach. He enters his seventh season as skipper at South Florida and 10th overall on staff. Mohl was the pitching coach for the Bulls from 2015-2017 before being promoted to head coach. During that stint as pitching coach, USF made two NCAA Regionals and had a sparkling 3.24 team ERA in 2017. The Bulls are coming off a 2024 season where they posted a 6.82 ERA, the highest since 1998.

BALANCING ACT:

The Bulls belted 74 home runs in 2023, the most since 1996 (91 HR) and return 60 of those longball hitters to the 2024 lineup. USF also struck out 535 times, the most in over two decades. Associate head coach Alan Kunkel has returned to the staff (2020-21) along with Chris Cates (2015-19). Kunkel works directly with the hitters and Cates on the running game. The two essentially serve as co-offensive coordinators for a lineup that returns plenty of pop, but is also expected to feature more speed and small ball. USF hasn't stolen more than 50 bases in a season since 2019 (Cates on staff) and is averaging just 35 stolen bases over the past three years.

NEW LOOK AMERICAN:

The American Athletic Conference welcomes five new baseball members in the 2024 season: Charlotte (2023 Regional Team), Florida Atlantic, Rice (2003 National Champion and seven-time CWS participant), UAB and UTSA (2023 C-USA runner-up).

PRESEASON POLL:

- 1) ECU
- 2) Charlotte
- 3) UTSA
- 4) Florida Atlantic
- 5) South Florida
- 6) Memphis
- 7) Wichita State
- 8) Rice
- 9) Tulane
- 10) UAB

CARDINAL CONNECTION:

Chris Cates was a 2007 MLB Draft Pick out of Louisville in 2007 where he was coached for three seasons by Lelo Prado. Prado went on to become South Florida's head coach from 2007-14. He now serves as sport administrator for the baseball team and is the Deputy AD for Development at USF.

AROUND THE HORN:

The Bulls return 10 positions players from 2023, having only lost two full-time starters.

The AAC Defensive Player of the Year, sophomore Eric Snow returns to the shortstop position and super utility Bobby Boser appears slated for second base.

Sophomore Matt Rose expects to be the opening day third baseman while returners Rafael Betancourt, Ben Rozenblum, John Montes and Joaquin Monque will see time at first base. Monque and Rozenblum are the returning backstops.

Senior Drew Brutchter is back in right field. Juniors Jackson Mayo and Marcus Brodil return while true freshman Jake Richardson along with transfers Kohl Robertson and Jaden Ross are in the outfield mix.

ONE LAST DANCE:

Senior Drew Brutchter returns in Green & Gold for his final season in 2024. The slugger enters this year tied for sixth all-time in program history with 34 career home runs. Brutchter launched a career-best 13 dingers in 2023, including two stretches where he homered in three straight games. Brutchter was a 2021 Freshman All-American and a 2023 All-AAC First Team recipient. He was the only Bull to start in all 60 games a year ago.

BOBBY BOMBS:

aka Bobby 2 Bombs...as he earned that moniker on Opening Day 2023 with a pair of longballs in an 8-7 win over No. 13 Maryland. Boser had a sensational sophomore campaign and was named First Team All-AAC for his efforts. His 15 homers last season were the most by a Bull since 2018 (Joe Genord) and tied for ninth all-time in USF single-season history. Boser parlayed that great season into being named a Cape Cod League All-Star last summer. A super utility player, Boser enters the season ranked as the No. 18 second baseman in the country by D1Baseball.com.

2024 AMERICAN CONFERENCE

STANDINGS

SCHOOL	CONF	OVERALL	STREAK
South Florida	0-0	0-0	--
Charlotte	0-0	0-0	--
No. 11 ECU	0-0	0-0	--
Florida Atlantic	0-0	0-0	--
Memphis	0-0	0-0	--
Rice	0-0	0-0	--
Tulane	0-0	0-0	--
UAB	0-0	0-0	--
UTSA	0-0	0-0	--
Wichita State	0-0	0-0	--

AAC WEEKLY AWARDS

PITCHER OF THE WEEK

-- --

PLAYER OF THE WEEK

-- --

HONOR ROLL

-- --

'23 POSTSEASON AWARDS

ALL-AAC FIRST TEAM

Bobby Boser
Drew Bratcher
Eric Snow (*unanimous selection)

ALL-AAC SECOND TEAM

Jack Cebert

AAC ALL-FRESHMAN TEAM

Rafael Betancourt
Eric Snow

DEFENSIVE PLAYER OF THE YEAR

Eric Snow

'24 PRESEASON HONORS

ALL-AAC

Bobby Boser, Drew Bratcher, Jack Cebert,
Ben Rozenblum, Eric Snow

THE BOYS OF SUMMER:

After playing six different positions and being named a Cape Cod League All-Star, D1Baseball.com tabbed Bobby Boser "among the best non-P5 position players in the country." Eric Snow also shined in the Cape, batting .293 with seven extra-base hits in 39 games, including a .533 average, three doubles and a homer in five playoff games. Matt Rose hit a scorching .438 and won the Sunbelt League Batting Title. Mason Manriquez also appeared in the Cape and was a member of the Bourne Braves Championship Team.

FRESHMAN FRENZY:

South Florida has had 19 players earn Freshman All-American honors in program history, most recently Eric Snow. Snow, tabbed the No. 65 prospect of the 2025 MLB Draft by D1Baseball.com, paced USF in batting average (.343) and RBI (45) in 2023. Snow looks to build on his impressive young resume this season after being named the 2023 AAC Defensive Player of the Year for his slick work at shortstop (145 assists/75 put-outs/five errors)

Rafael Betancourt also broke out, seemingly out of nowhere, as a rookie in 2023. Injuries on the team forced Betancourt into the lineup 16 games into the season, and he never left - starting in the final 44 games.

VOUGE:

Senior transfer Dominick Madonna figures to play a prominent role in the weekend rotation after joining South Florida from North Florida in 2024. Madonna was named Third Team All-ASUN in 2023 and was a workhorse on the mound for UNF. Over his final seven starts last season, Madonna posted a 5-0 record with a 2.96 ERA (17 ER/51.2 IP), including two complete games.


RISEING STAR:

Orion Kerkerer became the fifth USF pitcher (seventh total player - Shane McClanahan, Peter Strzelecki, Jimmy Herget, Coco Montes, David Villar, Phoenix Sanders) under Billy Mohl to reach the Major Leagues last season. Kerkerer, a fifth-round pick by Philadelphia in 2022, began the 2023 season at Low-A before rocketing up the ladder and landing in the MLB Postseason with the Phillies. He was named Philadelphia's Minor League Pitcher of the Year on September 22, just four days after being promoted to Triple-A, and was called up by the Phillies later that day. Kerkerer made three regular season appearances with the Phillies before landing on the postseason roster and reaching the NLCS with the club. He made seven total appearances and struck out five over 5.1 IP in the postseason.

USF HOME RUNS

CAREER

1	ROSS GLOAD (1995-97)	54
2	DANIEL BOYD (1998-01)	47
3	JOE GENORD (2016-19)	44
4	MIKE EYLWARD (1998-01)	40
5	JASON DELLAERO (1996-97)	39
6	DREW BRUTCHER (2021-PRES.)	34
	TROY RUSK (1987-90)	34
8	BOB RIBINSKI (1993-96)	29
	SCOTT HEMOND (1984-86)	29
10	WADE NORRIS (1991-92)	28



FIND US ON SOCIAL MEDIA

IG & Twitter: @USFBaseball
Facebook: /BaseballUSF

USF ATHLETIC COMMUNICATIONS

4202 E. Fowler Ave., ATH 100, Tampa, FL 33620
OFFICE: 813-974-2125 WEB: GoUSFBulls.com
Dave Albrecht, Associate Director of Comms.
O: (813) 974-7099 | C: (561)-525-4997 | albrecht25@usf.edu

USF ROSTER

#	NAME	POS.	B/T	HT.	WT.	CL.	HOMETOWN (HS/PREVIOUS SCHOOL)
0	John Montes	INF	L/R	5-10	185	Sr.	Toa Alto, Puerto Rico (Leadership Christian Academy/UCF)
1	Marcus Brodil	OF	L/L	6-0	193	Jr.	Dundee, Fla. (Dundee HS)
2	Matt Rose	INF	R/R	5-6	177	So.	Clearwater, Fla. (Calvary Christian HS)
3	Eric Snow	INF	R/R	5-8	185	So.	Forsyth, Ga. (Mary Persons HS)
4	Jackson Mayo	OF	L/L	6-1	190	Jr.	St. Johns, Fla. (Bolles HS)
5	Rafael Betancourt	UTL	S/R	5-11	195	So.	Deltona, Fla. (Deltona HS)
6	Stewart Puckett	INF	L/R	5-10	188	R-Fr.	DeLeon Springs, Fla. (DeLand HS)
8	Bobby Boser	UTL	R/R	6-1	209	Jr.	Wesley Chapel, Fla. (Wiregrass Ranch)
9	Jake Richardson	OF	R/R	5-10	175	Fr.	Melbourne, Fla. (Melbourne HS)
10	Ben Rozenblum	C/UTL	R/R	5-11	194	R-Sr.	Coral Springs, Fla. (Calvary Christian Academy/FIU)
12	Hunter Mink	RHP	R/R	6-1	199	R-Sr.	Palm Harbor, Fla. (Palm Harbor University HS/Florida)
13	Corey Kling	RHP	R/R	5-10	170	Fr.	Delray Beach, Fla. (West Boca Raton HS)
14	Nick Rodriguez	C	L/R	6-0	188	Fr.	Miami, Fla. (Miami Sunset Senior HS)
15	Chandler Dorsey	RHP	R/R	6-4	222	So.	Lakeland, Fla. (George Jenkins HS)
16	Shawn Andrade	INF	R/R	6-0	170	Fr.	St. Johns, Fla. (St. Johns Country Day HS)
17	Kohl Robertson	OF	R/R	5-10	177	R-So.	Land O'Lakes, Fla. (Sickles HS/Florida Southwestern/Pasco-Hernando)
18	Drew Brucher	OF	L/R	6-5	215	Sr.	Lakeland, Fla. (Lakeland Senior HS)
19	Dawson Mock	UTL	L/R	6-0	185	Fr.	Mayo, Fla. (Lafayette HS)
20	Austin Grause	RHP	R/R	6-0	185	Jr.	Tampa, Fla. (Gaither HS)
21	Dominick Madonna	RHP	R/R	5-11	180	R-Sr.	Lady Lake, Fla. (Villages Charter HS/UNF)
22	Joey Volini	LHP	L/L	6-4	253	R-So.	Tampa, Fla. (Jesuit HS)
24	Tanner Mink	RHP	R/R	6-0	193	R-Sr.	Palm Harbor, Fla. (Palm Harbor University HS)
25	Bryce Archie	RHP	R/R	6-3	212	So.	Powder Springs, Ga. (McEachern HS/Coastal Carolina)
26	Austin Newton	RHP	R/R	6-6	235	So.	Tampa, Fla. (A3 Academy)
28	Matt Buffington	C	R/R	6-1	214	Jr.	Andover, Kan. (Andover Central HS/Kansas City CC)
29	Joaquin Monque	C/UTL	R/R	6-0	212	Sr.	Weston, Fla. (Cypress Bay HS)
30	Matt Brown	RHP	R/R	6-4	240	Jr.	Oakville, Ontario, Canada (Frontier CC/St. Petersburg CC)
32	Garrett Smith*	UTL	L/L	6-1	211	Fr.	Melbourne, Fla. (Ea Gallie HS)
33	Peyton Julia	RHP	R/R	6-1	210	R-Sr.	Sarasota, Fla. (Cardinal Mooney HS/Austin Peay State)
34	Logan Bevis	RHP	R/R	6-6	220	Fr.	Longwood, Fla. (Montverde Academy)
35	Lawson Gailey	RHP	R/R	6-0	180	So.	Lavonia, Ga. (Franklin County HS)
37	Riley Skeen	RHP	R/R	6-0	179	Sr.	Pompano Beach, Fla. (Pompano Beach HS/Florida Southwestern)
38	Caleb Pundsack*	LHP	L/L	6-1	200	Sr.	Groveland, Fla. (South Lake HS)
39	Mason Manriquez	RHP	R/R	6-0	202	R-Jr.	Wellington, Fla. (American Heritage HS/Duke/Pensacola State)
40	Nick Pineda	RHP	R/R	6-3	210	Jr.	Davie, Fla. (Western HS/Erskine College/Hillsborough CC)
41	Austin Waring	LHP	L/L	6-7	215	Fr.	Orlando, Fla. (Orangewood Christian HS)
42	JP Pennella	OF	L/R	5-10	170	Fr.	Land O'Lakes, Fla. (Land O'Lakes HS)
43	Quin Prosser*	RHP	R/R	5-11	200	Jr.	Bradenton, Fla. (Inspiration Academy/Hillsborough CC)
44	Corban Little*	LHP	R/L	5-9	180	So.	Lakeland, Fla. (George Jenkins HS)
45	Jack Cebert	RHP	R/R	6-3	207	Jr.	Tampa, Fla. (Calvary Christian HS)
46	Matt Goldenbaum*	RHP	R/R	5-11	203	Fr.	Fairless Hills, Pa. (Holy Ghost Prep)
47	Kyle Scrape	LHP	L/L	6-2	190	Sr.	Tampa, Fla. (Wiregrass HS/Hillsborough CC/Old Dominion Univ.)
49	Adan Longoria	RHP	R/R	6-1	221	Fr.	Plant City, Fla. (Plant City HS)
50	Jaden Rose	OF	R/R	6-1	185	Jr.	Tampa, Fla. (A3 Academy/Hudson Valley CC)
52	Anthony Saleeba	C	R/R	5-9	189	Fr.	Jacksonville, Fla. (A3 Academy)

*Injured for the 2024 Season

Head Coach: Billy Mohl

Associate Head Coach: Alan Kunkel

Assistant Coach: Chris Cates

Assistant Coach: Chris Johns

Student Assistant: Joe Cavallaro

Student Assistant: Dusty Snyder

Student Assistant: Jackson Cothren

PRONUNCIATION GUIDE

#0 John Montes (**mon-tez**)

#1 Marcus Brodil (**bro-DELL**)

#5 Rafael (**raf-EYE-el**) Betancourt

#8 Bobby Boser (**BO-zer**)

#10 Ben Rozenblum (**rose-n-bloom**)

#16 Shawn Andrade (**ANN-drade**)

#22 Joey Volini (**vuH-LEE-nee**)

#29 Joaquin (**WAH-keen**) Monque (**Moan-kay**)

#33 Peyton Julia (**jewel-UH**)

#35 Lawson Gailey (**gay-lee**)

#39 Mason Manriquez (**man-REE-KEZ**)

#41 Austin Waring (**WHERE-ing**)

#42 JP Pennella (**puh-NELL-uh**)

#45 Jack Cebert (**sea-bert**)


#49 Adan (**AYE-den**) Longoria

#52 Anthony Saleeba (**suh-LEE-buh**)

Billy Mohl (**Mole**)

RADIO/TELEVISION ROSTER

0



**John
MONTES**

INF | 5-10 | Sr.
Toa Alto, Puerto Rico


1



**Marcus
BRODIL**

OF | 6-0 | Jo.
Dunedin, Fla.

2



**Matt
ROSE**

INF | 5-6 | So.
Clearwater, Fla.

3



**Eric
SNOW**

INF | 5-8 | So.
Forsyth, Ga.

4



**Jackson
MAYO**

OF | 6-11 | Jr.
St. Johns, Fla.

5



**Rafael
BETANCOURT**

UTL | 5-11 | So.
Deltona, Fla.

6



**Stewart
PUCKETT**

INF | 5-10 | R-Fr.
DeLeon Springs, Fla.

8



**Bobby
BOSER**

UTL | 6-1 | Jr.
Wesley Chapel, Fla.

9



**Jake
RICHARDSON**

OF | 5-10 | Fr.
Melbourne, Fla.

10



**Ben
ROZENBLUM**

C/UTL | 5-11 | R-Sr.
Coral Springs, Fla.

12



**Hunter
MINK**

RHP | 6-1 | R-Sr.
Palm Harbor, Fla.


13



**Corey
KLING**

RHP | 5-10 | Fr.
Delray Beach, Fla.

14



**Nick
RODRIGUEZ**

C | 6-0 | Fr.
Miami, Fla.

15



**Chandler
DORSEY**

RHP | 6-4 | So.
Lakeland, Fla.

16



**Shawn
ANDRADE**

INF | 6-0 | Fr.
St. John's, Fla.

17



**Kohl
ROBERTSON**

OF | 5-10 | R-So.
Land O'Lakes, Fla.

18



**Drew
BRUTCHER**

OF | 6-5 | Sr.
Lakeland, Fla.

19



**Dawson
MOCK**

UTL | 6-0 | Fr.
Mayo, Fla.

20



**Austin
GRAUSE**

RHP | 6-0 | Jr.
Tampa, Fla.

21



**Dominick
MADONNA**

RHP | 5-11 | R-Sr.
Lady Lake, Fla.

RADIO/TELEVISION ROSTER

22



**Joey
VOLINI**

RHP | 6-4 | R-Sr.
Tampa, Fla.

24



**Tanner
MINK**

RHP | 6-0 | R-Sr.
Palm Harbor, Fla.

25



**Bryce
ARCHIE**

RHP | 6-3 | So.
Powder Springs, Ga.

26



**Austin
NEWTON**

RHP | 6-6 | So.
Tampa, Fla.

28



**Matthew
BUFFINGTON**

C | 6-1 | Jr.
Andover, Kan.

29



**Joaquin
MONQUE**

C/UTL | 6-0 | Sr.
Weston, Fla.

30



**Matt
BROWN**

RHP | 6-4 | Jr.
Ontario, Canada

33



**Peyton
JULA**

RHP | 6-1 | R-Sr.
Sarasota, Fla.

34



**Logan
BEVIS**

RHP | 6-6 | Fr.
Longwood, Fla.

35



**Lawson
GAILEY**

RHP | 6-0 | So.
Lavonia, Ga.

37



**Riley
SKEEN**

RHP | 6-0 | Sr.
Pompano Beach, Fla.

39



**Mason
MANRIQUEZ**

RHP | 6-0 | Jr.
Wellington, Fla.

40



**Nick
PINEDA**

RHP | 6-3 | Jr.
Davie, Fla.

41



**Austin
WARING**

LHP | 6-7 | Fr.
Orlando, Fla.

42



**JP
Pennella**

OF | 5-10 | Fr.
Land O'Lakes, Fla.

45



**Jack
CEBERT**

RHP | 6-3 | Jr.
Tampa, Fla.

47



**Kyle
SCRAPE**

LHP | 6-2 | Sr.
Tampa, Fla.

49



**Adan
LONGORIA**

RHP | 6-1 | Fr.
Plant City, Fla.

50



**Jaden
ROSS**

OF | 6-1 | Jr.
Tampa, Fla.

52



**Anthony
SALEEBA**

C | 5-9 | Fr.
Jacksonville, Fla.

HEAD COACH BILLY MOHL

7th Season

- Led USF to a historic 2021 season, when the Bulls won the American Athletic Conference Tournament and the Gainesville Regional to earn the program's first appearance in the NCAA Super Regionals
- Sixteen of his USF pitchers have been drafted and five have made the major leagues
- Has developed 14 All-AAC players in six seasons as head coach and eight All-AAC pitchers during his nine-year association with the program
- Guided the Bulls to the AAC Tournament semifinals and earned an NCAA Regional bid in his first season as head coach in 2018
- His 2017 pitching staff led the nation and set a program record with 10.1 strikeouts per nine innings
- Spent five seasons on Mark Kingston's staff at Illinois State and joined him as an assistant at USF
- Inducted into the Tulane Athletics Hall of Fame (Class of '23) where he played four seasons, was named to the Conference USA All-Freshman Team and played on its 2005 College World Series team

Billy Mohl has helped USF baseball to unprecedented achievements in six seasons as the head coach and nine total seasons on the staff.

After a magical 2021 season — when the Bulls won their first conference title in 26 years, registered back-to-back triumphs against Florida and Miami to capture the Gainesville Regional and earned the first NCAA Super Regionals appearance in program history — Mohl said it was an affirmation that the biggest goals in college baseball are achievable at USF.

"We had a young club and we struggled with consistency, but we showed great perseverance," Mohl said. "We didn't quit and we eventually changed the trajectory of where we were heading. Our guys hadn't been in the fire before and they came out of it, so it was a lesson."

"We're in a great location. We're in a tremendous area and state for baseball. Our stadium is great and we continue to build our fan base. We are definitely moving in the right direction."

Mohl, who was named the program's seventh head coach on June 30, 2017 after serving as USF's pitching coach for three seasons. Sixteen of his USF pitchers have been drafted and five have made the major leagues, including Jimmy Herget, Orion Kerkering, Phoenix Sanders, Peter Strzelecki and Shane McClanahan, a 2018 first-rounder by the Tampa Bay Rays, who is a two-time MLB All-Star.

"USF baseball is in good hands with Billy Mohl," McClanahan says. "He did a lot for me as a pitcher and a lot for me as a person. I believe he will get our program to the next level and keep it there."

Mohl has been part of four NCAA Tournament teams at USF, including two when he served as Mark Kingston's pitching coach from 2015-17.

In 2022, USF had four players selected in the MLB Draft, the most among any AAC team - Orion Kerkering (fifth-round), Jack Jasiak (12th), Brad Lord (18th) and Carmine Lane (19th).

The clear highlight was 2021. The Bulls were picked to finish last in the AAC pre-season poll, but ended up being one of the most memorable teams in USF athletics history.

The Bulls defeated rival UCF in the championship game to win the program's first AAC Tournament title — and the program's first conference championship since 1995. USF earned the program's 14th NCAA Tournament appearance, but was still lightly regarded heading to the Gainesville Regional. But the Bulls dispatched of host and nationally-ranked Florida, perennial powerhouse Miami, and outlasted South Alabama in a thrilling comeback victory to advance to the program's first-ever Super Regional, where they fell in two games at No. 2 Texas.

USF became just the seventh Regional No. 4 seed to ever advance to a Super Regional under the current NCAA format. Drew Brutcher and Lane were both named Freshman All-Americans, becoming just the third set of teammates to do so in the same season, and first since 2009. The Bulls were ranked inside the final Top 25 by five different publications, checking in as high as No. 16.



MOHL YEAR-BY-YEAR

7th Season as Head Coach

YEAR	SCHOOL	RECORD	POSTSEASON
2024	USF	21-39	-
2023	USF	19-37	-
2022	USF	28-29	-
2021	USF	31-30	NCAA Super Regional
2020	USF	6-11	(COVID Season)
2019	USF	26-27	-
2018	USF	36-22-1	NCAA Regional
CAREER		148-158-1	

"We have a veteran offense, which has been through the fires and been battle-tested, and will have a new look to it under Coach Kunkel and Cates. There's a lot of new faces on the pitching staff, which I'm excited about because there's a lot of talent; now we have to see how they perform when the lights come out. I've enjoyed going back to my roots and having more of a hands-on approach with our pitchers this offseason. We're out for redemption this year after last season, which was completely unacceptable, and these guys have the mission in their minds to put us back where we were a couple of years ago."

- Billy Mohl, from his preseason press conference (2/7/24)

In his first season as head coach in 2019, Mohl's Bulls finished 36-22-1 (14-9-1 AAC), advanced to the semifinals of the conference tournament for the first time since 2012 and made a second straight NCAA Tournament appearance.

Mohl led one of the nation's top pitching staffs that saw two arms selected in the 2018 MLB Draft with first-rounder McClanahan and closer Andrew Perez (eighth round). USF's pitchers finished fifth nationally with 10 strikeouts per nine innings and 581 total strikeouts, the fourth-consecutive season the team reached 500 K's. Prior to Mohl's first season with the Bulls in 2015, the program had secured 500 strikeouts in a season just once. Senior right hander Peter Strzelecki, along with Perez, were both All-AAC selections. Strzelecki led the league with nine wins and signed as a non-drafted free agent with the Milwaukee Brewers (earning his MLB call-up on June 30, 2022).

In Mohl's third season as the architect of the pitching staff in 2017, the arms reaped the benefits of his leadership and had one of the best seasons in program history. The staff posted a program record 620 strikeouts, as it was the third consecutive season of at least 500 strikeouts and the first time the Bulls have ever matched 500-plus strikeouts over a three-year span. The team's 10.1 strikeouts per nine innings led the nation and set a program record. Mohl developed a staff that was often eight-nine men deep. Each arm that logged at least 10.0 innings struck out double-digit hitters. Mohl helped the progression of junior righty Joe Cavallaro, who transitioned into the bullpen, and redshirt freshman McClanahan and redshirt junior Peter Strzelecki, who both missed the 2016 season due to Tommy John surgery.

During the 2016 season, Mohl's staff posted 517 strikeouts, the second-highest total in program history. It was also the second consecutive season of 500 strikeouts, the first time the Bulls have ever matched 500-plus strikeouts over a two-year span. The team's 9.2 strikeouts per nine innings led the AAC and were the ninth-most in the country. Mohl was also instrumental in guiding closer Tommy Eveld in his transition from football to baseball. Eveld finished with a team-high nine saves, and a bullpen best 2.21 ERA and .189 opponent batting average. The redshirt junior was then selected in the ninth round by the Arizona Diamondbacks. Mohl also coached pitcher Brandon Lawson to a team-low 2.50 ERA and 111 strikeouts, second most in the AAC. The junior was then drafted in the 12th round by the Rays.

In 2015, his first season at USF, Mohl helped the Bulls reach the NCAA Tournament for the first time since 2002. Mohl's pitching staff led the AAC with 513 strikeouts, the most for the program in 20 years (546 strikeouts in 1995). The Bulls also secured 16 saves, second-most in the conference. In AAC action, USF boasted the second-most strikeouts (194) and placed third in team ERA (3.31). Mohl coached pitcher Jimmy Herget to a 10-win season and guided him to being selected in the sixth round by the Cincinnati Reds. Herget's 113 strikeouts in just 101.2 innings were also the second-best mark in the AAC that season. Mohl's efforts also helped pitcher Tommy Peterson to a 4-1 mark with a 1.93 ERA and 16 saves. Peterson's success earned him a 12th-round selection from the Washington Nationals. Pitcher Casey Mulholland (5-9, 4.05 ERA) was also picked in the 37th round by the Los Angeles Dodgers.

Mohl came to USF after five seasons under Kingston at Illinois State, where the pitching staff saw dramatic improvements under his tutelage. During his five years in Normal, the Redbirds posted a 4.02 ERA, striking out 2,019 batters while walking just 1,053 over 2,390.1 innings. In the five years prior to Mohl's arrival, Illinois State's pitching staff had an ERA of 5.50 with 1,512 strikeouts and 929 walks in 2,222 innings.

Mohl was a recipient of the 2013 Tom Walter College Baseball Inspiration Award, which recognizes examples of inspiration in college baseball and is presented annually by CollegeBaseballInsider.com. Mohl's wife, Sarah, was diagnosed with a rare form of cervical cancer in August of 2012. While she received treatment, Mohl began raising money to fund cancer research. Four weeks into the 2013 regular season, Mohl notified the team that he needed to leave to be by her side. That night, Illinois State rallied for a 17-6 win over No. 28 Miami in Coral Gables, Fla. Sarah passed away on March 25, 2013. Mohl returned to the team April 5 and Illinois State responded by winning 24 of its final 28 games en route to the first outright MVC title in school history.

Mohl has dedicated his time and energy to raising awareness for cancer research. A co-chair of the Vs. Cancer Foundation, a charity that raises money for childhood cancer research, Mohl's teams have raised over \$10,000 in each season of his involvement, and more than \$130,000 total since his arrival at USF. Additionally, Mohl has raised more than \$25,000 for cancer reach through Pelotonia, a non-profit organization that funds cancer research.

During his second season with Illinois State in 2011, Mohl led the pitching staff to a 3.30 ERA, the lowest mark by a Redbird team since 1983. ISU also broke the program's single-season win record in 2011 with 36 before it was surpassed again in 2013 when Illinois State won its first outright MVC championship in school history finishing the season with a 39-19 record.

In four seasons playing at Tulane, Mohl set the school single-season and career record for fewest walks-per-nine-inning average with marks of 1.27 (in 2003) and 1.67, respectively. The right-hander went 9-0 as a senior, becoming just the second regular starter in Tulane history to go undefeated. Mohl posted a career record of 25-7 at Tulane while striking out 224 batters and issuing just 57 walks over 308.0 IP.

Mohl was named to the Conference USA All-Freshman Team in 2003 and earned National Pitcher of the Week honors in 2005 after a combined no-hitter against Nicholls State. He was a part of Tulane's 2005 College World Series team that earned the No. 1 national seed in the tournament. Mohl also earned an All-Star invitation with the Falmouth Commodores in the Cape Cod League after leading the team with a 1.62 ERA in 39 innings. He was selected by the Philadelphia Phillies in the 25th round of the 2006 MLB Draft.

Born in Wheatridge, Colo., Mohl completed his bachelor's degree at Tulane University in May 2007. He resides in Tampa with his wife, Krista, sons Hunter and Brock and stepsons, Mason and Grant.



Date - Opponent

C

1B

2B

3B

SS

LF

CF

RF

DH

P

Date - Opponent

1

2

3

4

5

6

7

8

9

4 Hits in a game	7x in 2023, last Rafael Betancourt vs. UCF 5/25/23 (W, 15-4)
5 Hits in a game (Program Record)	Riley Hogan at UCF 4/17/21 (W, 11-0)
2 Doubles in a game	6x in 2023, last Joaquin Monque at Wichita State 5/12/23 (W, 10-9)
3 Doubles in a game	Rafael Betancourt at Wichita State 5/12/23 (W, 10-9)
4 Doubles in a game (Program Record)	Mike Campbell (1973)
2 Triples in a game	Chris Chatfield vs. Columbia 3/2/18 (W, 13-1)
3 Triples in a game (Program Record)	Mike Kelly (1987)
Leadoff Home Run	Daniel Cantu vs. Maryland 2/19/23 (L, 9-5)
Inside the Park Home Run	Garrett Zech vs. Tulane 3/29/18 (L 3-2)
Back-to-back Home Runs	2x in 2023, last Drew Brutcher & Rafael Betancourt vs. UCF 4/22/23 (W, 14-8)
2 Home Runs in a game	Bobby Boser (3x in 2023), last at Houston 4/15/23 (L, 16-10)
3 Home Runs in a game (Program Record)	Matt McHargue vs. Saint Louis 4/4/04 (W, 11-6)
Grand Slam	2x in 2023, last Eric Snow vs. Northeastern 3/5/23 (L, 8-7)
Grand Slam in Back-to-Back Games	Eric Snow vs. Northeastern 3/4-5/23
Pinch-hit home run	Bobby Boser vs. Bethune-Cookman 3/29/22 (W, 13-2)
Game Tying Home Run in Ninth Inning or Later	Jackson Mayo at No. 7 Florida 2/22/23 - 9th inn. (W, 10-9)
Walk-off home run	John Montes vs. Army 3/17/23 - 9th inn. (W, 8-7)
Walk-off hit	John Montes vs. Army 3/17/23 - 9th inn. (W, 8-7)
Homered in Back-to-Back Games	9x in 2023, last Drew Brutcher 5/6-7/23 at Memphis
Homered in 3 straight games	Drew Brutcher (2x) in 2023, last 5/18-20/22 vs. No. 15 ECU
Homered in 4 straight games (Program Record)	Joe Genord (3/13/18 to 3/17/18)
4 Runs in a game	Daniel Cantu vs. Tulane 4/7/23 (W, 15-3)
5 Runs in a game (Program Record)	Jeff Baisley vs. UAB 5/14/04 (W, 23-5)
4 RBI in a game	7x in 2023, last Eric Snow 5/25/23 vs. UCF (W, 15-4)
5 RBI in a game	2x in 2023 (Cantu), last Daniel Cantu at Bethune-Cookman 3/28/23 (W, 9-3)
6 RBI in a game	Eric Snow vs. Northeastern 3/4/23 (L, 8-7)
7 RBI in a game	Buddy Putnam vs. Cincinnati 3/29/15 (W 15-4, 7 inn.)
8 RBI in a game	N/A
9 RBI in a game (Program Record)	Todd Waggoner (1985)
10 or More Total Bases	Bobby Boser (10) at Houston 4/15/23 (L, 16-10)
2 Stolen bases in a game	Bobby Boser vs. ECU 5/23/23 (W, 12-11, 11 inn.)
3 Stolen bases in a game	Kevin Merrell vs. UCF 4/30/16 (W, 5-4)
4 Stolen bases in a game (Program Record)	Mike Consolmagno (2009)
Stole home	Brandon Schrepf vs. Western Michigan 3/3/19 (W, 10-9)
3 Walks in a game	7x in 2022, last Roberto Pena 4/12/22 vs. FGCU (L, 12-4)
4 Walks in a game	2x in 2019, last Jake Sullivan at FGCU 4/24/19 (W, 6-1)
5 Walks in a game (Program Record)	Daniel Cantu at FIU 3/15/22 (W, 14-9)
4 Strikeouts in a Game	3x in 2023, last Marcus Brodil vs. ECU 5/27/23 (L, 3-1)
2 Hit By Pitches in a game	5x in 2023, last Bobby Boser 5/23/23 vs. ECU (W, 12-11, 11 inn.)
3 Hit By Pitches in a game	Jake Sullivan vs. The Citadel 4/20/19 (W, 12-9)
9 inning no-hitters	Steve Ruling vs. UConn (1974), Mark Reed vs. Charlotte (5/9/92), Randy Fontanez vs. Notre Dame (3/27/10)
9 inning combined no-hitter	Shane McClanahan (6.0 IP) and Carson Ragsdale (3.0 IP) vs. Army West Point 3/16/18 (W, 12-0)
Perfect Game	Mark Reed vs. Charlotte 5/9/92 (W, 5-0)
1 Hitter	N/A
1 Hitter Combined	Ryan Valdes (3.0), Noah Yager (1.0), Collin Sullivan (1.0), Carson Ragsdale (1.0), Mark Savarese (1.0) and Andrew Perez (1.0) at No. 3 FSU 2/21/17 (W 4-2)
Complete Game	2x in 2021, last Collin Sullivan (7 inn.) at Houston 4/25/21 (W, 4-0)
Complete Game Shutout	Collin Sullivan (7 inn.) at Houston 4/25/21 (W, 4-0)
Consecutive Strikeouts	9, Collin Sullivan at Memphis 5/8/21 (W, 7-4)
10 Strikeouts	2x in 2023 (Hudi), last Ethan Brown (6.0 IP) vs. VCU 3/24/23 (L, 18-3)
11 Strikeouts	Jack Jasiak (7.1 IP) vs. Northeastern 2/22/20 (L, 2-0)
12 Strikeouts^	Ethan Brown (7.1 IP) at UCF 3/31/23 (W, 2-0)
13 Strikeouts	Collin Sullivan (6 IP) at Memphis 5/8/21 (W, 7-4)
14 Strikeouts	Collin Sullivan (6 IP) vs. Northwestern 2/28/20 (W, 2-1)
15 Strikeouts	Shane McClanahan (6 IP) vs. Army West Point 3/16/18 (W, 12-0)
16 Strikeouts	N/A
17 Strikeouts (Program Record)	2x, last by Jon Alexander (1987)

^Jack Jasiak set an AAC Tournament Record for Strikeouts in a Game (12, vs. Tulane (8.2 IP) 5/27/21)

* Active Players in **Bold**

Scored 10 Runs	3x in 2023, last at Wichita State 5/12/23 (W, 10-9)
Scored 11 Runs	2x in 2022, last vs. Niagara 3/27/22 (W, 11-3)
Scored 12 Runs	vs. ECU 5/23/23 (W, 12-11, 11 inn.)
Scored 13 Runs	3x in 2023, last at Stetson 5/2/23 (W, 13-6)
Scored 14 Runs	vs. UCF 4/22/23 (W, 14-8)
Scored 15 Runs	vs. UCF 5/25/23 (W, 15-4, 8 inn.)
Scored 16 Runs	at FGCU 3/22/22 (W, 16-7)
Scored 17 Runs	vs. Stony Brook 2/27/22 (W, 17-2)
Scored 18 Runs	vs. Cincinnati 5/21/05 (W, 18-8)
Scored 19 Runs	at Cincinnati 4/24/22 (W, 19-5)
Scored 20 Runs	vs. Purdue (Clearwater, Fla.) 2/16/13 (W, 20-2)
Scored 21 Runs	at Saint Louis 4/6/97 (W, 21-4)
Scored 22 Runs	at Saint Louis 4/17/99 (W, 22-9)
Scored 23 Runs	at UAB 5/14/04 (W, 23-5)
Scored 24 Runs	vs. Illinois Benedictine 3/12/74 (W, 24-7)
Scored 25 Runs	vs. FAMU 4/30/95 (W, 25-3)
Scored 26 Runs (Program Record)	vs. UAB 4/30/99 (W, 26-3)

Had 10+ Hits	29x in 2023, last vs. ECU (11) 5/27/23 (L, 14-7)
Had 15 Hits	2x in 2023, last vs. Bethune-Cookman (W, 13-2)
Had 16 Hits	at Stetson 3/6/21 (W, 10-5)
Had 17 Hits	at Wichita State 5/12/23 (W, 10-9)
Had 18 Hits	vs. Tulane 3/30/18 (W, 14-3)
Had 19 Hits	2x in 2023, last vs. UCF 5/25/23 (W, 15-4, 8 inn.)
Had 20 Hits	vs. FGCU 4/2/19 (W, 15-4)
Had 21 Hits	at Cincinnati 4/24/22 (W, 19-5)
Had 27 Hits (Program Record)	Saint Louis 4/17/99 (W, 22-9)

4 Errors in a game	3x in 2023, last vs. Cincinnati 4/30/23 (L, 10-4)
5 Errors in a game	at Tulane 4/8/22 at Tulane (L, 8-5)
6 Errors in a game	vs. Wagner 2/22/15 (T 4-4, 12 inn.)
7 Errors in a game	vs. Bradley 3/12/22 (L, 10-4)
8 Errors in a game (Program Record)	at #19 UConn 5/15/10 (L, 13-5)

Was shutout	3x in 2023, last at UNF 4/18/23 (L, 10-0, 7 inn.)
Was shutout in back-to-back games	at Long Beach State 3/11/23 (L, 8-0) & 3/12/23 Game 1 (L, 8-0)
Held to 1 hit	2x in 2022, last at UCF 4/3/22 (L, 4-0)
Held to 2 hits	3x in 2023, last vs. ECU 5/27/23 (L, 3-1)
Held to 3 hits	vs. UCF 4/23/23 (L, 11-1)

Swept an AAC Home Series (three games)	vs. ECU (5/5/17 to 5/7/17)
Swept an AAC Road Series (three games)	Never
Was swept in AAC Home Series	2x in 2023, last vs. No. 15 ECU 5/18-20/23
Was swept in AAC Road Series	at Memphis 5/5-7/23

Swept a Non-conference Home Series	2x in 2022, last vs. Niagara 3/25-27/22 (3 games)
Swept a Non-conference Road Series	N/A
Was Swept in a Non-conference Home Series	vs. Northeastern (3/3-5/23)
Was Swept in a Non-conference Road Series	at No. 6 Texas Tech 3/26-28/21
Won a Non-conference Home Series	vs. Army (3/17-19/23)
Lost a Non-conference Home Series	3x in 2023, last vs. VCU (3/24-26/23)
Lost a Non-conference Road Series	2x in 2023, last at Long Beach State 3/11-12/23

Won a Series vs. Ranked Opponent	at No. 7 ECU (4/13/18 to 4/15/18)
Defeated a Top 5 team	vs. No. 5 Florida 2/19/19 (W, 6-1)
Defeated a Top 10 Team	at No. 7 Florida 2/22/23 (W, 10-9)
Defeated a Ranked Team	3x in 2023, last vs. No. 5 ECU 5/23/23 (W, 12-11, 11 inn.)

Shutout an opponent	2x in 2023, last at UCF 3/31/23 (W, 2-0)
Back-to-back Shutouts	vs. Manhattan 2/23-24/07 (W 3-0, W 5-0)
Shut out an opponent at home	vs. VCU 3/25/23 (W, 9-0)
Shut out an opponent on the road	at UCF 3/31/23 (W, 2-0)
Shut out an AAC opponent at home	vs. No. 10 ECU 5/21/21 (W, 7-0)
Shut out an AAC opponent on the road	at UCF 3/31/23 (W, 2-0)

Struck out 15 Batters	at UCF 3/31/23 (W, 2-0)
Struck out 16-19 Batters	at No. 16 Florida State (16) 3/1/23 (L, 7-6, 13 inn.)
Struck out 20+ Batters	22 at Memphis 5/8/21 (W, 7-4)
Struck out 22 Batters (Program Record)	22 at Memphis (5/8/21 - 10 inn.) & 22 vs. Army West Point (3/16/18)
Did Not Walk a Batter	3x in 2023, last at Wichita State 5/12/23 (W, 10-9)

Played an Extra Inning Game	5x in 2023 (1-4), last vs. ECU (11 inn.) 5/23/23 (W, 12-11)
Won an Extra Inning Game	vs. ECU (11 inn.) 5/23/23 (W, 12-11)
Played to a Tie	at Wichita St. 5/13/18 (T, 9-9)

Walked 15+ Times	at FIU (15) 3/15/22 (W, 14-9)
Did not Walk	4x in 2023, last at Wichita State (Game 2) 5/13/23 (L, 12-1, 7 inn.)
Did not Strike Out	Not from 2012 onward
Struck out 20+ Times	at No. 16 Florida State (21) 3/1/23 (L, 7-6, 13 inn.)

Home Run Tracker

PLAYER DATE OPPONENT DIRECTION ON-BASE INN. COUNT OUTS

BULLS MISC. CAREER STATS

MULTI-HIT GAMES

Player	'20/21	'22	'23	'24	TOT
D. Brutcher	10	13	17	--	40
J. Montes	11*	0*	16	--	27
B. Rozenblum	9*	7	5	--	21
E. Snow	—	—	20	--	20
B. Boser	—	2	16	--	18
R. Betancourt	—	—	18	--	18
J. Monque	4	5	9	--	18
M. Brodil	—	9	8	--	17
J. Mayo	—	8	5	--	13

MULTI-RBI GAMES

Player	'20/21	'22	'23	'24	TOT
D. Brutcher	4	10	11	--	25
B. Rozenblum	5*	7	4	--	16
J. Mayo	—	9	4	--	13
B. Boser	—	2	10	--	12
J. Montes	8*	0*	4	--	12
J. Monque	3	5	4	--	12
E. Snow	—	—	10	--	10
R. Betancourt	—	—	9	--	9
M. Brodil	—	2	0	--	2

MULTI-HR GAMES

Player	'20/21	'22	'23	'24	TOT
B. Boser	—	0	3	--	3
D. Brutcher	0	3	0	--	3
J. Mayo	—	1	0	--	1

QUALITY STARTS

Player	'20/21	'22	'23	'24	TOT
D. Madonna	0	0	7*	--	7
J. Cebert	—	0	5	--	5
H. Mink	0*	0	5	--	5

CIMPLETE GAMES

Player	'20/21	'22	'23	'24	TOT
D. Madonna	0	0	2*	--	2

*Denotes accomplished at school prior to
USF (NCAA D-1 schools only)

RECORD WATCH
HOME RUNS - CAREER

NAME	HR	YEARS
1. Ross Gload	54	1995-97
2. Daniel Boyd	47	1998-2001
3. Joe Genord	44	2016-19
4. Mike Eylward	40	1998-01
5. Jason Dellaero	39	1996-97
6. Drew Brutcher	34	2021-Pres.
Troy Rusk	34	1987-90
8. Scott Hemond	29	1984-86
Bob Ribinski	29	1993-96
10. Wade Norris	28	1991-92

-- Bobby Boser	19	2022-Pres.
----------------	----	------------

CHARTING THE STARTERS

SEASON TOTALS	W-L	IP	H	R/ER	BB/K
-- (0 Games)	--	--	--	--/--	--/--
SERIES/GAMES					
--	--	--	--	--	--

THE BULLS' PEN

SEASON TOTALS	W-L-S	IP	H	R/ER	BB/K
-- (0 Games)	--	--	--	--/--	--/--
SERIES/GAMES					
--	--	--	--	--	--

COMEBACK WINS

Date	Opponent	Deficit (Inn.)	Final Score
--	--	--	--

GAME-WINNING RBI/RUNS

Date	Opponent	Player	GW RBI (Inn.)
--	--	--	--

2024 WEEKEND ROTATION

SERIES	GAME 1	GAME 2	GAME 3
USF Invite	--	--	--
Marist	--	--	--
at UCF	--	--	--
NC A&T	--	--	--
UNCG	--	--	--
Memphis	--	--	--
at Charlotte	--	--	--
Wichita St.	--	--	--
at Tulane	--	--	--
Rice	--	--	--
FAU	--	--	--
at ECU	--	--	--
at UTSA	--	--	--
UAB	--	--	--

2023 USF Baseball
Overall Statistics for South Florida (as of Feb 15, 2024)
(All games Sorted by Batting avg)

Record: 21-39 Home: 10-22 Away: 9-15 Neutral: 2-2 The American: 7-17

Player	avg	gp-gs	ab	r	h	2b	3b	hr	rbi	tb	slg%	bb	hp	so	gdp	ob%	sf	sh	sb-att	po	a	e	fld%
3 SNOW, Eric	.343	56-55	213	42	73	13	1	8	45	112	.526	22	7	52	2	.418	2	2	6-11	75	145	5	.978
8 BOSER, Bobby	.323	55-52	195	45	63	7	3	15	41	121	.621	28	15	73	0	.445	0	0	8-9	114	62	1	.994
5 BETANCOURT, Raf	.317	44-44	183	21	58	9	2	5	32	86	.470	5	4	31	5	.340	5	0	0-1	189	6	3	.985
33 CANTU, Daniel	.302	49-49	192	40	58	14	1	11	41	107	.557	18	13	43	3	.399	0	3	3-6	232	17	3	.988
29 MONQUE, Joaquin	.297	39-35	128	20	38	5	0	5	21	58	.453	9	9	26	1	.381	1	1	2-3	264	32	4	.987
18 BRUTCHER, Drew	.293	60-60	229	47	67	12	0	13	45	118	.515	32	8	86	2	.393	3	1	5-6	94	3	4	.960
0 MONTES, John	.274	53-51	197	31	54	10	0	7	26	85	.431	10	12	29	5	.342	3	2	5-8	72	112	9	.953
10 ROZENBLUM, Ben	.256	34-18	78	12	20	1	0	1	12	24	.308	8	1	20	1	.330	1	1	2-2	167	19	1	.995
14 SANKOVICH, Travi	.254	56-56	205	25	52	7	0	1	25	62	.302	22	5	46	4	.339	1	3	0-1	26	84	5	.957
1 BRODIL, Marcus	.229	38-32	118	17	27	6	0	1	8	36	.305	14	1	39	4	.311	2	1	1-2	29	1	0	1.000
16 RIVERA, Nelson	.206	34-31	102	11	21	2	0	2	11	29	.284	7	3	26	4	.272	2	0	2-2	193	28	5	.978
4 MAYO, Jackson	.189	47-35	132	20	25	4	0	5	20	44	.333	19	2	32	2	.299	1	0	4-5	56	2	1	.983
2 ROSE, Matt	.156	16-8	32	3	5	0	0	0	1	5	.156	4	2	9	3	.289	0	0	0-0	9	17	0	1.000
13 LEUTHNER, Stanto	.143	31-9	42	10	6	1	0	0	2	7	.167	7	2	14	2	.294	0	0	1-1	8	12	0	1.000

19 RUIZ, Pablo	.107	14-5	28	1	3	1	0	0	2	4	.143	1	0	9	0	.138	0	0	0-0	8	0	0	1.000
Totals	.275	60	2074	345	570	92	7	74	332	898	.433	206	84	535	38	.361	21	14	39-57	1566	605	57	.974
Opponents	.298	60	2101	448	626	110	14	85	407	1019	.485	258	82	517	36	.393	19	18	66-90	1583	500	43	.980

LOB - Team (471), Opp (463). DPs turned - Team (40), Opp (44). CI - Team (1), MONQUE, J. 1. IBB - Team (4), CANTU, D. 2, MONTES, J. 1, BOSER, B. 1, Opp (8). Picked off - BRUTCHER, D. 1, SNOW, E. 1, MONTES, J. 1, SANKOVICH, T 1, BOSER, B. 1, MAYO, J. 1, CANTU, D. 1.

(All games Sorted by Earned run avg)

Player	era	w-l	app	gs	cg	sho	sv	ip	h	r	er	bb	so	2b	3b	hr	b/avg	wp	hp	bk	sfa	sha
35 GAILEY, Lawson	4.09	2-5	16	10	0	0/0	0	50.2	57	36	23	19	27	11	0	11	.286	1	6	0	3	2
45 CEBERT, Jack	5.05	4-4	16	14	0	0/0	0	76.2	90	48	43	21	65	13	2	12	.289	3	7	1	1	3
34 HUDI, Nolan	5.43	1-5	21	10	0	0/1	1	56.1	70	43	34	15	57	7	3	9	.303	6	9	0	2	2
24 MINK, Tanner	5.73	0-1	25	0	0	0/0	0	33.0	32	21	21	15	35	3	1	4	.260	1	8	1	0	1
37 SKEEN, Riley	6.68	0-4	24	0	0	0/1	6	32.1	36	28	24	13	37	5	1	6	.281	2	11	1	1	1
12 MINK, Hunter	6.75	6-6	16	14	0	0/1	0	73.1	74	60	55	38	82	15	2	10	.263	5	16	0	3	2
28 BROWN, Ethan	6.75	2-6	16	8	0	0/1	0	53.1	54	43	40	25	70	10	1	6	.258	4	5	0	1	1
51 JACKSON, Justin	6.75	2-1	18	1	0	0/0	0	30.2	40	23	23	11	25	9	2	5	.315	1	4	0	2	0
15 DORSEY, Chandler	7.40	2-3	22	0	0	0/0	0	20.2	27	23	17	16	30	6	1	3	.310	1	3	0	1	0
27 COTHREN, Jackso	8.50	1-2	15	1	0	0/0	0	18.0	23	19	17	19	24	3	0	2	.311	5	5	0	0	0
20 GRAUSE, Austin	9.09	1-2	20	2	0	0/0	0	33.2	53	39	34	22	37	12	1	8	.373	9	3	0	2	4

38 PUNDSACK, Caleb	8.05	0-0	18	0	0	0/0	1	19.0	21	17	17	15	12	3	0	5	.292	2	0	0	1	1
25 LOCKHART, Fulton	9.00	0-0	1	0	0	0/0	0	1.0	1	1	1	2	0	1	0	0	.250	0	0	0	0	0
48 SEAY, Parker	11.05	0-0	9	0	0	0/0	0	7.1	7	9	9	9	9	2	0	2	.250	1	2	0	0	1
49 VEGA, Dylan	12.86	0-0	9	0	0	0/0	0	7.0	16	10	10	4	2	4	0	1	.471	1	0	1	1	0
39 MANRIQUEZ, Maso	21.60	0-0	2	0	0	0/0	0	1.2	4	4	4	2	0	3	0	0	.500	0	0	0	0	0
26 NEWTON, Austin	22.09	0-0	7	0	0	0/0	0	3.2	8	9	9	9	3	1	0	0	.421	2	0	0	0	0
21 DIETZ, Tyler	30.00	0-0	5	0	0	0/0	0	3.0	10	10	10	2	2	2	0	1	.556	2	1	0	0	0
44 LITTLE, Corban	33.75	0-0	3	0	0	0/0	0	1.1	3	5	5	1	0	0	0	0	.500	0	2	0	1	0
Totals	6.82	21-39	60	60	0	2/2	8	522.2	626	448	396	258	517	110	14	85	.298	46	82	4	19	18
Opponents	5.44	39-21	60	60	0	3/3	16	527.2	570	345	319	206	535	92	7	74	.275	40	84	4	21	14

PB - Team (11), MONQUE, J. 5, RIVERA, N. 4, ROZENBLUM, B 2, Opp (8). Pickoffs - Team (10), HUDI, N. 2, RIVERA, N. 2, GAILEY, L. 1, VEGA, D. 1, MONQUE, J. 1, DIETZ, T. 1, JACKSON, J. 1, GRAUSE, A. 1, Opp (7). SBA/ATT - MONQUE, J. (30-40), RIVERA, N. (20-26), ROZENBLUM, B (16-20), MINK, H. (10-15), GRAUSE, A. (9-11), CEBERT, J. (8-10), GAILEY, L. (7-9), BROWN, E. (6-8), HUDI, N. (6-8), COTHREN, J. (6-7), MINK, T. (3-7), PUNDSACK, C. (3-4), JACKSON, J. (2-4), SKEEN, R. (2-3), DIETZ, T. (2-2), NEWTON, A. (1-1), DORSEY, C. (1-1).

2023 USF Baseball
Overall Statistics for South Florida (as of Feb 15, 2024)
(All games Sorted by Fielding pct)

Player	c	po	a	e	fld%	dp	sba	csb	sba%	pb	ci
1 BRODIL, Marcus	30	29	1	0	1.000	1	0	0	---	0	0
2 ROSE, Matt	26	9	17	0	1.000	3	0	0	---	0	0
13 LEUTHNER, Stanto	20	8	12	0	1.000	1	0	0	---	0	0
51 JACKSON, Justin	11	1	10	0	1.000	1	2	2	.500	0	0
20 GRAUSE, Austin	10	5	5	0	1.000	0	9	2	.818	0	0
12 MINK, Hunter	9	1	8	0	1.000	0	10	5	.667	0	0
19 RUIZ, Pablo	8	8	0	0	1.000	0	0	0	---	0	0
49 VEGA, Dylan	3	1	2	0	1.000	0	0	0	---	0	0
48 SEAY, Parker	1	0	1	0	1.000	0	0	0	---	0	0
39 MANRIQUEZ, Maso	1	0	1	0	1.000	0	0	0	---	0	0
10 ROZENBLUM, Ben	187	167	19	1	.995	1	16	4	.800	2	0
8 BOSER, Bobby	177	114	62	1	.994	11	0	0	---	0	0
33 CANTU, Daniel	252	232	17	3	.988	15	0	0	---	0	0
29 MONQUE, Joaquin	300	264	32	4	.987	5	30	10	.750	5	1
5 BETANCOURT, Raf	198	189	6	3	.985	16	0	0	---	0	0
4 MAYO, Jackson	59	56	2	1	.983	0	0	0	---	0	0
16 RIVERA, Nelson	226	193	28	5	.978	2	20	6	.769	4	0
3 SNOW, Eric	225	75	145	5	.978	20	0	0	---	0	0
18 BRUTCHER, Drew	101	94	3	4	.960	1	0	0	---	0	0
14 SANKOVICH, Travi	115	26	84	5	.957	7	0	0	---	0	0
0 MONTES, John	193	72	112	9	.953	24	0	0	---	0	0
24 MINK, Tanner	12	7	4	1	.917	0	3	4	.429	0	0
45 CEBERT, Jack	10	1	8	1	.900	0	8	2	.800	0	0
34 HUDI, Nolan	15	4	8	3	.800	0	6	2	.750	0	0
38 PUNDSACK, Caleb	5	1	3	1	.800	0	3	1	.750	0	0
28 BROWN, Ethan	5	2	2	1	.800	0	6	2	.750	0	0
37 SKEEN, Riley	8	3	3	2	.750	0	2	1	.667	0	0
15 DORSEY, Chandler	4	2	1	1	.750	0	1	0	1.000	0	0
35 GAILLEY, Lawson	15	2	8	5	.667	0	7	2	.778	0	0
21 DIETZ, Tyler	2	0	1	1	.500	0	2	0	1.000	0	0
44 LITTLE, Corban	0	0	0	0	.000	0	0	0	---	0	0
27 COTHREN, Jackso	0	0	0	0	.000	0	6	1	.857	0	0
25 LOCKHART, Fulton	0	0	0	0	.000	0	0	0	---	0	0
26 NEWTON, Austin	0	0	0	0	.000	0	1	0	1.000	0	0
Totals	2228	1566	605	57	.974	40	66	24	.733	11	1
Opponents	2126	1583	500	43	.980	44	39	18	.684	8	0

Hitting minimums - 10 Games 15% of Games 20 AB 0.5 AB/Game 20 TPA 0.5 TPA/Game
Pitching minimums - 5 Games 2% of Games 10 IP 25 BF 1 Decisions 0.2 IP/Game

NCAA Statistics

South Fla. - 2022-23 Baseball Ranking Summary thru games 06/26/2023

Statistic	National Rank	Conference Rank	Value	National Leader	Value	Conference Leader	Value
Base on Balls (295 ranked)	244	8	206	Wake Forest	424	East Carolina	317
Batting Average (295 ranked)	175	5	0.275	Alabama St.	0.332	Wichita St.	0.302
Double Plays (294 ranked)	113	4	40	Southern Ill. UNC Greensboro	61	Houston	56
Double Plays Per Game (295 ranked)	160	5	0.67	Southern Ill.	1.07	Houston	0.95
Doubles (295 ranked)	203	7	92	Virginia	172	East Carolina	131
Doubles Per Game (295 ranked)	256	7	1.53	Virginia	2.65	Wichita St.	2.16
Earned Run Average (295 ranked)	221	7	6.82	Wake Forest	2.83	East Carolina	4.34
Fielding Percentage (295 ranked)	80	3	0.974	Oral Roberts	0.984	Houston	0.982
Hit Batters (295 ranked)	55	2	82	Iona	121	Cincinnati	101
Hit by Pitch (295 ranked)	57	2	84	Campbell	146	UCF	110
Hits (295 ranked)	84	5	570	Virginia	766	East Carolina	668
Hits Allowed Per Nine Innings (295 ranked)	232	8	10.78	Wake Forest	6.59	East Carolina	8.24
Home Runs (295 ranked)	99	5	74	Florida	146	UCF	109
Home Runs Per Game (295 ranked)	114	6	1.23	FGCU	2.37	UCF	1.85
On Base Percentage (295 ranked)	237	7	0.361	Campbell	0.439	East Carolina	0.390
Runs (295 ranked)	192	7	345	LSU	634	East Carolina	486
Sacrifice Bunts (293 ranked)	210	7	14	Wofford	86	East Carolina	37
Sacrifice Flies (295 ranked)	185	4	21	UC Irvine	52	East Carolina	35
Scoring (295 ranked)	239	7	5.8	FGCU	9.6	East Carolina	7.4
Shutouts (165 ranked)	100	3	2	LSU	12	Wichita St.	4
Slugging Percentage (295 ranked)	173	5	0.433	FGCU	0.592	UCF	0.505
Stolen Bases (295 ranked)	229	8	39	VMI	192	Houston	112
Stolen Bases Per Game (295 ranked)	246	8	0.65	VMI	3.49	Houston	1.90
Strikeout-to-Walk Ratio (295 ranked)	98	5	2.00	Wake Forest	4.26	East Carolina	3.10
Strikeouts Per Nine Innings (295 ranked)	87	7	8.9	Wake Forest	12.1	UCF	10.5
Triple Plays (2 ranked)				Lafayette	2		
Triples (295 ranked)	240	7	7	Michigan St.	30	Memphis	18
Triples Per Game (295 ranked)	267	8	0.12	Michigan St.	0.55	Memphis	0.32
WHIP (295 ranked)	191	6	1.69	Wake Forest	1.05	East Carolina	1.28
WL Pct (295 ranked)	249	7	0.350	Wake Forest	0.818	East Carolina	0.712
Walks Allowed Per Nine Innings (295 ranked)	124	5	4.44	Wofford	2.38	East Carolina	3.25

Statistic	Player	National Rank	Conference Rank	Value	National Leader	Value	Conference Leader	Value
Base on Balls (149 ranked)					Dylan Crews, LSU Nolan Schanuel, Fla. Atlantic	71 71	Jacob Starling, East Carolina	44
Base on Balls Per Game (150 ranked)					Nick Groves, Niagara	1.21		
Batting Average (250 ranked)	Eric Snow	250	6	0.343	J.J. Wetherholt, West Virginia	0.449	Justin Murray, Houston	0.379
Complete Games (59 ranked)					Nathaniel Tate, ETSU Blaine Traxel, West Virginia	5 5	Payton Tolle, Wichita St.	2
Doubles (121 ranked)					Sam Kulasingam, Air Force Wyatt Langford, Florida	28 28	Josh Moylan, East Carolina Justin Wilcoxon, East Carolina	20 20
Doubles Per Game (148 ranked)					Austin Deming, BYU	0.56	Chuck Ingram, Wichita St.	0.35
Earned Run Average (200 ranked)					Jackson Wells, Little Rock	1.65	Grant Adler, Wichita St.	2.55
Games Started (75 ranked)					5 players tied	19	Dylan Carmouche, Tulane Ricky Castro, Tulane Josh Grosz, East Carolina	16 16 16
Hit Batters (135 ranked)	Hunter Mink	28	1	16	Abraham DeLeon, Texas Southern Sammy Tortorella, Akron	29 29	Cade Citelli, Houston Hunter Mink, South Fla.	16 16
Hit By Pitch Per Game (147 ranked)	Bobby Boser	136	4	0.27	Brooks Coetzee, Notre Dame	0.60	Ben McCabe, UCF	0.39
Hit by Pitch (136 ranked)	Bobby Boser	97	3	15	Gavin Dugas, LSU Connor Dykstra, George Mason	33 33	Ben McCabe, UCF	23
Hits (144 ranked)					Jonah Cox, Oral Roberts	114	Ben McCabe, UCF Justin Murray, Houston	83 83
Hits Allowed Per Nine Innings (150 ranked)					Brody Brecht, Iowa	4.32	Trey Yesavage, East Carolina	6.28
Hits Per Game (148 ranked)					J.J. Wetherholt, West Virginia	1.84	Brock Rodden, Wichita St.	1.49
Home Runs (133 ranked)					Jac Caglianone, Florida	33	Ben McCabe, UCF	19
Home Runs Per Game (150 ranked)					Brock Wilken, Wake Forest	0.47	Ben McCabe, UCF	0.32
On Base Percentage (150 ranked)					Nolan Schanuel, Fla. Atlantic	0.615	Brock Rodden, Wichita St.	0.474
Pitching Appearances (147 ranked)					Zach Morea, Florida A&M	42	Danny Beal, East Carolina	31
Runs (137 ranked)					Dylan Crews, LSU	100	Ben McCabe, UCF	63
Runs Batted In (138 ranked)					Nick Lorusso, Maryland Tommy White, LSU	105 105	Josh Moylan, East Carolina	70
Runs Batted In Per Game (149 ranked)					Charlie Pagliarini, Fairfield	1.76	Brock Rodden, Wichita St.	1.16
Runs Per Game (149 ranked)					Luke Shliger, Maryland	1.48	Brock Rodden, Wichita St.	1.13
Sacrifice Bunts (147 ranked)					Jack Renwick, Wofford	28	John Rhys Plumlee, UCF	8
Sacrifice Bunts Per Game (149 ranked)					Jack Renwick, Wofford	0.49	John Rhys Plumlee, UCF	0.14
Sacrifice Flies (146 ranked)	Rafael Betancourt	146	4	5	Jarrod Belbin, Campbell Randy Flores, Alabama St.	10 10	Justin Murray, Houston	8
Saves (375 ranked)	Riley Skeen	86	4	6	Mitchell Scott, Kent St. Cade Denton, Oral Roberts	15 15	Dalton Kendrick, Memphis	12
Slugging Percentage (249 ranked)	Bobby Boser	195	4	0.621	Austin Deming, BYU	0.915	Brock Rodden, Wichita St.	0.701
Stolen Bases (144 ranked)					Jeron Williams, Toledo	49	Brandon Burckel, Houston	24
Stolen Bases Per Game (150 ranked)					Jeron Williams, Toledo	0.89	Brandon Burckel, Houston	0.45
Strikeout-to-Walk Ratio (149 ranked)					Josh Bookbinder, Winthrop	21.00	Payton Tolle, Wichita St.	5.11
Strikeouts (149 ranked)					Paul Skenes, LSU	209	Dalton Fowler, Memphis	112
Strikeouts Per Nine Innings (150 ranked)	Hunter Mink	133	5	10.06	Paul Skenes, LSU	15.33	Trey Yesavage, East Carolina	12.43
Total Bases (149 ranked)					Jac Caglianone, Florida	208	Ben McCabe, UCF Brock Rodden, Wichita St.	155 155
Toughest to Strike Out (150 ranked)					Jacob Wilson, Grand Canyon	38.4	Mauricio Millan, Wichita St.	9.4
Triples (73 ranked)					Austin Overn, Southern California	14	Brayland Skinner, Memphis	6
Triples Per Game (146 ranked)					Austin Overn, Southern California	0.24	Brayland Skinner, Memphis	0.12
Victories (99 ranked)					Rhett Lowder, Wake Forest	15	Payton Tolle, Wichita St.	9
WHIP (150 ranked)					Paul Skenes, LSU	0.75	Trey Yesavage, East Carolina	1.00
Walks Allowed Per Nine Innings (150 ranked)	Jack Cebert	135	5	2.47	Josh Bookbinder, Winthrop	0.31	Jacob Marlowe, UCF	1.78

2023 USF Baseball
Game Results for South Florida (as of Feb 15, 2024)
(All games)

Date	Opponent	Score	Inns	Overall	The Americ	Pitcher of record	Attend	Time
Feb 17, 2023	#13 MARYLAND	w 8-7	9	1-0-0	0-0-0	MINK, H. (W 1-0)	1647	2:39
Feb 18, 2023	#13 MARYLAND	L 1-8	9	1-1-0	0-0-0	HUDI, N. (L 0-1)	1421	2:47
Feb 19, 2023	#13 MARYLAND	L 5-9	9	1-2-0	0-0-0	GRAUSE, A. (L 0-1)	1268	2:53
Feb 21, 2023	#7 FLORIDA	L 1-6	9	1-3-0	0-0-0	BROWN, E. (L 0-1)	2573	2:30
Feb 22, 2023	at #7 Florida	w 10-9	9	2-3-0	0-0-0	DORSEY, C. (W 1-0)	4686	3:06
Feb 24, 2023	at Florida Atlantic	w 5-1	9	3-3-0	0-0-0	MINK, H. (W 2-0)	638	2:09
Feb 25, 2023	at Florida Atlantic	L 7-8	(11)	3-4-0	0-0-0	COTHREN, J. (L 0-1)	646	3:40
Feb 26, 2023	at Florida Atlantic	L 6-8	9	3-5-0	0-0-0	GAILEY, L. (L 0-1)	559	2:49
Mar 01, 2023	at #16 Florida State	L 6-7	(13)	3-6-0	0-0-0	DORSEY, C. (L 1-1)	4394	3:40
Mar 03, 2023	NORTHEASTERN	L 3-15	7	3-7-0	0-0-0	MINK, H. (L 2-1)	926	2:14
Mar 04, 2023	NORTHEASTERN	L 8-13	9	3-8-0	0-0-0	COTHREN, J. (L 0-2)	996	2:52
Mar 05, 2023	NORTHEASTERN	L 7-8	9	3-9-0	0-0-0	SKEEN, R. (L 0-1)	977	2:36
Mar 07, 2023	PITTSBURGH	w 2-1	9	4-9-0	0-0-0	HUDI, N. (W 1-1)	982	2:22
Mar 11, 2023	at Long Beach State	L 0-8	9	4-10-0	0-0-0	BROWN, E. (L 0-2)	1769	2:51
Mar 12, 2023	at Long Beach State-1	L 0-8	9	4-11-0	0-0-0	MINK, H. (L 2-2)	-	2:24
Mar 12, 2023	at Long Beach State-2	w 6-2	9	5-11-0	0-0-0	CEBERT, J. (W 1-0)	1987	2:20
Mar 14, 2023	DARTMOUTH	L 1-6	9	5-12-0	0-0-0	HUDI, N. (L 1-2)	882	2:19
Mar 15, 2023	DARTMOUTH	w 4-3	9	6-12-0	0-0-0	COTHREN, J. (W 1-2)	731	2:25
Mar 17, 2023	ARMY	w 8-7	9	7-12-0	0-0-0	DORSEY, C. (W 2-1)	1467	2:19
Mar 18, 2023	ARMY	w 5-3	9	8-12-0	0-0-0	MINK, H. (W 3-2)	1026	1:48
Mar 19, 2023	ARMY	L 1-6	9	8-13-0	0-0-0	CEBERT, J. (L 1-1)	1241	2:24
Mar 21, 2023	at #19 FGCU	L 3-5	9	8-14-0	0-0-0	GAILEY, L. (L 0-2)	309	2:38
Mar 24, 2023	VCU	L 3-18	9	8-15-0	0-0-0	DORSEY, C. (L 2-2)	1396	3:02
Mar 25, 2023	VCU	w 9-0	9	9-15-0	0-0-0	MINK, H. (W 4-2)	933	2:16
Mar 26, 2023	VCU	L 15-25	9	9-16-0	0-0-0	JACKSON, J. (L 0-1)	1114	3:41
Mar 28, 2023	at Bethune-Cookman	w 9-3	9	10-16-0	0-0-0	GAILEY, L. (W 1-2)	141	2:31
* Mar 31, 2023	at UCF	w 2-0	9	11-16-0	1-0-0	BROWN, E. (W 1-2)	2441	2:15
* Apr 01, 2023	at UCF	w 3-2	9	12-16-0	2-0-0	MINK, H. (W 5-2)	2771	2:40
* Apr 02, 2023	at UCF	L 9-12	9	12-17-0	2-1-0	GRAUSE, A. (L 0-2)	1580	3:24
Apr 04, 2023	NORTH FLORIDA	L 4-5	(10)	12-18-0	2-1-0	SKEEN, R. (L 0-2)	989	2:32
* Apr 06, 2023	TULANE	L 2-5	9	12-19-0	2-2-0	BROWN, E. (L 1-3)	909	2:23
* Apr 07, 2023	TULANE	w 15-3	7	13-19-0	3-2-0	MINK, H. (W 6-2)	1033	2:11
* Apr 08, 2023	TULANE	w 5-3	9	14-19-0	4-2-0	CEBERT, J. (W 2-1)	781	2:16
Apr 11, 2023	BETHUNE-COOKMAN	w 13-2	9	15-19-0	4-2-0	GAILEY, L. (W 2-2)	839	2:28
* Apr 14, 2023	at Houston	L 5-6	9	15-20-0	4-3-0	BROWN, E. (L 1-4)	1284	2:43
* Apr 15, 2023	at Houston	L 10-16	9	15-21-0	4-4-0	MINK, H. (L 6-3)	1087	3:08
* Apr 16, 2023	at Houston	w 13-2	9	16-21-0	5-4-0	CEBERT, J. (W 3-1)	1221	2:57
Apr 18, 2023	at North Florida	L 0-10	7	16-22-0	5-4-0	HUDI, N. (L 1-3)	286	2:03
* Apr 21, 2023	UCF	L 4-6	9	16-23-0	5-5-0	MINK, H. (L 6-4)	1299	2:41
* Apr 22, 2023	UCF	w 14-8	9	17-23-0	6-5-0	JACKSON, J. (W 1-1)	1139	3:02
* Apr 23, 2023	UCF	L 1-11	8	17-24-0	6-6-0	CEBERT, J. (L 3-2)	1287	2:35
Apr 25, 2023	FGCU	L 3-14	7	17-25-0	6-6-0	DORSEY, C. (L 2-3)	691	2:37
* Apr 28, 2023	CINCINNATI	L 7-9	(10)	17-26-0	6-7-0	SKEEN, R. (L 0-3)	811	3:07
* Apr 29, 2023	CINCINNATI	L 9-11	9	17-27-0	6-8-0	CEBERT, J. (L 3-3)	924	3:14
* Apr 30, 2023	CINCINNATI	L 4-10	9	17-28-0	6-9-0	GAILEY, L. (L 2-3)	947	2:47
May 02, 2023	at Stetson	w 13-6	9	18-28-0	6-9-0	JACKSON, J. (W 2-1)	831	3:01
* May 05, 2023	at Memphis	L 2-4	9	18-29-0	6-10-0	MINK, H. (L 6-5)	442	2:13
* May 06, 2023	at Memphis	L 6-7	9	18-30-0	6-11-0	SKEEN, R. (L 0-4)	551	2:32
* May 07, 2023	at Memphis	L 6-8	9	18-31-0	6-12-0	GAILEY, L. (L 2-4)	429	2:36
* May 12, 2023	at Wichita State	w 10-9	9	19-31-0	7-12-0	CEBERT, J. (W 4-3)	1897	3:06
* May 13, 2023	at Wichita State-1	L 2-9	9	19-32-0	7-13-0	MINK, H. (L 6-6)	-	2:37
* May 13, 2023	at Wichita State-2	L 1-12	7	19-33-0	7-14-0	HUDI, N. (L 1-4)	2055	2:21
May 16, 2023	STETSON	L 5-11	9	19-34-0	7-14-0	GAILEY, L. (L 2-5)	744	2:47
* May 18, 2023	EAST CAROLINA	L 3-8	9	19-35-0	7-15-0	CEBERT, J. (L 4-4)	853	2:37
* May 19, 2023	EAST CAROLINA	L 5-6	9	19-36-0	7-16-0	MINK, T. (L 0-1)	837	3:25
* May 20, 2023	#15 EAST CAROLINA	L 1-7	9	19-37-0	7-17-0	BROWN, E. (L 1-5)	929	2:27
May 23, 2023	vs East Carolina	w 12-11	(11)	20-37-0	7-17-0	BROWN, E. (W 2-5)	0	4:32
May 25, 2023	vs UCF	w 15-4	8	21-37-0	7-17-0	GRAUSE, A. (W 1-2)	0	3:16
May 27, 2023	vs East Carolina	L 1-3	9	21-38-0	7-17-0	HUDI, N. (L 1-5)	0	2:17
May 27, 2023	vs East Carolina	L 7-14	9	21-39-0	7-17-0	BROWN, E. (L 2-6)	0	3:04

* = Conference game

() extra inning game

2023 USF Baseball
Team Game-by-Game for South Florida (as of Feb 15, 2024)
Batting (All games)

Date	Opponent	ab	r	h	rbi	2b	3b	hr	tb	bb	ibb	sb	cs	hbp	sac	sf	gdp	k	po	a	e	lob	avg
Feb 17	MARYLAND	31	8	8	8	1	0	2	15	5	0	0	0	1	0	0	0	6	27	15	0	5	.258
Feb 18	MARYLAND	30	1	4	1	2	0	0	6	3	0	1	0	0	0	0	0	11	27	10	1	5	.197
Feb 19	MARYLAND	37	5	11	4	2	0	2	19	2	0	0	0	3	0	0	1	11	27	15	0	10	.235
Feb 21	FLORIDA	32	1	5	1	1	0	0	6	1	0	0	0	2	0	0	0	15	27	15	2	7	.215
Feb 22	at Florida	41	10	13	8	0	1	2	21	5	0	1	1	1	0	0	0	11	27	12	1	10	.240
Feb 24	at Florida Atlantic	37	5	11	3	0	0	1	14	1	0	1	2	0	0	0	1	8	27	9	0	6	.250
Feb 25	at Florida Atlantic	43	7	11	6	1	0	1	15	5	0	0	0	4	0	1	1	13	31	16	3	13	.251
Feb 26	at Florida Atlantic	36	6	10	6	3	0	2	19	6	0	0	0	0	0	0	1	12	24	12	0	9	.254
Mar 01	at Florida State	48	6	12	6	3	0	1	18	5	0	0	0	2	1	0	2	21	36	16	1	11	.254
Mar 03	NORTHEASTERN	30	3	9	3	3	0	1	15	0	0	0	0	1	0	0	0	5	21	7	1	7	.258
Mar 04	NORTHEASTERN	37	8	13	8	2	0	1	18	6	0	0	0	1	0	1	2	8	27	11	1	10	.266
Mar 05	NORTHEASTERN	37	7	11	7	0	0	1	14	2	0	0	0	1	0	0	1	12	27	11	0	6	.269
Mar 07	PITTSBURGH	28	2	5	2	1	0	0	6	2	0	0	0	1	1	0	0	8	27	12	0	6	.263
Mar 11	at Long Beach State	27	0	2	0	0	0	0	2	2	0	0	0	2	0	0	1	12	24	4	3	4	.253
Mar 12	at Long Beach State	29	0	2	0	0	0	0	2	2	0	0	0	1	0	0	0	14	24	6	1	5	.243
Mar 12	at Long Beach State	38	6	11	6	2	0	1	16	2	0	0	1	0	0	0	0	12	27	11	2	7	.246
Mar 14	DARTMOUTH	32	1	9	1	1	0	0	10	3	0	0	0	1	1	1	2	6	27	10	0	10	.248
Mar 15	DARTMOUTH	31	4	11	3	1	0	0	12	2	0	0	0	2	1	1	2	5	27	13	1	9	.253
Mar 17	ARMY	32	8	11	8	1	1	2	20	3	0	0	1	1	1	0	2	8	27	12	1	5	.258
Mar 18	ARMY	30	5	7	5	1	0	1	11	1	0	0	1	0	0	0	0	10	27	6	0	2	.257
Mar 19	ARMY	29	1	4	1	0	0	0	4	5	0	0	0	1	0	1	2	10	27	6	4	8	.252
Mar 21	at FGCU	34	3	9	3	2	0	0	11	4	0	1	1	0	0	0	0	3	24	8	1	8	.252
Mar 24	VCU	36	3	9	3	0	0	1	12	5	0	0	0	0	0	0	0	10	27	6	0	11	.252
Mar 25	VCU	36	9	12	9	4	0	1	19	5	0	0	0	1	0	0	0	4	27	9	1	9	.256
Mar 26	VCU	44	15	19	15	3	0	3	31	3	0	0	0	2	0	1	1	7	27	12	2	8	.265
Mar 28	at Bethune-Cookma	36	9	14	9	5	0	0	19	3	0	1	2	3	1	2	0	4	27	13	0	9	.270
*Mar 31	at UCF	30	2	6	2	2	0	0	8	3	1	1	0	1	1	1	1	11	27	6	0	7	.267
*Apr 01	at UCF	32	3	7	3	3	0	1	13	2	0	3	0	2	0	1	1	6	27	11	0	7	.266
*Apr 02	at UCF	42	9	15	7	1	0	1	19	3	0	1	0	2	0	0	1	11	24	7	0	11	.270
Apr 04	NORTH FLORIDA	37	4	10	3	0	1	2	18	0	0	0	1	1	0	0	2	8	30	13	4	4	.270
*Apr 06	TULANE	34	2	8	2	0	0	0	8	3	0	1	0	2	0	1	0	11	27	8	0	11	.269
*Apr 07	TULANE	30	15	13	15	2	0	1	18	6	0	0	0	5	0	1	1	7	21	5	1	9	.273
*Apr 08	TULANE	36	5	11	5	1	0	1	15	3	0	0	0	0	1	0	0	6	27	9	0	11	.274
Apr 11	BETHUNE-COOKM	34	13	15	11	4	0	4	31	2	0	2	1	4	1	2	0	4	27	8	2	6	.279
*Apr 14	at Houston	36	5	9	5	2	0	1	14	4	0	0	0	1	0	0	0	9	24	11	2	9	.278
*Apr 15	at Houston	34	10	12	10	3	0	4	27	6	0	0	1	2	0	1	2	6	24	7	3	6	.280
*Apr 16	at Houston	37	13	13	13	2	0	3	24	10	1	1	1	3	0	1	1	9	27	9	1	11	.282
Apr 18	at North Florida	22	0	4	0	1	0	0	5	3	0	0	1	1	0	0	2	8	18	11	1	5	.280
*Apr 21	UCF	33	4	5	4	0	0	2	11	0	0	1	0	0	0	0	0	12	27	8	1	2	.277
*Apr 22	UCF	35	14	12	14	1	0	5	28	5	0	0	0	3	0	0	1	8	27	12	1	5	.279
*Apr 23	UCF	25	1	3	1	0	1	0	5	4	0	0	1	2	0	1	0	8	24	7	0	7	.276
Apr 25	FGCU	23	3	4	3	0	0	1	7	5	0	2	0	1	0	0	1	6	21	2	1	5	.274
*Apr 28	CINCINNATI	37	7	6	7	2	0	2	14	4	1	0	0	3	0	0	0	12	30	12	0	7	.272
*Apr 29	CINCINNATI	36	9	12	9	2	0	2	20	5	0	0	0	1	0	0	0	7	27	12	1	7	.273
*Apr 30	CINCINNATI	34	4	7	4	3	0	1	13	2	0	0	0	1	0	0	0	8	27	12	4	6	.272
May 02	at Stetson	38	13	11	13	3	0	2	20	11	0	1	0	2	1	0	0	14	27	11	0	12	.272
*May 05	at Memphis	31	2	6	2	2	0	0	8	4	0	0	0	2	0	0	0	7	24	8	1	8	.271
*May 06	at Memphis	37	6	9	6	0	0	3	18	1	0	0	0	0	1	0	0	12	26	10	0	6	.270
*May 07	at Memphis	38	6	13	6	3	0	3	25	4	0	0	0	0	0	0	2	6	24	15	0	9	.272
*May 12	at Wichita State	43	10	17	10	6	1	1	28	4	1	3	0	1	1	0	0	8	27	15	1	12	.275
*May 13	at Wichita State	33	2	5	2	1	1	1	11	2	0	3	0	2	0	0	1	12	24	4	0	8	.272
*May 13	at Wichita State	28	1	7	1	2	0	0	9	0	0	0	0	0	0	0	0	9	18	10	2	6	.272
May 16	STETSON	33	5	9	5	1	1	1	15	4	0	1	0	1	0	1	1	10	27	10	1	7	.272
*May 18	EAST CAROLINA	34	3	8	3	0	0	1	11	2	0	3	0	2	0	1	0	8	27	12	1	9	.271
*May 19	EAST CAROLINA	39	5	13	4	1	0	2	20	3	0	2	1	1	0	1	0	10	27	16	2	12	.273
*May 20	EAST CAROLINA	33	1	6	1	0	0	1	9	3	0	0	1	0	0	0	0	3	27	13	0	8	.271
May 23	vs East Carolina	51	12	19	12	0	0	1	22	3	0	6	0	4	1	0	0	13	33	17	0	14	.274
May 25	vs UCF	41	15	19	15	3	0	1	25	5	0	2	1	2	1	1	0	5	24	4	1	11	.278
May 27	vs East Carolina	30	1	2	1	1	0	1	6	3	0	1	0	0	0	0	1	7	24	7	0	5	.274
May 27	vs East Carolina	37	7	11	7	1	0	2	18	4	0	0	0	1	0	0	1	8	24	6	0	8	.275
Totals		2074	345	570	332	92	7	74	898	206	4	39	18	84	14	21	38	535	1566	605	57	471	.275

2023 USF Baseball
Team Game-by-Game for South Florida (as of Feb 15, 2024)
Pitching (All games)

Date	Opponent	ip	h	r	er	bb	so	2b	3b	hr	wp	bk	hbp	dp	ibb	score	w-l	sv	era
Feb 17	MARYLAND	9.0	8	7	7	6	7	0	2	2	0	0	2	1	0	8-7	1-0	0	7.00
Feb 18	MARYLAND	9.0	8	8	6	7	9	2	1	1	0	0	1	2	1	1-8	1-1	0	6.50
Feb 19	MARYLAND	9.0	10	9	9	5	6	2	0	3	0	0	1	1	0	5-9	1-2	0	7.33
Feb 21	FLORIDA	9.0	11	6	6	2	10	2	0	4	1	1	1	1	0	1-6	1-3	0	7.00
Feb 22	at Florida	9.0	17	9	9	3	9	4	0	1	0	0	0	1	2	10-9	2-3	0	7.40
Feb 24	at Florida Atlantic	9.0	6	1	1	3	8	4	0	0	0	0	0	1	0	5-1	3-3	0	6.33
Feb 25	at Florida Atlantic	10.1	17	8	8	8	8	3	0	0	1	0	0	3	2	7-8	3-4	0	6.44
Feb 26	at Florida Atlantic	8.0	11	8	8	5	3	3	0	2	1	0	0	0	0	6-8	3-5	0	6.72
Mar 01	at Florida State	12.2	10	7	6	4	16	2	1	1	0	0	2	0	0	6-7	3-6	0	6.35
Mar 03	NORTHEASTERN	7.0	12	15	10	7	8	2	0	3	2	0	2	0	0	3-15	3-7	0	6.85
Mar 04	NORTHEASTERN	9.0	12	13	13	6	12	1	1	3	2	0	4	0	0	8-13	3-8	0	7.40
Mar 05	NORTHEASTERN	9.0	14	8	8	5	9	2	0	3	0	0	1	2	0	7-8	3-9	0	7.45
Mar 07	PITTSBURGH	9.0	6	1	1	0	14	1	0	1	0	0	1	0	0	2-1	4-9	1	6.96
Mar 11	at Long Beach State	8.0	9	8	6	8	11	2	0	0	4	0	1	0	1	0-8	4-10	1	6.94
Mar 12	at Long Beach State	8.0	8	8	7	6	7	1	0	0	0	0	4	0	0	0-8	4-11	1	7.00
Mar 12	at Long Beach State	9.0	6	2	1	3	6	0	0	1	0	0	0	1	0	6-2	5-11	1	6.62
Mar 14	DARTMOUTH	9.0	12	6	6	3	10	1	1	0	0	0	1	2	0	1-6	5-12	1	6.59
Mar 15	DARTMOUTH	9.0	8	3	3	7	10	0	0	2	0	0	0	2	0	4-3	6-12	2	6.39
Mar 17	ARMY	9.0	11	7	5	3	9	4	0	0	1	0	1	1	0	8-7	7-12	2	6.32
Mar 18	ARMY	9.0	4	3	3	3	11	1	0	1	0	0	2	0	0	5-3	8-12	3	6.15
Mar 19	ARMY	9.0	8	6	2	2	12	1	0	1	0	0	0	0	0	1-6	8-13	3	5.95
Mar 21	at FGCU	8.0	9	5	4	6	9	3	0	0	1	0	3	1	0	3-5	8-14	3	5.89
Mar 24	VCU	9.0	12	18	18	9	14	2	0	2	2	0	5	0	0	3-18	8-15	3	6.42
Mar 25	VCU	9.0	4	0	0	3	11	0	0	0	1	0	1	1	0	9-0	9-15	4	6.15
Mar 26	VCU	9.0	24	25	22	7	10	3	1	4	1	0	5	3	0	15-25	9-16	4	6.79
Mar 28	at Bethune-Cookma	9.0	7	3	3	4	6	1	0	1	1	0	0	3	0	9-3	10-16	4	6.64
*Mar 31	at UCF	9.0	5	0	0	1	15	1	0	0	0	0	0	0	0	2-0	11-16	5	6.40
*Apr 01	at UCF	9.0	8	2	2	2	5	1	0	1	1	0	1	2	0	3-2	12-16	6	6.24
*Apr 02	at UCF	8.0	11	12	12	9	9	4	0	1	2	0	2	0	0	9-12	12-17	6	6.46
Apr 04	NORTH FLORIDA	10.0	6	5	2	2	4	1	1	0	0	0	1	0	0	4-5	12-18	6	6.29
*Apr 06	TULANE	9.0	6	5	5	3	11	1	0	2	0	0	0	1	0	2-5	12-19	6	6.25
*Apr 07	TULANE	7.0	7	3	3	3	8	2	0	1	0	0	1	1	0	15-3	13-19	6	6.19
*Apr 08	TULANE	9.0	7	3	3	2	9	1	1	1	1	0	1	1	0	5-3	14-19	7	6.09
Apr 11	BETHUNE-COOKM	9.0	7	2	1	1	10	2	0	0	1	0	0	0	0	13-2	15-19	7	5.94
*Apr 14	at Houston	8.0	10	6	5	1	10	1	1	0	1	0	0	0	0	5-6	15-20	7	5.93
*Apr 15	at Houston	8.0	19	16	15	8	5	3	0	4	0	0	0	0	0	10-16	15-21	7	6.21
*Apr 16	at Houston	9.0	4	2	1	0	6	0	0	0	0	1	2	0	0	13-2	16-21	7	6.06
Apr 18	at North Florida	6.0	12	10	9	6	2	2	0	1	0	0	1	0	0	0-10	16-22	7	6.20
*Apr 21	UCF	9.0	6	6	6	6	13	0	0	2	1	0	4	0	0	4-6	16-23	7	6.19
*Apr 22	UCF	9.0	10	8	7	5	9	2	0	1	1	0	1	0	0	14-8	17-23	7	6.21
*Apr 23	UCF	8.0	12	11	11	3	12	1	0	2	2	0	3	0	0	1-11	17-24	7	6.35
Apr 25	FGCU	7.0	13	14	8	5	12	1	0	3	1	1	2	0	0	3-14	17-25	7	6.43
*Apr 28	CINCINNATI	10.0	12	9	9	7	10	0	0	4	0	0	2	0	0	7-9	17-26	7	6.47
*Apr 29	CINCINNATI	9.0	16	11	9	7	5	2	1	2	2	0	1	1	0	9-11	17-27	7	6.53
*Apr 30	CINCINNATI	9.0	15	10	7	6	8	1	0	2	2	0	2	0	0	4-10	17-28	7	6.54
May 02	at Stetson	9.0	8	6	6	6	8	2	1	0	0	0	3	2	0	13-6	18-28	7	6.53
*May 05	at Memphis	8.0	7	4	3	3	11	1	0	0	4	0	2	1	0	2-4	18-29	7	6.47
*May 06	at Memphis	8.2	11	7	7	4	7	3	0	1	2	0	2	0	1	6-7	18-30	7	6.48
*May 07	at Memphis	8.0	13	8	8	1	0	3	0	3	0	0	2	0	0	6-8	18-31	7	6.53
*May 12	at Wichita State	9.0	15	9	9	0	6	2	0	2	0	0	0	1	0	10-9	19-31	8	6.58
*May 13	at Wichita State	8.0	9	9	9	6	13	4	0	3	1	0	2	0	1	2-9	19-32	8	6.64
*May 13	at Wichita State	6.0	15	12	10	3	7	2	0	3	2	0	1	0	0	1-12	19-33	8	6.75
May 16	STETSON	9.0	20	11	10	4	8	1	0	3	0	0	1	0	0	5-11	19-34	8	6.82
*May 18	EAST CAROLINA	9.0	12	8	5	2	6	4	0	0	0	0	2	0	0	3-8	19-35	8	6.78
*May 19	EAST CAROLINA	9.0	9	6	4	3	8	1	0	0	0	0	2	1	0	5-6	19-36	8	6.73
*May 20	EAST CAROLINA	9.0	10	7	7	7	7	2	0	1	2	0	1	1	0	1-7	19-37	8	6.74
May 23	vs East Carolina	11.0	14	11	11	5	9	4	1	3	0	0	0	1	0	12-11	20-37	8	6.79
May 25	vs UCF	8.0	6	4	3	7	6	3	0	0	0	0	1	0	0	15-4	21-37	8	6.73
May 27	vs East Carolina	8.0	10	3	3	1	7	1	1	0	1	0	1	1	0	1-3	21-38	8	6.68
May 27	vs East Carolina	8.0	17	14	14	4	6	4	0	3	1	1	0	0	0	7-14	21-39	8	6.82
Totals		522.2	626	448	396	258	517	110	14	85	46	4	82	40	8	345-448	21-39	8	6.82

2023 USF Baseball
Games Summary for South Florida (as of Feb 15, 2024)
(All games)

Score by innings	1	2	3	4	5	6	7	8	9	EX	Total
South Florida	42	37	40	42	36	39	44	28	34	3	345
Opponents	45	32	54	51	70	43	61	60	25	7	448

Record when ...											
Overall	21-39							After 6 leading	17-2		
Conference	7-17						 trailing	2-35		
Non-Conference	14-22						 tied	2-2		
Home games	10-22							After 7 leading	17-2		
Away games	9-15						 trailing	3-33		
Neutral site	2-2						 tied	0-0		
Day games	9-23							After 8 leading	16-0		
Night games	12-16						 trailing	2-31		
vs Left starter	4-14						 tied	1-3		
vs Right starter	17-25										
1-Run games	8-7							Hit 0 home runs	4-12		
2-Run games	3-8							... 1 home run	10-15		
5+Run games	8-21							... 2+ home runs	7-12		
Extra innings	1-4										
Shutouts	2-3							Opponent 0 home runs	8-11		
							 1 home run	9-7		
Scoring 0-2 runs	2-14						 2+ HRs	4-21		
..... 3-5 runs	5-12										
..... 6-9 runs	5-11							Made 0 errors	10-15		
..... 10+ runs	9-2						 1 error	9-13		
							 2+ errors	2-11		
Opponent 0-2 runs	8-0										
..... 3-5 runs	6-5							Opp. made 0 errors	9-21		
..... 6-9 runs	6-20						 1 error	8-11		
..... 10+ runs	1-14						 2+ errors	4-7		
Scored in 1st inning	11-10							Out-hit opponent	16-7		
Opp. scored in 1st	9-15							Out-hit by opponent	3-30		
Scores first	14-14							Hits are tied	2-2		
Opp. scores first	7-25										

Record when team scores:											
Runs	0	1	2	3	4	5	6	7	8	9	10+
W-L	0-3	0-8	2-3	1-5	1-3	3-4	1-4	0-4	2-1	2-2	9-2

Record when opponent scores:											
Runs	0	1	2	3	4	5	6	7	8	9	10+
W-L	2-0	2-0	4-0	5-1	1-1	0-3	1-6	2-3	1-8	2-3	1-14

Record when leading after:											
Inn.	1	2	3	4	5	6	7	8			
W-L	10-10	11-12	14-10	13-7	13-3	17-2	17-2	16-0			

Record when trailing after:											
Inn.	1	2	3	4	5	6	7	8			
W-L	6-14	6-17	6-22	5-23	4-33	2-35	3-33	2-31			

Record when tied after:											
Inn.	1	2	3	4	5	6	7	8			
W-L	5-15	4-10	1-7	3-9	4-3	2-2	0-0	1-3			

Current losing streak: 2
Longest winning streak: 3
Longest losing streak: 6

Home attendance : 34592 (32 dates avg = 1081)
Away attendance : 32004 (26 dates avg = 1230)
Total attendance: 66596 (58 dates avg = 1148)

2023 USF Baseball
Season Game Highs for South Florida (as of Feb 15, 2024)
(All games)

TEAM GAME HIGHS

Batting

At bats:	51	-	vs East Carolina (May 23, 2023 at Clearwater, Fla.)
Runs scored:	15	-	vs VCU (Mar 26, 2023)
	15	-	vs Tulane (Apr 07, 2023)
	15	-	vs UCF (May 25, 2023 at Clearwater, Fla.)
Hits:	19	-	vs VCU (Mar 26, 2023)
	19	-	vs East Carolina (May 23, 2023 at Clearwater, Fla.)
	19	-	vs UCF (May 25, 2023 at Clearwater, Fla.)
RBI's:	15	-	vs VCU (Mar 26, 2023)
	15	-	vs Tulane (Apr 07, 2023)
	15	-	vs UCF (May 25, 2023 at Clearwater, Fla.)
Doubles:	6	-	at Wichita State (May 12, 2023)
Triples:	1	-	(7 times)
Home runs:	5	-	vs UCF (Apr 22, 2023)
Total bases:	31	-	vs VCU (Mar 26, 2023)
	31	-	vs Bethune-Cookman (Apr 11, 2023)
Walks:	11	-	at Stetson (May 02, 2023)
Strikeouts:	21	-	at Florida State (Mar 01, 2023)
Sac hits:	1	-	(14 times)
Sac flies:	2	-	at Bethune-Cookman (Mar 28, 2023)
	2	-	vs Bethune-Cookman (Apr 11, 2023)
Stolen bases:	6	-	vs East Carolina (May 23, 2023 at Clearwater, Fla.)
Hit by pitch:	5	-	vs Tulane (Apr 07, 2023)
Caught stealing:	2	-	at Florida Atlantic (Feb 24, 2023)
	2	-	at Bethune-Cookman (Mar 28, 2023)
Runners LOB:	14	-	vs East Carolina (May 23, 2023 at Clearwater, Fla.)
Hit into DP:	3	-	at Houston (Apr 15, 2023)

Fielding

Putouts:	36	-	at Florida State (Mar 01, 2023)
Assists:	17	-	vs East Carolina (May 23, 2023 at Clearwater, Fla.)
Errors:	4	-	vs Army (Mar 19, 2023)
	4	-	vs North Florida (Apr 04, 2023)
	4	-	vs Cincinnati (Apr 30, 2023)
Passed balls:	2	-	vs UCF (Apr 22, 2023)
DPs turned:	3	-	at Florida Atlantic (Feb 25, 2023)
	3	-	vs VCU (Mar 26, 2023)
	3	-	at Bethune-Cookman (Mar 28, 2023)

Pitching

Innings pitched:	12.2	-	at Florida State (Mar 01, 2023)
Runs allowed:	25	-	vs VCU (Mar 26, 2023)
Earned runs:	22	-	vs VCU (Mar 26, 2023)
Walks allowed:	9	-	vs VCU (Mar 24, 2023)
	9	-	at UCF (Apr 02, 2023)
Strikeouts:	16	-	at Florida State (Mar 01, 2023)
Hits allowed:	24	-	vs VCU (Mar 26, 2023)
Doubles allowed:	4	-	(8 times)
Triples allowed:	2	-	vs Maryland (Feb 17, 2023)

Homers allowed:	4	-	(4 times)
Wild pitches:	4	-	at Long Beach State (Mar 11, 2023)
	4	-	at Memphis (May 05, 2023)
Hit batters:	5	-	vs VCU (Mar 24, 2023)
	5	-	vs VCU (Mar 26, 2023)

2023 USF Baseball
Season Game Highs for South Florida (as of Feb 15, 2024)
(All games)

INDIVIDUAL GAME HIGHS

Batting

At bats:	7	-	BRUTCHER, Drew at Florida State (Mar 01, 2023)
	7	-	MONQUE, Joaquin vs East Carolina (May 23, 2023 at Clearwater, Fla.)
	7	-	BETANCOURT, Rafael vs East Carolina (May 23, 2023 at Clearwater, FL)
Runs scored:	4	-	CANTU, Daniel vs Tulane (Apr 07, 2023)
Hits:	4	-	(7 times)
RBIs:	6	-	SNOW, Eric vs Northeastern (Mar 04, 2023)
Doubles:	3	-	BETANCOURT, Rafael at Wichita State (May 12, 2023)
Triples:	1	-	(7 times)
Home runs:	2	-	BOSER, Bobby vs Maryland (Feb 17, 2023)
	2	-	BOSER, Bobby vs Bethune-Cookman (Apr 11, 2023)
	2	-	BOSER, Bobby at Houston (Apr 15, 2023)
Total bases:	10	-	BOSER, Bobby at Houston (Apr 15, 2023)
Walks:	3	-	BRUTCHER, Drew at Houston (Apr 15, 2023)
	3	-	MAYO, Jackson vs Cincinnati (Apr 29, 2023)
Strikeouts:	4	-	BOSER, Bobby vs Army (Mar 18, 2023)
	4	-	SANKOVICH, Travis at Houston (Apr 16, 2023)
	4	-	BRODIL, Marcus vs East Carolina (May 27, 2023 at Clearwater, Fla.)
Sac hits:	1	-	(14 times)
Sac flies:	1	-	(21 times)
Stolen bases:	2	-	CANTU, Daniel vs FGCU (Apr 25, 2023)
	2	-	BOSER, Bobby vs East Carolina (May 23, 2023 at Clearwater, Fla.)
Hit by pitch:	2	-	(6 times)
Caught stealing:	1	-	(18 times)
Runners LOB:	7	-	BOSER, Bobby vs Army (Mar 19, 2023)

Fielding

Putouts:	16	-	MONQUE, Joaquin vs East Carolina (May 23, 2023 at Clearwater, Fla.)
Assists:	10	-	MONTES, John at Wichita State (May 12, 2023)
Errors:	2	-	(5 times)
Passed balls:	2	-	RIVERA, Nelson vs UCF (Apr 22, 2023)

Pitching

Innings pitched:	7.1	-	BROWN, Ethan at UCF (Mar 31, 2023)
	7.1	-	CEBERT, Jack at Houston (Apr 16, 2023)
Runs allowed:	10	-	MINK, Hunter at Houston (Apr 15, 2023)
Earned runs:	10	-	MINK, Hunter at Houston (Apr 15, 2023)
Walks allowed:	4	-	(5 times)
Strikeouts:	12	-	BROWN, Ethan at UCF (Mar 31, 2023)
Hits allowed:	11	-	CEBERT, Jack at Wichita State (May 12, 2023)
Doubles allowed:	3	-	MINK, Hunter at Florida Atlantic (Feb 24, 2023)
	3	-	BROWN, Ethan vs Army (Mar 17, 2023)
	3	-	GAILEY, Lawson at FGCU (Mar 21, 2023)
Triples allowed:	2	-	MINK, Hunter vs Maryland (Feb 17, 2023)
Homers allowed:	2	-	(15 times)
Wild pitches:	2	-	(7 times)
Hit batters:	4	-	MINK, Hunter vs UCF (Apr 21, 2023)

2023 USF Baseball
Miscellaneous Stats for South Florida (as of Feb 15, 2024)
(All games)

Multiple Hit Games	2	3	4	5+	Total
3 SNOW, Eric	10	9	1	-	20
5 BETANCOURT, Rafa	11	5	2	-	18
33 CANTU, Daniel	12	3	2	-	17
18 BRUTCHER, Drew	14	3	-	-	17
0 MONTES, John	10	6	-	-	16
8 BOSER, Bobby	12	4	-	-	16
14 SANKOVICH, Travis	12	3	-	-	15
29 MONQUE, Joaquin	6	2	1	-	9
1 BRODIL, Marcus	7	1	-	-	8
16 RIVERA, Nelson	4	-	1	-	5
10 ROZENBLUM, Ben	3	2	-	-	5
4 MAYO, Jackson	3	2	-	-	5
13 LEUTHNER, Stanton	1	-	-	-	1
TEAM	105	40	7	0	152

Multiple RBI Games	2	3	4	5+	Total
33 CANTU, Daniel	5	3	1	2	11
18 BRUTCHER, Drew	8	2	1	-	11
3 SNOW, Eric	3	4	2	1	10
8 BOSER, Bobby	3	6	1	-	10
5 BETANCOURT, Rafa	5	3	1	-	9
14 SANKOVICH, Travis	4	1	-	-	5
4 MAYO, Jackson	3	1	-	-	4
10 ROZENBLUM, Ben	3	1	-	-	4
29 MONQUE, Joaquin	1	1	2	-	4
0 MONTES, John	2	2	-	-	4
16 RIVERA, Nelson	3	-	-	-	3
TEAM	40	24	8	3	75

Hitting Streaks	Longest	Current
8 BOSER, Bobby	17	17
3 SNOW, Eric	11	1
33 CANTU, Daniel	11	1
0 MONTES, John	10	3
18 BRUTCHER, Drew	10	1
14 SANKOVICH, Travis	6	1
4 MAYO, Jackson	5	-
5 BETANCOURT, Rafa	5	1
10 ROZENBLUM, Ben	4	1
29 MONQUE, Joaquin	4	1
1 BRODIL, Marcus	4	1
16 RIVERA, Nelson	3	-
13 LEUTHNER, Stanton	2	-
2 ROSE, Matt	2	1
19 RUIZ, Pablo	1	1

Reached Base Streaks	Longest	Current
18 BRUTCHER, Drew	22	8
8 BOSER, Bobby	21	21
33 CANTU, Daniel	19	1
3 SNOW, Eric	13	1
5 BETANCOURT, Rafa	11	1
1 BRODIL, Marcus	11	1
14 SANKOVICH, Travis	10	1
0 MONTES, John	10	3
29 MONQUE, Joaquin	5	4
4 MAYO, Jackson	5	-
16 RIVERA, Nelson	4	-
2 ROSE, Matt	4	4
10 ROZENBLUM, Ben	4	1
13 LEUTHNER, Stanton	2	-
19 RUIZ, Pablo	1	1

STARTERS SUMMARY

[illegible]