



2021-22 USF BULLS WOMEN'S BASKETBALL GAME NOTES

NCAA Tournament (7): 2021, 2018, 2017, 2016, 2015, 2013, 2006

WNIT (9): 2019, 2014, 2012, 2010, 2009, 2008, 2007, 2005, 2004

WNIT Champions (1): 2009 | WNIT Final Four (2): 2014, 2009

Primary Contact: Michael Hogan | Phone: (W) 813-974-5755 (C) 813-469-0616 | Email: mhogan@usf.edu
Twitter: @USFWBB | Instagram: USFWBB | Facebook: facebook.com/usfwomensbasketball | Web: GoUSFBulls.com

2021-22 USF SCHEDULE/RESULTS

NOVEMBER

9	Texas Rio Grande Valley (ESPN+)	W, 63-56
11	Alabama State (ESPN+)	W, 72-37
15	at No. 16/12 Tennessee ^ (SECN+)	L, 52-49
20	vs. Syracuse (FloHoops) &	W, 77-53
21	vs. No. 2/2 UConn (FloHoops) &	L, 60-53
22	vs. No. 9/9 Oregon (ESPN+)	W, 71-62
26	vs. No. 7/5 Stanford (FloHoops) #	W, 57-54

DECEMBER

2	at UT Arlington (ESPN+)	L, 61-56
12	at VCU (ESPN+)	W, 64-57
15	Stetson (ESPN+)	W, 69-50
17	High Point (ESPN+)	W, 62-46
20	vs. RV/RV West Virginia (FloHoops) %	W, 77-55
21	vs. Mississippi (FloHoops) %	L, 61-53
29	Jacksonville (ESPN+)	W, 70-57

JANUARY

2	Memphis (ESPN+)	Postponed
5	at Cincinnati * (ESPN+)	W, 61-46
9	Wichita State * (EPNU) (Rescheduled for Feb. 22)	Postponed
12	at Tulane * (ESPN+)	W, 75-62
16	at -/RV Central Florida * (ESPN+)	L, 67-51
19	Tulsa * (ESPN+)	W, 66-63
22	Temple * (ESPN+)	W, 75-67 (ot)
26	at SMU * (ESPN+)	W, 62-56
30	at Houston * (ESPN+)	W, 55-35

FEBRUARY

6	Tulane * (ESPN+)	L, 67-55
9	at Temple * (ESPN+)	W, 49-40
13	Central Florida * (ESPN2)	L, 54-33
16	Cincinnati * (ESPN+)	W, 54-45
22	Wichita State * (ESPN+)	W, 61-57
24	at Wichita State * (ESPN+)	W, 47-46
27	at East Carolina * (ESPN+)	W, 68-60

MARCH

2	Houston * (ESPN+)	W, 71-38
8	vs. (7) Memphis/(10) East Carolina ^ (ESPN+)	TBA
9	AAC Tournament Semifinals ^ (ESPN+)	TBA
10	AAC Tournament Championship ^ (ESPN+)	TBA

* American Athletic Conference Game | \$ AAC/SEC Challenge

& Battle 4 Atlantis, Paradise Island, Bahamas

Baha Mar Pink Flamingo Championship, Nassau, Bahamas

% West Palm Invitational, West Palm Beach, Fla.

^ American Athletic Conference Tournament, Fort Worth, Texas.

All times are Eastern time and are subject to change

2022 AIR FORCE RESERVE AAC TOURNAMENT | FORT WORTH, TEXAS



(2) -/RV USF
BULLS
22-7 (12-3, AAC)

VS.

(7) MEMPHIS
TIGERS
11-15 (6-9, AAC)



Last Game _____ March 2 vs. Houston, W, 71-38
Next Game _____ March 8 vs. (7) Memphis/(10) ECU
Head Coach _____ Jose Fernandez
Alma Mater _____ FIU, 1994
Career Record _____ 414-283 (22nd season)
at USF _____ Same

Last Game _____ March 2 vs. East Carolina, W, 56-53
Next Game _____ March 8 vs. USF (if nec.), 7 p.m. ET
Head Coach _____ Katrina Merriweather
Alma Mater _____ Cincinnati, 2001
Career Record _____ 128-58 (Sixth season)
at Memphis _____ 15-11 (First season)

GAMEDAY INFORMATION

TV/Video _____ ESPN+ (\$) _____
_____ Tiffany Greene (PxP), Brooke Weisbrod (Color)
_____ Morgan Uber (Sideline)
Audio _____ Bulls Unlimited (iHeartRadio/GoUSFBulls.com)
_____ Darek Sharp (PxP)
Live Stats _____ GoUSFBulls.com
Twitter Updates _____ @USFWBB

(10) ECU
PIRATES
11-17 (4-11, AAC)



Last Game _____ March 2 at Memphis, L, 56-53
Next Game _____ March 8 vs. USF (if nec.), 7 p.m. ET
Head Coach _____ Kim McNeill
Alma Mater _____ Richmond, 2000
Career Record _____ 87-90 (Sixth season)
at East Carolina _____ 28-52 (Third season)

QUICK HITS

- No. 2 seed USF opens its ninth AAC Tourney, with a first-round bye into the quarterfinals.
- The Bulls are 15-7 all-time in the event.
- USF looks to defend its AAC tourney title.

- Elena Tsineke leads USF in scoring (13.9).
- Dulcy Fankam Mendjiadeu (11.2) and Bethy Mununga (11.0) are second and third in scoring.
- Mununga is grabbing 11.3 rebounds per game.

USF'S PROBABLE STARTERS



PG | 5-6 | JR.

4 - ELISA
PINZAN


PPG	8.5
RPG	3.1
APG	5.5
SPG	1.1



G | 5-10 | Jr.

3 - SYDNI
HARVEY

PPG	7.6
RPG	2.0
APG	1.6
SPG	0.9



G | 5-8 | So.

5 - ELENA
TSINEKE

PPG	13.9
RPG	3.2
APG	2.3
SPG	0.8



F | 6-0 | Sr.

20 - BETHY
MUNUNGA

PPG	11.0
RPG	11.3
APG	1.9
SPG	1.4



F | 6-4 | R-SR.

32 - DULCYFANKAM
MENDJIADEU

PPG	11.2
RPG	7.6
APG	0.4
SPG	0.9

JOSE FERNANDEZ

Career Achievements



- WINNINGEST COACH
IN PROGRAM HISTORY (414 WINS)
- 2018 & 2021 AAC COACH OF THE YEAR
- 11 STRAIGHT 19-WIN SEASONS
- 10 20-WIN SEASONS
- 17 POSTSEASON TOURNAMENT
APPEARANCES AT USF
- 6 NCAA TOURNAMENT APPEARANCES
IN LAST 8 SEASONS
- 22 POSTSEASON WINS
- 6 WNBA DRAFT PICKS
- 14 FORMER BULLS PLAYING
PROFESSIONALLY WORLDWIDE



ELENA TSINEKE | AAC FIRST TEAM



DULCY FANKAM MENDJIADEU | AAC SECOND TEAM



BETHY MUNUNGA | AAC SECOND TEAM



**2022 Air Force Reserve American Athletic Conference
Women's Basketball Championship
Dickies Arena - Fort Worth, Texas**

**First Round
Monday
March 7**

**Quarterfinals
Tuesday
March 8**

**Semifinals
Wednesday
March 9**

**Final
Thursday
March 10**

No. 9 Wichita State

Game 1
2 p.m. ET/1 p.m. CT
ESPN+

No. 8 Tulsa

Game 4
1 p.m. ET/Noon CT
ESPN+

No. 1 UCF

Game 8
5 p.m. ET/4 p.m. CT
ESPN+

No. 5 SMU

Game 5
3 p.m. ET/2 p.m. CT
ESPN+

No. 4 Temple

Game 10
9 p.m. ET/8 p.m. CT
ESPNU

No. 10 East Carolina

Game 2
4 p.m. ET/3 p.m. CT
ESPN+

No. 7 Memphis

Game 6
7 p.m. ET/6 p.m. CT
ESPN+

No. 2 South Florida

Game 9
7 p.m. ET/6 p.m. CT
ESPN+

No. 11 Cincinnati

Game 3
6 p.m. ET/5 p.m. CT
ESPN+

No. 6 Houston

Game 7
9 p.m. ET/8 p.m. CT
ESPN+

No. 3 Tulane



2022 AIR FORCE RESERVE AAC WOMEN'S BASKETBALL CHAMPIONSHIP

NO. 2 SEED USF BULLS (22-7, 12-3 AAC)

MARCH 7-10, 2022 | DICKIES ARENA | FORT WORTH, TEXAS

TUESDAY'S GAME

■ No. 2 seed South Florida will play its first game of the 2022 Air Force Reserve American Athletic Conference Basketball Championship on Tuesday, March 8, at 7 p.m. ET against the winner of the first-round game between the No. 7 seed Memphis and No. 10 seed East Carolina that will be played on Monday at 4 p.m.

A LOOK AHEAD

■ The winner of the South Florida's quarterfinal game will face the winner of quarterfinal game seven, between third-seeded Tulane, sixth-seeded Houston and 11th-seeded Cincinnati, in the tournament semifinals on Wednesday, March 9 at 7 p.m. ET. The winner of that contest advances to the American Athletic Conference Championship game on Thursday, March 10, at 9 p.m. ET on ESPNU.

TELEVISION

■ All American Athletic Conference Tournament first round, quarterfinal, and semifinal games will be carried on ESPN+. The championship game will air on ESPNU at 9 p.m. ET on March 10.

THE RECORDS

■ South Florida ended the regular-season with a 22-7 overall record and a 12-3 mark in The American after its 71-38 win over Houston on March 2. Seventh-seeded Memphis finished the regular season with a 15-11 record and a 6-9 ledger in The American, while 10-seeded East Carolina enters the tournament 11-17 overall and 4-11 in AAC play.

THE SEEDS

■ South Florida's No. 2 seed in this year's AAC Women's Basketball Championship is the fourth time in program history - all as a member of The American - that it has earned a two-seed in a conference tournament, and the first time since the 2018 American Athletic Conference Tournament. The Bulls have been lower than a four seed just once, as a five-seed during the 2019 AAC Tournament.

TOURNAMENT HISTORY

■ This marks the ninth appearance for USF in the American Athletic Conference Championship. Last year, as the No. 1 seed, the Bulls defeated ninth-seeded Wichita State, 48-44, and fourth-seeded Tulane, 51-47, before winning their first-ever conference tournament title with a 64-54 win over second-seeded Central Florida.

■ The Bulls have never been eliminated from the tournament before the semifinals, and have played in the championship game in five of the eight AAC tournaments, including in five of the last seven.

TEAM HEADQUARTERS

■ The Bulls will stay at the Worthington Renaissance, 200 Main Street, Fort Worth, Texas 76102 (Phone: 817-870-1000) for the duration of their stay in the American Athletic Conference Championship.

USF SPORTS INFORMATION CONTACT

■ Michael Hogan, associate director of communications at USF, will be traveling with the team and staying at The Sinclair Hotel, 512 Main St, Fort Worth, Texas 76102 (Phone: 682-231-8214). He can be reached on his cell phone at 813-469-0616.



2022 AIR FORCE RESERVE AAC WOMEN'S BASKETBALL CHAMPIONSHIP SCHEDULE

MONDAY, MARCH 7 - FIRST ROUND (DICKIES ARENA)

Game 1 (ESPN+)	9 Wichita State vs. No. 8 Tulsa	2 p.m.
Game 2 (ESPN+)	10 ECU vs. No. 7 Memphis	4 p.m.
Game 3 (ESPN+)	11 Cincinnati vs. No. 6 Houston	6 p.m.

TUESDAY, MARCH 8 - QUARTERFINALS (DICKIES ARENA)

Game 4 (ESPN+)	No. 1 Central Florida vs. No. 9 Tulsa/No. 9 Wichita State	1 p.m.
Game 5 (ESPN+)	No. 5 SMU vs. No. 4 Temple	3 p.m.
Game 6 (ESPN+)	No. 2 South Florida vs. No. 10 ECU/No. 10 Memphis	7 p.m.
Game 7 (ESPN+)	No. 3 Tulane vs. No. 11 Cincinnati/No. 6 Houston	9 p.m.

WEDNESDAY, MARCH 9 - SEMIFINALS (DICKIES ARENA)

Game 8 (ESPN+)	Semifinal Game One (Gm. 4 winner vs. Gm. 5 winner)	5 p.m.
Game 8 (ESPN+)	Semifinal Game Two (Gm. 6 winner vs. Gm. 7 winner)	7 p.m.

THURSDAY, MARCH 10 - CHAMPIONSHIP (DICKIES ARENA)

Game 10 (ESPNU)	Championship game	9 p.m.
-----------------	-------------------	--------

All times listed here are Eastern time

USF IN CONFERENCE TOURNAMENTS

■ USF enters its ninth American Athletic Conference Championship ... USF is 23-36 all-time in postseason conference tournaments, and 15-7 in the AAC tourney ... USF has won at least two games in six of its last seven AAC Tournament appearances, and at least one game in its last 10-straight appearances in The American and the BIG EAST Conference, combined ... The Bulls have also advanced to at least the semifinals of the AAC Tournament

in their eight previous appearances, and to the championship game in five of the eight, winning the tournament title at the 2021 championship.

■ USF has advanced to the quarterfinals in 15 of its league tournaments (Conference USA, BIG EAST and The American) and are 8-7 in quarterfinal games all-time ... In addition, the Bulls have played in the conference semifinals eight times and are 5-3 in semifinal match-ups.

■ The Bulls went 15 years (1982-83 - 1996-97), as members of the Sun Belt, Metro Conference, and their first two seasons in Conference USA, before they won their first conference tournament game on Feb. 27, 1998, as a nine seed with a 77-62 win over eighth-seeded Saint Louis in the C-USA first round.

ALL-TIME USF AAC TOURNAMENT RESULTS

USF earned a first-round bye in this years AAC Championship and looks to open the tournament with a victory for the ninth straight year. No. 2-seed USF is 15-7 at the American Athletic Conference Tournament.

2014 AAC Tournament

March 8 vs. Temple W, 72-44
March 9 vs. (3/4) Louisville L, 60-56

2015 AAC Tournament

March 7 vs. Memphis W, 79-51
March 8 vs. Tulane W, 78-69
March 9 vs. (1/1) UConn L, 84-70

2016 AAC Tournament

March 5 vs. SMU W, 73-60
March 6 vs. Temple W, 64-46
March 7 vs. (1/1) UConn L, 77-51

2017 AAC Tournament

March 4 vs. SMU W, 62-55
March 5 vs. Temple W, 63-58
March 6 vs. UConn L, 100-44

2018 AAC Tournament

March 4 vs. ECU W, 80-44
March 5 vs. UCF W, 74-59
March 6 vs. UConn L, 70-54

2019 AAC Tournament

March 8 vs. Tulane W, 61-52
March 9 vs. Houston W, 72-55
March 10 vs. UConn L, 81-45

2020 AAC Tournament

March 7 vs. Tulane W, 64-50
March 8 vs. UConn L, 79-38

2021 AAC Tournament

March 9 vs. Wichita State W, 48-44
March 10 vs. Tulane W, 51-47
March 11 vs. USF W, 64-54

USF AAC TOURNAMENT RECORDS VS. OPPONENTS**East Carolina (1-0)**

March 4, 2018 W, 80-44

Houston (1-0)

March 9, 2019 W, 72-55

Louisville (0-1)

March 9, 2014 L, 60-56

Memphis (1-0)

March 5, 2015 W, 79-51

SMU (2-0)

March 5, 2016 W, 73-60
March 4, 2017 W, 62-55

Temple (3-0)

March 8, 2014 W, 72-44
March 6, 2016 W, 64-46
March 5, 2017 W, 63-58

Tulane (4-0)

March 8, 2015 W, 78-69
March 8, 2019 W, 61-52
March 7, 2020 W, 64-50
March 10, 2021 W, 51-47

UCF (2-0)

March 5, 2018 W, 74-59
March 11, 2021 W, 64-54

UConn (0-6)

March 9, 2015 L, 84-70
March 7, 2016 L, 77-51
March 6, 2017 L, 100-44
March 6, 2018 L, 70-54
March 10, 2019 L, 81-45
March 8, 2020 L, 79-38

Wichita State (0-1)

March 9, 2021 W, 48-44

ALL-TIME USF AMERICAN ATHLETIC CONFERENCE TOURNAMENT INDIVIDUAL & TEAM RECORDS**INDIVIDUAL TOURNAMENT RECORDS****Total Points**

1. Kitija Laksa 2018 (3 GP) 67
Courtney Williams 2016 (3 GP) 67
2. Alisia Jenkins 2015 (3 GP) 55
3. Sydney Harvey 2021 (3 GP) 48
Kitija Laksa 2017 (3 GP) 48
4. Enna Pehadzic 2019 (3 GP) 45

Points Per Game

1. Kitija Laksa 2018 (3 GP) 22.3
Courtney Williams 2016 (3 GP) 22.3
2. Inga Orekhova 2014 (2 GP) 20.5
3. Alisia Jenkins 2015 (3 GP) 18.3
4. Sydney Harvey 2020 (2 GP) 17.5
5. Sydney Harvey 2022 (3 GP) 16.0
Kitija Laksa 2017 (3 GP) 16.0

Total Rebounds

1. Bethy Mununga 2021 (3 GP) 49
2. Alisia Jenkins 2015 (3 GP) 33
3. Maria Jespersen 2017 (3 GP) 26
Alisia Jenkins 2015 (3 GP) 26
5. Tamara Henshaw 2019 (3 GP) 25

Rebounds Per Game

1. Bethy Mununga 2022 (3 GP) 16.3
2. Alisia Jenkins 2015 (3 GP) 11.0
3. Bethy Mununga 2020 (2 GP) 10.5
4. Alisia Jenkins 2014 (2 GP) 9.0
5. Maria Jespersen 2017 (3 GP) 8.7
Alisia Jenkins 2015 (3 GP) 8.7

SINGLE-GAME TOURNAMENT RECORDS**Points**

1. Courtney Williams March 5, 2016 29
2. Sydney Harvey March 7, 2020 28
3. Kitija Laksa March 6, 2018 26
4. Elena Tsineke March 11, 2021 23
Enna Pehadzic March 8, 2019 23
Maria Jespersen March 4, 2018 23
Alisia Jenkins March 7, 2015 23

Rebounds

1. Bethy Mununga March 10, 2021 18
2. Bethy Mununga March 11, 2021 16
3. Bethy Mununga March 9, 2021 15
Tamara Henshaw March 8, 2019 15
Maria Jespersen March 6, 2016 15
Alisia Jenkins March 8, 2015 15

Assists

1. Laia Flores March 4, 2018 9
2. Elisa Pinzan March 8, 2019 8
3. Elisa Pinzan March 10, 2021 6
Laia Flores March 4, 2017 6
Shaletia Stringfield March 8, 2016 6
6. Elisa Pinzan March 9, 2021 5
Shaletia Stringfield March 7, 2016 5
Laura Marcos Canedo March 7, 2015 5

Team Points

1. 80 vs. ECU, March 4, 2018
2. 79 vs. Memphis, March 7, 2015
3. 78 vs. Tulane, March 8, 2015
4. 74 vs. UCF, March 5, 2018
5. 73 vs. SMU, March 5, 2016
6. 72 vs. Temple, March 8, 2014
72 vs. Houston, March 9, 2019
7. 70 vs. UConn, March 9, 2015

Team Rebounds

1. 50 vs. Memphis, March 7, 2015
2. 49 vs. Tulane, March 10, 2021
49 vs. ECU, March 4, 2018
49 vs. Temple, March 8, 2014
5. 47 vs. Wichita State, March 9, 2021
47 vs. Temple, March 6, 2016

Team Assists

1. 20 vs. UCF, March 5, 2018
2. 19 vs. ECU, March 4, 2018
3. 16 vs. Tulane, March 8, 2015
4. 15 vs. UCF, March 11, 2021
5. 12 vs. SMU, March 4, 2017
12 vs. Memphis, March 7, 2015

■ USF has played in five championship games, in as many years (2014-15 - 2018-19), with all the finals appearances coming as a member of The American, and all coming against eventual champion UConn.

■ The Bulls finally faced another opponent in the title game during last year's championship, defeating UCF, 64-54, on March 11, 2021 for the program's first conference tournament title.

THE SERIES AGAINST EAST CAROLINA

■ South Florida and East Carolina come into their meeting with the Bulls leading the all-time series 12-7 ... The Bulls defeated ECU in their regular-season road finale, 68-60, on March 27 in Greenville.

■ The Bulls have won their last 10 straight games, and 11 of the last 12, in the series after going 1-6 in the first seven games.

■ A meeting would mark just the second time that the two schools have met in the AAC Tournament with the Bulls winning 80-44 during the 2018 first round.

USF all-time against East Carolina

Feb. 2, 1985	A	L	76-56
Dec. 17, 1985	H	L	65-43
Feb. 15, 2002	A	W	63-56
Feb. 23, 2003	H	L	71-60
Jan. 11, 2004	A	L	65-55
Feb. 5, 2005	H	L	63-59
Dec. 20, 2009	H	L	63-60
Dec. 28, 2014	H	W	69-62
Feb. 15, 2015	A	L	65-64
Jan. 2, 2016	A	W	61-59
Jan. 17, 2016	H	W	75-54
Jan. 14, 2017	H	W	79-48
Feb. 8, 2017	A	W	76-66
Feb. 7, 2018	H	W	88-47
March 14, 2018	N	W	80-44
Feb. 20, 2019	A	W	63-50
Feb. 25, 2020	H	W	81-52
Jan. 2, 2021	H	W	71-58
Feb. 27, 2022	A	W	68-60

THIS SEASON AGAINST THE PIRATES

■ South Florida got 18 points and a career-high-tying 17 rebounds from Dulcy Fankam Mendjiadeu and 18 points, and nine assists from Elisa Pinzan as the Bulls picked up a big American Athletic Conference road win at East Carolina on Feb. 27, 68-60.

■ In addition to Fankam Mendjiadeu and Pinzan, Elena Tsineke added nine points and Bethy Mununga chipped in with eight points and nine rebounds.

THE SERIES AGAINST MEMPHIS

■ A meeting on Tuesday would mark the 29th meeting between USF and Memphis, with the Tigers holding a 15-13 series lead, dating back to the inaugural meeting in January of 1996 ... The Bulls and Tigers did not meet this season due to health and safety protocols within the South Florida program.

■ The Bulls have won five of their last seven games against Memphis, and 11 of their last 14.

■ In its last game against the Tigers, South Florida defeated Memphis, 65-58, on Dec. 16, 2020 on the road ... Elisa Pinzan led the way for the Bulls with a season high 19 points ... Pinzan paced a total of four players in double digits in the scoring column, including Elena Tsineke with 14 points, Sydny Harvey with 12 points, and Beatriz Jordao with 10 points in the win ... Bethy Mununga grabbed a team high 10 rebounds, including seven offensive boards.

USF all-time against Memphis

1/7/96	A	L	106-60
1/12/97	H	L	88-73
1/18/98	H	L	83-77
2/20/98	A	L	68-64
2/28/98	H	L	78-66
1/15/99	A	L	96-74
2/21/99	H	W	84-75
1/13/00	A	L	89-84
2/4/00	H	L	81-62
1/28/01	H	L	81-71 (ot)
2/25/01	A	L	64-52
2/24/02	H	W	80-61
2/7/03	A	L	76-53
1/25-04	A	L	69-59
1/23/05	H	W	72-58
2/5/14	A	W	71-58
2/25/14	H	W	91-68
12/31/14	H	W	72-39
1/31/15	A	W	57-53
3/7/15	N	W	79-51
1/20/16	A	L	88-87
2/21/16	H	W	97-82
1/17/17	H	W	79-49
2/5/17	A	L	57-62
1/17/18	A	W	81-62
1/23/19	H	L	47-40
2/22/20	A	W	68-47
12/16/20	A	W	65-58

THIS SEASON AGAINST THE TIGERS

■ South Florida and Memphis did not meet this season due to health and safety protocols within the Bulls' program

ALL-TIME USF CONFERENCE TOURNAMENT SEEDS

2022 (AAC)	No. 2	1995 (MC)	No. 4 (1R)
2021 (AAC)	No. 1 (Champion)	1994 (MC)	No. 4 (1R)
2020 (AAC)	No. 4 (SF)	1993 (MC)	No. 7 (1R)
2019 (AAC)	No. 5 (SF)	1992 (MC)	No. 6 (1R)
2018 (AAC)	No. 2 (F)	1991 (SB)	No. 7 (1R)
2017 (AAC)	No. 3 (F)	1990 (SB)	No. 7 (1R)
2016 (AAC)	No. 2 (F)	1989 (SB)	No. 5 (1R)
2015 (AAC)	No. 2 (F)	1988 (SB)	No. 6 (1R)
2014 (AAC)	No. 3 (SF)	1987 (SB)	No. 6 (1R)
2013 (BE)	No. 8 (QF)	1986 (SB)	No. 7 (1R)
2012 (BE)	No. 9 (2R)	1985 (SB)	No. 7 (1R)
2011 (BE)	No. 13 (1R)	1984 (SB)	No. 5 (1R)
2010 (BE)	No. 11 (1R)	1983 (SB)	No. 6 (1R)
2009 (BE)	No. 8 (QF)		
2008 (BE)	No. 11 (QF)	AAC - The American	
2007 (BE)	No. 8 (QF)	BE - BIG EAST	
2006 (BE)	No. 7 (1R)	C-USA - Conference USA	
2005 (C-USA)	No. 5 (QF)	MC - Metro	
2004 (C-USA)	No. 8 (1R)	SB - Sun Belt	
2003 (C-USA)	DNQ		
2002 (C-USA)	DNQ		
2001 (C-USA)	No. 12 (1R)		
2000 (C-USA)	No. 12 (QF)		
1999 (C-USA)	No. 7 (1R)		
1998 (C-USA)	No. 9 (QF)		
1997 (C-USA)	No. 9 (1R)		
1996 (C-USA)	No. 10 (1R)		

USF'S ALL-TIME AAC RECORDS BY SEED

No. 1 Seed	3-0
No. 2 Seed	6-3
No. 3 Seed	3-2
No. 4 Seed	1-3
No. 5 Seed	3-4
No. 6 Seed	0-4
No. 7 Seed	0-7
No. 8 Seed	3-4
No. 9 Seed	2-3
No. 10 Seed	0-1
No. 11 Seed	1-2
No. 12 Seed	1-2
No. 12 Seed	0-1
All-Time Record	23-36



2021 American Athletic Conference Tournament Champions

ALL-TIME USF POSTSEASON CONFERENCE TOURNAMENT RESULTS

SUN BELT CONFERENCE**1983 Norfolk, Va.****First Round, March 9**

South Alabama 88, USF 60

1984 Norfolk, Va.**First Round**

Western Kentucky 83, USF 42

1985 Norfolk, Va.**First Round, February March 7**

Western Kentucky 85, USF 64

1986 Bowling Green, Ky.**First Round, March 3**

Old Dominion 91, USF 56

1987 Norfolk, Va.**First Round, March 5**

Old Dominion 84, USF 34

1988 Tampa, Fla.**First Round, March 8**

Western Kentucky 75, USF 47

1989 Bowling Green, Ky.**First Round, March 5**

VCU 82, USF 73

1990 Norfolk, Va.**First Round, March 8**

Charlotte 81, USF 76

1991 Birmingham, Ala.**First Round, March 7**

Western Kentucky 91, USF 69

METRO CONFERENCE**1992 Louisville, Ky.****First Round, March 11**

Southern Miss 90, USF 66

1993 Biloxi, Miss.**First Round, March 8**

Virginia Tech 74, USF 50

1994 Biloxi, Miss.**First Round, March 8**

Tulane 76, USF 70

1995 Louisville, Ky.**First Round, March 8**

Tulane 67, USF 62

CONFERENCE USA**1996 Birmingham, Ala.****First Round, February 28**

No. 7 Marquette 80, No. 10 USF 59

1997 Chicago, Ill.**First Round, February 28**

No. 8 UAB 65, No. 9 USF 40

1998 Louisville, Ky.**First Round, February 27**

No. 9 USF 77, No. 8 Saint Louis 62

Quarterfinals, February 28

No. 1 Memphis 78, No. 9 USF 66

1999 New Orleans, La.**First Round, February 26**

No. 10 Southern Miss 89, No. 7 USF 76

2000 Louisville, Ky.**First Round, March 3**

No. 12 USF 82, No. 5 DePaul 69

Quarterfinals, March 4

No. 4 Southern Miss 60, No. 12 USF 59

2001 Milwaukee, Wis.**First Round, March 2**

No. 5 Cincinnati 60, No. 12 USF 41

2004 Fort Worth, Texas**First Round, March 4**

No. 9 Cincinnati 71, No. 8 USF 68

2005 Charlotte, N.C.**First Round, March 3**

No. 5 USF 68, No. 12 Southern Miss 47

Quarterfinals, March 4

No. 4 TCU 65, No. 5 USF 57

BIG EAST CONFERENCE**2006 Hartford, Conn.****First Round, March 4**

No. 10 Notre Dame 73, No. 7 USF 66

2007 Hartford, Conn.**First Round, March 3**

No. 8 USF 79, No. 9 Seton Hall 64

Quarterfinals, March 4

No. 1 Connecticut 74, No. 8 USF 54

2008 Hartford, Conn.**First Round, March 8**

No. 11 USF 68, No. 6 Syracuse 67 (ot)

Quarterfinals, March 9

No. 3 West Virginia 64, No. 11 USF 42

2009 Hartford, Conn.**Second Round, March 7**

No. 8 USF 68, No. 16 Cincinnati 58

Quarterfinals, March 8

No. 1 Connecticut 79, No. 8 USF 42

2010 Hartford, Conn.**First Round, March 5**

No. 14 Cincinnati 63, No. 11 USF 51

2011 Hartford, Conn.**First Round, March 4**

No. 12 Pittsburgh 63, No. 13 USF 60

2012 Hartford, Conn.**First Round, March 2**

No. 9 USF 60, No. 16 Pittsburgh 59

Second Round, March 3

No. 8 DePaul 76, No. 9 USF 62

2013 Hartford, Conn.**Second Round, March 9**

No. 8 USF 42, No. 9 Rutgers 39

Quarterfinals, March 10

No. 1 Notre Dame 75, No. 8 USF 66

AMERICAN ATHLETIC CONFERENCE**2014 Uncasville, Conn.****Quarterfinals, March 8**

No. 3 USF 72, No. 6 Temple 44

Semifinals, March 9

No. 2 Louisville 60, No. 3 USF 56

2015 Uncasville, Conn.**Quarterfinals, March 7**

No. 2 USF 79, No. 7 Memphis 51

Semifinals, March 8

No. 2 USF 78, No. 6 Tulane 69

Championship, March 9

No. 1 UConn 84, No. 2 USF 70

2016 Uncasville, Conn.**Quarterfinals, March 5**

No. 2 USF 73, No. 7 SMU 60

Semifinals, March 6

No. 2 USF 64, No. 3 Temple 46

Championship, March 7

No. 1 UConn 77, No. 2 USF 51

2017 Uncasville, Conn.**Quarterfinals, March 4**

No. 3 USF 62, No. 6 SMU 55

Semifinals, March 5

No. 3 USF 63, No. 2 Temple 58

Championship, March 6

No. 1 UConn 100, No. 3 USF 44

2018 Uncasville, Conn.**Quarterfinal, March 4**

No. 2 USF 80, No. 7 ECU 44

Semifinal, March 5

No. 2 USF 74, No. 3 UCF 74

Championship, March 6

No. 1 UConn 70, No. 2 USF 54

2019 Uncasville, Conn.**First Round, March 8**

No. 5 USF 61, No. 12 Tulane 52

Semifinals, March 9

No. 5 USF 72, No. 4 Houston 55

Championship, March 10

No. 1 UConn 81, No. 5 USF 45

2020 Uncasville, Conn.**Quarterfinal, March 7**

No. 4 USF 64, No. 5 Tulane 50

Semifinal, March 8

No. 1 UConn 79, No. 4 USF 38

2021 Fort Worth, Texas**Quarterfinal, March 9**

No. 1 USF 48, No. 9 Wichita State 44

Semifinal, March 10

No. 1 USF 51, No. 4 Tulane 47

Championship, March 11

No. 1 USF 64, No. 2 UCF 54


AAC RETURNS TO DICKIES ARENA FOR 2022 WOMEN'S HOOPS TOURNAMENT



The American Athletic Conference returns to Dickies Arena in Fort Worth, Texas, for the second straight year, for the 2022 American Women's Basketball Championships. Conference Commissioner Mike Aresco announced on June 23, 2020 that the 2021 and 2022 American Women's Basketball Championships would be held at the arena. The 2022 women's tournament will be held March 7-10 in conjunction with the men's championship, which is set to take place March 10-13 at.

The 2020 American men's basketball tournament was scheduled for March at Dickies Arena before its cancellation because of COVID-19. An agreement was announced in August 2017 for the championship to be held at Dickies Arena in 2020-22.

"I am pleased that both our men's and women's basketball tournaments will be held at this spectacular facility in 2021 and 2022," Aresco said, upon the agreement. "The city of Fort Worth, the Fort Worth Sports Commission and Dickies Arena have proven to be great partners since we first announced the three-year agreement for our men's tournament in 2017. Matt Homan and his Dickies Arena staff diligently prepared to host this past year's men's tournament and adapted accordingly in the midst of a quickly evolving, unprecedented situation. The efforts of Matt and his team helped us make timely decisions to protect the safety and wellbeing of everyone on site. We all were disappointed that our student-athletes, coaches and fans did not have the opportunity to experience the arena firsthand in a game environment in March. I know that our men's and women's teams will enjoy all of the great amenities that Dickies Arena has to offer during their respective tournaments."



"Fort Worth is a vibrant, sports-minded community that is going to embrace having both of our tournaments in its city."

The 14,000-seat arena, which opened in the Fall of 2019, features two premium club spaces, 40 suites, 32 loge boxes and a warmup arena that can stage a full practice court.

"Dickies Arena is looking forward to hosting the American Athletic Conference Women's Basketball Championship in 2021 and 2022," Trail Management Corp.'s Matt Homan, president and general manager of Dickies Arena, said, when the agreement was signed. "We can't wait to create an exciting atmosphere for the student-athletes during the men's and women's championships and to showcase Fort Worth to all college basketball fans."

"We are excited to welcome the American Women's Basketball Championship to Fort Worth and we look forward to the opportunity to provide a world-class championship experience for the players, coaches and fans," Director of the Fort Worth Sports Commission Jason Sands said.

The 2022 women's tournament will feature each of the league's 11 teams in a single-elimination tournament. Three first-round games will take place on Monday, March 7, followed by four quarterfinal matchups on Tuesday, March 8. The semifinal contests will be played on Wednesday, March 9, with the championship game slated for Thursday, March 10. The American Men's Basketball Championship will begin on March 10 with three first-round matchups that will precede the women's title game.

USF QUICK FACTS

THE UNIVERSITY

City/Zip Code	Tampa, Fla. 33620
Founded	1956
Enrollment	50,577
Nickname	Bulls
Arena	Yuengling Center
Capacity	10,411
Affiliation	NCAA Division I
Conference	The American Athletic Conference
President	Dr. Steven C. Currall
Vice President of Athletics	Michael Kelly
Sr. Assoc. Director of Athletics/SWA	Marquita Armstead

BASKETBALL HISTORY

First Year	1972-73
All-Time Record	709-696 (50th year)
All-Time AAC Record	107-40 (Sixth season)
All-Time BIG EAST Record	151-112 (Eight seasons)
All-Time Conference USA Record	113-168 (10 seasons)
All-Time Metro Conference Record	34-64 (Four seasons)
All-Time Sun Belt Conference Record	71-118 (Seven seasons)
All-Time Post-Season	17-14 (NCAA & WNIT)
AAC Tournament Record	15-7
NCAA Tournament Record	4-7
Years in NCAA Tourn./Last	7/2021
Last NCAA opponent	March 23, 2021 vs. 1 seed NC State (San Antonio, Texas)
Result	Lost, 79-67
WNIT Record	14-8
Years in the WNIT Tourn./Last	9/2019
Last WNIT opponent	March 24, 2019 at James Madison
Result	Lost, 71-54

COACHING STAFF

Head Coach	Jose Fernandez
Alma Mater, Year	Florida International '94
Record at USF (Years)	414-283 (22nd season)
Career Record (Years)	Same
Career Conference Record (Years)	187-160 (22nd season)
Associate Head Coach	Michele Woods-Baxter, St. John Fisher '87
Assistant Head Coach	Danny Hughes, TCU '89
Assistant Coach/Rec. Coord.	Yolisha Jackson, Jacksonville '05
Dir. of Basketball Operations	Mercedes Jorge, Embry-Riddle '17
Coord. of Basketball Oper.	Brandon Jaijairam, USF '20
Video Coordinator	Anthony Brammer, Old Dominion '08
Strength & Conditioning Coach	Irele Oderinde, WKU, '03
Certified Athletic Trainer	Erin Barbour, Tulsa '18
Academic Coordinator	Terrell Elliston, VCU '10
Administrative Assistant	Barbara Riffe

ATHLETIC MEDIA RELATIONS

Associate Dir. of Communications/WBB Contact	Michael Hogan
Office Phone	(813) 974-5755
Cell Phone	(813) 469-0616
E-mail	mhogan@usf.edu

2021-22 USF BULLS



► Standing (L-R): Aerial Wilson, Bethy Mununga, Odeth Betancourt, Dulcy Fankam Mendjiadeu, Shae Leverett, Cristina Bermejo, Patience Williams, Sara Guerreiro. Sitting (L-R): Bella Weary, Maria Alvarez, Elisa Pinzan, Sydni Harvey, Elena Tsineke, Elena Tsineke, Mihaela Lazic.

No.	Name	P	Ht.	Yr.	Hometown/High School/Previous School
0	Odeth Betancourt	F	6-2	So.	San Cristobal, Venezuela/Panola College (Texas)
1	Maria Alvarez	G	5-7	So.	Bal Harbour, Fla./Miami Country Day School
2	Mihaela Lazic	PG	5-6	R-Fr.	Slavonski Brod, Croatia/Klasicna Gimnazija
3	Sydni Harvey	G	5-10	Jr.	Nashville, Tenn./Brentwood Academy
4	Elisa Pinzan	PG	5-8	Jr.	Murano, Italy/Istituto Tecnico Algarotti Venezia
5	Elena Tsineke	G	5-8	So.	Thessaloniki, Greece/Hellenic College of Thessaloniki
11	Patience Williams	F/C	6-1	Fr.	Minneapolis, Minn./Benilde St. Margaret/Florida SouthWestern St.
12	Cristina Bermejo	W	6-1	So.	Sant Just Desvern, Spain/Ins Sant Just Desvern
13	Sara Guerreiro	G	5-8	Fr.	Seixal, Portugal/Escola Básica e Secundária Amélia Rey Colasso
20	Bethy Mununga	F	6-0	Sr.	Zellik, Belgium/Institut Sainte-Marie Jambes/NE Oklahoma A&M College
21	Shae Leverett	C	6-2	P-Bacc.	Rincon, Ga./South Effingham H.S.
22	Aerial Wilson	PG	5-10	So.	Dundas, Ontario, Canada/Memphis/The RISE Centre
24	Bella Weary	G	5-6	Fr.	Jacksonville, Fla./DME Academy
32	Dulcy Fankam Mendjiadeu	F	6-4	R-Sr.	Nkongsamba, Cameroon/Memphis/Walters State CC

USF BASKETBALL STAFF

Head Coach: Jose Fernandez (Florida International, '94) – 22nd Season at USF/22nd overall as head coach
 Associate Head Coach: Michele Woods-Baxter (St. John Fisher, '87) – 14th season at USF
 Assistant Head Coach: Danny Hughes (TCU, '90) – Fourth season at USF
 Assistant Coach/Recruiting Coordinator: Yolisha Jackson (Jacksonville, '05) – Second season at USF
 Director of Operations: Mercedes Jorge (Embry-Riddle, '17) – Second season at USF
 Coordinator of Basketball Operations: Brandon Jaijairam (USF '20) – First season at USF
 Video Coordinator: Anthony Brammer (Old Dominion, '08) – Third season at USF
 Strength and Conditioning: Irele Oderinde (WKU, '03) – Second season at USF
 Certified Athletic Trainer: Erin Barbour (Tulsa '18) – First season at USF
 Academic Advisor: Terrell Elliston (VCU '10) – First season at USF

PRO-NUN-SEE-A-SHUN GUIDE

Players

Cristina Bermejo	Chris-Tina Bur-MAY-Hoe
Odeth Betancourt	Oh-death Bet-AN-Court
Dulcy Fankam Mendjiadeu	Dull-see Fan-come
	Men-gee-ahh-due
Sara Guerreiro	Guh-RYE-row
Sydni Harvey	Sid-NEE
Mihaela Lazic	Me-HIGH-La Lah-ZICH
Shae Leverett	LEV-Rett
Bethy Mununga	Betty MOO-Nun-Guh
Elisa Pinzan	Uh-LEEZA PIN-Zahn

Elena Tsineke	Uh-LAY-Nuh CHIN-ECK-eh
Aerial Wilson	Air-E-Uhl

Staff

Assistant Coach Yolisha Jackson	YO-Lee-Shuh
Strength Coach Irele Oderinde	EAR-Lay
	Oder-IN-Day

USF BROADCAST NOTES



0

ODEETH BETANCOURT

(OH-DEATH)



	GP/S	PPG	RPG	APG	SPG	BPG	FG%	FT%
21-22	6/0	0.7	0.7	0.0	0.2	0.0	50.0	00.0
Career	6/0	0.7	0.7	0.0	0.2	0.0	50.0	00.0



1

MARIA ALVAREZ



	GP/S	PPG	RPG	APG	SPG	BPG	FG%	FT%
21-22	27/2	5.6	1.8	1.4	0.3	0.1	31.1	69.0
Career	63/11	6.9	2.1	1.7	0.5	0.0	34.2	65.3



2

MIHAELA LAZIC

(ME-HIGH-LA)
(LAH-ZICH)

	GP/S	PPG	RPG	APG	SPG	BPG	FG%	FT%
21-22	13/0	1.1	0.5	0.7	0.0	0.0	38.5	37.5
Career	31/2	1.5	0.6	0.9	0.1	0.0	36.7	42.9



3

SYDNI HARVEY

(SID-NEE)



	GP/S	PPG	RPG	APG	SPG	BPG	FG%	FT%
21-22	28/25	7.3	2.0	1.6	0.9	0.2	28.0	70.0
Career	105/88	10.6	2.3	1.9	0.8	0.1	32.3	79.1



4

ELISA PINZAN

(UH-LEEZA)
(PIN-ZAHN)

	GP/S	PPG	RPG	APG	SPG	BPG	FG%	FT%
20-21	28/28	8.5	3.1	5.5	1.1	0.0	36.9	77.6
Career	109/90	7.9	2.7	4.8	1.2	0.0	33.0	80.7



5

ELENA TSINEKE

(UH-LAY-NUH)
(CHIN-ECK-EH)

	GP/S	PPG	RPG	APG	SPG	BPG	FG%	FT%
21-22	28/27	13.9	3.2	2.3	0.8	0.2	39.0	82.3
Career	76/66	13.3	2.5	1.9	0.6	0.2	38.4	85.7



11

PATIENCE WILLIAMS



	GP/S	PPG	RPG	APG	SPG	BPG	FG%	FT%
21-22	14/1	0.9	0.9	0.1	0.4	0.3	46.2	00.0
Career	14/1	0.9	0.9	0.1	0.4	0.3	46.2	00.0




12

CRISTINA BERMEJO

(BUR-MAY-HOE)



	GP/S	PPG	RPG	APG	SPG	BPG	FG%	FT%
21-22	26/0	0.8	1.1	0.4	0.2	0.2	22.9	66.7
Career	69/2	1.4	1.6	0.5	0.3	0.2	28.4	73.3




13

SARA GUERREIRO

(GUH-RYE-row)



	GP/S	PPG	RPG	APG	SPG	BPG	FG%	FT%
21-22	25/3	1.2	0.8	0.4	0.2	0.0	30.2	100.0
Career	34/3	1.2	0.9	0.3	0.2	0.0	30.0	60.0




20

BETHY MUNUNGA

(BETTY)
(MOO-NUN-GUH)

	GP/S	PPG	RPG	APG	SPG	BPG	FG%	FT%
21-22	29/28	11.0	11.3	1.9	1.4	1.0	45.3	76.6
Career	81/78	10.0	11.3	1.5	1.3	1.0	46.6	72.9




21

SHAE LEVERETT



	GP/S	PPG	RPG	APG	SPG	BPG	FG%	FT%
21-22	29/9	1.5	3.4	0.2	0.6	0.5	48.5	40.0
Career	145/67	4.3	5.4	0.4	0.6	0.8	58.5	53.4




22

AERIAL WILSON

(AIR-E-UHL)



	GP/S	PPG	RPG	APG	SPG	BPG	FG%	FT%
21-22	21/2	0.9	0.5	0.6	0.3	0.0	33.3	00.0
Career	71/51	3.1	1.9	2.8	0.8	0.1	30.0	64.6




24

BELLA WEARY



	GP/S	PPG	RPG	APG	SPG	BPG	FG%	FT%
21-22	8/0	0.4	0.4	0.1	0.0	0.0	20.0	00.0
Career	8/0	0.4	0.4	0.1	0.0	0.0	20.0	00.0



32

DULCY FANKAM MENDJIADEU

(DULL-See)
(FAN-COME)
(MEN-GEE-AHH-DUE)

	GP/S	PPG	RPG	APG	SPG	BPG	FG%	FT%
21-22	29/20	11.2	7.6	0.4	0.9	0.8	47.6	66.7
Career	79/69	12.3	8.7	0.6	1.1	1.0	48.0	65.2

F | 6-2 | SO. | SAN CRISTOBAL, VENEZUELA

- Scored in her first collegiate GP with 2 pts. vs. Syracuse (11/20) ... Named a NJCAA HM All-American at Panola College (Texas).
- Averaged 11.0 ppg., 12.4 rpg., 2.2 bpg. during '20-21 ... Rebounding average was 1st in Region XIV, 8th in NJCAA.
- Finished '20-21 tops in the region, 14th nationally in blocks ... Represented Venezuela 14 times internationally.

G | 5-7 | SO. | MIAMI, FLA.

- Named the 2021 AAC Co-Sixth POY ... 14 pts. vs. West Virginia (12/20), Houston (3/2) ... 10-plus pts. in 5 of last 16 GP.
- Career high 23 pts. vs. Houston (1/9/21) ... 18 pts. vs. No. 4 Baylor (12/1/21) ... 6 state titles at Miami Country Day.
- Born in Colombia ... Set a FIBA record with 10 3pt. FGM for Colombia vs. Belarus in 2019 FIBA U17 World Cup.

PG | 5-6 | R-FR. | SLAVONSKI BROD, CROATIA

- 1st career start vs. Tulsa (2/13/21) netted a career-high 10 pts. ... Had 7 pts., 4 asts. 1 rbd. vs. Stetson (12/15).
- Only 1 GP in '19-20 due to a back injury ... Played in the '17, '18 FIBA European Championships for Croatia.
- Avg. 7.9 ppg., 3.2 rpg., 1.8 apg. in 7 games with Croatia in the 2018 European Championships.

G | 5-10 | JR. | NASHVILLE, TENN.

- 22 pts. vs. No. 9 Oregon (11/22) ... 15 pts. including GW 3-pt. FG with 2.8 seconds left vs. No. 7 Stanford (11/26).
- AAC Tourney MOP ... '20-21 All-AAC 3rd Team ... Career-high 28 pts. vs. Tulane (3/7/20), 25 pts. vs. Tulane (1/19/20), Temple (2/9/20).
- Played in the USA Basketball 3x3 National Championships in Aug. 2019, in Las Vegas, with the UConn squad.

PG | 5-8 | JR. | MURANO, ITALY

- 1st in AAC, 23rd D-I in asts. (154), 2nd in AAC, 1st in D-I in apg. ... 11 pts., 55.6 FG% vs. No. 16 Tennessee (11/15) ... 11 pts., 6 asts. vs. No. 7 Stanford (11/26).
- 500th ast. vs. Temple (2/9) ... Is 2nd all-time at USF in asts. (527) ... Career high 14 asts. vs. Houston (1/9/21) ... 15 pts. vs. UConn (2/16/20).
- 14 pts. at Baylor (11/19/19) ... AAC MIP, All-AAC 2nd Team in '20-21; Preseason All-AAC 2nd Team prior to the '20-21.

G | 5-8 | SO. | THESSALONIKI, GREECE

- Double figures in 55-of-76 GP, 34 of last 40 ... 14.2 ppg (253) in last 19 GP ... 30 pts. vs. Tulsa (1/17), 17 pts., 7 rbs., 4 asts. vs. No. 2 UConn (11/21).
- Battle 4 Atlantis All-Tourney Team ... 22 pts. vs. Jacksonville (12/29) ... 13 pts., 3 rbs. vs. No. 16 Tennessee (11/15) ... Career-high 31 pts. vs. Wichita St. (1/6/21).
- 1st Team All-AAC in '21-22, AMD Preseason Watch List in '21-22 ... AAC All-Tourney Team, All-AAC 1st Team in '20-21.

F/C | 6-1 | FR. | MINNEAPOLIS, MINN.

- Was a 3rd Team NJCAA All-American, Region VIII Southern Conference POY after 1 year at Florida SouthWest State.
- A finalist for National Freshman of the Year, after avg. 13.1 ppg., 8.9 rpg., while shooting 56.0 FG%.
- Had 5 double-doubles, including 31 pts., 18 rbs. vs. Indian River State and a career-high 32 pts., 18 rbs. vs. Palm Beach State.

W | 6-1 | FR. | SANT JUST DESVERN, SPAIN

- Tied career-high with 10 pts. vs. Stetson (12/13/20) ... 10 pts., 5 rbs. vs. Idaho (12/15/19), 9 pts. vs. SMU (2/29/19) ... Career-high 9 rbs. vs. Tulsa (1/19).
- 1st career GS at Memphis (2/22/19) had a career-high tying 5 rbs., 5 ast. ... Mother and father played pro in Spain.
- Her sister Neus, currently an international model, played for the Spanish Senior National Team and pro in Spain.

G | 5-8 | FR. | SEIXAL, PORTUGAL

- Hit her 1st career 3-pt. FG at VCU (12/12) ... 4 pts. vs. Alabama State (11/11); 6 pts. in collegiate debut vs. Jacksonville (11/28/20).
- Played for Quinta dos Lombos, in Lisbon ... Split time with Portugal's U20 national team in 2019, Avg. 8.0 ppg., 1.7 rpg. and 1.5 apg.
- Was named First Team of the National Final Four in Portugal in 2019, equivalent of the Final Four in America.

F | 6-0 | SR. | ZELLIK, BELGIUM

- 1st in AAC, 16th D-I in rpg.; 1st in AAC, 9th D-I in TR (328) ... 32 double-doubles in 81 GP; 52 GP with 10+ rbs. ... Career-high 23 rbs. vs. No. 7 Stanford (11/26).
- Career-high 26 pts., 12 rbs. at Tulane (1/12) ... 23 pts., 21 rbs. vs. ECU (1/29/21) ... AAC Tour. rec. 49 rbs. in '21 ... 917 career rbs., 311 OR in 81 GP.
- 2nd Team All-AAC in '21-22 ... AAC All-Tourn. Team, All-AAC 1st Team in '20-21 ... Born in the Dem. Rep. of the Congo, raised in Belgium.

C | 6-2 | POST-BACC. | RINCON, GEORGIA

- 11 rbs., 3 BS vs. UCF (2/13) ... 6 pts., 8 rbs., 2 blk., 2 stls. vs. No. 4 Mississippi St. (12/5/20) ... Career-high 20 pts., 18 rbs. at Wichita St. (2/23/19).
- 3rd on the team in rpg. in '19-20 ... Season-high 14 rbs. vs. Houston (1/29/19), 13 rbs., 12 pts. vs. Saint Francis (Pa.) (11/24/19).
- 8 rbs. at Baylor (11/19/19) ... Grabbed 750th career rbd. vs. Temple (2/9), 777 career rbs., 358 OR, 700th vs. UConn (11/21).

PG | 5-10 | SO. | DUNDAS, ONTARIO, CANADA

- Transferred from AAC foe Memphis with teammate Dulcy Fankam Mendjiadeu after 2 years with the Tigers.
- Played in 50 games with 49 starts at Memphis ... Avg. 4.0 ppg., 3.7 apg., and 1.0 spg. at Memphis.
- Started all 19 games in '20-21 ... Was 2nd in the AAC in apg., behind current teammate Elisa Pinzan, and 9th in D-I.

G | 5-6 | FR. | JACKSONVILLE, FLA.

- Had a standout scholastic career at Bartram Trail HS, reaching 1,000 pts. (1,038) by the end of her soph. year.
- Finished high school at DME Academy, avg. 17.0 ppg., 4.0 apg., 3.0 rpg., and 3.0 spg.
- Her father, Fred, was an All-America football player at Florida, winning the 1996 National Championship ... 5 years in the NFL.

C | 6-4 | R-SR. | NKONGSAMBA, CAMEROON

- Transfer from Memphis ... 32 career double-doubles in 79 GP ... 13.1 ppg (262) in GS ... Career-high tying 23 pts. at Tulane (1/12).
- 17 pts, 7 rbs., 3 blk. vs. No. 9 Oregon (11/22) ... 2nd Team All-AAC in '21-22 ... 2nd Team All-AAC in '20-21 ... Career-high 23 pts. vs. Liberty (12/6/20).
- 7th in '20-21 in the AAC in ppg. (14.1), 2nd in rpg. (10.6) ... Only player in the AAC to average a double-double (10) in '20-21.

HEAD COACH JOSE FERNANDEZ | 414-283 CAREER RECORD (22ND SEASON) | 2018 & 2021 AAC COACH OF THE YEAR



Named the 2018 and 2021 American Athletic Conference Coach of the Year, head coach Jose Fernandez has been laying the groundwork brick by brick for 21 seasons for the Bulls to grow into a perennial Top 25 program. Under his guidance, USF has trans-

formed from a program with only five winning seasons to a staple in the NCAA Tournament.

A coach known for his recruiting connections and incredible work ethic; Fernandez has created a culture of excellence at USF.

Fernandez has watched his team reach new milestones, including six 20-win seasons in the last nine years, dating back to the 2012-13 season. The Bulls have reached the NCAA Tournament seven times, including six trips in their last nine seasons, and postseason play in 16 of the last 18 seasons. Fernandez led the Bulls to the NCAA Tournament for the fourth time in as many years in 2018 as the senior class became the first in program history to reach four NCAA Tournaments. The Bulls also reached their ninth Women's National Invitation Tournament (WNIT) in 2019, despite numerous season-ending injuries to key players, and advanced to the second round of the event.

Officially named head coach on Nov. 14, 2000 – just seven months after arriving at USF as an assistant coach – Fernandez has led the Bulls in an amazing turnaround under his tenure. In addition to the program's seven trips to the NCAA Tournament, Fernandez has also guided USF to nine WNIT appearances, which includes the 2009 WNIT title and a semifinal appearance in 2014. The Bulls have also advanced to the American Athletic Conference (AAC) Tournament championship game in five of the past seven seasons and have made at least the semifinal round during every season in the AAC.

During the 2020-21 campaign, the Green and Gold made program history winning its first American Athletic Conference regular-season championship and followed that up with The American Tournament title in Fort Worth, Texas. During their tournament run, the Bulls defeated Wichita State, 48-44, Tulane, 51-47, and rival UCF, 64-54, the same Knights team that USF beat, 65-52, to win the regular-season crown on March 2 in the Yuengling Center.

Fernandez also knows how to get the most out of his talent with Maria Jespersen earning Associated Press All-America honorable mention honors in 2018. USF has had two players earn AP All-America honorable mention honors, Jespersen and Courtney Williams, in 2016, and Fernandez has coached them both.

Playing for Fernandez could also lead to the pros, as was the case for five players in program history to be drafted by WNBA teams. Kitija Laksa became the third player in program history to be selected in the first round in 2020, going 11th overall to the Seattle Storm. Other Bulls select-

ed in the WNBA Draft, under Fernandez, include Courtney Williams, who went eighth overall to the Phoenix Mercury in 2016, Inga Orekhova, who was chosen 18th overall by the Atlanta Dream in 2014; Andrea Smith, who was chosen 35th by the Connecticut Sun in 2013 and Jessica Dickson, who was chosen 21st in the 2007 WNBA Draft by the Sacramento Monarchs.

USF made its first-ever NCAA Tournament during the 2005-06 season. Fernandez also led USF to its first-ever NCAA Tournament victory with a 71-70 win over Texas Tech in 2013. The Bulls, and Fernandez, made history again in 2015, when they hosted USF's first-ever NCAA Tournament basketball game at the Yuengling Center. The Bulls defeated LSU in the first round, in front of a hometown crowd of over 5,000 fans. In his third NCAA Tournament in four years, Fernandez took the Bulls back to the second round, defeating No. 22 Colorado State 48-45 in Los Angeles, Calif. USF returned to the tournament in 2017, but the Bulls lost at the buzzer to Missouri.

The Miami native has had 16 seasons with a .500 record or better leading USF. In the 22 years prior to his arrival, the Bulls recorded just three winning seasons, all 14-13 slates. Fernandez has guided USF to nine seasons with 20-plus wins, including a 26-8 record during the 2017-18 campaign that marked the fourth straight season with 24 or more wins. He posted his 300th career win at USF during the 2016-17 season and has compiled a record of 392-276 in 21 seasons leading the Bulls' program, including 13 or more wins in The American in five of the eight seasons in the conference. The Bulls have posted 13 wins over Top 25 ranked teams, including an 67-63 overtime win over No. 6 Mississippi State in the Yuengling Center in 2020. The Bulldogs were the highest ranked team that USF has ever defeated.

Fernandez believes to be the best; you have to play the best. Since arriving at USF, Fernandez and his staff have worked to schedule the toughest teams in women's basketball. The Bulls have sought after perennial powers like Baylor, Mississippi State, DePaul, Florida, Florida State, Georgia, Louisville, Notre Dame, LSU, Miami, Michigan State, Nebraska, Ohio State, Oklahoma, UNLV, Texas and Wake Forest, to name a few. USF has boasted some of the toughest strength of schedules in the country.

Fernandez got his start in coaching while working on his associate degree at Miami-Dade CC Kendall – where he earned his degree in 1991. Fernandez served as a student assistant coach for the men's basketball team and was immediately thrown into the fray with on-floor coaching, scouting, and most importantly, overseeing recruiting correspondence and getting his name out in front of coaches around the state.

It was at Miami-Dade that Fernandez met Cesar Odio, who not only saw his tremendous potential and hired him as a student assistant, but then promoted him to a full-time assistant coach upon his graduation in 1991. He would stay at Miami-Dade for one season (1991-92) before becoming the assistant boys' basketball coach at Miami's Sunset High School (1992-94).

Following his two seasons at Sunset, Fernandez and Odio would renew acquaintances when Odio was tabbed head men's basketball coach at Barry University in Miami Shores, Fla. (1994-96). Fernandez came along as Odio's top assistant and immediately established himself as a coach who had a sharp eye for talent and potential. During his two-year stay at Barry, Fernandez helped the Buccaneers to consecutive winning seasons, after the program only had two in the first 10 years, and a combined 34-21 record.

Fernandez entered the world of girls' basketball in 1996, when he secured his first head coaching job at Miami's Lourdes Academy. During his three seasons at Lourdes, Fernandez led the Bobcats to a stellar 83-16 (.838) record and a trip to the state 5A championship game in 1998 where they finished as the runner-up. In addition to his coaching responsibilities at Lourdes, Fernandez established valuable roots among Florida and high school coaches from around the nation as director and founder of the successful Miami Suns AAU program.

THE FERNANDEZ FILE

Born	Nov. 18, 1971
Hometown	Miami, Fla.
College	FIU, 1994
	B.S. in Physical Ed.
Wife	Tonya
Children	Sydney, Alex, Taylor Brianna and Brooke

AAC REGULAR SEASON CHAMPIONS (1)
2021AAC TOURNAMENT CHAMPIONS (1)
2021NCAA APPEARANCES (7)
2006, 2013, 2015, 2016, 2017, 2018, 2021WNIT APPEARANCES (9)
2004, 2005, 2007, 2008, 2009, 2010, 2012, 2014, 2019WNIT FINAL FOUR (2)
2009, 2014WNIT CHAMPIONSHIP (1)
2009

COACHING CAREER

1989-91	Miami-Dade CC Kendall, Student Asst.
1991-92	Miami-Dade CC Kendall, Asst. Coach
1992-94	Sunset High School, Asst. Boy's Coach
1994-96	Barry University, Asst. Men's Coach
1996-99	Lourdes Academy (Miami), Head Coach
1996-99	Miami Suns AAU, Head Coach
1999-2000	Barry University, Asst. Coach
2000-present	USF, Head Coach

Fernandez broke into collegiate women's basketball when he returned to Barry for his second of two tours of duty at the school. In his second stint, he served one year (1999-00) as the top assistant coach for the Buccaneers. Although it was just one season, Fernandez helped Barry record the second-most wins in the program's history as the Buccaneers posted a 22-8 record and the program's second-best slate ever in the Sunshine State Conference at 10-4. The

team's 22 wins that season is still just one of three 20-wins campaigns for Barry since the women's basketball team started competing during the 1988-89 season.

After graduating from Miami-Dade Kendall, Fernandez earned his bachelor's degree in physical education in 1994 from Florida International University. Along with his coaching duties at the beginning of his professional career,

Fernandez also taught physical education at Miami's Coral Reef Senior High School, Southwest Senior High School and Hialeah Middle School.

Fernandez and his wife, Tonya, live in Tampa with their daughters, Sydnie, Alex, Taylor, Brianna and Brooke.

JOSE FERNANDEZ YEAR-BY-YEAR

Year	School	Overall	Conf.	Postseason
2000-01	USF	4-24	1-15	-
2001-02	USF	14-13	4-10	-
2002-03	USF	7-20	2-12	-
2003-04	USF	14-15	7-7	WNIT First Round
2004-05	USF	21-11	9-5	WNIT Second Round
2005-06	USF	19-12	9-7	NCAA First Round
2006-07	USF	21-12	9-7	WNIT Second Round
2007-08	USF	16-16	5-11	WNIT First Round
2008-09	USF	27-10	8-8	WNIT Champions
2009-10	USF	15-16	6-10	WNIT First Round
2010-11	USF	12-19	3-13	-
2011-12	USF	19-16	8-8	WNIT Third Round
2012-13	USF	22-11	9-7	NCAA Second Round
2013-14	USF	23-13	13-5	WNIT Semifinals
2014-15	USF	27-8	15-3	NCAA Second Round
2015-16	USF	24-10	14-4	NCAA Second Round
2016-17	USF	24-9	11-5	NCAA First Round
2017-18	USF	26-8	13-3	NCAA First Round
2018-19	USF	19-16	7-9	WNIT Second Round
2019-20	USF	19-12	10-6	No postseason due to COVID
2020-21	USF	19-4	13-2	NCAA Second Round
2021-22	USF	22-7	12-3	-
Totals	22nd Season	414-283	187-160	



JOSE FERNANDEZ HEAD COACHING BREAKDOWN

Year	Overall	Home	Road	Neutral	Conf.	Postseason
2000-01	4-24	4-13	0-11	0-0	1-15	-
2001-02	14-13	9-6	5-7	0-0	4-10	-
2002-03	7-20	7-8	0-12	0-0	2-12	-
2003-04	14-15	9-6	5-8	0-1	7-7	0-2 (C-USA, WNIT)
2004-05	21-11	13-2	7-8	1-1	9-5	2-2 (C-USA, WNIT)
2005-06	19-12	12-3	5-7	2-2	9-7	0-2 (BIG EAST, NCAA)
2006-07	21-12	15-3	4-8	2-1	9-7	2-2 (BIG EAST, WNIT)
2007-08	16-16	11-7	3-8	2-1	5-11	1-2 (BIG EAST, WNIT)
2008-09	27-10	16-6	9-3	2-1	8-8	6-1 (BIG EAST, WNIT)
2009-10	15-16	9-8	5-7	1-1	6-10	0-2 (BIG EAST, WNIT)
2010-11	12-19	8-7	2-10	2-2	3-13	-
2011-12	19-16	11-3	4-7	4-6	8-8	3-2 (BIG EAST, WNIT)
2012-13	22-11	11-5	9-3	2-3	9-7	2-2 (BIG EAST, NCAA)
2013-14	23-13	13-8	9-5	1-0	13-5	5-2 (AAC, WNIT)
2014-15	27-8	13-3	9-3	5-2	15-3	3-2 (AAC, NCAA)
2015-16	24-10	15-1	6-6	3-3	14-4	3-2 (AAC, NCAA)
2016-17	24-9	10-4	8-2	6-3	11-5	2-2 (AAC, NCAA)
2017-18	26-8	13-1	8-3	5-4	13-3	2-2 (AAC, NCAA)
2018-19	19-16	11-5	5-6	3-5	7-9	3-2 (AAC, WNIT)
2019-20	19-13	14-2	4-6	1-5	10-6*	1-1 (AAC)
2020-21	19-3	10-1	5-2	4-0	13-2	3-1 (AAC, NCAA)
2021-21	22-7	10-2	8-3	4-2	12-3	-



TALE OF THE TAPE

THE MEMPHIS SERIES

Series Record	Memphis leads series, 15-13
USF at home	USF leads, 7-6
USF at Memphis	Memphis leads, 9-5
USF at neutral site	USF leads, 1-0
First meeting	Jan. 7, 1996 (L, 106-60)
Last meeting	Dec. 16, 2020 (W, 65-58)
Last USF win	Dec. 16, 2020 (65-58)
Last Memphis win	Jan. 23 2019 (47-40)
Current streak	USF, two wins

THE EAST CAROLINA SERIES

Series Record	USF leads 12-7
USF at home	USF leads, 6-4
USF at East Carolina	USF leads, 5-3
USF at neutral site	USF leads 1-0
First meeting	Jan. 2, 1985 (L, 76-56)
Last meeting	Feb. 27, 2022 (W, 68-60)
Last USF win	Feb. 27, 2022 (68-60)
Last East Carolina win	Feb. 15, 2015 (65-64)
Current streak	USF, 10 wins

STATISTICAL COMPARISON

CATEGORY	USF	UM	ECU
Overall Record	22-7	15-11	11-17
Field Goal%	38.5	38.1	36.5
3-Pt. Field Goal%	29.6	31.0	26.1
Free Throw%	71.1	71.7	60.8
Oppt. Field Goal%	36.2	39.2	38.1
Oppt. 3-Pt. Field Goal%	27.6	29.2	30.3
Oppt. Free Throw%	67.5	67.1	70.4
Rebounding Avg.	40.7	39.5	37.6
Rebounding Margin	+7.7	+4.8	-1.0
Assists/Gm.	14.4	10.2	12.8
Turnovers/Gm.	14.6	16.0	17.2
Blocks/Gm.	3.2	3.7	4.8
Steals/Gm.	6.7	6.8	10.8
Points/Gm.	61.2	62.8	60.6
Points Allowed/Gm.	53.9	61.8	59.5

BULLS' CAREER STARTS & GAMES PLAYED

No.	Name	18-19	19-20	20-21	21-22	Tot	GP
0	Betancourt	-	-	-	-	-	6
1	Alvarez	-	8	1	2	11	63
2	Lazic	-	0	2	-	2	31
3	Harvey	24	16	23	24	87	104
4	Pinzan	15	24	23	28	90	109
5	Tsineke	-	22	17	27	64	76
11	Williams	-	-	-	1	1	14
12	Bermejo	-	1	1	-	2	69
13	Guerreiro	-	-	9	3	3	34
20	Mununga	-	27	23	28	78	81
21	Leverett^	24	12	22	9	67	145
22	Wilson	-	30*	19*	2	51	72
24	Weary	-	-	-	-	-	8
32	F. Mendjiadeu	-	31*	18*	20	69	78

* Starts occurred while at Memphis | ^ Had no starts during 17-18 in 27 GP

UP NEXT FOR USF

■ The winner of the USF vs. Memphis/East Carolina quarterfinal game on Tuesday will face the winner of the quarterfinal game between third-seeded Tulane, the six-seed Houston or the No. 11-seed Cincinnati on Wednesday at 7 p.m. ET ... The winner of that contest advances to the American Athletic Conference Championship game on Thursday at 9 p.m. on ESPNU.

A QUICK LOOK AT THE BULLS

■ The Bulls lead, or are in the top five, in the American Athletic Conference in several statistical categories through games of March 3 (Complete NCAA team and individual ranking summaries can be found on pgs. 14-15):

Assist/Turnover Ratio	4th (0.98)
Assists	2nd (417)
Assists Per Game	4th (14.4)
Fewest Turnovers	5th (424)
Field Goal Percentage	5th (38.5)
FG Percentage Defense	2nd (36.2)
Free Throw Attempts	5th (470)
Free Throws Made	5th (334)
Rebounding Margin	1st (7.7)
Rebounds	3rd (1,180)
Rebounds Per Game	3rd (40.7)
Scoring Defense	2nd (53.9)
Scoring Margin	3rd (7.3)
3-Point FG Percentage Defense	1st (27.6)
3-Point FG Made	4th (158)
3-Point FG Per Game	4th (5.4)
Won-loss Percentage	2nd (75.9)

LAST TIME OUT

■ South Florida came into its regular-season finale against Houston looking to regain the swagger it had during the early part of the season as it has its eyes set on the upcoming American Athletic Conference Tournament ... The Bulls found that swagger, and then some, turning in a dominating performance handing the Cougars a 71-38 loss on March 2 in the regular-season finale in the Yuengling Center.

■ Elena Tsineke poured in a game-high 18 points on the night and Bethy Mununga had 16 points and 10 rebounds for her 32nd career double-double and her 12th of the season ... Maria Alvarez also chipped in with 14 points in the win.

■ Tsineke reached her own milestone, becoming the 26th player in program history to reach the 1,000-point plateau, and the second this season, joining Sydni Harvey who accomplished the feat earlier this season.

■ The Bulls led from wire to wire against Houston, with the game never being in doubt ... South Florida led 49-16 at the half – its largest halftime lead of the season – while shooting 61.3 percent from the field (19-for-31), including 71.4 percent (5-for-7) from behind the three-point arc, and a perfect (6-for-6) from the free-throw line ... The Bulls took their largest lead of the game, 47-12, with just over two minutes remaining in the half on a three-point shot by Maria Alvarez.

■ South Florida never looked back in the second half, with its margin falling below 30 points just four times in the final 20 minutes of play.

USF WOMEN'S BASKETBALL CELEBRATES 50 YEARS



USF women's basketball is celebrating its 50th anniversary season. Throughout the season, the Bulls will salute the program's legacy with tributes to their 16 postseason teams - including - seven NCAA Tournament teams, and 67 all-conference players, along with special game promotions. On Nov. 11, South Florida honored its fourth player, raising USF great, and WNBA All-Star, Courtney Williams' jersey into the rafters, two nights prior to being inducted into the USF Athletics Hall of Fame.

USF WEEKLY MEDIA PLANNER

MON. 7	TUE. 8	WED. 9	THURS. 10	FRI. 11	SAT. 12	SUN. 13
Practice, TBA	AAC Quarterfinals, 7 p.m.	AAC Semifinals, 7 p.m. (If Nec.)	AAC Championship, 9 p.m. ET (If Nec.)	TBA	TBA	TBA

20, YET AGAIN

■ South Florida's 47-46 win at Wichita State on Feb. 24 marked the Bulls' 20th win of the season, the 10th time in program history that they accomplished the feat, all coming under head coach Jose Fernandez, and the first time since the 2017-18 campaign when they went 26-8.

■ From the 2012-13 season through 2017-18, the Bulls posted six consecutive 20-win seasons, posting no fewer than 22 wins (22-11) with that coming during the 2012-13 campaign ... South Florida also tied its program record of 27 wins during that stretch (27-8) with that coming during the 2014-15 season.

■ The Green and Gold also had five near misses logging five 19-win campaigns, which included the last three seasons.

USF's All-Time 20-Win Seasons

2004-05	21-11
2006-07	21-12
2008-09	27-10
2012-13	21-11
2013-14	23-13
2014-15	27-8
2015-16	24-10
2016-17	24-9
2017-18	26-8
2021-22	22-7

SUCCESS AGAINST THE NATION'S ELITE

■ South Florida has faced a Who's Who of the women's college basketball world during its non-conference schedule this season ... The Bulls have faced No. 16/12 Tennessee, No. 2/2, No. 9/9 Oregon and No. 2/2 Stanford ... South Florida went 2-2 against the four programs with wins over Oregon (71-62) and Stanford (57-54).

■ The Bulls fell to Tennessee (52-49) and UConn (60-53) by a combined total of just 10 points.

■ Three of the four schools are projected among the Top 16 teams in the NCAA Tournament, released by the NCAA on Feb. 28; Stanford No. 2, UConn No. 9 and Tennessee.

■ The Bulls are 7-6 against teams that are ranked in the NET Top 100 (through March 3).

■ South Florida has won its last five games, is 10-2 in its last 12 games and 13-3 in its last 16.

MUNUNGA NAMED ONE OF 10 KATRINA MCCLAIN AWARD FINALISTS

■ Bethy Mununga has been named one of 10 finalists for the prestigious Katrina McClain Award given by the Naismith Memorial Basketball Hall of Fame and the Women's Basketball Coaches Association ... Mununga is the lone representative of the American Athletic Conference.

■ Mununga is having another banner season for the Bulls and is one of the most dominating rebounders in women's basketball ... She is currently third on the team in scoring, averaging 11.0 points per game, and is grabbing 11.3 rebounds per outing which are tops in The American and 16th in the nation ... Her 328 total rebounds on the year lead the conference and are ninth in the nation through the end of the regular season.

■ Mununga has recorded 18 double-figure rebounding games this season and logged 12 double-doubles, including 10 in her last 15 outings.

■ Mununga had back-to-back 20-rebound efforts which included a career-high 23 rebounds against Stanford – and fellow McClain Award finalist Cameron Brink – in the Bulls' 57-54 win over No. 7-ranked and the defending national champion Cardinal.

■ In addition to Brink of Stanford, Mununga has faced one other McClain Award finalist, going head-to-head with Alexis Dye of Tennessee ... Mununga grabbed 13 rebounds and had six points against Lady Vols while holding Dye to just six points and seven rebounds.

TSINEKE NAMED TO PRESEASON ANN MEYERS-DRYSDALE AWARD WATCH LIST

■ Elena Tsineke has been chosen as one of 20 watch list candidates for the 2022 Ann Meyers-Drysdale Award ... The award is given by the

USF'S RECORD WHEN ...

Leading at halftime	17-2
Trailing at halftime	4-4
Tied at halftime	1-1
Overtime	1-0
USF shoots 50% or better from field	2-0
USF shoots 40-49% from field	8-0
USF shoots under 40% from field	10-7
Opp. shoots 50% or better from field	0-0
Opp. shoots 40-49% from field	2-5
Opp. shoots under 40% from field	20-2
USF outrebounds opponent	18-3
Opp. outrebounds USF	3-4
Tied in rebounds	1-0
USF records 10 or more steals	5-0
USF records 15 or more assists	13-2
USF commits less than 15 turnovers	10-5
USF commits 15 or more turnovers	13-2
USF commits less turnovers than opp.	9-3
USF commits more turnovers than opp.	12-4
USF shoots 70% or better from the line	15-4
USF shoots under 70% from the line	7-3
USF scores 59 points or less	5-7
USF scores between 60-69 points	9-0
USF scores between 70-79 points	8-0
USF scores between 80-89 points	0-0
USF scores between 90-99 points	0-0
USF scores more than 100 points	0-0
Two or less Bulls score in double figures	6-4
Three Bulls score in double figures	13-2
Four or more Bulls score in double figures	3-1
USF plays at Yuengling Center	10-2
USF plays on the road	8-3
USF plays at a neutral site	4-2
Playing in November	5-2
Playing in December	5-2
Playing in January	6-1
Playing in February	5-2
Playing in March	1-0
Playing on Saturday	2-0
Playing on Sunday	3-4
Playing on Monday	2-1
Playing on Tuesday	2-1
Playing on Wednesday	9-0
Playing on Thursday	2-1
Playing on Friday	2-0
Playing during the afternoon	10-5
Playing during the evening	12-2
Games decided by three points or less	3-1
Games decided by four to 10 points	9-3
Games decided by 11-20 points	6-2
Games decided by more than 20 points	4-1

SCORING MARGINS**Points: Margin of victory**

1	2	3	4	5	6	7	8	9	10+
1	-	2	1	-	1	2	2	3	9

Points: Margin of defeat

1	2	3	4	5	6	7	8	9	10+
-	-	1	-	1	-	1	1	-	3

2021-22 USF STARTING LINEUPS

Guard/Wing	Guard	Guard	Forward	Forward	W-L
Tsineke	Pinzan	Harvey	Mununga	Leverett	5-3
Wilson	Pinzan	Harvey	Mununga	Leverett	1-0
Tsineke	Pinzan	Harvey	Mununga	Fankam Mendjiadeu	12-3
Guerreiro	Pinzan	Harvey	Williams	Fankam Mendjiadeu	1-0
Tsineke	Pinzan	Wilson	Mununga	Fankam Mendjiadeu	1-0
Tsineke	Pinzan	Guerreiro	Mununga	Fankam Mendjiadeu	1-0
Tsineke	Alvarez	Guerreiro	Mununga	Fankam Mendjiadeu	1-0
Tsineke	Pinzan	Alvarez	Mununga	Fankam Mendjiadeu	0-1

A LOOK AT THE AMERICAN

AMERICAN ATHLETIC CONFERENCE STANDINGS (FIN. REG. SEA.)

	AAC	Pct.	Over.	Pct.
Central Florida	14-1	.933	22-3	.880
South Florida	12-3	.800	22-7	.759
Tulane	11-5	.688	20-8	.714
Temple	8-8	.500	13-14	.481
SMU	7-7	.500	13-13	.500
Houston	7-9	.438	14-14	.500
Memphis	6-9	.400	15-11	.577
Tulsa	5-8	.385	15-9	.625
Wichita State	5-11	.312	14-15	.483
East Carolina	4-11	.267	11-17	.393
Cincinnati	4-11	.267	11-16	.407

PRESEASON POLL

1. South Florida (10)	7. East Carolina
2. Central Florida (1)	8. Wichita State
3. Houston	9. Tulsa
4. Tulane	10. SMU
5. Temple	11. Memphis
6. Cincinnati	

AMERICAN ATHLETIC CONFERENCE SCHEDULE

March 7

No. 9 Wichita State vs. No. 8 Tulsa	2 p.m. ET
No. 10 East Carolina vs. No. 7 Memphis	4 p.m. ET
No. 11 Cincinnati vs. No. 6 Houston	6 p.m. ET

March 8

8/9 winner vs. No. 1 UCF	1 p.m. ET
No. 5 SMU vs. No. 4 Temple	3 p.m. ET
7/10 winner vs. No. 2 South Florida	7 p.m. ET
6/11 winner vs. No. 3 Tulane	9 p.m. ET

March 9

Semifinal Game One	5 p.m. ET
Semifinal Game Two	7 p.m. ET

March 10

Championship Game	9 p.m. ET
-------------------	-----------



Naismith Memorial Basketball Hall of Fame and the WBCA to the player recognized as the top shooting guard in women's NCAA Division I college basketball.

■ Tsineke is the Bulls' top returning scorer and established herself as one of the premier players in The American and one of the top young shooting guards in the nation ... She was named to The American All-Conference First Team at the conclusion of the 2020-21 campaign after averaging a team-high 13.6 points per game – good enough for eighth in the conference – 2.2 rebounds per game, and 1.8 assists per outing ... She was also selected to the AAC All-Tournament Team, averaging 13.3 points per contest in the three games.

MISCELLANEOUS USF STATISTICS

Double Figure Scorers

Elena Tsineke	21
Dulcy Fankam Mendjiadeu	15
Bethy Mununga	14
Elisa Pinzan	10
Sydni Harvey	7
Maria Alvarez	6
Shae Leverett	1

Double-Doubles

Bethy Mununga	12
Dulcy Fankam Mendjiadeu	6
Elisa Pinzan	3

Games Leading (Sharing) Scoring Honors

Elena Tsineke	11 (2)
Dulcy Fankam Mendjiadeu	4 (2)
Elisa Pinzan	4 (1)
Sydni Harvey	3 (1)
Bethy Mununga	3 (2)
Maria Alvarez	(1)

Games Leading (Sharing) Rebounding Honors

Bethy Mununga	15 (5)
Dulcy Fankam Mendjiadeu	7 (2)
Shae Leverett	1 (3)



WEEKLY AAC HONORS

■ During the 2021-22 campaign, the Bulls have been well represented when the American Athletic Association weekly honors are announced ... Below is a list of South Florida's honorees.

■ Elisa Pinzan was named to the The American Weekly Honor Roll for the week ending Feb. 27.

■ Pinzan averaged 16 points, five assists and four rebounds per game for South Florida during the final full week of the regular-season week in helping the Bulls to a 3-0 record with wins over Wichita State, twice, on Feb. 22 (61-57) and Feb. 24 (47-46) and at East Carolina on Feb. 27 (68-60).

USF'S LARGEST IN 2021-22

Lead	42 vs. Alabama State (63-21)
Deficit	23 at Central Florida (55-32)
Margin of victory	35 vs. Alabama State (72-35)
Margin of defeat	21 vs. Central Florida (54-33)
Halftime lead	33 vs. Houston (49-16)
Halftime deficit	15 at Central Florida (55-32)
Deficit in win	16 at VCU (42-26)
Halftime deficit in win	4 at SMU (34-30)
Lead in loss	9 at Tennessee (27-18)
Halftime lead in loss	7 at Tennessee (27-20)

USF: HOME, ROAD & NEUTRAL

Category	Home	Road	Neutral
Record	10-2	8-3	4-2
Field Goal%	39.7	36.9	39.2
3-Pt. Field Goal%	27.6	26.3	39.5
Free Throw%	69.8	70.8	74.4
Oppt. Field Goal%	35.0	34.8	41.5
Oppt. 3-Pt. Field Goal%	26.6	23.8	33.6
Oppt. Free Throw%	69.1	67.7	62.5
Rebounding Avg.	39.9	42.1	39.5
Rebounding Margin	+5.2	+9.0	+9.3
Assists/Gm.	15.5	12.6	15.2
Turnovers/Gm.	13.8	15.7	13.7
Blocks/Gm.	4.5	2.9	1.8
Steals/Gm.	6.2	6.1	8.3
Points/Gm.	62.6	57.9	64.7
Points Allowed/Gm.	53.1	52.9	57.5

■ She shot 45.2 percent (14-for-31) from the field, including 40.7 percent (11-for-27) from behind the three-point arc, and 75 percent (9-for-12) from the free throw line in the three outings ... In addition, Pinzan also played 119 minutes, 55 seconds of a possible 120 minutes of game time.

■ Pinzan scored 22 points, including 18 in the second half, as the Bulls posted a 61-57 win over Wichita State on Feb. 22, playing 40 minutes ... Her final field goal was the most memorable of all ... With the Bulls leading by two, 56-54, Pinzan drained a 35-foot step-back three-point shot as the shot clock expired, and with 11.7 seconds left in the contest, to secure the win.

■ In the final game of the week at East Carolina, she recorded 18 points, and nine assists in 40 minutes of action ... Pinzan logged 12 of her 18 points in the second stanza, including a 6-for-6 clip from the free-throw line in the final quarter, all coming in the last 38 seconds of the game.

USF's 2021-22 Weekly AAC Honorees

Sydni Harvey _____ AAC Honor Roll (Nov. 15)
 Elena Tsineke _____ AAC Honor Roll (Nov. 22)
 Sydni Harvey _____ AAC Player of the Week (Nov. 29)
 Bethy Mununga _____ AAC Honor Roll (Dec. 6)
 Elisa Pinzan _____ AAC Player of the Week (Dec. 13)
 Elena Tsineke _____ AAC Honor Roll (Dec. 27)
 Elena Tsineke _____ AAC Honor Roll (Jan. 10)
 Bethy Mununga _____ AAC Honor Roll (Jan. 17)
 Elena Tsineke _____ AAC Player of the Week (Jan. 23)
 Bethy Mununga _____ AAC Weekly Honor Roll (Jan. 30)
 Bethy Mununga _____ AAC Player of the Week (Feb. 21)
 Elisa Pinzan _____ AAC Weekly Honor Roll (Feb. 28)

ELENA TSINEKE NAMED AMONG ELITE COMPANY; NAMED TO B4A ALL-TOURNEY TEAM

■ South Florida's Elena Tsineke was included with some pretty impressive company as she was selected as one of five players named to the Inaugural Bad Boy Mowers All-Tournament Team ... Joining Tsineke was Aliyah Boston (South Carolina), Zia Cooke (South Carolina), Paige Bueckers (UConn), and Taylor Robertson (Oklahoma).

■ During the three-day event, Tsineke helped to lead the Bulls to a 2-1 record and a third place finish with wins over Syracuse (77-53) on Nov. 20 and No. 9/9 Oregon (71-62) on Nov. 22 in the tournament finale for both schools ... South Florida's only loss was a 60-53 setback to No. 2/2 UConn on Nov. 21.

■ Tsineke averaged 12.6 points and 6.0 rebounds, in addition to 2.7 assists and 1.7 steals per game ... She started off the tournament with back-to-back 17-point games against Syracuse and UConn.

400 FOR FERNANDEZ IS IN THE BOOKS

■ Jose Fernandez – in his 22nd season as a head coach – reached a significant milestone on Dec. 17 with South Florida's 62-46 win over High Point with his 400th career win ... Fernandez won his 350th game on Feb. 23, 2019, when the Bulls defeated Wichita State in the Yuengling Center, 55-46.

■ Coming into the season, only 141 coaches – with a minimum of 10 years in Division I – have reached the 400 win marker.

■ Fernandez overcame considerable adversity, during his first three years at USF while building the program, finishing 4-24, 0-10 (Conference USA) in 2000-01, 14-13, 4-10 (Conference USA) in 2001-02, and 7-20, 2-12 (Conference USA) in 2002-03 before the wins started coming consistently.

■ In the 18 years since his first three seasons – and leading into this year – Fernandez has guided the Bulls to 16 postseason appearances, 15 winning seasons, and 14 seasons of 19-plus wins.

MILESTONE WATCH

■ Several players on South Florida's roster are within reach of several personal and program career milestones.

Upcoming milestones ...

Sydni Harvey _____ 197 asts. (3 asts. from 200)
 Bethy Mununga _____ 917 rbs. (15 rbs. from 3th all-time)
 Elisa Pinzan _____ 527 asts. (84 asts. from 1st all-time)

TOP 25 RANKINGS

ASSOCIATED PRESS (Feb. 28)

1.	South Carolina	27-1
2.	Stanford	25-3
3.	NC State	26-3
4.	Louisville	26-3
5.	Baylor	24-5
6.	LSU	25-4
7.	UConn	22-5
8.	Iowa State	24-5
9.	Texas	21-6
10.	Michigan	22-5
11.	Maryland	21-7
12.	Iowa	20-7
13.	Ohio St.	22-5
14.	Arizona	20-6
14.	Indiana	19-7
16.	North Carolina	23-5
17.	Brigham Young	25-2
18.	Tennessee	22-7
19.	Oklahoma	22-6
20.	Notre Dame	21-7
21.	Virginia Tech	21-8
22.	Florida Gulf Coast	26-2
23.	Florida	20-9
24.	Georgia	20-8
25.	Georgia Tech	20-9

Also Receiving Votes: Princeton 32; **Central Florida** 26; Villanova 19; Toledo 15; Washington St. 13; **Oregon** 13; Dayton 12; Colorado 6; Kansas State 3; **Mississippi** 2; Kansas 1; South Dakota State 1

USA TODAY/WBCA COACHES POLL (March 1)

1.	South Carolina	27-1
2.	Stanford	25-3
3.	NC State	26-3
4.	Louisville	26-3
5.	Baylor	24-5
6.	LSU	25-4
7.	Iowa State	24-5
8.	UConn	22-5
9.	Michigan	22-5
10.	Texas	21-6
11.	Maryland	21-7
12.	Indiana	19-7
13.	Arizona	20-6
14.	Brigham Young	25-2
15.	Tennessee	22-7
16.	Ohio St.	22-5
17.	North Carolina	23-5
18.	Iowa	20-7
19.	Oklahoma	22-6
20.	Notre Dame	21-7
21.	Georgia	20-8
22.	Florida Gulf Coast	26-2
23.	Central Florida	21-3
24.	Virginia Tech	21-8
25.	Georgia Tech	20-9

Also Receiving Votes: Florida 55; Drexel 23; **Mississippi** 20; Liberty 18; **Oregon** 8; Rhode Island 4; Princeton 4; Washington St. 3; Stony Brook 3; **SOUTH FLORIDA** 3; South Dakota State 3; Nebraska 3; Dayton 3; Gonzaga 2; Utah 1; South Dakota 1; Colorado 1.

2021-22 USF WOMEN'S BASKETBALL MEDIA GUIDE

■ Scan the QR code on the right for a PDF version of the 2021-22 USF women's basketball media guide, which includes staff and player bios, career records, program history and much more.



GETTING SOCIAL WITH THE BULLS

■ Fans are encouraged to follow @USFWBB on Twitter, and "Like" USF women's basketball on Facebook (www.Facebook.com/USFWomensbasketball) for the latest Bulls' basketball news ... Follow all of USF's athletic teams on Twitter (@USFAthletics), Facebook (Facebook.com/USFAthletics), YouTube (BullsVision), and Instagram (USFAthletics).

■ Against UConn on Nov. 21, Shae Leverett grabbed eight rebounds for her 700th career rebound ... She finished the game with 702 for her career.

■ With her first assist of the afternoon against No. 9/9 Oregon, Elisa Pinzan reached the 400 career assist mark ... Pinzan finished the game with 10 assists and 409 for her career.

■ On the same day that she put the dagger in the defending national champion - and then No. 7/5-ranked - Stanford Cardinal with the go-ahead three with 2.8 seconds left, Sydni Harvey reached the 1,000-point plateau with her eighth point of the afternoon ... She is the 25th player in program history to reach the milestone.

■ With her sixth rebound at VCU on Dec. 12, Bethy Mununga reached the 700-career rebound plateau in just 61 career games ... She is the second player this season to accomplish the feat, joining Shae Leverett who reached the milestone against No. 2 UConn on Nov. 21 in game two of the Battle 4 Atlantis.

■ On Jan. 19 against Temple, Mununga became the ninth player in program history to reach the 800-rebound plateau.

■ During South Florida's game at Temple on Feb. 9, Elisa Pinzan became just the third player in program history to reach the 500 career assist milestone with her first handout of the game.

■ In South Florida's second meeting of the season against Central Florida, Shae Leverett became the program's all-time leader in games played with 140 career games in the Green and Gold.

■ On Feb. 27 against ECU, Bethy Mununga became just the fifth player in program history to eclipse 900 career rebounds.

■ In South Florida's regular-season finale against Houston on March 2, Elena Tsineke became the 26th player in program history to reach the 1,000-point plateau when she scored her 10th point of the game ... Tsineke is the second player this season to accomplish the feat joining Sydni Harvey.

FERNANDEZ AMONG THE AMERICAN'S ELITE

■ Fernandez also comes into the season as one of the elite coaches in the history of The American ... Entering his 22nd season, the Miami native is second all-time in overall wins - only trailing UConn head coach Geno Auriemma (252) - while coaching in the AAC with 201 victories, and is fifth all-time in winning percentage (69.5 percent, 201-88); and third among head coaches with 100 or more games coached in the conference.

■ In addition, coming into 2021-22 in career American Athletic Conference league games, Fernandez is second all-time in conference wins with 106, and fourth in conference winning percentage (72.6 percent, 106-40); second with over 100 games coached in The American.

HOME, SWEET HOME

■ To say that the Bulls have defended their home court over the last five-plus seasons is an understatement ... Through Feb. 16 against Cincinnati, South Florida boasts a dominating 96-18 record at the Yuengling Center since the 2014-15 season ... USF has dropped just one game in three of the seven seasons, with those coming last season in 2020-21 (10-1) during the their COVID-shortened campaign, and the 2017-18 (13-1) and 2015-16 (15-1) seasons ... The Bulls posted a 14-2 slate in 2019-20.

■ South Florida has also proven to be one of the elite teams in The American, and to do that you need to win games at home ... The Bulls are 50-15 in AAC games at home, and were 29-5 prior to the 2018-19 season.

■ Games at the Yuengling Center are no vacation for nonconference foes when they come to Tampa ... Over the last seven-plus seasons, the Bulls have posted a 47-3 record in nonconference games at home ... Through Dec. 29,

USF has won 42 of its last 44 games, with the only losses coming to defending 2019 National Champion Baylor, 67-62, during the 2020-21 campaign, and Louisville, 66-52, during the 2016-17 season.

■ During the last seven years, the likes of Baylor, Mississippi State, Oklahoma, LSU, Louisville, Penn State, Oklahoma State, St. John's and Texas have visited USF for nonconference match ups.

THE BULLS IN THE AAC WITHOUT UCONN

■ South Florida is in its ninth season in the American Athletic Conference and up until the 2020-21 campaign, they had the pleasure of facing UConn upwards of three times in a season, which skewed the Bulls' record in conference play ... Below is USF's records against **current** AAC members overall, during the 2018-21 seasons, including conference tournament play.

■ The 11 losses during the 2018-20 campaigns came when both rosters were riddled by injury.

USF's record in the AAC excluding UConn

Team	Over.	18-20	20-21	21-22
UCF	11-8	0-4	2-1	0-2
Cincinnati	15-3	1-3	2-0	2-0
East Carolina	11-1	2-0	1-0	1-0
Houston	12-2	3-1	1-1	2-0
Memphis	11-3*	1-1	2-0*	DNP
SMU	12-1	1-1	0-0	1-0
Temple	16-3	2-1	1-0	2-0
Tulane	19-1	6-0	3-0	1-1
Tulsa	10-0	2-0	2-0	1-0
Wichita State	7-1	2-0	2-0	2-0
Totals	123-23	20-11	16-2	12-3

* Includes a forfeit win over Memphis in 2020-21.

PRIMED FOR THE POSTSEASON

■ Entering this season, USF has made 16 postseason tournament appearances and had seven NCAA Tournament berths in head coach Jose Fernandez's 21 seasons ... The all-time winningest coach in program history, Fernandez has guided USF to nine 20-win seasons, two WNIT

2021-22 USF HONORS

Dulcy Fankam Mendjiadeu

■ Preseason AAC All-Conference First Team

Jose Fernandez

■ WHoopDirt.com National Coach of the Week (Nov. 30)

Sydni Harvey

■ AAC Player of the Week (Nov. 29)
■ AAC Weekly Honor Roll (Nov. 15)
■ Preseason AAC All-Conference Second Team

Bethy Mununga

■ AAC Player of the Week (Feb. 21)
■ AAC Weekly Honor Roll (Jan. 31)
■ AAC Weekly Honor Roll (Jan. 17)
■ AAC Weekly Honor Roll (Dec. 6)
■ Preseason Katrina McClain Award Watch List
■ Preseason AAC All-Conference First Team

Elisa Pinzan

■ AAC Weekly Honor Roll (March 28)
■ AAC Player of the Week (Dec. 13)
■ Preseason AAC All-Conference Second Team

Elena Tsineke

■ AAC Player of the Week (Jan. 24)
■ AAC Weekly Honor Roll (Jan. 10)
■ AAC Weekly Honor Roll (Dec. 27)
■ Bad Boy Mowers All-Tournament Team
■ AAC Weekly Honor Roll (Nov. 22)
■ Preseason Ann Meyers-Drysdale Award Watch List
■ Preseason AAC All-Conference First Team

Team

■ NCAA.com Team of the Week (Nov. 30)
■ ESPN Team of the Week (Nov. 29)

Final Four appearances, the 2009 WNIT championship, and just under 400 wins entering the 2021-22 campaign.

■ Boasting a 19-13 record through the end of the American Athletic Conference Tournament during the 2019-20 season, the Bulls were poised to make their 16th post-season appearance before the NCAA shut the season down due to the COVID-19 pandemic.

ELISA CLIMBING THE ASSIST LIST

■ On Nov. 22 against No. 9/9 Oregon, Elisa Pinzan became the fourth player in program history to dish out 400 career assists, handing out 10 against the Ducks ... She finished with game with 409 for her career ... She is currently second on the school's all-time assist list with 527 after handing out nine assists against East Carolina on Feb. 27 ... Pinzan passed Laia Flores (2014-18) into second all-time against ECU.

USF career assist leaders

1. Shantia Grace (2005-09)	610
2. Elisa Pinzan (2018-present)	527
3. Laia Flores (2014-2018)	519
4. Renee Bellamy (1991-94)	429
5. Jenny Koeppel (1994-97)	389
6. Jackie Eisenhauer (1988-91)	387
7. Shaletia Stringfield (2011-12, 13-16)	379
8. Dione Smith (1998-00, 02)	366
9. Anedra Gilmore (2003-05)	365

LEVERETT REACHES 700 REBOUND MARKER

■ With her sixth rebound of the game against Syracuse, on Nov. 21, 2021, Shae Leverett reached the 700-rebound plateau for her career ... Currently, Leverett has 777 rebounds for her career and is 10th on the school's all-time rebounding list.

USF career rebounding leaders

1. Alisia Jenkins (2012-16)	1,284
2. Wanda Guyton (1985, 87-89)	1,077
3. Courtney Williams (2012-16)	931
4. Bethy Mununga (2019-present)	917


5. Mary Klinewski (1982-85)	909
6. Tamara Henshaw (2016-20)	895
7. Maria Jespersen (2014-18)	891
8. Jessica Lawson (2007-10)	863
9. Natini Miller (2003-07)	823
10. Shae Leverett (2016-present)	777

BETHY NOW OVER 900

■ With her 18 rebounds in the season-opener against UTRGV on Nov. 9, Bethy Mununga recorded a pretty impressive milestone for someone that has only played in 53 career games to that point ... Mununga grabbed her 700th career rebound against the Vaqueros ... She currently sits with 917 career rebounds, after her 10-rebound performance against Houston on March 2, good enough for a career 11.3 per game average.

■ Mununga is fourth on the school's all-time rebound list, with 917 career boards, reaching the 900 career rebound milestone against ECU ... She became the ninth player in school history to record 800 career rebounds when she grabbed nine against Temple on Jan. 22 ... She is just 15 rebounds shy of moving into third all-time.

NCAA SELECTS TAMPA BAY TO HOST FOUR SIGNATURE D-I EVENTS; WOMEN'S FINAL FOUR MAKES FOURTH STOP IN TAMPA



■ On Wednesday, Oct. 14, 2020, the National Collegiate Athletic Association (NCAA) announced that Tampa Bay has been selected as the host site of four major NCAA Championships, which includes the 2023 Division I Men's Frozen Four, 2023 Division I Women's Volleyball Championship, 2025 NCAA Division I Women's Final Four and 2026 NCAA Division I Men's Basketball First and Second Rounds.

In 2023, Tampa Bay will have the unique opportunity to host the Men's Frozen Four and Women's Volleyball Championship in the same calendar year, both at Amalie Arena. This marks Tampa Bay's third time hosting the Men's Frozen Four (2012, 2016) and second time hosting the Women's Volleyball Championship (2009).

In 2025, Tampa Bay will welcome the Women's Final Four back for a record fourth time. Tampa Bay has welcomed more fans in Women's Final Four history than any other city, with a combined 123,039 fans attending in 2008, 2015 and 2019. In 2019, sellout crowds in Amalie Arena totaled 40,189 fans as the Baylor Lady Bears claimed the national championship.

- ✓ 2023 NCAA Division I Men's Frozen Four (University of Wisconsin, host)
- ✓ 2023 NCAA Division I Women's Volleyball Championship (USF, host)
- ✓ 2025 NCAA Division I Women's Final Four (USF, host)
- ✓ 2026 NCAA Division I Men's Basketball First and Second Rounds (USF, host)



GAMEDAY. EVERY DAY.

CHAIRWOMAN OF THE BOARDS ...

■ During her career at South Florida, Bethy Mununga has proven to be one of the most dominating rebounders in Division I, averaging 11.3 rebounds per game for her career ... At USF, Mununga has recorded 53 double-figure rebounding games, including four of 20-plus rebounds.

Mununga's career games with 10-plus rebounds

23	vs. Stanford (Nov. 26, 2021)
21	East Carolina (Jan. 2, 2021)
20	at UT Arlington (Dec. 2, 2021)
20	at Temple (Feb. 24, 2021)
18	at Houston (Jan. 30, 2022)
18	vs. Tulane (March 10, 2021)
18	UTRGV (Nov. 9, 2021)
17	Tulane (Feb. 20, 2021)
17	at Tulane (Feb. 13, 2020)
16	Central Florida (March 11, 2021)
16	SMU (Feb. 29, 2020)
15	Cincinnati (Feb. 16, 2022)
15	at Cincinnati (Jan. 5, 2022)
15	vs. Wichita State (March 9, 2021)
15	Tulsa (Feb. 13, 2021)
15	at Wichita State (Jan. 22, 2020)
14	at Central Florida (March 4, 2021)
14	Cincinnati (Feb. 17, 2021)
14	Houston (Jan. 9, 2021)
14	at Cincinnati (Dec. 22, 2020)
14	vs. Tulane (March 7, 2020)
14	Brown (Dec. 30, 2019)
13	Tulane (Feb. 6, 2022)
13	SMU (Jan. 26, 2022)
13	Central Florida (March 2, 2021)
13	at Tennessee (Nov. 15, 2021)
12	Wichita State (Feb. 22, 2022)
12	at Temple (Feb. 9, 2022)
12	at Tulane (Jan. 12, 2022)
12	Jacksonville (Dec. 29, 2021)
12	at VCU (Dec. 12, 2021)
12	Mississippi State (Dec. 5, 2020)
12	vs. Syracuse (Nov. 20, 2021)
12	at UConn (March 2, 2020)
12	vs. FGCU (Nov. 29, 2019)
12	vs. South Dakota State (Nov. 28, 2019)
12	at Baylor (Nov. 19, 2019)
12	VCU (Nov. 15, 2019)
12	Jacksonville (Nov. 5, 2019)
11	at Central Florida (Jan. 16, 2022)
11	vs. West Virginia (Dec. 20, 2021)
11	vs. Washington State (March 21, 2021)
11	Stetson (Dec. 13, 2020)
11	Jacksonville (Nov. 28, 2020)
11	at Central Florida (Feb. 19, 2020)
11	Howard (Nov. 12, 2019)
10	Houston (March 2, 2022)
10	at Memphis (Dec. 16, 2020)
10	Baylor (Dec. 1, 2020)
10	East Carolina (Feb. 25, 2020)

10	UConn (Feb. 16, 2020)
10	Tulane (Jan. 25, 2020)
10	vs. Notre Dame (Nov. 30, 2019)

DOUBLE DIPPING

■ Coming into the American Athletic Conference Tournament, South Florida has recorded 22 double-doubles on the year ... Bethy Mununga leads the team - and is first in The American and 31st nationally - with 12 double-doubles ... Dulcy Fankam Mendjiadeu and Elisa Pinzan have logged seven and three, respectively.

2021-22 USF double-doubles

Mununga	Nov. 20 vs. Syracuse (18 pts./12 rbs.)
Pinzan	Nov. 22 vs. Oregon (26 pts., 10 asts.)
Mununga	Dec. 2 at UT Arlington (13 pts./20 rbs.)
Pinzan	Dec. 2 at UT Arlington (10 pts./11 asts.)
Mununga	Dec. 20 vs. West Virginia (10 pts./11 rbs.)
F. Mendjiadeu	Dec. 20 vs. West Virginia (14 pts./12 rbs.)
Mununga	Dec. 29 vs. Jacksonville (21 pts./12 rbs.)
Mununga	Jan. 5 at Cincinnati (14 pts./15 rbs.)
Mununga	Jan. 12 at Tulane (26 pts./12 rbs.)
Mununga	Jan. 16 at Central Florida (12 pts./11 rbs.)
F. Mendjiadeu	Jan. 19 vs. Tulsa (17 pts./11 rbs.)
Mununga	Jan. 26 at SMU (17 pts./13 rbs.)
F. Mendjiadeu	Jan. 26 at SMU (19 pts./12 rbs.)
Pinzan	Jan. 26 at SMU (10 pts./10 rbs.)
Mununga	Feb. 6 vs. Tulane (14 pts./13 rbs.)
F. Mendjiadeu	Feb. 6 vs. Tulane (15 pts./10 rbs.)
Mununga	Feb. 9, 2022 (13 pts./12 rbs.)
F. Mendjiadeu	Feb. 9, 2022 (11 pts./15 rbs.)
Mununga	Feb. 16, 2022 (22 pts./15 rbs.)
F. Mendjiadeu	Feb. 24, 2022 (14 pts./10 rbs.)
F. Mendjiadeu	Feb. 27, 2022 (18 pts./17 rbs.)
Mununga	March 2, 2022 (16 pts., 10 rbs.)

A DOUBLE-DOUBLE MACHINE ...

■ Bethy Mununga has been a double-double machine since stepping on South Florida's campus ... Mununga has 32 double-doubles in her 81 games with the Bulls.

Mununga's career double-doubles

Nov. 5, 2019 vs. Jacksonville	11 pts./12 rbs.
Nov. 12, 2019 vs. Howard	14 pts./11 rbs.
Nov. 15, 2019 vs. VCU	14 pts./12 rbs.
Nov. 19, 2019 vs. No. 2/2 Baylor	16 pts./12 rbs.
Nov. 28, 2019 vs. South Dakota St.	15 pts./12 rbs.
Dec. 30, 2019 vs. Brown	16 pts./14 rbs.
Jan. 22, 2020 at Wichita State	13 pts./15 rbs.
Feb. 13, 2020 at Tulane	11 pts./17 rbs.
Feb. 29, 2020 vs. SMU	13 pts./16 rbs.
Dec. 1, 2020 vs. No. 4/4 Baylor	13 pts./10 rbs.
Dec. 13, 2020 vs. Stetson	11 pts./11 rbs.
Dec. 22, 2020 at Cincinnati	13 pts./14 rbs.
Jan. 4, 2021 vs. ECU	23 pts./21 rbs.
Jan. 9, 2021 vs. Houston	12 pts./14 rbs.
Feb. 13, 2021 vs. Tulsa	19 pts./15 rbs.
Feb. 17, 2021 vs. Cincinnati	19 pts./14 rbs.

Feb. 20, 2021 vs. Tulane	17 pts./17 rbs.
Feb. 24, 2021 at Temple	10 pts./20 rbs.
March 2, 2021 vs. UCF	11 pts./13 rbs.
March 4, 2021 at UCF	11 pts./14 rbs.
Nov. 20, 2021 vs. Syracuse	18 pts./12 rbs.
Dec. 2, 2021 at UT Arlington	13 pts./20 rbs.
Dec. 20, 2021 vs. West Virginia	10 pts./11 rbs.
Dec. 29, 2021 vs. Jacksonville	21 pts./11 rbs.
Jan. 5, 2022 at Cincinnati	14 pts./15 rbs.
Jan. 12, 2022 at Tulane	26 pts./12 rbs.
Jan. 16, 2022 at Central Florida	12 pts./11 rbs.
Jan. 26, 2022 at SMU	17 pts./13 rbs.
Feb. 6, 2022 vs. Tulane	14 pts./13 rbs.
Feb. 9, 2022 at Temple	13 pts./12 rbs.
Feb. 16, 2022 vs. Cincinnati	22 pts./15 rbs.
March 2, 2022 vs. Houston	16 pts./10 rbs.

... AND SO IS DULCY

■ Dulcy Fankam Mendjiadeu is right on pace with Bethy Mununga when it comes to double-doubles ... Fankam Mendjiadeu, the only player in the American Athletic Conference to average a double-double last season (14.1 ppg./10.6 rpg.) while at Memphis, has recorded seven on the year and 32 for her career in 79 career games.

Fankam Mendjiadeu's career double-doubles

Nov. 20, 2019 at Southern Illinois *	12 pts./12 rbs.
Nov. 29, 2019 vs. Kansas State *	14 pts./10 rbs.
Dec. 8, 2019 vs. UAB *	13 pts./13 rbs.
Dec. 17, 2019 at Little Rock *	13 pts./12 rbs.
Dec. 20, 2019 vs. Mississippi Valley State *	14 pts./12 rbs.
Jan. 5, 2020 at Houston *	12 pts./10 rbs.
Jan. 14, 2020 vs. UConn *	21 pts./10 rbs.
Feb. 1, 2020 vs. Tulsa *	18 pts./12 rbs.
Feb. 4, 2020 vs. Tulane *	15 pts./11 rbs.
Feb. 12, 2020 at Wichita State *	19 pts./12 rbs.
Feb. 15, 2020 vs. East Carolina *	13 pts./11 rbs.
Feb. 19, 2020 at Temple *	14 pts./10 rbs.
Feb. 22, 2020 vs. South Florida *	15 pts./12 rbs.
Mar. 6, 2020 vs. SMU *	17 pts./10 rbs.
Mar. 7, 2020 vs. Cincinnati *	18 pts./11 rbs.
Dec. 4, 2020 at Saint Louis *	21 pts./17 rbs.
Dec. 6, 2020 vs. Liberty *	23 pts./14 rbs.
Dec. 12, 2020 vs. McNeese State *	16 pts./15 rbs.
Dec. 16, 2020 vs. South Florida *	20 pts./14 rbs.
Jan. 20, 2021 at Cincinnati *	17 pts./14 rbs.
Jan. 23, 2021 vs. Tulsa *	10 pts./14 rbs.
Feb. 6, 2021 vs. ECU *	20 pts./14 rbs.
Feb. 10, 2021 vs. Cincinnati *	20 pts./14 rbs.
Mar. 2, 2021 at Temple *	13 pts./14 rbs.
Mar. 4, 2021 at Temple *	20 pts./12 rbs.
Dec. 20, 2021 vs. West Virginia	14 pts./12 rbs.
Jan. 19, 2022 vs. Tulsa	17 pts./11 rbs.
Jan. 26, 2022 at SMU	19 pts./12 rbs.
Feb. 6, 2022 vs. Tulane	15 pts./10 rbs.
Feb. 9, 2022 at Temple	11 pts./15 rbs.
Feb. 24, 2022 at Wichita State	14 pts./10 rbs.
Feb. 27, 2022 at East Carolina	18 pts./17 rbs.

DROPPIN' DIMES

■ Elisa Pinzan comes into the American Athletic Conference Tournament ranked first in The American, and 23rd in the nation, in total assists with 154, through games of March 3 ... She is also second in the conference in assists per game and 21st in the nation, dishing out 5.5 dimes per contest.

DON'T STOP THE PINZANITY!!

■ Elisa Pinzan continues to be one of the nation's premier distributors of the ball, averaging 4.8 assists per game during her career ... Through the end of the regular-season, Pinzan has handed out five-or-more assists 53 times ... In addition, she has handed out seven-plus assists 29 times.

■ Pinzan's career-high was set on Jan. 9, 2021 against Houston, when she handed out 14 assists, which is tied for the second most in a single game in program history.

Pinzan's career games with five-plus assists

14	Houston (Jan. 9, 2021)
11	at UT Arlington (Dec. 2, 2021)
11	at Cincinnati (Dec. 22, 2020)
10	vs. High Point (Dec. 17, 2021)
10	vs. Oregon (Nov. 22, 2021)
9	at East Carolina (Feb. 27, 2022)
9	Temple (Jan. 22, 2022)
9	vs. Syracuse (Nov. 20, 2021)
9	Cincinnati (Feb. 17, 2021)
9	Wichita State (Jan. 6, 2021)
9	Mississippi State (Dec. 5, 2020)
9	SMU (Feb. 29, 2020)

8	at UCF (March 4, 2021)
8	UCF (March 2, 2021)
8	East Carolina (Jan. 2, 2021)
8	VCU (Nov. 15, 2019)
8	vs. Tulane (March 8, 2019)
8	Bethune Cookman (Nov. 15, 2018)
7	Tulsa (Feb. 13, 2021)
7	at Tulane (Jan. 13, 2021)
7	Temple (Feb. 9, 2020)
7	at Wichita State (Jan. 22, 2020)
7	at Temple (Jan. 16, 2020)
7	at Tulsa (Jan. 12, 2020)
7	Alabama State (Dec. 6, 2019)
7	Wichita State (Feb. 23, 2019)
7	Tulsa (Feb. 16, 2019)
7	Oklahoma (Nov. 18, 2018)
6	at Houston (Jan. 30, 2022)
6	Tulsa (Jan. 19, 2022)

USF WORLD: THE BULLS' INTERNATIONAL PRESENCE

■ Under the direction of head coach Jose Fernandez, South Florida has proven to be the gold standard when it comes to international recruiting ... Below are some notes on the international presence within the South Florida program in addition to the university as a whole.

USF rosters (excluding US-born players) since USF joined the AAC. (Int'l Players/Total Roster)

2013-14	4/16
2014-15	4/9
2015-16	7/15
2016-17	9/15
2017-18	7/12
2018-19	8/13
2019-20	11/14 *
2020-21	13/15 *
2021-22	10/14 *

* Includes Maria Alvarez who was born in Colombia but raised in Miami.

Countries represented since joining the AAC

Belgium
Cameroon
Canada
Colombia
Croatia
Czech Republic
Denmark
Greece
Hungary
Italy
Kenya
Latvia
Netherlands
Portugal
Puerto Rico
Spain

Sweden
Ukraine
United States of America
Venezuela

USF WOMEN'S BASKETBALL NOTES

■ Since joining The American, for the 2013-14 season, South Florida has had 25 international players excel and earn AAC All-Conference or All-Tournament honors, including 13 in the past three seasons.

■ Sixteen international student-athletes have represented their countries on the international stage.

■ Four Bulls have gained extensive international experience on their Senior National Team.

■ Kitija Laksa helped Latvia to its first-ever appearance at the FIBA Women's World Cup in 2018.

■ Maria Alvarez's long-distance reputation followed her overseas as she set a FIBA record with 10 three-pointers, scoring 35 points against Belarus in her FIBA debut, a 79-75 overtime loss, in July of 2018 in Belarus ... Her 35 points were the third-best scoring performance in a FIBA U17 Tournament (at that time).

NOTABLE FORMER INTERNATIONAL USF PLAYERS

■ Kitija Laksa (2015-19) Riga, Latvia - 2020 WNBA 1st Round (11th overall) draft pick of the Seattle Storm ... Just the third player in program history to be selected in the 1st round ... Two-time WBCA All-American Honorable Mention ... Two-time WBCA All-Region selection ... Sixth all-time on USF's career scoring list, netting 1,764 points (17.8 ppg), while her scoring average is third all-time.

■ Maria Jespersen (2014-18) Arhus, Denmark - WBCA and Associated Press All-American Honorable Mention ... Two-time WBCA All-Region selection ... Is 10th on USF's all-time scoring list, scoring 1,462 points (10.9 ppg) in 134 games played ... Sixth on USF's all-time rebounding list, grabbing 891 for her career.

■ Inga Orekhova (2011-14) Sevastopol, Ukraine - 2014 WNBA 2nd Round (18th overall) draft pick of the Atlanta Dream ... 19th on USF's career scoring list, netting 1,072 points (12.3 ppg) in 87 outings.

UNIVERSITY FACTS ON USF'S INTERNATIONAL STUDENTS AND PRESENCE

■ The University of South Florida is the #1 school for International Student Enrollment in the State of Florida.

■ USF is 19th in the Nation for International Student Enrollment among public institutions.

■ USF International Students have contributed more than \$116.5 million to the Tampa Bay Region economy, supporting over 1,849 jobs.

■ International Students make up 9% of USF's student body and come from 143 different countries

■ USF has 358 partnerships with 315 partners across 72 countries, with the top international partners being:

1. Universidad del Norte, Colombia
2. University of Exeter, United Kingdom
3. Broward College, International Centers (11), U.S.
4. Yonsei University, South Korea
5. Kansai Gaidai University, Japan

6 _____	vs. Stetson (Dec. 15, 2021)
6 _____	vs. Stanford (Nov. 26, 2021)
6 _____	vs. UConn (Nov. 21, 2021)
6 _____	Alabama State (Nov. 11, 2021)
6 _____	vs. Tulane (March 10, 2021)
6 _____	at Temple (Feb. 24, 2021)
6 _____	Baylor (Dec. 1, 2020)
6 _____	at Memphis (2/22/20)
6 _____	Tulane (Jan. 25, 2020)
6 _____	at Baylor (Nov. 19, 2019)
6 _____	Memphis (Jan. 23, 2019)
6 _____	vs. Virginia (Dec. 21, 2018)
5 _____	vs. Jacksonville (Dec. 29, 2021)
5 _____	vs. West Virginia (Dec. 20, 2021)
5 _____	vs. Wichita State (March 9, 2021)
5 _____	at Houston (Feb. 27, 2021)
5 _____	East Carolina (Feb. 25, 2020)
5 _____	at UCF (Jan. 19, 2020)
5 _____	Texas (Nov. 8, 2019)
5 _____	Jacksonville (Nov. 5, 2019)
5 _____	UConn (March 3, 2019)
5 _____	vs. UCLA (Nov. 24, 2018)

FIVE NAMED TO PRESEASON ALL-AAC TEAM

■ In addition to South Florida being picked first in The American preseason poll, the Bulls had five players named to the preseason All-Conference team ... Elena Tsineke, Bethy Mununga, and Dulcy Fankam Mendjiadeu were named First Team All-Conference, while Sydni Harvey and Elisa Pinzan were tabbed Second Team selections.

■ Tsineke, the Bulls' top returning scorer, was named to the American Athletic Conference All-Conference First Team after averaging a team-high 13.6 points per game – good enough for eighth in The American – 2.2 rebounds per game, and 1.8 assists per outing.

■ One of the top power forwards in the nation, Mununga was an American Athletic Conference First Team All-Conference selection and was named to The American All-Tournament Team, averaging 16.3 rebounds per game in the three AAC tourney games ... She also grabbed a tournament record 49 rebounds ... Mununga was just shy of averaging a double-double for the season, netting 9.7 points per game, good enough for fourth on the team, and 12.9 rebounds per outing.

■ Fankam Mendjiadeu played the last two seasons at American Athletic Conference foe Memphis and was a Second Team all-conference selection in 2020-21 ... She finished the season seventh in The American in scoring (14.1 ppg.) and second in rebounding (10.6 rpg.), making her the only player in the conference to average a double-double.

■ Harvey was named the AAC Tournament Most Outstanding Player and selected to the All-Tournament Team, and was also named to The American All-Conference Third Team ... She averaged 11.7 points per contest on the year and 11.6 points per outing in conference games.

■ One of the top point guards in the nation during the 2020-21 campaign, Pinzan was named the American Athletic Conference Most Improved Player and was chosen to The American All-Conference Second Team ... She was third on the team in scoring, averaging 10.3 points per game, and grabbed 3.3 rebounds per contest, tied for third on the team ... She led The American, and was seventh in the nation, in assists per game (6.5) and assist/turnover ratio (3.04), and was tops in the AAC, and 10th in the nation, in total assists (149).

SOUTH FLORIDA TRIO EARN AAC ALL-CONFERENCE HONORS

South Florida standout guard Elena Tsineke and forwards Bethy Mununga and Dulcy Fankam Mendjiadeu were rewarded for their impressive seasons by the American Athletic Conference when the league's postseason awards were announced March 6.



Tsineke earned First Team All-Conference honors for the second-straight season after starting her career with the Bulls as The American Rookie of the Year and a Third-Team selection in 2019-20.

The sophomore guard leads South Florida in scoring, averaging 13.9 points per game. She has poured in double figures in 23 of the 28 games she has played, including 18 of the last 20 outings, and fell one point shy of tying her career-high when she netted 30 points in the Bulls' win against Tulsa on Jan. 19. She also became the 26th player in program history to reach the 1,000-point plateau when she did it against Houston on March 2.

Tsineke is shooting just under 40 percent from the field and is hitting 82.3 percent of her shots from the charity stripe. She has shot 50 percent or better from the field 10 times, including at a 63.6 percent (7-for-11) against Houston, en route to a game-high 18 points.

In addition, Tsineke was named to the All-Tournament Team at the inaugural women's Battle 4 Atlantis, averaging 12.6 points and 6.0 rebounds, plus 2.7 assists and 1.7 steals per game. She started off the tournament with back-to-back 17-point games against Syracuse and UConn and helped to lead the Bulls to a 2-1 record and a third-place finish with wins against Syracuse (77-53) on Nov. 20 and No. 9/9 Oregon (71-62) on Nov. 22 in the tournament finale. South Florida's only loss was a 60-53 setback to No. 2/2 UConn on Nov. 21.

Tsineke is also just sixth USF women's player in the history of the program to earn multiple first-team all-conference honors, along with Courtney Williams (3 AAC), Jessica Dickson (2 Big East, 1 C-USA), Kitija Laksa (2 AAC), Maria Jespersen (2 AAC) and Angie Snyder (1 Metro, 1 Sun Belt).



Mununga, a senior forward, continues to prove that she is one of the most dominating rebounders in women's college basketball. She earned second team honors after averaging a double-double with 11.0 points and 11.3 rebounds per game. Her rebounding average is first in the AAC and 16th in the nation, while her 328 rebounds are tops in The American and ninth nationally.

Mununga has been a double-double machine, recording 12 of her 32-career double-doubles this season. The 12 this year rank first in the American and 31st in Division I. Of the 12 double-double performances, two of them were 20-rebound games – in back-to-back outings – against Stanford when she hauled down a career-high 23 and 20 at UT Arlington.

In addition, Mununga enters the American Athletic Conference Tournament fourth on the school's all-time rebounding list with 917 for her career and needing just 15 from moving into sole possession of third all-time.



Fankam Mendjiadeu has been a force inside for USF all season. The senior earned her second-team honors after averaging 11.2 points and 7.6 rebounds per outing. Fankam Mendjiadeu has recorded seven double-doubles on the year and 32 for her career.

A transfer from Memphis, Fankam Mendjiadeu has logged 17 double-figure scoring games, including a career-high-tying 23 points at Tulane on Jan. 12 and 22 points at Virginia Commonwealth on Dec. 12.

During her three seasons at Memphis and USF, Fankam Mendjiadeu boasts 688 rebounds for her career, 220 this season.

--	--	--

WHERE USF RANKS AS A TEAM IN THE NCAA (THROUGH MARCH 2)

NCAA Statistics

South Fla. - 2021-22 Women's Basketball Ranking Summary thru games 02/02/2022

Statistic	National Rank	Conference Rank	Value	National Leader	Value	Conference Leader	Value
Assist Turnover Ratio (348 ranked)	93	4	6.38	Cvelighton	1.63	Tulane	1.22
Assists (348 ranked)	63	2	417	Cvelighton DePaul	587	Tulane	444
Assists Per Game (348 ranked)	86	4	14.4	Cvelighton	21.0	Tulane	15.9
Blocked Shots (347 ranked)	135	9	94	South Carolina	224	East Carolina	133
Blocked Shots Per Game (348 ranked)	161	10	3.28	South Carolina	8.0	Cincinnati	4.8
Defensive Rebounds per Game (319 ranked)			Troy		32.3	Tulane	29.2
Fewest Fouls (345 ranked)	143	6	432	Delaware St.	277	UCF	340
Fewest Turnovers (348 ranked)	166	5	424	Colorado St.	277	Tulane	266
Field-Goal Percentage (348 ranked)	256	5	38.5	Iowa	50.5	Tulane	41.5
Field-Goal Percentage Defense (348 ranked)	34	2	38.28	South Carolina	32.7	UCF	33.4
Free Throw Attempts (348 ranked)	127	5	470	Sam Houston	663	Tulane	563
Free Throws Made (348 ranked)	122	5	334	Troy	504	Tulane	432
Free-Throw Percentage (348 ranked)	157	8	71.1	Iowa	84.6	Michigan St.	75.2
Offensive Rebounds per Game (30 ranked)			Troy		19.2	Michigan St.	15.1
Personal Fouls Per Game (348 ranked)	62	3	14.9	Murray St.	11.1	UCF	14.0
Rebound Margin (348 ranked)	21	1	7.7	South Carolina	17.4	South Fla.	7.7
Rebounds (348 ranked)	20	3	1,180	Troy	1,496	Tulane	1,234
Rebounds Per Game (348 ranked)	39	3	40.89	Troy	51.59	Tulane	44.07
Scoring Defense (348 ranked)	12	2	53.9	UCF	48.1	UCF	48.1
Scoring Margin (348 ranked)	84	3	7.3	FOCU	21.6	UCF	12.6
Scoring Offense (348 ranked)	241	7	61.2	DePaul	89.4	Tulane	72.6
Shots (348 ranked)	230	9	193	Tennessee St.	361	East Carolina	301
Shots Per Game (348 ranked)	275	11	6.7	Niagara	13.4	UCF	11.4
Three Pt FG Defense (348 ranked)	42	1	27.6	Houston Baptist	22.5	South Fla.	27.6
Three-Point Field Goals Attempted (190 ranked)	143	4	533	FOCU	1,021	Tulane	591
Three-Point Field Goals Made (348 ranked)	171	4	158	FOCU	302	Tulane	197
Three-Point Field Goals Per Game (348 ranked)	203	4	5.4	FOCU	11.9	Tulane	8.2
Three-Point Field-Goal Percentage (348 ranked)	200	6	29.8	South Dakota St.	39.5	Tulane	35.9
Turnover Margin (348 ranked)	200	7	-0.65	FOCU	8.59	East Carolina	4.62
Turnovers Forced (348 ranked)	203	9	14.00	Niagara	25.49	East Carolina	22.00
Turnovers Per Game (348 ranked)	166	3	14.8	Colorado St.	9.9	Tulane	12.0
Win-Loss Percentage (348 ranked)	41	2	75.9	South Carolina	98.4	UCF	88.0

WHERE USF RANKS INDIVIDUALLY IN THE NCAA (THROUGH MARCH 2)

Statistic	Player	National Rank	Conference Rank	Value	National Leader	Value	Conference Leader	Value
Assist Turnover Ratio (250 ranked)	Elsa Pinzan	24	1	2.37	Clair Steele, Lehigh	4.18	Elsa Pinzan, South Fla.	2.37
Assists (150 ranked)	Elsa Pinzan	21	1	154	Caitlin Clark, Iowa	225	Elsa Pinzan, South Fla.	154
Assists Per Game (250 ranked)	Elsa Pinzan	20	2	5.5	Caitlin Clark, Iowa	8.3	Alisa Levy, Cincinnati	5.6
Blocked Shots (148 ranked)					Tamari Key, Tennessee	108	Tyler Barnett, East Carolina	52
Blocked Shots Per Game (250 ranked)	Bethy Mununga	213	11	1.03	Lucy Cochran, Portland	4.30	Tyler Barnett, East Carolina	1.86
Defensive Rebounds per Game (310 ranked)	Bethy Mununga	14	1	7.9	Alisa Blackwell, Missouri	10.7	Bethy Mununga, South Fla.	7.9
Double Doubles (44 ranked)	Bethy Mununga	30	1	12	Aneesh Morrow, DePaul	26	Bethy Mununga, South Fla.	12
Field Goal Attempts (147 ranked)	Elena Tshelko	77	2	385	Dyasha Fair, Buffalo	585	Tariyah Thompson, East Carolina	480
Field Goals Made (147 ranked)					Ayoka Lee, Kansas St.	270	Tariyah Thompson, East Carolina	194
Field-Goal Percentage (250 ranked)					Celena Tabor, Butler	68.8	Mia Davis, Temple	49.2
Final Points (201 ranked)	Elena Tshelko	188	3	389	Caitlin Clark, Iowa	743	Tariyah Thompson, East Carolina	522
Free Throw Attempts (145 ranked)					Clara Hooks, Ohio	224	Mia Davis, Temple	187
Free Throws Made (148 ranked)					Caitlin Clark, Iowa	174	Mia Davis, Temple	130
Free-Throw Percentage (250 ranked)					Haley Cavender, Fresno St.	97.2	Senshine Bastin, Wichita St.	81.8
Minutes Played (150 ranked)	Elsa Pinzan	121	3	938:17	Kate Nelson, Wisconsin	1111:40	Moan Ursin, Tulane	954:59
Minutes Played Per Game (150 ranked)					Courtney Whitson, Middle Tenn.	38.87	Diamond Battles, UCF	35.98
Offensive Rebounds per Game (30 ranked)					Aneesh Morrow, DePaul	5.9		
Points Per Game (250 ranked)	Elena Tshelko	248	5	13.9	Caitlin Clark, Iowa	27.5	Mia Davis, Temple	19.1
Rebounds (149 ranked)	Bethy Mununga	7	1	328	Aneesh Morrow, DePaul	434	Bethy Mununga, South Fla.	308
	Dulcy Mendjadedu Fankam	101	4	220				
Rebounds Per Game (250 ranked)	Bethy Mununga	15	1	11.3	Aneesh Morrow, DePaul	14.0	Bethy Mununga, South Fla.	11.3
	Dulcy Mendjadedu Fankam	184	7	7.6				
Seals (141 ranked)					Jordyn Cambidge, Vanderbilt	113	Alisha Lewis, UCF	68
Seals Per Game (244 ranked)					Veronica Burton, Northwestern	4.11	Alisha Lewis, UCF	2.72
Three-Point Field Goals Attempted (143 ranked)					Sara Scalls, Minnesota	237	Caitlyn Wilson, Cincinnati	183
					Jewel Spear, Wake Forest	237		
Three-Point Field Goals Made (136 ranked)					Taylor Robertson, Oklahoma	108	Caitlyn Wilson, Cincinnati	57
Three-Point Field Goals Per Game (250 ranked)					Taylor Robertson, Oklahoma	3.72	Maya Mayberry, Tulsa	2.37
Three-Point Field-Goal Percentage (158 ranked)					Maylay Frank, Missouri	47.5	Maya Mayberry, Tulsa	38.8
Triple Doubles (7 ranked)					Caitlin Clark, Iowa	5	Ariya Gourdine, Temple	2

USF TV/RADIO PHOTO ROSTER

0



**Odeth
BETANCOURT**

F | 6-2 | So.
Cristobal, Venezuela

1



**Maria
ALVAREZ**

G | 5-7 | So.
Bal Harbour, Fla.

2



**Mihaela
LAZIC**

PG | 5-6 | R-Fr.
Slavonski Brod, Croatia

3



**Sydny
HARVEY**

G | 5-10 | Jr.
Nashville, Tenn.

4



**Elisa
PINZAN**

PG | 5-8 | Jr.
Murano, Italy

5



**Elena
TSINEKE**

G | 5-8 | So.
Thessaloniki, Greece

11



**Patience
WILLIAMS**

F/C | 6-1 | Fr.
Minneapolis, Minn.

12



**Cristina
BERMEJO**

W | 6-1 | So.
Sant Just Desvern, Spain

13



**Sara
GUERREIRO**

G | 5-8 | Fr.
Seixal, Portugal

20



**Bethy
MUNUNGA**

F | 6-0 | Sr.
Zellik, Belgium

21



**Shae
LEVERETT**

C | 6-2 | Post Bacc.
Rincon, Ga.

22



**Aerial
WILSON**

PG | 5-10 | So.
Dundas, Ontario, Canada

24



**Bella
WEARY**

G | 5-10 | Fr.
Jacksonville, Fla.

32



**Dulcy
FANKAM MENDJIADEU**

F | 6-4 | R-Sr.
Nkongsamba, Cameroon

USF ALL-TIME IN OVERTIME

■ **Overtime Games: 29-13**
 ■ **23-8 under Jose Fernandez**

Year	Opponent	W/L	Score
2/21/75	vs. Rollins	W	64-62 (OT)
2/18/78	at Florida State	L	76-84 (OT)
12/3/81	at Youngstown State	W	63-61 (OT)
12/17/83	Florida A&M	W	66-64 (OT)
1/22/84	Alabama State	W	102-96 (3OT)
2/15/84	Florida Southern	L	61-64 (OT)
1/30/93	Virginia Tech	L	83-85 (OT)
2/15/93	at Mercer	L	72-73 (OT)
1/8/94	Charlotte	W	77-69 (OT)
12/4/98	Chattanooga	W	77-76 (OT)
12/16/98	Minnesota	L	64-68 (OT)

12/18/00	Western Kentucky	L	81-84 (OT)
1/28/01	Memphis	L	71-81 (OT)
11/30/02	Bethune-Cookman	W	66-59 (OT)
2/2/04	#18 TCU	W	89-84 (2OT)
2/6/04	at Cincinnati	W	66-64 (OT)
12/1/04	at #8 Connecticut	L	65-75 (OT)
12/7/05	#11 DePaul	W	79-77 (OT)
1/28/06	at #21 Notre Dame	W	68-64 (OT)
12/29/06	at Saint Joseph's	W	80-76 (OT)
1/13/07	Notre Dame	W	87-78 (OT)
11/28/08	vs. Iowa	W	82-79 (OT)
3/8/08	vs Syracuse	W	68-67 (OT)
1/10/09	St. John's	W	81-71 (OT)
3/21/09	FGCU	W	88-81 (OT)
11/13/09	Florida A&M	L	73-68 (OT)
11/28/09	Loyola Marymount	W	77-71 (OT)

12/18/10	UNLV	W	59-54 (OT)
11/12/11	vs. Arkansas	L	65-61 (OT)
11/23/11	vs. Central Michigan	W	86-80 (OT)
1/17/12	DePaul	W	66-63 (OT)
2/27/12	Providence	W	64-56 (OT)
11/13/12	at Clemson	W	75-73 (OT)
1/8/13	Notre Dame	L	75-71 (OT)
3/25/13	vs. California	L	82-79 (OT)
12/21/14	at Penn State	W	90-87 (OT)
1/20/16	at Memphis	L	88-87 (OT)
12/20/17	vs Dayton	W	93-87 (OT)
2/18/18	at UCF	W	77-68 (OT)
12/5/20	#6 Mississippi St.	W	67-63 (OT)
2/17/21	Cincinnati	W	69-65 (OT)
1/22/22	Temple	W	75-67 (OT)

USF VS. RANKED OPPONENTS

■ **Overall vs. Ranked Opponents: 19-92**
 ■ **17-92 under Jose Fernandez**

Date	Opponent	Rank	Score
1/31/94	Southern Miss	24	W, 80-74
2/23/97	Tulane	24	W, 80-71
12/28/02	Connecticut	2	L, 56-72
1/19/03	at DePaul	24	L, 57-63
1/4/04	at Georgia	12	L, 65-92
1/18/04	DePaul	17	L, 74-84
1/31/04	Houston	24	L, 57-62
2/2/04	TCU	18	W, 89-84 (2OT)
11/14/04	at Duke	6	L, 50-82
12/1/04	at Connecticut	8	L, 65-75 (OT)
1/30/05	at DePaul	17	L, 66-74
12/2/05	at North Carolina	7	L, 47-71
12/7/05	DePaul	11	W, 79-77 (OT)
12/10/05	Michigan State	13	L, 66-81
12/30/05	at LSU	3	L, 44-87
1/11/06	Rutgers	10	L, 65-66
1/24/06	at Connecticut	5	L, 47-77
1/28/06	at Notre Dame	21	W, 68-64 (OT)
2/5/06	at St. John's	25	L, 71-78
12/3/06	at Michigan State	20/18	L, 71-79
12/12/06	vs. Vanderbilt	12/12	L, 68-76
1/3/07	LSU	6/6	L, 48-60
1/16/07	Louisville	15/15	W, 74-58
1/20/07	at Pittsburgh	25/RV	L, 48-73
2/20/07	Connecticut	3/3	L, 67-81
2/24/07	at Marquette	19/19	L, 63-75
3/4/07	vs. Connecticut	3/3	L, 54-74
11/15/07	vs. Duke	10/9	L, 52-89
1/5/08	West Virginia	17/16	L, 73-79
1/30/08	at Connecticut	1/1	L, 48-71
2/5/08	DePaul	25/25	W, 78-73
2/16/08	Rutgers	5/4	L, 50-71
2/27/08	at Notre Dame	14/14	L, 49-92
3/9/08	vs. West Virginia	14/18	L, 42-64
11/27/08	vs. California	3/4	L, 55-85

Date	Opponent	Rank	Score
1/06/09	Connecticut	1/1	L, 37-83
1/14/09	Louisville	7/11	L, 60-76
2/17/09	Notre Dame	24/24	L, 79-86
3/08/09	vs. Connecticut	1/1	L, 42-79
1/4/10	at Connecticut	1/1	L, 42-84
1/9/10	Georgetown	RV/25	L, 52-66
1/12/10	at Notre Dame	3/3	L, 64-81
1/16/10	Syracuse	25/25	W, 73-64
2/20/10	West Virginia	9/8	L, 45-54
12/2/10	Connecticut	1/1	L, 54-80
1/11/11	at DePaul	14/21	L, 61-77
1/22/11	at West Virginia	9/9	L, 52-78
2/5/11	Notre Dame	8/8	L, 68-76
2/8/11	at Georgetown	16/16	L, 38-67
2/16/11	St. John's	RV/22	L, 60-80
2/28/11	Georgetown	17/19	W, 60-55
1/7/12	Georgetown	16/16	L, 56-66
1/17/12	DePaul	14/21	W, 66-63 (OT)
1/27/12	at Connecticut	1/1	L, 62-77
2/1/12	West Virginia	9/9	L, 52-55
2/8/12	at St. John's	RV/22	L, 57-67
2/25/12	at Notre Dame	8/8	L, 68-80
3/3/12	vs. DePaul	14/21	L, 62-76
12/16/12	Nebraska	24/24	L, 52-62
1/8/13	Notre Dame	8/8	L, 71-75 (OT)
1/30/13	Louisville	12/12	L, 75-78
2/20/13	at Louisville	11/12	W, 73-62
2/23/13	Syracuse	18/21	W, 68-66
3/2/13	Connecticut	1/1	L, 51-85
3/10/13	vs. Notre Dame	2/2	L, 66-75
3/25/13	vs. California	6/6	L, 78-82 (OT)
11/8/13	Maryland	6/8	L, 70-78
12/14/13	vs. Oklahoma State	14/18	L, 56-75
1/12/14	Louisville	5/5	L, 54-62
1/26/14	at Connecticut	1/1	L, 53-81
2/2/14	at Louisville	5/5	L, 59-79
2/16/14	Connecticut	1/1	L, 38-63
3/9/14	vs. Louisville	3/4	L, 56-60

Date	Opponent	Rank	Score
11/19/14	at Maryland	8/9	L, 67-85
11/29/14	vs. Kentucky	9/10	L, 57-61
1/18/15	at Connecticut	2/2	L, 50-92
3/2/15	Connecticut	1/1	L, 65-88
3/9/15	vs. Connecticut	1/1	L, 70-84
3/23/15	Louisville	8/8	L, 52-60
11/19/15	at Baylor	5/4	L, 63-65
12/30/15	vs. Mississippi State	8/8	L, 58-68
1/10/16	UConn	1/1	L, 59-75
2/15/16	at Louisville	11/12	L, 50-67
2/29/16	at UConn	1/1	L, 59-79
3/7/16	vs. UConn	1/1	L, 51-77
3/19/16	vs. Colorado State	22/22	W, 48-45
3/21/16	at UCLA	10/12	L, 67-72
1/10/17	at UConn	1/1	L, 37-102
1/22/17	Louisville	9/8	L, 52-66
2/19/17	Temple	RV/25	L, 71-77
2/27/17	UConn	1/1	L, 68-96
3/5/17	Temple	25/21	W, 63-58
3/6/17	UConn	1/1	L, 44-100
2/11/18	Ohio State	13/13	W, 84-65
1/13/19	at UConn	3/2	L, 46-63
3/4/19	vs. UConn	2/2	L, 47-57
3/10/19	vs. UConn	2/2	L, 45-81
11/8/19	Texas	15/15	W, 64-57
11/19/19	at Baylor	2/2	L, 46-58
12/19/19	vs. Mississippi State	15/15	L, 61-86
2/16/20	vs. UConn	5/6	L, 47-67
3/2/20	at UConn	5/4	L, 39-80
3/8/20	vs. UConn	5/4	L, 38-79
12/1/20	Baylor	4/4	L, 62-67
12/5/20	Mississippi State	6/7	W, 67-63
3/23/21	vs. NC State	3/3	L, 79-67
11/15/21	at Tennessee	16/12	L, 52-49
11/21/21	vs. UConn	2/2	L, 60-53
11/22/21	vs. Oregon	9/9	W, 71-62
11/26/21	vs. Stanford	7/5	W, 57-54

USF CAREER HIGHS

0 - ODETH BETANCOURT

Points	2, 2X, last vs. Stetson (12/15/21)
Rebounds	1, 4X, last vs. Houston (3/2/22)
Field Goals Made	1, 2X, last vs. Stetson (12/15/21)
Field Goals Attempted	2 vs. Syracuse (11/20/21)
Three-Point Field Goals Made	0
Three-Point Field Goals Attempted	0
Free Throws Made	0
Free Throws Attempted	0
Assists	0
Steals	1 vs. Houston (3/2/22)
Blocks	0
Minutes	5 vs. Stetson (12/15/21)

1 - MARIA ALVAREZ

Points	23 vs. Houston (1/9/21)
Rebounds	6, 2X, last at UNLV (12/21/19)
Field Goals Made	7, 2X, last vs. Houston (1/9/21)
Field Goals Attempted	14 vs. Notre Dame (11/30/19)
Three-Point Field Goals Made	6, 2X, last vs. Houston (1/9/21)
Three-Point Field Goals Attempted	13 vs. Notre Dame (11/30/19)
Free Throws Made	4, 2X, last vs. East Carolina (1/2/20)
Free Throws Attempted	4, 7X, last vs. Houston (3/2/22)
Assists	7 at Cincinnati (1/5/21)
Steals	3 at Tulane (1/13/21)
Blocks	0
Minutes	40 at Cincinnati (1/5/21)

2 - MIHAELA LAZIC

Points	10 vs. Tulsa (2/13/21)
Rebounds	3 vs. Stetson (12/13/20)
Field Goals Made	4 vs. Tulsa (2/13/21)
Field Goals Attempted	11 vs. Tulsa (2/13/21)
Three-Point Field Goals Made	1, 3X, last vs. Stetson (12/15/21)
Three-Point Field Goals Attempted	4 vs. Tulsa (2/13/21)
Free Throws Made	1, 4X, last vs. Tulsa (1/19/22)
Free Throws Attempted	2, 3X, last vs. Tulsa (1/19/22)
Assists	5 vs. Jacksonville (11/28/20)
Steals	1, 2X, last vs. Cincinnati (2/17/21)
Blocks	0
Minutes	33 vs. Tulsa (2/13/21)

3 - SYDNI HARVEY

Points	28, vs. Tulane (3/7/20)
Rebounds	7, 2X, last vs. Wichita State (3/9/21)
Field Goals Made	9 vs. Tulane (1/19/19)
Field Goals Attempted	21 vs. Oklahoma (11/18/18)
Three-Point Field Goals Made	7 vs. Temple (2/9/20)
Three-Point Field Goals Attempted	11 at Cincinnati (12/22/20)
Free Throws Made	10 vs. Tulane (3/7/20)
Free Throws Attempted	12 vs. Tulane (3/7/20)
Assists	7 vs. Tulsa (2/13/21)
Steals	3, 3X, last vs. Wichita State (2/22/22)
Blocks	3 vs. Wichita State (2/22/22)
Minutes	41 vs. Cincinnati (2/17/21)

4 - ELISA PINZAN

Points	26 vs. Oregon (11/22/21)
Rebounds	11 vs. Mississippi State (12/5/20)
Field Goals Made	8, 2X, last vs. Wichita State (2/22/22)
Field Goals Attempted	20 vs. UConn (2/16/20)
Three-Point Field Goals Made	7 vs. UCF (1/19/20)
Three-Point Field Goals Attempted	12 vs. UCF (1/19/20)
Free Throws Made	9 at VCU (11/12/21)
Free Throws Attempted	10 at VCU (11/12/21)
Assists	14 vs. Houston (1/9/21)
Steals	6, 2X, last vs. Tulsa (2/13/21)
Blocks	1, 2X, last vs. Tulsa (2/13/21)
Minutes	45 vs. Cincinnati (2/17/21)

5 - ELENA TSINEKE

Points	31 vs. Wichita State (1/6/21)
Rebounds	7 vs. UConn (11/21/21)
Field Goals Made	11 vs. Wichita State (1/6/21)
Field Goals Attempted	24, 2X, last vs. Tulsa (1/19/22)
Three-Point Field Goals Made	5 vs. Wichita State (1/6/21)
Three-Point Field Goals Attempted	12 vs. Notre Dame (11/30/19)
Free Throws Made	10 vs. Temple (1/22/22)
Free Throws Attempted	12 vs. Temple (1/22/22)
Assists	7 vs. Jacksonville (11/28/20)
Steals	4, 2X, last vs. Ole Miss (12/21/21)
Blocks	2 vs. Stetson (12/13/20)
Minutes	40 at Cincinnati (1/5/21)

11 - PATIENCE WILLIAMS

Points	4, 2X, last vs. Stetson (12/15/21)
Rebounds	2, 2X, last vs. Houston (3/2/22)
Field Goals Made	2, 2X, last vs. Stetson (12/15/21)
Field Goals Attempted	2, 3X, last vs. Houston (3/2/22)
Three-Point Field Goals Made	0
Three-Point Field Goals Attempted	0
Free Throws Made	0
Free Throws Attempted	1 vs. Stetson (12/15/21)
Assists	1 vs. UTRGV (11/9/21)
Steals	1, 5X, last at Houston (1/30/22)
Blocks	1, 3X, last vs. Temple (1/22/22)
Minutes	9 vs. Alabama State (11/11/21)

12 - CRISTINA BERMEJO

Points	10, 2X, last vs. Stetson (12/13/20)
Rebounds	9 vs. Tulsa (1/19/22)
Field Goals Made	4, 2X, last vs. SMU (2/29/20)
Field Goals Attempted	9 vs. Idaho (12/15/19)
Three-Point Field Goals Made	2 vs. Idaho (12/15/19)
Three-Point Field Goals Attempted	5 vs. Idaho (12/15/19)
Free Throws Made	4 vs. Stetson (12/13/20)
Free Throws Attempted	4 vs. Stetson (12/13/20)
Assists	5 at Memphis (2/22/20)
Steals	2, 3X, last at Memphis (2/22/20)
Blocks	2, 4X, last at SMU (1/26/22)
Minutes	24 at Memphis (2/22/20)

USF CAREER HIGHS

13 - SARA GUERREIRO

Points	6, 2X, vs. Temple (1/22/22)
Rebounds	3, 3X, last at Houston (1/30/22)
Field Goals Made	3 vs. Jacksonville (11/28/20)
Field Goals Attempted	6, 2X, last at VCU (11/12/21)
Three-Point Field Goals Made	1, 2X, last at Central Florida (1/16/22)
Three-Point Field Goals Attempted	3, 2X, last at VCU (11/12/21)
Free Throws Made	2 vs. Temple (1/22/22)
Free Throws Attempted	4 vs. Stetson (12/13/20)
Assists	3 vs. Alabama State (11/11/21)
Steals	1, 6X, last at Central Florida (1/16/22)
Blocks	0
Minutes	18, 2X, at VCU (11/12/21)

20 - BETHY MUNUNGA

Points	26 at Tulane (1/12/22)
Rebounds	23 vs. Stanford (11/26/21)
Field Goals Made	8, 2X, last at SMU (1/26/22)
Field Goals Attempted	15 vs. Cincinnati (2/17/21)
Three-Point Field Goals Made	3 vs. Baylor (12/1/20)
Three-Point Field Goals Attempted	4 vs. UTRGV (11/9/21)
Free Throws Made	10, 2X, last at Tulane (1/12/22)
Free Throws Attempted	14 vs. Tulane (2/20/21)
Assists	6 vs. West Virginia (12/20/21)
Steals	5 vs. Tulane (2/20/21)
Blocks	4 at Wichita State (1/22/20)
Minutes	45 vs. Cincinnati (2/17/21)

21 - SHAE LEVERETT

Points	20 vs. Wichita State (2/23/19)
Rebounds	18 vs. Wichita State (2/23/19)
Field Goals Made	6, 3X, last at James Madison (2/24/19)
Field Goals Attempted	10 vs. Wichita State (2/23/19)
Three-Point Field Goals Made	0
Three-Point Field Goals Attempted	1 at Houston (2/27/19)
Free Throws Made	10 vs. Wichita State (2/23/19)
Free Throws Attempted	12 at SMU (1/26/19)
Assists	3 at ECU (2/20/19)
Steals	4, 2X, last vs. Cincinnati (2/17/21)
Blocks	7 vs. Memphis (1/23/19)
Minutes	43 vs. Cincinnati (2/17/21)

22 - AERIAL WILSON

Points	10, 2X, last at Cincinnati (1/20/21)*
Rebounds	9, vs. Liberty (12/6/20)*
Field Goals Made	4, 3X, last vs. SMU (1/21/20)*
Field Goals Attempted	11, vs. Cincinnati (3/8/21)*
Three-Point Field Goals Made	2, vs. SMU (3/6/20)*
Three-Point Field Goals Attempted	5, vs. Cincinnati (13/8/21)*
Free Throws Made	3, vs. Liberty (12/6/20)*
Free Throws Attempted	6, vs. Tulane (2/4/20)*
Assists	10, 2X, last vs. East Carolina (2/6/21)*
Steals	5, 2X, last vs. George Washington (11/17/19)*
Blocks	1, 10X, last vs. Stetson (12/15/21)
Minutes	40, 4X, last vs. Cincinnati (3/8/21)*

24 - BELLA WEARY

Points	3 vs. Stetson (12/15/21)
Rebounds	1, 3X, last vs. Jacksonville (12/29/21)
Field Goals Made	1 vs. Stetson (12/15/21)
Field Goals Attempted	2 vs. Stetson (12/15/21)
Three-Point Field Goals Made	1 vs. Stetson (12/15/21)
Three-Point Field Goals Attempted	1, 3X, last vs. High Point (12/17/21)
Free Throws Made	0
Free Throws Attempted	0
Assists	1 vs. Stetson (12/15/21)
Steals	0
Blocks	0
Minutes	5, 2X, last vs. Jacksonville (12/29/21)

32 - DULCY FANKAM MENDJIADEU

Points	23, 2X, last at Tulane (1/12/22)
Rebounds	17 at Saint Louis (12/4/20)*
Field Goals Made	11 at Tulane (1/12/22)
Field Goals Attempted	17 at Saint Louis (12/4/20)*
Three-Point Field Goals Made	0
Three-Point Field Goals Attempted	1, 3X, last vs. Temple (1/19/22)
Free Throws Made	9 vs. UConn (1/14/20)*
Free Throws Attempted	10 vs. UConn (1/14/20)*
Assists	2, 10X, last vs. Alabama State (11/11/21)
Steals	6 vs. Tulane (2/23/21)*
Blocks	4, 3X, last at Temple (3/4/21)*
Minutes	41 last vs. Temple (1/19/22)

* Career highs achieved at Memphis

NOV. 9, 2021 | UTRGV | TAMPA, FLA.



Official Basketball Box Score - Final
UTRGV at South Fla.
11/09/21 Yuengling Center, Tampa
2021-22 Women's Basketball

Game Time: 8:00 PM
Game Duration: 3:12
Attendance: 2,710

UTRGV - 56

Record: 0-1

RECORD - 35													
NO. Name	Min	FG	3P	FT	Rebounds	Fouls	TP	AS	TO	ST	Blocks	BS	+/
		M-A	M-A	M-A	OR DR TOT	PF	FD				BS BA		
3 Iva Belosevic	F 16:58	0-2	0-0	0-0	0 2 2	5	0	0	1	4	1	0	-3
5 Taylor Muff	F 37:49	6-9	3-5	0-0	2 7 9	1	2	15	0	2	1	0	-4
11 Jena Williams	G 26:32	1-4	1-3	0-0	0 2 2	2	2	3	5	3	2	0	0
15 Maria Llorente	G 21:05	4-7	0-0	0-0	0 3 3	1	3	10	2	2	1	0	-5
33 Sara Bershers	G 19:22	2-9	1-6	1-1	1 2 3	2	2	6	1	3	0	0	-12
23 Brooke Jessen	15:33	0-3	0-1	2-2	0 5 5	3	1	2	0	1	0	0	-8
24 Halie Jones	14:19	3-6	2-4	1-2	1 1 2	3	1	9	0	2	0	1	3
14 Burcu Soysal	09:40	0-2	0-0	0-0	0 1 1	1	0	0	0	1	0	1	1
20 Arianna Sturdivant	17:09	2-6	1-4	1-1	0 0 0	0	0	2	6	1	2	1	0
21 Tiffany McGarity	11:54	2-2	1-1	0-0	0 1 1	0	0	0	5	1	1	0	0
22 KaCee Kyle	09:39	0-2	0-2	0-0	0 2 2	1	0	0	1	0	0	0	-3
Team					4 2 6	0	0	2					
Totals		20-52	9-28	7-11	8 28 36	19	13	56	12	23	6	2	3

Technical Fouls: NONE

Shooting By Period	1st	2nd	3rd	4th	GM
FG	4-14	28.6%			
3PT	3-8	37.5%			
FT	1-2	50%			
2nd FG	7-16	43.8%			
3PT	1-8	12.5%			
FT	0-0	0%			
3rd FG	6-11	54.5%			
3PT	4-6	66.7%			
FT	4-6	66.7%			
4th FG	3-11	27.3%			
3PT	1-8	16.7%			
FT	2-3	66.7%			
GM FG	20-52	38.5%			
3PT	9-28	32.1%			
FT	7-11	63.6%			

Dead Ball Rebounds: 3, 0

South Fla. - 63

Record: 1-0

No.	Name	Min	FG	3P	FT	Rebounds	Fouls	TP	AS	TO	ST	Blocks	BS	+/			
			M-A	M-A	M-A	OR	DR	TOT	PF	FD		BS	BA				
20	Bethy Mununga	F 30:51	3-9	0-4	3-5	7	11	18	2	3	9	1	3	2	0	6	
21	Shae Leverett	F 27:12	1-2	0-0	3-7	3	2	5	2	6	5	0	0	1	0	14	
3	Sydney Harvey	G 29:27	5-13	3-9	0-0	0	1	1	1	0	13	2	2	2	1	0	16
4	Elisa Pinzan	G 34:12	2-6	1-4	0-0	0	5	5	2	1	5	2	3	1	0	8	
5	Elena Tsineke	G 28:40	8-16	1-5	1-1	2	0	2	2	5	18	2	3	0	0	0	13
11	Patience Williams	05:47	0-3	0-0	0-0	1	0	1	0	0	0	1	0	1	1	0	-1
32	Dulcy Mendjadjou Fankam	16:10	2-10	0-0	0-0	6	8	4	3	7	1	4	10	0	1	0	-1
1	Maria Alvarez	14:41	1-4	1-2	0-0	0	0	0	0	1	0	3	1	1	0	0	-13
13	Sara Guerreiro	07:12	0-1	0-0	0-0	0	0	0	0	0	0	2	0	0	1	0	-2
22	Aerial Wilson	05:48	0-1	0-1	0-0	0	0	0	0	0	0	1	1	0	0	0	-1
Team						3	3	6	0	0	1						
Totals			22-67	6-25	13-21	20	25	45	13	19	63	10	15	8	3	2	7

Technical Fouls: NONE

Shooting By Period	1st	2nd	3rd	4th	GM
FG	8-14	57.1%			
3PT	4-7	100.0%			
FT	3-7	57.1%			
2nd FG	4-19	21.1%			
3PT	1-9	11.1%			
FT	2-2	100%			
3rd FG	7-20	35.0%			
3PT	2-5	40.0%			
FT	5-9	55.6%			
4th FG	9-14	21.4%			
3PT	0-8	0.0%			
FT	2-3	66.7%			
GM FG	22-67	32.8%			
3PT	6-25	24.0%			
FT	13-21	61.9%			

Dead Ball Rebounds: 5, 0

	UTR	USF
Biggest lead	0 (1st 10:00)	14 (2nd 7:03)
Best Scoring Run	7 (3rd 9:45)	10 (1st 5:51)
Lead Changes	0	
Times Tied	0	
Time with Lead	00:00	39:12

Points from Turnovers	UTR	USF
	8	19
Paint	18	28
Second Chance	5	15
Fast Breaks	4	6
Bench	22	13

Period by Period Scoring	1st	2nd	3rd	4th	TOT
UTR	12	15	20	9	56
USF	23	11	21	8	63

NOV. 11, 2021 | ALABAMA STATE | TAMPA, FLA.



Official Basketball Box Score - Final
Alabama St. at South Fla.
11/11/21 Yuengling Center, Tampa
2021-22 Women's Basketball

Game Time: 7:00 PM
Game Duration: 1:45
Attendance: 2,123

Alabama St. - 37

Record: 0-2

NO.	Name	Min	FG M-A	3P M-A	FT M-A	Rebounds OR DR TOT	Fouls PF FD	TP	AS	TO	ST	Blocks BS BA	+/-
14	Jada Nneji	F 16:56	0-2	0-0	0-0	1 3 4	2 0 0	0	0	0	0	1 0	-19
34	Farrah Pearson	F 20:39	1-4	0-2	1-2	2 4 6	4 1 3	0	2	0	0	0 0	-10
00	Ayana Emmanuel	G 31:00	4-14	3-9	1-2	0 2 2	1 5 12	0	3	1	1	2 2	-22
2	Kallya Jackson	G 24:59	1-5	0-1	5-6	2 3 5	1 3 7	1	0	0	0	0 0	-25
4	Daklyah Sanders	G 24:11	0-4	0-0	0-0	1 1 2	1 0 4	1	4	3	0	0 0	-25
1	Tyisha Rudolph	28:08	2-8	0-4	0-0	3 3 6	1 0 4	3	5	0	1	0 0	-22
3	Jayla Crawford	16:17	3-7	3-4	0-2	0 1 1	3 1 9	0	2	0	0	0 0	-14
42	Malia Grace	13:16	0-1	0-0	0-0	1 2 3	2 1 0	0	1	0	0	0 0	-22
13	Brazyl Watkins	09:12	0-3	0-0	0-0	0 1 1	0 0 0	0	1	0	0	0 0	-14
12	Tamia Stallings	15:22	0-3	0-0	2-2	1 2 3	2 5 2	0	2	0	0	0 0	-2
Team						5 3 8	0 0 3						
Totals						11-51 6-20 9-14	16 25 41	17 16 37	5 23	4 3	2 2	35	
Technical Fouls: NONE													

Technical Fouls: NONE

Shooting By Period	1st	2nd	3rd	4th	GM
FG	1-11	9.1%			
3PT	1-3	33.3%			
FT	2-2	100%			
2nd FG	4-17	23.5%			
3PT	1-7	14.3%			
FT	0-0	0%			
3rd FG	3-10	30.0%			
3PT	1-4	25.0%			
FT	0-0	0%			
4th FG	3-13	23.1%			
3PT	3-6	50.0%			
FT	7-10	70%			
GM FG	11-51	21.6%			
3PT	6-20	30.0%			
FT	9-14	64.3%			

Dead Ball Rebounds: 2, 0

South Fla. - 72

Record: 2-0

NO.	Name	Min	FG	3P	FT	Rebounds	Fouls	TP	AS	TO	ST	Blocks	+/		
			M-A	M-A	M-A	OR DR TOT	PF	FD				BS BA			
20	Bethy Mununga	F 26:24	3-7	0-2	2-2	0 5 5	0	3	8	3	0	2	2	0	38
21	Shae Leverett	F 20:10	1-2	0-0	0-0	1 2 3	3	0	2	1	0	0	0	0	16
3	Sydney Harvey	G 20:04	7-11	6-8	2-2	1 3 4	0	1	22	2	1	1	0	1	30
4	Elisa Pinzan	G 24:25	2-7	1-6	2-2	1 2 3	0	1	7	6	0	2	0	0	34
22	Aerial Wilson	G 23:02	1-2	0-1	0-1	0 1 1	2	1	2	2	2	4	0	0	19
32	Dulcy Mendjadjou Fankam	19:50	6-9	0-0	2-2	0 4 4	4	4	14	2	3	3	0	1	19
1	Maria Alvarez	16:44	3-6	2-4	2-2	0 4 4	4	4	10	2	1	0	0	0	13
12	Cristina Bermejo	08:03	0-3	0-1	0-0	0 0 0	0	1	0	0	1	0	0	1	4
13	Sara Guerrero	17:44	2-3	0-1	0-0	0 2 2	2	0	4	3	0	1	0	0	3
11	Patience Williams	09:20	0-1	0-0	0-0	0 1 1	4	1	0	0	2	1	0	0	-5
2	Mihaela Lazic	09:49	1-2	0-1	1-2	0 1 1	0	2	3	0	1	0	0	0	-1
24	Bella Weary	04:25	0-1	0-1	0-0	0 0 0	0	0	0	0	0	0	0	0	5
Team						2 2 4	0	0	0	0	0	0	0	0	5
Totals			26:54	9-25	11-13	5 27 32	16 17	72	22	10	14	2	3	35	

Technical Fouls: NONE

Shooting By Period	1st	2nd	3rd	4th	GM
FG	6-15	40.0%			
3PT	5-8	62.5%			
FT	4-4	100%			
2nd FG	7-14	50.0%			
3PT	2-7	28.6%			
FT	2-2	100%			
3rd FG	9-14	64.3%			
3PT	2-6	33.3%			
FT	2-2	100%			
4th FG	4-11	36.4%			
3PT	0-4	0.0%			
FT	3-5	60%			
GM FG	26-54	48.1%			
3PT	9-25	36.0%			
FT	11-13	84.6%			

Dead Ball Rebounds: 0, 0

	ASU	USF
Biggest lead	0 (1st 10:00)	42 (4th 8:45)
Best Scoring Run	7 (4th 3:57)	9 (3rd 8:56)
Lead Changes	0	
Times Tied	0	
Time with Lead	00:00	38:47

Points from Turnovers	ASU	USF
	6	32
Paint	6	32
Second Chance	8	5
Fast Breaks	5	21
Bench	15	31

Period by Period Scoring	1st	2nd	3rd	4th	TOT
ASU	5	9	7	16	37
USF	21	18	22	11	72

NOV. 15, 2021 | No. 16/12 TENNESSEE | KNOXVILLE, TENN.



Official Basketball Box Score - Final
South Florida at Tennessee
11/15/21 Thompson-Boling Arena, Knoxville, Tenn.
2021-22 Women's Basketball

Game Time: 6:32 PM
Game Duration: 1:55
Attendance: 6,017

South Florida - 49

Record: 2-1

South Florida '99												
rebound												
NO. Name	Min	FG M-A	3P M-A	FT M-A	Rebounds OR DR TOT	Fouls PF TT	TP	AS	TO	ST	Blocks BS BA	+/-
20 Bethy Mununga	F 25:42	3-12	0-2	0-0	5 8 13	3 0	6	0	0	0	0	1 -8
21 Shae Leverett	F 21:20	0-2	0-0	0-0	1 3 4	5 0	0	1	1	1	0 0 -3	
3 Sydney Harvey	G 34:03	3-13	3-6	0-0	1 2 3	5 3	9	0	2	0	0 0 2	
4 Eliza Pinzan	G 37:25	5-9	1-3	0-0	0 2 2	1 2	11	2	4	0	0 0 -5	
5 Elena Tsineke	G 31:04	4-15	1-4	3-3	0 3 3	0 6	13	1	2	0	0 0 -5	
32 Dulyci Mendjadjie Fankam	18:40	0-3	0-0	1-2	2 1 3	4 1	1	1	3	0	0 0 1	
12 Cristina Bermejo	14:18	1-1	1-1	0-0	0 0 0	3 1 3	1	0	0	0	0 0 5	
1 Maria Alvarez	12:49	2-8	2-7	0-2	0 3 3	0 2	6	0	0	0	0 0 1	
13 Sara Guerreiro	02:04	0-0	0-0	0-0	0 1 1	1 0	0	0	1	0	0 0 -2	
22 Aerial Wilson	02:35	0-0	0-0	0-0	0 0 0	0 0	0	1	1	0	0 0 2	
Team					4 6 10		0	0	1			
Totals		18.63	8.23	5.8	16 26 42	22 15	43	8	14	3	0 7	3

NOV. 21, 2021 | NO. 2/2 VS. UCONN | PARADISE ISLAND, BAHAMAS



Official Basketball Box Score - Final
South Fla. at UConn
 11/20/21 Atlantis Resort, Paradise Island
 2021-22 Bad Boy Mowers Women's Battle 4 Atlantis

Game Time: 12:00 AM
 Game Duration: 1:34
 Attendance: 1,124

Officials: Karen Presto, Jeff Smith, Ashley Goss

South Fla. - 53

Record: 3-2

NO. Name	Min	FG	3P	FT	Rebounds	Fouls	TP	AS	TO	ST	Blocks	+	-
		M-A	M-A	M-A	OR DR TOT	PF FD					BS BA		
20 Bethy Mununga	F 32:41	7-12	1-2	0-0	3 5 8	2 0	15	2	3	2	0	0	-9
21 Shae Leverett	F 31:42	2-3	0-0	0-0	3 5 8	1 1	4	1	0	1	0	0	3
3 Sydney Harvey	G 33:54	2-10	2-7	0-0	0 0 0	1 1	3	6	3	2	0	0	3
4 Elisa Pinzan	G 38:21	3-8	2-4	0-0	0 3 3	3 0	8	6	1	1	0	1	-1
5 Elena Tsineke	G 35:40	7-20	2-4	1-2	4 3 7	4 2	17	4	1	2	0	2	-7
32 Dulcy Mendjadeu Fankam	G 08:18	1-3	0-0	0-0	0 0 0	2 0	2	0	0	0	0	0	10
1 Maria Alvarez	10:05	0-3	0-3	1-2	0 2 2	0 2	1	1	0	0	0	0	-10
22 Aerial Wilson	01:39	0-0	0-0	0-0	0 0 0	0 0	0	0	0	0	0	0	-6
12 Cristina Bermejo	07:19	0-0	0-0	0-0	0 0 0	0 0	1	0	0	0	0	0	2
13 Sara Guerreiro	00:21	0-0	0-0	0-0	0 0 0	0 0	0	0	0	0	0	0	0
Team					5 1 6		0	3					
Totals		22-59	7-20	2-4	15 19 34	13 9	53	17	11	8	0	3	-7

Technical Fouls: NONE

Shooting By Period	1 st	2 nd	3 rd	4 th	GM
FG%	5-12 41.7%	4-14 28.6%	9-20 45.0%	4-13 30.8%	22-59 37.3%
3PT%	1-6 16.7%	2-4 50%	2-4 50%	0-0 0%	7-20 35.0%
FT%	0-0 0%	1-2 50%	0-0 0%	0-0 0%	2-4 50.0%
GM FG%	22-59 37.3%	7-20 35.0%	2-4 50.0%		

Dead Ball Rebounds: 1, 0

UConn - 60

Record: 3-0

NO. Name	Min	FG	3P	FT	Rebounds	Fouls	TP	AS	TO	ST	Blocks	+	-
		M-A	M-A	M-A	OR DR TOT	PF FD					BS BA		
3 Aaliyah Edwards	F 16:28	0-3	0-0	0-0	0 3 3	2 0	0	0	0	0	0	0	-12
20 Olivia Nelson-Osoda	F 35:47	2-3	0-0	1-2	0 5 5	2 3	5	7	2	1	0	0	13
5 Payge Buckers	G 38:11	8-16	3-10	2-2	0 3 3	0 6	21	7	3	1	1	0	6
13 Christyn Williams	G 34:01	3-8	2-5	2-2	0 0 0	4 1	10	0	5	0	0	0	1
22 Evina Westbrook	G 29:59	2-6	0-3	0-0	1 3 4	0 2	4	3	1	1	0	0	7
35 Azzi Fudd	27:15	6-10	6-9	0-0	2 2 2	0 0	18	1	2	0	0	1	15
14 Dorka Juhasz	12:26	1-1	0-0	0-0	1 5 6	0 2	1	1	0	0	0	0	7
10 Nika Muhl	02:29	0-0	0-0	0-0	0 0 0	0 0	0	0	0	0	0	0	-1
33 Caroline Ducharme	03:24	0-0	0-0	0-0	1 0 1	1 1	0	0	0	0	1	0	-1
Team					3 2 5		0	1					
Totals		22-47	11-27	5-6	6 23 29	9 13	60	19	15	4	3	0	7

Technical Fouls: NONE

Shooting By Period	1 st	2 nd	3 rd	4 th	GM
FG%	6-12 50.0%	2-5 40.0%	6-11 54.5%	6-12 50.0%	22-47 46.8%
3PT%	1-6 16.7%	0-0 0%	3-10 30.0%	0-0 0%	11-27 40.7%
FT%	0-0 0%	1-2 50%	2-2 100%	0-0 0%	5-6 83.3%
GM FG%	22-47 46.8%	7-20 35.0%	2-4 50.0%		

Dead Ball Rebounds: 1, 0

Biggest lead	USF	CON
3 (3 rd 0:19)	13 (2 nd 8:05)	
Best Scoring Run	11 (3 rd 0:19)	12 (2 nd 8:05)
Lead Changes	2	
Times Tied	2	
Time with Lead	01:12	37:03

Points from Turnovers	USF	CON
14	12	14
Paint	20	16
Second Chance	8	5
Fast Breaks	6	5
Bench	3	20

Period by Period Scoring	1st	2nd	3rd	4th	TOT
USF	14	11	20	8	53
CON	18	16	11	15	60

NOV. 22, 2021 | VS. NO. 9/9 OREGON | PARADISE ISLAND, BAHAMAS



Official Basketball Box Score - Final
Oregon at South Fla.
 11/22/21 Atlantis Resort, Paradise Island
 2021 Bad Boy Mowers Women's Battle 4 Atlantis

Game Time: 2:30 PM
 Game Duration: 2:30
 Attendance: 269

Officials: Julie Krommerhoek, Jeff Smith, Teresa Shuck

Oregon - 62

Record: 3-2

NO. Name	Min	FG	3P	FT	Rebounds	Fouls	TP	AS	TO	ST	Blocks	+	-
		M-A	M-A	M-A	OR DR TOT	PF FD					BS BA		
22 Kylee Watson	F 27:47	2-6	0-0	1-2	1 6 7	4 5	5	1	2	0	1	2	-6
32 Sedona Prince	F 26:57	3-6	0-0	7-9	2 4 6	2 8	13	3	3	0	1	1	-16
0 Anisee Hurst	G 37:14	6-13	3-7	0-0	0 2 2	3 0	15	3	3	2	2	2	-1
23 Maddie Scherr	G 19:06	2-4	1-1	0-0	0 2 2	5 1	5	2	7	0	0	0	0
33 Sydney Parrish	G 35:54	7-10	1-3	0-0	0 1 1	4 2	15	1	3	0	0	0	-10
10 Chanyaya Pinto	29:17	1-2	0-0	0-0	0 7 7	5 1	3	1	5	0	0	0	0
15 Phillipina Kyei	10:40	2-6	0-0	0-0	1 2 3	1 1	4	0	1	0	0	2	-5
5 Shannon Dufficy	13:05	0-1	0-1	2-2	1 2 3	0 1	2	0	1	0	1	0	-7
Team					2 2 4		0		0				
Totals		23-48	6-14	10-13	7 28 35	24 19	62	11	25	2	5	7	-9

Technical Fouls: NONE

Shooting By Period	1 st	2 nd	3 rd	4 th	GM
FG%	7-13 53.8%	4-4 100.0%	0-0 0%	4-9 44.4%	5-10 50.0%
3PT%	0-0 0%	1-2 50%	0-0 0%	0-0 0%	2-2 100%
FT%	1-2 50%	2-2 100%	0-0 0%	2-2 100%	7-16 43.8%
GM FG%	23-48 47.9%	6-14 42.9%	10-13 76.9%		

Dead Ball Rebounds: 2, 0

South Fla. - 71

Record: 4-2

NO. Name	Min	FG	3P	FT	Rebounds	Fouls	TP	AS	TO	ST	Blocks	+	-
		M-A	M-A	M-A	OR DR TOT	PF FD					BS BA		
20 Bethy Mununga	F 24:30	1-5	0-1	0-0	2 4 6	5 2	2	1	3	1	3	0	2
21 Shae Leverett	F 23:29	0-0	0-0	0-0	2 2 4	3 2	0	0	1	3	0	0	0
3 Sydney Harvey	G 33:46	5-13	4-7	8-10	0 2 2	1 8	22	1	0	2	1	3	12
4 Elisa Pinzan	G 34:25	7-10	4-4	8-8	0 4 4	0 6	26	10	3	4	0	1	6
5 Elena Tsineke	G 31:14	2-15	0-3	0-0	3 2 5	3 1	4	2	3	1	0	1	7
12 Cristina Bermejo	10:25	0-2	0-0	0-0	0 0 0	3 0	0	0	1	1	0	0	9
1 Maria Alvarez	08:25	0-3	0-2	0-0	0 0 0	0 0	0	2	0	1	0	0	0
32 Dulcy Mendjadeu Fankam	25:26	8-15	0-0	1-4	3 4 7	4 4	17	0	0	2	3	0	11
22 Aerial Wilson	04:34	0-0	0-0	0-0	0 0 0	0 0	0	0	0	0	0	0	0
13 Sara Guerreiro	03:46	0-1	0-1	0-0	0 0 0	0 0	0	1	0	1	0	0	-2
Team					5 1 6		0	1					
Totals		23-64	8-18	17-22	15 19 34	19 24	71	17	12	16	7	5	9

Technical Fouls: NONE

Shooting By Period	1 st	2 nd	3 rd	4 th	GM
FG%	5-13 38.5%	1-5 20.0%	0-0 0%	4-9 44.4%	5-10 50.0%
3PT%	0-0 0%	1-2 50%	0-0 0%	0-0 0%	2-2 100%
FT%	1-2 50%	2-2 100%	0-0 0%	2-2 100%	7-16 43.8%
GM FG%	23-64 35.9%	8-18 44.4%	17-22 77.3%		

Dead Ball Rebounds: 3, 0

Biggest lead	ORE	USF
6 (1 st 5:21)	17 (4 th 5:10)	
Best Scoring Run	8 (4 th 0:47)	10 (4 th 5:10)
Lead Changes	1	
Times Tied	2	
Time with Lead	09:30	25:55

Points from Turnovers	ORE	USF
17	28	
Paint	24	22
Second Chance	9	13
Fast Breaks	8	21
Bench	9	17

Period by Period Scoring	1st	2nd	3rd	4th	TOT
ORE	18	9	12	23	62
USF	13	16	17	25	71

NOV. 26, 2021 | VS. STANFORD | NASSAU, BAHAMAS



Official Basketball Box Score - Final
South Fla. at Stanford
 11/26/21 Baha Mar Convention Center, Nassau
 2021-22 Women's Basketball

Game Time: 12:00 PM
 Game Duration: 1:49
 Attendance: 205

Officials: Lisa Jones, Michael McConnell, Natasha Carry

South Fla. - 57

Record: 5-2

NO. Name	Min	FG	3P	FT	Rebounds	Fouls	TP	AS	TO	ST	Blocks	+	-
		M-A	M-A	M-A	OR DR TOT	PF FD					BS BA		
20 Bethy Mununga	F 38:06	2-12	0-3	2-4	8 15 23	2 4	6	4	0	0	2	2	6
21 Shae Leverett	F 12:46	0-1	0-0	0-0	2 2 4	5 1	0	0	0	0	0	0	0
3 Sydney Harvey	G 28:26	4-7	3-4	4-4	1 2 3	1 3	15	0	3	2	0	0	-3
4 Elisa Pinzan	G 40:00	3-11	3-7	2-3	1 4 5	0 2	11	6	3	2	0	1	3
5 Elena Tsineke	G 33:58	7-20	0-2	0-0	3 2 5	2 1	14	2	2	0	0	2	9
32 Dulcy Mendjadeu Fankam	21:32	4-12	0-0	0-0	2 1 3	3 0	8	0	1	2	0	2	4
1 Maria Alvarez	03:05	0-1	0-1	0-0	0 0 0	0 0	0	0	0	0	0	0	5
12 Cristina Bermejo	16:07	1-3	1-3	0-0	0 0 0	0 3	3	1	1	0	0	0	-8
13 Sara Guerreiro	01:11	0-0	0-0	0-0	0 0 0	0 0	0	0	0	0	0	0	0
11 Patience Williams	03:02	0-0	0-0	0-0	0 0 0	1 0	0	0	1	0	0	0	-2
0 Odeth Betancourt	01:31	0-0	0-0	0-0	0 0 0	0 0	0	0	1	0	0	0	1
22 Aerial Wilson	00:16	0-0	0-0	0-0	0 0 0	0 0	0	0	0	0	0	0	0
Team					7 2 9		0	1					
Totals		21-67	7-20	8-11	24 28 52	14 14	57	13	16	6	2	7	3

Technical Fouls: NONE

Shooting By Period			
1 st	FG%	5-22	22.7%
	3PT%	1-6	16.7%
	FT%	4-4	100%
2 nd	FG%	5-13	38.5%
	3PT%	3-6	50.0%
	FT%	0-0	0%
3 rd	FG%	5-14	35.7%
	3PT%	1-3	33.3%
	FT%	0-0	0%
4 th	FG%	6-18	33.3%
	3PT%	2-5	40.0%
	FT%	4-7	57.1%
GM	FG%	21-67	31.3%
	3PT%	7-20	35.0%
	FT%	8-11	72.7%

DEC. 12, 2021 | VCU | RICHMOND, VA.



Official Basketball Box Score - Final
South Fla. at VCU
 12/12/21 Stuart C. Siegel Center, Richmond
 2021-22 Women's Basketball

Game Time: 1:00 PM
Game Duration: 1:59
Attendance: 393

Officials: Tom Danaher, Isaac Johnson, Lauren Niemiera

South Fla. - 64		Record: 6-3																			
NO. Name	Min	FG		3P		FT	Rebounds		Fouls		TP	AS	TO	ST	Blocks			+/-	Shooting By Period		
		M/A	M/A	M/A	M/A		DR	UT	PF	FO					BS	BA	BB				
20 Bethy Mununga	19:16	0-3	0-0	0-0	2	4	8	12	0	2	2	1	3	1	0	0	-1	1st	FG%	6-13	46.2%
32 Ducky Mendjadesou Fankam	29:21	10-11	0-0	2-3	4	5	9	4	5	22	0	3	0	0	0	5	FT%	0-0	0%	0%	
3 Sydney Harrell	6:20	2-7	2-4	0-0	3	3	0	0	0	6	1	4	1	0	0	0	2nd	FG%	4-15	26.7%	
4 Elisa Pinzan	6:38	6-8	3-4	9-10	0	4	0	0	5	24	1	5	2	0	0	0	3rd	FT%	4-4	100%	
5 Elena Tsineke	18:14	3-9	1-4	0-0	1	0	1	2	1	7	1	0	0	0	0	-13	4th	FG%	4-10	40%	
12 Cristina Bermejo	13:10	0-1	0-0	0	0	1	1	5	0	0	1	1	0	1	0	16	3rd	FT%	2-2	100.0%	
13 Sara Guerreiro	17:33	1-6	1-2	0-0	2	0	2	0	0	3	2	0	0	0	0	21	FT%	0-0	0%	0%	
11 Shae Leverett	12:15	0-0	0-0	0	2	1	3	2	0	0	0	2	0	0	0	-5	4th	FG%	8-13	61.5%	
1 Maria Alvarez	05:47	0-2	0-1	0-0	0	0	0	1	1	0	0	0	0	0	0	-4	3rd	FG%	3-6	50%	
22 Jazmine Laine	01:46	0-0	0-0	0-0	0	0	0	0	0	0	0	0	0	0	0	0	FT%	9-11	81.8%		
21 Aerial Wilson	11:28	0-2	0-2	0-0	1	1	2	0	0	0	1	1	0	0	0	0	GM	FG%	22-50	44.0%	
12 Patience Williams	06:44	0-1	0-0	0-0	0	0	0	0	0	0	0	0	0	0	0	-2	3rd	FT%	7-18	38.9%	
Team					2	4	6					8	19	4	1	1	7	FT%	13-15	86.7%	
Totals		22-50	7-18	13-15	15	27	42	16	14	64	8	19	4	1	1	7					

Technical Fouls::NONE

[illegible]

Dead Ball Rebounds: 2.

	USF	VCU	Points from	USF	VCU	Period by Period Scoring					
Biggest lead	7 (4 th 0:21)	16 (3 rd 5:30)	Turnovers	5	17		1st	2nd	3rd	4th	TOT
Best Scoring Run	16 (4 th 3:11)	15 (3 rd 5:30)	Paint	20	20	USF	13	13	10	28	64
Lead Changes			Second Chance	16	5						
Times Tied	3		Fast Breaks	0	13	VCU	15	12	22	8	57
Time with Lead	08:07	29:59	Bench	3	14						

DEC. 17, 2021 | HIGH POINT | TAMPA, FLA.



Official Basketball Box Score - Final
High Point at South Fla.
 12/17/21 Yuengling Center, Tampa
 2021-22 Women's Basketball

Game Time: 7:00 PM
Game Duration: 1:41
Attendance: 1,562

Officials: Joseph Vaszily, Teresa Stuck, Tasha Smith

High Point - 46		Record: 3-6																	
NO.	Name	Min	M-A	M-A	M-A	OR	DR	OT	FF	FD	TP	AS	TO	ST	BS	BA	+/-	Shooting By Period	
3	Jaden Wrightsell	F 21:02	3-9	1-4	2-2	0	3	3	4	9	0	2	1	0	1	0	1	0	1st FG% 5-14 35.7%
2	Nakyah Terrell	G 27:52	2-4	0-0	3-4	1	2	3	3	3	7	1	3	1	0	0	0	-13	3PT% 2-7 28.6%
4	Cyndyn Johnson	G 35:19	2-10	1-6	0-0	0	4	4	3	1	5	2	0	0	1	1	0	0	FT% 0-0 0%
10	Callie Scheier	G 28:16	1-6	1-6	0-0	0	1	1	1	1	3	0	0	2	0	0	0	0	2nd FG% 4-13 30.8%
12	Jensen Edwards	G 32:53	7-11	3-4	0-0	0	3	3	7	17	1	4	1	0	0	0	0	-12	3PT% 0-5 0.0%
5	Claire Wyatt	G 37:10	0-0	0-0	0-0	0	0	0	0	0	0	0	0	0	0	0	0	0	FT% 3-4 75%
11	Jordan Edwards	24:28	0-3	0-3	0-0	0	1	2	2	0	3	1	3	0	0	0	0	-11	3rd FG% 5-14 35.7%
15	Amaria McNear	16:22	0-4	0-3	4-4	0	4	4	3	2	4	0	2	0	1	0	0	0	FT% 4-10 40.0%
0	Courtney Meadows	06:31	0-2	0-1	1-2	0	0	0	0	1	1	0	0	0	0	0	0	0	4th FG% 10-18 55.6%
Team						1	0	1		0			0						3PT% 0-5 0.0%
Totals			15-49		6-27	10-12	2	18	20	17	20	46	7	12	8	2	2	-16	FT% 7-8 87.5%
Technical Fouls:NONE																			
GM FG% 15-49 30.6%																			
3PT% 6-27 22.2%																			
FT% 10-12 83.3%																			

Dead Ball Rebounds: 1, 0

South Fla. - 62			Record: 3-3																
NO.	Name	Min	FG	FG	3P	FT	Rebounds		Fouls		TP	AS	TO	ST	Blocks			Shooting By Period	
			M/A	M/A	M/A	OR	DR	TS	FF	FD					BS	BA			
20	Bethy Munning	F 24:45	6-8	2-2	2-2	1	4	3	4	16	1	3	1	0	0	11	1st FG	4-12	33.3%
32	Lucy Mendijaiade Fankam	22:38	7-10	0-0	5-8	1	3	4	4	19	0	4	1	0	0	7	3PT%	3-4	75.0%
4	Elisa Pinzan	G 23:49	1-3	0-1	0-0	0	3	3	1	10	2	0	0	0	15	2nd FG	6-14	42.9%	
5	Elena Okne	G 25:14	4-7	1-1	5-5	0	2	2	2	3	14	5	3	0	0	16	3PT%	1-3	33.3%
22	Aerial Wilson	O 1:55	0-0	0-0	0-0	0	0	0	0	0	0	0	0	0	0	17	FT%	2-2	100%
21	Shae Leverett	15:34	1-3	0-0	0-0	0	5	5	1	2	0	1	0	2	0	11	3rd FG	8-9	88.9%
1	Mar Alvarez	24:00	3-7	1-5	2-2	0	4	4	2	2	9	0	1	0	0	12	3PT%	0-0	0.0%
12	Cristina Bermejo	15:15	0-2	0-0	0-0	0	2	2	0	0	0	1	0	1	5	FT%	2-2	100%	
2	Mihaela Latic	06:09	0-1	0-0	0-0	1	1	2	0	1	0	1	0	0	2	4th FG	4-10	40.0%	
13	Sara Guerrero	07:26	0-0	0-0	0-0	0	0	0	2	1	0	0	0	0	9	3PT%	0-3	0.0%	
24	Bella Weyer	02:59	0-1	0-1	0-0	0	1	1	0	0	0	0	0	0	-2	FT%	7-9	77.8%	
0	Odeh Betancourt	01:48	0-1	0-0	0-0	0	1	1	0	0	0	0	0	0	-2	GM FG	22-45	48.9%	
11	Patience Williams	01:48	0-0	0-0	0-0	0	1	1	0	0	0	1	0	0	-2	3PT%	4-10	40.0%	
																FT%	14-17	82.4%	
Team																			
Totals			22:45	4-10	14-17	6	33	39	20	17	62	17	18	3	2	2	16	Dead Ball Rebounds: 2.0	

Technical Fouls: NONE

	HPU	USF	Points from	HPU	USF	Period by Period Scoring					
Biggest lead	7 (1st 5:11)	18 (4th 2:59)	Turnovers	10	12	1st	2nd	3rd	4th	TOT	
Best Scoring Run	5 (1st 6:53)	7 (1st 0:33)	Paint	16	32	HPU	12	11	14	9	46
Lead Changes	1	1	Second Chance	5	4						
Times Tied	2		Fast Breaks	0	4	USF	14	15	18	15	62
Time with Lead	05:49	30:21	Bench	5	11						

DEC. 15, 2021 | STETSON | TAMPA, FLA.



Official Basketball Box Score - Final
Stetson at South Fla.
 12/15/21 Yuengling Center, Tampa
 2024-25 Men's Basketball

Game Time: 11:00 AM
Game Duration: 1:42
Attendance: 2,847

Officials: Ed Sidlasky, Jeffrey Smith, Ashley Gloss

Stetson - 50		Record: 6-5																								
NO. Name	Min	FG		3P		FT		Rebounds		Fouls		TP		AS		TO		ST		Blocks		a/-	Shooting By Period			
		M	A	M	A	M	A	OR	DR	TOT	P	F	O	I	S	O	S	T	BS	BA	1st		FGM	FGA		
1 Mali Morgan-Elliott	27:06	0-5	0-1	0-0	1-1	2	3	0	0	1	3	1	3	1	3	1	3	1	3	1	3	-17	1st	FGM	8-16	50.0%
2 Tatiana Streun	F 23:21	3-10	1-2	0-0	2	4	6	2	1	7	1	6	2	1	6	2	1	6	2	1	3	-7	3PT%	3-15	20.0%	
4 Ayssa Hargrove	F 29:35	0-4	0-1	0-0	0	0	0	0	0	0	0	0	0	0	0	0	0	0	0	0	0	0	3PT%	0-2	0.0%	
11 TJay Robertson	F 25:59	9-23	0-0	2-3	0-0	2	2	2	0	12	0	10	0	0	0	0	0	0	0	0	0	-7	2nd	FGM	3-15	20.0%
15 Wesley Wazerud-Din	G 28:26	0-5	0-4	2-2	0-0	0	0	1	1	2	2	2	2	2	2	2	2	2	2	0	0	-24	3rd	FGM	0-0	0.0%
5 Kya Turner	29:50	4-7	1-1	2-4	3	2	5	0	4	11	0	1	1	1	1	1	1	1	1	0	0	-18	2nd	FGM	4-11	36.4%
12 Ayanna Dublin	20:21	3-12	0-1	3-3	2	2	4	2	2	9	3	2	0	0	2	9	0	2	9	0	0	-9	3PT%	1-3	33.3%	
23 Khymya McNeal	11:32	3-5	2-4	1-1	0	1	1	1	1	9	0	1	0	0	0	0	0	0	0	0	0	-6	1st	FG	5-6	83.3%
3 Maddie Novak	02:20	0-0	0-0	0-0	0	0	0	0	0	0	0	1	0	0	0	0	0	0	0	0	0	0	4th	FGM	3-15	20.0%
0 Haley Stinebrickner	01:15	0-0	0-0	0-0	0	0	0	0	0	0	0	0	0	0	0	0	0	0	0	0	0	0	3PT%	2-7	28.6%	
31 Landyn Owens	01:15	0-0	0-0	0-0	0	0	0	0	0	0	0	0	0	0	0	0	0	0	0	0	0	0	FT%	3-4	75%	
Team					3	6	9			0	1												GM	FGM	18-57	31.6%
Totals		18-57	6-17	6-10	11	23	34	11	10	50	8	17	7	1	9	19								3PT%	6-17	35.3%
																						Technical Fouls: NONE				
Futsal Ball Batted out																										

Dead Ball Rebounds: 1, 0

South Fla. - 69

Record: 7-3

Dead Ball Rebounds: 1-0

NO.	Name	Min	FG M-A	3P M-A	FT M-A	Rebounds OR DR	Fouls PF FO	TP	AS	TO	ST	Blocks BS BA	+/-	Shooting By Period						
11	Patience Williams	F 05:56	2-2	0-0	0-1	0 2	2	0	1	4	0	0	1	1	0	3	1st	FG% 6-14	42.9%	
32	Dulcy Mendijsade Fankam	F 11:39	3-8	0-0	1-1	2 4	6	4	1	7	1	2	0	1	1	0	1	FT% 5-5	100%	
3	Sydni Harvey	G 21:55	0-6	0-4	1-2	2	0	0	1	1	1	2	0	0	0	1	6	2nd	FG% 8-15	53.3%
4	Elisa Pinzan	G 27:04	5-7	2-4	0-0	0 1	1	0	12	6	2	1	0	0	0	12	12	3PT% 2-4	50.0%	
13	Sara Guerrero	G 05:47	1-2	0-0	0-0	0 0	1	1	2	0	0	0	0	0	0	7	7	FT% 2-2	100%	
5	Elena Tsineke	G 22:57	4-7	0-1	2-2	0 1	1	2	3	3	2	0	0	0	0	23	23	3rd	FG% 5-15	33.3%
20	Bethy Mununga	G 20:13	3-7	0-0	0-0	2 7	9	0	1	6	0	3	1	2	0	12	12	3PT% 0-4	0.0%	
21	Shae Leverett	G 23:14	3-3	0-0	4-4	3 6	9	0	2	10	0	0	2	3	0	14	14	FT% 1-2	50%	
1	Maria Alvarez	G 12:58	0-5	0-4	0-0	0 2	2	0	0	1	0	1	0	0	1	2	4th	FG% 9-17	52.9%	
12	Cristina Bermejo	G 13:51	0-3	0-0	0-0	0 0	0	0	1	0	1	0	0	0	0	10	10	3PT% 3-7	42.9%	
22	Aerial Wilson	G 12:56	2-3	1-2	0-0	0 1	1	2	0	5	1	1	0	1	0	7	7	FT% 0-1	0%	
2	Mihaela Lazic	G 11:50	3-5	1-0	0-0	1 0	1	0	0	7	4	0	0	0	0	12	12	GM FG% 28-61	45.9%	
0	Odeth Betancourt	G 05:07	1-1	0-0	0-0	0 1	1	0	2	0	1	0	0	0	0	4	4	FT% 1-8	27.8%	
4	Bella Wetan	G 04:33	1-2	1-1	0-0	0 0	0	1	0	3	1	0	0	0	0	2	2	FT% 8-10	80.0%	
Team						1 4	5	0	0	10	13	5	9	1	19		Dead Ball Rebounds: 1-0			
Totals			28-61	5-18	8-10	11 29	40	10	11	69	19	0	5	9	1	19				

Dead Ball Rebounds: 1.0

	STET	USF									
Biggest lead	7 (1 st 8:14)	23 (4 th 2:07)	Points from Turnovers	9	19	Period by Period Scoring					
Best Scoring Run	7 (1 st 8:14)	16 (2 nd 0:30)	Paint	18	40	1st	2nd	3rd	4th TOT		
Lead Changes			Second Chance	5	7	STET	19	6	14	11	50
Times Tied	4		Fast Breaks	3	13	USF	17	20	11	21	69
Time with Lead	09:26	26:33	Bench	29	43						

DEC. 20, 2021 | VS. WEST VIRGINIA | WEST PALM BEACH, FLA.



Official Basketball Box Score - Final
South Fla. at West Virginia
 12/20/21 Student Life Center, West Palm Beach
 2021-22 Women's Basketball

Game Time: 1:47 PM
Game Duration: 1:41

Officials:

South Fla. - 77		Record: 9-3																		
NO. Name	Min	FG		3P		FT	Rebounds		Fouls		TP	AS	TO	ST	Blocks		+/-	Shooting By Period		
		M/A	M-A	M-A	M-A		OR	DR	FF	FD					SB	BA				
20 Bethy Mununga	F 36:38	4-7	0-0	2-2	2	9	11	2	2	10	6	1	2	1	0	27	1st FG% 8-14 57.1%	3PT% 2-4 50.0%	FT% 4-5 80.0%	
32 Dulcy Mendjajede Fankam	F 19:24	5-8	0-0	4-5	4	8	12	4	7	14	1	0	0	0	1	24	2nd FG% 6-10 60.0%	3PT% 2-4 50.0%	FT% 0-0 0%	
3 Sydni Harvey	G 23:57	3-7	2-5	2-2	1	0	1	2	4	10	0	2	0	0	0	13	3rd FG% 7-13 53.8%	3PT% 2-4 50.0%	FT% 5-6 83.3%	
4 Elisa Pinzan	G 31:21	3-5	1-1	1-2	0	1	1	2	1	8	5	4	0	0	0	26	4th FG% 7-11 63.6%	3PT% 1-2 50.0%	FT% 4-5 80.0%	
5 Elena Tsneke	G 30:44	8-15	1-1	3-3	1	1	2	3	3	20	3	1	0	0	0	23	1st FG% 13-23 56.5%	3PT% 3-10 30.0%	FT% 5-6 83.3%	
21 Shae Leverett	16:56	0-0	0-0	0-0	1	1	5	0	0	0	2	0	0	0	4		2nd FG% 3-3 100.0%	3PT% 1-2 50.0%	FT% 4-5 80.0%	
1 Maria Alvarez	21:37	5-6	4-4	0-0	2	2	1	0	0	14	2	4	1	0	0	18	3rd FG% 7-11 63.6%	3PT% 1-2 50.0%	FT% 4-5 80.0%	
12 Cristina Bermejo	07:45	0-0	0-0	1	0	1	1	0	0	0	2	0	0	0	-6		4th FG% 7-11 63.6%	3PT% 1-2 50.0%	FT% 4-5 80.0%	
22 Aerial Wilson	03:32	0-0	0-0	0-0	0	0	0	0	1	0	0	0	0	0	0		1st FG% 8-14 57.1%	3PT% 2-4 50.0%	FT% 4-5 80.0%	
0 Odeth Belcarnot	02:14	0-0	0-0	0-0	0	0	0	0	0	0	1	0	0	0	-1		2nd FG% 3-3 100.0%	3PT% 1-2 50.0%	FT% 4-5 80.0%	
2 Mhaela Latic	01:51	0-0	0-0	1-2	0	0	0	0	1	1	0	0	0	0	-5		3rd FG% 7-13 53.8%	3PT% 2-4 50.0%	FT% 5-6 83.3%	
13 Sara Guerreiro	01:51	0-0	0-0	0-0	0	0	0	0	0	0	1	0	0	0	-5		4th FG% 7-11 63.6%	3PT% 1-2 50.0%	FT% 4-5 80.0%	
11 Patience Williams	01:26	0-0	0-0	0-0	0	0	0	1	0	0	0	0	0	0	-5		1st FG% 8-14 57.1%	3PT% 2-4 50.0%	FT% 4-5 80.0%	
24 Bella Weary	00:44	0-0	0-0	0-0	0	0	0	0	0	0	0	0	0	0	-3		2nd FG% 3-3 100.0%	3PT% 1-2 50.0%	FT% 4-5 80.0%	
Team						1	4	5									Dead Ball Rebounds: 1.0			
Totals		28-48	8-13	13-16	10	26	36	21	19	77	17	18	3	1	1	22				

11%	13-16	61.3%
-----	-------	-------

West Virginia - 55			Record: 6-3													
NO.	Name	Min	FG M-A	3P M-A	FT M-A	Rebounds OR DR TOT	Fouls PF FO	TS	AP	TO	ST	Blocks BS BA	W-L	Shooting By Period		
12	Esmerly Martinez	F 27:54	2-4	0-0	2-3	0	2	2	1	3	6	0	4	0	1	28
14	Kari Niblack	F 16:32	2-6	0-0	2-4	2	1	3	4	2	6	0	1	0	0	-6
00	Jayla Hemingway	G 13:21	0-2	0-1	0-0	1	1	5	0	0	13	0	1	0	1	-14
3	Kirsten Deans	G 37:10	5-10	1-1	3-4	0	1	1	3	5	13	5	3	1	0	-23
30	Madisen Smith	G 32:46	5-11	3-7	2-3	0	0	0	5	15	2	0	0	0	0	-14
5	Jasmine Carlson	12:06	2-6	1-4	0-0	1	1	1	0	5	0	1	0	0	0	-8
22	Blessing Ejoror	13:43	0-2	0-0	0	2	0	2	1	0	0	1	1	0	0	-8
11	Jel'Naya Quinery	21:15	2-5	1-2	1-2	1	0	1	1	3	3	0	1	2	0	-6
2	A'iana Gray	16:28	0-3	0-0	0	1	4	5	1	0	0	1	1	0	0	-7
4	Savannah Samuel	03:27	1-1	0-0	1	1	0	1	1	3	0	0	0	0	0	9
20	Yemiyah Morris	05:23	0-0	0-0	1-2	0	0	0	0	1	0	1	0	0	0	-5
Team						1	1	2			0		0			
Totals			19-50	5-16	12-19	7	10	19	21	55	10	4	4	1	1	-22
														Technical Fouls: NONE		
														3PT% 5-16 31.3%		
														FT% 12-19 63.2%		

Dead Ball Rebounds: 5.0

	USF	WVU	Points from	USF	WVU	Period by Period Scoring					
Biggest lead	29 (4 th 4:18)	0 (1 st 10:00)	Turnovers	19	18		1st	2nd	3rd	4th	TOT
Best Scoring Run	11 (3 rd 0:06)	6 (1 st 1:38)	Paint	30	18	USF	22	14	22	19	77
Lead Changes	0	0	Second Chance	13	6						
Times Tied	0		Fast Breaks	6	11	WVU	17	10	13	15	55
Time with Lead	38:41	00:00	Bench	15	15						

DEC. 21, 2021 | VS. OLE MISS | WEST PALM BEACH, FLA.



Official Basketball Box Score - Final
Ole Miss at South Fla.
 12/21/21 Student Life Center, West Palm Beach
 2021-22 Women's Basketball

Game Time: 1:15 PM
 Game Duration: 1:44

Officials: Kyle Galloway, Cody Cantrell, Adrian Gilmore

Ole Miss - 61

Record: 12-1

NO. Name	Min	FG	3P	FT	Rebounds	Fouls	TP	AS	TO	ST	Blocks	+/
5 Snudda Collins	F 14:40	3-6	2-5	0-0	0 0 0	3 0 8	1	0	0	1	0	4
24 Madison Scott	F 31:08	6-8	0-0	0-0	2 3 5	2 0 12	3	0	2	1	0	7
0 Shakira Austin	C 19:40	4-7	0-1	0-0	2 6 8	4 4 8	1	2	0	1	0	10
2 Mini Reid	G 22:32	0-2	0-1	5-8	0 0 0	1 3 5	3	0	1	0	0	5
3 Donnetta Johnson	G 19:38	2-6	1-1	0-2	1 1 2	1 1 5	0	0	0	0	0	2
1 Lashonda Monk	19:09	3-5	0-0	3-4	0 0 0	0 2 9	1	1	0	0	0	3
10 Destiny Salary	19:23	0-2	0-0	0-0	1 0 1	1 2 0	1	0	0	0	0	0
32 Caitlin McGee	17:45	1-2	0-0	1-2	2 3 5	2 1 3	0	2	1	1	0	-1
15 Angel Baker	30:39	5-13	0-2	1-2	1 2 3	1 1 11	0	3	1	0	0	7
40 Andeja Puckett	05:26	0-0	0-0	0-0	1 1 2	0 0 0	0	0	0	0	0	3
Team					1 3 4		0	1				
Totals		24-51	3-10	10-18	11 19 30	15 14 61	10	9	5	4	0	8

Technical Fouls: NONE

Shooting By Period	1st	2nd	3rd	4th	OT
FG%	6-14 42.9%	3-7 42.9%	3-7 42.9%	3-7 42.9%	0-0 0%
3PT%	0-3 0.0%	0-3 0.0%	0-3 0.0%	0-3 0.0%	0-0 0%
FT%	0-0 0%	0-0 0%	0-0 0%	0-0 0%	0-0 0%
Rebounds	6-15 40.0%	3-7 42.9%	3-7 42.9%	3-7 42.9%	0-0 0%
3PT%	1-3 33.3%	0-3 0.0%	0-3 0.0%	0-3 0.0%	0-0 0%
FT%	1-4 25%	0-0 0%	0-0 0%	0-0 0%	0-0 0%
GM FG%	24-51 47.1%	3-7 42.9%	3-7 42.9%	3-7 42.9%	0-0 0%
FT%	10-18 55.6%	0-0 0%	0-0 0%	0-0 0%	0-0 0%

Dead Ball Rebounds: 5, 0

South Fla. - 53

Record: 9-4

NO. Name	Min	FG	3P	FT	Rebounds	Fouls	TP	AS	TO	ST	Blocks	+/
20 Bethy Mununga	F 32:04	1-3	0-1	0-0	2 6 8	4 0 2	0	1	1	0	0	-9
32 Dulcy Mendjadeu Fankam	F 28:48	0-5	0-0	6-8	3 5 8	2 6 6	0	3	0	0	2	-9
3 Sydney Harvey	G 30:37	5-10	4-6	3-6	1 2 3	0 3 17	1	1	0	0	0	-8
4 Elisa Pinzan	G 40:00	2-5	1-3	3-3	0 0 0	1 2 8	3	4	1	0	0	-8
5 Elena Tsineke	G 30:07	4-11	0-3	2-2	0 1 1	2 1 10	1	2	4	0	1	-10
1 Maria Alvarez	19:16	3-7	2-5	0-0	0 2 2	3 0 8	2	1	1	0	1	2
21 Shae Leverett	17:25	1-4	0-0	0-1	4 1 5	1 3 2	0	0	0	0	0	2
12 Cristina Bermejo	01:43	0-0	0-0	0-0	0 0 0	1 0 0	0	1	0	0	0	0
Team					2 2 4		0	2				
Totals		16-45	7-18	14-20	12 19 31	15 15 53	8	14	7	0	4	-8

Technical Fouls: Coach 4th 1:52

Shooting By Period	1st	2nd	3rd	4th	OT
FG%	4-9 44.4%	3-7 42.9%	3-7 42.9%	3-7 42.9%	0-0 0%
3PT%	3-4 75.0%	0-3 0.0%	0-3 0.0%	0-3 0.0%	0-0 0%
FT%	1-4 25%	6-8 75%	3-6 50%	3-6 50%	0-0 0%
Rebounds	6-14 42.9%	3-7 42.9%	3-7 42.9%	3-7 42.9%	0-0 0%
3PT%	1-4 25%	0-3 0.0%	0-3 0.0%	0-3 0.0%	0-0 0%
FT%	5-7 71.4%	6-8 75%	3-6 50%	3-6 50%	0-0 0%
GM FG%	16-45 35.6%	3-7 42.9%	3-7 42.9%	3-7 42.9%	0-0 0%
FT%	9-14 64.3%	6-8 75%	3-6 50%	3-6 50%	0-0 0%

Dead Ball Rebounds: 4, 0

	OLE	USF
Biggest lead	12 (4 th 4:39)	4 (2 nd 0:05)
Best Scoring Run	8 (4 th 4:39)	5 (2 nd 9:23)
Lead Changes	7	
Times Tied	11	
Time with Lead	20:49	10:16

Points from	OLE	USF
Turnovers	14	6
Paint	26	16
Second Chance	13	5
Fast Breaks	0	3
Bench	23	10

Period by Period Scoring	1st	2nd	3rd	4th	TOT
OLE	12	14	15	20	61
USF	12	18	5	18	53

DEC. 25, 2021 | JACKSONVILLE | TAMPA, FLA.



Official Basketball Box Score - Final
Jacksonville at South Fla.
 12/29/21 Youngling Center, Tampa
 2021-22 Women's Basketball

Game Time: 4:00 PM
 Game Duration: 1:47
 Attendance: 1,996

Officials:

Jacksonville - 57

Record: 7-4

NO. Name	Min	FG	3P	FT	Rebounds	Fouls	TP	AS	TO	ST	Blocks	+/
4 Makayla Edwards	F 32:33	3-8	1-5	0-0	2 2 4	1 0 7	2	2	0	0	1	-9
24 Ashiah Jones	F 29:04	5-8	0-1	0-0	0 1 1	4 2 10	1	1	3	5	0	-1
2 Taylor Hawks	G 37:01	7-13	0-0	5-6	1 2 3	4 5 19	1	2	2	0	0	-13
10 Carmella Walker	G 30:09	0-1	0-0	0-0	0 3 3	1 0 0	1	0	0	0	0	-2
12 Jalsia Dunlap	G 04:32	0-2	0-1	0-0	0 1 1	0 0 0	1	0	0	0	0	-3
11 DeShari Graham	32:31	4-8	0-1	0-0	0 1 1	2 0 8	1	2	0	0	1	-14
3 Da'Nasia Shaw	18:03	2-9	0-3	4-4	1 3 4	2 2 9	0	3	1	0	0	-13
21 Shynia Jackson	16:07	2-3	1-2	0-0	1 2 3	0 0 5	0	1	0	0	0	-10
Team					1 5 6		0	0				
Totals		23-52	2-13	9-10	6 20 26	14 9 57	7	11	6	5	2	-13

Technical Fouls: NONE

Shooting By Period	1st	2nd	3rd	4th	OT
FG%	7-15 46.7%	3-7 42.9%	3-7 42.9%	3-7 42.9%	0-0 0%
3PT%	1-5 20.0%	0-3 0.0%	0-3 0.0%	0-3 0.0%	0-0 0%
FT%	2-2 100%	7-12 58.3%	3-7 42.9%	3-7 42.9%	0-0 0%
Rebounds	6-17 35.3%	4-13 30.8%	3-7 42.9%	3-7 42.9%	0-0 0%
3PT%	1-2 50.0%	0-3 0.0%	0-3 0.0%	0-3 0.0%	0-0 0%
FT%	2-2 100%	5-12 41.7%	3-7 42.9%	3-7 42.9%	0-0 0%
GM FG%	23-52 44.2%	3-7 42.9%	3-7 42.9%	3-7 42.9%	0-0 0%
FT%	9-10 90.0%	7-12 58.3%	3-7 42.9%	3-7 42.9%	0-0 0%

Dead Ball Rebounds: 0, 0

South Fla. - 70

Record: 10-4

NO. Name	Min	FG	3P	FT	Rebounds	Fouls	TP	AS	TO	ST	Blocks	+/
20 Bethy Mununga	F 37:02	6-13	1-2	8-8	6 6 12	1 5 21	1	4	2	1	2	14
32 Dulcy Mendjadeu Fankam	F 29:41	3-10	0-0	2-2	5 6 11	1 2 8	1	0	0	0	1	13
4 Elisa Pinzan	G 30:35	2-7	0-2	0-0	1 4 5	0 2 4	5	2	0	0	0	17
5 Elena Tsineke	G 29:51	8-14	3-5	3-3	0 2 2	2 3 22	3	0	2	0	1	15
13 Sara Guerreiro	G 14:32	0-3	0-1	0-0	1 1 2	1 0 0	0	1	1	0	0	-4
1 Maria Alvarez	25:09	4-9	0-0	0-0	1 1 1	2 1 12	4	1	0	0	0	16
21 Shae Leverett	10:19	0-0	0-0	0-0	0 1 1	1 0 0	0	0	0	0	0	0
22 Aerial Wilson	09:25	1-2	1-2	0-0	0 0 0	0 0 3	1	2	1	0	0	-2
3 Sydney Harvey	08:11	0-2	0-0	0-0	0 0 0	1 1 0	0	1	1	0	0	1
24 Bella Weary	05:15	0-0	0-0	0-0	0 1 0	0 0 0	0	0	0	0	0	-7
Team					3 2 5		0	1				
Totals		24-60	9-21	13-13	16 24 40	9 14 70	17	12	6	2	5	13

Technical Fouls: NONE

Shooting By Period	1st	2nd	3rd	4th	OT
FG%	7-14 50.0%	3-7 42.9%	3-7 42.9%	3-7 42.9%	0-0 0%
3PT%	3-4 75.0%	0-3 0.0%	0-3 0.0%	0-3 0.0%	0-0 0%
FT%	6-8 75%	8-17 47.1%	3-7 42.9%	3-7 42.9%	0-0 0%
Rebounds	6-17 35.3%	4-14 28.6%	3-7 42.9%	3-7 42.9%	0-0 0%
3PT%	2-5 40.0%	0-3 0.0%	0-3 0.0%	0-3 0.0%	0-0 0%
FT%	4-4 100%	5-15 33.3%	3-7 42.9%	3-7 42.9%	0-0 0%
GM FG%	24-60 40.0%	3-7 42.9%	3-7 42.9%	3-7 42.9%	0-0 0%
FT%	13-13 100.0%	8-17 47.1%	3-7 42.9%	3-7 42.9%	0-0 0%

Dead Ball Rebounds: 0, 0

	JAC	USF
Biggest lead	0 (1 st 10:00)	16 (3 rd 2:51)
Best Scoring Run	6 (2 nd 4:59)	8 (2 nd 0:34)
Lead Changes	0	
Times Tied	0	
Time with Lead	00:00	39:39

Points from	JAC	USF
Turnovers	9	13
Paint	34	30
Second Chance	6	14
Fast Breaks	4	15
Bench	21	15

Period by Period Scoring	1st	2nd	3rd	4th	TOT
JAC	17	16	11	13	57
USF	23	21	14	12	70

JAN. 2, 2022 | MEMPHIS | TAMPA, FLA.

POSTPONED
NEW DATE & TIME TBA

JAN. 5, 2022 | AT CINCINNATI | CINCINNATI, OHIO



Official Basketball Box Score - Final
South Fla. at Cincinnati
 01/05/22 Fifth Third Arena, Cincinnati
 2021-22 Women's Basketball

Game Time: 7:00 PM
 Game Duration: 1:56
 Attendance: 310

Officials: Karen Presto, Tom Danagher, Bruce Morris

South Fla. - 61

Record: 11-4 (1-0)

NO. Name	Min	FG	3P	FT	Rebounds	Fouls	TP	AS	TO	ST	Blocks	+/
20 Bethy Mununga	F 35:21	4-7	0-0	6-9	4 11 15	4 6 14	1	4	1	0	2	13
32 Dulcy Mendjadeu Fankam	F 19:46	2-6	0-0	0-0	3 5 8	1 3 4	0	2	1	0	0	6
1 Maria Alvarez	G 40:00	4-11	4-11	1-2	0 3 3	2 2 13	7	2	0	0	0	15
5 Elena Tsineke	G 40:00	9-20	0-4	3-6	4 2 6	3 7 21	5	4	0	0	2	15
13 Sara Guerreiro	G 06:56	1-5	0-3	1-1	1 1 2	0 1 3	0	0	0	1	0	8
3 Sydney Harvey	22:54	2-5	2-5	0-0	0 2 2	0 2 6	1	0	0	0	1	14
21 Shae Leverett	20:14	0-1	0-0	0-1	1 1 2	4 1 0	0	1	1	0	1	9
12 Cristina Bermejo	14:49	0-1	0-0	0-0	0 0 0	2 1 0	0	0	0	1	0	-5
Team					5 4 9		0	3				
Totals		22-56	6-23	11-19	18 29 47	16 23 61	14	16	5	0	7	15

Technical Fouls: Tsineke 1st 0:05

Shooting By Period		
1 st	FG% 8-19	42.1%
	3PT% 4-9	44.4%
	FT% 3-5	60%
2 nd	FG% 5-17	29.4%
	3PT% 1-5	20.0%
	FT% 0-1	0%
3 rd	FG% 4-10	40.0%
	3PT% 0-4	0.0%
	FT% 5-8	62.5%
4 th	FG% 5-10	50.0%
	3PT% 1-5	20.0%
	FT% 3-5	60%
GM	FG% 22-56	39.3%
	3PT% 6-23	26.1%
	FT% 11-19	57.9%

JAN. 9, 2022 | WICHITA STATE | TAMPA, FLA.

POSTPONED

RESCHEDULE FOR FEB. 22

JAN. 12, 2022 | AT TULANE | NEW ORLEANS, LA.



Official Basketball Box Score - Final

South Fla. at Tulane

01/12/22 Avron B. Fogelman Arena in Devlin Fieldhouse, New Orleans
2021-22 Women's BasketballGame Time: 6:00 PM
Game Duration: 2:22
Attendance: 577

Officials: Denise Brooks, Joseph Vaszly, Jeffrey Smith

South Fla. - 75

Record: 12-4 (2-0)

NO. Name	Min	FG M-A	3P M-A	FT M-A	Rebounds OR DR TOT	Fouls PF FD	TP	AS	TO	ST	Blocks BS BA	+/-
20 Bethy Mununga	40:00	8-12	0-0	0-0	10-11	2 6 26	1	2	0	0	1 13	
32 Dulcy Mendjadjou Fankam	25:15	9-11	0-0	5-5	4 4 8	3 4 23	0	3	3	3	0 7	
3 Sydni Harvey	24:34	0-5	0-2	0-0	3 2 5	4 0 0	1	3	1	0	0 3	
4 Elisa Pinzan	32:19	1-5	0-1	3-5	0 2 2	3 2 5	4	2	0	0	1 18	
5 Elena Tsineke	30:04	4-14	2-5	2-2	2 1 3	5 2 12	4	1	0	0	0 6	
1 Maria Alvarez	21:56	1-5	1-5	2-2	1 2 3	3 3 5	5	0	0	0	0 1	
21 Shae Leverett	14:45	1-2	0-0	0-0	0 3 3	1 0 2	1	1	1	0	0 6	
12 Cristina Bermejo	09:05	1-2	0-1	0-0	0 0 0	4 0 2	0	2	0	1	0 5	
13 Sara Guerreiro	02:02	0-0	0-0	0-0	0 0 0	1 1 0	0	0	0	0	0 6	
Team					0 0 0	0 0	0	1				
Totals		25-56	3-14	22-25	12 24 36	26 18 75	16	15	5	4	2 13	

Technical Fouls: NONE

Shooting By Period	1st	2nd	3rd	4th	TOT
1st FG%	6-13	46.2%			
3PT%	1-3	33.3%			
FT%	1-1	100%			
2nd FG%	6-17	35.3%			
3PT%	1-4	25.0%			
FT%	6-6	100%			
3rd FG%	9-14	64.3%			
3PT%	1-3	33.3%			
FT%	2-2	100%			
4th FG%	4-12	33.3%			
3PT%	0-4	0.0%			
FT%	13-16	81.3%			
GM FG%	25-56	44.6%			
3PT%	3-14	21.4%			
FT%	22-25	88.0%			

Dead Ball Rebounds: 5.4

Tulane - 62

Record: 8-5 (0-2)

NO. Name		Min	FG	3P	FT	Rebounds	Fouls	TP	AS	TO	ST	Blocks	+/-
			M-A	M-A	M-A	OR DR TOT	PF FD					BS BA	
23 Krystal Freeman	F	38:18	4-14	1-4	0-0	4 6 10	4 1 9	1	0	0	1	1	-6
42 Mia Heide	F	19:30	1-4	0-0	1-1	1 1 2	3 1 3	0	1	0	1	0	-15
0 Arula Clark	G	38:09	4-17	0-2	9-11	2 1 3	2 8 17	5	2	1	0	2	-14
11 Moon Ursin	G	35:20	2-8	1-3	2-4	2 1 3	4 3 7	1	4	1	0	1	-16
14 Dynah Jones	G	32:28	2-12	0-3	12-16	5 0 5	4 12 16	1	1	0	0	0	-10
15 Anijah Grant		14:58	3-4	0-0	1-2	2 2 4	1 1 7	1	1	1	0	0	-6
21 Irina Parau		07:14	0-0	0-0	0-0	0 1 1	0 0 0	1	0	2	0	0	-6
1 Kaila Anderson		07:13	1-1	1-1	0-0	1 2 3	1 0 3	0	0	0	0	0	0
12 Sierra Cheatham		06:50	0-0	0-0	0-0	0 1 1	0 0 0	0	0	0	0	0	1
Team						0 0 0	0 0	0	1				
Totals			17-60	3-13	25-34	17 15 32	19 26 62	10	9	5	2	4	-13

Technical Fouls: 1/Urinn 4th 1:24

Shooting By Period	1st	2nd	3rd	4th	TOT
1st FG%	6-14	42.9%			
3PT%	0-3	0.0%			
FT%	2-2	100%			
2nd FG%	5-16	31.3%			
3PT%	1-5	20.0%			
FT%	4-8	50%			
3rd FG%	4-11	36.4%			
3PT%	2-2	100%			
FT%	6-8	75%			
4th FG%	2-19	10.5%			
3PT%	0-3	0.0%			
FT%	13-16	81.3%			
GM FG%	17-60	28.3%			
3PT%	3-13	23.1%			
FT%	25-34	73.5%			

Dead Ball Rebounds: 7.2

	USF	TUL
Biggest lead	13 (4th 0:27)	5 (2nd 8:11)
Best Scoring Run	7 (1st 8:26)	8 (1st 2:28)
Lead Changes	4	
Times Tied	4	
Time with Lead	28:18	08:46

Points from	USF	TUL
Turnovers	10	18
Paint	40	20
Second Chance	14	13
Fast Breaks	9	7
Bench	9	10

Period by Period Scoring	1st	2nd	3rd	4th	TOT
USF	14	19	21	21	75
TUL	14	15	16	17	62

JAN. 16, 2022 | AT CENTRAL FLORIDA | ORLANDO, FLA.



Official Basketball Box Score - Final

South Florida at UCF

01/16/22 Addition Financial Arena, Orlando
2021-22 Women's Basketball

Game Time: 3:00 PM

Game Duration: 2:01

Attendance: 2,763

Officials: Rod Creech, John Capolino, Meadow Overstreet

South Florida - 51

Record: 12-5 (2-1)

NO. Name	Min	FG	3P	FT	Rebounds	Fouls	TP	AS	TO	ST	Blocks	BS	+/-
		M-A	M-A	M-A	OR DR TOT	PF FD					BA	BA	
20 Bethy Mununga	F 37:55	5-12	0-1	2-2	4 7 11	3 4	12	4	1	2	3	0	-13
32 Dulcy Mendjadjou Fankam	35:49	6-9	0-0	2-3	2 6 8	4 2	14	0	3	2	0	0	-12
3 Sydni Harvey	G 25:53	2-7	1-2	0-0	0 1 1	1 1	5	1	3	0	0	0	-17
4 Elisa Pinzan	G 23:19	0-5	0-4	0-0	0 0 0	0 1	0	4	3	0	0	0	-12
5 Elena Tsineke	G 26:43	3-6	1-2	5-5	2 1 3	0 4	12	1	7	0	0	0	-10
1 Maria Alvarez	27:13	2-9	1-6	0-0	0 0 0	2 2 5	0	0	0	1	0	0	-8
21 Shae Leverett	05:35	0-0	0-0	0-1	0 0 0	2 1 0	0	0	0	0	0	0	-8
12 Cristina Bermejo	07:33	0-1	0-0	0-0	0 0 0	0 0 0	0	0	0	0	0	0	-7
13 Sara Guerreiro	10:00	1-1	1-1	0-0	0 0 0	2 0 3	1	3	2	1	0	0	5
Team					8 0 8		0	0					
Totals		19-50	4-16	9-11	16 15 31	14 15 51	11	19	6	4	1	0	-16

Technical Fouls: Mendjadjou Fankam 4th 6:30

Shooting By Period	1st	2nd	3rd	4th	TOT
1st FG%	6-10	60.0%			
3PT%	1-2	50.0%			
FT%	0-0	0%			
2nd FG%	2-15	13.3%			
3PT%	1-9	11.1%			
FT%	4-6	66.7%			
3rd FG%	6-13	46.2%			
3PT%	1-4	25.0%			
FT%	0-0	0%			
4th FG%	5-12	41.7%			
3PT%	2-4	50.0%			
FT%	5-5	100%			
GM FG%	19-50	38.0%			
3PT%	4-16	25.0%			
FT%	9-11	81.8%			

Dead Ball Rebounds: 2.0

UCF - 67

Record: 12-2 (4-0)

NO. Name	Min	FG M-A	3P M-A	FT M-A	Rebounds OR DR TOT	Fouls PF FD	TP	AS	TO	ST	Blocks BS BA	+/-
5 Masseny Kaba	F 26:15	3-6	0-0	0-0	6 0 6	4 2 6	1	2	1	0	0	14
33 Destiny Thomas	F 31:40	2-3	0-0	0-0	0 4 4	1 1 4	0	4	0	0	0	17
1 Tay Sanders	G 36:31	7-11	1-2	3-6	1 2 3	3 3 18	2	2	2	0	1	13
3 Diamond Battles	G 38:47	8-16	3-4	0-0	0 0 0	1 2 19	2	2	1	0	2	16
23 Alisha Lewis	G 40:00	4-11	2-6	2-4	2 2 4	3 2 12	6	0	4	0	0	16
32 Brittney Smith	22:05	3-7	0-0	2-4	1 4 5	3 3 8	0	2	0	1	1	1
25 Ahna Burney	02:20	0-0	0-0	0-0	0 0 0	0 0 0	0	0	0	0	0	2
31 Shania Meertens	02:22	0-1	0-0	0-0	0 0 0	0 0 0	0	0	0	0	0	1
Team					4 3 7	0 0	0					
Totals		27-55	6-12	7-14	14 15 29	15 13 67	11	12	8	1	4	16

Technical Fouls: NONE

Shooting By Period	1st	2nd	3rd	4th	TOT
1st FG%	9-17	52.9%			
3PT%	1-2	50.0%			
FT%	0-0	0%			
2nd FG%	7-13	53.8%			
3PT%	2-4	50.0%			
FT%	2-4	50%			
3rd FG%	7-12	58.3%			
3PT%	2-2	100%			
FT%	2-4	50%			
4th FG%	4-13	30.8%			
3PT%	1-4	25.0%			
FT%	3-6	50%			
GM FG%	27-55	49.1%			
3PT%	6-12	50.0%			
FT%	7-14	50.0%			

Dead Ball Rebounds: 6.0

	USF	UCF
Biggest lead	0 (1st 10:00)	23 (3rd 0:36)
Best Scoring Run	10 (4th 2:28)	7 (1st 7:49)
Lead Changes	0	
Times Tied	0	
Time with Lead	00:00	39:42

Points from	USF	UCF
Turnovers	13	12
Paint	28	24
Second Chance	7	13
Fast Breaks	2	4
Bench	8	8

Period by Period Scoring	1st	2nd	3rd	4th	TOT
USF	13	9	12	17	51
UCF	19	18	18	12	67



Official Basketball Box Score - Final

Tulsa at South Fla.

01/19/22 Yungling Center, Tampa
2021-22 Women's Basketball

Game Time: 7:00 PM

Game Duration: 1:54

Attendance: 1,596

Officials: Ed Salsky, Mark Pesch, Talisa Green

Tulsa - 63

Record: 12-3 (2-2)

NO.	Name	Min	FG M-A	3P M-A	FT M-A	Rebounds OR DR TOT	Fouls PF FD	TP	AS	TO	ST	Blocks BS BA	+/-
2	Temira Poindexter	F 22:58	3-12	1-6	3-3	3 2 5	3 3 10	0	2	0	2	3 -8	
10	Maya Mayberry	G 22:15	3-6	2-3	0-0	0 1 1	3 1 8	1	1	0	1	1 -4	
11	Maddie Bittle	G 29:28	4-10	1-3	2-3	0 2 2	5 3 11	1	2	0	0	0 -1	
12	Wyvette Mayberry	G 37:04	9-18	2-3	3-6	1 3 4	4 5 23	4	2	3	0	2 -2	
21	Rebecca Lescay	G 33:53	3-12	0-1	0-2	1 9 10	4 2 6	4	4	0	0	1 -1	
5	Delanie Crawford	G 30:42	1-2	0-1	0-0	1 3 4	2 0 2	1	0	1	0	0 -6	
13	Jessica Evans	18:44	0-2	0-0	0-0	0 8 8	2 2 0	1	1	0	1	2 0 4	
24	Madi Washington	04:56	1-1	1-1	0-0	0 1 1	0 0 0	0	0	0	0	0 0 3	
Team						5 1 6	0 1	0	1				
Totals			24-63	7-18	8-14	11 30 41	23 16 63	12	13	4	5	7 -3	

Technical Fouls: NONE

Shooting By Period			
1 st FG%	6-17	35.3%	
3PT%	1-5	20.0%	
FT%	1-2	50%	
2 nd FG%	9-18	50.0%	
3PT%	4-5	80.0%	
FT%	0-0	0%	
3 rd FG%	6-13	46.2%	
3PT%	2-6	33.3%	
FT%	4-7	57.1%	
4 th FG%	3-15	20.0%	
3PT%	0-2	0.0%	
FT%	3-5	60%	
GM FG%	24-63	38.1%	
3PT%	7-18	38.9%	
FT%	8-14	57.1%	

JAN. 22, 2022 | TEMPLE | TAMPA, FLA.



Official Basketball Box Score - Final
Temple at South Fla.
01/22/22 Yuengling Center, Tampa
2021-22 Women's Basketball

Game Time: 3:00 PM
Game Duration: 2:14
Attendance: 2,177

Officials: Denise Brooks, Joseph Vaszily, Teresa Luck

Temple - 67

Temple - 67		Record: 8-7 (3-1)																	
NO.	Name	Min	FG	3P	FT	Rebounds	Fouls	TP	AS	TO	ST	Blocks	BS	BA	+	-	Shooting By Period		
			M	A	M	A	R	P	F	F	P		B	A					
20	Alexa Williamson	F 39:23	6-16	0-0	6-9	2	7	9	4	7	18	0	3	2	3	0	-10	1 st FG: 6-16 37.5%	
25	Mia Davis	F 35:12	9-20	0-2	8-12	3	3	6	4	7	26	1	1	0	0	0	-2	3PT: 0-2 0.0%	
1	Jasha Clinton	G 27:24	3-5	1-2	0-1	0	0	0	5	1	7	2	2	0	0	0	-4	FT: 4-4 100%	
10	Aniya Gouridine	G 43:55	5-14	0-2	2-2	1	7	8	4	2	12	10	2	1	0	0	-7	2 nd FG: 3-14 21.4%	
12	Emani Mayo	G 42:41	1-4	0-1	0-0	3	1	4	5	0	2	0	1	0	0	0	-6	3PT: 0-2 0.0%	
5	Tierra East	G 13:22	0-1	0-0	0-0	2	4	6	3	0	0	0	2	2	0	0	-3	FT: 2-2 100%	
3	Makayla Walood	G 04:55	0-2	0-0	0-0	1	0	1	0	0	0	0	0	0	0	0	-4	3 rd FG: 5-15 33.3%	
21	Kyrua Wood	G 03:02	0-0	0-0	2-2	0	1	1	0	1	2	0	0	0	0	1	0	-2	3PT: 0-1 0.0%
11	Caranda Perea	G 07:24	0-1	0-0	0-0	0	0	0	0	0	0	0	0	0	1	0	-2	FT: 6-9 66.7%	
24	Shantay Taylor	G 05:18	0-0	0-0	0-0	0	0	0	1	0	0	0	1	0	0	0	-2	4 th FG: 8-13 61.5%	
44	Jalynn Holmes	G 02:24	0-0	0-0	0-0	0	0	0	0	1	0	0	0	0	0	0	-2	3PT: 0-0 0.0%	
																	FT: 3-5 60.0%		
Team						4	2	6			0		1				-	OTFG: 2-5 40.0%	
Totals			24-63	1-7	18-26	16	25	41	26	18	67	13	13	5	5	3	-8	3PT: 1-2 50.0%	
																		Technical Fouls: NONE	

		Shooting By Period	
1 st	FG%	6-16	37.5%
2 nd	FG%	0-2	0.0%
3 rd	FG%	4-14	28.6%
4 th	FG%	5-15	33.3%
5 th	FG%	0-1	0.0%
6 th	FG%	8-13	61.5%
7 th	FG%	0-0	0.0%
8 th	FG%	3-5	60.0%
9 th	FG%	1-2	50.0%
10 th	FG%	3-6	50.0%
11 th	FG%	24-63	38.1%
12 th	FG%	1-7	14.3%
13 th	FG%	18-26	69.2%

Dead Ball Rebounds: 4, 0

South Fla. - 75

South Fla. - 75			Record: 14-5 (3P)															Dress Ball Rebounds - 4	
NO.	Name	Min	FG	3P	FT	Rebounds	Fouls	TP	AS	TO	ST	Blocks	BS	BA	+	-			
20	Bethy Mununga	F 21:32	5-8	0-1	1-1	2	7	9	5	1	11	2	1	0	1	0	14	1st FG 3PT 1-5 20.0% 23.5%	
32	Dulcy Mendijadeu Fankam	F 41:11	6-14	0-1	4-6	1	8	9	4	7	16	0	0	1	1	3	12	3PT% 1.5 20.0% FT% 2.3 66.7%	
3	Sydni Harvey	G 29:02	1-8	0-3	1-2	0	1	1	0	4	3	4	0	1	0	1	0	2nd FG 3PT% 0-1 0.0% 50.0%	
4	Elisa Pinzan	G 36:18	2-7	2-6	4-6	0	3	3	0	3	10	9	2	0	0	0	2	3PT% 0-1 0.0% FT% 4-6 66.7%	
5	Elena Tsineke	G 38:11	7-14	1-2	10-12	0	0	0	1	8	25	1	2	0	0	0	0	3rd FG 3PT% 8-15 53.3%	
21	Shae Leverett	G 05:22	0-1	0-0	0-0	2	0	2	0	0	0	0	0	0	0	0	-6	3PT% 2-4 50.0% FT% 0-0 0.0%	
12	Cristina Bermejo	G 17:41	1-2	0-1	0-0	0	1	1	5	2	2	0	0	0	0	0	-2	3PT% 2-4 50.0% FT% 2-2 100%	
11	Patience Williams	G 03:47	0-0	0-0	0-0	0	1	1	0	0	0	0	0	0	1	0	-4	4th FG 3PT% 0-3 0.0% 0.0%	
2	Mihaela Lazic	G 10:00	1-1	0-0	0-2	0	2	2	1	1	2	2	2	0	0	0	6	3PT% 0-3 0.0% FT% 4-8 50.0%	
13	Sara Guerreiro	G 17:04	2-3	0-0	2-2	0	2	2	2	0	6	0	0	0	0	0	12	OTFG 3PT% 0-4 75.0% 0.0%	
22	Aerial Wilson	G 04:52	0-0	0-0	0-0	1	0	1	0	0	0	0	0	0	0	0	6	3PT% 0-1 0.0% FT% 0-0 0.0%	
Team						4	2	6				0	1					OTFG 3PT% 0-1 0.0% 75.0%	
Totals			25-58	3-14	22-31	10	27	37	18	26	75	18	8	2	3	5	8		
																		Technical Fouls: NONE	

		Shooting By Period	
1 st	FG%	4-7	23.5%
2 nd	FG%	1-5	20.0%
3 rd	FG%	2-3	66.7%
4 th	FG%	5-10	50.0%
5 th	FG%	0-1	0.0%
6 th	FG%	4-6	66.7%
7 th	FG%	8-15	53.3%
8 th	FG%	2-4	50.0%
9 th	FG%	2-2	100%
10 th	FG%	5-12	41.7%
11 th	FG%	0-3	0.0%
12 th	FG%	4-8	50%
13 th	FG%	3-4	75.0%
14 th	FG%	0-1	0.0%
15 th	FG%	10-12	83.3%
16 th	FG%	25-58	43.1%
17 th	FG%	3-14	21.4%
18 th	FG%	22-31	71.0%

Dead Ball Rebounds: 7, 0

		TEM		USF		Points from Turnovers		TEM		USF		Period by Period Scoring	
Biggest lead	7 (2 nd 8:08)	8 (1 st 0:22)				7	16					1 st 2 nd 3 rd 4 th TOT	TOT
Best Scoring Run	8 (2 nd 8:08)	8 (3 rd 9:05)				40	26					TEM	16 8 16 19 8 67
Lead Changes	8					11	7					USF	11 14 20 14 16 75
Times Tied	6					14	8						
Time with Lead	15:49	26:17				2	10						

JAN. 26, 2022 | AT SMU | DALLAS, TEXAS



Official Basketball Box Score - Final
South Fla. at SMU
01/26/22 Moody Coliseum, Dallas
2021-22 Women's Basketball

Game Time: 7:00 PM
Game Duration: 1:47
Attendance: 674

Officials: Fatou Cissoko-Stephens, Bryan Brunette, Sal Esfo

South Fla. - 62

South Fla. - 62			Record: 15-5 (5-1)																		
NO.	Name	Min	FG M-A	3P M-A	FT M-A	Rebounds OR DR	Fouls PF FO	TP	AS	TO	ST	Blocks BS BA	+/-	Shooting By Period							
20	Bethy Mununga	F 35:15	8-12	0-1	1-1	3	10	13	2	3	17	3	1	1	2	0	11	1st	FG%	8-14	57.1%
32	Dulcy Mendijadeu Fankam	F 36:28	7-14	0-0	5-6	3	9	12	3	3	19	0	3	0	0	1	6	3PT%	1-2	50.0%	
3	Sydni Harvey	G 23:37	1-5	0-2	1-2	1	1	2	0	3	3	4	3	1	0	0	-1	FT%	1-2	50%	
4	Elisa Pinzan	G 34:50	3-6	1-3	3-6	1	2	3	1	5	10	10	1	2	0	0	6	2nd	FG%	5-14	35.7%
5	Elena Tsineke	G 36:50	5-10	0-1	0-0	2	2	4	2	2	10	0	3	1	2	0	1	3PT%	0-3	0.0%	
2	Mihaela Lazic	G 01:52	0-1	0-0	0-0	0	0	0	0	0	0	0	0	0	0	0	-2	FT%	2-2	100%	
21	Shae Leverett	G 03:04	0-0	0-0	0-0	0	0	0	0	0	0	0	0	0	0	0	0	3rd	FG%	8-11	72.7%
22	Aerial Wilson	G 01:52	0-1	0-0	0-0	0	0	0	0	0	0	0	0	0	0	0	-2	3PT%	0-0	0.0%	
12	Sara Guerreiro	G 03:10	1-1	0-0	1-0	1	0	1	0	0	2	0	0	0	0	0	5	FT%	4-6	66.7%	
12	Cristina Bermejo	G 23:02	0-1	0-0	1-2	0	4	4	3	1	1	3	1	0	2	0	6	4th	FG%	4-12	33.3%
Team						0	2	2			0		3					3PT%	0-2	0.0%	
Totals			25-51	1-7	11-17	11	30	41	11	17	62	20	15	5	6	2	6	1st	FG%	25-41	49.0%
																		3PT%	1-7	14.3%	

Dead Ball Rebounds: 5, 0

SMU - 56

MU - 56		Record: 9-7 (3-1)															Shooting By Period	
NO.	Name	Min	FG M-A	3P M-A	FT M-A	Rebounds OR DR	Fouls PF FD	TP	AS	TO	ST	Blocks BS BA	+/-	1st	2nd	3rd	4th	
12	Savannah Wilkinson	F 35:33	6-14	0-0	0-0	1 5	6 3	2 12	0	2	0	0 1	1	3PT	FG	7-16	43.8%	
44	Danielle Sanderlin	F 31:01	1-3	0-0	0-0	0 2	2 2	2 0	2	1	0	2 1	1	-11	FT%	0-0	0%	
10	Jasmine Smith	G 36:56	5-13	2-7	0-0	2 1	3 4	3 12	6	2	2	0 2	-6	2nd FG	7-14	50.0%		
13	Reagan Bradley	G 33:42	2-8	1-2	2-2	1 2	3 3	1 7	2	1	2	0 1	-1	3PT%	3-5	60.0%		
32	Kayla White	G 18:33	2-11	0-1	3-4	3 1	4 4	2 7	0	0	0	0 1	-10	FT%	1-2	50.0%		
2	Keyanna Warthen	G 12:45	3-3	0-0	0-0	0 1	1 0	0 6	0	1	0	0 0	-4	3rd FG	6-13	46.2%		
5	Sydne Wiggins	G 31:28	3-9	3-5	1-2	0 2	2 0	3 10	5	2	1	0 1	1	3rd	1-2	50.0%		
1	Desirae Mathis	G 00:02	0-0	0-0	0-0	0 0	0 0	1 0	0	0	0	0 0	0	FT%	3-4	75%		
Team								3 2 5	0 0	0 0								
Totals			22-61 6-15 6-8					10 16 26	17 11	56	14 8	7 2	6 -6					
Technical Fouls: NONE																		
GM FG% 22-61 36.1%																		
3PT% 6-15 40.0%																		
FT% 6-8 75.0%																		

FEB. 9, 2022 | AT TEMPLE | PHILADELPHIA, PA.



Official Basketball Box Score - Final
South Fla. at Temple
02/09/22 The Lacours Center, Philadelphia
Temple vs. South Florida

Game Time: 7:00 PM
Game Duration: 1:48
Attendance: 1,438

South Fla. - 49

Record: 17-6 (7-2)

No.	Name		Min	FG	3P	FT	Rebounds		Fouls		TP	AS	TO	ST	Blocks		+/-	Shooting By Period					
				M-A	M-A	M-A	OR	DR	TP	PF					FT	BS		BS	A	B	FT	3PT	2PT
20	Bethy Mununga	F	39:18	4-12	0-0	5-6	4	8	12	3	5	13	1	3	3	0	1	7	1st	FG%	7-17	41.2%	
32	Dulcy Mendjadjou Fankam	F	32:22	5-11	0-0	1-2	5	10	15	0	1	11	1	1	0	2	2	3	3PT%	2-3	66.7%		
3	Sydni Harvey	G	28:35	1-7	0-3	0-0	0	3	3	0	2	2	1	0	0	0	0	2	FT%	2-2	100%		
4	Elisa Pinzan	G	40:00	2-7	1-5	3-4	0	1	1	1	4	8	2	2	1	0	0	9	2nd	FG%	5-19	26.3%	
5	Elena Tsineke	G	33:26	6-18	1-2	0-0	0	1	1	1	2	13	2	6	3	0	1	5	3PT%	0-5	0.0%		
21	Shae Leverett	F	07:53	1-1	0-0	0-0	1	3	4	1	1	2	0	0	0	0	0	6	FT%	0-0	0.0%		
1	Maria Alvarez	F	08:08	0-3	0-3	0-0	0	1	1	1	0	0	0	0	0	0	0	8	3rd	FG%	5-16	31.3%	
12	Cristina Bermejo	F	06:47	0-1	0-0	0-0	0	0	0	0	0	1	0	0	0	0	0	0	3PT%	0-4	0.0%		
13	Sara Guerreiro	F	03:31	0-1	0-0	0-0	0	1	1	0	1	0	0	0	0	0	0	0	FT%	3-4	75%		
																		4th	FG%	0-9	22.2%		
	Team						4	3	7		0	0						3PT%	0-1	0.0%			
																		FT%	4-6	66.7%			
Totals					19-61	2-13	9-12	14	31	45	7	17	49	7	13	7	2	4	9	GM	FG%	19-61	31.1%
																			3PT%	2-13	15.4%		
																			FT%	9-12	75.0%		
Technical Fouls: NONE																							

Technical Fouls:NONE

Shooting By Period	1st	2nd	3rd	4th	OT
FG%	7-17	41.2%			
3PT%	2-3	66.7%			
FT%	2-2	100%			
1st FG%	5-19	26.3%			
3PT%	0-5	0.0%			
FT%	0-0	0%			
3rd FG%	5-16	31.3%			
3PT%	0-4	0.0%			
FT%	3-4	75%			
4th FG%	2-9	22.2%			
3PT%	0-1	0.0%			
FT%	4-6	66.7%			
GM FG%	19-61	31.1%			
3PT%	2-13	15.4%			
FT%	9-12	75.0%			

Dead Ball Rebounds: 2.0

Temple - 40

Record: 11-10 (6-4)

No.	Name		Min	FG		3P	FT	Reb		Fouls		TP	AS	TO	ST	Blocks		+/-	Shooting By Period						
				M	A	M	A	T	R	O	P					F	D		B	S	B	A	1st	FG%	2nd
21	Kyra Wood	F	28:37	3-5	0-0	0-0	3	8	11	2	0	6	0	1	0	2	1	-9	1st	FG%	6-16	37.5%			
25	Mia Davis	F	30:13	6-21	0-2	2-3	3	4	7	4	13	1	3	0	0	1	-8	3PT%	0-3	0.0%					
5	Tiarra East	G	19:31	2-8	0-1	0-0	0	2	2	2	0	4	0	1	0	0	0	-8	FT%	1-2	50%				
10	Aniya Gourdine	G	29:48	3-9	2-6	0-0	0	4	4	3	1	8	3	5	3	0	-3	2nd	FG%	2-12	16.7%				
12	Emami Mayo	G	33:20	2-4	0-0	0-0	0	1	1	1	2	4	3	0	1	0	-12	3PT%	0-3	0.0%					
1	Jashia Clinton	F	19:38	1-7	0-5	0-0	0	4	4	0	0	2	1	2	0	1	-7	FT%	0-0	0%					
20	Alexa Williamson	F	07:38	1-2	0-0	0-0	0	1	1	1	0	2	0	0	0	1	-2	3rd	FG%	8-18	44.4%				
3	Makayia Waleed	F	03:18	0-2	0-0	0-0	2	1	3	1	1	0	0	1	1	0	-1	3PT%	2-5	40.0%					
11	Caranda Perea	F	15:40	0-3	0-1	0-0	0	3	3	2	0	0	0	1	0	0	-6	FT%	1-1	100%					
24	Shantay Taylor	F	10:56	0-1	0-0	0-0	0	1	1	1	0	0	0	0	0	0	1	4th	FG%	2-16	12.5%				
44	Jalynn Holmes	F	01:21	0-0	0-0	0-0	0	0	0	0	0	0	0	0	0	0	0	3PT%	0-4	0.0%					
Team								3	0	3		0		3				FT%	0-0	0%					
Totals				18-62	2-15	2-3	11	29	40	18	7	40	8	17	5	4	2	-9	GM FG%	18-62	29.0%				
																		3PT%	2-15	13.3%					
																		FT%	2-3	66.7%					
																				Technical Fouls: Bench 4-1:37					

Technical Fouls:Bench 4th 1:37

Dead Ball Rebounds: 3.0

	USF	TEM
Biggest lead	11 (2nd 4:18)	0 (1st 10:00)
Best Scoring Run	6 (2nd 4:18)	5 (3rd 6:58)
Lead Changes	0	
Times Tied	0	
Time with Lead	39:16	00:00

Points from Turnovers	USF	TEM
Point	32	26
Second Chance	11	3
Fast Breaks	7	2
Bench	2	4

Period by Period Scoring	1st	2nd	3rd	4th	TOT
USF	18	10	13	8	49
TEM	13	4	19	4	40

FEB 13, 2022 | UCF | TAMPA, FLA.



Official Basketball Box Score - Final
UCF at South Fla.
02/13/22 Youngling Center, Tampa
2021-22 Women's Basketball

Game Time: 2:00 PM
Game Duration: 1:43
Attendance: 2,088

UCF - 54

Record: 18-3 (10-1)

NO. Name	Min	FG M-A	3P M-A	FT M-A	Rebounds		Fouls		TP	AS	TO	ST	Blocks		+/-	Shooting By Period			
					OR	DR	TOT	PF					FD	BS		BA	1 st FG%	4-16	25.0%
5 Masseny Kaba	F 37:03	6-12	0-0	2-2	2	5	7	0	2	14	5	2	3	1	0	26	3PT%	0-1	0.0%
33 Destiny Thomas	F 18:16	0-2	0-0	0-0	2	2	4	4	0	0	2	0	1	2	2	4	FT%	2-3	66.7%
1 Tay Sanders	G 29:10	3-5	0-0	0-0	2	4	6	1	0	6	1	2	0	1	1	16	2 nd FG%	5-10	50.0%
3 Diamond Battles	G 38:42	2-11	1-5	2-2	0	2	2	2	2	7	1	3	1	0	1	21	3PT%	2-5	40.0%
31 Shania Meertens	G 26:13	2-6	0-0	1-2	0	2	2	2	2	5	1	0	1	0	1	17	FT%	5-6	83.3%
23 Alisha Lewis	25:55	1-6	1-4	2-2	0	3	3	2	2	5	1	1	3	0	0	9	3 rd FG%	6-14	42.9%
32 Brittney Smith	24:41	8-12	0-0	1-3	3	3	6	2	6	17	0	1	0	0	0	12	3PT%	0-2	0.0%
Team					3	2	5		0	2							FT%	1-2	50%
Totals		22-54	2-9	8-11	12	23	35	13	14	54	11	11	9	4	5	21	4 th FG%	7-14	50.0%
																Technical Fouls:NONE			
																GM FG%	22-54	40.7%	
																3PT%	2-9	22.2%	
																FT%	8-11	72.7%	

Technical Fouls:NONE

Shooting By Period	1st	2nd	3rd	4th	OT
FG%	4-16	25.0%			
3PT%	0-1	0.0%			
FT%	2-3	66.7%			
2nd FG%	5-10	50.0%			
3PT%	2-5	40.0%			
FT%	5-6	83.3%			
3rd FG%	6-14	42.9%			
3PT%	0-2	0.0%			
FT%	1-2	50%			
4th FG%	7-14	50.0%			
3PT%	0-1	0.0%			
FT%	0-0	0%			
GM FG%	22-54	40.7%			
3PT%	2-9	22.2%			
FT%	8-11	72.7%			

Dead Ball Rebounds: 1.0

South Fla. - 33

Record: 17-7 (7-3)

NO.	Name	Min	FG	3P	FT	Rebounds	Fouls	TP	AS	TO	ST	Blocks	+/-	Shooting By Period						
			M-A	M-A	M-A	OR	DR	TOT	PF	FD				BS	BA	1 st	FG%	4-13	30.8%	
20	Bethy Mununga	F 27:27	2-5	0-0	1-2	0	2	2	4	1	5	1	5	0	1	0	-33	3PT%	0-5	0.0%
32	Dulcy Mendjadjou Fankam	F 28:13	1-4	0-0	0-0	3	3	6	3	1	2	0	3	0	0	0	-7	FT%	2-2	100%
3	Sydni Harvey	G 29:11	1-9	0-4	0-0	0	1	1	2	2	2	2	0	0	0	3	-24	2 nd FG%	4-11	36.4%
4	Elisa Pinzan	G 32:41	3-9	0-5	0-0	0	2	2	1	1	6	4	2	2	0	0	-14	3PT%	2-5	40.0%
5	Elena Tsineke	G 37:19	4-12	1-5	1-2	3	3	6	0	3	10	2	4	0	1	1	-14	FT%	1-2	50%
21	Shae Leverett	24:20	1-1	0-0	2-4	2	9	11	3	3	4	0	1	0	3	0	-2	3 rd FG%	3-13	23.1%
1	Maria Alvarez	20:49	1-7	1-5	1-2	1	2	3	2	2	4	0	2	0	0	0	-11	3PT%	0-3	0.0%
Team						2	0	2	0	0	0							FT%	1-2	50%
Totals			13-47	2-19	5-10	12	22	34	14	13	33	9	17	2	5	4	-21	4 th FG%	2-10	20.0%
														Technical Fouls: NONE				3PT%	0-6	0.0%
																		FT%	1-4	25%
																		GM FG%	13-47	27.7%
																		3PT%	2-19	10.5%
																		FT%	5-10	50.0%

Technical Fouls:NONE

Shooting By Period	1st	2nd	3rd	4th	OT
FG%	4-13	30.8%			
3PT%	0-5	0.0%			
FT%	2-2	100%			
2nd FG%	4-11	36.4%			
3PT%	2-5	40.0%			
FT%	1-2	50%			
3rd FG%	3-13	23.1%			
3PT%	0-3	0.0%			
FT%	1-2	50%			
4th FG%	2-10	20.0%			
3PT%	0-6	0.0%			
FT%	1-4	25%			
GM FG%	13-47	27.7%			
3PT%	2-19	10.5%			
FT%	5-10	50.0%			

Dead Ball Rebounds: 4.0

	UCF	USF
Biggest lead	21 (4th 0:42)	0 (1st 10:00)
Best Scoring Run	12 (2nd 2:54)	11 (3rd 8:28)
Lead Changes	0	
Times Tied	2	
Time with Lead	36:05	00:00

Points from Turnovers	UCF	USF
Point	32	10
Second Chance	12	6
Fast Breaks	6	4
Bench	22	8

Period by Period Scoring	1st	2nd	3rd	4th	TOT
UCF	10	17	13	14	54
USF	10	11	7	5	33

FEB. 16, 2022 | CINCINNATI | TAMPA, FLA.



Official Basketball Box Score - Final
Cincinnati at South Fla.
02/16/22 Youngling Center, Tampa
2021-22 Women's Basketball

Game Time: 7:00 PM
Game Duration: 1:53
Attendance: 1,654

Cincinnati - 45

Record: 10-14 (3-9)

NO.	Name	Min	FG	3P	FT	Reb		Fouls		TP	AS	TO	ST	Blocks		v/-	Shooting By Period				
			M	A	M	A	OR	DR	PF					FF	BS		BA	1st FG	1st 3P	1st FT	
15	Arame Niang	F 16:43	1-5	0-0	0-0	0	1	1	4	0	2	0	2	0	1	1	2	1st FG	5-14	35.7%	
1	Callyn Wilson	G 16:46	3-4	2-3	0-0	0	0	0	5	0	8	1	0	0	0	0	-1	3PT%	1-3	33.3%	
2	Akira Levy	G 37:30	6-13	0-1	3-4	0	5	5	4	1	15	4	8	2	0	1	-3	FT%	4-4	100%	
3	Jada Scott	G 15:05	1-2	0-0	0-0	0	3	3	1	0	2	1	0	0	0	0	-3	2nd FG	3-12	25.0%	
20	Jillian Hayes	G 32:23	2-9	0-0	4-5	1	3	4	3	4	8	1	3	2	0	3	-8	3PT%	1-2	50.0%	
4	Braylyn Milton	26:30	0-6	0-2	0-0	0	2	2	1	1	0	0	0	2	0	1	-12	FT%	1-2	50%	
42	Clarissa Craig	10:03	0-1	0-0	0-0	0	1	1	1	0	0	0	1	0	0	0	0	3PT%	1-1	100.0%	
33	Sofia Gritzali	02:33	0-0	0-0	0-0	0	1	1	1	0	0	0	0	0	0	0	0	FT%	0-0	0%	
10	Jadyin Scott	23:16	2-4	0-0	1-2	1	1	2	3	5	0	0	2	3	0	0	-16	4th FG	1-10	10.0%	
22	Malea Williams	10:30	1-2	1-1	0-0	1	2	3	1	0	3	0	1	1	0	0	-3	3PT%	0-2	0%	
13	Emerita Mashaire	08:41	0-2	0-1	2-2	0	0	0	1	1	2	0	0	0	0	0	-1	FT%	5-7	71.4%	
Team						2	3	5		0	2							GM FG%	16-48	33.3%	
Totals				16-48	3-8	10-13	6	21	27	24	10	45	7	17	9	4	6	-9	3PT%	3-8	37.5%
																	Technical Fouls: NONE				
																	FT%			10-13	76.9%

Technical Fouls:NONE

Dead Ball Rebounds: 2.0

South Fla. - 54

Record: 19-7 (9-3)

NO.	Name	Min	FG		3P	FT	Rebounds			Fouls	TP	AS	TO	ST	Blocks	a/-	Shooting By Period																																																																																																																																																																																																																																																																																																																																																																																																																																																																																																																																																																																																																																																																																																																																																																																																																																																																																																																																																																																																																																																																																																																																																																																																																																																																																																																																																																																																																																																																																																																																																																																																																																																																																																																																																																																																																																																																																																																																																																																																																																																																																																																																																																																																																																																																																																																																																																																																																																																																																																																																																																																																																																																																																																																																																																																																																																																																																																																																																																																																																																																																																																																																																																																																																																																																																																																																																																																																																																																																																																																																																																																																																																																																																																																																																																																																																																																																																																					
			M	A	M	A	O	R	D	PF							FF	1st	FG	FT	3P	2nd	FG	FT	3P	3rd	FG	FT	3P	4th	FG	FT	3P																																																																																																																																																																																																																																																																																																																																																																																																																																																																																																																																																																																																																																																																																																																																																																																																																																																																																																																																																																																																																																																																																																																																																																																																																																																																																																																																																																																																																																																																																																																																																																																																																																																																																																																																																																																																																																																																																																																																																																																																																																																																																																																																																																																																																																																																																																																																																																																																																																																																																																																																																																																																																																																																																																																																																																																																																																																																																																																																																																																																																																																																																																																																																																																																																																																																																																																																																																																																																																																																																																																																																																																																																																																																																																																																																																																																																																																																																					
20	Bethy Mununga	F 40:00	7	14	0	0	8	12	6	9	15	3	8	22	1	4	4	1	1	9	1st FG	3-11	27.3%																																																																																																																																																																																																																																																																																																																																																																																																																																																																																																																																																																																																																																																																																																																																																																																																																																																																																																																																																																																																																																																																																																																																																																																																																																																																																																																																																																																																																																																																																																																																																																																																																																																																																																																																																																																																																																																																																																																																																																																																																																																																																																																																																																																																																																																																																																																																																																																																																																																																																																																																																																																																																																																																																																																																																																																																																																																																																																																																																																																																																																																																																																																																																																																																																																																																																																																																																																																																																																																																																																																																																																																																																																																																																																																																																																																																																																																																																															
32	Dulcy Mendjedu Fankam	F 18:58	1	8	0	0	2	4	3	2	5	3	7	4	1	4	1	2	0	4	3PT%	0	0.0%																																																																																																																																																																																																																																																																																																																																																																																																																																																																																																																																																																																																																																																																																																																																																																																																																																																																																																																																																																																																																																																																																																																																																																																																																																																																																																																																																																																																																																																																																																																																																																																																																																																																																																																																																																																																																																																																																																																																																																																																																																																																																																																																																																																																																																																																																																																																																																																																																																																																																																																																																																																																																																																																																																																																																																																																																																																																																																																																																																																																																																																																																																																																																																																																																																																																																																																																																																																																																																																																																																																																																																																																																																																																																																																																																																																																																																																																																															
3	Sydney Harvey	G 21:33	2	5	2	4	0	0	0	1	1	6	0	1	3	0	0	0	0	2nd FG	5-19	26.3%																																																																																																																																																																																																																																																																																																																																																																																																																																																																																																																																																																																																																																																																																																																																																																																																																																																																																																																																																																																																																																																																																																																																																																																																																																																																																																																																																																																																																																																																																																																																																																																																																																																																																																																																																																																																																																																																																																																																																																																																																																																																																																																																																																																																																																																																																																																																																																																																																																																																																																																																																																																																																																																																																																																																																																																																																																																																																																																																																																																																																																																																																																																																																																																																																																																																																																																																																																																																																																																																																																																																																																																																																																																																																																																																																																																																																																																																																																
4	Elisa Pinzan	G 29:46	1	3	0	1	0	1	3	4	0	1	2	3	2	1	0	0	0	3PT%	2	50.0%																																																																																																																																																																																																																																																																																																																																																																																																																																																																																																																																																																																																																																																																																																																																																																																																																																																																																																																																																																																																																																																																																																																																																																																																																																																																																																																																																																																																																																																																																																																																																																																																																																																																																																																																																																																																																																																																																																																																																																																																																																																																																																																																																																																																																																																																																																																																																																																																																																																																																																																																																																																																																																																																																																																																																																																																																																																																																																																																																																																																																																																																																																																																																																																																																																																																																																																																																																																																																																																																																																																																																																																																																																																																																																																																																																																																																																																																																																
5	Elena Tsineke	G 37:46	5	14	1	3	2	2	2	2	2	13	3	3	1	1	2	7	3PT%	0	0%																																																																																																																																																																																																																																																																																																																																																																																																																																																																																																																																																																																																																																																																																																																																																																																																																																																																																																																																																																																																																																																																																																																																																																																																																																																																																																																																																																																																																																																																																																																																																																																																																																																																																																																																																																																																																																																																																																																																																																																																																																																																																																																																																																																																																																																																																																																																																																																																																																																																																																																																																																																																																																																																																																																																																																																																																																																																																																																																																																																																																																																																																																																																																																																																																																																																																																																																																																																																																																																																																																																																																																																																																																																																																																																																																																																																																																																																																																	
1	Maria Alvarez	16:53	1	6	1	4	4	6	0	0	0	4	7	1	1	0	0	0	1	3rd FG	4-13	30.8%																																																																																																																																																																																																																																																																																																																																																																																																																																																																																																																																																																																																																																																																																																																																																																																																																																																																																																																																																																																																																																																																																																																																																																																																																																																																																																																																																																																																																																																																																																																																																																																																																																																																																																																																																																																																																																																																																																																																																																																																																																																																																																																																																																																																																																																																																																																																																																																																																																																																																																																																																																																																																																																																																																																																																																																																																																																																																																																																																																																																																																																																																																																																																																																																																																																																																																																																																																																																																																																																																																																																																																																																																																																																																																																																																																																																																																																																																																
21	Shae Leverett	21:02	0	0	0	0	0	2	1	4	5	1	1	0	1	2	2	0	13	3PT%	1	25.0%																																																																																																																																																																																																																																																																																																																																																																																																																																																																																																																																																																																																																																																																																																																																																																																																																																																																																																																																																																																																																																																																																																																																																																																																																																																																																																																																																																																																																																																																																																																																																																																																																																																																																																																																																																																																																																																																																																																																																																																																																																																																																																																																																																																																																																																																																																																																																																																																																																																																																																																																																																																																																																																																																																																																																																																																																																																																																																																																																																																																																																																																																																																																																																																																																																																																																																																																																																																																																																																																																																																																																																																																																																																																																																																																																																																																																																																																																																
12	Cristina Bermejo	03:09	0	0	0	0	0	0	1	0	1	0	0	1	1	0	0	0	1	3PT%	6	75%																																																																																																																																																																																																																																																																																																																																																																																																																																																																																																																																																																																																																																																																																																																																																																																																																																																																																																																																																																																																																																																																																																																																																																																																																																																																																																																																																																																																																																																																																																																																																																																																																																																																																																																																																																																																																																																																																																																																																																																																																																																																																																																																																																																																																																																																																																																																																																																																																																																																																																																																																																																																																																																																																																																																																																																																																																																																																																																																																																																																																																																																																																																																																																																																																																																																																																																																																																																																																																																																																																																																																																																																																																																																																																																																																																																																																																																																																																
13	Sara Guerrero	03:14	0	2	0	1	0	0	1	1	2	0	0	0	0	0	0	0	2	4th FG	1-10	50.0%																																																																																																																																																																																																																																																																																																																																																																																																																																																																																																																																																																																																																																																																																																																																																																																																																																																																																																																																																																																																																																																																																																																																																																																																																																																																																																																																																																																																																																																																																																																																																																																																																																																																																																																																																																																																																																																																																																																																																																																																																																																																																																																																																																																																																																																																																																																																																																																																																																																																																																																																																																																																																																																																																																																																																																																																																																																																																																																																																																																																																																																																																																																																																																																																																																																																																																																																																																																																																																																																																																																																																																																																																																																																																																																																																																																																																																																																																																
2	Mihaela Lazic	07:19	0	1	0	0	0	0	0	0	0	0	0	0	0	0	0	0	2	3PT%	1	50.0%																																																																																																																																																																																																																																																																																																																																																																																																																																																																																																																																																																																																																																																																																																																																																																																																																																																																																																																																																																																																																																																																																																																																																																																																																																																																																																																																																																																																																																																																																																																																																																																																																																																																																																																																																																																																																																																																																																																																																																																																																																																																																																																																																																																																																																																																																																																																																																																																																																																																																																																																																																																																																																																																																																																																																																																																																																																																																																																																																																																																																																																																																																																																																																																																																																																																																																																																																																																																																																																																																																																																																																																																																																																																																																																																																																																																																																																																																																
Team									5	6	11	0	0	2				GM FG			17-53	32.1%																																																																																																																																																																																																																																																																																																																																																																																																																																																																																																																																																																																																																																																																																																																																																																																																																																																																																																																																																																																																																																																																																																																																																																																																																																																																																																																																																																																																																																																																																																																																																																																																																																																																																																																																																																																																																																																																																																																																																																																																																																																																																																																																																																																																																																																																																																																																																																																																																																																																																																																																																																																																																																																																																																																																																																																																																																																																																																																																																																																																																																																																																																																																																																																																																																																																																																																																																																																																																																																																																																																																																																																																																																																																																																																																																																																																																																																																																																
Totals			17:53			4-14			16-27			20			27			47			54			11			19			12			6			4			9			GM FG			17-53	32.1%																																																																																																																																																																																																																																																																																																																																																																																																																																																																																																																																																																																																																																																																																																																																																																																																																																																																																																																																																																																																																																																																																																																																																																																																																																																																																																																																																																																																																																																																																																																																																																																																																																																																																																																																																																																																																																																																																																																																																																																																																																																																																																																																																																																																																																																																																																																																																																																																																																																																																																																																																																																																																																																																																																																																																																																																																																																																																																																																																																																																																																																																																																																																																																																																																																																																																																																																																																																																																																																																																																																																																																																																																																																																																																																																																																																																																																																																								
																	Technical Fouls:Team 1st10:00										FT%										4-14	28.6%	FT%										16-27	59.3%																																																																																																																																																																																																																																																																																																																																																																																																																																																																																																																																																																																																																																																																																																																																																																																																																																																																																																																																																																																																																																																																																																																																																																																																																																																																																																																																																																																																																																																																																																																																																																																																																																																																																																																																																																																																																																																																																																																																																																																																																																																																																																																																																																																																																																																																																																																																																																																																																																																																																																																																																																																																																																																																																																																																																																																																																																																																																																																																																																																																																																																																																																																																																																																																																																																																																																																																																																																																																																																																																																																																																																																																																																																																																																																																																																																																																																																																				
																	Deant Ball Rebounds: 8																																																																																																																																																																																																																																																																																																																																																																																																																																																																																																																																																																																																																																																																																																																																																																																																																																																																																																																																																																																																																																																																																																																																																																																																																																																																																																																																																																																																																																																																																																																																																																																																																																																																																																																																																																																																																																																																																																																																																																																																																																																																																																																																																																																																																																																																																																																																																																																																																																																																																																																																																																																																																																																																																																																																																																																																																																																																																																																																																																																																																																																																																																																																																																																																																																																																																																																																																																																																																																																																																																																																																																																																																																																																																																																																																																																																																																																																																																					

FEB. 24, 2022 | AT WICHITA STATE | WICHITA, KAN.



Official Basketball Box Score - Final
South Fla. at Wichita St.
02/24/22 Charles Koch Arena, Wichita, Kan.
2021-22 Women's Basketball

Game Time: 6:00 PM
Game Duration: 1:53
Attendance: 1,037

Officials: Nic Cappel, Mark McClenney, Leah Lane

South Fla. - 47

Record: 20-7 (10-3)

NO.	Name	Min	FG	3P	FT	Rebounds	Fouls	TP	AS	TO	ST	Blocks	+/-
			M-A	M-A	M-A	OR DR TOT	PF FD					BS BA	
20	Bethy Mununga	F 38:09	2-8	0-0	5-6	3 5 8	3 3	9	1	1	2	2	1 3
32	Dulcy Mendijadeu Fankam	F 24:35	6-8	0-0	2-5	2 8 10	1 6	14	0	2	2	0	0 1
3	Sydni Harvey	G 26:18	1-10	0-7	1-2	1 0 1	2 2	3	4	1	0	1	4
4	Elisa Pinzan	G 39:55	2-7	2-7	2-4	0 4 4	0 3	8	3	4	3	0	0 1
5	Elena Tsineke	G 31:01	1-13	0-1	1-3	3 2 5	2 1	3	3	2	0	1	2 4
1	Maria Alvarez	16:32	3-9	2-6	0-0	0 2 2	2 0	8	0	1	0	1	0 -5
11	Patience Williams	01:51	0-0	0-0	0-0	1 0 1	0 0	0	0	0	0	0	0 -2
21	Shae Leverett	15:25	1-1	0-0	0-2	1 3 4	1 1	2	0	0	0	1	0 0
13	Sara Guerrero	01:49	0-1	0-1	0-0	0 0 0	0 0	0	0	1	0	0	0 -2
22	Aerial Wilson	03:10	0-0	0-0	0-0	0 0 0	0 0	1	0	0	0	0	0 1
2	Mihaela Lazic	01:10	0-0	0-0	0-0	0 0 0	0 0	0	0	0	0	0	0 0
12	Cristina Bermejo	00:05	0-0	0-0	0-0	0 0 0	0 0	0	0	0	0	0	0 0
Team						6 2 8				0	0		
Totals			16-57	4-22	11-22	17 26 43	11 17	47	11	12	7	5	4 1

Technical Fouls: NONE

Shooting By Period			
1st FG%	4-15	26.7%	
3PT%	0-3	0.0%	
FT%	0-0	0%	
2nd FG%	3-16	18.8%	
3PT%	0-6	0.0%	
FT%	5-8	62.5%	
3rd FG%	2-12	16.7%	
3PT%	1-7	14.3%	
FT%	4-8	50%	
4th FG%	7-14	50.0%	
3PT%	3-6	50.0%	
FT%	2-6	33.3%	
GM FG%	16-57	28.1%	
3PT%	4-22	18.2%	
FT%	11-22	50.0%	

Dead Ball Rebounds: 6, 0

Wichita St. - 46

Record: 13-14 (4-10)

NO.	Name	Min	FG	3P	FT	Rebounds	Fouls	TP	AS	TO	ST	Blocks	+/-
			M-A	M-A	M-A	OR DR TOT	PF FD					BS BA	
00	Asia Strong	F 34:33	5-13	1-4	4-4	3 3 6	2 2	15	0	5	0	1	-2
35	Jane Asinde	F 28:07	1-7	0-0	0-0	2 6 8	5 0	2	1	0	0	1	1 -6
7	Mariah McCully	G 35:34	8-16	2-6	2-3	1 3 4	1 3	20	1	5	2	0	-1
12	Carla Breaud	G 20:11	0-5	0-1	0-0	0 4 4	1 1	0	0	3	2	1	0 -1
23	Scorpius Bastin	G 32:28	1-5	0-0	0-0	3 2 5	4 3	2	3	1	4	0	-3
1	DJ McCarty	18:12	0-0	0-0	1-2	1 2 3	1 1	1	1	1	0	0	0 11
24	Trajata Colbert	09:15	0-3	0-0	2-2	1 5 6	0 1	2	0	0	0	1	0 5
4	Nhug Bosch Duran	13:17	0-2	0-0	0-0	0 1 1	1 0	0	0	0	0	0	-9
13	Ella Anciaux	08:05	2-3	0-0	0-0	0 1 1	2 0	4	0	0	0	1	0 1
Team						2 1 3				0	0		
Totals			17-54	3-11	9-11	13 28 41	17 11	46	6	15	8	4	5 -1

Technical Fouls: NONE

Shooting By Period			
1st FG%	5-21	23.8%	
3PT%	2-5	40.0%	
FT%	2-2	100%	
2nd FG%	8-12	66.7%	
3PT%	0-1	0.0%	
FT%	0-0	0%	
3rd FG%	1-14	7.1%	
3PT%	0-3	0.0%	
FT%	0-0	0%	
4th FG%	3-7	42.9%	
3PT%	1-2	50.0%	
FT%	7-9	77.8%	
GM FG%	17-54	31.5%	
3PT%	3-11	27.3%	
FT%	9-11	81.8%	

Dead Ball Rebounds: 0, 1

	USF	WSU
Biggest lead	6 (4 th 6:20)	13 (2 nd 1:27)
Best Scoring Run	8 (3 rd 4:20)	10 (1 st 2:00)
Lead Changes	6	
Times Tied	6	
Time with Lead	08:53	26:09

Points from		USF	WSU
Turnovers		13	13
Paint		22	22
Second Chance		14	16
Fast Breaks		3	3
Bench		10	7

Period by Period Scoring					
	1st	2nd	3rd	4th	TOT
USF	8	11	9	19	47
WSU	14	16	2	14	46

FEB. 27, 2022 | AT EAST CAROLINA | GREENVILLE, N.C.



Official Basketball Box Score - Final
South Fla. at East Carolina
02/27/22 Williams Arena at Mines, Greenville
2021-22 Women's Basketball

Game Time: 1:00 PM
Game Duration: 2:00
Attendance: 753

Officials: Mark McClenney, Ron Ledington, Courtney Robinson

South Fla. - 68

Record: 21-7 (11-3)

NO.	Name	Min	FG	3P	FT	Rebounds	Fouls	TP	AS	TO	ST	Blocks	+/-
			M-A	M-A	M-A	OR DR TOT	PF FD					BS BA	
20	Bethy Mununga	F 31:02	2-6	0-0	4-4	3 6 9	2 2	8	3	4	3	1	0 12
32	Dulcy Mendijadeu Fankam	F 36:29	7-13	0-0	4-9	8 9 17	2 6	18	1	2	2	2	0 9
3	Sydni Harvey	G 23:43	1-9	1-8	4-6	2 2 4	1 4	7	1	1	2	0	1 5
4	Elisa Pinzan	G 40:00	4-10	4-10	6-6	0 5 5	0 3	18	9	3	0	0	1 8
5	Elena Tsineke	G 23:05	4-10	1-3	0-0	0 0 0	1 3	9	1	5	2	0	0 7
1	Maria Alvarez	18:48	1-4	1-4	0-0	3 2 5	4 0	3	2	1	1	0	1 1
21	Shae Leverett	03:31	0-0	0-0	0-0	0 1 1	1 0	0	0	0	0	0	-1
12	Cristina Bermejo	05:34	0-1	0-0	0-0	0 0 0	0 0	0	0	0	0	0	-2
22	Aerial Wilson	06:25	1-1	1-1	0-0	1 0 1	0 0	3	0	1	1	0	0 1
11	Patience Williams	05:23	1-1	0-0	0-0	0 2 2	0 0	2	0	0	0	1	0 0
Team						2 1 3				0	0		
Totals			21-55	8-26	18-25	19 28 47	11 18	68	17	18	11	4	3 8

Technical Fouls: NONE

Shooting By Period			
1st FG%	5-15	33.3%	
3PT%	2-12	16.7%	
FT%	2-2	100%	
2nd FG%	5-13	38.5%	
3PT%	3-5	60.0%	
FT%	3-4	75%	
3rd FG%	6-14	42.9%	
3PT%	1-4	25.0%	
FT%	2-5	40%	
4th FG%	5-13	38.5%	
3PT%	2-5	40.0%	
GM FG%	21-55	38.2%	
3PT%	8-26	30.8%	
FT%	18-25	72.0%	

Dead Ball Rebounds: 3, 1

East Carolina - 60

Record: 11-16 (4-10)

NO.	Name	Min	FG	3P	FT	Rebounds	Fouls	TP	AS	TO	ST	Blocks	+/-
			M-A	M-A	M-A	OR DR TOT	PF FD					BS BA	
33	Tiara Chambers	F 11:03	0-2	0-0	0-0	1 1 2	3 0	0	0	0	0	1	1 5
55	Tylar Bennett	C 09:07	0-0	0-0	0-0	0 3 3	4 1	0	0	0	0	0	0 2
1	Tanyiah Thompson	G 32:51	11-17	3-4	4-4	1 2 3	2 3	29	1	3	3	0	-5
4	Syniah Johnson	G 32:02	4-8	0-0	1-2	0 1 1	5 1	9	1	0	1	0	-9
35	Da'Ja Green	G 27:13	2-12	1-6	5-5	0 2 2	0 3	10	5	3	2	0	-1
20	Iychez Adams	17:16	2-4	0-0	1-2	0 2 2	1 1	5	1	3	2	0	0 3
3	Xianna Josephs	25:18	0-3	0-0	0-0	3 3 6	2 1	0	1	1	1	0	-2
12	Morgan Moseley	18:26	1-4	0-1	0-0	3 1 4	0 0	2	1	1	0	0	-13
0	Alexsia Rose	10:32	0-4	0-0	0-0	2 2 1	0 0	2	0	2	0	0	-9
22	Danae McNeal	16:12	2-7	0-1	1-2	2 0 2	0 1	5	1	1	1	2	0 0
Team						2 2 4				0	0		
Totals			22-61	4-12	12-17	12 19 31	18 11	60	14	12	10	3	4 -8

Technical Fouls: NONE

	USF	ECU
Biggest lead	10 (1 st 2:18)	2 (3 rd 9:11)
Best Scoring Run	7 (1 st 2:18)	10 (2 nd 7:20)
Lead Changes	6	
Times Tied	7	
Time with Lead	30:41	02:56

Points from		USF	ECU
Turnovers		11	23
Paint		22	20
Second Chance		13	9
Fast Breaks		7	15
Bench		8	12

Period by Period Scoring					
	1st	2nd	3rd	4th	TOT
USF	14	16	15	23	68
ECU	8	19	14	19	60

Dead Ball Rebounds: 3, 0

MARCH 2, 2022 | HOUSTON | TAMPA, FLA.



Official Basketball Box Score - Final
Houston at South Fla.
03/02/22 Youngling Center, Tampa, FL
2021-22 Women's Basketball

Game Time: 7:00 PM
Game Duration: 1:54
Attendance: 2,196

Officials: Jules Gallen, Luis Gonzalez, Courtney Robinson

Houston - 38

Record: 14-14

NO.	Name	Min	FG	3P	FT	Rebounds	Fouls	TP	AS	TO	ST	Blocks	+/-	
			M-A	M-A	M-A	OR	DR	TOT	PF	FD		BS	BA	
1	Bria Patterson	F 19:12	1-5	0-3	1-2	0	0	0	2	1	3	0	0	0
30	Tatyana Hill	F 21:51	1-2	0-0	0-0	3	7	10	1	1	2	1	1	2
10	Britney Onyeje	G 19:28	1-7	1-5	1-2	3	3	6	3	2	4	1	1	2
14	Laila Blair	G 22:26	2-10	0-1	2-2	0	1	1	3	2	6	1	2	0
23	Julia Blackshell-Fair	G 21:50	2-4	0-0	4-4	2	1	3	1	2	8	1	0	0
0	Eryka Sidney	25:42	2-5	1-3	2-4	2	1	3	2	3	7	2	1	2
2	Tiana Young	19:06	0-4	0-1	0-2	0	0	0	1	1	2	2	1	0
34	Kameron Jones	12:18	0-2	0-0	0-2	0	0	0	2	0	0	0	0	0
45	Fatou Diagne	03:39	0-0	0-0	0-2	1	1	1	1	1	1	0	0	0
44	Jazmine Lewis	14:30	3-37	0-0	1-3	1	1	2	1	3	7	0	3	0
32	Tamara Nard	08:30	0-2	0-1	0-0	0	1	1	1	0	0	2	0	0
11	Ash'ra Thompson	05:43	0-0	0-0	0-4	0	1	1	0	1	0	0	0	0
21	Kendall Brown	05:43	0-1	0-0	0-0	0	0	0	1	0	0	0	1	0
Team						2		0	2	0	1			
Totals			12:49	2-14	12:27	11	18	29	19	18	38	7	17	8



2021-22 South Fla. Women's Basketball Combined Team Statistics All games

Page 1/1
as of Mar 03, 2022

Game Records

Record	Overall	Home	Away	Neutral
ALL GAMES	22-7	10-2	8-3	4-2
CONFERENCE	12-3	5-2	7-1	0-0
NON-CONFERENCE	10-4	5-0	1-2	4-2

Score by Periods

Team	1st	2nd	3rd	4th	OT	TOT
South Fla.	427	437	448	448	16	1776
Opponents	378	362	422	394	8	1564

Team Box Score

No.	Player				Total		3-Point		F-Throw		Rebounds											
		GP-GS	MIN	AVG	FG-FGA	FG%	3FG-3FGA	3FG%	FT-FTA	FT%	OFF	DEF	TOT	AVG	PF	DQ	A	TO	BLK	STL	PTS	AVG
5	TSINEKE, Elena	28-27	881:47	31.5	150-385	.390	24-86	.279	65-79	.823	51	39	90	3.2	55	1	65	75	5	21	389	13.9
32	MENDJIADEU FANKAM, Dulcy	29-20	715:44	24.7	129-271	.476	0-1	.000	68-102	.667	88	132	220	7.6	77	0	11	55	24	27	326	11.2
20	MUNUNGA, Bethy	29-28	917:03	31.6	120-265	.453	6-28	.214	72-94	.766	100	228	328	11.3	73	2	54	68	30	42	318	11.0
4	PINZAN, Elisa	28-28	938:17	33.5	75-203	.369	37-115	.322	52-67	.776	6	80	86	3.1	25	0	154	65	0	31	239	8.5
3	HARVEY, Sydni	28-25	720:03	25.7	63-225	.280	44-137	.321	35-50	.700	18	39	57	2.0	38	2	45	40	6	26	205	7.3
1	ALVAREZ, Maria	27-2	460:51	17.1	47-151	.311	36-116	.310	20-29	.690	5	43	48	1.8	32	0	38	26	3	7	150	5.6
21	LEVERETT, Shae	29-9	461:49	15.9	16-33	.485	0-0	.000	12-30	.400	34	66	100	3.4	59	3	6	15	16	17	44	1.5
13	GUERREIRO, Sara	25-3	156:20	6.3	13-43	.302	2-16	.125	3-3	1.000	9	12	21	0.8	14	0	9	7	0	5	31	1.2
2	LAZIC, Mihaela	13-0	69:25	5.3	5-13	.385	1-6	.167	3-8	.375	2	4	6	0.5	1	0	9	4	0	0	14	1.1
22	WILSON, Aerial	21-2	142:48	6.8	7-21	.333	5-15	.333	0-1	.000	3	7	10	0.5	11	0	13	13	1	7	19	0.9
11	WILLIAMS, Patience	14-1	61:55	4.4	6-13	.462	0-0	.000	0-1	.000	4	9	13	0.9	9	0	1	4	4	5	12	0.9
12	BERMEJO, Cristina	26-0	259:39	10.0	8-35	.229	2-10	.200	4-6	.667	9	20	29	1.1	35	2	11	17	5	4	22	0.8
0	BETANCOURT, Odeth	6-0	15:15	2.5	2-4	.500	0-0	.000	0-0	.000	1	3	4	0.7	1	0	0	3	0	1	4	0.7
24	WEARY, Bella	8-0	24:05	3.0	1-5	.200	1-3	.333	0-0	.000	1	2	3	0.4	2	0	1	2	0	0	3	0.4
Team											87	78	165					30				
Total		29	5825		642-1667	.385	158-533	.296	334-470	.711	418	762	1180	40.7	432	10	417	424	94	193	1776	61.2
Opponents		29	5825		578-1596	.362	124-450	.276	284-421	.675	302	654	956	33.0	494	12	294	406	104	182	1564	53.9

Team Statistics

	USF	OPP
Scoring	1776	1564
Points per game	61.2	53.9
Scoring margin	+7.3	-
Field goals-att	642-1667	578-1596
Field goal pct	.385	.362
3 point fg-att	158-533	124-450
3-point FG pct	.296	.276
3-pt FG made per game	5.4	4.3
Free throws-att	334-470	284-421
Free throw pct	.711	.675
F-Throws made per game	11.5	9.8
Rebounds	1180	956
Rebounds per game	40.7	33.0
Rebounding margin	+7.7	-
Assists	417	294
Assists per game	14.4	10.1
Turnovers	424	406
Turnovers per game	14.6	14.0
Turnover margin	-0.6	-
Assist/turnover ratio	1.0	0.7
Steals	193	182
Steals per game	6.7	6.3
Blocks	94	104
Blocks per game	3.2	3.6
Winning streak	5	-
Home win streak	3	-
Attendance	24258	15156
Home games-Avg/Game	12-2022	11-1378
Neutral site-Avg/Game	-	6-432

Team Results

Date	Opponent		Score	Att.
11/09/2021	UTRGV	W	63-56	2710
11/11/2021	Alabama St.	W	72-37	2123
11/15/2021	at Tennessee	L	49-52	6017
11/20/2021	vs Syracuse	W	77-53	993
11/21/2021	vs UConn	L	53-60	1124
11/22/2021	vs Oregon	W	71-62	269
11/26/2021	vs Stanford	W	57-54	205
12/02/2021	at UT Arlington	L	56-61	630
12/12/2021	at VCU	W	64-57	393
12/15/2021	Stetson	W	69-50	2847
12/17/2021	High Point	W	62-46	1562
12/20/2021	vs West Virginia	W	77-55	0
12/21/2021	vs Ole Miss	L	53-61	0
12/29/2021	Jacksonville	W	70-57	1996
01/05/2022	at Cincinnati	W	61-46	310
01/12/2022	at Tulane	W	75-62	577
01/16/2022	at UCF	L	51-67	2763
01/19/2022	Tulsa	W	66-63	1596
01/22/2022	Temple	Wot	75-67	2177
01/26/2022	at SMU	W	62-56	674
01/30/2022	at Houston	W	55-35	566
02/06/2022	Tulane	L	55-67	1683
02/09/2022	at Temple	W	49-40	1436
02/13/2022	UCF	L	33-54	2086
02/16/2022	Cincinnati	W	54-45	1654
02/22/2022	Wichita St.	W	61-57	1628
02/24/2022	at Wichita St.	W	47-46	1037
02/27/2022	at East Carolina	W	68-60	753
03/02/2022	Houston	W	71-38	2196



2021-22 South Fla. Women's Basketball Combined Team Statistics In Conference games

Page 1/1
as of Mar 03, 2022

Game Records

Record	Overall	Home	Away	Neutral
ALL GAMES	12-3	5-2	7-1	0-0
CONFERENCE	12-3	5-2	7-1	0-0
NON-CONFERENCE	0-0	0-0	0-0	0-0

Score by Periods

Team	1st	2nd	3rd	4th	OT	TOT
South Fla.	205	213	224	225	16	883
Opponents	180	203	216	196	8	803

Team Box Score

No. Player				Total		3-Point		F-Throw		Rebounds											
	GP-GS	MIN	AVG	FG-FGA	FG%	3FG-3FGA	3FG%	FT-FTA	FT%	OFF	DEF	TOT	AVG	PF	DQ	A	TO	BLK	STL	PTS	AVG
5 TSINEKE, Elena	15-15	503:13	33.5	82-210	.390	13-49	.265	38-51	.745	28	20	48	3.2	28	1	35	52	5	8	215	14.3
20 MUNUNGA, Bethy	15-15	501:56	33.5	68-145	.469	0-5	.000	48-62	.774	49	117	166	11.1	43	1	30	37	17	24	184	12.3
32 MENDJIADU FANKAM, Dulcy	15-14	434:35	29.0	75-151	.497	0-1	.000	34-53	.642	53	83	136	9.1	39	0	5	34	17	17	184	12.3
4 PINZAN, Elisa	14-14	459:25	32.8	31-93	.333	16-59	.271	25-37	.676	3	42	45	3.2	11	0	71	29	0	12	103	7.4
1 ALVAREZ, Maria	13-2	264:48	20.4	24-83	.289	18-62	.290	15-21	.714	5	21	26	2.0	22	0	21	15	2	2	81	6.2
3 HARVEY, Sydny	15-13	370:52	24.7	16-98	.163	10-62	.161	12-20	.600	10	24	34	2.3	18	0	32	18	4	13	54	3.6
13 GUERREIRO, Sara	12-1	71:13	5.9	9-25	.360	1-9	.111	3-3	1.000	5	6	11	0.9	5	0	2	4	0	2	22	1.8
12 BERMEJO, Cristina	14-0	132:56	9.5	5-17	.294	0-3	.000	4-6	.667	6	12	18	1.3	20	1	5	11	4	2	14	1.0
21 LEVERETT, Shae	15-1	180:32	12.0	5-9	.556	0-0	.000	3-16	.188	11	30	41	2.7	22	0	3	5	10	7	13	0.9
22 WILSON, Aerial	8-0	34:47	4.3	2-6	.333	2-4	.500	0-0	.000	2	2	4	0.5	1	0	0	2	0	1	6	0.8
11 WILLIAMS, Patience	6-0	24:20	4.1	2-4	.500	0-0	.000	0-0	.000	3	5	8	1.3	3	0	0	1	2	2	4	0.7
2 LAZIC, Mihaela	8-0	38:27	4.8	1-5	.200	0-3	.000	1-4	.250	0	2	2	0.3	1	0	5	2	0	0	3	0.4
0 BETANCOURT, Odeth	1-0	03:11	3.2	0-0	.000	0-0	.000	0-0	.000	0	1	1	1.0	1	0	0	0	0	1	0	0.0
24 WEARY, Bella	2-0	04:45	2.4	0-1	.000	0-0	.000	0-0	.000	0	0	0	0.0	1	0	0	2	0	0	0	0.0
Team										46	38	84					18				
Total	15	3025		320-847	.378	60-257	.233	183-273	.670	221	403	624	41.6	215	3	209	230	61	91	883	58.9
Opponents	15	3025		296-853	.347	50-187	.267	161-238	.676	174	335	509	33.9	280	8	149	196	58	107	803	53.5

Team Statistics

	USF	OPP
Scoring	883	803
Points per game	58.9	53.5
Scoring margin	+5.3	-
Field goals-att	320-847	296-853
Field goal pct	.378	.347
3 point fg-att	60-257	50-187
3-point FG pct	.233	.267
3-pt FG made per game	4.0	3.3
Free throws-att	183-273	161-238
Free throw pct	.670	.676
F-Throws made per game	12.2	10.7
Rebounds	624	509
Rebounds per game	41.6	33.9
Rebounding margin	+7.7	-
Assists	209	149
Assists per game	13.9	9.9
Turnovers	230	196
Turnovers per game	15.3	13.1
Turnover margin	-2.3	-
Assist/turnover ratio	0.9	0.8
Steals	91	107
Steals per game	6.1	7.1
Blocks	61	58
Blocks per game	4.1	3.9
Winning streak	5	-
Home win streak	3	-
Attendance	13020	8116
Home games-Avg/Game	7-1860	8-1015
Neutral site-Avg/Game	-	0-0

Team Results

Date	Opponent		Score	Att.
01/05/2022	at Cincinnati	W	61-46	310
01/12/2022	at Tulane	W	75-62	577
01/16/2022	at UCF	L	51-67	2763
01/19/2022	Tulsa	W	66-63	1596
01/22/2022	Temple	Wot	75-67	2177
01/26/2022	at SMU	W	62-56	674
01/30/2022	at Houston	W	55-35	566
02/06/2022	Tulane	L	55-67	1683
02/09/2022	at Temple	W	49-40	1436
02/13/2022	UCF	L	33-54	2086
02/16/2022	Cincinnati	W	54-45	1654
02/22/2022	Wichita St.	W	61-57	1628
02/24/2022	at Wichita St.	W	47-46	1037
02/27/2022	at East Carolina	W	68-60	753
03/02/2022	Houston	W	71-38	2196



2021-22 South Fla. Women's Basketball Combined Team Statistics Non Conference games

Page 1/1
as of Feb 07, 2022

Game Records

Record	Overall	Home	Away	Neutral
ALL GAMES	10-4	5-0	1-2	4-2
CONFERENCE	0-0	0-0	0-0	0-0
NON-CONFERENCE	10-4	5-0	1-2	4-2

Score by Periods

Team	1st	2nd	3rd	4th	OT	TOT
South Fla.	222	224	224	223	0	893
Opponents	198	159	206	198	0	761

Team Box Score

No.	Player				Total		3-Point		F-Throw		Rebounds												
		GP-GS	MIN	AVG	FG-FGA	FG%	3FG-3FGA	3FG%	FT-FTA	FT%	OFF	DEF	TOT	AVG	PF	DQ	A	TO	BLK	STL	PTS	AVG	
5	TSINEKE, Elena	13-12	378:34	29.1	68-175	.389	11-37	.297	27-28	.964	23	19	42	3.2	27	0	30	23	0	13	174	13.4	
3	HARVEY, Sydni	13-12	349:11	26.9	47-127	.370	34-75	.453	23-30	.767	8	15	23	1.8	20	2	13	22	2	13	151	11.6	
32	MENDJIADU FANKAM, Dulcy	14-6	281:09	20.1	54-120	.450	0-0	.000	34-49	.694	35	49	84	6.0	38	0	6	21	7	10	142	10.1	
4	PINZAN, Elisa	14-14	478:52	34.2	44-110	.400	21-56	.375	27-30	.900	3	38	41	2.9	14	0	83	36	0	19	136	9.7	
20	MUNUNGA, Bethy	14-13	415:07	29.7	52-120	.433	6-23	.261	24-32	.750	51	111	162	11.6	30	1	24	31	13	18	134	9.6	
1	ALVAREZ, Maria	14-0	196:03	14.0	23-68	.338	18-54	.333	5-8	.625	0	22	22	1.6	10	0	17	11	1	5	69	4.9	
21	LEVERETT, Shae	14-8	281:17	20.1	11-24	.458	0-0	.000	9-14	.643	23	36	59	4.2	37	3	3	10	6	10	31	2.2	
2	LAZIC, Mihaela	5-0	30:59	6.2	4-8	.500	1-3	.333	2-4	.500	2	2	4	0.8	0	0	4	2	0	0	11	2.2	
22	WILSON, Aerial	13-2	108:01	8.3	5-15	.333	3-11	.273	0-1	.000	1	5	6	0.5	10	0	13	11	1	6	13	1.0	
11	WILLIAMS, Patience	8-1	37:35	4.7	4-9	.444	0-0	.000	0-1	.000	1	4	5	0.6	6	0	1	3	2	3	8	1.0	
0	BETANCOURT, Odeth	5-0	12:04	2.4	2-4	.500	0-0	.000	0-0	.000	1	2	3	0.6	0	0	0	3	0	0	4	0.8	
13	GUERREIRO, Sara	13-2	85:06	6.5	4-18	.222	1-7	.143	0-0	.000	4	6	10	0.8	9	0	7	3	0	3	9	0.7	
12	BERMEJO, Cristina	12-0	126:43	10.6	3-18	.167	2-7	.286	0-0	.000	3	8	11	0.9	15	1	6	6	1	2	8	0.7	
24	WEARY, Bella	6-0	19:20	3.2	1-4	.250	1-3	.333	0-0	.000	1	2	3	0.5	1	0	1	0	0	0	3	0.5	
Team											41	40	81					12					
Total		14	2800		322-820	.393	98-276	.355	151-197	.766	197	359	556	39.7	217	7	208	194	33	102	893	63.8	
Opponents		14	2800		282-743	.380	74-263	.281	123-183	.672	128	319	447	31.9	214	4	145	210	46	75	761	54.4	

Team Statistics

	USF	OPP
Scoring	893	761
Points per game	63.8	54.4
Scoring margin	+9.4	-
Field goals-att	322-820	282-743
Field goal pct	.393	.380
3 point fg-att	98-276	74-263
3-point FG pct	.355	.281
3-pt FG made per game	7.0	5.3
Free throws-att	151-197	123-183
Free throw pct	.766	.672
F-Throws made per game	10.8	8.8
Rebounds	556	447
Rebounds per game	39.7	31.9
Rebounding margin	+7.8	-
Assists	208	145
Assists per game	14.9	10.4
Turnovers	194	210
Turnovers per game	13.9	15.0
Turnover margin	+1.1	-
Assist/turnover ratio	1.1	0.7
Steals	102	75
Steals per game	7.3	5.4
Blocks	33	46
Blocks per game	2.4	3.3
Winning streak	1	-
Home win streak	5	-
Attendance	11238	7040
Home games-Avg/Game	5-2248	3-2347
Neutral site-Avg/Game	-	6-432

Team Results

Date	Opponent		Score	Att.
11/09/2021	UTRGV	W	63-56	2710
11/11/2021	Alabama St.	W	72-37	2123
11/15/2021	at Tennessee	L	49-52	6017
11/20/2021	vs Syracuse	W	77-53	993
11/21/2021	vs UConn	L	53-60	1124
11/22/2021	vs Oregon	W	71-62	269
11/26/2021	vs Stanford	W	57-54	205
12/02/2021	at UT Arlington	L	56-61	630
12/12/2021	at VCU	W	64-57	393
12/15/2021	Stetson	W	69-50	2847
12/17/2021	High Point	W	62-46	1562
12/20/2021	vs West Virginia	W	77-55	0
12/21/2021	vs Ole Miss	L	53-61	0
12/29/2021	Jacksonville	W	70-57	1996



2021-22 South Fla. Women's Basketball Combined Team Statistics Home games

Page 1/1
as of Mar 03, 2022

Game Records

Record	Overall	Home	Away	Neutral
ALL GAMES	10-2	10-2	0-0	0-0
CONFERENCE	5-2	5-2	0-0	0-0
NON-CONFERENCE	5-0	5-0	0-0	0-0

Score by Periods

Team	1st	2nd	3rd	4th	OT	TOT
South Fla.	186	196	184	169	16	751
Opponents	150	149	176	154	8	637

Team Box Score

No.	Player				Total		3-Point		F-Throw		Rebounds											
		GP-GS	MIN	AVG	FG-FGA	FG%	3FG-3FGA	3FG%	FT-FTA	FT%	OFF	DEF	TOT	AVG	PF	DQ	A	TO	BLK	STL	PTS	AVG
5	TSINEKE, Elena	11-10	356:10	32.4	69-152	.454	13-42	.310	37-43	.860	14	13	27	2.5	20	0	31	30	2	4	188	17.1
20	MUNUNGA, Bethy	12-11	347:44	29.0	52-106	.491	3-13	.231	30-38	.789	39	78	117	9.8	27	1	20	31	13	18	137	11.4
32	MENDJIADU FANKAM, Dulcy	12-9	292:57	24.4	49-114	.430	0-1	.000	30-43	.698	35	46	81	6.8	37	0	7	24	11	10	128	10.7
4	PINZAN, Elisa	12-12	370:11	30.8	29-78	.372	12-43	.279	8-12	.667	4	41	45	3.8	7	0	62	21	0	9	78	6.5
1	ALVAREZ, Maria	11-1	199:44	18.2	21-68	.309	14-47	.298	14-19	.737	1	21	22	2.0	13	0	15	13	1	2	70	6.4
3	HARVEY, Sydni	11-9	258:10	23.5	20-81	.247	15-54	.278	7-12	.583	6	14	20	1.8	11	0	24	10	5	12	62	5.6
21	LEVERETT, Shae	12-3	199:26	16.6	8-14	.571	0-0	.000	10-23	.435	15	35	50	4.2	20	0	3	4	14	8	26	2.2
2	LAZIC, Mihaela	8-0	60:05	7.5	5-12	.417	1-6	.167	2-6	.333	2	4	6	0.8	1	0	8	4	0	0	13	1.6
13	GUERREIRO, Sara	10-2	88:53	8.9	7-21	.333	0-5	.000	2-2	1.000	2	6	8	0.8	10	0	5	1	0	2	16	1.6
22	WILSON, Aerial	9-2	86:35	9.6	5-13	.385	3-8	.375	0-1	.000	2	6	8	0.9	7	0	6	9	1	5	13	1.4
12	BERMEJO, Cristina	9-0	96:39	10.7	4-17	.235	0-3	.000	1-2	.500	6	8	14	1.6	10	1	4	6	1	1	9	1.0
11	WILLIAMS, Patience	7-1	37:57	5.4	3-8	.375	0-0	.000	0-1	.000	3	6	9	1.3	7	0	1	3	3	4	6	0.9
0	BETANCOURT, Odeth	3-0	10:06	3.4	1-2	.500	0-0	.000	0-0	.000	0	3	3	1.0	1	0	0	1	0	1	2	0.7
24	WEARY, Bella	5-0	20:23	4.1	1-5	.200	1-3	.333	0-0	.000	0	2	2	0.4	2	0	1	2	0	0	3	0.6
Team											30	38	68					10				
Total		12	2425		274-691	.397	62-225	.276	141-202	.698	159	321	480	40.0	173	2	187	169	51	76	751	62.6
Opponents		12	2425		229-654	.350	49-184	.266	130-188	.691	127	284	411	34.3	211	6	110	185	39	84	637	53.1

Team Statistics

	USF	OPP
Scoring	751	637
Points per game	62.6	53.1
Scoring margin	+9.5	-
Field goals-att	274-691	229-654
Field goal pct	.397	.350
3 point fg-att	62-225	49-184
3-point FG pct	.276	.266
3-pt FG made per game	5.2	4.1
Free throws-att	141-202	130-188
Free throw pct	.698	.691
F-Throws made per game	11.8	10.8
Rebounds	480	411
Rebounds per game	40.0	34.3
Rebounding margin	+5.8	-
Assists	187	110
Assists per game	15.6	9.2
Turnovers	169	185
Turnovers per game	14.1	15.4
Turnover margin	+1.3	-
Assist/turnover ratio	1.1	0.6
Steals	76	84
Steals per game	6.3	7.0
Blocks	51	39
Blocks per game	4.3	3.3
Winning streak	3	-
Home win streak	3	-
Attendance	24258	0
Home games-Avg/Game	12-2022	0-0
Neutral site-Avg/Game	-	0-0

Team Results

Date	Opponent		Score	Att.
11/09/2021	UTRGV	W	63-56	2710
11/11/2021	Alabama St.	W	72-37	2123
12/15/2021	Stetson	W	69-50	2847
12/17/2021	High Point	W	62-46	1562
12/29/2021	Jacksonville	W	70-57	1996
01/19/2022	Tulsa	W	66-63	1596
01/22/2022	Temple	Wot	75-67	2177
02/06/2022	Tulane	L	55-67	1683
02/13/2022	UCF	L	33-54	2086
02/16/2022	Cincinnati	W	54-45	1654
02/22/2022	Wichita St.	W	61-57	1628
03/02/2022	Houston	W	71-38	2196



2021-22 South Fla. Women's Basketball Combined Team Statistics Away games

Page 1/1
as of Feb 27, 2022

Game Records

Record	Overall	Home	Away	Neutral
ALL GAMES	8-3	0-0	8-3	0-0
CONFERENCE	7-1	0-0	7-1	0-0
NON-CONFERENCE	1-2	0-0	1-2	0-0

Score by Periods

Team	1st	2nd	3rd	4th	OT	TOT
South Fla.	152	149	164	172	0	637
Opponents	136	146	160	140	0	582

Team Box Score

No.	Player				Total		3-Point		F-Throw		Rebounds											
		GP-GS	MIN	AVG	FG-FGA	FG%	3FG-3FGA	3FG%	FT-FTA	FT%	OFF	DEF	TOT	AVG	PF	DQ	A	TO	BLK	STL	PTS	AVG
32	MENDJIADU FANKAM, Dulcy	11-9	305:28	27.8	61-106	.575	0-0	.000	25-38	.658	37	64	101	9.2	25	0	3	27	9	11	147	13.4
20	MUNUNGA, Bethy	11-11	377:17	34.3	46-108	.426	1-5	.200	35-45	.778	41	102	143	13.0	29	0	19	25	11	17	128	11.6
5	TSINEKE, Elena	11-11	335:11	30.5	47-140	.336	7-28	.250	18-25	.720	24	13	37	3.4	21	1	20	32	3	8	119	10.8
4	PINZAN, Elisa	10-10	354:06	35.4	28-80	.350	14-49	.286	30-39	.769	1	25	26	2.6	11	0	53	28	0	13	100	10.0
1	ALVAREZ, Maria	10-1	182:30	18.3	16-58	.276	14-49	.286	5-8	.625	4	16	20	2.0	15	0	15	6	2	2	51	5.1
3	HARVEY, Sydni	11-10	288:22	26.2	18-85	.212	11-47	.234	9-14	.643	8	19	27	2.5	19	2	15	21	0	5	56	5.1
13	GUERREIRO, Sara	10-1	55:33	5.6	6-19	.316	2-8	.250	1-1	1.000	6	4	10	1.0	4	0	3	5	0	2	15	1.5
21	LEVERETT, Shae	11-2	135:20	12.3	4-8	.500	0-0	.000	0-4	.000	6	17	23	2.1	21	1	2	5	2	5	8	0.7
12	BERMEJO, Cristina	11-0	106:41	9.7	2-11	.182	1-4	.250	3-4	.750	1	7	8	0.7	19	1	5	7	4	2	8	0.7
11	WILLIAMS, Patience	4-0	15:58	4.0	1-3	.333	0-0	.000	0-0	.000	1	3	4	1.0	0	0	0	0	1	1	2	0.5
22	WILSON, Aerial	7-0	34:30	4.9	1-5	.200	1-4	.250	0-0	.000	1	1	2	0.3	3	0	3	4	0	1	3	0.4
2	LAZIC, Mihaela	4-0	07:29	1.9	0-1	.000	0-0	.000	0-0	.000	0	0	0	0.0	0	0	1	0	0	0	0	0.0
24	WEARY, Bella	1-0	01:34	1.6	0-0	.000	0-0	.000	0-0	.000	0	0	0	0.0	0	0	0	0	0	0	0	0.0
Team											35	27	62					13				
Total		11	2200		230-624	.369	51-194	.263	126-178	.708	165	298	463	42.1	167	5	139	173	32	67	637	57.9
Opponents		11	2200		219-629	.348	35-147	.238	109-161	.677	124	240	364	33.1	186	3	107	130	42	72	582	52.9

Team Statistics

	USF	OPP
Scoring	637	582
Points per game	57.9	52.9
Scoring margin	+5.0	-
Field goals-att	230-624	219-629
Field goal pct	.369	.348
3 point fg-att	51-194	35-147
3-point FG pct	.263	.238
3-pt FG made per game	4.6	3.2
Free throws-att	126-178	109-161
Free throw pct	.708	.677
F-Throws made per game	11.5	9.9
Rebounds	463	364
Rebounds per game	42.1	33.1
Rebounding margin	+9.0	-
Assists	139	107
Assists per game	12.6	9.7
Turnovers	173	130
Turnovers per game	15.7	11.8
Turnover margin	-3.9	-
Assist/turnover ratio	0.8	0.8
Steals	67	72
Steals per game	6.1	6.5
Blocks	32	42
Blocks per game	2.9	3.8
Winning streak	5	-
Home win streak	0	-
Attendance	0	15156
Home games-Avg/Game	0-0	11-1378
Neutral site-Avg/Game	-	0-0

Team Results

Date	Opponent		Score	Att.
11/15/2021	at Tennessee	L	49-52	6017
12/02/2021	at UT Arlington	L	56-61	630
12/12/2021	at VCU	W	64-57	393
01/05/2022	at Cincinnati	W	61-46	310
01/12/2022	at Tulane	W	75-62	577
01/16/2022	at UCF	L	51-67	2763
01/26/2022	at SMU	W	62-56	674
01/30/2022	at Houston	W	55-35	566
02/09/2022	at Temple	W	49-40	1436
02/24/2022	at Wichita St.	W	47-46	1037
02/27/2022	at East Carolina	W	68-60	753



2021-22 South Fla. Women's Basketball Combined Team Statistics Neutral games

Page 1/1
as of Dec 21, 2021

Game Records

Record	Overall	Home	Away	Neutral
ALL GAMES	4-2	0-0	0-0	4-2
CONFERENCE	0-0	0-0	0-0	0-0
NON-CONFERENCE	4-2	0-0	0-0	4-2

Score by Periods

Team	1st	2nd	3rd	4th	OT	TOT
South Fla.	89	92	100	107	0	388
Opponents	92	67	86	100	0	345

Team Box Score

No.	Player				Total		3-Point		F-Throw		Rebounds															
		GP-GS	MIN	AVG	FG-FGA	FG%	3FG-3FGA	3FG%	FT-FTA	FT%	OFF	DEF	TOT	AVG	PF	DQ	A	TO	BLK	STL	PTS	AVG				
3	HARVEY, Sydni	6-6	173:31	28.9	25-59	.424	18-36	.500	19-24	.792	4	6	10	1.7	8	0	6	9	1	9	87	14.5				
5	TSINEKE, Elena	6-6	190:25	31.7	34-93	.366	4-16	.250	10-11	.909	13	13	26	4.3	14	0	14	13	0	9	82	13.7				
4	PINZAN, Elisa	6-6	213:59	35.7	18-45	.400	11-23	.478	14-16	.875	1	14	15	2.5	7	0	39	16	0	9	61	10.2				
20	MUNUNGA, Bethy	6-6	192:02	32.0	22-51	.431	2-10	.200	7-11	.636	20	48	68	11.3	17	1	15	12	6	7	53	8.8				
32	MENDJIADU FANKAM, Dulcy	6-2	117:19	19.6	19-51	.373	0-0	.000	13-21	.619	16	22	38	6.3	15	0	1	4	4	6	51	8.5				
1	ALVAREZ, Maria	6-0	78:37	13.1	10-25	.400	8-20	.400	1-2	.500	0	6	6	1.0	4	0	8	7	0	3	29	4.8				
21	LEVERETT, Shae	6-4	127:03	21.2	4-11	.364	0-0	.000	2-3	.667	13	14	27	4.5	18	2	1	6	0	4	10	1.7				
11	WILLIAMS, Patience	3-0	07:60	2.7	2-2	1.000	0-0	.000	0-0	.000	0	0	0	0.0	2	0	0	1	0	0	4	1.3				
2	LAZIC, Mihaela	1-0	01:51	1.9	0-0	.000	0-0	.000	1-2	.500	0	0	0	0.0	0	0	0	0	0	0	1	1.0				
12	BERMEJO, Cristina	6-0	56:19	9.4	2-7	.286	1-3	.333	0-0	.000	2	5	7	1.2	6	0	2	4	0	1	5	0.8				
0	BETANCOURT, Odeth	3-0	05:09	1.7	1-2	.500	0-0	.000	0-0	.000	1	0	1	0.3	0	0	0	2	0	0	2	0.7				
22	WILSON, Aerial	5-0	21:44	4.3	1-3	.333	1-3	.333	0-0	.000	0	0	0	0.0	1	0	4	0	0	1	3	0.6				
24	WEARY, Bella	2-0	02:08	1.1	0-0	.000	0-0	.000	0-0	.000	1	0	1	0.5	0	0	0	0	0	0	0	0.0				
13	GUERREIRO, Sara	5-0	11:54	2.4	0-3	.000	0-3	.000	0-0	.000	1	2	3	0.6	0	0	1	1	0	1	0	0.0				
Team											22	13	35					7								
Total		6	1200		138-352	.392	45-114	.395	67-90	.744	94	143	237	39.5	92	3	91	82	11	50	388	64.7				
Opponents		6	1200		130-313	.415	40-119	.336	45-72	.625	51	130	181	30.2	97	3	77	91	23	26	345	57.5				

Team Statistics

	USF	OPP
Scoring	388	345
Points per game	64.7	57.5
Scoring margin	+7.2	-
Field goals-att	138-352	130-313
Field goal pct	.392	.415
3 point fg-att	45-114	40-119
3-point FG pct	.395	.336
3-pt FG made per game	7.5	6.7
Free throws-att	67-90	45-72
Free throw pct	.744	.625
F-Throws made per game	11.2	7.5
Rebounds	237	181
Rebounds per game	39.5	30.2
Rebounding margin	+9.3	-
Assists	91	77
Assists per game	15.2	12.8
Turnovers	82	91
Turnovers per game	13.7	15.2
Turnover margin	+1.5	-
Assist/turnover ratio	1.1	0.8
Steals	50	26
Steals per game	8.3	4.3
Blocks	11	23
Blocks per game	1.8	3.8
Winning streak	0	-
Home win streak	0	-
Attendance	0	0
Home games-Avg/Game	0-0	0-0
Neutral site-Avg/Game	-	6-432

Team Results

Date	Opponent		Score	Att.
11/20/2021	vs Syracuse	W	77-53	993
11/21/2021	vs UConn	L	53-60	1124
11/22/2021	vs Oregon	W	71-62	269
11/26/2021	vs Stanford	W	57-54	205
12/20/2021	vs West Virginia	W	77-55	0
12/21/2021	vs Ole Miss	L	53-61	0



2021-22 South Fla. Women's Basketball
Season/Career Statistics
All games

Page 1/1
as of Mar 03, 2022

Summary

Player	Season Statistics										Career Statistics									
	GP-GS	MIN/G	FG%	3FG%	FT%	R/G	A/G	STL	BLK	PTS/G	GP-GS	MIN/G	FG%	3FG%	FT%	R/G	A/G	STL	BLK	PTS/G
ALVAREZ, Maria	27-2	17.1	.311	.310	.690	1.8	1.4	7	3	5.6	63-11	19.3	.342	.340	.653	2.1	1.7	34	3	6.9
BERMEJO, Cristina	26-0	10.0	.229	.200	.667	1.1	0.4	4	5	0.8	69-2	9.6	.284	.220	.733	1.6	0.5	20	13	1.4
BETANCOURT, Odeth	6-0	2.5	.500	.000	.000	0.7	0.0	1	0	0.7	6-0	2.5	.500	.000	.000	0.7	0.0	1	0	0.7
GUERREIRO, Sara	25-3	6.3	.302	.125	1.000	0.8	0.4	5	0	1.2	34-3	6.0	.300	.095	.600	0.9	0.3	6	0	1.2
HARVEY, Sydni	28-25	25.7	.280	.321	.700	2.0	1.6	26	6	7.3	105-88	27.6	.323	.347	.791	2.3	1.9	81	14	10.6
LAZIC, Mihaela	13-0	5.3	.385	.167	.375	0.5	0.7	0	0	1.1	31-2	6.4	.367	.130	.429	0.6	0.9	3	0	1.5
LEVERETT, Shae	29-9	15.9	.485	.000	.400	3.4	0.2	17	16	1.5	145-67	21.1	.585	.000	.534	5.4	0.4	82	119	4.3
MENDJIADU FANKAM, Dulcy	29-20	24.7	.476	.000	.667	7.6	0.4	27	24	11.2	29-20	24.7	.476	.000	.667	7.6	0.4	27	24	11.2
MUNUNGA, Bethy	29-28	31.6	.453	.214	.766	11.3	1.9	42	30	11.0	81-78	29.7	.466	.236	.729	11.3	1.5	103	82	10.0
PINZAN, Elisa	28-28	33.5	.369	.322	.776	3.1	5.5	31	0	8.5	109-90	31.1	.330	.305	.807	2.7	4.8	126	2	7.9
TSINEKE, Elena	28-27	31.5	.390	.279	.823	3.2	2.3	21	5	13.9	76-66	28.1	.384	.301	.857	2.5	1.9	48	15	13.3
WEARY, Bella	8-0	3.0	.200	.333	.000	0.4	0.1	0	0	0.4	8-0	3.0	.200	.333	.000	0.4	0.1	0	0	0.4
WILLIAMS, Patience	14-1	4.4	.462	.000	.000	0.9	0.1	5	4	0.9	14-1	4.4	.462	.000	.000	0.9	0.1	5	4	0.9
WILSON, Aerial	21-2	6.8	.333	.333	.000	0.5	0.6	7	1	0.9	21-2	6.8	.333	.333	.000	0.5	0.6	7	1	0.9

Scoring

Player	Season Statistics									Career Statistics								
	FG-FGA	FG%	3FG-3FGA	3FG%	FT-FTA	FT%	PTS	PTS/G		FG-FGA	FG%	3FG-3FGA	3FG%	FT-FTA	FT%	PTS	PTS/G	
ALVAREZ, Maria	47-151	.311	36-116	.310	20-29	.690	150	5.6		139-406	.342	111-326	.340	47-72	.653	436	6.9	
BERMEJO, Cristina	8-35	.229	2-10	.200	4-6	.667	22	0.8		33-116	.284	9-41	.220	22-30	.733	97	1.4	
BETANCOURT, Odeth	2-4	.500	0-0	.000	0-0	.000	4	0.7		2-4	.500	0-0	.000	0-0	.000	4	0.7	
GUERREIRO, Sara	13-43	.302	2-16	.125	3-3	1.000	31	1.2		18-60	.300	2-21	.095	3-5	.600	41	1.2	
HARVEY, Sydni	63-225	.280	44-137	.321	35-50	.700	205	7.3		332-1029	.323	171-493	.347	273-345	.791	1108	10.6	
LAZIC, Mihaela	5-13	.385	1-6	.167	3-8	.375	14	1.1		18-49	.367	3-23	.130	6-14	.429	45	1.5	
LEVERETT, Shae	16-33	.485	0-0	.000	12-30	.400	44	1.5		231-395	.585	0-1	.000	163-305	.534	625	4.3	
MENDJIADU FANKAM, Dulcy	129-271	.476	0-1	.000	68-102	.667	326	11.2		129-271	.476	0-1	.000	68-102	.667	326	11.2	
MUNUNGA, Bethy	120-265	.453	6-28	.214	72-94	.766	318	11.0		302-648	.466	13-55	.236	191-262	.729	808	10.0	
PINZAN, Elisa	75-203	.369	37-115	.322	52-67	.776	239	8.5		273-827	.330	141-462	.305	171-212	.807	858	7.9	
TSINEKE, Elena	150-385	.390	24-86	.279	65-79	.823	389	13.9		370-964	.384	100-332	.301	168-196	.857	1008	13.3	
WEARY, Bella	1-5	.200	1-3	.333	0-0	.000	3	0.4		1-5	.200	1-3	.333	0-0	.000	3	0.4	
WILLIAMS, Patience	6-13	.462	0-0	.000	0-1	.000	12	0.9		6-13	.462	0-0	.000	0-1	.000	12	0.9	
WILSON, Aerial	7-21	.333	5-15	.333	0-1	.000	19	0.9		7-21	.333	5-15	.333	0-1	.000	19	0.9	

Totals

Player	Season Statistics									Career Statistics								
	O-REB	D-REB	TOTAL	PF	FO	A	TO	A/TO		O-REB	D-REB	TOTAL	PF	FO	A	TO	A/TO	
ALVAREZ, Maria	5	43	48	32	0	38	26	1.5		20	110	130	81	2	104	74	1.4	
BERMEJO, Cristina	9	20	29	35	2	11	17	0.6		31	78	109	82	2	36	56	0.6	
BETANCOURT, Odeth	1	3	4	1	0	0	3	0.0		1	3	4	1	0	0	3	0.0	
GUERREIRO, Sara	9	12	21	14	0	9	7	1.3		14	15	29	15	0	11	11	1.0	
HARVEY, Sydni	18	39	57	38	2	45	40	1.1		89	152	241	188	7	197	211	0.9	
LAZIC, Mihaela	2	4	6	1	0	9	4	2.3		4	15	19	7	0	28	18	1.6	
LEVERETT, Shae	34	66	100	59	3	6	15	0.4		358	419	777	341	15	56	134	0.4	
MENDJIADU FANKAM, Dulcy	88	132	220	77	0	11	55	0.2		88	132	220	77	0	11	55	0.2	
MUNUNGA, Bethy	100	228	328	73	2	54	68	0.8		311	606	917	233	6	118	204	0.6	
PINZAN, Elisa	6	80	86	25	0	154	65	2.4		23	276	299	113	1	527	271	1.9	
TSINEKE, Elena	51	39	90	55	1	65	75	0.9		90	100	190	155	4	146	196	0.7	
WEARY, Bella	1	2	3	2	0	1	2	0.5		1	2	3	2	0	1	2	0.5	
WILLIAMS, Patience	4	9	13	9	0	1	4	0.3		4	9	13	9	0	1	4	0.3	
WILSON, Aerial	3	7	10	11	0	13	13	1.0		3	7	10	11	0	13	13	1.0	



**2021-22 South Fla. Women's Basketball
Season Schedule/Results & Leaders
All games**

Page 1/2
as of Mar 03, 2022

Game Records

Record	Overall	Home	Away	Neutral
ALL GAMES	22-7	10-2	8-3	4-2
CONFERENCE	12-3	5-2	7-1	0-0
NON-CONFERENCE	10-4	5-0	1-2	4-2

Team Results

Date	Opponent		Score	Att.	High Points	High Rebounds
11/09/2021	UTRGV	W	63-56	2710	(18) TSINEKE, Elena	(18) MUNUNGA, Bethy
11/11/2021	Alabama St.	W	72-37	2123	(22) HARVEY, Sydni	(5) MUNUNGA, Bethy
11/15/2021	at Tennessee	L	49-52	6017	(13) TSINEKE, Elena	(13) MUNUNGA, Bethy
11/20/2021	vs Syracuse	W	77-53	993	(18) MUNUNGA, Bethy	(12) MUNUNGA, Bethy
11/21/2021	vs UConn	L	53-60	1124	(17) TSINEKE, Elena	(8) LEVERETT, Shae
						(8) MUNUNGA, Bethy
11/22/2021	vs Oregon	W	71-62	269	(26) PINZAN, Elisa	(7) MENDJIADEU FANKAM, Dulcy
11/26/2021	vs Stanford	W	57-54	205	(15) HARVEY, Sydni	(23) MUNUNGA, Bethy
12/02/2021	at UT Arlington	L	56-61	630	(13) HARVEY, Sydni	(20) MUNUNGA, Bethy
					(13) MUNUNGA, Bethy	
12/12/2021	at VCU	W	64-57	393	(24) PINZAN, Elisa	(12) MUNUNGA, Bethy
12/15/2021	Stetson	W	69-50	2847	(12) PINZAN, Elisa	(9) LEVERETT, Shae
						(9) MUNUNGA, Bethy
12/17/2021	High Point	W	62-46	1562	(19) MENDJIADEU FANKAM, Dulcy	(5) LEVERETT, Shae
						(5) MUNUNGA, Bethy
12/20/2021	vs West Virginia	W	77-55	0	(20) TSINEKE, Elena	(12) MENDJIADEU FANKAM, Dulcy
12/21/2021	vs Ole Miss	L	53-61	0	(17) HARVEY, Sydni	(8) MENDJIADEU FANKAM, Dulcy
						(8) MUNUNGA, Bethy
12/29/2021	Jacksonville	W	70-57	1996	(22) TSINEKE, Elena	(12) MUNUNGA, Bethy
01/05/2022	at Cincinnati	W	61-46	310	(21) TSINEKE, Elena	(15) MUNUNGA, Bethy
01/12/2022	at Tulane	W	75-62	577	(26) MUNUNGA, Bethy	(12) MUNUNGA, Bethy
01/16/2022	at UCF	L	51-67	2763	(14) MENDJIADEU FANKAM, Dulcy	(11) MUNUNGA, Bethy
01/19/2022	Tulsa	W	66-63	1596	(30) TSINEKE, Elena	(11) MENDJIADEU FANKAM, Dulcy
01/22/2022	Temple	Wot	75-67	2177	(25) TSINEKE, Elena	(9) MENDJIADEU FANKAM, Dulcy
						(9) MUNUNGA, Bethy
01/26/2022	at SMU	W	62-56	674	(19) MENDJIADEU FANKAM, Dulcy	(13) MUNUNGA, Bethy
01/30/2022	at Houston	W	55-35	566	(11) MENDJIADEU FANKAM, Dulcy	(18) MUNUNGA, Bethy
					(11) ALVAREZ, Maria	
					(11) TSINEKE, Elena	
02/06/2022	Tulane	L	55-67	1683	(18) TSINEKE, Elena	(13) MUNUNGA, Bethy
02/09/2022	at Temple	W	49-40	1436	(13) TSINEKE, Elena	(15) MENDJIADEU FANKAM, Dulcy
					(13) MUNUNGA, Bethy	
02/13/2022	UCF	L	33-54	2086	(10) TSINEKE, Elena	(11) LEVERETT, Shae
02/16/2022	Cincinnati	W	54-45	1654	(22) MUNUNGA, Bethy	(15) MUNUNGA, Bethy
02/22/2022	Wichita St.	W	61-57	1628	(22) PINZAN, Elisa	(12) MUNUNGA, Bethy
02/24/2022	at Wichita St.	W	47-46	1037	(14) MENDJIADEU FANKAM, Dulcy	(10) MENDJIADEU FANKAM, Dulcy
02/27/2022	at East Carolina	W	68-60	753	(18) PINZAN, Elisa	(17) MENDJIADEU FANKAM, Dulcy
					(18) MENDJIADEU FANKAM, Dulcy	
03/02/2022	Houston	W	71-38	2196	(18) TSINEKE, Elena	(10) MUNUNGA, Bethy

Attendance Summary





2021-22 South Fla. Women's Basketball
Season Schedule/Results & Leaders
All games

Page 2/2
as of Mar 03, 2022

	Games	Attend	Avg/Game
Home	12	24258	2022
Away	11	15156	1378
Neutral	6	2591	432
Total	29	42005	1448



**2021-22 South Fla. Women's Basketball
Team Game-by-Game
All games**

Page 1/1
as of Mar 03, 2022

				Total		3-Pointers		Free throws		Rebounds											
Opponent	Date	Score		FG-FGA	PCT	3FG-3FGA	PCT	FT-FTA	PCT	OFF	DEF	TOT	AVG	PF	A	TO	BLK	STL	PTS	AVG	
UTRGV	11/09/2021	63-56	W	22-67	.328	6-25	.240	13-21	.619	20	25	45	45.0	13	10	15	3	8	63	63.0	
Alabama St.	11/11/2021	72-37	W	26-54	.481	9-25	.360	11-13	.846	5	27	32	38.5	16	22	10	2	14	72	67.5	
at Tennessee	11/15/2021	49-52	L	18-63	.286	8-23	.348	5-8	.625	16	26	42	39.7	22	8	14	0	3	49	61.3	
vs Syracuse	11/20/2021	77-53	W	28-69	.406	8-25	.320	13-17	.765	18	32	50	42.3	11	19	11	1	10	77	65.3	
vs UConn	11/21/2021	53-60	L	22-59	.373	7-20	.350	2-4	.500	15	19	34	40.6	13	17	11	0	8	53	62.8	
vs Oregon	11/22/2021	71-62	W	23-64	.359	8-18	.444	17-22	.773	15	19	34	39.5	19	17	12	7	16	71	64.2	
vs Stanford	11/26/2021	57-54	W	21-67	.313	7-20	.350	8-11	.727	24	28	52	41.3	14	13	16	2	6	57	63.1	
at UT Arlington	12/02/2021	56-61	L	22-68	.324	5-22	.227	7-10	.700	14	25	39	41.0	19	16	11	3	9	56	62.3	
at VCU	12/12/2021	64-57	W	22-50	.440	7-18	.389	13-15	.867	15	27	42	41.1	16	8	19	1	4	64	62.4	
Stetson	12/15/2021	69-50	W	28-61	.459	5-18	.278	8-10	.800	11	29	40	41.0	10	19	13	9	5	69	63.1	
High Point	12/17/2021	62-46	W	22-45	.489	4-10	.400	14-17	.824	6	33	39	40.8	20	17	18	2	3	62	63.0	
vs West Virginia	12/20/2021	77-55	W	28-48	.583	8-13	.615	13-16	.813	10	26	36	40.4	21	17	18	1	3	77	64.2	
vs Ole Miss	12/21/2021	53-61	L	16-45	.356	7-18	.389	14-20	.700	12	19	31	39.7	14	8	14	0	7	53	63.3	
Jacksonville	12/29/2021	70-57	W	24-60	.400	9-21	.429	13-13	1.000	16	24	40	39.7	9	17	12	2	6	70	63.8	
at Cincinnati	01/05/2022	61-46	W	22-56	.393	6-23	.261	11-19	.579	18	29	47	40.2	16	14	16	0	5	61	63.6	
at Tulane	01/12/2022	75-62	W	25-56	.446	3-14	.214	22-25	.880	12	24	36	39.9	26	16	15	4	5	75	64.3	
at UCF	01/16/2022	51-67	L	19-50	.380	4-16	.250	9-11	.818	16	15	31	39.4	14	11	19	4	6	51	63.5	
Tulsa	01/19/2022	66-63	W	24-67	.358	4-17	.235	14-24	.583	18	31	49	39.9	16	18	11	7	4	66	63.7	
Temple	01/22/2022	75-67	Wot	25-58	.431	3-14	.214	22-31	.710	10	27	37	39.8	18	18	8	3	2	75	64.3	
at SMU	01/26/2022	62-56	W	25-51	.490	1-7	.143	11-17	.647	11	30	41	39.9	11	20	15	6	5	62	64.2	
at Houston	01/30/2022	55-35	W	21-57	.368	3-10	.300	10-14	.714	13	37	50	40.3	14	11	21	3	5	55	63.7	
Tulane	02/06/2022	55-67	L	23-69	.333	2-27	.074	7-10	.700	14	25	39	40.3	17	14	11	5	5	55	63.3	
at Temple	02/09/2022	49-40	W	19-61	.311	2-13	.154	9-12	.750	14	31	45	40.5	7	7	13	2	7	49	62.7	
UCF	02/13/2022	33-54	L	13-47	.277	2-19	.105	5-10	.500	12	22	34	40.2	14	9	17	5	2	33	61.5	
Cincinnati	02/16/2022	54-45	W	17-53	.321	4-14	.286	16-27	.593	20	27	47	40.5	10	11	19	6	12	54	61.2	
Wichita St.	02/22/2022	61-57	W	23-56	.411	8-24	.333	7-13	.538	17	20	37	40.3	11	15	18	5	7	61	61.2	
at Wichita St.	02/24/2022	47-46	W	16-57	.281	4-22	.182	11-22	.500	17	26	43	40.4	11	11	12	5	7	47	60.6	
at East Carolina	02/27/2022	68-60	W	21-55	.382	8-26	.308	18-25	.720	19	28	47	40.7	11	17	18	4	11	68	60.9	
Houston	03/02/2022	71-38	W	27-54	.500	6-11	.545	11-13	.846	10	31	41	40.7	19	17	17	2	8	71	61.2	
Total		1776		642-1667	.385	158-533	.296	334-470	.711	418	762	1180	40.7	432	417	424	94	193	1776	61.2	
Opponents		1564		578-1596	.362	124-450	.276	284-421	.675	302	654	956	33.0	494	294	406	104	182	1564	53.9	

South Fla. Averages

Games Played	Points/game	FG Pct	3FG Pct	FT Pct	Rebounds/game	Assists/game	Turnovers/game	Assist/Turnover ratio	Steals/game	Blocks/game
29	61.2	38.5	29.6	71.1	40.7	14.4	14.6	1.0	6.7	3.2



2021-22 South Fla. Women's Basketball Opponents Game-by-Game All games

Page 1/1
as of Mar 03, 2022

				Total		3-Pointers		Free throws		Rebounds											
Opponent	Date	Score		FG-FGA	PCT	3FG-3FGA	PCT	FT-FTA	PCT	OFF	DEF	TOT	AVG	PF	A	TO	BLK	STL	PTS	AVG	
UTRGV	11/09/2021	63-56	W	20-52	.385	9-28	.321	7-11	.636	8	28	36	36.0	19	12	23	2	6	56	56.0	
Alabama St.	11/11/2021	72-37	W	11-51	.216	6-20	.300	9-14	.643	16	25	41	38.5	17	5	23	3	4	37	46.5	
at Tennessee	11/15/2021	49-52	L	22-66	.333	0-13	.000	8-18	.444	20	28	48	41.7	15	8	13	7	5	52	48.3	
vs Syracuse	11/20/2021	77-53	W	21-57	.368	7-27	.259	4-4	1.000	4	26	30	38.8	16	11	15	3	5	53	49.5	
vs UConn	11/21/2021	53-60	L	22-47	.468	11-27	.407	5-6	.833	6	23	29	36.8	9	19	15	3	4	60	51.6	
vs Oregon	11/22/2021	71-62	W	23-48	.479	6-14	.429	10-13	.769	7	28	35	36.5	24	11	25	5	2	62	53.3	
vs Stanford	11/26/2021	57-54	W	21-60	.350	8-25	.320	4-12	.333	16	22	38	36.7	14	16	13	7	6	54	53.4	
at UT Arlington	12/02/2021	56-61	L	23-52	.442	0-8	.000	15-20	.750	8	33	41	37.3	10	17	13	2	1	61	54.4	
at VCU	12/12/2021	64-57	W	20-51	.392	5-18	.278	12-16	.750	6	14	20	35.3	14	4	7	1	12	57	54.7	
Stetson	12/15/2021	69-50	W	18-57	.316	6-17	.353	8-10	.800	11	23	34	35.2	11	8	17	1	7	50	54.2	
High Point	12/17/2021	62-46	W	15-49	.306	6-27	.222	10-12	.833	2	18	20	33.8	17	7	12	2	8	46	53.5	
vs West Virginia	12/20/2021	77-55	W	19-50	.380	5-16	.313	12-19	.632	7	12	19	32.6	19	10	14	1	4	55	53.6	
vs Ole Miss	12/21/2021	53-61	L	24-51	.471	3-10	.300	10-18	.556	11	19	30	32.4	15	10	9	4	5	61	54.2	
Jacksonville	12/29/2021	70-57	W	23-52	.442	2-13	.154	9-10	.900	6	20	26	31.9	14	7	11	5	6	57	54.4	
at Cincinnati	01/05/2022	61-46	W	17-48	.354	4-15	.267	8-11	.727	3	22	25	31.5	24	10	11	7	5	46	53.8	
at Tulane	01/12/2022	75-62	W	17-60	.283	3-13	.231	25-34	.735	17	15	32	31.5	19	10	9	2	5	62	54.3	
at UCF	01/16/2022	51-67	L	27-55	.491	6-12	.500	7-14	.500	14	15	29	31.4	15	11	12	1	8	67	55.1	
Tulsa	01/19/2022	66-63	W	24-63	.381	7-18	.389	8-14	.571	11	30	41	31.9	23	12	13	5	4	63	55.5	
Temple	01/22/2022	75-67	Wot	24-63	.381	1-7	.143	18-26	.692	16	25	41	32.4	26	13	13	5	5	67	56.1	
at SMU	01/26/2022	62-56	W	22-61	.361	6-15	.400	6-8	.750	10	16	26	32.1	17	14	8	2	7	56	56.1	
at Houston	01/30/2022	55-35	W	14-59	.237	2-15	.133	5-9	.556	10	21	31	32.0	20	5	13	9	6	35	55.1	
Tulane	02/06/2022	55-67	L	22-56	.393	3-15	.200	20-28	.714	10	34	44	32.5	14	13	12	5	7	67	55.6	
at Temple	02/09/2022	49-40	W	18-62	.290	2-15	.133	2-3	.667	11	29	40	32.9	17	8	17	4	5	40	55.0	
UCF	02/13/2022	33-54	L	22-54	.407	2-9	.222	8-11	.727	12	23	35	33.0	13	11	11	4	9	54	54.9	
Cincinnati	02/16/2022	54-45	W	16-48	.333	3-8	.375	10-13	.769	6	21	27	32.7	24	7	17	4	9	45	54.5	
Wichita St.	02/22/2022	61-57	W	22-60	.367	2-8	.250	11-12	.917	18	19	37	32.9	14	8	16	3	11	57	54.6	
at Wichita St.	02/24/2022	47-46	W	17-54	.315	3-11	.273	9-11	.818	13	28	41	33.2	17	6	15	4	8	46	54.3	
at East Carolina	02/27/2022	68-60	W	22-61	.361	4-12	.333	12-17	.706	12	19	31	33.1	18	14	12	3	10	60	54.5	
Houston	03/02/2022	71-38	W	12-49	.245	2-14	.143	12-27	.444	11	18	29	33.0	19	7	17	0	8	38	53.9	
Total		1564		578-1596	.362	124-450	.276	284-421	.675	302	654	956	33.0	494	294	406	104	182	1564	53.9	
South Fla.		1776		642-1667	.385	158-533	.296	334-470	.711	418	762	1180	40.7	432	417	424	94	193	1776	61.2	

Opponents Averages

Games Played	Points/game	FG Pct	3FG Pct	FT Pct	Rebounds/game	Assists/game	Turnovers/game	Assist/Turnover ratio	Steals/game	Blocks/game
29	53.9	36.2	27.6	67.5	33.0	10.1	14.0	0.7	6.3	3.6



**2021-22 South Fla. Women's Basketball
Team High/Low Analysis
All games**

Page 1/4
as of Mar 03, 2022

South Fla. - Game Highs

POINTS	77		vs West Virginia (N) (12/20/2021)
	77		vs Syracuse (N) (11/20/2021)
	75		Temple (01/22/2022)
	75		at Tulane (01/12/2022)
	72		Alabama St. (11/11/2021)
FIELD GOALS MADE	28		vs West Virginia (N) (12/20/2021)
	28		Stetson (12/15/2021)
	28		vs Syracuse (N) (11/20/2021)
FIELD GOAL ATTEMPTS	69		Tulane (02/06/2022)
	69		vs Syracuse (N) (11/20/2021)
FIELD GOAL PERCENTAGE	.583	(28-48)	vs West Virginia (N) (12/20/2021)
	.500	(27-54)	Houston (03/02/2022)
3 PT FG MADE	9		Jacksonville (12/29/2021)
	9		Alabama St. (11/11/2021)
3 PT FG ATTEMPTS	27		Tulane (02/06/2022)
	26		at East Carolina (02/27/2022)
3 PT FG PERCENTAGE	.615	(8-13)	vs West Virginia (N) (12/20/2021)
	.545	(6-11)	Houston (03/02/2022)
FREE THROWS MADE	22		Temple (01/22/2022)
	22		at Tulane (01/12/2022)
FREE THROW ATTEMPTS	31		Temple (01/22/2022)
	27		Cincinnati (02/16/2022)
FREE THROW PERCENTAGE	1.000	(13-13)	Jacksonville (12/29/2021)
	.880	(22-25)	at Tulane (01/12/2022)
REBOUNDS	52		vs Stanford (N) (11/26/2021)
	50		at Houston (01/30/2022)
	50		vs Syracuse (N) (11/20/2021)
ASSISTS	22		Alabama St. (11/11/2021)
	20		at SMU (01/26/2022)
STEALS	16		vs Oregon (N) (11/22/2021)
	14		Alabama St. (11/11/2021)
BLOCKED SHOTS	9		Stetson (12/15/2021)
	7		Tulsa (01/19/2022)
	7		vs Oregon (N) (11/22/2021)
TURNOVERS	21		at Houston (01/30/2022)
	19		Cincinnati (02/16/2022)
	19		at UCF (01/16/2022)
	19		at VCU (12/12/2021)
FOULS	26		at Tulane (01/12/2022)
	22		at Tennessee (11/15/2021)



**2021-22 South Fla. Women's Basketball
Team High/Low Analysis
All games**

Page 2/4
as of Mar 03, 2022

Opponent - Game Highs

POINTS	67		Tulane (02/06/2022)
	67		Temple (01/22/2022)
	67		at UCF (01/16/2022)
	63		Tulsa (01/19/2022)
	62		at Tulane (01/12/2022)
	62		vs Oregon (N) (11/22/2021)
FIELD GOALS MADE	27		at UCF (01/16/2022)
	24		Temple (01/22/2022)
	24		Tulsa (01/19/2022)
	24		vs Ole Miss (N) (12/21/2021)
FIELD GOAL ATTEMPTS	66		at Tennessee (11/15/2021)
	63		Temple (01/22/2022)
	63		Tulsa (01/19/2022)
FIELD GOAL PERCENTAGE	.491	(27-55)	at UCF (01/16/2022)
	.479	(23-48)	vs Oregon (N) (11/22/2021)
3 PT FG MADE	11		vs UConn (N) (11/21/2021)
	9		UTRGV (11/09/2021)
3 PT FG ATTEMPTS	28		UTRGV (11/09/2021)
	27		High Point (12/17/2021)
	27		vs UConn (N) (11/21/2021)
	27		vs Syracuse (N) (11/20/2021)
3 PT FG PERCENTAGE	.500	(6-12)	at UCF (01/16/2022)
	.429	(6-14)	vs Oregon (N) (11/22/2021)
FREE THROWS MADE	25		at Tulane (01/12/2022)
	20		Tulane (02/06/2022)
FREE THROW ATTEMPTS	34		at Tulane (01/12/2022)
	28		Tulane (02/06/2022)
FREE THROW PERCENTAGE	1.000	(4-4)	vs Syracuse (N) (11/20/2021)
	.917	(11-12)	Wichita St. (02/22/2022)
REBOUNDS	48		at Tennessee (11/15/2021)
	44		Tulane (02/06/2022)
ASSISTS	19		vs UConn (N) (11/21/2021)
	17		at UT Arlington (12/02/2021)
STEALS	12		at VCU (12/12/2021)
	11		Wichita St. (02/22/2022)
BLOCKED SHOTS	9		at Houston (01/30/2022)
	7		at Cincinnati (01/05/2022)
	7		vs Stanford (N) (11/26/2021)
	7		at Tennessee (11/15/2021)
TURNOVERS	25		vs Oregon (N) (11/22/2021)
	23		Alabama St. (11/11/2021)
	23		UTRGV (11/09/2021)
FOULS	26		Temple (01/22/2022)
	24		Cincinnati (02/16/2022)
	24		at Cincinnati (01/05/2022)
	24		vs Oregon (N) (11/22/2021)



**2021-22 South Fla. Women's Basketball
Team High/Low Analysis
All games**

Page 3/4
as of Mar 03, 2022

South Fla. - Game Lows

POINTS	33		UCF (02/13/2022)
	47		at Wichita St. (02/24/2022)
	49		at Temple (02/09/2022)
	49		at Tennessee (11/15/2021)
	51		at UCF (01/16/2022)
FIELD GOALS MADE	13		UCF (02/13/2022)
	16		at Wichita St. (02/24/2022)
	16		vs Ole Miss (N) (12/21/2021)
FIELD GOAL ATTEMPTS	45		vs Ole Miss (N) (12/21/2021)
	45		High Point (12/17/2021)
FIELD GOAL PERCENTAGE	.277	(13-47)	UCF (02/13/2022)
	.281	(16-57)	at Wichita St. (02/24/2022)
3 PT FG MADE	1		at SMU (01/26/2022)
	2		UCF (02/13/2022)
	2		at Temple (02/09/2022)
	2		Tulane (02/06/2022)
3 PT FG ATTEMPTS	7		at SMU (01/26/2022)
	10		at Houston (01/30/2022)
	10		High Point (12/17/2021)
3 PT FG PERCENTAGE	.074	(2-27)	Tulane (02/06/2022)
	.105	(2-19)	UCF (02/13/2022)
FREE THROWS MADE	2		vs UConn (N) (11/21/2021)
	5		UCF (02/13/2022)
	5		at Tennessee (11/15/2021)
FREE THROW ATTEMPTS	4		vs UConn (N) (11/21/2021)
	8		at Tennessee (11/15/2021)
FREE THROW PERCENTAGE	.500	(11-22)	at Wichita St. (02/24/2022)
	.500	(5-10)	UCF (02/13/2022)
	.500	(2-4)	vs UConn (N) (11/21/2021)
REBOUNDS	31		at UCF (01/16/2022)
	31		vs Ole Miss (N) (12/21/2021)
ASSISTS	7		at Temple (02/09/2022)
	8		vs Ole Miss (N) (12/21/2021)
	8		at VCU (12/12/2021)
	8		at Tennessee (11/15/2021)
STEALS	2		UCF (02/13/2022)
	2		Temple (01/22/2022)
BLOCKED SHOTS	0		at Cincinnati (01/05/2022)
	0		vs Ole Miss (N) (12/21/2021)
	0		vs UConn (N) (11/21/2021)
	0		at Tennessee (11/15/2021)
TURNOVERS	8		Temple (01/22/2022)
	10		Alabama St. (11/11/2021)
FOULS	7		at Temple (02/09/2022)
	9		Jacksonville (12/29/2021)



**2021-22 South Fla. Women's Basketball
Team High/Low Analysis
All games**

Page 4/4
as of Mar 03, 2022

Opponent - Game Lows

POINTS	35		at Houston (01/30/2022)
	37		Alabama St. (11/11/2021)
	38		Houston (03/02/2022)
	40		at Temple (02/09/2022)
	45		Cincinnati (02/16/2022)
FIELD GOALS MADE	11		Alabama St. (11/11/2021)
	12		Houston (03/02/2022)
FIELD GOAL ATTEMPTS	47		vs UConn (N) (11/21/2021)
	48		Cincinnati (02/16/2022)
	48		at Cincinnati (01/05/2022)
	48		vs Oregon (N) (11/22/2021)
FIELD GOAL PERCENTAGE	.216	(11-51)	Alabama St. (11/11/2021)
	.237	(14-59)	at Houston (01/30/2022)
3 PT FG MADE	0		at UT Arlington (12/02/2021)
	0		at Tennessee (11/15/2021)
3 PT FG ATTEMPTS	7		Temple (01/22/2022)
	8		Wichita St. (02/22/2022)
	8		Cincinnati (02/16/2022)
	8		at UT Arlington (12/02/2021)
3 PT FG PERCENTAGE	.000	(0-8)	at UT Arlington (12/02/2021)
	.000	(0-13)	at Tennessee (11/15/2021)
FREE THROWS MADE	2		at Temple (02/09/2022)
	4		vs Stanford (N) (11/26/2021)
	4		vs Syracuse (N) (11/20/2021)
FREE THROW ATTEMPTS	3		at Temple (02/09/2022)
	4		vs Syracuse (N) (11/20/2021)
FREE THROW PERCENTAGE	.333	(4-12)	vs Stanford (N) (11/26/2021)
	.444	(12-27)	Houston (03/02/2022)
	.444	(8-18)	at Tennessee (11/15/2021)
REBOUNDS	19		vs West Virginia (N) (12/20/2021)
	20		High Point (12/17/2021)
	20		at VCU (12/12/2021)
ASSISTS	4		at VCU (12/12/2021)
	5		at Houston (01/30/2022)
	5		Alabama St. (11/11/2021)
STEALS	1		at UT Arlington (12/02/2021)
	2		vs Oregon (N) (11/22/2021)
BLOCKED SHOTS	0		Houston (03/02/2022)
	1		at UCF (01/16/2022)
	1		vs West Virginia (N) (12/20/2021)
	1		Stetson (12/15/2021)
	1		at VCU (12/12/2021)
TURNOVERS	7		at VCU (12/12/2021)
	8		at SMU (01/26/2022)
FOULS	9		vs UConn (N) (11/21/2021)
	10		at UT Arlington (12/02/2021)



2021-22 South Fla. Women's Basketball
Player Highs Analysis
All games

Page 1/4
as of Mar 03, 2022

South Fla. - Individual Game Highs

POINTS	30		Elena Tsineke vs Tulsa (01/19/2022)
	26		Bethy Mununga at Tulane (01/12/2022)
	26		Elisa Pinzan vs Oregon (N) (11/22/2021)
	25		Elena Tsineke vs Temple (01/22/2022)
	24		Elisa Pinzan at VCU (12/12/2021)
FIELD GOALS MADE	10		Elena Tsineke vs Tulsa (01/19/2022)
	10		Dulcy Mendjiadeu Fankam at VCU (12/12/2021)
FIELD GOAL ATTEMPTS	24		Elena Tsineke vs Tulsa (01/19/2022)
	21		Elena Tsineke vs Tulane (02/06/2022)
FIELD GOAL PERCENTAGE (min 5 made)	.909	(10-11)	Dulcy Mendjiadeu Fankam at VCU (12/12/2021)
	.833	(5-6)	Maria Alvarez vs West Virginia (N) (12/20/2021)
3 PT FG MADE	6		Sydni Harvey vs Alabama St. (11/11/2021)
	5		Elisa Pinzan vs Wichita St. (02/22/2022)
3 PT FG ATTEMPTS	11		Maria Alvarez at Cincinnati (01/05/2022)
	10		Elisa Pinzan at East Carolina (02/27/2022)
	10		Elisa Pinzan vs Wichita St. (02/22/2022)
3 PT FG PERCENTAGE (min 2 made)	1.000	(4-4)	Maria Alvarez vs West Virginia (N) (12/20/2021)
	1.000	(4-4)	Elisa Pinzan vs Oregon (N) (11/22/2021)
	1.000	(3-3)	Maria Alvarez vs Houston (03/02/2022)
	1.000	(2-2)	Bethy Mununga vs High Point (12/17/2021)
FREE THROWS MADE	10		Elena Tsineke vs Temple (01/22/2022)
	10		Bethy Mununga at Tulane (01/12/2022)
FREE THROW ATTEMPTS	12		Bethy Mununga vs Cincinnati (02/16/2022)
	12		Elena Tsineke vs Temple (01/22/2022)
FREE THROW PERCENTAGE (min 3 made)	1.000	(8-8)	Bethy Mununga vs Jacksonville (12/29/2021)
	1.000	(8-8)	Elisa Pinzan vs Oregon (N) (11/22/2021)
	1.000	(6-6)	Elisa Pinzan at East Carolina (02/27/2022)
	1.000	(5-5)	Elena Tsineke at UCF (01/16/2022)
	1.000	(5-5)	Dulcy Mendjiadeu Fankam at Tulane (01/12/2022)
	1.000	(5-5)	Elena Tsineke vs High Point (12/17/2021)
	1.000	(4-4)	Bethy Mununga vs Houston (03/02/2022)
	1.000	(4-4)	Bethy Mununga at East Carolina (02/27/2022)
	1.000	(4-4)	Shae Leverett vs Stetson (12/15/2021)
	1.000	(4-4)	Sydni Harvey vs Stanford (N) (11/26/2021)
	1.000	(4-4)	Elena Tsineke vs Syracuse (N) (11/20/2021)
	1.000	(4-4)	Elena Tsineke at Tennessee (11/15/2021)
	1.000	(3-3)	Elena Tsineke vs Houston (03/02/2022)
	1.000	(3-3)	Elena Tsineke vs Jacksonville (12/29/2021)
	1.000	(3-3)	Elisa Pinzan vs Ole Miss (N) (12/21/2021)
	1.000	(3-3)	Elena Tsineke vs West Virginia (N) (12/20/2021)
REBOUNDS	23		Bethy Mununga vs Stanford (N) (11/26/2021)
	20		Bethy Mununga at UT Arlington (12/02/2021)
ASSISTS	11		Elisa Pinzan at UT Arlington (12/02/2021)
	10		Elisa Pinzan at SMU (01/26/2022)
	10		Elisa Pinzan vs High Point (12/17/2021)
	10		Elisa Pinzan vs Oregon (N) (11/22/2021)
STEALS	4		Bethy Mununga vs Cincinnati (02/16/2022)
	4		Elena Tsineke vs Ole Miss (N) (12/21/2021)
	4		Elisa Pinzan at UT Arlington (12/02/2021)
	4		Elisa Pinzan vs Oregon (N) (11/22/2021)
	4		Aerial Wilson vs Alabama St. (11/11/2021)



2021-22 South Fla. Women's Basketball
Player Highs Analysis
All games

Page 2/4
as of Mar 03, 2022

South Fla. - Individual Game Highs

BLOCKED SHOTS	3	Sydni Harvey vs Wichita St. (02/22/2022)
	3	Shae Leverett vs UCF (02/13/2022)
	3	Dulcy Mendjiadeu Fankam vs Tulane (02/06/2022)
	3	Dulcy Mendjiadeu Fankam vs Tulsa (01/19/2022)
	3	Bethy Mununga at UCF (01/16/2022)
	3	Dulcy Mendjiadeu Fankam at Tulane (01/12/2022)
	3	Shae Leverett vs Stetson (12/15/2021)
	3	Bethy Mununga vs Oregon (N) (11/22/2021)
	3	Dulcy Mendjiadeu Fankam vs Oregon (N) (11/22/2021)
TURNOVERS	7	Elena Tsineke at UCF (01/16/2022)
	6	Elena Tsineke vs Wichita St. (02/22/2022)
	6	Elena Tsineke at Temple (02/09/2022)
FOULS	5	Cristina Bermejo vs Temple (01/22/2022)
	5	Bethy Mununga vs Temple (01/22/2022)
	5	Elena Tsineke at Tulane (01/12/2022)
	5	Shae Leverett vs West Virginia (N) (12/20/2021)
	5	Cristina Bermejo at VCU (12/12/2021)
	5	Sydni Harvey at UT Arlington (12/02/2021)
	5	Shae Leverett vs Stanford (N) (11/26/2021)
	5	Bethy Mununga vs Oregon (N) (11/22/2021)
	5	Sydni Harvey at Tennessee (11/15/2021)
	5	Shae Leverett at Tennessee (11/15/2021)



2021-22 South Fla. Women's Basketball
Player Highs Analysis
All games

Page 3/4
as of Mar 03, 2022

Opponent - Individual Game Highs

POINTS	29		Tanyah Thompson at East Carolina (02/27/2022)
	26		Mia Davis vs Temple (01/22/2022)
	24		Jordan Horston at Tennessee (11/15/2021)
	23		Wyvette Mayberry vs Tulsa (01/19/2022)
	23		Cameron Brink vs Stanford (N) (11/26/2021)
FIELD GOALS MADE	11		Tanyah Thompson at East Carolina (02/27/2022)
	10		Cameron Brink vs Stanford (N) (11/26/2021)
FIELD GOAL ATTEMPTS	24		Jordan Horston at Tennessee (11/15/2021)
	21		Mia Davis at Temple (02/09/2022)
FIELD GOAL PERCENTAGE (min 5 made)	.750	(6-8)	Madison Scott vs Ole Miss (N) (12/21/2021)
	.700	(7-10)	Sydney Parrish vs Oregon (N) (11/22/2021)
3 PT FG MADE	6		Azzi Fudd vs UConn (N) (11/21/2021)
	4		Caitlyn Wilson at Cincinnati (01/05/2022)
	4		Christianna Carr vs Syracuse (N) (11/20/2021)
3 PT FG ATTEMPTS	11		Caitlyn Wilson at Cincinnati (01/05/2022)
	10		Paige Bueckers vs UConn (N) (11/21/2021)
3 PT FG PERCENTAGE (min 2 made)	.750	(3-4)	Tanyah Thompson at East Carolina (02/27/2022)
	.750	(3-4)	Diamond Battles at UCF (01/16/2022)
	.750	(3-4)	Jenson Edwards vs High Point (12/17/2021)
	.750	(3-4)	Jayla Crawford vs Alabama St. (11/11/2021)
FREE THROWS MADE	12		Dynah Jones at Tulane (01/12/2022)
	9		Arsula Clark at Tulane (01/12/2022)
FREE THROW ATTEMPTS	16		Dynah Jones at Tulane (01/12/2022)
	12		Mia Davis vs Temple (01/22/2022)
FREE THROW PERCENTAGE (min 3 made)	1.000	(5-5)	Da'Ja Green at East Carolina (02/27/2022)
	1.000	(5-5)	Dynah Jones vs Tulane (02/06/2022)
	1.000	(4-4)	Julia Blackshell-Fair vs Houston (03/02/2022)
	1.000	(4-4)	Tanyah Thompson at East Carolina (02/27/2022)
	1.000	(4-4)	Asia Strong at Wichita St. (02/24/2022)
	1.000	(4-4)	Mariah McCully vs Wichita St. (02/22/2022)
	1.000	(4-4)	Da'Nasia Shaw vs Jacksonville (12/29/2021)
	1.000	(4-4)	Amaria McNear vs High Point (12/17/2021)
	1.000	(4-4)	Samantha Robinson at VCU (12/12/2021)
	1.000	(4-4)	Terryn Milton at UT Arlington (12/02/2021)
	1.000	(3-3)	Tiara Young at Houston (01/30/2022)
	1.000	(3-3)	Temira Poindexter vs Tulsa (01/19/2022)
	1.000	(3-3)	Ayanna Dublin vs Stetson (12/15/2021)
REBOUNDS	11		Kyra Wood at Temple (02/09/2022)
	11		Krystal Freeman vs Tulane (02/06/2022)
	11		Cameron Brink vs Stanford (N) (11/26/2021)
ASSISTS	10		Aniya Gourdine vs Temple (01/22/2022)
	7		Olivia Nelson-Ododa vs UConn (N) (11/21/2021)
	7		Paige Bueckers vs UConn (N) (11/21/2021)
STEALS	4		Seraphine Bastin at Wichita St. (02/24/2022)
	4		Kaila Anderson vs Tulane (02/06/2022)
	4		Alisha Lewis at UCF (01/16/2022)
BLOCKED SHOTS	6		Tamari Key at Tennessee (11/15/2021)
	5		Asiah Jones vs Jacksonville (12/29/2021)
TURNOVERS	8		Akira Levy vs Cincinnati (02/16/2022)
	7		Maddie Scherr vs Oregon (N) (11/22/2021)



2021-22 South Fla. Women's Basketball
Player Highs Analysis
All games

Page 4/4
as of Mar 03, 2022

Opponent - Individual Game Highs

FOULS	5	Synia Johnson at East Carolina (02/27/2022)
	5	Jane Asinde at Wichita St. (02/24/2022)
	5	Caitlyn Wilson vs Cincinnati (02/16/2022)
	5	Dynah Jones vs Tulane (02/06/2022)
	5	Tatyana Hill at Houston (01/30/2022)
	5	Emani Mayo vs Temple (01/22/2022)
	5	Jasha Clinton vs Temple (01/22/2022)
	5	Maddie Bittle vs Tulsa (01/19/2022)
	5	Jayla Hemingway vs West Virginia (N) (12/20/2021)
	5	Maddie Scherr vs Oregon (N) (11/22/2021)
	5	Chanaya Pinto vs Oregon (N) (11/22/2021)
	5	Iva Belosevic vs UTRGV (11/09/2021)



2021-22 South Fla. Women's Basketball
Category Leaders
All games

Page 1/3
as of Mar 03, 2022

Points

##	Player	G	Pts	Pts/G
5	Tsineke, Elena	28	389	13.9
32	Mendjiadeu Fankam, Dulcy	29	326	11.2
20	Mununga, Bethy	29	318	11.0
4	Pinzan, Elisa	28	239	8.5
3	Harvey, Sydni	28	205	7.3
1	Alvarez, Maria	27	150	5.6
21	Leverett, Shae	29	44	1.5
13	Guerreiro, Sara	25	31	1.2
12	Bermejo, Cristina	26	22	0.8
22	Wilson, Aerial	21	19	0.9
2	Lazic, Mihaela	13	14	1.1
11	Williams, Patience	14	12	0.9
0	Betancourt, Odeth	6	4	0.7
24	Weary, Bella	8	3	0.4

Scoring Average

##	Player	G	Pts	Pts/G
5	Tsineke, Elena	28	389	13.9
32	Mendjiadeu Fankam, Dulcy	29	326	11.2
20	Mununga, Bethy	29	318	11.0
4	Pinzan, Elisa	28	239	8.5
3	Harvey, Sydni	28	205	7.3
1	Alvarez, Maria	27	150	5.6
21	Leverett, Shae	29	44	1.5
13	Guerreiro, Sara	25	31	1.2
2	Lazic, Mihaela	13	14	1.1
22	Wilson, Aerial	21	19	0.9
11	Williams, Patience	14	12	0.9
12	Bermejo, Cristina	26	22	0.8
0	Betancourt, Odeth	6	4	0.7
24	Weary, Bella	8	3	0.4

Field Goal Percentage

##	Player	FG	Att	Pct
0	Betancourt, Odeth	2	4	.500
21	Leverett, Shae	16	33	.485
32	Mendjiadeu Fankam, Dulcy	129	271	.476
11	Williams, Patience	6	13	.462
20	Mununga, Bethy	120	265	.453
5	Tsineke, Elena	150	385	.390
2	Lazic, Mihaela	5	13	.385
4	Pinzan, Elisa	75	203	.369
22	Wilson, Aerial	7	21	.333
1	Alvarez, Maria	47	151	.311
13	Guerreiro, Sara	13	43	.302
3	Harvey, Sydni	63	225	.280
12	Bermejo, Cristina	8	35	.229
24	Weary, Bella	1	5	.200

Field Goal Attempts

##	Player	G	Att	Att/G
5	Tsineke, Elena	28	385	13.8
32	Mendjiadeu Fankam, Dulcy	29	271	9.3
20	Mununga, Bethy	29	265	9.1
3	Harvey, Sydni	28	225	8.0
4	Pinzan, Elisa	28	203	7.3

Field Goals Made

##	Player	G	Made	Made/G
5	Tsineke, Elena	28	150	5.4
32	Mendjiadeu Fankam, Dulcy	29	129	4.4
20	Mununga, Bethy	29	120	4.1
4	Pinzan, Elisa	28	75	2.7
3	Harvey, Sydni	28	63	2.3

3-Point FG Percentage

##	Player	3FG	Att	Pct
22	Wilson, Aerial	5	15	.333
24	Weary, Bella	1	3	.333
4	Pinzan, Elisa	37	115	.322
3	Harvey, Sydni	44	137	.321
1	Alvarez, Maria	36	116	.310
5	Tsineke, Elena	24	86	.279
20	Mununga, Bethy	6	28	.214
12	Bermejo, Cristina	2	10	.200
2	Lazic, Mihaela	1	6	.167
13	Guerreiro, Sara	2	16	.125

3-Point FG Attempts

##	Player	G	Att	Att/G
3	Harvey, Sydni	28	137	4.9
1	Alvarez, Maria	27	116	4.3
4	Pinzan, Elisa	28	115	4.1
5	Tsineke, Elena	28	86	3.1
20	Mununga, Bethy	29	28	1.0

3-Point FG Made

##	Player	G	Made	Made/G
3	Harvey, Sydni	28	44	1.6
4	Pinzan, Elisa	28	37	1.3
1	Alvarez, Maria	27	36	1.3
5	Tsineke, Elena	28	24	0.9
20	Mununga, Bethy	29	6	0.2



2021-22 South Fla. Women's Basketball
Category Leaders
All games

Page 2/3
as of Mar 03, 2022

Free Throw Percentage

##	Player	Made	Att	Pct
13	Guerreiro, Sara	3	3	1.000
5	Tsineke, Elena	65	79	.823
4	Pinzan, Elisa	52	67	.776
20	Mununga, Bethy	72	94	.766
3	Harvey, Sydni	35	50	.700
1	Alvarez, Maria	20	29	.690
32	Mendjiadeu Fankam, Dulcy	68	102	.667
12	Bermejo, Cristina	4	6	.667
21	Leverett, Shae	12	30	.400
2	Lazic, Mihaela	3	8	.375

Free Throw Attempts

##	Player	G	Att	Att/G
32	Mendjiadeu Fankam, Dulcy	29	102	3.5
20	Mununga, Bethy	29	94	3.2
5	Tsineke, Elena	28	79	2.8
4	Pinzan, Elisa	28	67	2.4
3	Harvey, Sydni	28	50	1.8

Free Throws Made

##	Player	G	Made	Made/G
20	Mununga, Bethy	29	72	2.5
32	Mendjiadeu Fankam, Dulcy	29	68	2.3
5	Tsineke, Elena	28	65	2.3
4	Pinzan, Elisa	28	52	1.9
3	Harvey, Sydni	28	35	1.3

Rebounds

##	Player	G	Reb	Reb/G
20	Mununga, Bethy	29	328	11.3
32	Mendjiadeu Fankam, Dulcy	29	220	7.6
21	Leverett, Shae	29	100	3.4
5	Tsineke, Elena	28	90	3.2
4	Pinzan, Elisa	28	86	3.1

Assists

##	Player	G	Ast	Ast/G
4	Pinzan, Elisa	28	154	5.5
5	Tsineke, Elena	28	65	2.3
20	Mununga, Bethy	29	54	1.9
3	Harvey, Sydni	28	45	1.6
1	Alvarez, Maria	27	38	1.4

Rebounds Average

##	Player	G	Reb	Reb/G
20	Mununga, Bethy	29	328	11.3
32	Mendjiadeu Fankam, Dulcy	29	220	7.6
21	Leverett, Shae	29	100	3.4
5	Tsineke, Elena	28	90	3.2
4	Pinzan, Elisa	28	86	3.1

Steals

##	Player	G	Stl	Stl/G
20	Mununga, Bethy	29	42	1.4
4	Pinzan, Elisa	28	31	1.1
32	Mendjiadeu Fankam, Dulcy	29	27	0.9
3	Harvey, Sydni	28	26	0.9
5	Tsineke, Elena	28	21	0.8

Offensive Rebounds

##	Player	G	OReb	OReb/G
20	Mununga, Bethy	29	100	3.4
32	Mendjiadeu Fankam, Dulcy	29	88	3.0
5	Tsineke, Elena	28	51	1.8
21	Leverett, Shae	29	34	1.2
3	Harvey, Sydni	28	18	0.6

Blocked Shots

##	Player	G	Blk	Blk/G
20	Mununga, Bethy	29	30	1.0
32	Mendjiadeu Fankam, Dulcy	29	24	0.8
21	Leverett, Shae	29	16	0.6
3	Harvey, Sydni	28	6	0.2
5	Tsineke, Elena	28	5	0.2

Defensive Rebounds

##	Player	G	DReb	DReb/G
20	Mununga, Bethy	29	228	7.9
32	Mendjiadeu Fankam, Dulcy	29	132	4.6
4	Pinzan, Elisa	28	80	2.9
21	Leverett, Shae	29	66	2.3
1	Alvarez, Maria	27	43	1.6

Minutes

##	Player	G	Min	Min/G
4	Pinzan, Elisa	28	938	33:31
20	Mununga, Bethy	29	917	31:37
5	Tsineke, Elena	28	882	31:30
3	Harvey, Sydni	28	720	25:43
32	Mendjiadeu Fankam, Dulcy	29	716	24:41



2021-22 South Fla. Women's Basketball
Category Leaders
All games

Page 3/3
as of Mar 03, 2022

Fouls

##	Player	G	PF	PF/G
32	Mendjiadeu Fankam, Dulcy	29	77	2.7
20	Mununga, Bethy	29	73	2.5
21	Leverett, Shae	29	59	2.0
5	Tsineke, Elena	28	55	2.0
3	Harvey, Sydney	28	38	1.4

Turnovers

##	Player	G	TO	TO/G
5	Tsineke, Elena	28	75	2.7
20	Mununga, Bethy	29	68	2.3
4	Pinzan, Elisa	28	65	2.3
32	Mendjiadeu Fankam, Dulcy	29	55	1.9
3	Harvey, Sydney	28	40	1.4

Foul Outs

##	Player	G	FO
21	Leverett, Shae	29	3
3	Harvey, Sydney	28	2
20	Mununga, Bethy	29	2
12	Bermejo, Cristina	26	2
5	Tsineke, Elena	28	1



2021-22 South Fla. Women's Basketball
Points-rebounds-assists
All games

Page 1/2
as of Mar 03, 2022

Opponent	Date	Score		0	1	2	3	4	5	11	12	13	20	21
				BETANCOURT	ALVAREZ,MA	LAZIC,MIHA	HARVEY,SYD	PINZAN,ELI	TSINEKE,EL	WILLIAMS,P	BERMEJO,CR	GUERREIRO,	MUNUNGA,BE	LEVERETT,S
UTRGV	11/09/2021	63-56	W	DNP	3-0-1	DNP	13-1-2	5-5-2	18-2-2	0-1-1	DNP	0-0-0	9-18-1	5-5-0
Alabama St.	11/11/2021	72-37	W	DNP	10-4-2	3-1-0	22-4-2	7-3-6	DNP	0-1-0	0-0-1	4-2-3	8-5-3	2-3-1
at Tennessee	11/15/2021	49-52	L	DNP	6-3-0	DNP	9-3-0	11-2-3	13-3-1	DNP	3-0-1	0-1-0	6-13-0	0-4-1
vs Syracuse	11/20/2021	77-53	W	2-1-0	6-0-1	DNP	17-1-1	0-2-9	17-6-2	4-0-0	2-6-0	0-3-0	18-12-2	4-5-0
vs UConn	11/21/2021	53-60	L	DNP	1-2-1	DNP	6-0-3	8-3-6	17-7-4	DNP	0-0-0	0-0-0	15-8-2	4-8-1
vs Oregon	11/22/2021	71-62	W	DNP	0-0-2	DNP	22-2-1	26-4-10	4-5-2	DNP	0-0-0	0-0-1	2-6-1	0-4-0
vs Stanford	11/26/2021	57-54	W	0-0-0	0-0-0	DNP	15-3-0	11-5-6	14-5-2	0-0-0	3-0-1	0-0-0	6-23-4	0-4-0
at UT Arlington	12/02/2021	56-61	L	DNP	0-2-1	DNP	13-0-0	10-3-11	8-5-1	DNP	0-1-0	0-0-0	13-20-2	2-2-0
at VCU	12/12/2021	64-57	W	DNP	0-0-0	0-0-0	6-3-1	24-4-1	7-1-1	0-0-0	0-1-1	3-2-2	2-12-1	0-3-0
Stetson	12/15/2021	69-50	W	2-1-0	0-2-1	7-1-4	1-2-1	12-1-6	10-1-3	4-2-0	0-0-1	2-0-0	6-9-0	10-9-0
High Point	12/17/2021	62-46	W	0-1-0	9-4-0	0-2-0	DNP	2-3-10	14-2-5	0-1-0	0-2-0	0-0-0	16-5-1	2-5-0
vs West Virginia	12/20/2021	77-55	W	0-0-0	14-2-2	1-0-0	10-1-0	8-1-5	20-2-3	0-0-0	0-1-0	0-0-0	10-11-6	0-1-0
vs Ole Miss	12/21/2021	53-61	L	DNP	8-2-2	DNP	17-3-1	8-0-3	10-1-1	DNP	0-0-1	DNP	2-8-0	2-5-0
Jacksonville	12/29/2021	70-57	W	DNP	12-1-4	DNP	0-0-1	4-5-5	22-2-3	DNP	DNP	0-2-1	21-12-1	0-1-0
at Cincinnati	01/05/2022	61-46	W	DNP	13-3-7	DNP	6-2-1	DNP	21-6-5	DNP	0-0-0	3-2-0	14-15-1	0-2-0
at Tulane	01/12/2022	75-62	W	DNP	5-3-5	DNP	0-5-1	5-2-4	12-3-4	DNP	2-0-0	0-0-0	26-12-1	2-3-1
at UCF	01/16/2022	51-67	L	DNP	5-0-0	DNP	5-1-1	0-0-4	12-3-1	DNP	0-0-0	3-0-1	12-11-4	0-0-0
Tulsa	01/19/2022	66-63	W	DNP	2-1-0	1-0-2	5-4-5	1-7-6	30-3-1	DNP	7-9-0	0-0-0	2-7-2	1-3-1
Temple	01/22/2022	75-67	Wot	DNP	DNP	2-2-2	3-1-4	10-3-9	25-0-1	0-1-0	2-1-0	6-2-0	11-9-2	0-2-0
at SMU	01/26/2022	62-56	W	DNP	DNP	0-0-0	3-2-4	10-3-10	10-4-0	DNP	1-4-3	2-1-0	17-13-3	0-0-0
at Houston	01/30/2022	55-35	W	DNP	11-1-0	0-0-1	2-3-1	6-2-6	11-6-1	0-1-0	2-2-0	4-3-0	8-18-2	0-0-0
Tulane	02/06/2022	55-67	L	DNP	6-3-4	0-0-0	0-0-2	2-3-4	18-3-1	DNP	0-1-0	0-0-0	14-13-3	0-0-0
at Temple	02/09/2022	49-40	W	DNP	0-1-0	DNP	2-3-1	8-1-2	13-1-2	DNP	0-0-0	0-1-0	13-12-1	2-4-0
UCF	02/13/2022	33-54	L	DNP	4-3-0	DNP	2-2-2	6-2-4	10-6-2	DNP	DNP	DNP	5-2-1	4-11-0
Cincinnati	02/16/2022	54-45	W	DNP	7-0-1	0-0-0	6-0-0	2-4-3	13-4-3	DNP	0-1-1	0-2-0	22-15-1	0-5-1
Wichita St.	02/22/2022	61-57	W	DNP	3-1-1	DNP	9-2-3	22-3-3	10-3-5	0-1-0	0-0-1	DNP	7-12-2	2-4-0
at Wichita St.	02/24/2022	47-46	W	DNP	8-2-0	0-0-0	3-1-4	8-4-3	3-5-3	0-1-0	0-0-0	0-0-0	9-8-1	2-4-0
at East Carolina	02/27/2022	68-60	W	DNP	3-5-2	DNP	7-4-1	18-5-9	9-0-1	2-2-0	0-0-0	DNP	8-9-3	0-1-0
Houston	03/02/2022	71-38	W	0-1-0	14-3-1	0-0-0	1-4-2	5-6-4	18-1-5	2-2-0	0-0-0	4-0-1	16-10-3	0-2-0



2021-22 South Fla. Women's Basketball
Points-rebounds-assists
All games

Page 2/2
as of Mar 03, 2022

Opponent	Date	Score		22 WILSON,AER	24 WEARY,BELL	32 MENDJIADEU
UTRGV	11/09/2021	63-56	W	0-0-1	DNP	10-7-0
Alabama St.	11/11/2021	72-37	W	2-1-2	0-0-0	14-4-2
at Tennessee	11/15/2021	49-52	L	0-0-1	DNP	1-3-1
vs Syracuse	11/20/2021	77-53	W	3-0-4	0-1-0	4-8-0
vs UConn	11/21/2021	53-60	L	0-0-0	DNP	2-0-0
vs Oregon	11/22/2021	71-62	W	0-0-0	DNP	17-7-0
vs Stanford	11/26/2021	57-54	W	0-0-0	DNP	8-3-0
at UT Arlington	12/02/2021	56-61	L	0-0-1	DNP	10-2-0
at VCU	12/12/2021	64-57	W	0-1-1	DNP	22-9-0
Stetson	12/15/2021	69-50	W	5-1-1	3-0-1	7-6-1
High Point	12/17/2021	62-46	W	0-3-1	0-1-0	19-4-0
vs West Virginia	12/20/2021	77-55	W	0-0-0	0-0-0	14-12-1
vs Ole Miss	12/21/2021	53-61	L	DNP	DNP	6-8-0
Jacksonville	12/29/2021	70-57	W	3-0-1	0-1-0	8-11-1
at Cincinnati	01/05/2022	61-46	W	DNP	DNP	4-8-0
at Tulane	01/12/2022	75-62	W	DNP	DNP	23-8-0
at UCF	01/16/2022	51-67	L	DNP	DNP	14-8-0
Tulsa	01/19/2022	66-63	W	0-1-0	DNP	17-11-1
Temple	01/22/2022	75-67	Wot	0-1-0	DNP	16-9-0
at SMU	01/26/2022	62-56	W	0-0-0	DNP	19-12-0
at Houston	01/30/2022	55-35	W	0-0-0	0-0-0	11-9-0
Tulane	02/06/2022	55-67	L	DNP	DNP	15-10-0
at Temple	02/09/2022	49-40	W	DNP	DNP	11-15-1
UCF	02/13/2022	33-54	L	DNP	DNP	2-6-0
Cincinnati	02/16/2022	54-45	W	DNP	DNP	4-5-1
Wichita St.	02/22/2022	61-57	W	0-0-0	DNP	8-6-0
at Wichita St.	02/24/2022	47-46	W	0-0-0	DNP	14-10-0
at East Carolina	02/27/2022	68-60	W	3-1-0	DNP	18-17-1
Houston	03/02/2022	71-38	W	3-1-0	0-0-0	8-2-1



2021-22 South Fla. Women's Basketball
Individual Game-by-Game
All games

Page 1/14
as of Mar 03, 2022

#0 BETANCOURT, Odeth

Opponent	Date	GS	MIN	Total		3-Pointers		Free throws		Rebounds										
				FG-FGA	PCT	3FG-3FGA	PCT	FT-FTA	PCT	OFF	DEF	TOT	AVG	PF	A	TO	BLK	STL	PTS	AVG
vs Syracuse	11/20/2021		01:24	1-2	.500	0-0	.000	0-0	.000	1	0	1	1.0	0	0	0	0	0	2	2.0
vs Stanford	11/26/2021		01:31	0-0	.000	0-0	.000	0-0	.000	0	0	0	0.5	0	0	1	0	0	0	1.0
Stetson	12/15/2021		05:07	1-1	1.000	0-0	.000	0-0	.000	0	1	1	0.7	0	0	1	0	0	2	1.3
High Point	12/17/2021		01:48	0-1	.000	0-0	.000	0-0	.000	0	1	1	0.8	0	0	0	0	0	0	1.0
vs West Virginia	12/20/2021		02:14	0-0	.000	0-0	.000	0-0	.000	0	0	0	0.6	0	0	1	0	0	0	0.8
Houston	03/02/2022		03:11	0-0	.000	0-0	.000	0-0	.000	0	1	1	0.7	1	0	0	0	1	0	0.7
Totals		0	15:15	2-4	.500	0-0	.000	0-0	.000	1	3	4	0.7	1	0	3	0	1	4	0.7

Player Averages

Games Played	Minutes/ game	Points/ game	FG Pct	3FG Pct	FT Pct	Rebounds/ game	Assists/ game	Turnovers/ game	Assist/Turnover ratio	Steals/ game	Blocks/ game
6	2.5	0.7	50.0	0.0	0.0	0.7	0.0	0.5	0.0	0.2	0.0



2021-22 South Fla. Women's Basketball
Individual Game-by-Game
All games

Page 2/14
as of Mar 03, 2022

#1 ALVAREZ, Maria

Opponent	Date	GS	MIN	Total		3-Pointers		Free throws		Rebounds				PF	A	TO	BLK	STL	PTS	AVG
				FG-FGA	PCT	3FG-3FGA	PCT	FT-FTA	PCT	OFF	DEF	TOT	AVG							
UTRGV	11/09/2021		14:41	1-4	.250	1-2	.500	0-0	.000	0	0	0	0.0	1	1	1	0	0	3	3.0
Alabama St.	11/11/2021		16:44	3-6	.500	2-4	.500	2-2	1.000	0	4	4	2.0	0	2	1	0	0	10	6.5
at Tennessee	11/15/2021		12:49	2-8	.250	2-7	.286	0-2	.000	0	3	3	2.3	0	0	0	0	0	6	6.3
vs Syracuse	11/20/2021		16:09	2-5	.400	2-5	.400	0-0	.000	0	0	0	1.8	0	1	2	0	0	6	6.3
vs UConn	11/21/2021		10:05	0-3	.000	0-3	.000	1-2	.500	0	2	2	1.8	0	1	0	0	0	1	5.2
vs Oregon	11/22/2021		08:25	0-3	.000	0-2	.000	0-0	.000	0	0	0	1.5	0	2	0	0	1	0	4.3
vs Stanford	11/26/2021		03:05	0-1	.000	0-1	.000	0-0	.000	0	0	0	1.3	0	0	0	0	0	0	3.7
at UT Arlington	12/02/2021		05:18	0-2	.000	0-2	.000	0-0	.000	0	2	2	1.4	0	1	1	0	0	0	3.3
at VCU	12/12/2021		05:47	0-2	.000	0-1	.000	0-0	.000	0	0	0	1.2	1	0	0	0	0	0	2.9
Stetson	12/15/2021		12:58	0-5	.000	0-4	.000	0-0	.000	0	2	2	1.3	0	1	0	1	0	0	2.6
High Point	12/17/2021		24:00	3-7	.429	1-5	.200	2-2	1.000	0	4	4	1.5	2	0	0	0	1	9	3.2
vs West Virginia	12/20/2021		21:37	5-6	.833	4-4	1.000	0-0	.000	0	2	2	1.6	1	2	4	0	1	14	4.1
vs Ole Miss	12/21/2021		19:16	3-7	.429	2-5	.400	0-0	.000	0	2	2	1.6	3	2	1	0	1	8	4.4
Jacksonville	12/29/2021		25:09	4-9	.444	4-9	.444	0-0	.000	0	1	1	1.6	2	4	1	0	1	12	4.9
at Cincinnati	01/05/2022	*	40:00	4-11	.364	4-11	.364	1-2	.500	0	3	3	1.7	2	7	2	0	0	13	5.5
at Tulane	01/12/2022		21:56	1-5	.200	1-5	.200	2-2	1.000	1	2	3	1.8	3	5	0	0	0	5	5.4
at UCF	01/16/2022		27:13	2-9	.222	1-6	.167	0-0	.000	0	0	0	1.6	2	0	0	0	1	5	5.4
Tulsa	01/19/2022		05:25	1-4	.250	0-2	.000	0-0	.000	0	1	1	1.6	1	0	1	0	0	2	5.2
at Houston	01/30/2022		25:59	3-5	.600	3-4	.750	2-2	1.000	0	1	1	1.6	0	0	1	1	0	11	5.5
Tulane	02/06/2022	*	31:16	2-11	.182	1-8	.125	1-2	.500	0	3	3	1.7	4	4	3	0	0	6	5.6
at Temple	02/09/2022		08:08	0-3	.000	0-3	.000	0-0	.000	0	1	1	1.6	1	0	0	0	0	0	5.3
UCF	02/13/2022		20:49	1-7	.143	1-5	.200	1-2	.500	1	2	3	1.7	2	0	2	0	0	4	5.2
Cincinnati	02/16/2022		16:53	1-6	.167	1-4	.250	4-6	.667	0	0	0	1.6	0	1	1	0	0	7	5.3
Wichita St.	02/22/2022		11:42	1-4	.250	0-1	.000	1-1	1.000	0	1	1	1.6	0	1	0	0	0	3	5.2
at Wichita St.	02/24/2022		16:32	3-9	.333	2-6	.333	0-0	.000	0	2	2	1.6	2	0	1	1	0	8	5.3
at East Carolina	02/27/2022		18:48	1-4	.250	1-4	.250	0-0	.000	3	2	5	1.7	4	2	1	0	1	3	5.2
Houston	03/02/2022		20:07	4-5	.800	3-3	1.000	3-4	.750	0	3	3	1.8	1	1	3	0	0	14	5.6
Totals		2	460:51	47-151	.311	36-116	.310	20-29	.690	5	43	48	1.8	32	38	26	3	7	150	5.6

Player Averages

Games Played	Minutes/ game	Points/ game	FG Pct	3FG Pct	FT Pct	Rebounds/ game	Assists/ game	Turnovers/ game	Assist/Turnover ratio	Steals/ game	Blocks/ game
27	17.1	5.6	31.1	31.0	69.0	1.8	1.4	1.0	1.5	0.3	0.1



2021-22 South Fla. Women's Basketball
Individual Game-by-Game
All games

Page 3/14
as of Mar 03, 2022

#2 LAZIC, Mihaela

Opponent	Date	GS	MIN	Total		3-Pointers		Free throws		Rebounds											
				FG-FGA	PCT	3FG-3FGA	PCT	FT-FTA	PCT	OFF	DEF	TOT	AVG	PF	A	TO	BLK	STL	PTS	AVG	
Alabama St.	11/11/2021		09:49	1-2	.500	0-1	.000	1-2	.500	0	1	1	1.0	0	0	1	0	0	3	3.0	
at VCU	12/12/2021		01:20	0-0	.000	0-0	.000	0-0	.000	0	0	0	0.5	0	0	0	0	0	0	1.5	
Stetson	12/15/2021		11:50	3-5	.600	1-2	.500	0-0	.000	1	0	1	0.7	0	4	0	0	0	7	3.3	
High Point	12/17/2021		06:09	0-1	.000	0-0	.000	0-0	.000	1	1	2	1.0	0	0	1	0	0	0	2.5	
vs West Virginia	12/20/2021		01:51	0-0	.000	0-0	.000	1-2	.500	0	0	0	0.8	0	0	0	0	0	1	2.2	
Tulsa	01/19/2022		09:20	0-1	.000	0-1	.000	1-2	.500	0	0	0	0.7	0	2	0	0	0	1	2.0	
Temple	01/22/2022		10:00	1-1	1.000	0-0	.000	0-2	.000	0	2	2	0.9	1	2	2	0	0	2	2.0	
at SMU	01/26/2022		01:52	0-1	.000	0-0	.000	0-0	.000	0	0	0	0.8	0	0	0	0	0	0	1.8	
at Houston	01/30/2022		03:07	0-0	.000	0-0	.000	0-0	.000	0	0	0	0.7	0	1	0	0	0	0	1.6	
Tulane	02/06/2022		02:35	0-1	.000	0-1	.000	0-0	.000	0	0	0	0.6	0	0	0	0	0	0	1.4	
Cincinnati	02/16/2022		07:19	0-1	.000	0-1	.000	0-0	.000	0	0	0	0.5	0	0	0	0	0	0	1.3	
at Wichita St.	02/24/2022		01:10	0-0	.000	0-0	.000	0-0	.000	0	0	0	0.5	0	0	0	0	0	0	1.2	
Houston	03/02/2022		03:03	0-0	.000	0-0	.000	0-0	.000	0	0	0	0.5	0	0	0	0	0	0	1.1	
Totals		0	69:25	5-13	.385	1-6	.167	3-8	.375	2	4	6	0.5	1	9	4	0	0	14	1.1	

Player Averages

Games Played	Minutes/game	Points/game	FG Pct	3FG Pct	FT Pct	Rebounds/game	Assists/game	Turnovers/game	Assist/Turnover ratio	Steals/game	Blocks/game
13	5.3	1.1	38.5	16.7	37.5	0.5	0.7	0.3	2.3	0.0	0.0



2021-22 South Fla. Women's Basketball
Individual Game-by-Game
All games

Page 4/14
as of Mar 03, 2022

#3 HARVEY, Sydni

Opponent	Date	GS	MIN	Total		3-Pointers		Free throws		Rebounds											
				FG-FGA	PCT	3FG-3FGA	PCT	FT-FTA	PCT	OFF	DEF	TOT	AVG	PF	A	TO	BLK	STL	PTS	AVG	
UTRGV	11/09/2021	*	29:27	5-13	.385	3-9	.333	0-0	.000	0	1	1	1.0	1	2	2	1	2	13	13.0	
Alabama St.	11/11/2021	*	20:04	7-11	.636	6-8	.750	2-2	1.000	1	3	4	2.5	0	2	1	0	1	22	17.5	
at Tennessee	11/15/2021	*	34:03	3-13	.231	3-6	.500	0-0	.000	1	2	3	2.7	5	0	2	0	0	9	14.7	
vs Syracuse	11/20/2021	*	22:50	6-12	.500	3-7	.429	2-2	1.000	1	0	1	2.3	3	1	0	0	3	17	15.3	
vs UConn	11/21/2021	*	33:54	2-10	.200	2-7	.286	0-0	.000	0	0	0	1.8	1	3	3	0	2	6	13.4	
vs Oregon	11/22/2021	*	33:46	5-13	.385	4-7	.571	8-10	.800	0	2	2	1.8	1	1	0	1	2	22	14.8	
vs Stanford	11/26/2021	*	28:26	4-7	.571	3-4	.750	4-4	1.000	1	2	3	2.0	1	0	3	0	2	15	14.9	
at UT Arlington	12/02/2021	*	35:40	5-16	.313	2-8	.250	1-2	.500	0	0	0	1.8	5	0	1	0	0	13	14.6	
at VCU	12/12/2021	*	26:20	2-7	.286	2-4	.500	0-0	.000	0	3	3	1.9	0	1	4	0	1	6	13.7	
Stetson	12/15/2021	*	21:55	0-6	.000	0-4	.000	1-2	.500	2	0	2	1.9	0	1	2	0	0	1	12.4	
vs West Virginia	12/20/2021	*	23:57	3-7	.429	2-5	.400	2-2	1.000	1	0	1	1.8	2	0	2	0	0	10	12.2	
vs Ole Miss	12/21/2021	*	30:37	5-10	.500	4-6	.667	3-6	.500	1	2	3	1.9	0	1	1	0	0	17	12.6	
Jacksonville	12/29/2021		08:11	0-2	.000	0-0	.000	0-0	.000	0	0	0	1.8	1	1	1	0	0	0	11.6	
at Cincinnati	01/05/2022		22:54	2-5	.400	2-5	.400	0-0	.000	0	2	2	1.8	0	1	0	0	0	6	11.2	
at Tulane	01/12/2022	*	24:34	0-5	.000	0-2	.000	0-0	.000	3	2	5	2.0	4	1	3	0	1	0	10.5	
at UCF	01/16/2022	*	25:53	2-7	.286	1-2	.500	0-0	.000	0	1	1	1.9	1	1	3	0	0	5	10.1	
Tulsa	01/19/2022	*	28:46	1-5	.200	1-4	.250	2-4	.500	1	3	4	2.1	1	5	0	0	2	5	9.8	
Temple	01/22/2022	*	29:02	1-8	.125	0-3	.000	1-2	.500	0	1	1	2.0	0	4	0	0	1	3	9.4	
at SMU	01/26/2022	*	23:37	1-5	.200	0-2	.000	1-2	.500	1	1	2	2.0	0	4	3	0	1	3	9.1	
at Houston	01/30/2022	*	16:45	0-1	.000	0-0	.000	2-2	1.000	0	3	3	2.1	1	1	3	0	0	2	8.8	
Tulane	02/06/2022		23:53	0-9	.000	0-8	.000	0-0	.000	0	0	0	2.0	2	2	0	0	0	0	8.3	
at Temple	02/09/2022	*	28:35	1-7	.143	0-3	.000	0-0	.000	0	3	3	2.0	0	1	0	0	0	2	8.0	
UCF	02/13/2022	*	29:11	1-9	.111	0-4	.000	0-0	.000	1	1	2	2.0	1	2	0	0	0	2	7.8	
Cincinnati	02/16/2022	*	21:33	2-5	.400	2-4	.500	0-0	.000	0	0	0	1.9	1	0	1	0	3	6	7.7	
Wichita St.	02/22/2022	*	27:35	3-10	.300	3-8	.375	0-0	.000	0	2	2	1.9	1	3	1	3	3	9	7.8	
at Wichita St.	02/24/2022	*	26:18	1-10	.100	0-7	.000	1-2	.500	1	0	1	1.9	2	4	1	0	0	3	7.6	
at East Carolina	02/27/2022	*	23:43	1-9	.111	1-8	.125	4-6	.667	2	2	4	2.0	1	1	1	0	2	7	7.6	
Houston	03/02/2022	*	18:33	0-3	.000	0-2	.000	1-2	.500	1	3	4	2.0	3	2	2	1	0	1	7.3	
Totals		25	720:03	63-225	.280	44-137	.321	35-50	.700	18	39	57	2.0	38	45	40	6	26	205	7.3	

Player Averages

Games Played	Minutes/game	Points/game	FG Pct	3FG Pct	FT Pct	Rebounds/game	Assists/game	Turnovers/game	Assist/Turnover ratio	Steals/game	Blocks/game
28	25.7	7.3	28.0	32.1	70.0	2.0	1.6	1.4	1.1	0.9	0.2



2021-22 South Fla. Women's Basketball
Individual Game-by-Game
All games

Page 5/14
as of Mar 03, 2022

#4 PINZAN, Elisa

Opponent	Date	GS	MIN	Total		3-Pointers		Free throws		Rebounds				PF	A	TO	BLK	STL	PTS	AVG
				FG-FGA	PCT	3FG-3FGA	PCT	FT-FTA	PCT	OFF	DEF	TOT	AVG							
UTRGV	11/09/2021	*	34:12	2-8	.250	1-4	.250	0-0	.000	0	5	5	5.0	2	2	3	0	1	5	5.0
Alabama St.	11/11/2021	*	24:25	2-7	.286	1-6	.167	2-2	1.000	1	2	3	4.0	0	6	0	0	2	7	6.0
at Tennessee	11/15/2021	*	37:25	5-9	.556	1-3	.333	0-0	.000	0	2	2	3.3	1	3	4	0	0	11	7.7
vs Syracuse	11/20/2021	*	29:52	0-6	.000	0-4	.000	0-0	.000	0	2	2	3.0	1	9	1	0	1	0	5.8
vs UConn	11/21/2021	*	38:21	3-8	.375	2-4	.500	0-0	.000	0	3	3	3.0	3	6	1	0	1	8	6.2
vs Oregon	11/22/2021	*	34:25	7-10	.700	4-4	1.000	8-8	1.000	0	4	4	3.2	0	10	3	0	4	26	9.5
vs Stanford	11/26/2021	*	40:00	3-11	.273	3-7	.429	2-3	.667	1	4	5	3.4	0	6	3	0	2	11	9.7
at UT Arlington	12/02/2021	*	38:10	3-16	.188	2-9	.222	2-2	1.000	0	3	3	3.4	3	11	2	0	4	10	9.8
at VCU	12/12/2021	*	38:32	6-8	.750	3-4	.750	9-10	.900	0	4	4	3.4	0	1	5	0	2	24	11.3
Stetson	12/15/2021	*	27:04	5-7	.714	2-4	.500	0-0	.000	0	1	1	3.2	0	6	2	0	1	12	11.4
High Point	12/17/2021	*	34:29	1-3	.333	0-1	.000	0-0	.000	0	3	3	3.2	1	10	2	0	0	2	10.5
vs West Virginia	12/20/2021	*	31:21	3-5	.600	1-1	1.000	1-2	.500	0	1	1	3.0	2	5	4	0	0	8	10.3
vs Ole Miss	12/21/2021	*	40:00	2-5	.400	1-3	.333	3-3	1.000	0	0	0	2.8	1	3	4	0	1	8	10.2
Jacksonville	12/29/2021	*	30:35	2-7	.286	0-2	.000	0-0	.000	1	4	5	2.9	0	5	2	0	0	4	9.7
at Tulane	01/12/2022	*	32:19	1-5	.200	0-1	.000	3-5	.600	0	2	2	2.9	3	4	2	0	0	5	9.4
at UCF	01/16/2022	*	23:18	0-5	.000	0-4	.000	0-0	.000	0	0	0	2.7	0	4	3	0	0	0	8.8
Tulsa	01/19/2022	*	29:24	0-4	.000	0-0	.000	1-2	.500	1	6	7	2.9	1	6	2	0	0	1	8.4
Temple	01/22/2022	*	36:18	2-7	.286	2-6	.333	4-6	.667	0	3	3	2.9	0	9	2	0	0	10	8.4
at SMU	01/26/2022	*	34:50	3-6	.500	1-3	.333	3-6	.500	1	2	3	2.9	1	10	1	0	2	10	8.5
at Houston	01/30/2022	*	29:36	2-7	.286	0-3	.000	2-2	1.000	0	2	2	2.9	2	6	2	0	1	6	8.4
Tulane	02/06/2022	*	21:32	1-5	.200	0-2	.000	0-0	.000	0	3	3	2.9	1	4	2	0	0	2	8.1
at Temple	02/09/2022	*	40:00	2-7	.286	1-5	.200	3-4	.750	0	1	1	2.8	1	2	2	0	1	8	8.1
UCF	02/13/2022	*	32:41	3-9	.333	0-5	.000	0-0	.000	0	2	2	2.8	1	4	2	0	2	6	8.0
Cincinnati	02/16/2022	*	29:46	1-3	.333	0-1	.000	0-0	.000	1	3	4	2.8	0	3	2	0	1	2	7.8
Wichita St.	02/22/2022	*	40:00	8-14	.571	5-10	.500	1-2	.500	0	3	3	2.8	1	3	1	0	1	22	8.3
at Wichita St.	02/24/2022	*	39:55	2-7	.286	2-7	.286	2-4	.500	0	4	4	2.9	0	3	4	0	3	8	8.3
at East Carolina	02/27/2022	*	40:00	4-10	.400	4-10	.400	6-6	1.000	0	5	5	3.0	0	9	3	0	0	18	8.7
Houston	03/02/2022	*	29:45	2-4	.500	1-2	.500	0-0	.000	0	6	6	3.1	0	4	1	0	1	5	8.5
Totals		28	938:17	75-203	.369	37-115	.322	52-67	.776	6	80	86	3.1	25	154	65	0	31	239	8.5

Player Averages

Games Played	Minutes/game	Points/game	FG Pct	3FG Pct	FT Pct	Rebounds/game	Assists/game	Turnovers/game	Assist/Turnover ratio	Steals/game	Blocks/game
28	33.5	8.5	36.9	32.2	77.6	3.1	5.5	2.3	2.4	1.1	0.0



2021-22 South Fla. Women's Basketball
Individual Game-by-Game
All games

Page 6/14
as of Mar 03, 2022

#5 TSINEKE, Elena

Opponent	Date	GS	MIN	Total		3-Pointers		Free throws		Rebounds				PF	A	TO	BLK	STL	PTS	AVG
				FG-FGA	PCT	3FG-3FGA	PCT	FT-FTA	PCT	OFF	DEF	TOT	AVG							
UTRGV	11/09/2021	*	28:40	8-16	.500	1-5	.200	1-1	1.000	2	0	2	2.0	2	2	3	0	0	18	18.0
at Tennessee	11/15/2021	*	31:04	4-15	.267	1-4	.250	4-4	1.000	3	0	3	2.5	0	1	1	0	2	13	15.5
vs Syracuse	11/20/2021	*	28:42	6-12	.500	1-3	.333	4-4	1.000	2	4	6	3.7	0	2	4	0	2	17	16.0
vs UConn	11/21/2021	*	35:40	7-20	.350	2-4	.500	1-2	.500	4	3	7	4.5	4	4	1	0	2	17	16.3
vs Oregon	11/22/2021	*	31:14	2-15	.133	0-3	.000	0-0	.000	3	2	5	4.6	3	2	3	0	1	4	13.8
vs Stanford	11/26/2021	*	33:58	7-20	.350	0-2	.000	0-0	.000	3	2	5	4.7	2	2	2	0	0	14	13.8
at UT Arlington	12/02/2021	*	32:09	3-14	.214	0-1	.000	2-2	1.000	4	1	5	4.7	3	1	1	0	0	8	13.0
at VCU	12/12/2021	*	18:14	3-9	.333	1-4	.250	0-0	.000	1	0	1	4.3	2	1	0	0	0	7	12.3
Stetson	12/15/2021		22:57	4-7	.571	0-1	.000	2-2	1.000	0	1	1	3.9	2	3	2	0	0	10	12.0
High Point	12/17/2021	*	25:14	4-7	.571	1-1	1.000	5-5	1.000	0	2	2	3.7	2	5	3	0	0	14	12.2
vs West Virginia	12/20/2021	*	30:44	8-15	.533	1-1	1.000	3-3	1.000	1	1	2	3.5	3	3	1	0	0	20	12.9
vs Ole Miss	12/21/2021	*	30:07	4-11	.364	0-3	.000	2-2	1.000	0	1	1	3.3	2	1	2	0	4	10	12.7
Jacksonville	12/29/2021	*	29:51	8-14	.571	3-5	.600	3-3	1.000	0	2	2	3.2	2	3	0	0	2	22	13.4
at Cincinnati	01/05/2022	*	40:00	9-20	.450	0-4	.000	3-6	.500	4	2	6	3.4	3	5	4	0	0	21	13.9
at Tulane	01/12/2022	*	30:04	4-14	.286	2-5	.400	2-2	1.000	2	1	3	3.4	5	4	1	0	0	12	13.8
at UCF	01/16/2022	*	26:44	3-6	.500	1-2	.500	5-5	1.000	2	1	3	3.4	0	1	7	0	0	12	13.7
Tulsa	01/19/2022	*	37:52	10-24	.417	3-6	.500	7-8	.875	2	1	3	3.4	3	1	1	0	0	30	14.6
Temple	01/22/2022	*	38:11	7-14	.500	1-2	.500	10-12	.833	0	0	0	3.2	1	1	2	0	0	25	15.2
at SMU	01/26/2022	*	36:50	5-10	.500	0-1	.000	0-0	.000	2	2	4	3.2	2	0	3	2	1	10	14.9
at Houston	01/30/2022	*	26:35	5-11	.455	0-1	.000	1-3	.333	3	3	6	3.4	2	1	2	0	0	11	14.8
Tulane	02/06/2022	*	38:48	8-21	.381	1-8	.125	1-2	.500	2	1	3	3.3	3	1	3	0	1	18	14.9
at Temple	02/09/2022	*	33:26	6-18	.333	1-2	.500	0-0	.000	0	1	1	3.2	1	2	6	0	3	13	14.8
UCF	02/13/2022	*	37:19	4-12	.333	1-5	.200	1-2	.500	3	3	6	3.3	0	2	4	1	0	10	14.6
Cincinnati	02/16/2022	*	37:46	5-14	.357	1-3	.333	2-3	.667	2	2	4	3.4	2	3	3	1	1	13	14.5
Wichita St.	02/22/2022	*	32:09	4-12	.333	0-4	.000	2-2	1.000	3	0	3	3.4	1	5	6	0	0	10	14.4
at Wichita St.	02/24/2022	*	31:01	1-13	.077	0-1	.000	1-3	.333	3	2	5	3.4	2	3	2	1	0	3	13.9
at East Carolina	02/27/2022	*	29:05	4-10	.400	1-3	.333	0-0	.000	0	0	0	3.3	1	1	5	0	2	9	13.7
Houston	03/02/2022	*	27:23	7-11	.636	1-2	.500	3-3	1.000	0	1	1	3.2	2	5	3	0	0	18	13.9
Totals		27	881:47	150-385	.390	24-86	.279	65-79	.823	51	39	90	3.2	55	65	75	5	21	389	13.9

Player Averages

Games Played	Minutes/ game	Points/ game	FG Pct	3FG Pct	FT Pct	Rebounds/ game	Assists/ game	Turnovers/ game	Assist/Turnover ratio	Steals/ game	Blocks/ game
28	31.5	13.9	39.0	27.9	82.3	3.2	2.3	2.7	0.9	0.8	0.2



2021-22 South Fla. Women's Basketball
Individual Game-by-Game
All games

Page 7/14
as of Mar 03, 2022

#11 WILLIAMS, Patience

Opponent	Date	GS	MIN	Total		3-Pointers		Free throws		Rebounds				PF	A	TO	BLK	STL	PTS	AVG
				FG-FGA	PCT	3FG-3FGA	PCT	FT-FTA	PCT	OFF	DEF	TOT	AVG							
UTRGV	11/09/2021		05:47	0-3	.000	0-0	.000	0-0	.000	1	0	1	1.0	0	1	0	1	1	0	0.0
Alabama St.	11/11/2021		09:20	0-1	.000	0-0	.000	0-0	.000	0	1	1	1.0	4	0	2	0	1	0	0.0
vs Syracuse	11/20/2021		03:32	2-2	1.000	0-0	.000	0-0	.000	0	0	0	0.7	0	0	0	0	0	4	1.3
vs Stanford	11/26/2021		03:02	0-0	.000	0-0	.000	0-0	.000	0	0	0	0.5	1	0	1	0	0	0	1.0
at VCU	12/12/2021		06:44	0-1	.000	0-0	.000	0-0	.000	0	0	0	0.4	0	0	0	0	0	0	0.8
Stetson	12/15/2021	*	05:56	2-2	1.000	0-0	.000	0-1	.000	0	2	2	0.7	0	0	0	1	1	4	1.3
High Point	12/17/2021		01:48	0-0	.000	0-0	.000	0-0	.000	0	1	1	0.7	0	0	0	0	0	0	1.1
vs West Virginia	12/20/2021		01:26	0-0	.000	0-0	.000	0-0	.000	0	0	0	0.6	1	0	0	0	0	0	1.0
Temple	01/22/2022		03:47	0-0	.000	0-0	.000	0-0	.000	0	1	1	0.7	0	0	0	1	0	0	0.9
at Houston	01/30/2022		02:00	0-1	.000	0-0	.000	0-0	.000	0	1	1	0.7	0	0	0	0	1	0	0.8
Wichita St.	02/22/2022		03:17	0-0	.000	0-0	.000	0-0	.000	1	0	1	0.7	0	0	1	0	0	0	0.7
at Wichita St.	02/24/2022		01:51	0-0	.000	0-0	.000	0-0	.000	1	0	1	0.8	0	0	0	0	0	0	0.7
at East Carolina	02/27/2022		05:23	1-1	1.000	0-0	.000	0-0	.000	0	2	2	0.8	0	0	0	1	0	2	0.8
Houston	03/02/2022		08:02	1-2	.500	0-0	.000	0-0	.000	1	1	2	0.9	3	0	0	0	1	2	0.9
Totals		1	61:55	6-13	.462	0-0	.000	0-1	.000	4	9	13	0.9	9	1	4	4	5	12	0.9

Player Averages

Games Played	Minutes/game	Points/game	FG Pct	3FG Pct	FT Pct	Rebounds/game	Assists/game	Turnovers/game	Assist/Turnover ratio	Steals/game	Blocks/game
14	4.4	0.9	46.2	0.0	0.0	0.9	0.1	0.3	0.3	0.4	0.3



2021-22 South Fla. Women's Basketball
Individual Game-by-Game
All games

Page 8/14
as of Mar 03, 2022

#12 BERMEJO, Cristina

Opponent	Date	GS	MIN	Total		3-Pointers		Free throws		Rebounds				PF	A	TO	BLK	STL	PTS	AVG
				FG-FGA	PCT	3FG-3FGA	PCT	FT-FTA	PCT	OFF	DEF	TOT	AVG							
Alabama St.	11/11/2021		08:03	0-3	.000	0-1	.000	0-0	.000	0	0	0	0.0	1	1	0	0	0	0	0.0
at Tennessee	11/15/2021		14:18	1-1	1.000	1-1	1.000	0-0	.000	0	0	0	0.0	3	1	0	0	0	3	1.5
vs Syracuse	11/20/2021		13:01	1-2	.500	0-0	.000	0-0	.000	1	5	6	2.0	1	0	0	0	0	2	1.7
vs UConn	11/21/2021		07:19	0-0	.000	0-0	.000	0-0	.000	0	0	0	1.5	0	0	0	0	0	0	1.3
vs Oregon	11/22/2021		10:25	0-2	.000	0-0	.000	0-0	.000	0	0	0	1.2	3	0	1	0	1	0	1.0
vs Stanford	11/26/2021		16:07	1-3	.333	1-3	.333	0-0	.000	0	0	0	1.0	0	1	1	0	0	3	1.3
at UT Arlington	12/02/2021		05:47	0-1	.000	0-1	.000	0-0	.000	1	0	1	1.0	0	0	0	0	1	0	1.1
at VCU	12/12/2021		13:10	0-1	.000	0-1	.000	0-0	.000	0	1	1	1.0	5	1	1	1	0	0	1.0
Stetson	12/15/2021		13:51	0-3	.000	0-0	.000	0-0	.000	0	0	0	0.9	0	1	0	0	0	0	0.9
High Point	12/17/2021		15:15	0-2	.000	0-0	.000	0-0	.000	0	2	2	1.0	0	0	1	0	0	0	0.8
vs West Virginia	12/20/2021		07:45	0-0	.000	0-0	.000	0-0	.000	1	0	1	1.0	1	0	2	0	0	0	0.7
vs Ole Miss	12/21/2021		01:42	0-0	.000	0-0	.000	0-0	.000	0	0	0	0.9	1	1	0	0	0	0	0.7
at Cincinnati	01/05/2022		14:49	0-1	.000	0-0	.000	0-0	.000	0	0	0	0.8	2	0	0	0	1	0	0.6
at Tulane	01/12/2022		09:05	1-2	.500	0-1	.000	0-0	.000	0	0	0	0.8	4	0	2	1	0	2	0.7
at UCF	01/16/2022		07:33	0-1	.000	0-0	.000	0-0	.000	0	0	0	0.7	0	0	0	0	0	0	0.7
Tulsa	01/19/2022		22:30	3-6	.500	0-1	.000	1-2	.500	4	5	9	1.3	2	0	1	1	1	7	1.1
Temple	01/22/2022		17:41	1-2	.500	0-1	.000	0-0	.000	0	1	1	1.2	5	0	0	0	0	2	1.1
at SMU	01/26/2022		23:02	0-1	.000	0-0	.000	1-2	.500	0	4	4	1.4	3	3	1	2	0	1	1.1
at Houston	01/30/2022		06:32	0-1	.000	0-0	.000	2-2	1.000	0	2	2	1.4	2	0	1	0	0	2	1.2
Tulane	02/06/2022		02:42	0-1	.000	0-0	.000	0-0	.000	1	0	1	1.4	0	0	0	0	0	0	1.1
at Temple	02/09/2022		06:47	0-1	.000	0-0	.000	0-0	.000	0	0	0	1.3	0	0	1	0	0	0	1.0
Cincinnati	02/16/2022		03:29	0-0	.000	0-0	.000	0-0	.000	1	0	1	1.3	0	1	1	0	0	0	1.0
Wichita St.	02/22/2022		08:32	0-0	.000	0-0	.000	0-0	.000	0	0	0	1.3	1	1	2	0	0	0	1.0
at Wichita St.	02/24/2022		00:05	0-0	.000	0-0	.000	0-0	.000	0	0	0	1.2	0	0	0	0	0	0	0.9
at East Carolina	02/27/2022		05:34	0-1	.000	0-0	.000	0-0	.000	0	0	0	1.2	0	0	1	0	0	0	0.9
Houston	03/02/2022		04:36	0-0	.000	0-0	.000	0-0	.000	0	0	0	1.1	1	0	1	0	0	0	0.8
Totals		0	259:39	8-35	.229	2-10	.200	4-6	.667	9	20	29	1.1	35	11	17	5	4	22	0.8

Player Averages

Games Played	Minutes/ game	Points/ game	FG Pct	3FG Pct	FT Pct	Rebounds/ game	Assists/ game	Turnovers/ game	Assist/Turnover ratio	Steals/ game	Blocks/ game
26	10.0	0.8	22.9	20.0	66.7	1.1	0.4	0.7	0.6	0.2	0.2



2021-22 South Fla. Women's Basketball
Individual Game-by-Game
All games

Page 9/14
as of Mar 03, 2022

#13 GUERREIRO, Sara

Opponent	Date	GS	MIN	Total		3-Pointers		Free throws		Rebounds				PF	A	TO	BLK	STL	PTS	AVG
				FG-FGA	PCT	3FG-3FGA	PCT	FT-FTA	PCT	OFF	DEF	TOT	AVG							
UTRGV	11/09/2021		07:12	0-1	.000	0-0	.000	0-0	.000	0	0	0	0.0	2	0	0	0	1	0	0.0
Alabama St.	11/11/2021		17:44	2-3	.667	0-1	.000	0-0	.000	0	2	2	1.0	2	3	0	0	1	4	2.0
at Tennessee	11/15/2021		02:04	0-0	.000	0-0	.000	0-0	.000	0	1	1	1.0	1	0	1	0	0	0	1.3
vs Syracuse	11/20/2021		04:45	0-2	.000	0-2	.000	0-0	.000	1	2	3	1.5	0	0	0	0	0	0	1.0
vs UConn	11/21/2021		00:21	0-0	.000	0-0	.000	0-0	.000	0	0	0	1.2	0	0	0	0	0	0	0.8
vs Oregon	11/22/2021		03:46	0-1	.000	0-1	.000	0-0	.000	0	0	0	1.0	0	1	0	0	1	0	0.7
vs Stanford	11/26/2021		01:11	0-0	.000	0-0	.000	0-0	.000	0	0	0	0.9	0	0	0	0	0	0	0.6
at UT Arlington	12/02/2021		00:55	0-0	.000	0-0	.000	0-0	.000	0	0	0	0.8	0	0	0	0	0	0	0.5
at VCU	12/12/2021		17:33	1-6	.167	1-2	.500	0-0	.000	2	0	2	0.9	0	2	0	0	0	3	0.8
Stetson	12/15/2021	*	05:47	1-2	.500	0-0	.000	0-0	.000	0	0	0	0.8	1	0	0	0	0	2	0.9
High Point	12/17/2021		07:26	0-0	.000	0-0	.000	0-0	.000	0	0	0	0.7	2	0	0	0	0	0	0.8
vs West Virginia	12/20/2021		01:51	0-0	.000	0-0	.000	0-0	.000	0	0	0	0.7	0	0	1	0	0	0	0.8
Jacksonville	12/29/2021	*	14:32	0-3	.000	0-1	.000	0-0	.000	1	1	2	0.8	1	1	1	0	0	0	0.7
at Cincinnati	01/05/2022	*	06:56	1-5	.200	0-3	.000	1-1	1.000	1	1	2	0.9	0	0	0	0	1	3	0.9
at Tulane	01/12/2022		02:02	0-0	.000	0-0	.000	0-0	.000	0	0	0	0.8	1	0	0	0	0	0	0.8
at UCF	01/16/2022		10:00	1-1	1.000	1-1	1.000	0-0	.000	0	0	0	0.8	2	1	2	0	1	3	0.9
Tulsa	01/19/2022		04:44	0-3	.000	0-2	.000	0-0	.000	0	0	0	0.7	0	0	0	0	0	0	0.9
Temple	01/22/2022		17:04	2-3	.667	0-0	.000	2-2	1.000	0	2	2	0.8	2	0	0	0	0	6	1.2
at SMU	01/26/2022		03:10	1-1	1.000	0-0	.000	0-0	.000	1	0	1	0.8	0	0	0	0	0	2	1.2
at Houston	01/30/2022		07:33	2-4	.500	0-1	.000	0-0	.000	2	1	3	0.9	0	0	1	0	0	4	1.4
Tulane	02/06/2022		01:56	0-0	.000	0-0	.000	0-0	.000	0	0	0	0.9	0	0	0	0	0	0	1.3
at Temple	02/09/2022		03:31	0-1	.000	0-0	.000	0-0	.000	0	1	1	0.9	0	0	0	0	0	0	1.2
Cincinnati	02/16/2022		03:14	0-2	.000	0-1	.000	0-0	.000	1	1	2	0.9	0	0	0	0	0	0	1.2
at Wichita St.	02/24/2022		01:49	0-1	.000	0-1	.000	0-0	.000	0	0	0	0.9	0	0	1	0	0	0	1.1
Houston	03/02/2022		09:14	2-4	.500	0-0	.000	0-0	.000	0	0	0	0.8	0	1	0	0	0	4	1.2
Totals		3	156:20	13-43	.302	2-16	.125	3-3	1.000	9	12	21	0.8	14	9	7	0	5	31	1.2

Player Averages

Games Played	Minutes/ game	Points/ game	FG Pct	3FG Pct	FT Pct	Rebounds/ game	Assists/ game	Turnovers/ game	Assist/Turnover ratio	Steals/ game	Blocks/ game
25	6.3	1.2	30.2	12.5	100.0	0.8	0.4	0.3	1.3	0.2	0.0



2021-22 South Fla. Women's Basketball
Individual Game-by-Game
All games

Page 10/14
as of Mar 03, 2022

#20 MUNUNGA, Bethy

Opponent	Date	GS	MIN	Total		3-Pointers		Free throws		Rebounds				PF	A	TO	BLK	STL	PTS	AVG
				FG-FGA	PCT	3FG-3FGA	PCT	FT-FTA	PCT	OFF	DEF	TOT	AVG							
UTRGV	11/09/2021	*	30:51	3-9	.333	0-4	.000	3-5	.600	7	11	18	18.0	2	1	3	0	2	9	9.0
Alabama St.	11/11/2021	*	26:24	3-7	.429	0-2	.000	2-2	1.000	0	5	5	11.5	0	3	0	2	2	8	8.5
at Tennessee	11/15/2021	*	25:42	3-12	.250	0-2	.000	0-0	.000	5	8	13	12.0	3	0	0	0	0	6	7.7
vs Syracuse	11/20/2021	*	28:02	7-12	.583	1-1	1.000	3-5	.600	3	9	12	12.0	2	2	4	0	1	18	10.3
vs UConn	11/21/2021	*	32:41	7-12	.583	1-2	.500	0-0	.000	3	5	8	11.2	2	2	3	0	2	15	11.2
vs Oregon	11/22/2021	*	24:30	1-5	.200	0-1	.000	0-0	.000	2	4	6	10.3	5	1	3	3	1	2	9.7
vs Stanford	11/26/2021	*	38:06	2-12	.167	0-3	.000	2-4	.500	8	15	23	12.1	2	4	0	2	0	6	9.1
at UT Arlington	12/02/2021	*	38:52	6-10	.600	1-1	1.000	0-2	.000	6	14	20	13.1	4	2	3	2	2	13	9.6
at VCU	12/12/2021	*	19:16	0-3	.000	0-0	.000	2-2	1.000	4	8	12	13.0	0	1	3	0	1	2	8.8
Stetson	12/15/2021		20:13	3-7	.429	0-0	.000	0-0	.000	2	7	9	12.6	0	0	3	2	1	6	8.5
High Point	12/17/2021	*	24:45	6-8	.750	2-2	1.000	2-2	1.000	1	4	5	11.9	3	1	3	0	1	16	9.2
vs West Virginia	12/20/2021	*	36:38	4-7	.571	0-2	.000	2-2	1.000	2	9	11	11.8	2	6	1	1	2	10	9.3
vs Ole Miss	12/21/2021	*	32:04	1-3	.333	0-1	.000	0-0	.000	2	6	8	11.5	4	0	1	0	1	2	8.7
Jacksonville	12/29/2021	*	37:02	6-13	.462	1-2	.500	8-8	1.000	6	6	12	11.6	1	1	4	1	2	21	9.6
at Cincinnati	01/05/2022	*	35:21	4-7	.571	0-0	.000	6-9	.667	4	11	15	11.8	4	1	4	0	1	14	9.9
at Tulane	01/12/2022	*	40:00	8-12	.667	0-0	.000	10-11	.909	2	10	12	11.8	2	1	2	0	0	26	10.9
at UCF	01/16/2022	*	37:54	5-12	.417	0-1	.000	2-2	1.000	4	7	11	11.8	3	4	1	3	2	12	10.9
Tulsa	01/19/2022	*	20:03	1-4	.250	0-1	.000	0-0	.000	0	7	7	11.5	1	2	3	2	0	2	10.4
Temple	01/22/2022	*	21:32	5-8	.625	0-1	.000	1-1	1.000	2	7	9	11.4	5	2	1	1	0	11	10.5
at SMU	01/26/2022	*	35:15	8-12	.667	0-1	.000	1-1	1.000	3	10	13	11.5	2	3	1	2	1	17	10.8
at Houston	01/30/2022	*	36:27	4-14	.286	0-0	.000	0-2	.000	3	15	18	11.8	3	2	3	1	2	8	10.7
Tulane	02/06/2022	*	37:18	7-10	.700	0-0	.000	0-0	.000	5	8	13	11.8	2	3	2	2	3	14	10.8
at Temple	02/09/2022	*	39:18	4-12	.333	0-0	.000	5-6	.833	4	8	12	11.8	3	1	3	0	3	13	10.9
UCF	02/13/2022	*	27:26	2-5	.400	0-0	.000	1-2	.500	0	2	2	11.4	4	1	5	1	0	5	10.7
Cincinnati	02/16/2022	*	40:00	7-14	.500	0-0	.000	8-12	.667	6	9	15	11.6	3	1	4	1	4	22	11.1
Wichita St.	02/22/2022	*	34:48	3-8	.375	0-0	.000	1-2	.500	5	7	12	11.6	3	2	3	1	0	7	11.0
at Wichita St.	02/24/2022	*	38:09	2-8	.250	0-0	.000	5-6	.833	3	5	8	11.4	3	1	1	2	2	9	10.9
at East Carolina	02/27/2022	*	31:02	2-6	.333	0-0	.000	4-4	1.000	3	6	9	11.4	2	3	4	1	3	8	10.8
Houston	03/02/2022	*	27:22	6-13	.462	0-1	.000	4-4	1.000	5	5	10	11.3	3	3	0	0	3	16	11.0
Totals		28	917:03	120-265	.453	6-28	.214	72-94	.766	100	228	328	11.3	73	54	68	30	42	318	11.0

Player Averages

Games Played	Minutes/ game	Points/ game	FG Pct	3FG Pct	FT Pct	Rebounds/ game	Assists/ game	Turnovers/ game	Assist/Turnover ratio	Steals/ game	Blocks/ game
29	31.6	11.0	45.3	21.4	76.6	11.3	1.9	2.3	0.8	1.4	1.0



2021-22 South Fla. Women's Basketball
Individual Game-by-Game
All games

Page 11/14
as of Mar 03, 2022

#21 LEVERETT, Shae

Opponent	Date	GS	MIN	Total		3-Pointers		Free throws		Rebounds				PF	A	TO	BLK	STL	PTS	AVG
				FG-FGA	PCT	3FG-3FGA	PCT	FT-FTA	PCT	OFF	DEF	TOT	AVG							
UTRGV	11/09/2021	*	27:12	1-2	.500	0-0	.000	3-7	.429	3	2	5	5.0	2	0	0	0	1	5	5.0
Alabama St.	11/11/2021	*	20:10	1-2	.500	0-0	.000	0-0	.000	1	2	3	4.0	3	1	0	0	0	2	3.5
at Tennessee	11/15/2021	*	21:20	0-2	.000	0-0	.000	0-0	.000	1	3	4	4.0	5	1	1	0	1	0	2.3
vs Syracuse	11/20/2021	*	24:44	1-3	.333	0-0	.000	2-2	1.000	2	3	5	4.3	3	0	0	0	0	4	2.8
vs UConn	11/21/2021	*	31:42	2-3	.667	0-0	.000	0-0	.000	3	5	8	5.0	1	1	0	0	1	4	3.0
vs Oregon	11/22/2021	*	23:29	0-0	.000	0-0	.000	0-0	.000	2	2	4	4.8	3	0	1	0	3	0	2.5
vs Stanford	11/26/2021	*	12:46	0-1	.000	0-0	.000	0-0	.000	2	2	4	4.7	5	0	3	0	0	0	2.1
at UT Arlington	12/02/2021	*	24:10	1-1	1.000	0-0	.000	0-0	.000	0	2	2	4.4	3	0	0	0	2	2	2.1
at VCU	12/12/2021		12:15	0-0	.000	0-0	.000	0-0	.000	2	1	3	4.2	2	0	2	0	0	0	1.9
Stetson	12/15/2021		23:14	3-3	1.000	0-0	.000	4-4	1.000	3	6	9	4.7	0	0	0	3	2	10	2.7
High Point	12/17/2021		15:34	1-3	.333	0-0	.000	0-0	.000	0	5	5	4.7	3	0	1	2	0	2	2.6
vs West Virginia	12/20/2021		16:56	0-0	.000	0-0	.000	0-0	.000	0	1	1	4.4	5	0	2	0	0	0	2.4
vs Ole Miss	12/21/2021		17:25	1-4	.250	0-0	.000	0-1	.000	4	1	5	4.5	1	0	0	0	0	2	2.4
Jacksonville	12/29/2021		10:19	0-0	.000	0-0	.000	0-0	.000	0	1	1	4.2	1	0	0	1	0	0	2.2
at Cincinnati	01/05/2022		20:14	0-1	.000	0-0	.000	0-1	.000	1	1	2	4.1	4	0	1	0	1	0	2.1
at Tulane	01/12/2022		14:45	1-2	.500	0-0	.000	0-0	.000	0	3	3	4.0	1	1	1	0	1	2	2.1
at UCF	01/16/2022		05:36	0-0	.000	0-0	.000	0-1	.000	0	0	0	3.8	2	0	0	1	0	0	1.9
Tulsa	01/19/2022		06:06	0-0	.000	0-0	.000	1-4	.250	2	1	3	3.7	3	1	1	1	1	1	1.9
Temple	01/22/2022		05:22	0-1	.000	0-0	.000	0-0	.000	2	0	2	3.6	0	0	0	0	0	0	1.8
at SMU	01/26/2022		03:04	0-0	.000	0-0	.000	0-0	.000	0	0	0	3.5	0	0	0	0	0	0	1.7
at Houston	01/30/2022		07:07	0-0	.000	0-0	.000	0-0	.000	0	0	0	3.3	1	0	0	0	0	0	1.6
Tulane	02/06/2022		03:15	0-0	.000	0-0	.000	0-0	.000	0	0	0	3.1	1	0	0	0	0	0	1.5
at Temple	02/09/2022		07:53	1-1	1.000	0-0	.000	0-0	.000	1	3	4	3.2	1	0	0	0	0	2	1.6
UCF	02/13/2022		24:21	1-1	1.000	0-0	.000	2-4	.500	2	9	11	3.5	3	0	1	3	0	4	1.7
Cincinnati	02/16/2022		21:02	0-0	.000	0-0	.000	0-2	.000	1	4	5	3.6	1	1	1	2	2	0	1.6
Wichita St.	02/22/2022		21:43	1-1	1.000	0-0	.000	0-2	.000	1	3	4	3.6	1	0	0	1	1	2	1.6
at Wichita St.	02/24/2022		15:25	1-1	1.000	0-0	.000	0-2	.000	1	3	4	3.6	1	0	0	1	0	2	1.6
at East Carolina	02/27/2022		03:31	0-0	.000	0-0	.000	0-0	.000	0	1	1	3.5	1	0	0	0	0	0	1.6
Houston	03/02/2022	*	21:08	0-1	.000	0-0	.000	0-0	.000	0	2	2	3.4	2	0	0	1	1	0	1.5
Totals		9	461:49	16-33	.485	0-0	.000	12-30	.400	34	66	100	3.4	59	6	15	16	17	44	1.5

Player Averages

Games Played	Minutes/ game	Points/ game	FG Pct	3FG Pct	FT Pct	Rebounds/ game	Assists/ game	Turnovers/ game	Assist/Turnover ratio	Steals/ game	Blocks/ game
29	15.9	1.5	48.5	0.0	40.0	3.4	0.2	0.5	0.4	0.6	0.6



2021-22 South Fla. Women's Basketball
Individual Game-by-Game
All games

Page 12/14
as of Mar 03, 2022

#22 WILSON, Aerial

Opponent	Date	GS	MIN	Total		3-Pointers		Free throws		Rebounds				PF	A	TO	BLK	STL	PTS	AVG
				FG-FGA	PCT	3FG-3FGA	PCT	FT-FTA	PCT	OFF	DEF	TOT	AVG							
UTRGV	11/09/2021		05:48	0-1	.000	0-1	.000	0-0	.000	0	0	0	0.0	0	1	1	0	0	0	0.0
Alabama St.	11/11/2021	*	23:02	1-2	.500	0-1	.000	0-1	.000	0	1	1	0.5	2	2	2	0	4	2	1.0
at Tennessee	11/15/2021		02:35	0-0	.000	0-0	.000	0-0	.000	0	0	0	0.3	0	1	1	0	0	0	0.7
vs Syracuse	11/20/2021		11:43	1-3	.333	1-3	.333	0-0	.000	0	0	0	0.3	1	4	0	0	1	3	1.3
vs UConn	11/21/2021		01:39	0-0	.000	0-0	.000	0-0	.000	0	0	0	0.2	0	0	0	0	0	0	1.0
vs Oregon	11/22/2021		04:34	0-0	.000	0-0	.000	0-0	.000	0	0	0	0.2	0	0	0	0	0	0	0.8
vs Stanford	11/26/2021		00:16	0-0	.000	0-0	.000	0-0	.000	0	0	0	0.1	0	0	0	0	0	0	0.7
at UT Arlington	12/02/2021		03:09	0-0	.000	0-0	.000	0-0	.000	0	0	0	0.1	0	1	1	0	0	0	0.6
at VCU	12/12/2021		11:28	0-2	.000	0-2	.000	0-0	.000	0	1	1	0.2	2	1	1	0	0	0	0.6
Stetson	12/15/2021		12:56	2-3	.667	1-2	.500	0-0	.000	0	1	1	0.3	2	1	1	1	0	5	1.0
High Point	12/17/2021	*	17:55	0-2	.000	0-0	.000	0-0	.000	1	2	3	0.5	3	1	2	0	0	0	0.9
vs West Virginia	12/20/2021		03:32	0-0	.000	0-0	.000	0-0	.000	0	0	0	0.5	0	0	0	0	0	0	0.8
Jacksonville	12/29/2021		09:25	1-2	.500	1-2	.500	0-0	.000	0	0	0	0.5	0	1	2	0	1	3	1.0
Tulsa	01/19/2022		01:56	0-0	.000	0-0	.000	0-0	.000	0	1	1	0.5	0	0	0	0	0	0	0.9
Temple	01/22/2022		04:52	0-0	.000	0-0	.000	0-0	.000	1	0	1	0.5	0	0	0	0	0	0	0.9
at SMU	01/26/2022		01:52	0-1	.000	0-0	.000	0-0	.000	0	0	0	0.5	0	0	0	0	0	0	0.8
at Houston	01/30/2022		05:51	0-1	.000	0-1	.000	0-0	.000	0	0	0	0.5	1	0	0	0	0	0	0.8
Wichita St.	02/22/2022		01:57	0-1	.000	0-1	.000	0-0	.000	0	0	0	0.4	0	0	0	0	0	0	0.7
at Wichita St.	02/24/2022		03:10	0-0	.000	0-0	.000	0-0	.000	0	0	0	0.4	0	0	0	0	0	0	0.7
at East Carolina	02/27/2022		06:25	1-1	1.000	1-1	1.000	0-0	.000	1	0	1	0.5	0	0	1	0	1	3	0.8
Houston	03/02/2022		08:44	1-2	.500	1-1	1.000	0-0	.000	0	1	1	0.5	0	0	1	0	0	3	0.9
Totals		2	142:48	7-21	.333	5-15	.333	0-1	.000	3	7	10	0.5	11	13	13	1	7	19	0.9

Player Averages

Games Played	Minutes/ game	Points/ game	FG Pct	3FG Pct	FT Pct	Rebounds/ game	Assists/ game	Turnovers/ game	Assist/Turnover ratio	Steals/ game	Blocks/ game
21	6.8	0.9	33.3	33.3	0.0	0.5	0.6	0.6	1.0	0.3	0.0



2021-22 South Fla. Women's Basketball
Individual Game-by-Game
All games

Page 13/14
as of Mar 03, 2022

#24 WEARY, Bella

Opponent	Date	GS	MIN	Total		3-Pointers		Free throws		Rebounds											
				FG-FGA	PCT	3FG-3FGA	PCT	FT-FTA	PCT	OFF	DEF	TOT	AVG	PF	A	TO	BLK	STL	PTS	AVG	
Alabama St.	11/11/2021		04:25	0-1	.000	0-1	.000	0-0	.000	0	0	0	0.0	0	0	0	0	0	0	0.0	
vs Syracuse	11/20/2021		01:24	0-0	.000	0-0	.000	0-0	.000	1	0	1	0.5	0	0	0	0	0	0	0.0	
Stetson	12/15/2021		04:33	1-2	.500	1-1	1.000	0-0	.000	0	0	0	0.3	1	1	0	0	0	3	1.0	
High Point	12/17/2021		02:59	0-1	.000	0-1	.000	0-0	.000	0	1	1	0.5	0	0	0	0	0	0	0.8	
vs West Virginia	12/20/2021		00:44	0-0	.000	0-0	.000	0-0	.000	0	0	0	0.4	0	0	0	0	0	0	0.6	
Jacksonville	12/29/2021		05:15	0-0	.000	0-0	.000	0-0	.000	0	1	1	0.5	0	0	0	0	0	0	0.5	
at Houston	01/30/2022		01:34	0-0	.000	0-0	.000	0-0	.000	0	0	0	0.4	0	0	0	0	0	0	0.4	
Houston	03/02/2022		03:11	0-1	.000	0-0	.000	0-0	.000	0	0	0	0.4	1	0	2	0	0	0	0.4	
Totals		0	24:05	1-5	.200	1-3	.333	0-0	.000	1	2	3	0.4	2	1	2	0	0	3	0.4	

Player Averages

Games Played	Minutes/ game	Points/ game	FG Pct	3FG Pct	FT Pct	Rebounds/ game	Assists/ game	Turnovers/ game	Assist/Turnover ratio	Steals/ game	Blocks/ game
8	3.0	0.4	20.0	33.3	0.0	0.4	0.1	0.3	0.5	0.0	0.0



2021-22 South Fla. Women's Basketball
Individual Game-by-Game
All games

Page 14/14
as of Mar 03, 2022

#32 MENDJIADU FANKAM, Dulcy

Opponent	Date	GS	MIN	Total		3-Pointers		Free throws		Rebounds				PF	A	TO	BLK	STL	PTS	AVG
				FG-FGA	PCT	3FG-3FGA	PCT	FT-FTA	PCT	OFF	DEF	TOT	AVG							
UTRGV	11/09/2021		16:10	2-10	.200	0-0	.000	6-8	.750	4	3	7	7.0	1	0	1	1	0	10	10.0
Alabama St.	11/11/2021		19:50	6-9	.667	0-0	.000	2-2	1.000	0	4	4	5.5	4	2	3	0	3	14	12.0
at Tennessee	11/15/2021		18:40	0-3	.000	0-0	.000	1-2	.500	2	1	3	4.7	4	1	3	0	0	1	8.3
vs Syracuse	11/20/2021		13:52	1-8	.125	0-0	.000	2-4	.500	4	4	8	5.5	0	0	0	1	2	4	7.3
vs UConn	11/21/2021		08:18	1-3	.333	0-0	.000	0-0	.000	0	0	0	4.4	2	0	0	0	0	2	6.2
vs Oregon	11/22/2021		25:26	8-15	.533	0-0	.000	1-4	.250	3	4	7	4.8	4	0	0	3	2	17	8.0
vs Stanford	11/26/2021		21:32	4-12	.333	0-0	.000	0-0	.000	2	1	3	4.6	3	0	1	0	2	8	8.0
at UT Arlington	12/02/2021		15:50	4-8	.500	0-0	.000	2-2	1.000	1	1	2	4.3	1	0	1	1	0	10	8.3
at VCU	12/12/2021	*	29:21	10-11	.909	0-0	.000	2-3	.667	4	5	9	4.8	4	0	3	0	0	22	9.8
Stetson	12/15/2021	*	11:39	3-8	.375	0-0	.000	1-1	1.000	2	4	6	4.9	4	1	2	1	0	7	9.5
High Point	12/17/2021	*	22:38	7-10	.700	0-0	.000	5-8	.625	1	3	4	4.8	4	0	4	0	1	19	10.4
vs West Virginia	12/20/2021	*	19:24	5-8	.625	0-0	.000	4-5	.800	4	8	12	5.4	4	1	0	0	0	14	10.7
vs Ole Miss	12/21/2021	*	28:48	0-5	.000	0-0	.000	6-8	.750	3	5	8	5.6	2	0	3	0	0	6	10.3
Jacksonville	12/29/2021	*	29:41	3-10	.300	0-0	.000	2-2	1.000	5	6	11	6.0	1	1	0	0	0	8	10.1
at Cincinnati	01/05/2022	*	19:46	2-6	.333	0-0	.000	0-0	.000	3	5	8	6.1	1	0	2	0	1	4	9.7
at Tulane	01/12/2022	*	25:15	9-11	.818	0-0	.000	5-5	1.000	4	4	8	6.3	3	0	3	3	3	23	10.6
at UCF	01/16/2022	*	35:49	6-9	.667	0-0	.000	2-3	.667	2	6	8	6.4	4	0	3	0	2	14	10.8
Tulsa	01/19/2022	*	33:54	8-16	.500	0-0	.000	1-2	.500	7	4	11	6.6	4	1	1	3	0	17	11.1
Temple	01/22/2022	*	41:11	6-14	.429	0-1	.000	4-6	.667	1	8	9	6.7	4	0	0	1	1	16	11.4
at SMU	01/26/2022	*	36:28	7-14	.500	0-0	.000	5-6	.833	3	9	12	7.0	3	0	3	0	0	19	11.8
at Houston	01/30/2022	*	30:54	5-12	.417	0-0	.000	1-1	1.000	3	6	9	7.1	2	0	4	1	1	11	11.7
Tulane	02/06/2022	*	36:45	5-11	.455	0-0	.000	5-6	.833	3	7	10	7.2	4	0	0	3	1	15	11.9
at Temple	02/09/2022	*	32:22	5-11	.455	0-0	.000	1-2	.500	5	10	15	7.6	0	1	1	2	0	11	11.8
UCF	02/13/2022	*	28:13	1-4	.250	0-0	.000	0-0	.000	3	3	6	7.5	3	0	3	0	0	2	11.4
Cincinnati	02/16/2022	*	18:58	1-8	.125	0-0	.000	2-4	.500	3	2	5	7.4	3	1	4	2	1	4	11.1
Wichita St.	02/22/2022	*	18:17	3-6	.500	0-0	.000	2-4	.500	4	2	6	7.3	3	0	4	0	2	8	11.0
at Wichita St.	02/24/2022	*	24:35	6-8	.750	0-0	.000	2-5	.400	2	8	10	7.4	1	0	2	0	2	14	11.1
at East Carolina	02/27/2022	*	36:29	7-13	.538	0-0	.000	4-9	.444	8	9	17	7.8	2	1	2	2	2	18	11.4
Houston	03/02/2022		15:41	4-8	.500	0-0	.000	0-0	.000	2	0	2	7.6	2	1	2	0	1	8	11.2
Totals		20	715:44	129-271	.476	0-1	.000	68-102	.667	88	132	220	7.6	77	11	55	24	27	326	11.2

Player Averages

Games Played	Minutes/game	Points/game	FG Pct	3FG Pct	FT Pct	Rebounds/game	Assists/game	Turnovers/game	Assist/Turnover ratio	Steals/game	Blocks/game
29	24.7	11.2	47.6	0.0	66.7	7.6	0.4	1.9	0.2	0.9	0.8



**South Fla. Women's Basketball
Individual Career Summaries
All games**

Page 1/8
as of Mar 03, 2022

ALVAREZ, Maria

				Field Goals		3-Point		F-Throws		Rebounds									Scoring	
SEASON	TEAM	GP-GS	MIN/AVG	FG-FGA	FG%	3FG-3FGA	3FG%	FT-FTA	FT%	OFF	DEF	TOT	AVG	PF-FO	A	TO	BLK	STL	PTS	AVG
2019-20	USF	15-8	410/27.3	44-131	.336	34-108	.315	10-20	.500	7	37	44	2.9	26-1	49	25	0	15	132	8.8
2020-21	USF	21-1	344/16.4	48-124	.387	41-102	.402	17-23	.739	8	30	38	1.8	23-1	17	23	0	12	154	7.3
2021-22	USF	27-2	461/17.1	47-151	.311	36-116	.310	20-29	.690	5	43	48	1.8	32-0	38	26	3	7	150	5.6
TOTAL		63-11	1214/19.3	139-406	.342	111-326	.340	47-72	.653	20	110	130	2.1	81-2	104	74	3	34	436	6.9

Single Game Highs

Statistic	Value	
Points	23	vs Houston 01/09/21
Rebounds	6	vs Mississippi St. 12/19/19, at UNLV 12/21/19
Assists	7	at Cincinnati 01/05/22
Steals	3	at Tulane 01/13/21
Blocks	1	vs Stetson 12/15/21, at Houston 01/30/22, at Wichita St. 02/24/22
FG Made	7	vs VCU 11/15/19, vs Houston 01/09/21
FG Attempts	14	vs Notre Dame 11/30/19
3FG Made	6	vs Alabama St. 12/06/19, vs Houston 01/09/21
3FG Attempts	13	vs Notre Dame 11/30/19
FT Made	4	vs Baylor 12/01/20, vs East Carolina 01/02/21, vs Cincinnati 02/16/22
FT Attempts	6	vs Cincinnati 02/16/22

BERMEJO, Cristina

				Field Goals		3-Point		F-Throws		Rebounds									Scoring	
SEASON	TEAM	GP-GS	MIN/AVG	FG-FGA	FG%	3FG-3FGA	3FG%	FT-FTA	FT%	OFF	DEF	TOT	AVG	PF-FO	A	TO	BLK	STL	PTS	AVG
2019-20	USF	24-1	241/10.0	17-52	.327	6-22	.273	10-16	.625	13	33	46	1.9	29-0	18	29	5	14	50	2.1
2020-21	USF	19-1	163/8.6	8-29	.276	1-9	.111	8-8	1.000	9	25	34	1.8	18-0	7	10	3	2	25	1.3
2021-22	USF	26-0	260/10.0	8-35	.229	2-10	.200	4-6	.667	9	20	29	1.1	35-2	11	17	5	4	22	0.8
TOTAL		69-2	664/9.6	33-116	.284	9-41	.220	22-30	.733	31	78	109	1.6	82-2	36	56	13	20	97	1.4

Single Game Highs

Statistic	Value	
Points	10	vs Idaho 12/15/19, vs Stetson 12/13/20
Rebounds	9	vs Tulsa 01/19/22
Assists	5	at Memphis 02/22/20
Steals	2	at Memphis 02/22/20, at Tulane 02/13/20, vs Saint Francis (PA) 11/24/19
Blocks	2	4 times
FG Made	4	vs SMU 02/29/20, vs Idaho 12/15/19
FG Attempts	9	vs Idaho 12/15/19
3FG Made	2	vs Idaho 12/15/19
3FG Attempts	5	vs Idaho 12/15/19
FT Made	4	vs Stetson 12/13/20
FT Attempts	4	vs Stetson 12/13/20



**South Fla. Women's Basketball
Individual Career Summaries
All games**

Page 2/8
as of Mar 03, 2022

BETANCOURT, Odeth

				Field Goals		3-Point		F-Throws		Rebounds									Scoring	
SEASON	TEAM	GP-GS	MIN/AVG	FG-FGA	FG%	3FG-3FGA	3FG%	FT-FTA	FT%	OFF	DEF	TOT	AVG	PF-FO	A	TO	BLK	STL	PTS	AVG
2021-22	USF	6-0	15/2.5	2-4	.500	0-0	.000	0-0	.000	1	3	4	0.7	1-0	0	3	0	1	4	0.7
TOTAL		6-0	15/2.5	2-4	.500	0-0	.000	0-0	.000	1	3	4	0.7	1-0	0	3	0	1	4	0.7

Single Game Highs

Statistic	Value	
Points	2	vs Syracuse 11/20/21, vs Stetson 12/15/21
Rebounds	1	4 times
Steals	1	vs Houston 03/02/22
FG Made	1	vs Syracuse 11/20/21, vs Stetson 12/15/21
FG Attempts	2	vs Syracuse 11/20/21

GUERREIRO, Sara

				Field Goals		3-Point		F-Throws		Rebounds									Scoring	
SEASON	TEAM	GP-GS	MIN/AVG	FG-FGA	FG%	3FG-3FGA	3FG%	FT-FTA	FT%	OFF	DEF	TOT	AVG	PF-FO	A	TO	BLK	STL	PTS	AVG
2020-21	USF	9-0	49/5.5	5-17	.294	0-5	.000	0-2	.000	5	3	8	0.9	1-0	2	4	0	1	10	1.1
2021-22	USF	25-3	156/6.3	13-43	.302	2-16	.125	3-3	1.000	9	12	21	0.8	14-0	9	7	0	5	31	1.2
TOTAL		34-3	205/6.0	18-60	.300	2-21	.095	3-5	.600	14	15	29	0.9	15-0	11	11	0	6	41	1.2

Single Game Highs

Statistic	Value	
Points	6	vs Jacksonville 11/28/20, vs Temple 01/22/22
Rebounds	3	vs Jacksonville 11/28/20, vs Syracuse 11/20/21, at Houston 01/30/22
Assists	3	vs Alabama St. 11/11/21
Steals	1	6 times
FG Made	3	vs Jacksonville 11/28/20
FG Attempts	6	vs Stetson 12/13/20, at VCU 12/12/21
3FG Made	1	at VCU 12/12/21, at UCF 01/16/22
3FG Attempts	3	vs Stetson 12/13/20, at Cincinnati 01/05/22
FT Made	2	vs Temple 01/22/22
FT Attempts	2	vs Houston 01/09/21, vs Temple 01/22/22



**South Fla. Women's Basketball
Individual Career Summaries
All games**

Page 3/8
as of Mar 03, 2022

HARVEY, Sydni

				Field Goals		3-Point		F-Throws		Rebounds									Scoring	
SEASON	TEAM	GP-GS	MIN/AVG	FG-FGA	FG%	3FG-3FGA	3FG%	FT-FTA	FT%	OFF	DEF	TOT	AVG	PF-FO	A	TO	BLK	STL	PTS	AVG
2018-19	USF	32-24	964/30.1	120-371	.323	45-131	.344	90-107	.841	30	53	83	2.6	72-4	82	93	2	21	375	11.7
2019-20	USF	22-16	582/26.5	73-205	.356	39-97	.402	74-88	.841	11	23	34	1.5	40-1	30	44	4	20	259	11.8
2020-21	USF	23-23	631/27.4	76-228	.333	43-128	.336	74-100	.740	30	37	67	2.9	38-0	40	34	2	14	269	11.7
2021-22	USF	28-25	720/25.7	63-225	.280	44-137	.321	35-50	.700	18	39	57	2.0	38-2	45	40	6	26	205	7.3
TOTAL		105-88	2897/27.6	332-1029	.323	171-493	.347	273-345	.791	89	152	241	2.3	188-7	197	211	14	81	1108	10.6

Single Game Highs

Statistic	Value	
Points	28	vs Tulane 03/07/20
Rebounds	7	vs Memphis 01/23/19, vs Wichita St. 03/09/21
Assists	7	vs Tulsa 02/13/21
Steals	3	vs Syracuse 11/20/21, vs Wichita St. 02/22/22, vs Cincinnati 02/16/22
Blocks	3	vs Wichita St. 02/22/22
FG Made	9	vs Tulane 01/19/19
FG Attempts	21	vs Oklahoma 11/18/18
3FG Made	7	vs Temple 02/09/20
3FG Attempts	11	at Cincinnati 12/22/20
FT Made	10	vs Tulane 03/07/20
FT Attempts	12	vs Tulane 03/07/20

LAZIC, Mihaela

				Field Goals		3-Point		F-Throws		Rebounds										Scoring	
SEASON	TEAM	GP-GS	MIN/AVG	FG-FGA	FG%	3FG-3FGA	3FG%	FT-FTA	FT%	OFF	DEF	TOT	AVG	PF-FO	A	TO	BLK	STL	PTS	AVG	
2019-20	USF	1-0	8/8.5	0-1	.000	0-1	.000	0-0	.000	0	2	2	2.0	1-0	0	0	0	0	0	0.0	
2020-21	USF	17-2	122/7.2	13-35	.371	2-16	.125	3-6	.500	2	9	11	0.6	5-0	19	14	0	3	31	1.8	
2021-22	USF	13-0	69/5.3	5-13	.385	1-6	.167	3-8	.375	2	4	6	0.5	1-0	9	4	0	0	14	1.1	
TOTAL		31-2	200/6.4	18-49	.367	3-23	.130	6-14	.429	4	15	19	0.6	7-0	28	18	0	3	45	1.5	

Single Game Highs

Statistic	Value	
Points	10	vs Tulsa 02/13/21
Rebounds	3	vs Stetson 12/13/20
Assists	5	vs Jacksonville 11/28/20
Steals	1	at Tulsa 12/30/20, vs Cincinnati 02/17/21, at Houston 02/27/21
FG Made	4	vs Tulsa 02/13/21
FG Attempts	11	vs Tulsa 02/13/21
3FG Made	1	vs Tulsa 02/13/21, at Temple 02/24/21, vs Stetson 12/15/21
3FG Attempts	4	vs Tulsa 02/13/21
FT Made	1	6 times
FT Attempts	2	7 times



**South Fla. Women's Basketball
Individual Career Summaries
All games**

Page 4/8
as of Mar 03, 2022

LEVERETT, Shae

SEASON	TEAM	GP-GS	MIN/AVG	Field Goals		3-Point		F-Throws		Rebounds									Scoring	
				FG-FGA	FG%	3FG-3FGA	3FG%	FT-FTA	FT%	OFF	DEF	TOT	AVG	PF-FO	A	TO	BLK	STL	PTS	AVG
2017-18	USF	27-0	290/10.7	19-29	.655	0-0	.000	9-18	.500	29	35	64	2.4	38-1	4	11	8	6	47	1.7
2018-19	USF	35-24	938/26.8	91-160	.569	0-1	.000	78-120	.650	115	146	261	7.5	88-1	22	51	55	19	260	7.4
2019-20	USF	31-12	709/22.9	66-102	.647	0-0	.000	41-81	.506	98	98	196	6.3	77-6	10	35	18	19	173	5.6
2020-21	USF	23-22	666/28.9	39-71	.549	0-0	.000	23-56	.411	82	74	156	6.8	79-4	14	22	22	21	101	4.4
2021-22	USF	29-9	462/15.9	16-33	.485	0-0	.000	12-30	.400	34	66	100	3.4	59-3	6	15	16	17	44	1.5
TOTAL		145-67	3064/21.1	231-395	.585	0-1	.000	163-305	.534	358	419	777	5.4	341-15	56	134	119	82	625	4.3

Single Game Highs

Statistic	Value	
Points	20	vs Wichita St. 02/23/19
Rebounds	18	vs Wichita St. 02/23/19
Assists	3	at East Carolina 02/20/19
Steals	4	vs Houston 01/09/21, vs Cincinnati 02/17/21
Blocks	7	vs Memphis 01/23/19
FG Made	6	vs Vermont 12/17/18, at James Madison 03/24/19, vs Arkansas St. 11/17/17
FG Attempts	10	vs Wichita St. 02/23/19
3FG Attempts	1	at Houston 02/27/19
FT Made	10	vs Wichita St. 02/23/19
FT Attempts	12	at SMU 01/26/19

MENDJIADEU FANKAM, Dulcy

SEASON	TEAM	GP-GS	MIN/AVG	Field Goals		3-Point		F-Throws		Rebounds									Scoring	
				FG-FGA	FG%	3FG-3FGA	3FG%	FT-FTA	FT%	OFF	DEF	TOT	AVG	PF-FO	A	TO	BLK	STL	PTS	AVG
2019-20	Mem	31-31	872/28.1	152-312	.487	0-1	.000	73-111	.658	99	167	266	8.6	69-3	16	82	27	36	377	12.2
2020-21	Mem	19-18	580/30.5	107-225	.476	0-1	.000	54-86	.628	74	128	202	10.6	40-2	22	56	30	24	268	14.1
2021-22	USF	29-20	716/24.7	129-271	.476	0-1	.000	68-102	.667	88	132	220	7.6	77-0	11	55	24	27	326	11.2
TOTAL FOR USF		29-20	716/24.7	129-271	.476	0-1	.000	68-102	.667	88	132	220	7.6	77-0	11	55	24	27	326	11.2
TOTAL		79-69	2167/27.4	388-808	.480	0-3	.000	195-299	.652	261	427	688	8.7	186-5	49	193	81	87	971	12.3

Single Game Highs

Statistic	Value	
Points	23	vs Liberty 12/06/20, at Tulane 01/12/22
Rebounds	17	at Saint Louis 12/04/20, at East Carolina 02/27/22
Assists	2	10 times
Steals	6	vs Tulane 02/23/21
Blocks	4	at Cincinnati 01/20/21, vs Cincinnati 02/10/21, at Temple 03/04/21
FG Made	10	vs Cincinnati 01/08/20, at VCU 12/12/21
FG Attempts	17	at Saint Louis 12/04/20
3FG Attempts	1	vs UAB 12/08/19, at Houston 02/13/21, vs Temple 01/22/22
FT Made	9	vs UConn 01/14/20
FT Attempts	10	vs UConn 01/14/20



South Fla. Women's Basketball
Individual Career Summaries
All games

Page 5/8
as of Mar 03, 2022

MUNUNGA, Bethy

				Field Goals		3-Point		F-Throws		Rebounds									Scoring	
SEASON	TEAM	GP-GS	MIN/AVG	FG-FGA	FG%	3FG-3FGA	3FG%	FT-FTA	FT%	OFF	DEF	TOT	AVG	PF-FO	A	TO	BLK	STL	PTS	AVG
2019-20	USF	29-27	759/26.2	109-218	.500	1-5	.200	49-69	.710	110	182	292	10.1	81-0	35	75	27	34	268	9.2
2020-21	USF	23-23	732/31.8	73-165	.442	6-22	.273	70-99	.707	101	196	297	12.9	79-4	29	61	25	27	222	9.7
2021-22	USF	29-28	917/31.6	120-265	.453	6-28	.214	72-94	.766	100	228	328	11.3	73-2	54	68	30	42	318	11.0
TOTAL		81-78	2408/29.7	302-648	.466	13-55	.236	191-262	.729	311	606	917	11.3	233-6	118	204	82	103	808	10.0

Single Game Highs

Statistic	Value	
Points	26	at Tulane 01/12/22
Rebounds	23	vs Stanford 11/26/21
Assists	6	vs West Virginia 12/20/21
Steals	5	vs Tulane 02/20/21
Blocks	4	at Wichita St. 01/22/20
FG Made	8	at SMU 01/26/22, at Tulane 01/12/22
FG Attempts	15	vs Cincinnati 02/17/21
3FG Made	3	vs Baylor 12/01/20
3FG Attempts	4	vs UTRGV 11/09/21
FT Made	10	vs Tulane 02/20/21, at Tulane 01/12/22
FT Attempts	14	vs Tulane 02/20/21



**South Fla. Women's Basketball
Individual Career Summaries
All games**

Page 6/8
as of Mar 03, 2022

PINZAN, Elisa

				Field Goals		3-Point		F-Throws		Rebounds									Scoring	
SEASON	TEAM	GP-GS	MIN/AVG	FG-FGA	FG%	3FG-3FGA	3FG%	FT-FTA	FT%	OFF	DEF	TOT	AVG	PF-FO	A	TO	BLK	STL	PTS	AVG
2018-19	USF	31-15	762/24.6	40-153	.261	23-95	.242	36-44	.818	4	56	60	1.9	41-0	103	74	0	26	139	4.5
2019-20	USF	27-24	874/32.4	83-234	.355	48-132	.364	30-37	.811	6	72	78	2.9	21-1	121	83	1	28	244	9.0
2020-21	USF	23-23	815/35.5	75-237	.316	33-120	.275	53-64	.828	7	68	75	3.3	26-0	149	49	1	41	236	10.3
2021-22	USF	28-28	938/33.5	75-203	.369	37-115	.322	52-67	.776	6	80	86	3.1	25-0	154	65	0	31	239	8.5
TOTAL		109-90	3390/31.1	273-827	.330	141-462	.305	171-212	.807	23	276	299	2.7	113-1	527	271	2	126	858	7.9

Single Game Highs

Statistic	Value	
Points	26	vs Oregon 11/22/21
Rebounds	11	vs Mississippi St. 12/05/20
Assists	14	vs Houston 01/09/21
Steals	6	at Tulane 01/13/21, vs Tulsa 02/13/21
Blocks	1	vs Notre Dame 11/30/19, vs Tulsa 02/13/21
FG Made	8	vs UCF 01/19/20, vs Wichita St. 02/22/22
FG Attempts	20	vs UConn 02/16/20
3FG Made	7	vs UCF 01/19/20
3FG Attempts	12	vs UCF 01/19/20
FT Made	9	at VCU 12/12/21
FT Attempts	10	at VCU 12/12/21



**South Fla. Women's Basketball
Individual Career Summaries
All games**

Page 7/8
as of Mar 03, 2022

TSINEKE, Elena

				Field Goals		3-Point		F-Throws		Rebounds									Scoring	
SEASON	TEAM	GP-GS	MIN/AVG	FG-FGA	FG%	3FG-3FGA	3FG%	FT-FTA	FT%	OFF	DEF	TOT	AVG	PF-FO	A	TO	BLK	STL	PTS	AVG
2019-20	USF	27-22	746/27.6	115-307	.375	44-138	.319	60-68	.882	17	36	53	2.0	63-2	44	77	8	18	334	12.4
2020-21	USF	21-17	506/24.1	105-272	.386	32-108	.296	43-49	.878	22	25	47	2.2	37-1	37	44	2	9	285	13.6
2021-22	USF	28-27	882/31.5	150-385	.390	24-86	.279	65-79	.823	51	39	90	3.2	55-1	65	75	5	21	389	13.9
TOTAL		76-66	2135/28.1	370-964	.384	100-332	.301	168-196	.857	90	100	190	2.5	155-4	146	196	15	48	1008	13.3

Single Game Highs

Statistic	Value	
Points	31	vs Wichita St. 01/06/21
Rebounds	7	vs UConn 11/21/21
Assists	7	vs Jacksonville 11/28/20
Steals	4	vs Tulane 01/25/20, vs Ole Miss 12/21/21
Blocks	2	vs Stetson 12/13/20, at SMU 01/26/22
FG Made	11	vs Wichita St. 01/06/21
FG Attempts	24	vs NC State 03/23/21, vs Tulsa 01/19/22
3FG Made	5	vs Wichita St. 01/06/21
3FG Attempts	12	vs Notre Dame 11/30/19
FT Made	10	vs Temple 01/22/22
FT Attempts	12	vs Temple 01/22/22

WEARY, Bella

				Field Goals		3-Point		F-Throws		Rebounds									Scoring	
SEASON	TEAM	GP-GS	MIN/AVG	FG-FGA	FG%	3FG-3FGA	3FG%	FT-FTA	FT%	OFF	DEF	TOT	AVG	PF-FO	A	TO	BLK	STL	PTS	AVG
2021-22	USF	8-0	24/3.0	1-5	.200	1-3	.333	0-0	.000	1	2	3	0.4	2-0	1	2	0	0	3	0.4
TOTAL		8-0	24/3.0	1-5	.200	1-3	.333	0-0	.000	1	2	3	0.4	2-0	1	2	0	0	3	0.4

Single Game Highs

Statistic	Value	
Points	3	vs Stetson 12/15/21
Rebounds	1	vs Syracuse 11/20/21, vs High Point 12/17/21, vs Jacksonville 12/29/21
Assists	1	vs Stetson 12/15/21
FG Made	1	vs Stetson 12/15/21
FG Attempts	2	vs Stetson 12/15/21
3FG Made	1	vs Stetson 12/15/21
3FG Attempts	1	vs Alabama St. 11/11/21, vs Stetson 12/15/21, vs High Point 12/17/21



**South Fla. Women's Basketball
Individual Career Summaries
All games**

Page 8/8
as of Mar 03, 2022

WILLIAMS, Patience

				Field Goals		3-Point		F-Throws		Rebounds									Scoring	
SEASON	TEAM	GP-GS	MIN/AVG	FG-FGA	FG%	3FG-3FGA	3FG%	FT-FTA	FT%	OFF	DEF	TOT	AVG	PF-FO	A	TO	BLK	STL	PTS	AVG
2021-22	USF	14-1	62/4.4	6-13	.462	0-0	.000	0-1	.000	4	9	13	0.9	9-0	1	4	4	5	12	0.9
TOTAL		14-1	62/4.4	6-13	.462	0-0	.000	0-1	.000	4	9	13	0.9	9-0	1	4	4	5	12	0.9

Single Game Highs

Statistic	Value	
Points	4	vs Syracuse 11/20/21, vs Stetson 12/15/21
Rebounds	2	vs Stetson 12/15/21, at East Carolina 02/27/22, vs Houston 03/02/22
Assists	1	vs UTRGV 11/09/21
Steals	1	5 times
Blocks	1	4 times
FG Made	2	vs Syracuse 11/20/21, vs Stetson 12/15/21
FG Attempts	3	vs UTRGV 11/09/21
FT Attempts	1	vs Stetson 12/15/21

WILSON, Aerial

				Field Goals		3-Point		F-Throws		Rebounds									Scoring	
SEASON	TEAM	GP-GS	MIN/AVG	FG-FGA	FG%	3FG-3FGA	3FG%	FT-FTA	FT%	OFF	DEF	TOT	AVG	PF-FO	A	TO	BLK	STL	PTS	AVG
2019-20	Mem	31-30	863/27.8	42-128	.328	17-57	.298	14-23	.609	22	36	58	1.9	69-1	70	67	6	32	115	3.7
2020-21	Mem	19-19	647/34.1	29-111	.261	9-44	.205	17-24	.708	19	47	66	3.5	45-0	115	71	3	17	84	4.4
2021-22	USF	21-2	143/6.8	7-21	.333	5-15	.333	0-1	.000	3	7	10	0.5	11-0	13	13	1	7	19	0.9
TOTAL FOR USF		21-2	143/6.8	7-21	.333	5-15	.333	0-1	.000	3	7	10	0.5	11-0	13	13	1	7	19	0.9
TOTAL		71-51	1653/23.3	78-260	.300	31-116	.267	31-48	.646	44	90	134	1.9	125-1	198	151	10	56	218	3.1

Single Game Highs

Statistic	Value	
Points	10	at Saint Louis 12/04/20, at Cincinnati 01/20/21
Rebounds	9	vs Liberty 12/06/20
Assists	10	vs Houston 12/22/20, vs East Carolina 02/06/21
Steals	5	vs George Washington 11/17/19, at Tulsa 01/09/21
Blocks	1	10 times
FG Made	4	vs SMU 01/21/20, at Saint Louis 12/04/20, at Cincinnati 01/20/21
FG Attempts	11	vs Cincinnati 03/08/21
3FG Made	2	vs SMU 03/06/20
3FG Attempts	5	vs Cincinnati 03/08/21
FT Made	3	vs Liberty 12/06/20
FT Attempts	6	vs Tulane 02/04/20