



2021-22 USF MEN'S BASKETBALL GAME NOTES

Dave Albrecht | Associate Director of Athletic Communications | Cell: (561) 525-4997 | Office: (813) 974-7099

albrecht25@usf.edu | www.GoUSFBulls.com | Twitter: @USFMBB | Instagram: @USFMBB

2021-22 SCHEDULE

NOVEMBER

11/1	VOORHEES COLLEGE (EXHIBITION)	W, 92-42
11/9	BETHUNE-COOKMAN [ESPN+]	W, 75-54
11/13	GEORGIA SOUTHERN [ESPN+]	L, 53-41
11/15	NORTH CAROLINA A&T ST. [ESPN+]	W, 56-54
11/19	vs. No. 21 AUBURN# [ESPN+]	L, 58-52
11/24	HAMPTON [ESPN+]	W, 58-52
11/29	at Boston College [ACC Network]	L, 64-49

DECEMBER

12/3	SOUTH CAROLINA ST. [ESPN+]	L, 65-64
12/14	AUSTIN PEAY [ESPN+]	W, 60-51
12/18	vs. Florida% [Bally Sports Sun]	L, 66-55
12/22	vs. (RV) BYU^ [ESPN]	L, 54-39
12/23	at Hawai'i^ [ESPN2]	W, 76-69
12/25	vs. Wyoming^ [ESPN]	L, 77-57
12/29	MISSISSIPPI VALLEY ST. [ESPN+]	Canceled

JANUARY

1/5	No. 12 HOUSTON* [ESPN+]	L, 83-66
1/8	at Tulane* [ESPN]	L, 68-54
1/12	at SMU* [ESPN+]	L, 77-65
1/15	UCF* [ESPN]	W, 75-51
1/18	at No. 10 Houston* [ESPN+]	L, 74-55
1/26	SMU* [ESPN+]	L, 74-54
1/29	at Tulsa* [ESPN+]	L, 76-45

FEBRUARY

2/3	at UCF* [ESPN+]	L, 68-49
2/7	TEMPLE* - Ppd. on 1/22 [ESPN+]	W, 52-49
2/9	CINCINNATI* [ESPN+]	L, 70-59
2/12	at Wichita State* [ESPN]	L, 73-69
2/15	TULANE* [ESPN+]	L, 76-57
2/17	ECU* - Ppd. on 1/1 [ESPN+]	7 p.m.
2/19	TULSA* [ESPN+]	12 p.m.
2/23	at ECU* [ESPN+]	7 p.m.
2/26	at Cincinnati* [ESPN+]	7 p.m.

MARCH

3/3	MEMPHIS* [ESPN]	9 p.m.
3/6	at Temple* [ESPN+]	2 p.m.
3/10-13	at AAC Championship - Fort Worth, Texas	

— Game played at Amalie Arena (Tampa, Fla.)

% — Orange Bowl Classic (FLA Live Arena | Sunrise, Fla.)

^ — Diamondhead Classic (Honolulu, Hawai'i)

* — American Athletic Conference Game

Home games in **BOLD ALL CAPS**

All times Eastern and subject to change

GAME 25



SOUTH FLORIDA BULLS (7-17, 2-10 AAC)

Head Coach: Brian Gregory | 64-83 (5th year at USF) | 312-263 (18th overall)

VS.



EAST CAROLINA PIRATES (12-12, 3-9 AAC)

Head Coach: Joe Dooley | 98-116 (8th year at ECU) | 212-174 (13th overall)

GAME INFORMATION

Game Day Theme: Salute To Service

Date: Thursday, February 17, 2022 | 7 p.m.

Location: Tampa, Fla. | Yuengling Center

TV: ESPN+

Radio: Bulls Unlimited on iHeart Radio

Live Stats: www.GoUSFBulls.com

Series: USF leads, 12-9

In Tampa (Home): USF leads, 6-2

In Greenville (Away): ECU leads, 7-5

At Neutral Site: USF leads, 1-0

Last Meeting: Won, 69-63, at ECU 1/9/21

Streak: USF W2

OPENING TIP

- The Bulls are currently playing a stretch of six games (five at home) in a 13-day span.
- USF matched a season high with eight three-pointers in Tuesday's loss to Tulane.
- The Bulls have dropped 11 of their last 13 games overall dating back to Dec. 25.
- Corey Walker has set new career highs in points (11), rebounds (11) and blocks (4) over the last two games.
- Russel Tchewa is averaging 11.2 ppg over his last five outings (6.8 season scoring average).
- Jamir Chaplin is leading USF in scoring (11.3 ppg) over 11 AAC while shooting 49.5% (45-91).
- USF ranks 60th in the NCAA in scoring defense (64.8 ppg) - fourth in the American.
- Caleb Murphy, named to the 2020-21 AAC All-Freshman Team, leads USF in scoring (11.7) and assists (3.0).
- USF returns four players from 2020-21 & welcomes 10 new players - 8 transfers (seven D-1)/2 true freshman.

USF PROBABLE STARTERS



CALEB MURPHY

G | Fr. | 6-4 | 185
PPG.....11.7
RPG.....2.9
AST.....3.0
STL.....0.7
BLK.....0.3
MIN.....31.6



JAVON GREENE

G | Sr. | 6-4 | 195
PPG.....9.5
RPG.....4.5
AST.....2.2
STL.....1.9
BLK.....0.3
MIN.....30.4




JAMIR CHAPLIN

G | So. | 6-6 | 200
PPG.....9.1
RPG.....4.4
AST.....1.3
STL.....0.9
BLK.....0.6
MIN.....26.0



COREY WALKER JR.

F | Fr. | 6-8 | 215
PPG.....4.4
RPG.....3.6
AST.....0.9
STL.....1.4
BLK.....1.0
MIN.....17.6



RUSSEL TCHEWA

C | So. | 7-0 | 280
PPG.....6.8
RPG.....5.3
AST.....0.4
STL.....0.3
BLK.....0.2
MIN.....23.5

*season stats

HEAD COACH BRIAN GREGORY

THE BRIAN GREGORY FILE

CAREER RECORD AS A HEAD COACH

312-263 (.543 winning pct. / 18th season)

RECORD AS USF'S HEAD COACH

64-83 (.435 winning pct. / 5th season)

PLAYING HONORS

- 1988 Great Lakes Intercollegiate All-Conference
- 1989 Great Lakes Intercollegiate All-Conference
- 1990 Great Lakes Intercollegiate All-Conference
- 1990 Academic All-American

PERSONAL

- Married to wife Yvette for 26 years
- Has two daughters; Isabella and Elyse
- Participated in Operation Hardwood in Iraq in 2008 and 2009, visiting military bases throughout the country to help lift morale and provide basketball instruction.



HEAD COACHING CAREER

Season	School	Position	Record/Postseason
2003-04	Dayton	Head Coach	24-9/NCAA First Round
2004-05	Dayton	Head Coach	18-11
2005-06	Dayton	Head Coach	14-17
2006-07	Dayton	Head Coach	19-12
2007-08	Dayton	Head Coach	23-11/NIT Quarterfinals
2008-09	Dayton	Head Coach	27-8/NCAA Second Round
2009-10	Dayton	Head Coach	25-12/NIT Champions
2010-11	Dayton	Head Coach	22-14/NIT First Round
2011-12	Georgia Tech	Head Coach	11-20
2012-13	Georgia Tech	Head Coach	16-15
2013-14	Georgia Tech	Head Coach	16-17
2014-15	Georgia Tech	Head Coach	12-19
2015-16	Georgia Tech	Head Coach	21-15/NIT Quarterfinals
2017-18	USF	Head Coach	10-22
2018-19	USF	Head Coach	24-14/CBI Champions
2019-20	USF	Head Coach	14-17
2020-21	USF	Head Coach	9-13
2021-22	USF	Head Coach	7-17

USF ALL-TIME COACHING WINS LIST

Coach (Seasons)	Wins	Years
Bobby Paschal (1986-96)	127	10
Seth Greenberg (1996-2003)	108	7
Lee Rose (1980-86)	106	6
Stan Heath (2007-14)	97	7
Brian Gregory (2017-present)	64	5
Chip Conner (1975-80)	59	5
Robert McCullum (2003-07)	40	4
Don Williams (1972-74)	33	3
Orlando Antigua (2014-17)	17	3
Bill Gibson (1974-75)	15	1

Brian Gregory was named the 10th head coach of the USF men's basketball program on March 14, 2017 and is in his fifth season with the Bulls.

Gregory, who has previously led programs at Georgia Tech (2011-16) and Dayton (2003-11) and spent nearly a decade as an assistant coach under Michigan State head coach Tom Izzo. Gregory's resume includes nearly 300 career head coaching wins and seven postseason appearances, including the 2010 NIT championship and the 2019 CBI championship.

In his first season at the helm at USF, Gregory led the Bulls to the team's first double-digit win season since the 2013-14 season and tripled the team's conference win total from the previous season. The Bulls ended the regular season with back-to-back victories over Memphis (3/1/18) and SMU (3/4/18), marking the first time since 2016 that the team won consecutive conference games. The 75-51 victory at Memphis was the Tigers' worst home loss in 19 years.

Under Gregory's tutelage, 11 student-athletes made the USF Athletics Honor Roll in his first full semester as head coach in fall 2017. Gregory also coached the team's first American Athletic Conference All-Rookie honoree since 2016 in freshman David Collins. Collins capped off his impressive freshman campaign by being named the conference's final Rookie of the Week and scored 30 points in the first round of the conference tournament in Orlando, becoming only the fifth Bulls freshman in history to reach the 30-point plateau. In addition to Collins' honors, four different Bulls were named to The American Weekly Honor Roll in 2017-18, making five appearances on the list.

Gregory's rebuilding project came full circle in his second season with the Bulls. In 2018-19, he guided USF to the best turnaround in the NCAA by leading the Bulls to a school-record 24 wins, 14 more victories than the season before en route to winning the College Basketball Invitational for the program's first postseason tournament championship since 1990. Along the way, USF won a school-record 18 home games and finished with eight wins in The American to post its most victories in league play since joining the conference in 2013. In addition, USF turned in its best finish in the standings in league history, won three road games in league play for the first time ever, won five postseason games in the same season for the first time in school history and had two five-game winning streaks in the same season for the first time ever.

Under Gregory's direction, the Bulls set school records for the most single-season free throws made (658), free throw attempts (1,018), three-pointers (272) and rebounds (1,483). USF also registered 306 steals to record the second-most in a season in school history. Additionally, the Bulls also set AAC single-season records for free throws made and attempted.

Individually, the Bulls featured the 2019 AAC Defensive Player of the Year in guard Laquincy Rideau and the 2019 AAC Freshman of the Year in forward Alexis Yetna. Rideau became the first player in school history to win a defensive player of the year award and Yetna was tabbed the second freshman of the year in school history and first since 1979. Rideau and Collins were both named All-Conference Third Team to become the first players at USF to ever make all-conference in The American. Collins was also tabbed the CBI Most Valuable Player and Rideau was one of only three players in the NCAA with 100 assists and 100 steals. Rideau ended the season with 189 assists and 101 steals to become the first player in AAC history to lead the league in both assists and steals. Collins scored 587 points and had the sixth-most single-season points in school history and the ninth-most in league history. Gregory helped Yetna become only the fifth player in school history with 300 rebounds in a season. Yetna also tallied the most rebounds in a single season in league history and the second-most in school history.

Gregory's third season with the Bulls was most of the most highly-anticipated seasons in recent memory, but USF was dealt a crushing blow two days before the start of the regular season when it learned that Yetna would miss the entire 2019-20 season with a knee injury. Still, Gregory's gritty Bulls won 14 games and turned in victories over UConn, Temple, Memphis and SMU. USF finished the regular season having won three of its last four games and were poised to make a deep run in the conference tournament before its cancellation due to the outbreak of the COVID-19 virus. Nevertheless, USF ended league play with seven wins, giving Gregory back-to-back seasons of at least seven wins, a feat that had not been achieved at USF since the 2001-02 and 2002-03 seasons when the Bulls were members of Conference USA.

USF once again proved to be one of the top defensive teams in the NCAA during the 2019-20 season and finished the year ranked 20th in scoring defense by allowing only 62.7 points per game. The Bulls limited eight teams to fewer than 60 points during the season and held 27 of their 31 opponents under their scoring average at the time of play. The Bulls also ranked 44th in the nation in turnovers forced with 15.6 per game, and stood 65th in the NCAA in steals with 7.5 thefts per game.

Still dealing with the fallout of COVID-19 during the 2020-21 season, USF had 11 contests canceled/postponed, including a span of playing no games from January 10-February 9, 2021. The Bulls posted a 6-5 record before that stretch of time, but struggled to return to form following the extended layoff. Despite the disjointed season, USF won its opening round game of the AAC Tournament, and nearly knocked off top-seeded Wichita State in the second round, falling by a score of 68-67. Caleb Murphy was a standout in his first season at USF and was named to the AAC All-Freshman Team at the conclusion of the year.

Prior to becoming the head coach at USF, Gregory spent five seasons at Georgia Tech (2011-16). Gregory steadily built the program, winning 16 games in years two and three and posting a 21-15 record with a pair of victories in the NIT in year five while playing a schedule that featured nine Top 25-ranked teams. In Gregory's last season, the Jackets knocked off No. 4 Virginia and No. 18 Notre Dame, made the program's first post-season appearance since 2010 and garnered eight ACC wins, the program's most since 2007.

During Gregory's tenure, Georgia Tech defeated rival Georgia for four straight years, something Tech hadn't done since the early 1960s, and beat five Top 25-ranked opponents – posting a win over at least one in each of his last four seasons. The wins included top-10 victories on the road over No. 6 Miami (2013) and at No. 7 Syracuse (2014). Two Tech players earned All-ACC honors under Gregory and Glenn Rice, Jr. and Iman Shumpert went on to play in the NBA.

Gregory made sure his program's academic success was exemplary. All of the four-year seniors in the Tech program under Gregory graduated and the team's Academic Progress Report (APR) and Graduation Success Rate (GSR) scores were at their highest levels since the NCAA began tracking program's academic performance. Six Tech players earned Academic All-ACC Team honors.

As an assistant to legendary coaches Tom Izzo and Jud Heathcote at Michigan State, Gregory helped lead the Spartans to two NCAA Final Fours, three Elite Eights and the 2000 NCAA championship. He spent 13 years as a collegiate assistant coach under Heathcote (Michigan State, 1992-94), Izzo (Michigan State, 1995-96 & 1999-2003), Kevin O'Neill (Northwestern, 1997-99) and Stan Joplin (Toledo, 1996-97), before taking over the program at the University of Dayton as the head coach in 2003-04. He went 24-9 with an Atlantic 10 Tournament title and NCAA Tournament appearance in his first season. Gregory went on to earn A-10 Coach of the Year honors in 2005 and led the Flyers to five 20-win seasons and five postseason appearances in eight seasons. During his tenure, the Flyers reached as high as No. 14 in the AP Top 25 rankings, the program's highest ranking in 40 years, and knocked off numerous Top 25-ranked opponents, including victories over No. 6 Pittsburgh, No. 12 Louisville, No. 15 Marquette and No. 17 Xavier.

Dayton returned to the NCAA Tournament in 2009, defeating No. 6-seed West Virginia before falling to No. 3-seed Kansas as the Flyers posted a 27-8 record. The following season Dayton went 25-12 and marched to the 2010 NIT Championship – defeating North Carolina in the championship game in Madison Square Garden. Every one of the 23 seniors to play for Gregory at Dayton graduated and he recruited future NBA players Brian Roberts, Chris Wright, and Chris Johnson, Dayton's first NBA players since 1990.

After winning 23, 27, 25 and 22 games in his final four seasons at Dayton and posting an overall record of 172-94 (.647), Gregory departed to become the head coach at Georgia Tech in 2011-12. He has posted a 258-202 record in 14 seasons as a collegiate head coach in the A-10, ACC and American Athletic Conferences.

A native of Mount Prospect, Ill., Gregory attended the U.S. Naval Academy for one year, where he teamed with David Robinson to lead the Midshipmen to an appearance in the 1986 NCAA Elite Eight while posting a 30-5 record. Gregory transferred to Oakland University, where he became a three-time all-conference selection and Academic All-American (1990). The point guard finished his career as the Grizzlies' all-time leader in assists (906) – ranking second in the nation in assists (10.7) as a junior. Gregory earned a Bachelor of Arts in secondary education from Oakland in 1990 and a Masters in athletic administration from Michigan State in 1992.

LAST TIME OUT

Serrel Smith Jr. came off the bench for a season-high 17 points on Tuesday, but it wasn't enough in a 76-57 loss to Tulane. Corey Walker Jr. scored a career-high 11 points and Russel Tchewa was just shy of his second double-double of the season (9 points/10 rebounds). The Green Wave shot 52.7% - the worst allowed by USF this season. Jamir Chaplin did not play due to an ankle injury.

SOUTH FLORIDA AND EAST CAROLINA

Thursday's game is the makeup of a January 1st postponement. The Bulls and Pirates only played once last year due to a cancelation. USF has won four of the last five meetings, including two straight in Tampa, both in overtime. The teams will also square off once more at ECU next Wednesday. ECU is 1-5 on the road this year and 2-8 overall away from home. Tristen Newton leads ECU in scoring (17.2) followed by Vance Jackson (13.4) who ranks 23rd in the NCAA in three-point shooting (42.3%).

FEBRUARY FRENZY

January postponements have led to a loaded February schedule for South Florida. Beginning Feb. 7, the Bulls play six games in 13 days, which fortunately includes five home games and only one road contest (at Wichita State).

THE FORMULA

Rebounding, turnovers and tight ballgames - stats that could key a USF victory. The Bulls don't want to get into shootouts with teams, and rely on their defense to keep them in ballgames. USF is 2-14 this year in games decided by 11+ points and 0-9 when opponents score 70+ points. USF is 1-12 this year when it does not win the rebounding battle and 1-10 when committing more turnovers than its opponent.

THE LEFT-HAND ASSASSIN

True to his Twitter handle, Javon Greene aka The Left-Hand Assassin, has left his imprint on each of USF's last six wins. In mid-November, he hit a game-winning triple in the final seconds against North Carolina A&T as the Bulls erased a 14-point second half deficit. The following week, his go-ahead three-pointer against Hampton with 2:15 left on the clock gave USF the lead for good. Against Austin Peay, Greene scored 10 of the Bulls' final 14 points. At Hawaii, he led USF in scoring (18). At home against UCF in January, he matched a career high with five triples and scored a game and season high 19 points while also leading the Bulls in rebounds (9) and steals (4). Against Temple on Feb. 7, he once again delivered in the clutch with a game-winning three with 20.1 seconds on the clock. A four-year standout at George Mason, Greene tallied 1,139 points & 535 rebounds for the Patriots. Greene leads the AAC in steals/game this season (1.87).

BULL MARKET

- Serrel Smith Jr. scored a season-best 17 points on 4-7 shooting from downtown on Tuesday.
- Corey Walker Jr. tallied a career high in points (11) Tuesday vs. Tulane, and highs in rebounds (11) and blocks (4) last Saturday at Wichita State.
- Sam Hines Jr. matched a season high with seven rebounds at Houston on Jan. 18 and dished out a career-best five assists at Wichita State Feb. 12.
- Jamir Chaplin scored in double digits in five straight games (12/25-1/15), including back-to-back games with a career-high 17 points.
- Caleb Murphy nearly recorded a triple-double at Houston on Jan. 18, finishing with 12 points and career highs in assists (8) and rebounds (8).

USF QUICK FACTS

Name.....	University of South Florida
Nickname.....	Bulls
Location.....	Tampa, Fla.
Founded.....	1956
Enrollment.....	50,577
Colors.....	Green and Gold
Conference.....	American Athletic
Home Court.....	Yuengling Center
Capacity.....	10,411
Interim President.....	Rhea Law
Vice President of Athletics.....	Michael Kelly
Head Coach.....	Brian Gregory
Overall record/years.....	312-263 (18)
USF record/years.....	64-83 (5)
First year of men's basketball.....	1971-72
Overall all-time record.....	675-815 (51st season)
2020-21 overall record.....	9-13
Conference record/finish.....	4-10/8th
Starters returning/lost.....	1/4
Letterwinners returning/lost.....	4/10
Newcomers.....	10

USF ATHLETICS COMMUNICATIONS

Dave Albrecht
Associate Director of Athletic Communications
Men's Basketball Contact
813-974-7099 (o)
561-525-4997 (c)
albrecht25@usf.edu

Brian Siegrist
Associate AD/Communications Director
813-974-4086
siegrist@usf.edu

MEDIA INTERVIEWS: All interviews with players and or members of the USF men's basketball coaching staff must be arranged through **DAVE ALBRECHT** and the USF Athletics Communications Office. No interviews will be granted on gameday until competition is over.

POSTGAME INTERVIEWS: Both team locker rooms will be **CLOSED** to the media following the game. Coach Gregory will address the media approximately 20 minutes after the game. Selected players will be escorted into the media interview room for interviews prior to Coach Gregory's availability. Visiting coach and player interviews will be coordinated through the visiting team's SID.

MEDIA CENTRAL & DROPBOX: USF will supply, upon request, downloadable video of postgame press conferences, interviews, game highlights and other assets throughout the year via a dedicated Dropbox account. Media wishing to utilize these video elements should contact Dave Albrecht to be added to the distribution list for Dropbox invitation. Additionally, relevant pregame and postgame information can be found on the MBB page at GoUSFBulls.com in the Media Information Central tab.

SOUTH FLORIDA ROSTER

No.	Name	Pos.	Ht.	Wt.	Cl.	Hometown/Last School
1	Javon Greene	G	6-4	195	Sr.	McDonough, Ga./George Mason
2	Mark Calleja	G	6-2	185	Jr.	Hudson, Fla./Hudson HS
3	DJ Patrick	F	6-6	200	Fr.	Powder Springs, Ga./Triton College
4	Jalyn McCreary	F	6-8	225	So.	Marietta, Ga./South Carolina
5	Jake Boggs	F	6-7	200	So.	Charlotte, N.C./UNC-Wilmington
10	Serrel Smith Jr.	G	6-4	175	Jr.	St. Petersburg, Fla./East Tennessee State
11	Trey Moss	G	6-3	180	Fr.	Windermere, Fla./Windermere HS
14	Bayron Matos	F	6-9	260	Fr.	Santo Domingo, Dominican Republic/New Mexico
15	Corey Walker Jr.	F	6-8	215	Fr.	Jacksonville, Fla./Tennessee
20	Sam Hines Jr.	F	6-6	215	Fr.	Marietta, Ga./Denver University
23	Caleb Murphy	G	6-4	185	Fr.	Youngstown, Ohio/Grayson HS
24	Jamir Chaplin	G	6-5	200	So.	Norcross, Ga./Meadowcreek HS
33	Lamont Evans IV	G	6-0	155	Fr.	Hollywood, Fla./Blanche Ely HS
54	Russel Tchewa	C	7-0	280	So.	Douala, Cameroon/Texas Tech

Head Coach: Brian Gregory, fifth season (Oakland, 1990)

Assistant Coach: Larry Dixon, fourth season (Johnson C. Smith, 1996)

Assistant Coach: Louis Rowe, first season (James Madison, 1995)

Assistant Coach: Jason Slay, first season (West Virginia State, 2008)

Director of Recruiting & Scouting: Scott Wagers, fifth season (Tennessee Wesleyan, 1989)

Video Coordinator: Billy Hubby, fourth season (St. Francis, 2012)

PRONUNCIATION GUIDE

Javone (Juh-von) Greene
Mark Calleja (Kai-yay-yuh)
Serrel (Suh-rell) Smith Jr.

Bayron (Byron) Matos
Jamir (Juh-meer) Chaplin
Russel Tchewa (Chee-wah)

2021-22 AMERICAN STANDINGS

	AAC	Pct	All	Streak
SMU	9-2	.818	18-5	W2
Houston	9-2	.818	20-4	L2
Memphis	9-4	.692	15-8	W6
Tulane	9-5	.643	12-11	W2
Temple	6-5	.545	13-9	L2
UCF	7-6	.538	15-8	W2
Cincinnati	6-6	.500	16-9	L2
Wichita State	4-6	.400	13-9	W1
East Carolina	3-9	.250	12-12	L1
USF	2-10	.167	7-17	L3
Tulsa	2-11	.154	8-16	L1

THIS WEEK IN THE AMERICAN

MONDAY, FEB. 14

UCF 76, Tulsa 67

TUESDAY, FEB. 15

Tulane 76, USF 57

Memphis 81, Cincinnati 74

WEDNESDAY, FEB. 16

SMU at Temple • 9 p.m.

THURSDAY, FEB. 17

Wichita State at Cincinnati • 7 p.m.

ECU at USF • 7 p.m.

UCF at Houston • 9 p.m.

SATURDAY, FEB. 19

Tulsa at USF • 12 p.m.

SUNDAY, FEB. 16

Houston at Wichita State • 1 p.m.

ECU at UCF • 2 p.m.

Temple at Cincinnati • 2 p.m.

Memphis at SMU • 3 p.m.

LOCKDOWN D

South Florida enters Tuesday's contest ranked 60th in the NCAA in scoring defense (64.3 ppg). The Bulls also rank 94th nationally in field goal defense (41.6%). In 48 halves this season, USF has held its opponent to under 40% shooting from the field 22 times. Against Auburn, who is currently ranked No. 2 and is averaging over 80 ppg, USF limited the Tigers to just 58 points (34% from the field) after they scored under 60 points just three times last season. Additionally in that game, Caleb Murphy defended Freshman All-American, Wendell Green Jr. (12.9 ppg), and held him to zero points.

FRESH FACES

South Florida experienced a complete roster overhaul entering the 2021-22 campaign. USF welcomed back four players (Mark Calleja, Jamir Chaplin, Caleb Murphy & Russel Tchewa) while replacing 10 departures with 10 new players - eight transfers and two true freshmen. The Bulls' seven D-1 transfers and eight total transfers are tied for the most this season among NCAA D-1 teams (see chart below).

HERD MENTALITY

The new influx of experienced college players has added the luxury of great depth on the USF roster. Ten of South Florida's 12 regular contributors this season are averaging at least 10 mins/game (Serrel Smith Jr. - 9.4 & Trey Moss - 9.1). Caleb Murphy is the only Bull to have started in all 24 games this season.

STILL YOUNG AT HEART

...and by eligibility. Due to the extra year of eligibility granted because of the pandemic, the Bulls roster features just three upperclassmen - juniors Mark Calleja and Serrel Smith Jr., and senior Javon Greene. The roster is carrying four sophomores and seven freshmen based upon eligibility. And, while the Bulls may be "young", they carry plenty of experience save for true freshmen Lamont Evans and Trey Moss who entered the season as the lone players without any collegiate playing time in the past.

GROWING PAINS

Now entering the final month of the season, the Bulls continue to experience ebbs and flows with so many new players in their gelling process offensively. To date, USF has scored 60 points or more points just eight times and been held under 50 points five times. The Bulls are averaging 57.6 ppg on the year (348th in the NCAA). Lately, USF has also shown difficulty closing out halves and has put up 25 or fewer points in 19 total halves to date. Overall, South Florida has shot over 40% from the field in a game only seven times and shot better than 33% or better from downtown just six times (two straight).

MAKE IT RAIN

The Bulls set a new program record for consecutive games with at least one three-pointer made during the 2021-22 opener - that number now stands at 206 straight games, thanks to Javon Greene's heroics in the final seconds on Feb. 7 to kept the streak alive. The old record (182) ranged from 2003-2010. The current streak began on Nov. 24, 2015 against Albany.

TRANSFER RESUMES

Name (Games Played/Seasons)	FG%	3-Point%	FT%	Points	Rebounds	Assists	Steals
Jake Boggs (49/2)	44.07	38.81	76.67	336	166	29	13
Javon Greene (119/4)	40.78	32.16	80.83	1,139	535	199	162
Sam Smith Jr. (20/1)	46.63	15.79	66.15	212	116	27	12
Bayron Matos (20/1)	52.63	-	39.22	120	81	6	4
Jalyn McCreary (44/2)	53.16	-	44.78	198	115	12	15
DJ Patrick (18/1)	47.4	43.9	80.0	262	77	28	17
Serrel Smith Jr. (86/3)	34.38	28.21	80.46	332	123	57	36
TOTALS				2,599	1,213	358	259

2021-22 TRANSFER CLASS (D-1 ONLY)

School	# of Transfers	Points
South Florida	7	2,337
TCU	7	2,481
Arkansas	6	4,125
Utah	6	3,175
Kentucky	6	4,615
Georgia	5	3,354
Florida	4	3,882
SMU	4	3,733
Penn State	4	3,577
Arizona State	3	3,132
Washington State	3	2,743
Stony Brook	3	2,497
Clemson	2	2,776

2021-22 TRANSFER CLASS (W/ D2 & JC)

School	# of Transfers	Points
South Florida	8	2,599
TCU	8	2,580
Georgia	7	4,782
Duquesne	5	4,695
Florida	5	4,144
Penn State	5	4,031
Washington State	4	3,785

**numbers based on preseason survey results submitted by D-1 Men's Basketball SID's (not all schools responded).*

***Corey Walker Jr. spent one season at Tennessee but did not see game action.*

HALFTIME HIGH

The Bulls have enjoyed success when holding a halftime lead under head coach Brian Gregory. USF enters this game with a 46-15 (75%) all-time record under Gregory when leading at halftime. South Florida is 4-1 in such instances this season.

DOUBLE DIGIT DOMINANCE

The Bulls have enjoyed a great deal of success under head coach Brian Gregory when building a double-digit lead. The Bulls enter this game with a 53-10 (84.1%) overall record under Gregory when leading by at least 10 points at any time during a game. South Florida's loss to Auburn (leading by 15) was one of the rare setbacks in that case.

LUCKY NUMBER 7(0)

The magic number for the USF offense under head coach Brian Gregory seems to be 70. The Bulls enter this game with a 38-14 (73%) record under Brian Gregory when scoring at least 70 points, including three such wins this season.

DOWNTOWN SUCCESS

USF has enjoyed success over the last four seasons when shooting at least 30% from beyond the arc. The Bulls are 38-24 over the last four seasons when finishing a game having shot at least 30% from three-point range. Unfortunately, the Bulls have only shot better than 30% from downtown eight times this season and are under .500 in those games (3-5). In four games from Jan. 29-Feb. 9, the Bulls combined for just seven made three-pointers before draining seven on Saturday at Wichita State for their best shooting performance from downtown on the year (38.9%). USF followed that up on Tuesday against Tulane by matching a season high with eight triples.

60 DJ

Freshman transfer DJ Patrick has turned in a pair of sharpshooting efforts for the Bulls off the bench this season. In mid-November against Georgia Southern, he accounted for six of USF's seven made three-pointers, going 6-13 from beyond the arc. It marked the first time a Bull has connected on at least five triples since Laquincy Rideau (7) on April 3, 2019 at DePaul during the CBI Finals. Patrick finished that game with 18 points, then topped his effort last week at Houston with 19 points. At Houston on Jan. 18, Patrick went 5-10 from three-point range and 7-12 from the field. His career high of 31 points came on 7-11 shooting from downtown during his true freshman season at Triton Junior College last year.

USF BY THE NUMBERS

Leading at the half.....	4-1
Tied at the half.....	1-1
Behind at the half.....	2-15

Scores 80 points or more.....	0-0
Scores 70-79 points.....	3-0
Scores 60-69 points.....	1-4
Scores less than 60 points.....	3-13
Allows 80 points or more.....	0-1
Allows 70-79 points.....	0-8
Allows 60-69 points.....	1-5
Allowing less than 60 points.....	6-3

Out-rebounds opponent.....	6-6
Out-rebounded by opponent.....	1-9
Ties opponent in rebounds.....	0-2

Shoots 50 percent or better.....	1-0
Shoots between 40-49 percent.....	3-4
Shoots under 40 percent.....	3-13
Shoots 30 percent or better from 3-pt.....	3-5
Shoots under 30 percent from 3-pt.....	4-12
Shoots 70 percent or better from FT line.....	1-8
Shoots 60-69 percent from FT line.....	5-3
Shoots under 60 percent from FT line.....	1-6
Opponent shoots 50 percent or better.....	0-3
Opponent shoots 40-49 percent.....	1-9
Opponent shoots under 40 percent.....	6-5
Opp. shoots 30% or better from 3-pt.....	3-14
Opp. shoots under 30% from 3-pt.....	4-3

Commits 15 turnovers or more.....	2-4
Commits less than 15 turnovers.....	5-13
Forces 15 turnovers or more.....	3-5
Forces less than 15 turnovers.....	4-12
Has less (or same) turnovers as opponent.....	6-7
Has more turnovers than opponent.....	1-10

Playing at home.....	6-6
Playing on the road.....	1-7
Playing at a neutral site.....	0-4
Playing during the day.....	0-5
Playing at night.....	7-9
Playing in November.....	3-3
Playing in December.....	2-4
Playing in January.....	1-6
Playing in February.....	1-4
Playing in March.....	0-0

Playing on Monday.....	2-1
Playing on Tuesday.....	2-2
Playing on Wednesday.....	1-5
Playing on Thursday.....	1-1
Playing on Friday.....	0-2
Playing on Saturday.....	1-6
Playing on Sunday.....	0-0

Playing in overtime.....	0-0
Playing against a ranked opponent.....	0-3

Game is decided by 1-4 points.....	2-2
Game is decided by 5-10 points.....	3-1
Game is decided by 11 points or more.....	2-14

One player in double figures.....	0-3
Two players in double figures.....	3-6
Three players in double figures.....	4-7
Four or more players in double figures.....	0-0
Caleb Murphy leads team in scoring.....	2-7
Javon Greene leads team in scoring.....	3-2
Jamir Chaplin leads team in scoring.....	2-3
DJ Patrick leads team in scoring.....	0-2
Russel Tchewa leads team in scoring.....	1-1

GAME-BY-GAME STARTING LINEUP

Opponent	Guard	Guard	Guard/Forward	Forward	Forward
vs. Bethune-Cookman	Murphy	Greene	Chaplin	Boggs	Tchewa
vs. Georgia Southern	Murphy	Greene	Chaplin	Boggs	Tchewa
vs. North Carolina A&T State	Murphy	Greene	Chaplin	Boggs	Tchewa
vs. No. 21 Auburn	Murphy	Greene	Chaplin	Boggs	Tchewa
vs. Hampton	Murphy	Greene	Chaplin	Boggs	Tchewa
at Boston College	Murphy	Greene	Chaplin	Boggs	Tchewa
vs. South Carolina State	Murphy	Greene	Chaplin	Boggs	Tchewa
vs. Austin Peay	Murphy	Greene	Chaplin	Hines Jr.	Tchewa
Florida	Murphy	Greene	Chaplin	Hines Jr.	Matos
(RV) BYU	Murphy	Greene	Chaplin	Hines Jr.	Matos
at Hawai'i	Murphy	Greene	Patrick	Walker Jr.	Matos
Wyoming	Murphy	Greene	Patrick	Walker Jr.	Matos
vs. No. 12 Houston*	Murphy	Greene	Chaplin	Boggs	Tchewa
at Tulane*	Murphy	Greene	Chaplin	Boggs	Tchewa
at SMU*	Murphy	Greene	Chaplin	Walker Jr.	Tchewa
vs. UCF*	Murphy	Greene	Chaplin	Walker Jr.	Tchewa
at No. 10 Houston*	Murphy	Smith Jr.	Chaplin	Walker Jr.	Tchewa
vs. SMU*	Murphy	Greene	McCreary	Hines Jr.	Tchewa
at Tulsa*	Murphy	Greene	Chaplin	McCreary	Tchewa
at UCF*	Murphy	Greene	Chaplin	Hines Jr.	Tchewa
vs. Temple*	Murphy	Greene	Chaplin	Walker Jr.	Tchewa
vs. Cincinnati*	Murphy	Greene	Chaplin	Hines Jr.	Tchewa
at Wichita State*	Murphy	Greene	Chaplin	Hines Jr.	Tchewa
vs. Tulane*	Murphy	Greene	Walker Jr.	Hines Jr.	Tchewa
vs. ECU					
vs. Tulsa*					
at ECU*					
at Cincinnati*					
vs. Memphis*					
at Temple*					

USF SUPERLATIVES

BIGGEST USF LEAD:

25 vs. UCF (1/15/22)

BIGGEST USF DEFICIT:

31 at Tulsa (1/29/22)

BIGGEST USF LEAD IN A LOSS:

15 vs. Auburn (11/19/21)

BIGGEST USF DEFICIT IN A WIN:

14 vs. North Carolina A&T State (11/15/21)

BIGGEST USF HALFTIME LEAD:

11 at Hawaii (12/23/21)

BIGGEST USF HALFTIME DEFICIT:

20 at Houston (1/18/22)

BEST USF 1ST HALF FG%:

48.2% at SMU (1/12/22)

WORST USF 1ST HALF FG%:

22.8% vs. North Carolina A&T State (11/15/21)

BEST USF 2ND HALF FG%:

65.2% vs. Bethune-Cookman (11/9/21)

WORST USF 2ND HALF FG%:

23.3% vs. BYU (12/22/21)

MOST POINTS BY USF IN 1ST HALF:

37 vs. Houston (1/5/22)

FEWEST POINTS BY USF IN 1ST HALF:

18 (2x), last at Houston (1/18/22)

MOST POINTS BY OPPONENT IN 1ST HALF:

41 vs. Tulane (2/15/22)

FEWEST POINTS BY OPPONENT IN 1ST HALF:

16 vs. Austin Peay (12/14/21)

MOST POINTS BY USF IN 2ND HALF:

46 vs. Bethune-Cookman (11/9/21)

FEWEST POINTS BY USF IN 2ND HALF:

16 vs. Georgia Southern (11/13/21)

MOST POINTS BY OPPONENT IN 2ND HALF:

46 at Hawaii (12/23/21)

FEWEST POINTS BY OPPONENT IN 2ND HALF:

20 vs. Georgia Southern (11/13/21)

MOST REBOUNDS IN A GAME:

53 vs. UCF (1/15/22)

MOST STEALS IN A GAME:

11 vs. Florida (12/18/21)

MOST ASSISTS IN A GAME:

17 vs. UCF (1/15/22)

MOST BLOCKED SHOTS IN A GAME:

8 at Boston College (11/29/21)

MOST THREE-POINTERS IN A GAME:

8 (2x), last vs. Tulane (2/15/22)

MOST FIELD GOALS MADE IN A GAME:

28 vs. Bethune-Cookman (11/9/21)

HAD 'EM BY THE TAIL

The Bulls opened their marquee matchup against No. 21 Auburn at Amalie Arena in November on a 9-0 run. South Florida led by as many as 15 points in the first half, owned a 33-26 halftime edge, and held the lead for 27:33 in the game. The Tigers came roaring back, however, midway through the second half to take their first lead at the 9:51 mark and never let go. Auburn put together a 15-point run to change the momentum of the contest. Caleb Murphy scored a game-high 19 points (one off his career high) and led USF in rebounds (6) and assists (4).

EARNED NOT GIVEN

Fourth-year player Mark Calleja began his USF basketball career as a walk-on with the Bulls. He's played sparingly over his career, but his work ethic and team-first attitude make him the type of locker room guy coaches dream about. During the summer, in front of the coaching staff and his teammates, Bulls' legend Chucky Atkins made the surprise announcement that Mark would officially be put on scholarship for the 2021-22 campaign.

PRESEASON PREDICTIONS

USF was tabbed in a ninth-place tie in the 11-team league in the American Athletic Conference preseason poll that was voted on by the league's coaches. Houston, an NCAA Final Four team in 2020-21, was voted first followed closely by Memphis.

IT'S GOOD TO BE BACK

The Bulls went 31 consecutive days without a game last season (Jan. 9-Feb. 10) with postponements/cancellations related to the COVID-19 pandemic. During the layoff, the Bulls had seven consecutive games postponed and only had two full practices. The 2021-22 season also marks the return of full capacity at Yuengling Center after attendance was limited last year.

GREGORY EXTENDED

In January, USF Vice President of Athletics, Michael Kelly, announced a contract extension for head coach Brian Gregory through the 2025-26 season. Gregory quickly transformed the USF program in his short time in Tampa, highlighted by the 2019 CBI Championship when the Bulls won a program-record 24 games in Gregory's second season. Entering the 2021-22 campaign, his 57 wins were 21 more than the combined total of wins (36) by USF in the four seasons before his arrival. Gregory is currently the fifth-winningest coach in school history.

BULLS INK RYAN CALDWELL

On the first day of the early signing period last week, USF announced the signing of Ryan Conwell (Indianapolis, Ind.). Conwell, a combo guard, will join the Bulls for the 2022-23 season. The left-handed-shooter averaged 16.4 points, 2.7 assists and 4.3 rebounds per game his junior year at Pike High School. Conwell made a splash on the AAU circuit last summer, including a game where he dropped 33 points while knocking down seven three-pointers.

GAME-BY-GAME STAT LEADERS

Opponent	Points	Rebounds	Assists	Steals	Minutes
vs. Bethune-Cookman	Tchewa (16)	Chaplin (8)	Murphy (4)	Greene (2)	Greene (30)
vs. Georgia Southern	Patrick (18)	Tchewa (9)	Moss (4)	Smith Jr. (2)	Tchewa (29)
vs. North Carolina A&T St.	Chaplin/Murphy (12)	Boggs (10)	Murphy (6)	Murphy (3)	Murphy (30)
vs. No. 21 Auburn	Murphy (19)	Murphy (6)	Murphy (4)	Chaplin (3)	Murphy (39)
vs. Hampton	Murphy (12)	Boggs (8)	Greene (4)	Greene (6)	Murphy (34)
at Boston College	Murphy (11)	Hines/Tchewa (7)	Murphy (3)	Chaplin/Patrick (1)	Murphy (31)
vs. South Carolina State	Murphy (18)	Tchewa (10)	Murphy (4)	Greene (4)	Murphy (32)
vs. Austin Peay	Greene (14)	Greene (8)	Murphy (5)	Greene (3)	Greene (32)
Florida	Murphy (16)	Boggs/McCreary (5)	Murphy (5)	Murphy (3)	Murphy (37)
(RV) BYU	Greene (9)	Chaplin (6)	Greene (3)	Hines Jr. (2)	Greene (34)
at Hawaii	Greene (18)	McCreary (6)	Murphy (6)	Walker Jr. (4)	Murphy (35)
Wyoming	Greene/Murphy (14)	Chaplin (6)	Greene (3)	Hines Jr./Tchewa (1)	Murphy (32)
vs. No. 12 Houston*	Chaplin/Greene (16)	Chaplin/Tchewa (7)	Chaplin (5)	Greene (1)	Murphy (32)
at Tulane*	Chaplin (17)	Greene (9)	Murphy (4)	Hines Jr./Walker Jr. (2)	Chaplin (32)
at SMU*	Chaplin (17)	Chaplin (6)	Greene/McCreary (3)	Chaplin (2)	Murphy (31)
vs. UCF*	Greene (19)	Greene/Matos (9)	Hines Jr./Murphy (3)	Greene (4)	Greene (37)
at No. 10 Houston*	Patrick (19)	Murphy/Tchewa (8)	Murphy (8)	Walker Jr. (4)	Murphy (31)
vs. SMU*	Murphy (14)	Greene (6)	Moss/Murphy (2)	Greene (3)	Greene (32)
at Tulsa*	Murphy (13)	Tchewa (7)	Chaplin (2)	5 Players (1)	Murphy (30)
at UCF*	Tchewa (13)	Chaplin/Matos (6)	Greene (7)	5 Players (1)	Greene (36)
vs. Temple*	Chaplin (14)	3 Players (4)	Murphy/Walker Jr. (3)	Greene/Walker Jr. (3)	Chaplin (37)
vs. Cincinnati*	Hines Jr. (12)	Chaplin (6)	Greene (5)	Chaplin/Greene (3)	Greene (35)
at Wichita State*	Greene/Murphy (15)	Walker Jr. (11)	Hines Jr. (5)	Greene (3)	Murphy (38)
vs. Tulane*	Smith Jr. (17)	Tchewa (10)	Hines Jr./Murphy (3)	Hines/Walker Jr. (1)	Walker (27)
vs. ECU					
vs. Tulsa*					
at ECU*					
at Cincinnati*					
vs. Memphis*					
at Temple*					

DID YOU KNOW?



- **Jake Boggs** won two private-school stat titles at Carmel Christian HS where his teams were 57-7 over two seasons...began his prep career as a point guard standing at 5-9 before he sprouted to 6-8 and moved to center...played soccer until sixth grade when he shifted his focus to basketball.
- **Javon Greene**, a southpaw, aka "The Left-Hand Assassin" once made 26 consecutive free throws at George Mason (two off the school record)...set the Henry County High School record with a 58-point game...was in kindergarten when George Mason made its 2006 Final Four run...prides himself in locking up the opponent's best shooter.
- **Bayron Matos** was an accomplished baseball player in the Dominican and considered one of the country's best players behind infielder Wander Franco (now a rookie phenom with the Tampa Bay Rays)...came through the same D.R. development program as Rays outfielder Manuel Margot...even though Matos could throw four pitches for strikes (curve, changeup, splitter) with a fastball in the low 90s, he found baseball a "boring" sport and was drawn to the energy of basketball...used Google translator to learn English and order from a restaurant...the first English term he learned was "I'm hungry"...one of his tattoos reads: "I am strong because a strong woman raised me."
- **Jalyn McCreary**, another lefty, goes by the nickname "Jiggy"...has his mother's name tattooed behind his ear...calls his mother "my world"...his middle name, Zachaeus, was given to him by his grandmother and is derived from the chief tax collector at Jericho in the Bible.
- **Trey Moss** finished his prep career as the all-time leader in points (1,443), rebounds (678), assists (542) and steals (155) at Windermere HS...led his team to the Final Four as a sophomore, beating Tampa's Wharton High (coached by former USF point guard Tommy Tonelli)...ranked as the No. 2 point guard and the 17th-best player in the state of Florida in the class of 2021 by Florida Hoops recruiting services...father, Tom, ran track at Marietta College (Ohio).
- **DJ Patrick** spent the 2019-20 season at The Skills Factory (Atlanta-based prep school for basketball players) before turning down some low-Division I and DII offers to attend Triton College...says he "bet on himself" with that decision...his father, Daren, is a pastor at Crossroads Church (Ga.)...father is also an accomplished chef and former culinary teacher.
- **Serrel Smith Jr.** ranked as the 12th best player in Florida by ESPN and was named Class 8A Player of the Year in 2018 (29.3 points per game)...finished third for Florida's Mr. Basketball behind Vernon Carey Jr. (who went to Duke, becoming first-team All-ACC and an NBA second-round pick) and Nassir Little (who went to North Carolina and became an NBA first-round pick)...led the St. Petersburg High Green Devils to three Final Fours...mother, Tamika Coley, who helped hone his skills, is a UCF Hall of Famer (all-time leading scorer at 2,006 points, plus 1,211 rebounds)...cousin, Jerica Coley, was nation's top scorer at FIU in 2013-14 (29.5) and had 3,107 career point.
- **Russel Tchewa** speaks four languages - English, French, Italian and Cameroonian. He was originally a soccer player and has only been playing basketball for six years.
- **Corey Walker Jr.** dedicates his basketball to good friend and AAU teammate Dominic Allmond, who played at Jacksonville Bishop Kenny...Allmond died in a 2018 car crash...Walker's cousin designs shoes and he had some special shoes made with Allmond's name...Walker wore them in game, which became one of his best high-school performances (30 points), and gave the shoes to Allmond's parents.



BULLS SPEND OFF DAY AT HABITAT FOR HUMANITY

On Sept. 24, 2021 the University of South Florida men's basketball team drove across the Bay to lend a hand in constructing a Pinellas and West Pasco Habitat home in Pinellas Park. Jeff Fishman, a USF alum and strong supporter of USF Athletics, helped set up the build with the Bulls through his longtime affiliation with Habitat. The home was built for the Thompson family, a mother and daughter - daughter, Abbey, is a cancer survivor.

THE LAST TIME

A USF team...

Won in Overtime	Feb. 26, 2020 (73-68, OT, vs. East Carolina)
Lost in Overtime	Dec. 22, 2020 (82-77, OT, vs. Wichita State)
Played Two Overtimes.....	Dec. 18, 2013 (68-66, 2OT vs. Florida Gulf Coast)
Played Three Overtimes	Dec. 21, 2012 (87-84, 3OT vs. Bowling Green)
Shot 60 Percent in a Game.....	Dec. 16, 2015 (31-49, 63.3 percent, vs. Jacksonville)
Shot less than 30 Percent in a Game.....	Dec. 22, 2021 (16-of-62, 25.8 percent, vs. BYU)
Shot 50 Percent in Both Halves	Feb. 19, 2019 (53.1% 1st half, 54.8% 2nd half vs. Florida College)
Shot 60 Percent for a Half	Nov. 9, 2021 (15-of-23, 65.2 percent, 2nd half vs. Bethune-Cookman)
Shot 70 Percent for a Half	Jan. 12, 2019 (19-of-27, 70.4 percent, 2nd half at Temple)
Shot less than 30 Percent in a Half.....	Jan. 29, 2022 (7-of-26, 26.9 percent, 2nd half at Tulsa)
Shot less than 20 Percent in a Half ...	Dec. 13, 2015 (5-of-28, 17.9 percent, 1st half vs. NC State)
Shot less than 30 Percent in Both Halves....	Dec. 22, 2021 (28.1, 1st Half; 23.3 2nd Half, vs. BYU)
Shot 55 Percent or Better and Lost	Dec. 23, 2013 (27-of-49, 55.1 percent, vs. Santa Clara)
Shot 100 Percent from the Free Throw Line	Feb. 27, 1981 (12-of-12, at Jacksonville)
Shot 90 Percent from the Free Throw Line.....	Dec. 25, 2021 (91.7 percent, 11-of-12 vs. Wyoming)
Shot less than 50 Percent from the Free Throw Line	Jan. 26, 2021 (28.6 percent, 4-of-14 vs. SMU)
Shot 50 Percent from 3-point Line	March 3, 2020 (10-of-19, 52.6 percent vs. Cincinnati)
Failed to make a 3-point Field Goal	Nov. 21, 2015 (0-for-10 vs. Boston)
Attempted 40 Free Throws.....	Dec. 22, 2020 (41 vs. Wichita State)
Attempted Less than Five Free Throws.....	Feb. 5, 2017 (4, at Temple)
Made 30 Free Throws.....	March 20, 2019 (33, vs. Stony Brook)
Made 30 Field Goals.....	Dec. 16, 2020 (30, at Cincinnati)
Made 40 Field Goals.....	Nov. 22, 2002 (40, vs. Nova Southeastern)
Made 10 3-point Field Goals	March 12, 2021 (10, vs. Wichita State)
Had 50 Rebounds	Jan. 15, 2022 (53, vs. UCF)
Had 20 Assists.....	Feb. 19, 2019 (22 vs. Florida College)
Had 20 Turnovers	Dec. 21, 2019 (24 vs. Florida State)
Had 30 Turnovers	Feb. 2, 2019 (30 vs. Memphis)
Had 10 Steals.....	Dec. 18, 2021 (11, vs. Florida)
Had 15 Steals.....	Nov. 10, 2019 (18, vs. Boston College)
Had 10 Blocks	March 11, 2016 (10, vs. Temple)
Had less than 10 Turnovers	Feb. 7, 2022 (9 vs. Temple)
Had 5 or fewer Turnovers	March 7, 2014 (5 vs. Tulane)
Scored 100 Points (Conference)	Jan. 23, 2010 (Won, 109-105, at Providence)
Scored 100 Points (Non-Conference)	Nov. 17, 2007 (Won, 100-69, vs. Florida Atlantic)
Scored 50 Points in a Half	Nov. 25, 2020 (52, Second Half, vs. Florida College)
Scored 40 Points or Less in a Game	Dec. 22, 2021 (39 vs. BYU)
Scored 50 Points or Less in a Game	Feb. 3, 2022 (49 at UCF)
Scored less than 20 Points in 1st Half	Jan. 18, 2022 (18 at Houston)
Scored less than 20 Points in 2nd Half.....	Jan. 29, 2022 (18 at Tulsa)

A USF player...

Scored 30 Points.....	March 20, 2019 (David Collins, 31, vs. Stony Brook)
Scored 35 Points.....	April 3, 2019 (Laquincy Rideau, 35, at DePaul)
Scored 40 Points.....	Jan. 23, 2010 (Dominique Jones, 46, at Providence)
Scored 20 Points in a Half	April 3, 2019 (Laquincy Rideau, 21, 2nd half, at DePaul)
Two Players with 20 Points.....	Feb. 8, 2020 (Laquincy Rideau, 21; David Collins, 21 at Memphis)
Three Players with 20 Points.....	Feb. 27, 2010 (Dominique Jones, 26; Augustus Gilchrist, 21; Chris Howard, 20)
A USF Player had Back-to-Back 25-point Games	March 1, 2014 (Victor Rudd, 26 at Rutgers), March 4, 2014 (25, at Houston)
A USF Player had Three-Straight 25-point Games	Jan. 5, 2010 (Dominique Jones, 26, vs. Notre Dame), Jan. 10, 2010 (30, at Syracuse), and Jan. 13, 2010 (28, vs. West Virginia)
No Player Scored in Double Figures	Dec. 22, 2021 vs. BYU
Only One Player Scored in Double Figures.....	Nov. 29, 2021 (Caleb Murphy, 11 - at Boston College)
Five Players Scored in Double Figures.....	Feb. 19, 2019 vs. Florida College (Antun Maricevic - 16, Mayan Kiir - 15 Rashun Williams - 14, Xavier Castaneda - 12, T.J. Lang - 12)
Two Players had a Double-Double	Dec. 16, 2020 (Alexis Yetna - 16pts, 12reb; Michael Durr - 14pts, 10reb at Cincinnati)
Double-Double w/ Points & Assists.....	Jan. 26, 2019 (Laquincy Rideau, 10 pnts./10 assts.) at ECU
Triple-Double.....	Jan. 12, 2019 (Laquincy Rideau, 18 pts., 10 ast., 10 stl., at Temple)
Two Double-Doubles in a Row.....	March 11, 2021 (Michael Durr - 11pts, 11reb) vs. Temple March 12, 2021 (Michael Durr - 13pts, 13reb) vs. Wichita State
Four Double-Doubles in a Row... Jan. 9, 2008 (Kentrell Gransberry, 26 pts, 11 reb, vs. Pittsburgh);	Jan. 5, 2008 (14 pts, 13 reb, at Syracuse);
..... Jan. 2, 2008 (20 pts, 17 reb, vs. Rutgers);	Dec. 29, 2007 (21 pts, 14 reb, vs. Winston-Salem State)
20 Points and 20 Rebounds.....	March 3, 2007 (Kentrell Gransberry, 26 points, 23 rebounds, at DePaul)
Made 12 Field Goals	Jan. 31, 2015 (Corey Allen Jr., 13, at Tulsa - OT)
Made 5 Three-Point Field Goals.....	Jan. 18, 2022 (DJ Patrick, 5, at Houston)
Made 10 Free Throws.....	Dec. 22, 2020 (David Collins, 10-for-14, vs. Wichita State)
Made 15 Free Throws.....	March 20, 2019 (Davis Collins, 15-for-20, vs. Stony Brook)
Had 15 Rebounds	Feb. 17, 2021 (Alexis Yetna, 15, at UCF)
Had 20 Rebounds	Dec. 11, 2011 (Hugh Robertson, 21, vs. FAMU)
Had 25 Rebounds	Feb. 22, 1990 (Hakim Shahid, 25, at Jacksonville)
Two Players with 10 Rebounds..	Dec. 22, 2020 (Alexis Yetna 14, Michael Durr 14 vs. Wichita State)
10 Assists.....	Jan. 26, 2019 (Laquincy Rideau, 10, at East Carolina)
15 Assists.....	Feb. 21, 1981 (Vince Reynolds, 15, vs. Georgia State)
5 Blocked Shots.....	March 2, 2017 (Ruben Guerrero- 5, UCF)
5 Steals.....	November 24, 2021 (Javon Greene - 6, vs. Hampton)
10 Steals	Jan. 12, 2019 (Laquincy Rideau - 10 at Temple)
Led in Points, Rebounds, Blocks & Steals....	Michael Durr (13P/13R/2B/1S vs. Wichita St. 3/12/21)
Led in Points, Rebounds and Assists	Jamir Chaplin (16 P/7 R/5 A vs. Houston 1/5/22)
Played Every Minute	March 10, 2019 (David Collins, 40 minutes vs. SMU)
Played More than 40 minutes	Feb. 26, 2020 (David Collins - 43:24 - OT vs. East Carolina)
Player Received A Technical Foul.....	February 3, 2022 (Corey Walker Jr. at UCF)
Coach Received A Technical Foul.....	March 3, 2020 (Brian Gregory, 0:17 left, 2nd half, at vs. Cincinnati)
Team Received A Technical Foul.....	Jan. 10, 2019 (Team, 2:19 left, 1st half, vs. Boston College)

USF RADIO/TV ROSTER




1 JAVON GREENE
Sr. | G | 6-4 | 195



2 MARK CALLEJA
Jr. | G | 6-2 | 185



3 DJ PATRICK
Fr. | F | 6-6 | 220



4 JALYN McCREARY
So. | F | 6-8 | 225




5 JAKE BOGGS
So. | F | 6-7 | 200




10 SERREL SMITH JR.
Jr. | G | 6-4 | 175



11 TREY MOSS
Fr. | G | 6-3 | 180



14 BAYRON MATOS
Fr. | F | 6-9 | 260



15 COREY WALKER JR.
Fr. | F | 6-8 | 215



20 SAM HINES JR.
Fr. | F | 6-6 | 215




23 CALEB MURPHY
Fr. | G | 6-4 | 185



24 JAMIR CHAPLIN
So. | G | 6-5 | 200



33 LAMONT EVANS IV
Fr. | G | 6-0 | 155



54 RUSSEL TCHEWA
So. | C | 7-0 | 280



BRIAN GREGORY
Head Coach



LARRY DIXON
Assistant Coach



LOUIS ROWE
Assistant Coach



JASON SLAY
Assistant Coach

SEASON BOX SCORES

GAME 1: USF 75 — BETHUNE-COOKMAN 54



Official Basketball Box Score - Final
Bethune-Cookman at South Fla.
11/09/21 Yuengling Center, Tampa
2021-22 Men's Basketball

Game Time: 5:00 PM
Game Duration: 2:21
Attendance: 2,710

Officials: Bill Jacobson, Arthur Vauk, Troy Mathis

Bethune-Cookman - 54

Record: 0-1

NO.	Name	Min	FG	3P	FT	Rebounds	Fouls	TP	AS	TO	ST	Blocks	BS	BA	+	-
13	Calvin Pouline	F 31:47	1-8	0-0	0-0	0 1 1	3 0	2	1	0	0	1	0	0	-4	
22	Dylan Robertson	F 33:19	5-8	0-0	0-0	1 2 3	3 0	10	0	2	1	1	1	0	-18	
3	Marcus Garrett	G 20:56	5-9	0-0	0-0	2 2 4	3 1	10	2	1	1	0	0	0	-26	
12	Kevin Davis	G 31:57	2-5	1-2	0-0	2 9 11	2 4	5	2	3	2	1	1	0	-7	
30	Joe French	G 27:34	5-11	4-9	0-0	0 3 3	3 0	14	0	2	0	0	0	1	-25	
1	Joseph Collins	29:21	4-11	0-3	2-2	0 5 5	2 1	10	6	0	0	0	0	0	-15	
2	Jakob Long	13:37	0-3	0-0	2-2	0 2 2	3 1	2	1	1	0	0	0	0	11	
21	Jonathan Bolden	09:00	0-3	0-2	0-0	1 0 1	2 1	0	0	1	1	1	0	0	-17	
0	Miley West	02:29	0-1	0-1	1-2	0 0 0	1 1	1	0	0	0	0	0	0	-4	
Team						0 1 1	0	1								
Totals			22-59	5-23	5-6	6 25 31	22 9	54	12	11	5	4	3	1	-21	

Technical Fouls: NONE

South Fla. - 75

Record: 1-0

NO.	Name	Min	FG	3P	FT	Rebounds	Fouls	TP	AS	TO	ST	Blocks	BS	BA	+	-
54	Russel Tchewa	C 22:10	5-6	0-0	6-7	0 4 4	3 6	16	1	0	1	1	0	0	33	
1	Javon Greene	G 29:28	2-5	1-3	2-2	0 7 7	1 3	7	3	2	2	0	0	0	25	
5	Jake Boggs	G 22:42	3-4	1-2	0-0	0 2 2	0 0	7	2	0	0	0	0	0	28	
23	Caleb Murphy	G 28:47	5-8	0-1	1-4	0 3 3	0 5	11	4	1	1	0	1	0	22	
24	Jamir Chaplin	G 26:15	6-10	0-1	1-2	1 7 8	1 2	13	2	2	1	2	0	0	30	
3	DJ Patrick	13:45	1-4	1-4	0-0	0 1 1	1 1	3	0	1	0	0	0	0	-9	
10	Serrel Smith Jr.	10:32	1-4	0-0	1-2	0 0 0	0 1	1	3	0	0	1	0	0	-4	
11	Trey Moss	11:13	1-2	0-1	0-0	0 1 1	0 0	2	2	0	0	0	0	0	-1	
14	Bayron Matos	14:50	1-1	0-0	2-2	1 2 3	1 1	4	0	1	0	0	0	0	-10	
20	Sam Hines Jr.	20:18	3-10	0-1	3-4	2 2 4	1 3	9	1	0	0	0	0	0	-9	
Team						1 1 2	0	0								
Totals			28-54	3-13	16-23	5 30 35	9 22	75	15	7	6	3	4	21		

Technical Fouls: NONE

		BCU	USF
Biggest lead		2 (1 st 19:34)	21 (2 nd 0:02)
Best Scoring Run		8 (2 nd 7:54)	12 (2 nd 0:39)
Lead Changes		1	
Times Tied		1	
Time with Lead		00:25	38:54

		Points from	BCU	USF
Turnovers		7	14	
Paint		22	50	
Second Chance		6	4	
Fast Breaks		2	23	
Bench		13	21	

		Shooting By Period
1 st	FG%	13-31 41.9%
2 nd	FG%	2-10 20.0%
3 rd	FG%	1-3 33.3%
4 th	FG%	15-23 65.2%
5 th	FG%	1-3 33.3%
6 th	FG%	15-20 75%
GM	FG%	28-54 51.9%
3 rd	FT%	3-13 23.1%
FT%		16-23 69.6%

Dead Ball Rebounds: 2, 0

GAME 2: GEORGIA SOUTHERN 53 — USF 41



Official Basketball Box Score - Final
Ga. Southern at South Fla.
11/13/21 Yuengling Center, Tampa, FL
2021-22 Men's Basketball

Game Time: 12:00 PM
Game Duration: 1:57
Attendance: 2,259

Officials: Byron Jarrett, Todd Austin, Nathan Benis

Ga. Southern - 53

Record: 2-0

NO.	Name	Min	FG	3P	FT	Rebounds	Fouls	TP	AS	TO	ST	Blocks	BS	BA	+	-
12	Andrei Savrasov	F 22:00	4-6	0-0	2-2	1 5 6	1 3	10	0	0	0	0	0	0	0	
24	Prince Toyambi	F 14:28	0-2	0-0	0-0	2 0 2	2 2	0	1	1	2	0	1	5		
0	Kaden Archie	G 26:42	2-8	0-2	1-1	2 2 4	1 1	5	1	2	3	0	1	9		
3	Tre Cobbs	G 14:01	1-3	0-1	0-0	0 3 3	4 1	2	0	1	1	0	0	3		
13	Gedi Juozapaitis	G 25:18	0-3	0-3	0-0	0 3 3	2 0	0	0	1	2	0	1	0	-8	
2	Elijah McCadden	29:17	4-7	0-2	5-9	2 3 5	1 6	13	3	2	0	0	0	0	12	
1	Cam Bryant	32:07	4-7	3-5	0-0	0 1 1	2 0	11	0	1	0	0	0	0	11	
4	Kamari Brown	18:41	2-4	0-0	3-4	7 0	0	6	2	1	1	0	0	0	14	
25	Carlos Curry	08:57	2-3	0-0	0-0	2 2 2	2 0	4	0	2	0	1	0	0	8	
23	Grant Weatherford	08:29	1-1	0-0	0-0	0 1 1	0 1	2	1	0	1	0	0	0	6	
Team						0 2 2	0	6								
Totals			20-44	5-17	8-12	10 26 36	15 14	53	9	18	8	2	2	12		

Technical Fouls: NONE

South Fla. - 41

Record: 1-1

NO.	Name	Min	FG	3P	FT	Rebounds	Fouls	TP	AS	TO	ST	Blocks	BS	BA	+	-
54	Russel Tchewa	C 29:39	1-2	0-0	1-3	6 3 9	1 3	3	2	0	0	1	0	0	-6	
1	Javon Greene	G 21:12	2-9	1-5	0-0	2 1 3	3 1	5	0	1	1	0	1	0	-9	
5	Jake Boggs	G 21:11	2-8	0-4	0-0	1 3 4	1 0	4	1	0	1	0	0	0	-3	
23	Caleb Murphy	G 24:23	2-9	0-1	2-4	0 2 2	1 5	6	1	2	1	0	1	0	-13	
24	Jamir Chaplin	G 15:59	0-5	0-3	0-0	0 3 3	3 1	0	1	2	0	0	0	0	-7	
10	Serrel Smith Jr.	16:46	1-4	0-2	0-0	1 1 2	1 1	2	1	1	2	0	0	0	-6	
14	Bayron Matos	10:21	0-1	0-0	0-0	3 1 4	1 2	0	1	1	0	0	0	0	-6	
20	Sam Hines Jr.	18:23	1-3	0-1	1-1	1 1 2	2 1	3	0	3	1	1	0	0	-9	
3	DJ Patrick	26:29	6-14	6-13	0-0	1 0 1	0 1	18	0	2	0	0	0	0	-2	
11	Trey Moss	15:37	0-2	0-2	0-0	1 0 1	1 0	4	1	1	0	0	0	0	-1	
Team						2 1 3	0	1								
Totals			15-57	7-31	4-8	18 16 34	14 15	41	11	14	7	2	2	-12		

Technical Fouls: NONE

		GSU	USF
Biggest lead		17 (2 nd 3:16)	3 (1 st 19:53)
Best Scoring Run		11 (1 st 12:53)	5 (1 st 3:32)
Lead Changes		1	
Times Tied		2	
Time with Lead		35:58	03:02

		Points from	GSU	USF
Turnovers		30	18	
Paint		10	8	
Second Chance		14	11	
Fast Breaks		8	4	
Bench		36	23	

GAME 3: USF 56 — NORTH CAROLINA A&T 54



Official Basketball Box Score - Final
N.C. A&T at South Fla.
11/15/21 Yuengling Center, Tampa, FL
2021-22 Men's Basketball

Game Time: 7:00 PM
Game Duration: 1:51
Attendance: 1,931

Officials: Doug Shoves, Garrick Shannon, Tony Chazza

N.C. A&T - 54

Record: 0-3

NO.	Name	Min	FG	3P	FT	Rebounds	Fouls	TP	AS	TO	ST	Blocks	BS	BA	+	-
14	Harry Morrice	C 27:27	1-3	0-1	0-0	2 8 10	5 1	2	0	1	0	7	0	3		
2	David Beatty	C 33:18	6-15	1-7	1-2	0 2 2	1 3	14	2	3	1	0	1	0	-4	
3	Demetric Horton	G 10:17	1-6	0-5	0-0	0 3 3	1 0	2	1	1	0	1	0	1	6	
11	Tyler Maye	G 31:49	7-13	0-0	0-0	2 3 5	2 1	14	0	2	0	0	0	0	-1	
13	Kameron Langley	G 32:58	2-5	1-2	0-1	2 3 5	2 3	5	7	3	2	0	0	0	-4	
4	Marcus Watson	21:20	2-11	2-6	2-2	0 5 5	1 1	8	1	1	1	1	0	0	-10	
25	Webster Filmore	10:33	0-2	0-0	0-0	1 1 2	2 1	0	0	0	0	0	0	1	4	
5	Milton Matthews	06:22	0-1	0-1	0-0	0 0 0	0 0	1	0	0	0	0	0	0	3	
1	Jeremy Robinson	19:35	4-5	1-2	0-0	1 2 3	2 0	9	1	1	0	0	0	0	5	
0	Kyle Duke	04:20	0-0	0-0	0-0	0 0 0	0 0	0	0	0	0	0	0	0	-3	
12	Justin Whalley	02:00	0-0	0-0	0-0	0 0 0	1 0	0	0	0	0	0	0	0	-9	
Team						1 2 3	0	0								
Totals			23-61	5-24	3-5	9 29 38	17 11	54	12	12	4	8	6	-2		

Technical Fouls: NONE

South Fla. - 56

Record: 2-1

RECORD																
NO.	Name	Min	FG	3P	FT	Rebounds	Fouls	TP	AS	TO	ST	Blocks	BS	BA	+	-
54	Russel Tchewa	C 25:11	1-9	0-0	1-2	5 3 8	0 1	3	3	1	0	0	2	-5		
1	Javon Greene	G 29:20	3-5	1-3	2-3	1 7 8	2 5	9	1	4	1	0	0	0	7	
5	Jake Boggs	G 24:03	3-8	1-2	2-2	4 6 10	1 1	9	0	2	1	0	2	4		
23	Caleb Murphy	G 30:01	4-8	0-0	4-5	0 2 2	3 3	12	6	2	3	1	2	6		
24	Jamir Chaplin	G 25:14	4-11	2-5	2-2	1 1 2	1 1	12	1	0	1	1	1	2		
3	DJ Patrick	14:46	0-6	0-6	0	0 0 0	2 1	0	1	0	1	0	0	0	0	0
10	Serrel Smith Jr	10:40	1-4	1-3	1-2	0 1 1	0 1	4	0	1	0	0	0	0	-5	
11	Ray McCreary	06:59	1-3	0-2	0-0	0 1 1	0 0	0	0	0	0	0	0	0	0	0
14	Bayron Matos	07:17	0-0	0-0	0	0 1 1	0 0	0	0	0	0	0	0	0	0	1
20	Sam Hines Jr	13:17	0-2	0-1	0-0	2 2 4	1 0	0	0	1	0	1	0	1	0	6
24	Jamir McCreary	10:12	2-3	0-0	1-2	0 1 1	1 3	5	0	2	1	3	1	0	0	0
Total						2 6 8			0			0				
4	Jalyn	19:59	5-22	13-20	15-31	46	11	17	56	13	13	8	6	8	2	

SEASON BOX SCORES

GAME 5: USF 58 — HAMPTON 52



Official Basketball Box Score - Final
Hampton at South Fla.
11/24/21 Yungling Center, Tampa
2021-22 Men's Basketball

Game Time: 7:00 PM
Game Duration: 1:47
Attendance: 2,175

Officials: Pat Adams, Byron Jarrett, Josue Nieves

Hampton - 52

Record: 2-4

NO.	Name	Min	FG	3P	FT	Rebounds	Fouls	TP	AS	TO	ST	Blocks	BS	BA
3	Najee Garvin	F 33:48	5-14	1-3	3-4	1 2 3 4	7 14	2	3	1	0	0	0	-7
5	Dajour Dickens	F 22:02	3-5	0-0	0-1	0 5 5	0 1 6	0	0	1	2	0	-3	
0	Marquis Godwin	G 30:23	4-9	4-8	0-0	2 2 4	1 0 12	1	1	0	0	0	-10	
1	Russell Dean	G 35:58	3-12	2-5	3-6	1 4 5	1 3 11	4	2	0	0	1	-8	
30	Rio Haskett	G 25:13	1-3	1-3	0-0	1 1 2	3 0 3	1	3	2	0	0	-9	
13	DeAngelo Epps	15:17	1-5	1-3	0-0	1 2 3	1 1 3	0	1	0	0	1	-1	
4	Raymond Bethea, Jr.	20:25	1-4	1-2	0-0	3 2 5	1 0 3	1	1	0	0	1	1	
12	Pinky Wiley	11:49	0-0	0-0	0-0	2 2 2	0 1 0	1	0	1	0	0	4	
21	Luc Therrien	05:05	0-0	0-0	0-0	1 1 1	0 0 0	0	0	0	0	0	3	
						2 2 4	0	3						
Totals			18-52	10-24	6-11	11 23	34	11	13	52	10	14	5	2 3 -6

Technical Fouls: Godwin 2nd 10:35

South Fla. - 58

Record: 3-2

NO.	Name	Min	FG M-A	3P M-A	FT M-A	Rebounds OR DR TOT	Fouls FOUL	TP	AS	TO	ST	Blocks	BS	+/-
54	Russell Tchewa	C 21:19	4-8	0-0	0-0	0 0 0	1 0 8	0	0	0	0	0	0	3
1	Javon Greene	G 32:40	3-5	2-3	2-2	0 5 5	1 2 10	4	1	6	0	0	0	12
5	Jake Boggs	G 21:25	2-7	2-6	0-0	1 7 8	0 1 6	2	3	1	0	0	0	17
23	Caleb Murphy	G 33:31	6-13	0-1	0-0	2 2 2	2 1 12	2	3	0	1	0	0	10
24	Jamir Chaplin	G 25:14	3-7	1-3	0-0	3 4 7	3 2 7	2	1	1	0	0	0	15
14	Bayron Matos	08:38	1-2	0-0	0-0	2 2 4	1 1 2	0	0	0	0	0	1	-5
20	Sam Hines Jr.	14:51	0-3	0-1	0-0	1 2 3	0 1 0	0	0	1	0	1	0	-5
11	Trey Moss	06:29	1-1	0-0	0-0	0 0 0	2 0 2	1	1	0	0	0	0	-4
3	DJ Patrick	11:03	0-3	0-3	0-0	0 0 0	2 0 0	0	0	1	0	0	0	-6
4	Jalyn McCreary	17:27	2-5	1-1	1-2	2 2 4	2 1 6	0	0	1	1	1	1	-1
10	Serrel Smith Jr.	07:23	2-4	0-2	1-1	0 0 0	1 5 0	0	0	0	0	0	0	-6
Team						2 2 4	0	1						
Totals			24-58	6-20	4-5	11 26 37	14 10 58	11	13	8	3	2	6	

Technical Fouls: Greene 2nd 10:35

	HAM	USF
Biggest lead	6 (2 nd 8:19)	6 (2 nd 0:11)
Best Scoring Run	5 (1 st 13:55)	9 (1 st 15:33)
Lead Changes	11	
Times Tied	1	
Time with Lead	22:45	16:00

Points from	HAM	USF
Turnovers	10	14
Paint	12	30
Second Chance	13	10
Fast Breaks	0	19
Bench	6	15

Period by Period Scoring	1st	2nd	TOT
HAM	24	28	52
USF	21	37	58

GAME 6: BOSTON COLLEGE 64 — USF 49



Official Basketball Box Score - Final
South Fla. at Boston College
11/29/21 Silvio O. Conte Forum, Chestnut Hill, Mass.
2021-22 Men's Basketball

Game Time: 7:00 PM
Game Duration: 1:58
Attendance: 3,718

Officials: Ted Valentine, Doug Shows, Trey Snyons

South Fla. - 49

Record: 3-3

NO.	Name	Min	FG	3P	FT	Reb	Tot	Fouls	TP	AS	TO	ST	Blocks	BS	BA
54	Russell Tchewa	C 24:11	2-7	0-0	0-1	3	4 7	0 1 4	0	1	4	0	0	0	-8
1	Javon Greene	G 15:00	1-3	1-2	4-5	0	1 1 1	2 2 2	7	0	2	0	0	0	-4
5	Jake Boggs	G 17:57	1-6	0-3	0-0	2	0 2 2	0 0 2	0	0	0	0	2	1	-11
23	Caleb Murphy	G 30:52	5-11	0-1	1-4	0	4 4 4	0 3 11	3	1	1	0	1	1	-12
24	Jamir Chaplin	G 14:18	1-4	0-3	0-0	2	3 5 3	3 0 2	2	3	1	1	0	-14	
10	Serrel Smith Jr.	17:11	2-6	0-1	0-0	0 1 1	1 1 1	4 1	1	1	0	1	1	-8	
4	Jalyn McCreary	14:27	1-4	1-2	0-0	1 2 3	3 1 3	3 0	2	0	2	1	-2		
11	Trey Moss	18:57	1-2	1-1	0-0	0 1 1	1 0 3	1 3	1	3	0	0	0	-6	
14	Bayron Matos	07:06	1-2	0-0	0-0	2 2 2	1 0 2	0 2	0	0	0	0	0	1	-5
20	Sam Hines Jr.	20:04	2-4	0-0	0-0	2 5 7	3 2 4	0 0	0	0	0	0	0	1	-3
3	DJ Patrick	21:57	3-7	1-3	0-1	4 2 6	2 2 7	0 0	1	1	0	1	0	-2	
Team						1	1 2	0	1						
Totals			20-56	4-16	5-11	15	26 41	16 12	49	7	13	2	8	6	-15

Technical Fouls: NONE

Boston College - 64

Record: 5-3

NO.	Name	Min	FG M-A	3P M-A	FT M-A	Reb O-U	Fouls PF	TP	AS	TO	ST	Blocks BS	a/+
1	T.J. Bickerstaff	F 30:06	3-8	0-0	4-6	2 6 8	0 4 0	10	1	0	2	0	2 1 15
33	James Kamik	C 22:31	5-9	2-3	0-0	4 3 7	0 1 12	0	1	0	1	0	1 0 17
3	Jaedon Zackery	G 32:23	1-3	0-0	1-2	0 2 2	3 1 3	3	1	1	0	1	0 1 14
5	DeMarr Langford	G 35:40	5-9	0-0	1-3	0 2 2	1 4 11	3	1	1	2	1	0 1 13
11	Makai Ashton-Langford	G 28:32	3-8	0-3	3-3	0 4 4	2 2 9	7	1	0	1	0	1 0 13
4	Kanye Jones	08:39	1-2	0-0	0-0	0 1 1	0 0 2	0	0	1	0	0	1 0 1
12	Quinten Post	17:29	4-6	1-1	2-2	1 3 4	1 3 11	0	0	1	0	3	1 -2
13	Frederick Scott	07:29	0-2	0-2	0-0	0 2 2	2 1 0	0	0	1	0	0	0 0 2
51	Brevin Galloway	17:11	2-7	2-6	0-0	0 0 0	3 0 6	1	0	0	0	0	1 3
Team						1 1 2	0	0					
Totals			24-54	5-15	11-16	8 24	32	12	16	64	15	6	6 8 15

Technical Fouls: NONE

	USF	BC
Biggest lead	2 (1 st 16:58)	17 (2 nd 0:16)
Best Scoring Run	5 (1 st 16:58)	7 (1 st 12:50)
Lead Changes	2	
Times Tied	3	
Time with Lead	00:49	36:35

Points from	USF	BC
Turnovers	9	16
Paint	18	36
Second Chance	4	3
Fast Breaks	6	9
Bench	23	19

Period by Period Scoring	1st	2nd	TOT
USF	24	25	49
BC	30	34	64

GAME 7: SOUTH CAROLINA STATE 65 — USF 64



Official Basketball Box Score - Final
South Carolina St. at South Fla.
12/03/21 Yungling Center, Tampa, FL
2021-22 Men's Basketball

Game Time: 7:00 PM
Game Duration: 2:16
Attendance: 2,143

Officials: Mike Nance, Ron Groover, Devyn Page

South Carolina St. - 65

Record: 2-7

NO.	Name	Min	FG	3P	FT	Rebounds	Fouls	TP	AS	TO	ST	Blocks	BS	BA	+/	
5	Dequan Williams	F 25:29	1-8	0-0	1-2	4 3 7	3 1 3	1	5	1	2	2	17			
1	Cameron Jones	G 22:45	1-8	0-4	0-0	2 2 2	0 2 0	2	0	1	0	0	1	-2		
10	Rahsaan Edwards	G 26:19	2-5	2-4	0-0	0 4 4	3 2 6	3	2	0	0	0	0	7		
12	Omar Crokeley	G 24:17	5-10	4-9	0-2	0 5 5	2 1 14	3	0	0	0	0	1	11		
20	Antonio "TJ" Madlock	G 35:10	5-11	2-5	3-4	1 4 5	2 1 14	3	2	0	0	0	0	2		
14	Edward Oliver-Hampton	03:56	1-4	0-0	0-0	2 0 2	0 0 2	1	0	0	0	0	0	-3		
2	Jermal Davis	22:19	3-9	2-4	4-6	1 6 7	0 3 12	2	0	0	2	2	3			
11	Rakeim Gary	13:41	2-5	2-3	0-0	0 1 1	2 1 6	2	0	0	0	0	-6			
42	Dallas James	10:35	0-2	0-0	0-0	0 1 1	2 1 0	0	0	0	0	0	-13			
55	Raydon Brown	08:44	0-0	0-0	0-0	0 1 1	1 0 0	0	0	0	0	0	-7			
4	Latawan Lawrence	06:45	1-2	1-2	2-2	1 2 3	2 2 5	0	0	1	1	0	-4			
Team						3 1 4	0	0	0	0	0	0				
Totals			21-64	13-31	10-16	12 30 42	19 15	65	15	10	2	5	7	1		

Technical Fouls: NONE

South Fla. - 64

Record: 3-4

NO.	Name	Min	FG	3P	FT	Rebounds	TP	AS	TO	ST	BS	BA	+/				
						OR	DR	FT	FF								
54	Russell Tchewa	C 27:03	4-8	0-0	3-5	4	6	10	4	11	0	0	0	-3			
1	Javon Greene	G 30:33	1-3	0-5	6-6	0	4	4	5	6	8	2	1	0			
5	Jake Boggs	G 25:43	6-11	3-6	1-1	1	3	4	0	1	16	0	1	0			
23	Caleb Murphy	G 31:31	7-14	0-1	4-5	0	7	7	1	5	18	4	1	-1			
24	Jamir Chaplin	G 23:52	1-4	0-1	0-0	1	5	6	4	2	1	2	0	-10			
11	Trey Moss	08:29	1-3	0-1	0-0	0	2	2	2	0	2	1	0	0			
20	Sam Hines Jr.	11:28	1-2	0-0	0-0	0	2	2	2	0	0	0	0	4			
3	DJ Patrick	17:52	1-4	1-4	2-2	1	1	2	0	1	5	1	1	0			
14	Bayron Matos	02:47	0-0	0-0	0-0	0	1	1	1	0	0	0	0	0			
10	Serrel Smith Jr.	07:44	0-0	0-0	0-0	0	0	0	0	0	0	2	0	0			
4	Jalyn McCreary	12:58	0-0	0-0	0-0	0	2	2	0	0	0	1	0	-3			
Team						2	0	2	0	0	1						
Totals			22-59	4-18	16-19	9	33	42	15	19	64	9	10	6	7	5	-1

Technical Fouls: NONE

SEASON BOX SCORES

GAME 9: FLORIDA 66 — USF 55



Official Basketball Box Score - Final
South Fla. at Florida
12/18/21 FLA Live Arena, Sunrise
2021-22 Men's Basketball

Game Time: 1:00 PM
Game Duration: 1:53

Officials: Doug Shows, Garrett Shannon, Keith Patterson

South Fla. - 55

Record: 4-5

NO. Name	Min	FG M-A	3P M-A	Rebounds OR DR TOT	Fouls PF FD	TP	AS	TO	ST	Blocks BS BA	+/-
14 Bayron Matos	F 17:33	1-1	0-0	0 0 0	0 0 0	2	0	0	0	2	-7
20 Sam Hines Jr.	F 18:33	2-5	0-0	1 3 4	2 0 4	0	0	0	2	0	-8
1 Javon Greene	G 32:53	4-9	1-5	1-2	0 4 4	2 3 10	3	3	2	0	-
23 Caleb Murphy	G 36:55	8-17	0-1	0-0	0 1 1	1 2 16	5	3	3	0	-6
24 Jamir Chaplin	G 29:08	2-9	0-3	3-4	1 3 4	2 3 7	0	2	2	0	-16
4 Jalyn McCreary	G 20:53	4-10	0-0	1 4 5	3 0 8	0	1	1	2	1	-2
5 Jake Boggs	G 20:50	3-5	1-2	1-1	2 3 5	2 1 8	0	0	0	1	-4
10 Serrel Smith Jr.	G 03:47	0-1	0-0	0 0 0	0 0 0	0	0	1	0	0	-7
11 Trey Moss	G 04:24	0-0	0-0	0 0 0	0 0 0	0	0	0	0	0	-6
3 DJ Patrick	G 13:22	0-0	0-0	0 1 1	1 0 0	0	0	1	1	0	2
15 Corey Walker Jr.	G 01:42	0-0	0-0	0 0 0	1 0 0	0	0	0	1	0	-2
Team				2 1 3				0	1		
Totals		24-57	2-11	5-7	7 20 27	14 9 55	9	12	11	5 6	-11

Shooting By Period	1st FG%	2nd FG%	3rd FG%	4th FG%	5th FG%
1st FG%	9-23	39.1%			
3PT%	0-5	0.0%			
FT%	0-0	0%			
2nd FG%	15-34	44.1%			
3PT%	2-6	33.3%			
FT%	5-7	71.4%			
GM FG%	24-57	42.1%			
3PT%	2-11	18.2%			
FT%	5-7	71.4%			

Dead Ball Rebounds: 1, 0

Technical Fouls:NONE

Florida - 66

Record: 8-3

NO.	Name	Min	FG M-A	3P M-A	FT M-A	Reb OR DR TOT	Fouls PF FD	TP	AS	TO	ST	Blocks BS BA	+/-			
4	Anthony Duruji	F 26:48	4-8	2-4	1-2	3 6 9	2 3 3	11	1	2	1	0	2	0		
12	Colin Castleton	F 29:07	3-9	0-0	6-8	6 5 11	1 5 12	0	3	1	1	1	5	5		
0	Myron Jones	G 33:27	3-13	1-7	1-1	0 4 4	1 2 8	1	3	0	1	0	10	10		
22	Tyree Aspley	G 29:41	2-8	0-5	2-2	0 2 2	2 2 6	5	2	1	0	0	5	5		
23	Brandon McKissic	G 25:42	2-6	2-4	0-0	1 2 3	2 1 6	5	1	0	0	2	11	11		
24	Philandrous Fleming Jr.	G 24:48	4-7	2-3	2-2	0 1 1	1 1 12	0	1	0	1	0	5	5		
1	CJ Felder	G 11:26	2-2	0-0	0-0	2 2 4	0 0 4	0	0	1	0	2	0	10		
3	Jason Jitoboh	G 10:17	2-3	0-0	0-0	1 3 4	0 0 4	0	0	0	0	1	0	7		
10	Elijah Kennedy	G 02:33	0-1	0-1	0-0	0 0 0	0 0 0	0	0	2	0	0	0	-2		
14	Kowalcie Reeves	G 06:11	1-2	1-2	0-0	0 0 0	0 0 0	3	0	1	0	0	0	4		
						5	2	7								
Team																
Totals		23:59	8-26	12-15	18	27	45	9	14	66	12	17	3	6	5	11

Shooting By Period	1st FG%	2nd FG%	3rd FG%	4th FG%	5th FG%
1st FG%	12-29	41.4%			
3PT%	5-15	33.3%			
FT%	1-2	50%			
2nd FG%	11-30	36.7%			
3PT%	3-11	27.3%			
FT%	11-13	84.6%			
GM FG%	23-59	39.0%			
3PT%	8-26	30.8%			
FT%	12-15	80.0%			

Dead Ball Rebounds: 1, 0

Technical Fouls:NONE

	USF	FLA
Biggest lead	7 (1st 13:54)	16 (2nd 16:43)
Best Scoring Run	7 (2nd 9:00)	13 (2nd 19:32)
Lead Changes	3	2
Times Tied	2	8
Time with Lead	07:16	26:04

Points from	USF	FLA
Turnovers	16	15
Paint	26	26
Second Chance	6	14
Fast Breaks	12	8
Bench	16	23

Period by Period Scoring	1st	2nd	TOT
USF	18	37	55
FLA	30	36	66

GAME 10: BYU 54 — USF 39



Official Basketball Box Score - Final
BYU at South Fla.
12/22/21 Simple Arena at Stan Sheriff Center, Honolulu
2021-22 Men's Basketball

Game Time: 4:30 PM
Game Duration: 1:52

Officials: Michael Greenstein, Kevin Brill, Brooks Wells

BYU - 54

Record: 10-2

NO. Name	Min	FG M-A	3P M-A	FT M-A	Rebounds OR DR TOT	Fouls PF FD	TP	AS	TO	ST	Blocks BS BA	+/-			
4 Atiki Ally Atiki	F 13:32	0-0	0-0	0-0	1 4 5	1 2 0	0	0	2	0	1	0	0		
33 Caleb Lohner	F 25:13	3-9	0-2	3-4	4 10 14	1 3 9	1	3	0	0	0	0	5		
3 Te'Jon Lucas	G 33:29	1-3	0-1	2-2	0 5 5	1 2 4	7	4	0	1	0	0	22		
13 Alex Barcello	G 27:45	3-8	2-5	2-2	0 0 0	4 0 4	10	1	2	1	0	0	8		
21 Trevin Knell	G 21:50	2-4	1-3	0-0	0 2 2	0 0 5	0	1	0	0	0	0	12		
45 Fousseyni Traore	G 22:18	4-7	0-0	3-6	4 5 9	1 4 11	2	0	0	0	0	0	14		
20 Spencer Johnson	G 20:26	1-5	0-2	0-0	1 3 4	3 1 2	0	0	0	0	0	0	6		
24 Seneca Knight	G 18:10	1-7	0-4	0-0	1 1 2	1 1 2	0	0	2	0	0	0	3		
5 Gideon George	G 16:34	3-7	3-5	2-2	2 2 4	1 4 11	0	0	1	0	0	0	7		
0 Hunter Erickson	G 00:43	0-0	0-0	0-0	0 0 0	0 0 0	0	0	0	0	0	0	-2		
Team					1 2 3		0		1						
Totals	18:50	6-22	12-16	14	34	48	13	17	54	11	16	1	2	1	15
Technical Fouls: NONE															

Technical Fouls:NONE

South Fla. - 39

Record: 4-6

NO. Name	Min	FG M-A	3P M-A	FT M-A	Rebounds OR DR TOT	Fouls PF FD	TP	AS	TO	ST	Blocks BS BA	+/-
14 Bayron Matos	F 17:38	2-3	0-0	0-0	2 3 5	3 0 4	1	2	0	0	0	1 3
20 Sam Hines Jr.	F 21:14	1-2	0-0	0-0	1 1 2	3 1 2	0	1	2	0	0	-6
1 Javon Greene	G 33:54	4-10	1-4	0-0	0 3 3	1 4 9	3	1	1	0	0	-11
23 Caleb Murphy	G 31:05	1-9	0-1	3-4	1 1 2	0 3 5	5	0	1	1	0	-17
24 Jamir Chaplin	G 25:19	2-11	0-3	2-3	1 5 6	0 3 6	0	0	1	0	0	-20
4 Jalyn McCreary	G 11:26	1-6	0-0	0-0	2 2 4	3 0 2	0	0	0	0	0	-8
15 Corey Walker Jr.	G 17:00	4-7	0-2	0-0	2 0 2	3 1 8	0	0	1	0	0	-2
3 DJ Patrick	G 15:00	1-5	1-5	0-0	1 0 1	2 0 3	0	0	1	0	0	0
5 Jake Boggs	G 14:30	0-5	0-3	0-0	1 1 2	2 0 0	0	0	0	0	1	-14
11 Trey Moss	G 12:54	0-4	0-3	0-0	0 1 1	0 0 1	0	0	0	1	0	0
Team					1 1 2		0	1				
Totals		16:62	2-21	5-7	12 18 30	18 13	39	4	7	7	1	2 -15

Technical Fouls:Coach 1st0:43

	BYU	USF
Biggest lead	17 (2nd 1:06)	3 (1st 13:53)
Best Scoring Run	8 (1st 4:20)	6 (2nd 11:12)
Lead Changes	4	9
Times Tied	5	6
Time with Lead	27:07	06:19

Points from	BYU	USF
Turnovers	9	8
Paint	20	20
Second Chance	10	9
Fast Breaks	6	3
Bench	26	13

Period by Period Scoring	1st	2nd	TOT
BYU	31	23	54
USF	22	17	39

GAME 11: USF 76 — HAWAII 69



Official Basketball Box Score - Final
South Fla. at Hawaii
12/22/21 Simple Arena at Stan Sheriff Center, Honolulu, HI
2021-22 Men's Basketball

Game Time: 7:00 PM
Game Duration: 2:10
Attendance: 3,880

Officials: Don Daly, Nate Harris, Don Berdahl

South Fla. - 76

Record: 5-6

NO. Name	Min	FG M-A	3P M-A	FT M-A	Rebounds OR DR TOT	Fouls PF FD	TP	AS	TO	ST	Blocks BS BA	+/-
3 DJ Patrick	F 18:06	1-4	0-3	0-0	0 0 0	4 0 2	0	0	1	1	0	0
14 Bayron Matos	F 11:49	2-3	0-0	0-0	2 2 4	2 0 4	0	2	0	0	0	-4
15 Corey Walker Jr.	F 19:22	1-3	0-2	4-4	2 1 3	5 2 8	1	0	4	0	0	3
1 Javon Greene	G 30:27	4-8	3-4	7-9	0 3 3	1 7 18	1	3	1	0	8	8
23 Caleb Murphy	G 34:48	6-13	0-0	5-8	0 1 1	0 5 7	6	2	0	0	0	16
4 Jalyn McCreary	G 20:53	3-5	0-0	1-2	4 6 6	2 1 7	1	0	0	0	0	14
10 Serrel Smith Jr.	G 10:35	3-4	1-1	0-0	0 2 2	0 0 7	0	1	0	0	0	0
20 Sam Hines Jr.	G 05:59	0-4	0-0	0-0	1 0 1	1 0 0	0	0	0	0	0	-1
24 Jamir Chaplin	G 21:54	3-5	0-1	1-4	2 1 3	4 6 7	0	0	1	2	0	7
5 Russell Tchewa	G 04:48	0-3	0-0	0-0	2 1 3	3 0 0	0	0	1	0	0	-4
11 Trey Moss	G 05:12	0-2	0-2	0-0	0 1 1	0 1 0	0	0	0	0	0	-9
5 Jake Boggs	G 16:07	3-6	2-3	0-0	1 1 2	1 0 8	0	1	0	0	0	5
Team					3 3 6							
Totals	26:60	6-16	18-27	15	20 35	23 22	76	9	9	4	1	7

Shooting By Period	1st FG%	2nd FG%	3rd FG%	4th FG%	5th FG%
1st FG%	4-10	40.0%			
3PT%	4-10	40.0%			
FT%	2-2	100%			
2nd FG%	12-25	48.0%			
3PT%	2-6	33.3%			
FT%	16-25	64%			
GM FG%	26-60	43.3%			
3PT%	6-16	37.5%			
FT%	18-27	66.7%			

Dead Ball Rebounds: 7, 2

Technical Fouls:NONE

Hawaii - 69

Record: 4-5

NO. Name	Min	FG M-A	3P M-A	FT M-A	Rebounds OR DR TOT	Fouls PF FD	TP	AS	TO	ST	Blocks BS BA	+/-
22 Jerome Desrosiers	F 29:06	1-1	0-0	3-3	0 4 4	5 4 5	1	2	0	0	0	-4
44 Kamaka Hepa	F 25:22	5-11	3-6	3-5	0 4 4	0 4 16	2	3	1	1	1	-2
0 Junior Madut	G 29:06	3-8	2-7	3-5	1 1 2	4 3 11	3	5	1	0	0	-10
3 Jovon McClanahan	G 30:32	0-2	0-1	0-0	0 2 2	3 0 0	0	3	0	0	0	-14
4 Noel Coleman	G 34:40	6-10	3-5	7-8	0 2 2	3 5 22	2	3	2	0	1	-9
10 Beon Riley	18:49	2-5	0-1	4-8	0 3 3	5 6 8	0	1	0	0	2	0
20 Zoar Nedd	20:09	2-7	1-5	0-0	1 1 2	1 0 5	1	0	1	0	0	-6
1 Amoro Lado	04:49	1-1	0-0	0-0	0 0 0	0 1 2	0	0	0	0	0	2
2 Justus Jackson	03:23	0-0	0-0	0-0	0 0 0	1 0 1	0	1	0	0	0	8
Team					2 1 3		0	1				
Totals		20-45	9-25	20-29	4 18 22	22 23 69	13	15	5	1	4	-7
Technical Fouls: NONE												

SEASON BOX SCORES

GAME 13: HOUSTON 83 — USF 66



Official Basketball Box Score - Final
Houston at South Fla.
01/05/22 Yungling Center, Tampa, FL
2021-22 Men's Basketball

Game Time: 7:00 PM
Game Duration: 1:55
Attendance: 2,291

Officials: Anthony Jordan, Byron Jarrett, Jerry Heater

Houston - 83

Record: 13-2 (2-0)

NO. Name	Min	FG	3P	FT	Rebounds	Fouls	TP	AS	TO	ST	Blocks	+/-
25 Josh Carlton	25:15	11-16	0-0	8-12	6 5 11	2 6 3	20	1 0	1 1	1 18		
35 Fabian White Jr	F 22:40	5-9	3-5	2-2	1 3 4	3 2 15	1 1	1 0	0 0	16		
1 Jamal Shead	G 28:18	4-9	0-3	5-6	0 1 1	4 5 13	4 1	0 1	0 5	5		
4 Taze Moore	G 36:15	2-3	1-1	0-0	1 5 6	2 0 5	5	0 1	1 0	12		
11 Kyler Edwards	G 33:34	6-15	3-8	0-0	1 7 8	3 0 15	8 2	0 2	0 2	22		
3 Ramon Walker Jr.	19:11	0-4	0-0	0-0	1 1 2	0 1 1	0 0	1 0	0 1	9		
13 J'wan Roberts	18:18	0-0	0-0	0-0	2 2 4	4 0 0	0 0	0 0	0 0	4		
32 Reggie Chaney	13:53	2-2	0-0	0-1	1 4 5	2 1 4	0 0	0 0	1 0	-1		
2 Robbie Armbrister	00:52	0-0	0-0	1-2	0 0 0	0 1 1	0 0	1 0	0 0	0		
5 Ja'Vier Francis	00:52	0-0	0-0	0-0	0 0 0	0 0 0	0 0	0 0	0 0	0		
20 Ryan Elvin	00:52	0-0	0-0	0-0	0 0 0	0 0 0	0 0	0 0	0 0	0		
Team					0 0 0							
Totals	30:58	7:21	16:23	12 28 40	21 17 83	21 6 3	6 2 17					

Technical Fouls: NONE

Shooting By Period	1st	2nd	3rd	4th	OT
FG%	55.6%	44.4%	44.4%	44.4%	44.4%
3PT%	3.1%	27.3%	7.0%	7.0%	7.0%
FT%	7.1%	70.0%	7.1%	7.1%	7.1%
GM FG%	30.58	51.7%	39.2%	39.2%	39.2%
GM 3PT%	7.21	33.3%	7.21	7.21	7.21
GM FT%	16.23	69.0%	16.23	16.23	16.23

Dead Ball Rebounds: 4, 0

South Fla. - 66

Record: 9-1 (0-1)

NO. Name	Min	FG	3P	FT	Rebounds	Fouls	TP	AS	TO	ST	Blocks	+/-
54 Russel Tchewa	C 24:33	2-4	0-0	0-0	4 3 7	2 2 4	0 0	0 0	0 0	0 0	-15	
1 Javon Greene	G 29:17	4-10	4-8	4-5	0 0 0	1 6 16	0 1	1 1	2 16			
5 Jake Boggs	G 19:26	1-8	1-4	0-0	0 2 2	3 1 3	0 0	0 0	0 1	-20		
23 Caleb Murphy	G 32:12	4-10	0-0	1-2	0 0 0	2 2 9	4 1	0 0	0 2	-10		
24 Jamir Chaplin	G 29:16	5-11	2-4	4-4	3 7 2	2 16 5	5	0 0	1 0	-5		
11 Trey Moss	07:48	0-1	0-0	0-0	1 1 2	0 0 0	1 0	0 0	0 1	-7		
3 DJ Patrick	10:44	0-3	0-3	1-2	0 1 1	1 1 1	0 0	0 0	0 0	-12		
4 Jalyn McCreary	20:23	5-7	0-0	2-3	3 5 3	2 12 0	1 0	0 0	0 0	-1		
10 Serrel Smith Jr.	10:43	0-1	0-1	3-4	0 0 0	0 4 3	0 1	0 0	0 0	-1		
20 Sam Hines Jr.	15:38	1-2	0-0	0-0	0 2 2	1 1 2	2 3	0 0	0 0	-2		
Team					2 4 6							
Totals	22:59	7:20	15:20	12 19 31	17 21 66	12 8 1	2 6 17					

Technical Fouls: NONE

Shooting By Period	1st	2nd	3rd	4th	OT
FG%	55.6%	44.4%	44.4%	44.4%	44.4%
3PT%	3.1%	27.3%	7.0%	7.0%	7.0%
FT%	7.1%	70.0%	7.1%	7.1%	7.1%
GM FG%	30.58	51.7%	39.2%	39.2%	39.2%
GM 3PT%	7.21	33.3%	7.21	7.21	7.21
GM FT%	16.23	69.0%	16.23	16.23	16.23

Dead Ball Rebounds: 2, 0

	HOU	USF
Biggest lead	19 (2 nd 7:09)	9 (1 st 16:33)
Best Scoring Run	7 (2 nd 15:03)	8 (1 st 9:41)
Lead Changes	5	
Times Tied	5	
Time with Lead	26:13	12:00

GAME 15: SMU 77 — USF 65



Official Basketball Box Score - Final
SMU at South Fla.
01/12/22 Mundy Coliseum, Dallas, Texas
2021-22 Men's Basketball

Game Time: 7:02 PM
Game Duration: 1:53
Attendance: 3,021

Officials: Chuck Jones, Owen Shortt, Darron George

South Fla. - 65

Record: 5-10 (0-3)

NO. Name	Min	FG	3P	FT	Rebounds	Fouls	TP	AS	TO	ST	Blocks	+/-
15 Corey Walker Jr.	F 13:43	1-3	0-1	0-0	0 0 0	0 0 2	0 0	0 0	2 1 4			
54 Russel Tchewa	C 21:58	5-9	0-0	4-6	2 4 6	1 5 14	0 1	0 0	0 0	8		
1 Javon Greene	G 29:06	2-4	0-1	0-1	1 1 2	3 2 4	3 2	1 0	0 0	-11		
23 Caleb Murphy	G 31:27	6-12	0-1	0-1	1 1 3	2 12 1	1 4	0 0	0 0	-17		
24 Jamir Chaplin	G 30:34	6-9	2-3	3-3	4 4 4	2 4 17	1 1	2 0	0 0	-20		
4 Jalyn McCreary	15:04	2-4	0-0	0-0	2 1 3	0 0 4	3 0	0 0	1 0	-13		
20 Sam Hines Jr.	03:53	0-1	0-0	1-2	0 0 0	1 1 1	0 0	0 0	0 0	-13		
10 Serrel Smith Jr.	10:54	2-3	1-2	4-4	0 1 1	0 1 9	0 0	1 0	0 0	-1		
11 Trey Moss	08:33	1-2	0-0	0-0	0 0 0	1 0 2	2 0	0 0	0 0	5		
5 Jake Boggs	15:51	0-3	0-3	0-0	0 1 1	3 0 0	2 1	0 0	1 0	-8		
3 DJ Patrick	09:00	0-1	0-1	0-0	1 1 0	1 2 1	0 1	1 0	0 0	7		
14 Bayron Matos	09:31	0-1	0-0	0-0	0 3 3	1 0 0	0 1	0 0	0 0	4		
2 Mark Calleja	00:26	0-0	0-0	0-0	0 0 0	0 0 0	0 0	0 0	0 0	1		
Team					1 2 3							
Totals	25:52	3:12	12:17	5 19 24	17 16 65	13 12 4	6 1	12				

Technical Fouls: NONE

Shooting By Period	1st	2nd	3rd	4th	OT
FG%	51.7%	51.7%	51.7%	51.7%	51.7%
3PT%	3.9%	33.3%	4.6%	66.7%	66.7%
FT%	13.26	50.0%	6.7%	88.9%	88.9%
GM FG%	25.52	48.1%	25.52	25.52	25.52
GM 3PT%	3.12	25.0%	3.12	25.0%	25.0%
GM FT%	12.17	70.6%	12.17	70.6%	70.6%

Dead Ball Rebounds: 3, 0

NO. Name	Min	FG	3P	FT	Rebounds	Fouls	TP	AS	TO	ST	Blocks	+/-
22 Isiah Jasey	F 11:41	0-1	0-0	0-0	1 1 2	3 1 0	0 0	1 2	0 1	8		
2 Jalen Smith	G 07:49	1-1	1-1	0-0	0 0 0	0 0 3	0 2	0 1	0 1	-8		
3 Kendrick Davis	G 35:48	5-14	2-8	5-6	0 1 1	1 8 17	5 1	1 0	1 0	8		
5 Emmanuel Boudoumel	G 13:22	1-6	0-3	0-0	0 0 0	0 2 2	1 2	1 0	0 0	3		
10 Zach Nutall	G 22:43	2-3	1-2	0-0	1 4 5	0 0 5	1 0	0 0	0 0	-2		
3 Franklin Agunanne	11:08	1-2	0-0	1-2	3 3 0	2 0 2	0 0	1 0	1 0	6		
1 Zhuric Phelps	28:41	7-10	3-5	0-0	1 2 3	2 0 17	2 1	1 0	1 0	22		
23 Michael Weathers	27:48	3-6	0-0	4-6	0 5 5	2 3 10	4 1	1 0	0 0	5		
50 Marcus Weathers	24:42	7-11	2-2	1-1	1 5 6	3 4 17	2 1	0 0	0 2	15		
21 Jahmir Young Jr.	10:55	1-1	0-0	2-2	1 3 4	0 1 4	1 0	0 0	0 0	8		
13 Stefan Todorovic	05:23	0-0	0-0	0-0	0 1 1	0 0 0	0 0	0 0	0 0	6		
Team					2 0 2							
Totals	28:55	9:21	12:15	8 24 32	17 17 77	16 11 7	1 6	12				

Technical Fouls: Coach 2nd 3:38

	USF	SMU
Biggest lead	9 (1 st 14:15)	21 (2 nd 4:08)
Best Scoring Run	11 (1 st 14:15)	12 (2 nd 6:56)
Lead Changes	6	
Times Tied	4	
Time with Lead	15:20	22:33

GAME 14: TULANE 68 — USF 54



Official Basketball Box Score - Final
South Fla. at Tulane
01/08/22 Avron B. Fogelman Arena in Devlin Fieldhouse, New Orleans
2021-22 Men's Basketball

Game Time: 3:00 PM
Game Duration: 1:59
Attendance: 927

Officials: Sean Casady, Josue Nieves, Rodrick Dixon

South Fla. - 54

Record: 5-9 (0-2)

NO. Name	Min	FG	3P	FT	Rebounds	Fouls	TP	AS	TO	ST	Blocks	+/-
54 Russel Tchewa	C 15:29	1-3	0-0	1-2	1 2 3	1 1 3	0 0	0 0	0 1	0	-18	
1 Javon Greene	G 29:32	1-7	1-6	0-0	1 8 9	2 2 3	2 5	0 0	0 0	-14		
5 Jake Boggs	G 10:52	1-5	1-3	0-0	0 0 0	2 0 3	0 0	0 0	1 0	-11		
23 Caleb Murphy	G 28:57	2-4	0-0	0-2	1 2 3	2 1 4	4 2	1 0	0 0	-13		
24 Jamir Chaplin	G 31:56	6-11	1-4	4-5	3 1 4	3 4 17	3 4	0 0	0 0	-11		
20 Sam Hines Jr.	17:10	1-3	0-0	0-0	2 3 5	4 1 2	0 3	2 0	1 0	-3		
4 Jalyn McCreary	19:31	7-9	0-0	0-0	0 3 3	5 0 14	1 1	0 0	0 0	5		
10 Serrel Smith Jr.	10:28	1-6	0-4	1-2	1 1 2	1 2 3	1 0	0 0	0 0	0		
11 Trey Moss	11:03	1-2	1-2	0-0	2 2 0	0 0 0	3 2	1 0	0 0	-1		
3 DJ Patrick	05:02	0-0	0-0	0-0	0 0 0	0 0 0	0 0	0 0	0 0	0		
15 Corey Walker Jr.	20:00	0-3	0-1	2-2	0 6 6	2 1 2	2 0	2 1	0 0	-4		
Team					0 0 0							
Totals	21:53	4:20	8:13	9 28 37	22 12 54	15 17 5	3 1	14				

Technical Fouls: Walker Jr. 2nd 9:57

Shooting By Period	1st	2nd	3rd	4th	OT
FG%	9.27	33.3%	33.3%	33.3%	33.3%
3PT%	1.9	11.1%	3.4	75%	75%
FT%	12.26	46.2%	3.11	27.3%	27.3%
GM FG%	21.53	39.6%	21.53	21.53	21.53
GM 3PT%	5.13	61.5%	5.13	61.5%	61.5%
GM FT%	16.23	69.0%	16.23	16.23	16.23

Dead Ball Rebounds: 3, 1

Tulane - 68

Record: 6-7 (3-1)

Player - Pos		Team - Game											
NO. Name		Min	FG	3P	FT	Rebounds	Fouls	TP	AS	TO	ST	Blocks	+/-
			M/A	M/A	M/A	OR GR TOT	PF	FD				BS BA	
24 Kevin Cross	F	28:26	6-14	0-0	5-8	1 7 8	2 7	17	2	1	0	2	19
1 Sion James	G	32:17	1-3	0-1	4-4	0 4 4	3 2	6	3	2	2	0	11
3 Jalen Cook	G	34:42	4-11	3-8	6-6	0 1 1	0 5	17	4	2	1	0	24
23 R.J. McGee	G	30:31	5-9	2-5	5-5	4 4 8	1 4	17	0	1	0	0	25
25 Jaylen Forbes	G	35:20	1-5	1-5	2-2	0 3 3	0 2	5	0	3	1	0	11
15 Quentin Scott		06:14	0-1	0-0	0-0	0 1 1	1 0	0	0	0	0	0	-6
2 Jadon Coleman		11:35	2-7	2-5	0-0	0 1 1	1 0	6	0	0	0	0	-4
33 Tylan Pope		04:34	0-1	0-1	0-0	0 0 0	0 1	0	0	0	0	0	-3
2 DeVon Baker		07:46	0-0	0-0	0-0	0 0 0	2 1	0	0	0	1	0	-4
22 Scott Spencer		02:28	0-1	0-0	0-0	0 0 0	0 0	0	0	0	0	0	-1
4 Nabal Davis		05:20	0-0	0-0	0 1 1	1 0	0	1	0	0	0	0	1
11 Sandy Ryan		00:47	0-0	0-0	0-0	0 0 0	0 0	0	0	0	0	0	-3
Team						1 1 2	0	0	0	1			
Totals		19:52	8-25	22-25	6 23 29	12 21	68	10	6	1	3	14	

SEASON BOX SCORES

GAME 17: HOUSTON 74 — USF 55



Official Basketball Box Score - Final
South Fla. at Houston
01/18/22 Feritta Center, Houston, Texas
2021-22 Houston Cougars Basketball

Game Time: 7:02 PM
Game Duration: 1:56
Attendance: 6,909

Officials: Joe Lindsay, Tony Greene, Rob Rorke

South Fla. - 55

Record: 6-11 (1-4)

NO. Name	Min	FG	3P	FT	Rebounds	Fouls	TP	AS	TO	ST	Blocks	+/-
		M-A	M-A	M-A	OR DR TOT	PF					BS BA	
15 Corey Walker Jr.	18:23	2-6	0-1	0-0	1 3 4	3 2 4	0	3	4	1	1	-12
54 Russel Tchewa	24:43	2-5	0-0	2-4	2 6 8	2 2 6	0	0	1	0	1	-13
10 Serrel Smith Jr.	19:37	0-4	0-2	0-0	1 0 1	2 2 0	2	5	0	0	1	-9
23 Caleb Murphy	31:15	4-16	0-3	4-6	0 8 8	1 6 12	8	2	0	0	2	-10
24 Jamir Chaplin	24:13	3-4	1-2	2-2	1 2 3	4 2 9	0	2	0	0	0	-14
14 Bayron Matos	15:15	0-0	0-0	0-2	2 2 2	1 0 0	0	1	0	0	0	-6
20 Sam Hines Jr.	21:37	1-7	0-2	0-0	1 6 7	3 1 2	0	0	1	2	1	-7
3 DJ Patrick	28:08	7-12	5-10	0-0	0 1 1	1 0 19	1	1	0	0	0	-7
2 Mark Calleja	08:02	1-2	1-2	0-0	0 0 0	0 0 3	0	1	1	0	0	-8
11 Trey Moss	08:45	0-3	0-0	0-0	1 0 1	0 0 0	0	3	0	1	0	-9
Team					4 0 4		0		2			
Totals	20:57	7-22	8-12	11 28 39	17 15 55	14	17	8	3	7	-19	

Technical Fouls: NONE

Houston - 74

Record: 16-2 (5-0)

NO. Name	Min	FG	3P	FT	Rebounds	Fouls	TP	AS	TO	ST	Blocks	+/-
		M-A	M-A	M-A	OR DR TOT	PF					BS BA	
25 Josh Carlton	25:22	7-9	0-0	1-1	1 4 5	1 2 15	2	1	1	2	1	20
35 Fabian White Jr.	25:47	6-12	2-4	2-2	2 3 5	2 3 16	1	1	2	2	1	23
3 Ramon Walker Jr.	22:27	1-7	0-5	0-0	2 3 5	3 1 2	2	0	0	0	0	11
4 Taze Moore	34:38	6-10	1-4	0-2	0 2 2	2 2 13	3	2	0	0	0	21
11 Tyler Edwards	34:50	6-14	6-11	5-7	1 6 7	1 4 23	4	1	2	1	0	13
1 Jamal Shead	20:22	0-4	0-1	0-0	0 3 3	2 1 0	0	5	2	1	1	0
13 J'Wan Roberts	14:13	0-1	0-0	0-0	2 2 4	0 0 0	0	2	0	0	0	-4
32 Reggie Chaney	11:34	0-2	0-0	2-4	0 1 1	3 3 2	0	1	0	0	1	-3
2 Robbie Ambrester	05:30	0-0	0-0	1-2	0 0 0	1 1 1	0	0	0	0	0	4
5 Ja'Vier Francis	03:04	1-1	0-0	0-0	0 1 1	0 0 2	0	1	0	1	0	2
20 Ryan Elvin	02:13	0-0	0-0	0-0	0 0 0	0 0 0	0	0	0	0	0	4
Team					1 2 3		0					
Totals	27:60	9-25	11-18	9 27 36	15 17 74	19	9	6	7	3	19	

Technical Fouls: NONE

	USF	HOU
Biggest lead	4 (1 st 19:00)	25 (2 nd 14:29)
Best Scoring Run	8 (2 nd 12:21)	10 (1 st 15:38)
Lead Changes	1	0
Times Tied	0	3
Time with Lead	02:34	37:05

GAME 19: TULSA 76 — USF 45



Official Basketball Box Score - Final
South Fla. at Tulsa
01/29/22 Donald W. Reynolds Center, Tulsa
2021-22 Men's Basketball

Game Time: 7:00 PM
Game Duration: 2:00
Attendance: 3,012

Officials: Bill Jacobson, Josue Nieves, Landon Brantley

South Fla. - 45

Record: 6-13 (1-6)

NO. Name	Min	FG	3P	FT	Rebounds	Fouls	TP	AS	TO	ST	Blocks	+/-
		M-A	M-A	M-A	OR DR TOT	PF					BS BA	
4 Jalyn McCreary	12:47	1-2	0-0	0-0	3 1 4	2 1 2	0	2	0	0	0	-13
54 Russel Tchewa	27:37	1-4	0-0	3-6	0 7 7	3 4 5	0	2	1	0	0	-16
1 Javon Greene	21:30	0-8	0-7	2-3	1 5 6	2 2 1	3	0	1	0	0	-27
23 Caleb Murphy	29:29	6-11	0-1	1-2	0 4 4	1 2 13	1	5	1	0	0	-21
24 Jamir Chaplin	23:54	1-5	0-2	4-5	1 1 2	2 3 6	2	2	1	0	1	-6
5 Jake Boggs	22:28	2-4	2-3	0-0	0 2 2	0 0 6	0	0	1	1	0	-20
3 DJ Patrick	18:16	2-8	1-5	0-0	0 1 1	1 0 5	0	1	0	0	0	-9
11 Trey Moss	10:31	0-1	0-0	0-0	0 0 0	2 0 0	0	1	0	0	0	-10
14 Bayron Matos	12:23	1-3	0-0	0-0	1 4 5	4 1 2	0	0	1	0	0	-15
20 Sam Hines Jr.	17:43	2-7	0-0	0-1	1 2 3	3 1 4	0	1	0	0	2	-13
2 Mark Calleja	03:22	0-0	0-0	0-0	0 0 0	0 0 0	0	1	1	0	0	-5
Team					2 1 3		0					
Totals	16:53	3-18	10-17	9 28 37	20 14 45	6	17	5	2	3	-31	

Technical Fouls: NONE

Tulsa - 76

Record: 7-12 (1-7)

NO. Name	Min	FG	3P	FT	Rebounds	Fouls	TP	AS	TO	ST	Blocks	+/-
		M-A	M-A	M-A	OR DR TOT	PF					BS BA	
41 Jeriah Horne	33:24	8-12	4-5	3-3	1 5 6	2 4 23	1	0	2	1	0	28
12 Nikita Konstantinovskiy	14:14	2-3	0-0	2-2	1 4 5	1 2 6	0	0	0	0	0	19
1 Sam Griffin	32:32	8-17	3-7	2-4	0 2 2	0 3 21	2	3	4	0	1	27
11 Darien Jackson	22:49	3-6	0-2	2-4	1 1 2	2 4 8	1	2	0	0	0	7
31 LaDarius Draine	23:43	2-7	1-6	0-0	0 5 5	0 0 5	2	1	0	0	0	11
25 Rey Idowu	17:19	0-3	0-0	1-4	1 3 4	3 4 1	0	0	0	0	0	4
0 Curtis Haywood II	16:22	1-3	0-1	0-0	0 1 1	1 0 2	4	0	1	1	0	20
10 Tim Dalger	15:03	1-2	0-0	0-0	1 1 2	2 1 2	0	1	0	0	0	11
14 Anthony Pritchard	18:21	1-3	0-1	2-2	1 1 2	3 1 4	3	0	0	0	0	15
3 Sterling Gaston-Chapman	03:22	1-1	0-0	0-2	0 1 1	0 1 2	0	0	0	1	0	5
5 Peyton Urbancic	01:57	0-2	0-1	0-0	0 1 1	0 0 0	0	0	0	1	0	4
23 Ari Seals	00:54	1-1	0-0	0-0	1 0 1	0 0 2	0	0	0	0	0	4
Team					1 5 6		0					
Totals	29:60	8-23	12-21	8 30 38	14 20 76	13	7	8	3	2	31	

Technical Fouls: NONE

	USF	TLS
Biggest lead	1 (1 st 18:56)	31 (2 nd 0:04)
Best Scoring Run	4 (1 st 15:08)	8 (1 st 1:34)
Lead Changes	1	0
Times Tied	0	0
Time with Lead	00:33	38:23

GAME 18: SMU 74 — USF 54



Official Basketball Box Score - Final
SMU at South Fla.
01/26/22 Youngling Center, Tampa, Fla.
2021-22 Men's Basketball

Game Time: 7:00 PM
Game Duration: 1:52
Attendance: 1,849

Officials: Todd Austin, DJ Carstensen, Chris Beaver

SMU - 74

Record: 15-4 (6-1)

NO. Name	Min	FG	3P	FT	Rebounds	Fouls	TP	AS	TO	ST	Blocks	+/-
		M-A	M-A	M-A	OR DR TOT	PF					BS BA	
50 Marcus Weathers	24:37	6-7	1-1	4-4	1 3 4	1 3 17	2	0	1	0	0	11
3 Kendrick Davis	30:54	3-11	0-6	7-7	0 6 6	2 5 13	5	3	1	0	0	17
5 Emmanuel Bandomel	29:29	4-10	4-10	0-1	0 2 2	1 1 12	2	1	0	1	0	20
10 Zach Nutall	20:49	1-4	1-2	0-0	0 4 4	2 0 3	2	1	0	0	0	15
23 Michael Weathers	24:02	2-5	1-2	2-2	1 4 5	2 3 7	2	5	2	0	0	16
1 Zhuric Phelps	25:01	2-5	1-3	0-0	1 2 3	2 1 5	2	1	1	0	0	16
25 Tristan Clark	12:28	3-4	0-0	3-4	2 1 3	2 2 9	1	1	0	0	1	12
2 Jalen Smith	10:31	1-2	0-1	0-0	0 0 0	1 0 2	1	0	0	0	0	0
33 Franklin Agunanne	01:14	0-0	0-0	0-0	0 0 0	0 0 0	0	0	0	0	0	1
21 Jahmar Young Jr.	14:37	3-3	0-0	0-0	1 1 2	3 1 6	0	1	0	0	0	-5
12 Stefan Todorovic	03:56	0-1	0-1	0-0	0 1 1	0 0 0	0	0	0	0	0	-4
15 Darius McBride	02:22	0-0	0-0	0-0	0 1 1	0 0 0	0	0	0	0	0	1
Team					2 1 3		0					
Totals	25:52	8-26	16-18	8 26 34	16 16 74	17	13	5	1	1	20	

Technical Fouls: NONE

South Fla. - 54

Record: 6-12 (1-5)

NO. Name	Min	FG	3P	FT	Rebounds	Fouls	TP	AS	TO	ST	Blocks	+/-
		M-A	M-A	M-A	OR DR TOT	PF					BS BA	
4 Jalyn McCreary	13:40	2-3	0-0	0-0	1 1 2	2 0 4	0	3	1	0	0	-16
20 Sam Hines Jr.	23:01	2-3	0-0	2-2	0 0 2	2 2 6	0	1	2	0	0	-18
54 Russel Tchewa	26:12	2-5	0-0	0-3	1 4 5	2 2 4	0	2	1	0	0	-17
1 Javon Greene	32:43	4-12	2-7	0-0	1 5 6	0 3 10	1	3	3	0	0	-17
23 Caleb Murphy	29:51	7-16	0-0	0-1	2 1 3	3 0 14	2	1	0	0	0	-19
5 Jake Boggs	10:38	0-1	0-1	0-0	1 2 3	0 0 1	0	0	2	1	0	-4
24 Jamir Chaplin	19:42	5-8	1-2	0-0	1 1 2	3 1 11	0	1	0	0	0	-3
14 Bayron Matos	13:48	0-1	0-0	0-2	1 0 1	2 2 0	0	1	0	0	0	-3
11 Trey Moss	14:41	1-3	1-2	1-4	1 1 2	1 2 4	2	1	0	0	0	1
10 Serrel Smith Jr.	10:29	0-6	0-3	1-2	0 1 1	1 1 1	0	0	0	0	0	-6
2 Mark Calleja	05:15	0-1	0-1	0-0	0 1 1	0 0 0	0	1	0	0	0	2
Team					5 3 8		0					
Totals	23:59	4-16	4-14	16 20 36	16 16 54	7	14	9	1	1	20	

Technical Fouls: NONE

	SMU	USF
Biggest lead	24 (2 nd 9:52)	0 (1 st 20:00)
Best Scoring Run	12 (2 nd 16:13)	7 (1 st 2:09)
Lead Changes	0	0
Times Tied	2	0
Time with Lead	37:43	00:00

GAME 20: UCF 68 — USF 49



Official Basketball Box Score - Final
South Fla. at UCF
02/03/22 Addition Financial Arena, Orlando
2021-22 Men's Basketball

Game Time: 7:00 PM
Game Duration: 2:00
Attendance: 6,722

Officials: Chuck Jones, Michael Roberts, Ron Groover

South Fla. - 49

Record: 6-14 (1-7)

SEASON BOX SCORES

GAME 21: USF 52 — TEMPLE 49



Official Basketball Box Score - Final
Temple at South Fla.
 02/07/22 Yungling Center, Tampa, Fla.
 2021-22 Men's Basketball

Game Time: 7:00 PM
 Game Duration: 2:08
 Attendance: 2,046

Officials: Tony Chiazza, Brian O'Connell, Bill Jacobsen

Temple - 49

Record: 13-8 (6-4)

NO. Name	Min	FG	3P	FT	Rebounds	Fouls	TP	AS	TO	ST	Blocks	+/-
		M-A	M-A	M-A	OR DR TOT	PF FD					BS BA	
11 Nick Jourdain	F 21:38	1-4	1-2	0-0	4 3 7	3 2 3	1	2	1	2	1	-10
14 Arashma Parks	F 14:12	1-1	0-0	0-0	2 2 4	4 0 2	0	1	0	0	0	-1
1 Damian Dunn	G 33:36	4-14	1-4	2-2	0 3 3	4 3 11	4	3	0	0	0	2
2 Jahil White	G 32:16	1-6	0-2	2-2	2 6 8	3 2 4	1	4	0	1	1	0
25 Jeremiah Williams	G 11:40	2-3	0-0	0-0	0 0 0	0 0 4	0	0	0	0	0	-2
21 Emmanuel Okpomo	G 03:27	1-1	0-0	0-0	0 0 0	1 0 2	0	0	0	0	1	-2
13 Tal Strickland	29:41	1-8	1-2	0-2	0 1 1	1 2 3	2	1	1	1	2	2
24 Zach Hicks	19:47	3-6	2-5	0-3	0 9 9	2 3 8	1	2	1	0	0	-6
4 Hysier Miller	19:52	3-5	1-1	0-1	2 4 6	1 1 7	1	7	2	2	0	-4
3 Sage Tolbert	12:09	1-1	0-0	3-4	0 3 3	0 2 5	0	1	1	0	0	8
23 Quincy Ademokoya	01:42	0-0	0-0	0-0	0 0 0	0 0 0	0	0	0	0	0	-2
Team					1 2 3		0	2				
Totals		18-49	6-16	7-14	11 33 44	19 15 49	10	18	6	5	5	-3

Technical Fouls: NONE

South Fla. - 52

Record: 7-14 (2-7)

NO. Name	Min	FG	3P	FT	Rebounds	Fouls	TP	AS	TO	ST	Blocks	+/-
		M-A	M-A	M-A	OR DR TOT	PF FD					BS BA	
15 Corey Walker Jr.	F 27:11	1-4	0-1	3-4	0 3 3	2 2 5	3	2	2	2	0	11
54 Russel Tchewa	C 31:37	6-10	0-0	1-4	1 3 4	3 4 13	0	3	0	0	1	-6
1 Javon Greene	G 34:22	1-8	1-5	3-4	0 3 3	2 7 6	1	0	2	1	1	5
23 Caleb Murphy	G 36:35	5-14	0-1	0-0	0 4 4	1 0 10	3	0	1	1	1	5
24 Jamir Chaplin	G 36:21	5-10	0-2	4-5	1 3 4	1 3 14	2	1	1	0	2	8
14 Bayron Matos	04:52	0-1	0-0	0-0	1 0 1	2 1 0	0	0	1	0	0	0
20 Sam Hines Jr.	10:36	0-2	0-0	0-0	0 3 3	3 0 0	1	0	1	0	0	1
3 DJ Patrick	05:19	0-0	0-0	0-0	0 1 1	0 0 0	0	0	0	0	0	-2
10 Serrel Smith Jr.	02:21	0-1	0-0	0-0	0 1 1	0 0 0	0	0	0	0	0	-2
11 Trey Moss	03:25	0-1	0-1	0-0	0 0 0	0 0 0	0	0	0	0	0	-2
5 Jake Boggs	07:21	2-4	0-2	0-2	1 1 2	1 2 4	0	0	0	1	0	-3
Team					4 1 5		0					
Totals		20-55	1-12	11-19	8 23 31	15 19 52	10	9	7	5	5	3

Technical Fouls: NONE

	TEM	USF
Biggest lead	4 (2 nd 2:31)	6 (1 st 12:44)
Best Scoring Run	6 (1 st 6:01)	7 (2 nd 0:02)
Lead Changes	6	
Times Tied	8	
Time with Lead	06:46	26:05

Points from Turnovers	TEM	USF
	8	9
Paint	16	30
Second Chance	6	10
Fast Breaks	7	4
Bench	25	4

Period by Period Scoring	1st	2nd	TOT
TEM	20	29	49
USF	22	30	52

GAME 22: CINCINNATI 70 — USF 59



Official Basketball Box Score - Final
Cincinnati at South Fla.
 02/09/22 Yungling Center, Tampa, Fla.
 2021-22 Men's Basketball

Game Time: 7:00 PM
 Game Duration: 2:07
 Attendance: 2,011

Officials: Jerry Heater, Job Hartness, Courtney Green

Cincinnati - 70

Record: 16-7 (6-4)

NO. Name	Min	FG	3P	FT	Rebounds	Fouls	TP	AS	TO	ST	Blocks	+/-
		M-A	M-A	M-A	OR DR TOT	PF FD					BS BA	
00 Abdul Ado	F 22:35	1-1	0-0	3-6	3 5 8	2 6 5	0	2	2	3	0	3
5 David DeJulius	G 31:44	9-14	4-7	2-2	1 1 2	1 2 24	2	4	0	0	0	19
15 John Newman III	G 27:26	1-5	1-2	1-2	2 3 5	2 2 4	1	2	2	0	1	7
23 Mika Adams-Woods	G 29:59	2-6	0-2	2-2	1 2 3	1 2 6	3	2	0	0	0	-4
24 Jeremiah Davenport	G 30:29	4-8	3-5	3-5	0 6 6	2 2 14	1	1	0	0	0	16
33 Ody Oguama	08:03	1-1	0-0	0-1	0 2 2	4 1 2	0	0	0	0	0	3
3 Mike Saunders Jr.	16:47	3-4	1-2	3-4	0 0 0	1 2 10	1	1	0	0	0	8
45 Mason Madsen	09:00	1-5	1-2	0-0	0 1 1	2 2 3	1	1	2	0	0	11
25 Hayden Koval	16:18	1-5	0-1	0-0	0 3 3	2 1 2	0	1	1	1	1	-1
30 Viktor Lakhin	02:35	0-0	0-0	0-0	0 0 0	0 0 0	0	0	2	1	0	1
32 Jarrett Hensley	05:04	0-0	0-0	0-0	0 1 1	0 0 0	0	0	0	0	0	-8
Team					4 2 6		0	3				
Totals		23-49	10-21	14-22	11 26 37	17 20 70	9	19	8	4	2	11

Technical Fouls: NONE

South Fla. - 59

Record: 7-15 (3-8)

NO. Name	Min	FG	3P	FT	Rebounds	Fouls	TP	AS	TO	ST	Blocks	+/-
		M-A	M-A	M-A	OR DR TOT	PF FD					BS BA	
15 Corey Walker Jr.	F 12:59	0-4	0-0	0-2	0 1 1	1 1 0	0	1	0	0	0	-1
54 Russel Tchewa	C 25:39	4-9	0-0	1-3	1 3 4	3 3 9	0	3	0	0	0	-5
1 Javon Greene	G 35:09	2-7	1-3	3-3	1 3 4	1 4 8	5	2	3	0	0	-12
23 Caleb Murphy	G 25:20	4-7	0-0	2-4	0 4 4	4 2 10	2	3	0	0	0	7
24 Jamir Chaplin	G 27:02	5-9	0-1	0-0	4 2 6	4 2 10	2	0	3	1	1	6
20 Sam Hines Jr.	21:38	3-5	0-0	6-7	1 3 4	2 4 12	0	3	0	1	1	-4
3 DJ Patrick	10:15	1-3	0-1	0-0	0 0 0	1 0 2	0	1	0	0	0	-7
14 Bayron Matos	08:03	0-1	0-0	0-0	0 0 0	2 0 0	0	0	0	0	0	-6
11 Trey Moss	14:40	1-2	0-1	0-0	0 1 1	1 0 2	1	0	0	0	0	-8
5 Jake Boggs	12:01	1-3	0-1	0-0	0 1 1	1 0 2	0	0	2	0	0	18
10 Serrel Smith Jr.	07:44	1-5	0-2	2-2	1 1 2	0 1 4	0	0	0	0	0	-7
Team					2 1 3		0	0				
Totals		22-55	1-9	14-21	10 20 30	20 17 59	10	13	8	2	4	-11

Technical Fouls: NONE

	CIN	USF
Biggest lead	13 (2 nd 5:56)	2 (1 st 18:14)
Best Scoring Run	8 (1 st 0:22)	8 (2 nd 15:02)
Lead Changes	7	
Times Tied	9	
Time with Lead	30:41	02:46

Points from Turnovers	CIN	USF
	15	17
Paint	20	30
Second Chance	6	11
Fast Breaks	4	6
Bench	17	22

Period by Period Scoring	1st	2nd	TOT
CIN	35	35	70
USF	26	33	59

GAME 23: WICHITA STATE 73 — USF 69



Official Basketball Box Score - Final
South Fla. at Wichita St.
 02/12/22 Charles Koch Arena, Wichita, Kan.
 2021-22 Men's Basketball

Game Time: 7:05 PM
 Game Duration: 2:19
 Attendance: 8,312

Officials: John Hampton, Darron George, Zelon Steed

South Fla. - 69

Record: 7-16 (2-9)

NO. Name	Min	FG	3P	FT	Rebounds		Fouls	TP	AS	TO	ST	Blocks	+/-		
		M-A	M-A	M-A	OR	DR	TOT	PF	FD			BS	BA		
20 Sam Hines Jr.	F 23:29	2-7	0-0	1-1	0	2	2	2	1	5	1	2	0	13	
54 Russel Tchewa	C 34:10	4-7	0-0	4-5	0	4	4	4	12	0	4	1	0	-15	
1 Javon Greene	G 34:03	4-11	3-8	4-4	2	4	6	5	15	2	2	3	1	6	
23 Caleb Murphy	G 38:04	7-17	1-3	0-0	2	3	5	1	15	2	3	0	2	-7	
24 Jamir Chaplin	G 23:21	2-4	0-1	3-4	1	0	1	0	3	7	2	0	0	-3	
5 Jake Boggs	12:46	0-2	0-2	0-0	0	1	1	0	0	0	1	0	0	-3	
15 Corey Walker Jr.	18:56	4-6	1-1	0-0	0	5	6	11	4	9	3	0	4	12	
3 DJ Patrick	09:44	2-5	2-3	0-0	0	2	2	0	6	0	1	0	0	-1	
11 Trey Moss	01:56	0-1	0-0	0-0	0	0	0	1	0	0	1	0	0	-3	
10 Serrel Smith Jr.	03:31	0-0	0-0	0-0	0	0	0	1	0	0	0	0	0	-2	
Team					2	1	3			0	1				
Totals		25-60	7-18	12-14	12	23	35	18	14	69	14	14	8	5	-4

Technical Fouls:NON

Technical Fouls: NONE

Wichita St. - 73

Record: 13-9 (4-6)

NO. Name	Min	FG	3P	FT	Rebounds	Fouls	TP	AS	TO	ST	Blocks	+/-
		M-A	M-A	M-A	OR DR TOT	PF FD					BS BA	
24 Morris Udeze	F 24:05	3-7	0-0	0-1	0 5 5	4 3 6	4	1	0	1	1	-4
32 Joe Pleasant	F 13:45	1-2	1-2	0-0	0 0 0	0 0 3	0	1	2	1	0	9
0 Dexter Dennis	G 32:47	4-10	4-7	2-2	1 3 4	2 3 14	3	1	1	1	0	14
1 Tyson Etienne	G 37:18	3-12	2-9	4-4	1 3 4	4 3 12	2	2	2	0	2	9
3 Craig Porter Jr.	G 32:42	3-5	2-3	3-4	1 6 7	0 2 11	6	4	2	1	0	5
4 Ricky Council IV	25:11	7-14	1-3	3-3	3 2 5	1 2 18	1	1	1	1	1	2
11 Kenny Pohto	15:16	1-4	1-3	0-0	1 2 3	1 2 3	0	1	0	0	0	9
2 Chaunce Jenkins	10:18	2-3	0-1	0-0	1 0 1	1 2 4	0	0	1	0	0	-5
5 Clarence "Monzy" Jackson	05:56	0-1	0-0	0-0	0 0 0	1 0 0	0	0	0	0	0	-14
22 Qua Grant	02:42	1-1	0-0	0-2	1 1 2	0 1 2	0	0	0	0	0	-5
Team					3 1 4		0					
Totals		25-59	11-26	12-16	12 23 35	14 18 73	16	11	9	5	5	4

Technical Fouls: NONE

	USF	WICH
Biggest lead	7 (2 nd 7:19)	12 (1 st 12:23)
Best Scoring Run	11 (2 nd 15:08)	7 (1 st 5:53)
Lead Changes	2	
Times Tied	5	
Time with Lead	09:59	25:27

NCAA Statistics South Fla. - 2021-22 Men's Basketball Ranking Summary

Statistic	National Rank	Conference Rank	Value	National Leader	Value	Conference Leader	Value
3-pt Field Goal Attempts (350 ranked)	314	11	419	Eastern Ky.	885	Cincinnati	641
Assist Turnover Ratio (350 ranked)	297	11	0.84	Iowa	1.86	Houston	1.41
Assists Per Game (350 ranked)	322	11	10.7	Arizona	20.1	Memphis	16.1
Blocked Shots Per Game (350 ranked)	115	7	3.7	Auburn	8.4	Memphis	6.0
Defensive Rebounds per Game (350 ranked)	251	9	24.33	Gonzaga	32.74	SMU	28.22
Fewest Fouls (350 ranked)	145	7	397	New Hampshire	302	Wichita St.	348
Fewest Turnovers (350 ranked)	139	7	305	New Hampshire	200	Tulane	241
Field-Goal Percentage (350 ranked)	348	11	37.7	Gonzaga	53.6	Memphis	47.3
Field-Goal Percentage Defense (350 ranked)	94	7	41.6	Houston	36.8	Houston	36.8
Free Throw Attempts (350 ranked)	274	11	377	Iona	612	Memphis	520
Free Throws Made (350 ranked)	303	11	250	Arkansas	441	SMU	354
Free-Throw Percentage (350 ranked)	319	10	66.3	Villanova	82.6	East Carolina	74.8
Offensive Rebounds Per Game (350 ranked)	88	6	11.25	South Carolina St.	14.80	Houston	13.29
Personal Fouls Per Game (350 ranked)	170	7	16.5	Western Ky.	11.9	SMU	15.3
Rebound Margin (350 ranked)	208	8	0.0	Kentucky	10.8	Houston	7.0
Scoring Defense (350 ranked)	60	4	64.8	North Texas	55.5	Houston	58.3
Scoring Margin (350 ranked)	317	11	-7.2	Gonzaga	25.7	Houston	18.1
Scoring Offense (350 ranked)	348	11	57.6	Gonzaga	90.0	Memphis	76.8
Steals Per Game (350 ranked)	215	10	6.2	LSU	11.1	Memphis	8.4
Three Pt FG Defense (350 ranked)	172	8	33.3	UC Irvine	25.9	Houston	29.4
Three-Point Field Goals Per Game (350 ranked)	345	11	4.3	VMI	12.5	SMU	9.1
Three-Point Field-Goal Percentage (350 ranked)	350	11	24.8	South Dakota St.	45.0	Tulane	37.6
Total 3-point FGM (350 ranked)	344	11	104	VMI	324	SMU	209
Total Assists (350 ranked)	315	11	256	Belmont	506	Houston	383
Total Blocks (350 ranked)	125	7	88	Auburn	211	Memphis	139
Total Rebounds (350 ranked)	205	6	854	Kentucky	1,069	Cincinnati	954
Total Rebounds Per Game (350 ranked)	166	8	35.58	Arizona	43.58	Houston	38.96
Total Steals (350 ranked)	217	9	150	LSU	277	Houston	201
Turnover Margin (349 ranked)	196	7	-0.1	Abilene Christian	9.0	Tulane	4.3
Turnovers Forced (350 ranked)	202	9	12.62	Abilene Christian	21.62	Memphis	15.35
Turnovers Per Game (350 ranked)	159	5	12.7	Wisconsin	8.6	Tulane	10.5
Won-Lost Percentage (349 ranked)	305	11	29.2	Murray St.	92.3	Houston	83.3

Statistic	Player	National Rank	Conference Rank	Value	National Leader	Value	Conference Leader	Value
3-pt Field Goal Attempts (345 ranked)					Darius McGhee, Liberty	284	Tyson Etienne, Wichita St.	184
Assist Turnover Ratio (350 ranked)	Caleb Murphy	315	15	1.28	Jacob Gilyard, Richmond	3.81	Mika Adams-Woods, Cincinnati	2.76
Assists Per Game (339 ranked)	Caleb Murphy	333	15	3.0	Yuri Collins, Saint Louis	8.4	Jamal Shead, Houston	5.2
Blocked Shots Per Game (346 ranked)					Walker Kessler, Auburn	4.64	Jalen Duren, Memphis	2.21
Defensive Rebounds per Game (350 ranked)					Fardaws Aimaq, Utah Valley	10.08	Jeriah Horne, Tulsa	5.75
Double Doubles (322 ranked)					Fardaws Aimaq, Utah Valley	21	Jalen Duren, Memphis	5
Field-Goal Percentage (318 ranked)					Zach Edey, Purdue	67.6	Kevin Cross, Tulane	52.4
Free Throw Attempts (343 ranked)					John Hugley, Pittsburgh	189	Kendric Davis, SMU	150
Free Throws Made (342 ranked)					Tanner Holden, Wright St.	150	Kendric Davis, SMU	131
Free-Throw Percentage (350 ranked)	Javon Greene	165	7	79.7	Foster Loyer, Davidson	94.0	Kendric Davis, SMU	87.3
Minutes Per Game (350 ranked)					M.J. Randolph, Florida A&M	38:35	Jaylen Forbes, Tulane	35:59
Offensive Rebounds Per Game (349 ranked)	Russel Tchewa	276	7	2.00	Oscar Tshiebwe, Kentucky	5.27	Josh Carlton, Houston	3.21
Points Per Game (348 ranked)					Peter Kiss, Bryant	23.9	Kendric Davis, SMU	19.1
Rebounds Per Game (350 ranked)					Oscar Tshiebwe, Kentucky	15.3	Jalen Duren, Memphis	7.7
Steals Per Game (346 ranked)	Javon Greene	60	1	1.87	Jacob Gilyard, Richmond	3.19	Javon Greene, South Fla.	1.87
Three-Point Field Goals Per Game (348 ranked)					Darius McGhee, Liberty	4.30	Darin Green Jr., UCF	2.96
Three-Point Field-Goal Percentage (99 ranked)					Kyle Foster, Howard	50.0	Vance Jackson, East Carolina	42.3
Total 3-point FGM (342 ranked)					Darius McGhee, Liberty	116	Darin Green Jr., UCF	68
Total Assists (345 ranked)	Caleb Murphy	321	12	73	Yuri Collins, Saint Louis	211	Jamal Shead, Houston	126
Total Blocks (349 ranked)					Jamarion Sharp, Western Ky.	117	Jalen Duren, Memphis	42
Total Field Goal Attempts (349 ranked)	Caleb Murphy	232	8	285	Darius McGhee, Liberty	454	Sam Griffin, Tulsa	327
Total Field Goals Made (350 ranked)	Caleb Murphy	321	8	119	Darius McGhee, Liberty	210	Jalen Cook, Tulane	134
Total Minutes (350 ranked)					Jacob Gilyard, Richmond	990:49	Jaylen Forbes, Tulane	827:45
Total Points (347 ranked)					Darius McGhee, Liberty	617	Kendric Davis, SMU	439
Total Rebounds (346 ranked)					Oscar Tshiebwe, Kentucky	397	Jeriah Horne, Tulsa	168
Total Steals (329 ranked)	Javon Greene	74	1	43	Jacob Gilyard, Richmond	83	Javon Greene, South Fla.	43
Triple Doubles (2 ranked)					Walker Kessler, Auburn	2		



2021-22 South Fla. Men's Basketball Combined Team Statistics All games

Page 1/1
as of Feb 16, 2022

Game Records

Record	Overall	Home	Away	Neutral
ALL GAMES	7-17	6-7	1-7	0-3
CONFERENCE	2-10	2-4	0-6	0-0
NON-CONFERENCE	5-7	4-3	1-1	0-3

Score by Periods

Team	1st	2nd	OT	TOT
South Fla.	642	740	0	1382
Opponents	754	802	0	1556

Team Box Score

No.	Player				Total		3-Point		F-Throw		Rebounds													
		GP-GS	MIN	AVG	FG-FGA	FG%	3FG-3FGA	3FG%	FT-FTA	FT%	OFF	DEF	TOT	AVG	PF	DQ	A	TO	BLK	STL	PTS	AVG		
23	MURPHY, Caleb	24-24	756:10	31.5	119-285	.418	2-19	.105	40-72	.556	8	69	77	3.2	31	0	73	57	7	17	280	11.7		
1	GREENE, Javon	23-23	699:08	30.4	62-187	.332	35-114	.307	59-74	.797	12	91	103	4.5	42	2	50	47	7	43	218	9.5		
24	CHAPLIN, Jamir	23-20	596:05	25.9	76-181	.420	12-63	.190	45-59	.763	39	63	102	4.4	53	0	31	32	13	21	209	9.1		
54	TCHWEA, Russel	22-20	514:51	23.4	57-127	.449	0-0	.000	35-65	.538	44	73	117	5.3	42	0	8	27	4	7	149	6.8		
4	MCCREARY, Jalyn	16-2	224:39	14.0	37-71	.521	2-3	.667	5-11	.455	19	29	48	3.0	35	1	7	14	12	4	81	5.1		
15	WALKER JR., Corey	14-8	248:31	17.8	22-56	.393	2-14	.143	15-19	.789	15	36	51	3.6	33	1	12	11	14	20	61	4.4		
3	PATRICK, DJ	23-2	327:12	14.2	32-105	.305	24-79	.304	3-5	.600	8	18	26	1.1	25	0	11	13	3	3	91	4.0		
5	BOGGS, Jake	22-9	341:33	15.5	33-99	.333	15-54	.278	4-6	.667	16	40	56	2.5	24	0	8	12	13	8	85	3.9		
20	HINES JR., Sam	24-7	408:18	17.0	31-96	.323	0-9	.000	17-24	.708	25	53	78	3.3	52	0	15	28	10	17	79	3.3		
10	SMITH JR., Serrel	21-1	197:31	9.4	21-73	.288	7-34	.206	17-22	.773	4	12	16	0.8	11	0	6	15	1	4	66	3.1		
14	MATOS, Bayron	21-4	237:47	11.3	12-29	.414	0-0	.000	7-12	.583	23	34	57	2.7	31	0	5	15	4	2	31	1.5		
11	MOSS, Trey	24-0	220:15	9.2	11-46	.239	4-25	.160	1-6	.167	3	18	21	0.9	18	0	27	12	0	3	27	1.1		
2	CALLEJA, Mark	6-0	27:21	4.6	1-6	.167	1-4	.250	2-2	1.000	1	1	2	0.3	0	0	3	2	0	1	5	0.8		
33	EVANS IV, Lamont	1-0	00:40	0.7	0-1	.000	0-1	.000	0-0	.000	0	0	0	0.0	0	0	0	0	0	0	0	0.0		
Team											53	47	100				20							
Total		24	4800		514-1362	.377	104-419	.248	250-377	.663	270	584	854	35.6	397	4	256	305	88	150	1382	57.6		
Opponents		24	4800		545-1311	.416	189-567	.333	277-390	.710	225	628	853	35.5	380	4	313	303	85	134	1556	64.8		

Team Statistics

	USF	OPP
Scoring	1382	1556
Points per game	57.6	64.8
Scoring margin	-7.3	-
Field goals-att	514-1362	545-1311
Field goal pct	.377	.416
3 point fg-att	104-419	189-567
3-point FG pct	.248	.333
3-pt FG made per game	4.3	7.9
Free throws-att	250-377	277-390
Free throw pct	.663	.710
F-Throws made per game	10.4	11.5
Rebounds	854	853
Rebounds per game	35.6	35.5
Rebounding margin	+0.0	-
Assists	256	313
Assists per game	10.7	13.0
Turnovers	305	303
Turnovers per game	12.7	12.6
Turnover margin	-0.1	-
Assist/turnover ratio	0.8	1.0
Steals	150	134
Steals per game	6.3	5.6
Blocks	88	85
Blocks per game	3.7	3.5
Winning streak	0	-
Home win streak	0	-
Attendance	30475	36551
Home games-Avg/Game	13-2344	8-4569
Neutral site-Avg/Game	-	3-2786

Team Results

Date	Opponent		Score	Att.
11/09/2021	Bethune-Cookman	W	75-54	2710
11/13/2021	Ga. Southern	L	41-53	2259
11/15/2021	N.C. A&T	W	56-54	1931
11/19/2021	Auburn	L	52-58	4040
11/24/2021	Hampton	W	58-52	2175
11/29/2021	at Boston College	L	49-64	3718
12/03/2021	South Carolina St.	L	64-65	2143
12/14/2021	Austin Peay	W	60-51	1870
12/18/2021	vs Florida	L	55-66	0
12/22/2021	vs BYU	L	39-54	4463
12/23/2021	at Hawaii	W	76-69	3880
12/25/2021	vs Wyoming	L	57-77	3894
01/05/2022	Houston	L	66-83	2291
01/08/2022	at Tulane	L	54-68	927
01/12/2022	at SMU	L	65-77	3021
01/15/2022	UCF	W	75-51	3072
01/18/2022	at Houston	L	55-74	6959
01/26/2022	SMU	L	54-74	1849
01/29/2022	at Tulsa	L	45-76	3012
02/03/2022	at UCF	L	49-68	6722
02/07/2022	Temple	W	52-49	2046
02/09/2022	Cincinnati	L	59-70	2011
02/12/2022	at Wichita St.	L	69-73	8312
02/15/2022	Tulane	L	57-76	2078



**2021-22 South Fla. Men's Basketball
Team Overall Conference
All games**

Page 1/2
as of Feb 16, 2022

Summary

Player	Overall Statistics										Conference Statistics									
	GP-GS	MIN/G	FG%	3FG%	FT%	R/G	A/G	STL	BLK	PTS/G	GP-GS	MIN/G	FG%	3FG%	FT%	R/G	A/G	STL	BLK	PTS/G
MURPHY, Caleb	24-24	31.5	.418	.105	.556	3.2	3.0	17	7	11.7	12-12	31.1	.397	.182	.542	3.3	2.8	4	3	10.6
GREENE, Javon	23-23	30.4	.332	.307	.797	4.5	2.2	43	7	9.5	11-11	31.3	.303	.290	.769	4.5	2.4	18	4	8.4
CHAPLIN, Jamir	23-20	25.9	.420	.190	.763	4.4	1.3	21	13	9.1	11-10	27.9	.495	.250	.813	4.3	1.7	9	4	11.3
TCHEWA, Russel	22-20	23.4	.449	.000	.538	5.3	0.4	7	4	6.8	12-12	24.9	.493	.000	.511	5.4	0.0	5	1	8.1
MCCREARY, Jalyn	16-2	14.0	.521	.667	.455	3.0	0.4	4	12	5.1	6-2	14.5	.667	.000	.400	2.8	0.7	1	1	6.3
WALKER JR., Corey	14-8	17.8	.393	.143	.789	3.6	0.9	20	14	4.4	9-6	20.9	.372	.250	.733	4.4	1.2	14	13	5.0
PATRICK, DJ	23-2	14.2	.305	.304	.600	1.1	0.5	3	3	4.0	11-0	12.0	.364	.375	.500	0.9	0.5	0	0	4.1
BOGGS, Jake	22-9	15.5	.333	.278	.667	2.5	0.4	8	13	3.9	10-2	12.5	.235	.200	.000	1.5	0.3	5	6	2.0
HINES JR., Sam	24-7	17.0	.323	.000	.708	3.3	0.6	17	10	3.3	12-4	16.5	.333	.000	.765	2.9	1.2	10	4	3.8
SMITH JR., Serrel	21-1	9.4	.288	.206	.773	0.8	0.3	4	1	3.1	11-1	8.8	.220	.227	.824	0.8	0.4	1	0	3.4
MATOS, Bayron	21-4	11.3	.414	.000	.583	2.7	0.2	2	4	1.5	9-0	12.4	.308	.000	.375	3.3	0.2	2	0	1.2
MOSS, Trey	24-0	9.2	.239	.160	.167	0.9	1.1	3	0	1.1	12-0	9.2	.217	.250	.250	0.9	1.3	1	0	1.2
CALLEJA, Mark	6-0	4.6	.167	.250	1.000	0.3	0.5	1	0	0.8	6-0	4.6	.167	.250	1.000	0.3	0.5	1	0	0.8
EVANS IV, Lamont	1-0	0.7	.000	.000	.000	0.0	0.0	0	0	0.0	1-0	0.7	.000	.000	.000	0.0	0.0	0	0	0.0
Totals	24		.377	.248	.663	35.6	10.7	150	88	57.6	12		.382	.267	.648	35.3	11.8	71	36	58.3
Opponent	24		.416	.333	.710	35.5	13.0	134	85	64.8	12		.446	.359	.725	35.0	14.3	77	41	69.9

Scoring

Player	Overall Statistics								Conference Statistics							
	FG-FGA	FG%	3FG-3FGA	3FG%	FT-FTA	FT%	PTS	PTS/G	FG-FGA	FG%	3FG-3FGA	3FG%	FT-FTA	FT%	PTS	PTS/G
MURPHY, Caleb	119-285	.418	2-19	.105	40-72	.556	280	11.7	56-141	.397	2-11	.182	13-24	.542	127	10.6
GREENE, Javon	62-187	.332	35-114	.307	59-74	.797	218	9.5	27-89	.303	18-62	.290	20-26	.769	92	8.4
CHAPLIN, Jamir	76-181	.420	12-63	.190	45-59	.763	209	9.1	45-91	.495	8-32	.250	26-32	.813	124	11.3
TCHEWA, Russel	57-127	.449	0-0	.000	35-65	.538	149	6.8	37-75	.493	0-0	.000	23-45	.511	97	8.1
MCCREARY, Jalyn	37-71	.521	2-3	.667	5-11	.455	81	5.1	18-27	.667	0-0	.000	2-5	.400	38	6.3
WALKER JR., Corey	22-56	.393	2-14	.143	15-19	.789	61	4.4	16-43	.372	2-8	.250	11-15	.733	45	5.0
PATRICK, DJ	32-105	.305	24-79	.304	3-5	.600	91	4.0	16-44	.364	12-32	.375	1-2	.500	45	4.1
BOGGS, Jake	33-99	.333	15-54	.278	4-6	.667	85	3.9	8-34	.235	4-20	.200	0-2	.000	20	2.0
HINES JR., Sam	31-96	.323	0-9	.000	17-24	.708	79	3.3	16-48	.333	0-2	.000	13-17	.765	45	3.8
SMITH JR., Serrel	21-73	.288	7-34	.206	17-22	.773	66	3.1	9-41	.220	5-22	.227	14-17	.824	37	3.4
MATOS, Bayron	12-29	.414	0-0	.000	7-12	.583	31	1.5	4-13	.308	0-0	.000	3-8	.375	11	1.2
MOSS, Trey	11-46	.239	4-25	.160	1-6	.167	27	1.1	5-23	.217	3-12	.250	1-4	.250	14	1.2
CALLEJA, Mark	1-6	.167	1-4	.250	2-2	1.000	5	0.8	1-6	.167	1-4	.250	2-2	1.000	5	0.8
EVANS IV, Lamont	0-1	.000	0-1	.000	0-0	.000	0	0.0	0-1	.000	0-1	.000	0-0	.000	0	0.0
Totals	514-1362	.377	104-419	.248	250-377	.663	1382	57.6	258-676	.382	55-206	.267	129-199	.648	700	58.3
Opponent	545-1311	.416	189-567	.333	277-390	.710	1556	64.8	295-662	.446	101-281	.359	148-204	.725	839	69.9



**2021-22 South Fla. Men's Basketball
Team Game-by-Game
All games**

Page 1/1
as of Feb 16, 2022

				Total		3-Pointers		Free throws		Rebounds											
Opponent	Date	Score		FG-FGA	PCT	3FG-3FGA	PCT	FT-FTA	PCT	OFF	DEF	TOT	AVG	PF	A	TO	BLK	STL	PTS	AVG	
Bethune-Cookman	11/09/2021	75-54	W	28-54	.519	3-13	.231	16-23	.696	5	30	35	35.0	9	15	7	3	6	75	75.0	
Ga. Southern	11/13/2021	41-53	L	15-57	.263	7-31	.226	4-8	.500	18	16	34	34.5	14	11	14	2	7	41	58.0	
N.C. A&T	11/15/2021	56-54	W	19-59	.322	5-22	.227	13-20	.650	15	31	46	38.3	11	13	13	6	8	56	57.3	
Auburn	11/19/2021	52-58	L	21-60	.350	6-18	.333	4-10	.400	12	21	33	37.0	16	8	11	5	7	52	56.0	
Hampton	11/24/2021	58-52	W	24-58	.414	6-20	.300	4-5	.800	11	26	37	37.0	14	11	13	3	8	58	56.4	
at Boston College	11/29/2021	49-64	L	20-56	.357	4-16	.250	5-11	.455	15	26	41	37.7	16	7	13	8	2	49	55.2	
South Carolina St.	12/03/2021	64-65	L	22-59	.373	4-18	.222	16-19	.842	9	33	42	38.3	15	9	10	7	6	64	56.4	
Austin Peay	12/14/2021	60-51	W	19-48	.396	2-15	.133	20-29	.690	10	31	41	38.6	18	14	16	6	6	60	56.9	
vs Florida	12/18/2021	55-66	L	24-57	.421	2-11	.182	5-7	.714	7	20	27	37.3	14	9	12	5	11	55	56.7	
vs BYU	12/22/2021	39-54	L	16-62	.258	2-21	.095	5-7	.714	12	18	30	36.6	17	4	7	1	7	39	54.9	
at Hawaii	12/23/2021	76-69	W	26-60	.433	6-16	.375	18-27	.667	15	20	35	36.5	23	9	9	4	9	76	56.8	
vs Wyoming	12/25/2021	57-77	L	22-56	.393	2-12	.167	11-12	.917	8	22	30	35.9	24	5	12	2	2	57	56.8	
Houston	01/05/2022	66-83	L	22-59	.373	7-20	.350	15-20	.750	12	19	31	35.5	17	12	8	2	1	66	57.5	
at Tulane	01/08/2022	54-68	L	21-53	.396	4-20	.200	8-13	.615	9	28	37	35.6	22	15	17	3	5	54	57.3	
at SMU	01/12/2022	65-77	L	25-52	.481	3-12	.250	12-17	.706	5	19	24	34.9	17	13	12	6	4	65	57.8	
UCF	01/15/2022	75-51	W	26-62	.419	8-24	.333	15-22	.682	21	32	53	36.0	15	17	19	4	9	75	58.9	
at Houston	01/18/2022	55-74	L	20-57	.351	7-22	.318	8-12	.667	11	28	39	36.2	17	14	17	3	8	55	58.6	
SMU	01/26/2022	54-74	L	23-59	.390	4-16	.250	4-14	.286	16	20	36	36.2	16	7	14	1	9	54	58.4	
at Tulsa	01/29/2022	45-76	L	16-53	.302	3-18	.167	10-17	.588	9	28	37	36.2	20	6	17	2	5	45	57.7	
at UCF	02/03/2022	49-68	L	18-53	.340	2-13	.154	11-19	.579	8	24	32	36.0	17	11	13	1	5	49	57.3	
Temple	02/07/2022	52-49	W	20-55	.364	1-12	.083	11-19	.579	8	23	31	35.8	15	10	9	5	7	52	57.0	
Cincinnati	02/09/2022	59-70	L	22-55	.400	1-9	.111	14-21	.667	10	20	30	35.5	20	10	13	2	8	59	57.1	
at Wichita St.	02/12/2022	69-73	L	25-60	.417	7-18	.389	12-14	.857	12	23	35	35.5	18	14	14	5	8	69	57.6	
Tulane	02/15/2022	57-76	L	20-58	.345	8-22	.364	9-11	.818	12	26	38	35.6	12	12	15	2	2	57	57.6	
Total		1382		514-1362	.377	104-419	.248	250-377	.663	270	584	854	35.6	397	256	305	88	150	1382	57.6	
Opponents		1556		545-1311	.416	189-567	.333	277-390	.710	225	628	853	35.5	380	313	303	85	134	1556	64.8	

South Fla. Averages

Games Played	Points/game	FG Pct	3FG Pct	FT Pct	Rebounds/game	Assists/game	Turnovers/game	Assist/Turnover ratio	Steals/game	Blocks/game
24	57.6	37.7	24.8	66.3	35.6	10.7	12.7	0.8	6.3	3.7



2021-22 South Fla. Men's Basketball Opponents Game-by-Game All games

Page 1/1
as of Feb 16, 2022

				Total		3-Pointers		Free throws		Rebounds											
Opponent	Date	Score		FG-FGA	PCT	3FG-3FGA	PCT	FT-FTA	PCT	OFF	DEF	TOT	AVG	PF	A	TO	BLK	STL	PTS	AVG	
Bethune-Cookman	11/09/2021	75-54	W	22-59	.373	5-23	.217	5-6	.833	6	25	31	31.0	22	12	11	4	5	54	54.0	
Ga. Southern	11/13/2021	41-53	L	20-44	.455	5-17	.294	8-12	.667	10	26	36	33.5	15	9	18	2	8	53	53.5	
N.C. A&T	11/15/2021	56-54	W	23-61	.377	5-24	.208	3-5	.600	9	29	38	35.0	17	12	12	8	4	54	53.7	
Auburn	11/19/2021	52-58	L	21-61	.344	5-26	.192	11-16	.688	17	27	44	37.3	15	12	14	7	6	58	54.8	
Hampton	11/24/2021	58-52	W	18-52	.346	10-24	.417	6-11	.545	11	23	34	36.6	11	10	14	2	5	52	54.2	
at Boston College	11/29/2021	49-64	L	24-54	.444	5-15	.333	11-16	.688	8	24	32	35.8	12	15	6	6	6	64	55.8	
South Carolina St.	12/03/2021	64-65	L	21-64	.328	13-31	.419	10-16	.625	12	30	42	36.7	19	15	10	5	2	65	57.1	
Austin Peay	12/14/2021	60-51	W	16-51	.314	7-29	.241	12-18	.667	8	25	33	36.3	22	8	16	0	9	51	56.4	
vs Florida	12/18/2021	55-66	L	23-59	.390	8-26	.308	12-15	.800	18	27	45	37.2	9	12	17	6	3	66	57.4	
vs BYU	12/22/2021	39-54	L	18-50	.360	6-22	.273	12-16	.750	14	34	48	38.3	13	11	16	2	1	54	57.1	
at Hawaii	12/23/2021	76-69	W	20-45	.444	9-25	.360	20-29	.690	4	18	22	36.8	22	13	15	1	5	69	58.2	
vs Wyoming	12/25/2021	57-77	L	24-49	.490	10-24	.417	19-26	.731	4	24	28	36.1	12	13	9	1	3	77	59.8	
Houston	01/05/2022	66-83	L	30-58	.517	7-21	.333	16-23	.696	12	28	40	36.4	21	21	6	6	3	83	61.5	
at Tulane	01/08/2022	54-68	L	19-52	.365	8-25	.320	22-25	.880	6	23	29	35.9	12	10	10	1	6	68	62.0	
at SMU	01/12/2022	65-77	L	28-55	.509	9-21	.429	12-15	.800	8	24	32	35.6	16	16	11	1	7	77	63.0	
UCF	01/15/2022	75-51	W	19-57	.333	2-20	.100	11-14	.786	8	18	26	35.0	17	9	15	3	5	51	62.3	
at Houston	01/18/2022	55-74	L	27-60	.450	9-25	.360	11-18	.611	9	27	36	35.1	15	19	9	7	6	74	62.9	
SMU	01/26/2022	54-74	L	25-52	.481	8-26	.308	16-18	.889	8	26	34	35.0	16	17	13	1	5	74	63.6	
at Tulsa	01/29/2022	45-76	L	28-60	.467	8-23	.348	12-21	.571	8	30	38	35.2	14	13	7	3	8	76	64.2	
at UCF	02/03/2022	49-68	L	24-56	.429	14-32	.438	6-9	.667	11	31	42	35.5	18	13	19	3	6	68	64.4	
Temple	02/07/2022	52-49	W	18-49	.367	6-16	.375	7-14	.500	11	33	44	35.9	19	10	18	5	6	49	63.7	
Cincinnati	02/09/2022	59-70	L	23-49	.469	10-21	.476	14-22	.636	11	26	37	36.0	17	9	19	4	8	70	64.0	
at Wichita St.	02/12/2022	69-73	L	25-59	.424	11-28	.393	12-16	.750	12	23	35	35.9	14	16	11	5	9	73	64.3	
Tulane	02/15/2022	57-76	L	29-55	.527	9-23	.391	9-9	1.000	0	27	27	35.5	12	18	7	2	8	76	64.8	
Total		1556		545-1311	.416	189-567	.333	277-390	.710	225	628	853	35.5	380	313	303	85	134	1556	64.8	
South Fla.		1382		514-1362	.377	104-419	.248	250-377	.663	270	584	854	35.6	397	256	305	88	150	1382	57.6	

Opponents Averages

Games Played	Points/game	FG Pct	3FG Pct	FT Pct	Rebounds/game	Assists/game	Turnovers/game	Assist/Turnover ratio	Steals/game	Blocks/game
24	64.8	41.6	33.3	71.0	35.5	13.0	12.6	1.0	5.6	3.5



**2021-22 South Fla. Men's Basketball
Team High/Low Analysis
All games**

Page 1/4
as of Feb 16, 2022

South Fla. - Game Highs

POINTS	76		at Hawaii (12/23/2021)
	75		UCF (01/15/2022)
	75		Bethune-Cookman (11/09/2021)
	69		at Wichita St. (02/12/2022)
	66		Houston (01/05/2022)
FIELD GOALS MADE	28		Bethune-Cookman (11/09/2021)
	26		UCF (01/15/2022)
	26		at Hawaii (12/23/2021)
FIELD GOAL ATTEMPTS	62		UCF (01/15/2022)
	62		vs BYU (N) (12/22/2021)
FIELD GOAL PERCENTAGE	.519	(28-54)	Bethune-Cookman (11/09/2021)
	.481	(25-52)	at SMU (01/12/2022)
3 PT FG MADE	8		Tulane (02/15/2022)
	8		UCF (01/15/2022)
3 PT FG ATTEMPTS	31		Ga. Southern (11/13/2021)
	24		UCF (01/15/2022)
3 PT FG PERCENTAGE	.389	(7-18)	at Wichita St. (02/12/2022)
	.375	(6-16)	at Hawaii (12/23/2021)
FREE THROWS MADE	20		Austin Peay (12/14/2021)
	18		at Hawaii (12/23/2021)
FREE THROW ATTEMPTS	29		Austin Peay (12/14/2021)
	27		at Hawaii (12/23/2021)
FREE THROW PERCENTAGE	.917	(11-12)	vs Wyoming (N) (12/25/2021)
	.857	(12-14)	at Wichita St. (02/12/2022)
REBOUNDS	53		UCF (01/15/2022)
	46		N.C. A&T (11/15/2021)
ASSISTS	17		UCF (01/15/2022)
	15		at Tulane (01/08/2022)
	15		Bethune-Cookman (11/09/2021)
STEALS	11		vs Florida (N) (12/18/2021)
	9		SMU (01/26/2022)
	9		UCF (01/15/2022)
	9		at Hawaii (12/23/2021)
BLOCKED SHOTS	8		at Boston College (11/29/2021)
	7		South Carolina St. (12/03/2021)
TURNOVERS	19		UCF (01/15/2022)
	17		at Tulsa (01/29/2022)
	17		at Houston (01/18/2022)
	17		at Tulane (01/08/2022)
FOULS	24		vs Wyoming (N) (12/25/2021)
	23		at Hawaii (12/23/2021)



**2021-22 South Fla. Men's Basketball
Team High/Low Analysis
All games**

Page 2/4
as of Feb 16, 2022

Opponent - Game Highs

POINTS	83		Houston (01/05/2022)
	77		at SMU (01/12/2022)
	77		vs Wyoming (N) (12/25/2021)
	76		Tulane (02/15/2022)
	76		at Tulsa (01/29/2022)
FIELD GOALS MADE	30		Houston (01/05/2022)
	29		Tulane (02/15/2022)
FIELD GOAL ATTEMPTS	64		South Carolina St. (12/03/2021)
	61		Auburn (11/19/2021)
	61		N.C. A&T (11/15/2021)
FIELD GOAL PERCENTAGE	.527	(29-55)	Tulane (02/15/2022)
	.517	(30-58)	Houston (01/05/2022)
3 PT FG MADE	14		at UCF (02/03/2022)
	13		South Carolina St. (12/03/2021)
3 PT FG ATTEMPTS	32		at UCF (02/03/2022)
	31		South Carolina St. (12/03/2021)
3 PT FG PERCENTAGE	.476	(10-21)	Cincinnati (02/09/2022)
	.438	(14-32)	at UCF (02/03/2022)
FREE THROWS MADE	22		at Tulane (01/08/2022)
	20		at Hawaii (12/23/2021)
FREE THROW ATTEMPTS	29		at Hawaii (12/23/2021)
	26		vs Wyoming (N) (12/25/2021)
FREE THROW PERCENTAGE	1.000	(9-9)	Tulane (02/15/2022)
	.889	(16-18)	SMU (01/26/2022)
REBOUNDS	48		vs BYU (N) (12/22/2021)
	45		vs Florida (N) (12/18/2021)
ASSISTS	21		Houston (01/05/2022)
	19		at Houston (01/18/2022)
STEALS	9		at Wichita St. (02/12/2022)
	9		Austin Peay (12/14/2021)
BLOCKED SHOTS	8		N.C. A&T (11/15/2021)
	7		at Houston (01/18/2022)
	7		Auburn (11/19/2021)
TURNOVERS	19		Cincinnati (02/09/2022)
	19		at UCF (02/03/2022)
FOULS	22		at Hawaii (12/23/2021)
	22		Austin Peay (12/14/2021)
	22		Bethune-Cookman (11/09/2021)



**2021-22 South Fla. Men's Basketball
Team High/Low Analysis
All games**

Page 3/4
as of Feb 16, 2022

South Fla. - Game Lows

POINTS	39		vs BYU (N) (12/22/2021)
	41		Ga. Southern (11/13/2021)
	45		at Tulsa (01/29/2022)
	49		at UCF (02/03/2022)
	49		at Boston College (11/29/2021)
FIELD GOALS MADE	15		Ga. Southern (11/13/2021)
	16		at Tulsa (01/29/2022)
	16		vs BYU (N) (12/22/2021)
FIELD GOAL ATTEMPTS	48		Austin Peay (12/14/2021)
	52		at SMU (01/12/2022)
FIELD GOAL PERCENTAGE	.258	(16-62)	vs BYU (N) (12/22/2021)
	.263	(15-57)	Ga. Southern (11/13/2021)
3 PT FG MADE	1		Cincinnati (02/09/2022)
	1		Temple (02/07/2022)
3 PT FG ATTEMPTS	9		Cincinnati (02/09/2022)
	11		vs Florida (N) (12/18/2021)
3 PT FG PERCENTAGE	.083	(1-12)	Temple (02/07/2022)
	.095	(2-21)	vs BYU (N) (12/22/2021)
FREE THROWS MADE	4		SMU (01/26/2022)
	4		Hampton (11/24/2021)
	4		Auburn (11/19/2021)
	4		Ga. Southern (11/13/2021)
FREE THROW ATTEMPTS	5		Hampton (11/24/2021)
	7		vs BYU (N) (12/22/2021)
	7		vs Florida (N) (12/18/2021)
FREE THROW PERCENTAGE	.286	(4-14)	SMU (01/26/2022)
	.400	(4-10)	Auburn (11/19/2021)
REBOUNDS	24		at SMU (01/12/2022)
	27		vs Florida (N) (12/18/2021)
ASSISTS	4		vs BYU (N) (12/22/2021)
	5		vs Wyoming (N) (12/25/2021)
STEALS	1		Houston (01/05/2022)
	2		Tulane (02/15/2022)
	2		vs Wyoming (N) (12/25/2021)
	2		at Boston College (11/29/2021)
BLOCKED SHOTS	1		at UCF (02/03/2022)
	1		SMU (01/26/2022)
	1		vs BYU (N) (12/22/2021)
TURNOVERS	7		vs BYU (N) (12/22/2021)
	7		Bethune-Cookman (11/09/2021)
FOULS	9		Bethune-Cookman (11/09/2021)
	11		N.C. A&T (11/15/2021)



**2021-22 South Fla. Men's Basketball
Team High/Low Analysis
All games**

Page 4/4
as of Feb 16, 2022

Opponent - Game Lows

POINTS	49		Temple (02/07/2022)
	51		UCF (01/15/2022)
	51		Austin Peay (12/14/2021)
	52		Hampton (11/24/2021)
	53		Ga. Southern (11/13/2021)
FIELD GOALS MADE	16		Austin Peay (12/14/2021)
	18		Temple (02/07/2022)
	18		vs BYU (N) (12/22/2021)
	18		Hampton (11/24/2021)
FIELD GOAL ATTEMPTS	44		Ga. Southern (11/13/2021)
	45		at Hawaii (12/23/2021)
FIELD GOAL PERCENTAGE	.314	(16-51)	Austin Peay (12/14/2021)
	.328	(21-64)	South Carolina St. (12/03/2021)
3 PT FG MADE	2		UCF (01/15/2022)
	5		at Boston College (11/29/2021)
	5		Auburn (11/19/2021)
	5		N.C. A&T (11/15/2021)
	5		Ga. Southern (11/13/2021)
	5		Bethune-Cookman (11/09/2021)
3 PT FG ATTEMPTS	15		at Boston College (11/29/2021)
	16		Temple (02/07/2022)
3 PT FG PERCENTAGE	.100	(2-20)	UCF (01/15/2022)
	.192	(5-26)	Auburn (11/19/2021)
FREE THROWS MADE	3		N.C. A&T (11/15/2021)
	5		Bethune-Cookman (11/09/2021)
FREE THROW ATTEMPTS	5		N.C. A&T (11/15/2021)
	6		Bethune-Cookman (11/09/2021)
FREE THROW PERCENTAGE	.500	(7-14)	Temple (02/07/2022)
	.545	(6-11)	Hampton (11/24/2021)
REBOUNDS	22		at Hawaii (12/23/2021)
	26		UCF (01/15/2022)
ASSISTS	8		Austin Peay (12/14/2021)
	9		Cincinnati (02/09/2022)
	9		UCF (01/15/2022)
	9		Ga. Southern (11/13/2021)
STEALS	1		vs BYU (N) (12/22/2021)
	2		South Carolina St. (12/03/2021)
BLOCKED SHOTS	0		Austin Peay (12/14/2021)
	1		SMU (01/26/2022)
	1		at SMU (01/12/2022)
	1		at Tulane (01/08/2022)
	1		vs Wyoming (N) (12/25/2021)
	1		at Hawaii (12/23/2021)
TURNOVERS	6		Houston (01/05/2022)
	6		at Boston College (11/29/2021)
FOULS	9		vs Florida (N) (12/18/2021)
	11		Hampton (11/24/2021)



2021-22 South Fla. Men's Basketball
Player Highs Analysis
All games

Page 1/4
as of Feb 16, 2022

South Fla. - Individual Game Highs

POINTS	19		DJ Patrick at Houston (01/18/2022)
	19		Javon Greene vs UCF (01/15/2022)
	19		Caleb Murphy vs Auburn (11/19/2021)
	18		Javon Greene at Hawaii (12/23/2021)
	18		Caleb Murphy vs South Carolina St. (12/03/2021)
	18		DJ Patrick vs Ga. Southern (11/13/2021)
FIELD GOALS MADE	9		Caleb Murphy vs Auburn (11/19/2021)
	8		Caleb Murphy vs Florida (N) (12/18/2021)
FIELD GOAL ATTEMPTS	19		Caleb Murphy vs Auburn (11/19/2021)
	17		Caleb Murphy at Wichita St. (02/12/2022)
	17		Caleb Murphy vs Florida (N) (12/18/2021)
FIELD GOAL PERCENTAGE (min 5 made)	.833	(5-6)	Russel Tchewa vs Bethune-Cookman (11/09/2021)
	.778	(7-9)	Jalyn McCreary at Tulane (01/08/2022)
3 PT FG MADE	6		DJ Patrick vs Ga. Southern (11/13/2021)
	5		DJ Patrick at Houston (01/18/2022)
	5		Javon Greene vs UCF (01/15/2022)
3 PT FG ATTEMPTS	13		DJ Patrick vs Ga. Southern (11/13/2021)
	10		DJ Patrick at Houston (01/18/2022)
	10		Javon Greene vs UCF (01/15/2022)
3 PT FG PERCENTAGE (min 2 made)	.750	(3-4)	Javon Greene at Hawaii (12/23/2021)
	.667	(2-3)	DJ Patrick at Wichita St. (02/12/2022)
	.667	(2-3)	Jake Boggs at Tulsa (01/29/2022)
	.667	(2-3)	Jamir Chaplin at SMU (01/12/2022)
	.667	(2-3)	Jake Boggs at Hawaii (12/23/2021)
	.667	(2-3)	Javon Greene vs Hampton (11/24/2021)
FREE THROWS MADE	9		Javon Greene vs Austin Peay (12/14/2021)
	7		Javon Greene at Hawaii (12/23/2021)
FREE THROW ATTEMPTS	12		Javon Greene vs Austin Peay (12/14/2021)
	10		Caleb Murphy vs Austin Peay (12/14/2021)
FREE THROW PERCENTAGE (min 3 made)	1.000	(6-6)	Javon Greene vs South Carolina St. (12/03/2021)
	1.000	(5-5)	Javon Greene vs Wyoming (N) (12/25/2021)
	1.000	(4-4)	Javon Greene at Wichita St. (02/12/2022)
	1.000	(4-4)	Serrel Smith Jr. at SMU (01/12/2022)
	1.000	(4-4)	Jamir Chaplin vs Houston (01/05/2022)
	1.000	(4-4)	Corey Walker Jr. at Hawaii (12/23/2021)
	1.000	(3-3)	Serrel Smith Jr. vs Tulane (02/15/2022)
	1.000	(3-3)	Javon Greene vs Cincinnati (02/09/2022)
	1.000	(3-3)	Jamir Chaplin at SMU (01/12/2022)
REBOUNDS	11		Corey Walker Jr. at Wichita St. (02/12/2022)
	10		Russel Tchewa vs Tulane (02/15/2022)
	10		Russel Tchewa vs South Carolina St. (12/03/2021)
	10		Jake Boggs vs N.C. A&T (11/15/2021)
ASSISTS	8		Caleb Murphy at Houston (01/18/2022)
	7		Javon Greene at UCF (02/03/2022)
STEALS	6		Javon Greene vs Hampton (11/24/2021)
	4		Corey Walker Jr. at Houston (01/18/2022)
	4		Javon Greene vs UCF (01/15/2022)
	4		Corey Walker Jr. at Hawaii (12/23/2021)
	4		Javon Greene vs South Carolina St. (12/03/2021)
BLOCKED SHOTS	4		Corey Walker Jr. at Wichita St. (02/12/2022)
	3		Sam Hines Jr. vs Austin Peay (12/14/2021)
	3		Jake Boggs vs South Carolina St. (12/03/2021)
	3		Jalyn McCreary vs N.C. A&T (11/15/2021)



2021-22 South Fla. Men's Basketball
Player Highs Analysis
All games

Page 3/4
as of Feb 16, 2022

Opponent - Individual Game Highs

POINTS	30		Josh Carlton vs Houston (01/05/2022)
	24		David DeJulius vs Cincinnati (02/09/2022)
	23		Darin Green Jr. at UCF (02/03/2022)
	23		Jeriah Horne at Tulsa (01/29/2022)
	23		Kyler Edwards at Houston (01/18/2022)
FIELD GOALS MADE	11		Josh Carlton vs Houston (01/05/2022)
	9		Kevin Cross vs Tulane (02/15/2022)
	9		David DeJulius vs Cincinnati (02/09/2022)
FIELD GOAL ATTEMPTS	17		Sam Griffin at Tulsa (01/29/2022)
	16		Josh Carlton vs Houston (01/05/2022)
FIELD GOAL PERCENTAGE (min 5 made)	.857	(6-7)	Marcus Weathers vs SMU (01/26/2022)
	.778	(7-9)	Josh Carlton at Houston (01/18/2022)
3 PT FG MADE	6		Darin Green Jr. at UCF (02/03/2022)
	6		Kyler Edwards at Houston (01/18/2022)
3 PT FG ATTEMPTS	12		Darin Green Jr. at UCF (02/03/2022)
	11		Kyler Edwards at Houston (01/18/2022)
3 PT FG PERCENTAGE (min 2 made)	1.000	(2-2)	Marcus Weathers at SMU (01/12/2022)
	1.000	(2-2)	Jeremiah Oden vs Wyoming (N) (12/25/2021)
FREE THROWS MADE	12		Graham Ike vs Wyoming (N) (12/25/2021)
	8		Josh Carlton vs Houston (01/05/2022)
FREE THROW ATTEMPTS	16		Graham Ike vs Wyoming (N) (12/25/2021)
	12		Josh Carlton vs Houston (01/05/2022)
FREE THROW PERCENTAGE (min 3 made)	1.000	(7-7)	Kendric Davis vs SMU (01/26/2022)
	1.000	(6-6)	Jalen Cook at Tulane (01/08/2022)
	1.000	(5-5)	Jalen Cook vs Tulane (02/15/2022)
	1.000	(5-5)	R.J. McGee at Tulane (01/08/2022)
	1.000	(4-4)	Tyson Etienne at Wichita St. (02/12/2022)
	1.000	(4-4)	Marcus Weathers vs SMU (01/26/2022)
	1.000	(4-4)	Sion James at Tulane (01/08/2022)
	1.000	(4-4)	Carlos Paez vs Austin Peay (12/14/2021)
	1.000	(4-4)	Zep Jasper vs Auburn (11/19/2021)
	1.000	(3-3)	Ricky Council IV at Wichita St. (02/12/2022)
	1.000	(3-3)	Jeriah Horne at Tulsa (01/29/2022)
	1.000	(3-3)	C.J. Walker vs UCF (01/15/2022)
	1.000	(3-3)	Jerome Desrosiers at Hawaii (12/23/2021)
	1.000	(3-3)	Makai Ashton-Langford at Boston College (11/29/2021)
REBOUNDS	14		Caleb Lohner vs BYU (N) (12/22/2021)
	11		Josh Carlton vs Houston (01/05/2022)
	11		Colin Castleton vs Florida (N) (12/18/2021)
	11		Kevin Davis vs Bethune-Cookman (11/09/2021)
ASSISTS	10		Hunter Maldonado vs Wyoming (N) (12/25/2021)
	8		Jalen Cook vs Tulane (02/15/2022)
	8		Kyler Edwards vs Houston (01/05/2022)
STEALS	4		Sam Griffin at Tulsa (01/29/2022)
	3		Jalen Cook vs Tulane (02/15/2022)
	3		Darius Johnson vs UCF (01/15/2022)
	3		Kaden Archie vs Ga. Southern (11/13/2021)
BLOCKED SHOTS	7		Harry Morrice vs N.C. A&T (11/15/2021)
	4		Walker Kessler vs Auburn (11/19/2021)
TURNOVERS	5		Michael Weathers vs SMU (01/26/2022)
	5		Graham Ike vs Wyoming (N) (12/25/2021)
	5		Junior Madut at Hawaii (12/23/2021)
	5		Elijah Hutchins-Everett vs Austin Peay (12/14/2021)
	5		Deaquan Williams vs South Carolina St. (12/03/2021)



2021-22 South Fla. Men's Basketball
Season/Career Statistics
All games

Page 1/1
as of Feb 16, 2022

Summary

Player	Season Statistics										Career Statistics									
	GP-GS	MIN/G	FG%	3FG%	FT%	R/G	A/G	STL	BLK	PTS/G	GP-GS	MIN/G	FG%	3FG%	FT%	R/G	A/G	STL	BLK	PTS/G
BOGGS, Jake	22-9	15.5	.333	.278	.667	2.5	0.4	8	13	3.9	22-9	15.5	.333	.278	.667	2.5	0.4	8	13	3.9
CALLEJA, Mark	6-0	4.6	.167	.250	1.000	0.3	0.5	1	0	0.8	24-0	2.9	.235	.231	.667	0.2	0.3	4	0	0.6
CHAPLIN, Jamir	23-20	25.9	.420	.190	.763	4.4	1.3	21	13	9.1	64-21	16.4	.428	.206	.621	2.8	0.7	35	19	5.4
EVANS IV, Lamont	1-0	0.7	.000	.000	.000	0.0	0.0	0	0	0.0	1-0	0.7	.000	.000	.000	0.0	0.0	0	0	0.0
GREENE, Javon	23-23	30.4	.332	.307	.797	4.5	2.2	43	7	9.5	23-23	30.4	.332	.307	.797	4.5	2.2	43	7	9.5
HINES JR., Sam	24-7	17.0	.323	.000	.708	3.3	0.6	17	10	3.3	24-7	17.0	.323	.000	.708	3.3	0.6	17	10	3.3
MATOS, Bayron	21-4	11.3	.414	.000	.583	2.7	0.2	2	4	1.5	21-4	11.3	.414	.000	.583	2.7	0.2	2	4	1.5
MCCREARY, Jalyne	16-2	14.0	.521	.667	.455	3.0	0.4	4	12	5.1	16-2	14.0	.521	.667	.455	3.0	0.4	4	12	5.1
MOSS, Trey	24-0	9.2	.239	.160	.167	0.9	1.1	3	0	1.1	24-0	9.2	.239	.160	.167	0.9	1.1	3	0	1.1
MURPHY, Caleb	24-24	31.5	.418	.105	.556	3.2	3.0	17	7	11.7	45-42	27.9	.398	.160	.568	2.8	3.0	35	12	10.1
PATRICK, DJ	23-2	14.2	.305	.304	.600	1.1	0.5	3	3	4.0	23-2	14.2	.305	.304	.600	1.1	0.5	3	3	4.0
SMITH JR., Serrel	21-1	9.4	.288	.206	.773	0.8	0.3	4	1	3.1	21-1	9.4	.288	.206	.773	0.8	0.3	4	1	3.1
TCHEWA, Russel	22-20	23.4	.449	.000	.538	5.3	0.4	7	4	6.8	44-23	17.6	.450	.000	.515	3.8	0.2	12	10	5.0
WALKER JR., Corey	14-8	17.8	.393	.143	.789	3.6	0.9	20	14	4.4	14-8	17.8	.393	.143	.789	3.6	0.9	20	14	4.4

Scoring

Player	Season Statistics								Career Statistics							
	FG-FGA	FG%	3FG-3FGA	3FG%	FT-FTA	FT%	PTS	PTS/G	FG-FGA	FG%	3FG-3FGA	3FG%	FT-FTA	FT%	PTS	PTS/G
BOGGS, Jake	33-99	.333	15-54	.278	4-6	.667	85	3.9	33-99	.333	15-54	.278	4-6	.667	85	3.9
CALLEJA, Mark	1-6	.167	1-4	.250	2-2	1.000	5	0.8	4-17	.235	3-13	.231	4-6	.667	15	0.6
CHAPLIN, Jamir	76-181	.420	12-63	.190	45-59	.763	209	9.1	125-292	.428	21-102	.206	72-116	.621	343	5.4
EVANS IV, Lamont	0-1	.000	0-1	.000	0-0	.000	0	0.0	0-1	.000	0-1	.000	0-0	.000	0	0.0
GREENE, Javon	62-187	.332	35-114	.307	59-74	.797	218	9.5	62-187	.332	35-114	.307	59-74	.797	218	9.5
HINES JR., Sam	31-96	.323	0-9	.000	17-24	.708	79	3.3	31-96	.323	0-9	.000	17-24	.708	79	3.3
MATOS, Bayron	12-29	.414	0-0	.000	7-12	.583	31	1.5	12-29	.414	0-0	.000	7-12	.583	31	1.5
MCCREARY, Jalyne	37-71	.521	2-3	.667	5-11	.455	81	5.1	37-71	.521	2-3	.667	5-11	.455	81	5.1
MOSS, Trey	11-46	.239	4-25	.160	1-6	.167	27	1.1	11-46	.239	4-25	.160	1-6	.167	27	1.1
MURPHY, Caleb	119-285	.418	2-19	.105	40-72	.556	280	11.7	190-477	.398	8-50	.160	67-118	.568	455	10.1
PATRICK, DJ	32-105	.305	24-79	.304	3-5	.600	91	4.0	32-105	.305	24-79	.304	3-5	.600	91	4.0
SMITH JR., Serrel	21-73	.288	7-34	.206	17-22	.773	66	3.1	21-73	.288	7-34	.206	17-22	.773	66	3.1
TCHEWA, Russel	57-127	.449	0-0	.000	35-65	.538	149	6.8	85-189	.450	0-0	.000	51-99	.515	221	5.0
WALKER JR., Corey	22-56	.393	2-14	.143	15-19	.789	61	4.4	22-56	.393	2-14	.143	15-19	.789	61	4.4

Totals

Player	Season Statistics									Career Statistics								
	O-REB	D-REB	TOTAL	PF	FO	A	TO	A/TO		O-REB	D-REB	TOTAL	PF	FO	A	TO	A/TO	
BOGGS, Jake	16	40	56	24	0	8	12	0.7		16	40	56	24	0	8	12	0.7	
CALLEJA, Mark	1	1	2	0	0	3	2	1.5		2	3	5	9	0	6	5	1.2	
CHAPLIN, Jamir	39	63	102	53	0	31	32	1.0		69	111	180	98	0	43	50	0.9	
EVANS IV, Lamont	0	0	0	0	0	0	0	0.0		0	0	0	0	0	0	0	0.0	
GREENE, Javon	12	91	103	42	2	50	47	1.1		12	91	103	42	2	50	47	1.1	
HINES JR., Sam	25	53	78	52	0	15	28	0.5		25	53	78	52	0	15	28	0.5	
MATOS, Bayron	23	34	57	31	0	5	15	0.3		23	34	57	31	0	5	15	0.3	
MCCREARY, Jalyne	19	29	48	35	1	7	14	0.5		19	29	48	35	1	7	14	0.5	
MOSS, Trey	3	18	21	18	0	27	12	2.3		3	18	21	18	0	27	12	2.3	
MURPHY, Caleb	8	69	77	31	0	73	57	1.3		14	112	126	67	0	133	111	1.2	
PATRICK, DJ	8	18	26	25	0	11	13	0.8		8	18	26	25	0	11	13	0.8	
SMITH JR., Serrel	4	12	16	11	0	6	15	0.4		4	12	16	11	0	6	15	0.4	
TCHEWA, Russel	44	73	117	42	0	8	27	0.3		66	103	169	83	1	10	45	0.2	
WALKER JR., Corey	15	36	51	33	1	12	11	1.1		15	36	51	33	1	12	11	1.1	



2021-22 South Fla. Men's Basketball
Individual Game-by-Game
All games

Page 1/14
as of Feb 16, 2022

#1 GREENE, Javon

Opponent	Date	GS	MIN	Total		3-Pointers		Free throws		Rebounds				PF	A	TO	BLK	STL	PTS	AVG
				FG-FGA	PCT	3FG-3FGA	PCT	FT-FTA	PCT	OFF	DEF	TOT	AVG							
Bethune-Cookman	11/09/2021	*	29:28	2-5	.400	1-3	.333	2-2	1.000	0	7	7	7.0	1	3	2	0	2	7	7.0
Ga. Southern	11/13/2021	*	21:12	2-9	.222	1-5	.200	0-0	.000	2	1	3	5.0	3	0	1	0	1	5	6.0
N.C. A&T	11/15/2021	*	29:20	3-5	.600	1-3	.333	2-3	.667	1	7	8	6.0	2	1	4	0	1	9	7.0
Auburn	11/19/2021	*	36:07	5-13	.385	4-8	.500	1-2	.500	1	2	3	5.3	1	0	3	1	2	15	9.0
Hampton	11/24/2021	*	32:40	3-5	.600	2-3	.667	2-2	1.000	0	5	5	5.2	1	4	1	0	6	10	9.2
at Boston College	11/29/2021	*	15:00	1-3	.333	1-2	.500	4-5	.800	0	1	1	4.5	2	0	2	0	0	7	8.8
South Carolina St.	12/03/2021	*	30:33	1-13	.077	0-5	.000	6-6	1.000	0	4	4	4.4	5	2	1	0	4	8	8.7
Austin Peay	12/14/2021	*	32:24	2-8	.250	1-6	.167	9-12	.750	0	8	8	4.9	3	4	0	1	3	14	9.4
vs Florida	12/18/2021	*	32:53	4-9	.444	1-5	.200	1-2	.500	0	4	4	4.8	2	3	3	0	2	10	9.4
vs BYU	12/22/2021	*	33:54	4-10	.400	1-4	.250	0-0	.000	0	3	3	4.6	1	3	1	0	1	9	9.4
at Hawaii	12/23/2021	*	30:27	4-8	.500	3-4	.750	7-9	.778	0	3	3	4.5	1	1	1	1	3	18	10.2
vs Wyoming	12/25/2021	*	30:43	4-10	.400	1-4	.250	5-5	1.000	1	4	5	4.5	0	3	0	0	0	14	10.5
Houston	01/05/2022	*	29:17	4-10	.400	4-8	.500	4-5	.800	0	0	0	4.2	1	0	1	1	1	16	10.9
at Tulane	01/08/2022	*	29:32	1-7	.143	1-6	.167	0-0	.000	1	8	9	4.5	2	2	5	0	0	3	10.4
at SMU	01/12/2022	*	29:06	2-4	.500	0-1	.000	0-1	.000	0	1	1	4.3	3	3	2	0	1	4	9.9
UCF	01/15/2022	*	37:02	7-12	.583	5-10	.500	0-0	.000	1	8	9	4.6	0	2	7	0	4	19	10.5
SMU	01/26/2022	*	32:43	4-12	.333	2-7	.286	0-0	.000	1	5	6	4.6	0	1	3	0	3	10	10.5
at Tulsa	01/29/2022	*	21:30	0-8	.000	0-7	.000	2-3	.667	1	5	6	4.7	2	1	3	1	0	2	10.0
at UCF	02/03/2022	*	36:04	0-3	.000	0-2	.000	4-6	.667	0	4	4	4.7	4	7	2	0	1	4	9.7
Temple	02/07/2022	*	34:22	1-8	.125	1-5	.200	3-4	.750	0	3	3	4.6	2	1	0	1	2	6	9.5
Cincinnati	02/09/2022	*	35:09	2-7	.286	1-3	.333	3-3	1.000	1	3	4	4.6	1	5	2	0	3	8	9.4
at Wichita St.	02/12/2022	*	34:03	4-11	.364	3-8	.375	4-4	1.000	2	4	6	4.6	5	2	2	1	3	15	9.7
Tulane	02/15/2022	*	25:39	2-7	.286	1-5	.200	0-0	.000	0	1	1	4.5	0	2	1	0	0	5	9.5
Totals			23 699:08	62-187	.332	35-114	.307	59-74	.797	12	91	103	4.5	42	50	47	7	43	218	9.5

Player Averages

Games Played	Minutes/game	Points/game	FG Pct	3FG Pct	FT Pct	Rebounds/game	Assists/game	Turnovers/game	Assist/Turnover ratio	Steals/game	Blocks/game
23	30.4	9.5	33.2	30.7	79.7	4.5	2.2	2.0	1.1	1.9	0.3



2021-22 South Fla. Men's Basketball
Individual Game-by-Game
All games

Page 2/14
as of Feb 16, 2022

#2 CALLEJA, Mark

Opponent	Date	GS	MIN	Total		3-Pointers		Free throws		Rebounds				PF	A	TO	BLK	STL	PTS	AVG
				FG-FGA	PCT	3FG-3FGA	PCT	FT-FTA	PCT	OFF	DEF	TOT	AVG							
at SMU	01/12/2022		00:26	0-0	.000	0-0	.000	0-0	.000	0	0	0	0.0	0	0	0	0	0	0	0.0
UCF	01/15/2022		00:40	0-0	.000	0-0	.000	2-2	1.000	0	0	0	0.0	0	0	0	0	0	2	1.0
at Houston	01/18/2022		08:02	1-2	.500	1-2	.500	0-0	.000	0	0	0	0.0	0	0	1	0	1	3	1.7
SMU	01/26/2022		05:15	0-1	.000	0-1	.000	0-0	.000	0	1	1	0.3	0	1	0	0	0	0	1.3
at Tulsa	01/29/2022		03:22	0-0	.000	0-0	.000	0-0	.000	0	0	0	0.2	0	1	1	0	0	0	1.0
Tulane	02/15/2022		09:36	0-3	.000	0-1	.000	0-0	.000	1	0	1	0.3	0	1	0	0	0	0	0.8
Totals		0	27:21	1-6	.167	1-4	.250	2-2	1.000	1	1	2	0.3	0	3	2	0	1	5	0.8

Player Averages

Games Played	Minutes/game	Points/game	FG Pct	3FG Pct	FT Pct	Rebounds/game	Assists/game	Turnovers/game	Assist/Turnover ratio	Steals/game	Blocks/game
6	4.6	0.8	16.7	25.0	100.0	0.3	0.5	0.3	1.5	0.2	0.0



2021-22 South Fla. Men's Basketball
Individual Game-by-Game
All games

Page 3/14
as of Feb 16, 2022

#3 PATRICK, DJ

Opponent	Date	GS	MIN	Total		3-Pointers		Free throws		Rebounds				PF	A	TO	BLK	STL	PTS	AVG
				FG-FGA	PCT	3FG-3FGA	PCT	FT-FTA	PCT	OFF	DEF	TOT	AVG							
Bethune-Cookman	11/09/2021		13:45	1-4	.250	1-4	.250	0-0	.000	0	1	1	1.0	1	0	1	0	0	3	3.0
Ga. Southern	11/13/2021		26:29	6-14	.429	6-13	.462	0-0	.000	1	0	1	1.0	0	0	2	0	0	18	10.5
N.C. A&T	11/15/2021		14:46	0-6	.000	0-6	.000	0-0	.000	0	0	0	0.7	2	1	0	0	1	0	7.0
Auburn	11/19/2021		15:23	1-6	.167	1-3	.333	0-0	.000	1	1	2	1.0	1	0	0	0	0	3	6.0
Hampton	11/24/2021		11:03	0-3	.000	0-3	.000	0-0	.000	0	0	0	0.8	2	0	1	0	0	0	4.8
at Boston College	11/29/2021		21:57	3-7	.429	1-3	.333	0-1	.000	4	2	6	1.7	2	0	0	1	1	7	5.2
South Carolina St.	12/03/2021		17:52	1-4	.250	1-4	.250	2-2	1.000	1	1	2	1.7	0	1	1	1	0	5	5.1
Austin Peay	12/14/2021		13:38	1-5	.200	1-3	.333	0-0	.000	0	2	2	1.8	1	0	0	0	0	3	4.9
vs Florida	12/18/2021		13:22	0-0	.000	0-0	.000	0-0	.000	0	1	1	1.7	1	1	1	0	0	0	4.3
vs BYU	12/22/2021		15:00	1-5	.200	1-5	.200	0-0	.000	1	0	1	1.6	2	0	1	0	0	3	4.2
at Hawaii	12/23/2021	*	18:06	1-4	.250	0-3	.000	0-0	.000	0	0	0	1.5	4	0	0	1	1	2	4.0
vs Wyoming	12/25/2021	*	14:04	1-3	.333	0-0	.000	0-0	.000	0	0	0	1.3	2	2	1	0	0	2	3.8
Houston	01/05/2022		10:44	0-3	.000	0-3	.000	1-2	.500	0	1	1	1.3	1	0	0	0	0	1	3.6
at Tulane	01/08/2022		05:02	0-0	.000	0-0	.000	0-0	.000	0	0	0	1.2	0	0	0	0	0	0	3.4
at SMU	01/12/2022		09:00	0-1	.000	0-1	.000	0-0	.000	0	1	1	1.2	2	1	1	0	0	0	3.1
UCF	01/15/2022		09:32	2-4	.500	2-4	.500	0-0	.000	0	0	0	1.1	1	2	0	0	0	6	3.3
at Houston	01/18/2022		28:08	7-12	.583	5-10	.500	0-0	.000	0	1	1	1.1	1	1	1	0	0	19	4.2
at Tulsa	01/29/2022		18:16	2-8	.250	1-5	.200	0-0	.000	0	1	1	1.1	1	0	1	0	0	5	4.3
at UCF	02/03/2022		06:05	0-0	.000	0-0	.000	0-0	.000	0	0	0	1.1	0	1	0	0	0	0	4.1
Temple	02/07/2022		05:19	0-0	.000	0-0	.000	0-0	.000	0	1	1	1.1	0	0	0	0	0	0	3.9
Cincinnati	02/09/2022		10:15	1-3	.333	0-1	.000	0-0	.000	0	0	0	1.0	1	0	1	0	0	2	3.8
at Wichita St.	02/12/2022		09:44	2-5	.400	2-3	.667	0-0	.000	0	2	2	1.0	0	0	1	0	0	6	3.9
Tulane	02/15/2022		19:42	2-8	.250	2-5	.400	0-0	.000	0	3	3	1.1	0	1	0	0	0	6	4.0
Totals		2	327:12	32-105	.305	24-79	.304	3-5	.600	8	18	26	1.1	25	11	13	3	3	91	4.0

Player Averages

Games Played	Minutes/ game	Points/ game	FG Pct	3FG Pct	FT Pct	Rebounds/ game	Assists/ game	Turnovers/ game	Assist/Turnover ratio	Steals/ game	Blocks/ game
23	14.2	4.0	30.5	30.4	60.0	1.1	0.5	0.6	0.8	0.1	0.1



2021-22 South Fla. Men's Basketball
Individual Game-by-Game
All games

Page 4/14
as of Feb 16, 2022

#4 MCCREARY, Jalyn

Opponent	Date	GS	MIN	Total		3-Pointers		Free throws		Rebounds				PF	A	TO	BLK	STL	PTS	AVG
				FG-FGA	PCT	3FG-3FGA	PCT	FT-FTA	PCT	OFF	DEF	TOT	AVG							
N.C. A&T	11/15/2021		10:12	2-3	.667	0-0	.000	1-2	.500	0	1	1	1.0	1	0	2	3	1	5	5.0
Auburn	11/19/2021		10:35	0-3	.000	0-0	.000	0-0	.000	1	0	1	1.0	3	1	0	1	0	0	2.5
Hampton	11/24/2021		17:27	2-5	.400	1-1	1.000	1-2	.500	2	2	4	2.0	2	0	1	1	0	6	3.7
at Boston College	11/29/2021		14:27	1-4	.250	1-2	.500	0-0	.000	1	2	3	2.3	3	0	2	2	0	3	3.5
South Carolina St.	12/03/2021		12:58	0-0	.000	0-0	.000	0-0	.000	0	2	2	2.2	0	1	0	1	0	0	2.8
Austin Peay	12/14/2021		12:08	3-4	.750	0-0	.000	0-0	.000	2	2	4	2.5	2	0	1	1	1	6	3.3
vs Florida	12/18/2021		20:53	4-10	.400	0-0	.000	0-0	.000	1	4	5	2.9	3	0	1	2	1	8	4.0
vs BYU	12/22/2021		11:26	1-6	.167	0-0	.000	0-0	.000	2	2	4	3.0	3	0	0	0	0	2	3.8
at Hawaii	12/23/2021		20:53	3-5	.600	0-0	.000	1-2	.500	2	4	6	3.3	2	1	0	0	0	7	4.1
vs Wyoming	12/25/2021		06:42	3-4	.750	0-0	.000	0-0	.000	0	1	1	3.1	3	0	0	0	0	6	4.3
Houston	01/05/2022		20:23	5-7	.714	0-0	.000	2-3	.667	2	3	5	3.3	3	0	1	0	0	12	5.0
at Tulane	01/08/2022		19:31	7-9	.778	0-0	.000	0-0	.000	0	3	3	3.3	5	1	1	0	0	14	5.8
at SMU	01/12/2022		15:04	2-4	.500	0-0	.000	0-0	.000	2	1	3	3.2	0	3	0	1	0	4	5.6
SMU	01/26/2022	*	13:40	2-3	.667	0-0	.000	0-0	.000	1	1	2	3.1	2	0	3	0	1	4	5.5
at Tulsa	01/29/2022	*	12:47	1-2	.500	0-0	.000	0-0	.000	3	1	4	3.2	2	0	2	0	0	2	5.3
at UCF	02/03/2022		05:33	1-2	.500	0-0	.000	0-2	.000	0	0	0	3.0	1	0	0	0	0	2	5.1
Totals		2	224:39	37-71	.521	2-3	.667	5-11	.455	19	29	48	3.0	35	7	14	12	4	81	5.1

Player Averages

Games Played	Minutes/ game	Points/ game	FG Pct	3FG Pct	FT Pct	Rebounds/ game	Assists/ game	Turnovers/ game	Assist/Turnover ratio	Steals/ game	Blocks/ game
16	14.0	5.1	52.1	66.7	45.5	3.0	0.4	0.9	0.5	0.3	0.8



2021-22 South Fla. Men's Basketball
Individual Game-by-Game
All games

Page 5/14
as of Feb 16, 2022

#5 BOGGS, Jake

Opponent	Date	GS	MIN	Total		3-Pointers		Free throws		Rebounds				PF	A	TO	BLK	STL	PTS	AVG
				FG-FGA	PCT	3FG-3FGA	PCT	FT-FTA	PCT	OFF	DEF	TOT	AVG							
Bethune-Cookman	11/09/2021	*	22:42	3-4	.750	1-2	.500	0-0	.000	0	2	2	2.0	0	2	0	0	0	7	7.0
Ga. Southern	11/13/2021	*	21:11	2-8	.250	0-4	.000	0-0	.000	1	3	4	3.0	1	1	0	0	1	4	5.5
N.C. A&T	11/15/2021	*	24:03	3-8	.375	1-2	.500	2-2	1.000	4	6	10	5.3	1	0	2	0	1	9	6.7
Auburn	11/19/2021	*	16:29	0-2	.000	0-1	.000	0-0	.000	0	1	1	4.3	0	0	0	0	0	0	5.0
Hampton	11/24/2021	*	21:25	2-7	.286	2-6	.333	0-0	.000	1	7	8	5.0	0	2	3	0	1	6	5.2
at Boston College	11/29/2021	*	17:57	1-6	.167	0-3	.000	0-0	.000	2	0	2	4.5	0	0	0	2	0	2	4.7
South Carolina St.	12/03/2021	*	25:43	6-11	.545	3-6	.500	1-1	1.000	1	3	4	4.4	0	0	1	3	0	16	6.3
Austin Peay	12/14/2021		02:24	1-1	1.000	0-0	.000	0-0	.000	0	0	0	3.9	0	0	1	0	0	2	5.8
vs Florida	12/18/2021		20:50	3-5	.600	1-2	.500	1-1	1.000	2	3	5	4.0	2	0	0	1	0	8	6.0
vs BYU	12/22/2021		14:30	0-5	.000	0-3	.000	0-0	.000	1	1	2	3.8	2	0	0	1	0	0	5.4
at Hawaii	12/23/2021		16:07	3-6	.500	2-3	.667	0-0	.000	1	1	2	3.6	1	0	1	0	0	8	5.6
vs Wyoming	12/25/2021		12:58	1-2	.500	1-2	.500	0-0	.000	0	1	1	3.4	2	0	1	0	0	3	5.4
Houston	01/05/2022	*	19:26	1-8	.125	1-4	.250	0-0	.000	0	2	2	3.3	3	0	0	0	0	3	5.2
at Tulane	01/08/2022	*	10:52	1-5	.200	1-3	.333	0-0	.000	0	0	0	3.1	2	0	0	1	0	3	5.1
at SMU	01/12/2022		15:51	0-3	.000	0-3	.000	0-0	.000	0	1	1	2.9	3	2	1	1	0	0	4.7
SMU	01/26/2022		10:38	0-1	.000	0-1	.000	0-0	.000	1	2	3	2.9	3	1	0	1	2	0	4.4
at Tulsa	01/29/2022		22:28	2-4	.500	2-3	.667	0-0	.000	0	2	2	2.9	0	0	0	1	1	6	4.5
at UCF	02/03/2022		06:07	1-3	.333	0-1	.000	0-0	.000	0	1	1	2.8	1	0	0	0	0	2	4.4
Temple	02/07/2022		07:21	2-4	.500	0-2	.000	0-2	.000	1	1	2	2.7	1	0	0	1	0	4	4.4
Cincinnati	02/09/2022		12:01	1-3	.333	0-1	.000	0-0	.000	0	1	1	2.7	1	0	0	0	2	2	4.3
at Wichita St.	02/12/2022		12:45	0-2	.000	0-2	.000	0-0	.000	0	1	1	2.6	0	0	1	0	0	0	4.0
Tulane	02/15/2022		07:44	0-1	.000	0-0	.000	0-0	.000	1	1	2	2.5	1	0	1	1	0	0	3.9
Totals		9	341:33	33-99	.333	15-54	.278	4-6	.667	16	40	56	2.5	24	8	12	13	8	85	3.9

Player Averages

Games Played	Minutes/game	Points/game	FG Pct	3FG Pct	FT Pct	Rebounds/game	Assists/game	Turnovers/game	Assist/Turnover ratio	Steals/game	Blocks/game
22	15.5	3.9	33.3	27.8	66.7	2.5	0.4	0.5	0.7	0.4	0.6



**2021-22 South Fla. Men's Basketball
Individual Game-by-Game
All games**

Page 6/14
as of Feb 16, 2022

#10 SMITH JR., Serrel

Opponent	Date	GS	MIN	Total		3-Pointers		Free throws		Rebounds				PF	A	TO	BLK	STL	PTS	AVG
				FG-FGA	PCT	3FG-3FGA	PCT	FT-FTA	PCT	OFF	DEF	TOT	AVG							
Bethune-Cookman	11/09/2021		10:32	1-4	.250	0-0	.000	1-2	.500	0	0	0	0.0	1	0	0	0	1	3	3.0
Ga. Southern	11/13/2021		16:46	1-4	.250	0-2	.000	0-0	.000	1	1	2	1.0	1	1	1	0	2	2	2.5
N.C. A&T	11/15/2021		10:40	1-4	.250	1-3	.333	1-2	.500	0	1	1	1.0	0	0	1	0	0	4	3.0
Hampton	11/24/2021		07:22	2-4	.500	0-2	.000	1-1	1.000	0	0	0	0.8	0	0	0	0	0	5	3.5
at Boston College	11/29/2021		17:11	2-6	.333	0-1	.000	0-0	.000	0	1	1	0.8	1	1	1	1	0	4	3.6
South Carolina St.	12/03/2021		07:44	0-0	.000	0-0	.000	0-0	.000	0	0	0	0.7	0	0	2	0	0	0	3.0
Austin Peay	12/14/2021		06:21	1-3	.333	0-2	.000	0-0	.000	0	1	1	0.7	1	0	1	0	0	2	2.9
vs Florida	12/18/2021		03:47	0-1	.000	0-0	.000	0-0	.000	0	0	0	0.6	0	0	1	0	0	0	2.5
at Hawaii	12/23/2021		10:35	3-4	.750	1-1	1.000	0-0	.000	0	2	2	0.8	0	0	1	0	0	7	3.0
vs Wyoming	12/25/2021		09:17	1-2	.500	0-1	.000	0-0	.000	0	0	0	0.7	1	0	0	0	0	2	2.9
Houston	01/05/2022		10:43	0-3	.000	0-1	.000	3-4	.750	0	0	0	0.6	0	0	1	0	0	3	2.9
at Tulane	01/08/2022		10:28	1-6	.167	0-4	.000	1-2	.500	1	1	2	0.8	1	1	0	0	0	3	2.9
at SMU	01/12/2022		10:54	2-3	.667	1-2	.500	4-4	1.000	0	1	1	0.8	0	0	0	0	1	9	3.4
UCF	01/15/2022		02:52	0-2	.000	0-1	.000	0-0	.000	0	0	0	0.7	0	0	0	0	0	0	3.1
at Houston	01/18/2022	*	19:37	0-4	.000	0-2	.000	0-0	.000	1	0	1	0.7	2	2	5	0	0	0	2.9
SMU	01/26/2022		10:29	0-6	.000	0-3	.000	1-2	.500	0	1	1	0.8	1	0	0	0	0	1	2.8
at UCF	02/03/2022		04:16	0-0	.000	0-0	.000	0-0	.000	0	0	0	0.7	0	0	0	0	0	0	2.6
Temple	02/07/2022		02:21	0-1	.000	0-0	.000	0-0	.000	0	1	1	0.7	0	0	0	0	0	0	2.5
Cincinnati	02/09/2022		07:44	1-5	.200	0-2	.000	2-2	1.000	1	1	2	0.8	0	0	0	0	0	4	2.6
at Wichita St.	02/12/2022		03:31	0-0	.000	0-0	.000	0-0	.000	0	0	0	0.8	1	0	0	0	0	0	2.5
Tulane	02/15/2022		14:21	5-11	.455	4-7	.571	3-3	1.000	0	1	1	0.8	1	1	1	0	0	17	3.1
Totals		1	197:31	21-73	.288	7-34	.206	17-22	.773	4	12	16	0.8	11	6	15	1	4	66	3.1

Player Averages

Games Played	Minutes/game	Points/game	FG Pct	3FG Pct	FT Pct	Rebounds/game	Assists/game	Turnovers/game	Assist/Turnover ratio	Steals/game	Blocks/game
21	9.4	3.1	28.8	20.6	77.3	0.8	0.3	0.7	0.4	0.2	0.0



2021-22 South Fla. Men's Basketball
Individual Game-by-Game
All games

Page 7/14
as of Feb 16, 2022

#11 MOSS, Trey

Opponent	Date	GS	MIN	Total		3-Pointers		Free throws		Rebounds				PF	A	TO	BLK	STL	PTS	AVG
				FG-FGA	PCT	3FG-3FGA	PCT	FT-FTA	PCT	OFF	DEF	TOT	AVG							
Bethune-Cookman	11/09/2021		11:13	1-2	.500	0-1	.000	0-0	.000	0	1	1	1.0	0	2	0	0	0	2	2.0
Ga. Southern	11/13/2021		15:37	0-2	.000	0-2	.000	0-0	.000	1	0	1	1.0	1	4	1	0	1	0	1.0
N.C. A&T	11/15/2021		09:59	1-3	.333	0-2	.000	0-2	.000	0	1	1	1.0	0	1	0	0	0	2	1.3
Auburn	11/19/2021		01:35	0-1	.000	0-0	.000	0-0	.000	0	0	0	0.8	0	0	0	0	0	0	1.0
Hampton	11/24/2021		06:29	1-1	1.000	0-0	.000	0-0	.000	0	0	0	0.6	2	1	1	0	0	2	1.2
at Boston College	11/29/2021		16:57	1-2	.500	1-1	1.000	0-0	.000	0	1	1	0.7	1	1	3	0	0	3	1.5
South Carolina St.	12/03/2021		08:29	1-3	.333	0-1	.000	0-0	.000	0	2	2	0.9	2	0	1	0	0	2	1.6
Austin Peay	12/14/2021		09:00	1-2	.500	0-1	.000	0-0	.000	0	1	1	0.9	1	2	2	0	0	2	1.6
vs Florida	12/18/2021		04:24	0-0	.000	0-0	.000	0-0	.000	0	0	0	0.8	0	0	0	0	0	0	1.4
vs BYU	12/22/2021		12:54	0-4	.000	0-3	.000	0-0	.000	0	1	1	0.8	0	0	0	0	1	0	1.3
at Hawaii	12/23/2021		05:12	0-2	.000	0-2	.000	0-0	.000	0	1	1	0.8	0	0	0	0	0	0	1.2
vs Wyoming	12/25/2021		07:57	0-1	.000	0-0	.000	0-0	.000	0	1	1	0.8	0	0	0	0	0	0	1.1
Houston	01/05/2022		07:48	0-1	.000	0-0	.000	0-0	.000	0	1	1	0.8	2	1	0	0	0	0	1.0
at Tulane	01/08/2022		11:03	1-2	.500	1-2	.500	0-0	.000	0	2	2	0.9	0	2	1	0	0	3	1.1
at SMU	01/12/2022		08:33	1-2	.500	0-0	.000	0-0	.000	0	0	0	0.9	1	2	0	0	0	2	1.2
UCF	01/15/2022		08:50	1-3	.333	1-3	.333	0-0	.000	0	0	0	0.8	1	2	0	0	0	3	1.3
at Houston	01/18/2022		08:45	0-3	.000	0-0	.000	0-0	.000	1	0	1	0.8	0	3	0	0	1	0	1.2
SMU	01/26/2022		14:41	1-3	.333	1-2	.500	1-4	.250	1	1	2	0.9	1	2	1	0	0	4	1.4
at Tulsa	01/29/2022		10:31	0-1	.000	0-0	.000	0-0	.000	0	0	0	0.8	2	1	0	0	0	0	1.3
at UCF	02/03/2022		04:50	0-1	.000	0-1	.000	0-0	.000	0	1	1	0.9	0	1	0	0	0	0	1.3
Temple	02/07/2022		03:25	0-1	.000	0-1	.000	0-0	.000	0	0	0	0.8	0	0	0	0	0	0	1.2
Cincinnati	02/09/2022		14:40	1-2	.500	0-1	.000	0-0	.000	0	1	1	0.8	1	1	0	0	0	2	1.2
at Wichita St.	02/12/2022		01:56	0-1	.000	0-0	.000	0-0	.000	0	0	0	0.8	1	0	1	0	0	0	1.2
Tulane	02/15/2022		15:27	0-3	.000	0-2	.000	0-0	.000	0	3	3	0.9	2	1	1	0	0	0	1.1
Totals		0	220:15	11-46	.239	4-25	.160	1-6	.167	3	18	21	0.9	18	27	12	0	3	27	1.1

Player Averages

Games Played	Minutes/game	Points/game	FG Pct	3FG Pct	FT Pct	Rebounds/game	Assists/game	Turnovers/game	Assist/Turnover ratio	Steals/game	Blocks/game
24	9.2	1.1	23.9	16.0	16.7	0.9	1.1	0.5	2.3	0.1	0.0



2021-22 South Fla. Men's Basketball
Individual Game-by-Game
All games

Page 8/14
as of Feb 16, 2022

#14 MATOS, Bayron

Opponent	Date	GS	MIN	Total		3-Pointers		Free throws		Rebounds				PF	A	TO	BLK	STL	PTS	AVG
				FG-FGA	PCT	3FG-3FGA	PCT	FT-FTA	PCT	OFF	DEF	TOT	AVG							
Bethune-Cookman	11/09/2021		14:50	1-1	1.000	0-0	.000	2-2	1.000	1	2	3	3.0	1	0	1	0	0	4	4.0
Ga. Southern	11/13/2021		10:21	0-1	.000	0-0	.000	0-0	.000	3	1	4	3.5	1	1	1	0	0	0	2.0
N.C. A&T	11/15/2021		07:17	0-0	.000	0-0	.000	0-0	.000	0	1	1	2.7	0	0	0	0	0	0	1.3
Auburn	11/19/2021		14:56	0-1	.000	0-0	.000	2-2	1.000	1	1	2	2.5	0	1	1	0	0	2	1.5
Hampton	11/24/2021		08:38	1-2	.500	0-0	.000	0-0	.000	2	2	4	2.8	1	0	0	0	0	2	1.6
at Boston College	11/29/2021		07:06	1-2	.500	0-0	.000	0-0	.000	0	2	2	2.7	1	0	0	0	0	2	1.7
South Carolina St.	12/03/2021		02:47	0-0	.000	0-0	.000	0-0	.000	0	1	1	2.4	1	0	0	0	0	0	1.4
Austin Peay	12/14/2021		05:39	0-1	.000	0-0	.000	0-0	.000	0	1	1	2.3	3	0	1	1	0	0	1.3
vs Florida	12/18/2021	*	17:33	1-1	1.000	0-0	.000	0-0	.000	0	0	0	2.0	0	0	0	2	0	2	1.3
vs BYU	12/22/2021	*	17:38	2-3	.667	0-0	.000	0-0	.000	2	3	5	2.3	3	1	2	0	0	4	1.6
at Hawaii	12/23/2021	*	11:49	2-3	.667	0-0	.000	0-0	.000	2	2	4	2.5	2	0	2	0	0	4	1.8
vs Wyoming	12/25/2021	*	07:28	0-1	.000	0-0	.000	0-0	.000	0	0	0	2.3	4	0	1	1	0	0	1.7
at SMU	01/12/2022		09:31	0-1	.000	0-0	.000	0-0	.000	0	3	3	2.3	1	0	1	0	0	0	1.5
UCF	01/15/2022		19:41	2-4	.500	0-0	.000	1-2	.500	4	5	9	2.8	2	1	0	0	0	5	1.8
at Houston	01/18/2022		15:15	0-0	.000	0-0	.000	0-0	.000	0	2	2	2.7	1	0	1	0	0	0	1.7
SMU	01/26/2022		13:48	0-1	.000	0-0	.000	0-2	.000	1	0	1	2.6	2	0	1	0	0	0	1.6
at Tulsa	01/29/2022		12:23	1-3	.333	0-0	.000	0-0	.000	1	4	5	2.8	4	0	0	0	1	2	1.6
at UCF	02/03/2022		12:06	0-0	.000	0-0	.000	1-2	.500	3	3	6	2.9	0	1	1	0	0	1	1.6
Temple	02/07/2022		04:52	0-1	.000	0-0	.000	0-0	.000	1	0	1	2.8	2	0	0	0	1	0	1.5
Cincinnati	02/09/2022		08:03	0-1	.000	0-0	.000	0-0	.000	0	0	0	2.7	2	0	0	0	0	0	1.4
Tulane	02/15/2022		16:06	1-2	.500	0-0	.000	1-2	.500	2	1	3	2.7	0	0	2	0	0	3	1.5
Totals		4	237:47	12-29	.414	0-0	.000	7-12	.583	23	34	57	2.7	31	5	15	4	2	31	1.5

Player Averages

Games Played	Minutes/ game	Points/ game	FG Pct	3FG Pct	FT Pct	Rebounds/ game	Assists/ game	Turnovers/ game	Assist/Turnover ratio	Steals/ game	Blocks/ game
21	11.3	1.5	41.4	0.0	58.3	2.7	0.2	0.7	0.3	0.1	0.2



**2021-22 South Fla. Men's Basketball
Individual Game-by-Game
All games**

Page 9/14
as of Feb 16, 2022

#15 WALKER JR., Corey

				Total		3-Pointers		Free throws		Rebounds											
Opponent	Date	GS	MIN	FG-FGA	PCT	3FG-3FGA	PCT	FT-FTA	PCT	OFF	DEF	TOT	AVG	PF	A	TO	BLK	STL	PTS	AVG	
Austin Peay	12/14/2021		07:19	0-1	.000	0-1	.000	0-0	.000	1	0	1	1.0	1	0	0	0	0	0	0.0	
vs Florida	12/18/2021		01:42	0-0	.000	0-0	.000	0-0	.000	0	0	0	0.5	1	0	0	0	1	0	0.0	
vs BYU	12/22/2021		17:00	4-7	.571	0-2	.000	0-0	.000	2	0	2	1.0	3	0	0	0	1	8	2.7	
at Hawaii	12/23/2021	*	19:22	1-3	.333	0-2	.000	4-4	1.000	2	1	3	1.5	5	1	0	0	4	6	3.5	
vs Wyoming	12/25/2021	*	15:01	1-2	.500	0-1	.000	0-0	.000	2	3	5	2.2	3	0	1	1	0	2	3.2	
at Tulane	01/08/2022		20:00	0-3	.000	0-1	.000	2-2	1.000	0	6	6	2.8	2	2	0	1	2	2	3.0	
at SMU	01/12/2022	*	13:43	1-3	.333	0-1	.000	0-0	.000	0	0	0	2.4	0	0	0	2	0	2	2.9	
UCF	01/15/2022	*	25:05	2-5	.400	0-1	.000	3-4	.750	2	5	7	3.0	2	2	2	2	2	7	3.4	
at Houston	01/18/2022	*	18:23	2-6	.333	0-1	.000	0-0	.000	1	3	4	3.1	3	0	3	1	4	4	3.4	
at UCF	02/03/2022		24:18	2-5	.400	0-0	.000	1-1	1.000	0	4	4	3.2	3	1	1	1	1	5	3.6	
Temple	02/07/2022	*	27:11	1-4	.250	0-1	.000	3-4	.750	0	3	3	3.2	2	3	2	2	2	5	3.7	
Cincinnati	02/09/2022	*	12:59	0-4	.000	0-0	.000	0-2	.000	0	1	1	3.0	1	0	1	0	0	0	3.4	
at Wichita St.	02/12/2022		18:56	4-6	.667	1-1	1.000	0-0	.000	5	6	11	3.6	4	3	0	4	2	9	3.8	
Tulane	02/15/2022	*	27:32	4-7	.571	1-2	.500	2-2	1.000	0	4	4	3.6	3	0	1	0	1	11	4.4	
Totals		8	248:31	22-56	.393	2-14	.143	15-19	.789	15	36	51	3.6	33	12	11	14	20	61	4.4	

Player Averages

Games Played	Minutes/game	Points/game	FG Pct	3FG Pct	FT Pct	Rebounds/game	Assists/game	Turnovers/game	Assist/Turnover ratio	Steals/game	Blocks/game
14	17.8	4.4	39.3	14.3	78.9	3.6	0.9	0.8	1.1	1.4	1.0



2021-22 South Fla. Men's Basketball
Individual Game-by-Game
All games

Page 10/14
as of Feb 16, 2022

#20 HINES JR., Sam

Opponent	Date	GS	MIN	Total		3-Pointers		Free throws		Rebounds				PF	A	TO	BLK	STL	PTS	AVG
				FG-FGA	PCT	3FG-3FGA	PCT	FT-FTA	PCT	OFF	DEF	TOT	AVG							
Bethune-Cookman	11/09/2021		20:18	3-10	.300	0-1	.000	3-4	.750	2	2	4	4.0	1	1	0	0	0	9	9.0
Ga. Southern	11/13/2021		18:23	1-3	.333	0-1	.000	1-1	1.000	1	1	2	3.0	2	0	3	1	1	3	6.0
N.C. A&T	11/15/2021		13:17	0-2	.000	0-1	.000	0-0	.000	2	2	4	3.3	1	0	1	1	0	0	4.0
Auburn	11/19/2021		23:31	3-6	.500	0-1	.000	0-2	.000	2	3	5	3.8	3	0	1	0	1	6	4.5
Hampton	11/24/2021		14:51	0-3	.000	0-1	.000	0-0	.000	1	2	3	3.6	0	0	1	1	0	0	3.6
at Boston College	11/29/2021		20:04	2-4	.500	0-0	.000	0-0	.000	2	5	7	4.2	3	0	0	0	0	4	3.7
South Carolina St.	12/03/2021		11:29	1-2	.500	0-0	.000	0-0	.000	0	2	2	3.9	2	0	0	0	0	2	3.4
Austin Peay	12/14/2021	*	27:02	2-5	.400	0-1	.000	0-0	.000	1	5	6	4.1	1	0	1	3	0	4	3.5
vs Florida	12/18/2021	*	18:33	2-5	.400	0-0	.000	0-0	.000	1	3	4	4.1	2	0	0	0	2	4	3.6
vs BYU	12/22/2021	*	21:14	1-2	.500	0-0	.000	0-0	.000	1	1	2	3.9	3	0	1	0	2	2	3.4
at Hawaii	12/23/2021		05:59	0-4	.000	0-0	.000	0-0	.000	1	0	1	3.6	1	0	0	0	0	0	3.1
vs Wyoming	12/25/2021		15:52	0-2	.000	0-1	.000	0-0	.000	2	1	3	3.6	2	0	2	0	1	0	2.8
Houston	01/05/2022		15:38	1-2	.500	0-0	.000	0-0	.000	0	2	2	3.5	1	2	3	0	0	2	2.8
at Tulane	01/08/2022		17:10	1-3	.333	0-0	.000	0-0	.000	2	3	5	3.6	4	0	3	0	2	2	2.7
at SMU	01/12/2022		03:53	0-1	.000	0-0	.000	1-2	.500	0	0	0	3.3	1	0	0	0	0	1	2.6
UCF	01/15/2022		14:55	2-3	.667	0-0	.000	1-2	.500	1	1	2	3.3	3	3	2	0	0	5	2.8
at Houston	01/18/2022		21:37	1-7	.143	0-2	.000	0-0	.000	1	6	7	3.5	3	0	0	2	1	2	2.7
SMU	01/26/2022	*	23:01	2-3	.667	0-0	.000	2-2	1.000	2	0	2	3.4	2	0	1	0	2	6	2.9
at Tulsa	01/29/2022		17:43	2-7	.286	0-0	.000	0-1	.000	1	2	3	3.4	3	0	1	0	0	4	2.9
at UCF	02/03/2022	*	13:09	1-3	.333	0-0	.000	2-2	1.000	0	1	1	3.3	3	0	1	0	1	4	3.0
Temple	02/07/2022		10:36	0-2	.000	0-0	.000	0-0	.000	0	3	3	3.2	3	1	0	0	1	0	2.9
Cincinnati	02/09/2022		21:08	3-5	.600	0-0	.000	6-7	.857	1	3	4	3.3	2	0	3	1	0	12	3.3
at Wichita St.	02/12/2022	*	23:29	2-7	.286	0-0	.000	1-1	1.000	0	2	2	3.2	2	5	1	0	2	5	3.3
Tulane	02/15/2022	*	15:26	1-5	.200	0-0	.000	0-0	.000	1	3	4	3.3	4	3	3	1	1	2	3.3
Totals		7	408:18	31-96	.323	0-9	.000	17-24	.708	25	53	78	3.3	52	15	28	10	17	79	3.3

Player Averages

Games Played	Minutes/ game	Points/ game	FG Pct	3FG Pct	FT Pct	Rebounds/ game	Assists/ game	Turnovers/ game	Assist/Turnover ratio	Steals/ game	Blocks/ game
24	17.0	3.3	32.3	0.0	70.8	3.3	0.6	1.2	0.5	0.7	0.4



2021-22 South Fla. Men's Basketball
Individual Game-by-Game
All games

Page 11/14
as of Feb 16, 2022

#23 MURPHY, Caleb

Opponent	Date	GS	MIN	Total		3-Pointers		Free throws		Rebounds				PF	A	TO	BLK	STL	PTS	AVG
				FG-FGA	PCT	3FG-3FGA	PCT	FT-FTA	PCT	OFF	DEF	TOT	AVG							
Bethune-Cookman	11/09/2021	*	28:47	5-8	.625	0-1	.000	1-4	.250	0	3	3	3.0	0	4	1	0	1	11	11.0
Ga. Southern	11/13/2021	*	24:23	2-9	.222	0-1	.000	2-4	.500	0	2	2	2.5	1	1	2	0	1	6	8.5
N.C. A&T	11/15/2021	*	30:01	4-8	.500	0-0	.000	4-5	.800	0	2	2	2.3	3	6	2	1	3	12	9.7
Auburn	11/19/2021	*	38:25	9-19	.474	0-1	.000	1-4	.250	0	6	6	3.3	0	4	2	1	1	19	12.0
Hampton	11/24/2021	*	33:31	6-13	.462	0-1	.000	0-0	.000	0	2	2	3.0	2	2	3	1	0	12	12.0
at Boston College	11/29/2021	*	30:52	5-11	.455	0-1	.000	1-4	.250	0	4	4	3.2	0	3	1	1	0	11	11.8
South Carolina St.	12/03/2021	*	31:31	7-14	.500	0-1	.000	4-5	.800	0	7	7	3.7	1	4	1	0	2	18	12.7
Austin Peay	12/14/2021	*	31:00	3-9	.333	0-0	.000	6-10	.600	1	5	6	4.0	1	5	4	0	1	12	12.6
vs Florida	12/18/2021	*	36:55	8-17	.471	0-1	.000	0-0	.000	0	1	1	3.7	1	5	3	0	3	16	13.0
vs BYU	12/22/2021	*	31:05	1-9	.111	0-1	.000	3-4	.750	1	1	2	3.5	0	0	1	0	1	5	12.2
at Hawaii	12/23/2021	*	34:48	6-13	.462	0-0	.000	5-8	.625	0	1	1	3.3	0	6	2	0	0	17	12.6
vs Wyoming	12/25/2021	*	32:03	7-14	.500	0-0	.000	0-0	.000	0	2	2	3.2	1	0	1	0	0	14	12.8
Houston	01/05/2022	*	32:12	4-10	.400	0-0	.000	1-2	.500	0	0	0	2.9	2	4	1	0	0	9	12.5
at Tulane	01/08/2022	*	28:57	2-4	.500	0-0	.000	0-2	.000	1	2	3	2.9	2	4	2	0	1	4	11.9
at SMU	01/12/2022	*	31:27	6-12	.500	0-1	.000	0-1	.000	0	1	1	2.8	3	1	4	0	0	12	11.9
UCF	01/15/2022	*	29:56	4-14	.286	0-0	.000	5-6	.833	1	6	7	3.1	4	3	4	2	1	13	11.9
at Houston	01/18/2022	*	31:15	4-16	.250	0-3	.000	4-6	.667	0	8	8	3.4	1	8	2	0	0	12	11.9
SMU	01/26/2022	*	29:51	7-16	.438	0-0	.000	0-1	.000	2	1	3	3.3	0	2	1	0	0	14	12.1
at Tulsa	01/29/2022	*	29:29	6-11	.545	0-1	.000	1-2	.500	0	4	4	3.4	1	1	5	0	1	13	12.1
at UCF	02/03/2022	*	35:10	5-16	.313	1-2	.500	0-0	.000	0	0	0	3.2	1	0	4	0	1	11	12.1
Temple	02/07/2022	*	36:35	5-14	.357	0-1	.000	0-0	.000	0	4	4	3.2	1	3	3	1	0	10	12.0
Cincinnati	02/09/2022	*	25:20	4-7	.571	0-0	.000	2-4	.500	0	4	4	3.3	4	2	3	0	0	10	11.9
at Wichita St.	02/12/2022	*	38:04	7-17	.412	1-3	.333	0-0	.000	2	3	5	3.3	1	2	3	0	0	15	12.0
Tulane	02/15/2022	*	24:33	2-4	.500	0-0	.000	0-0	.000	0	0	0	3.2	1	3	2	0	0	4	11.7
Totals			24	756:10	.418	2-19	.105	40-72	.556	8	69	77	3.2	31	73	57	7	17	280	11.7

Player Averages

Games Played	Minutes/ game	Points/ game	FG Pct	3FG Pct	FT Pct	Rebounds/ game	Assists/ game	Turnovers/ game	Assist/Turnover ratio	Steals/ game	Blocks/ game
24	31.5	11.7	41.8	10.5	55.6	3.2	3.0	2.4	1.3	0.7	0.3



**2021-22 South Fla. Men's Basketball
Individual Game-by-Game
All games**

Page 12/14
as of Feb 16, 2022

#24 CHAPLIN, Jamir

Opponent	Date	GS	MIN	Total		3-Pointers		Free throws		Rebounds				PF	A	TO	BLK	STL	PTS	AVG
				FG-FGA	PCT	3FG-3FGA	PCT	FT-FTA	PCT	OFF	DEF	TOT	AVG							
Bethune-Cookman	11/09/2021	*	26:15	6-10	.600	0-1	.000	1-2	.500	1	7	8	8.0	1	2	2	2	1	13	13.0
Ga. Southern	11/13/2021	*	15:59	0-5	.000	0-3	.000	0-0	.000	0	3	3	5.5	3	1	2	0	0	0	6.5
N.C. A&T	11/15/2021	*	25:14	4-11	.364	2-5	.400	2-2	1.000	1	1	2	4.3	1	1	0	1	1	12	8.3
Auburn	11/19/2021	*	28:30	2-6	.333	1-4	.250	0-0	.000	1	1	2	3.8	4	1	1	1	3	5	7.5
Hampton	11/24/2021	*	25:14	3-7	.429	1-3	.333	0-0	.000	3	4	7	4.4	3	2	1	0	1	7	7.4
at Boston College	11/29/2021	*	14:18	1-4	.250	0-3	.000	0-0	.000	2	3	5	4.5	3	2	3	1	1	2	6.5
South Carolina St.	12/03/2021	*	23:52	1-4	.250	0-1	.000	0-0	.000	1	5	6	4.7	4	1	2	2	0	2	5.9
Austin Peay	12/14/2021	*	27:37	3-5	.600	0-1	.000	4-5	.800	1	2	3	4.5	2	2	1	0	1	10	6.4
vs Florida	12/18/2021	*	29:08	2-9	.222	0-3	.000	3-4	.750	1	3	4	4.4	2	0	2	0	2	7	6.4
vs BYU	12/22/2021	*	25:19	2-11	.182	0-3	.000	2-3	.667	1	5	6	4.6	0	0	0	0	1	6	6.4
at Hawaii	12/23/2021		21:54	3-5	.600	0-1	.000	1-4	.250	2	1	3	4.5	4	0	0	2	1	7	6.5
vs Wyoming	12/25/2021		25:56	4-13	.308	0-3	.000	6-7	.857	1	5	6	4.6	2	0	2	0	0	14	7.1
Houston	01/05/2022	*	29:16	5-11	.455	2-4	.500	4-4	1.000	4	3	7	4.8	2	5	0	1	0	16	7.8
at Tulane	01/08/2022	*	31:56	6-11	.545	1-4	.250	4-5	.800	3	1	4	4.7	3	3	4	0	0	17	8.4
at SMU	01/12/2022	*	30:34	6-9	.667	2-3	.667	3-3	1.000	0	4	4	4.7	2	1	1	2	2	17	9.0
UCF	01/15/2022	*	30:28	4-9	.444	0-4	.000	2-2	1.000	5	3	8	4.9	0	2	2	0	1	10	9.1
at Houston	01/18/2022	*	24:13	3-4	.750	1-2	.500	2-2	1.000	1	2	3	4.8	4	0	2	0	0	9	9.1
SMU	01/26/2022		19:42	5-8	.625	1-2	.500	0-0	.000	1	1	2	4.6	3	0	1	0	0	11	9.2
at Tulsa	01/29/2022	*	23:54	1-5	.200	0-2	.000	4-5	.800	1	1	2	4.5	2	2	2	0	1	6	9.0
at UCF	02/03/2022	*	30:01	3-11	.273	1-7	.143	0-2	.000	3	3	6	4.6	3	0	3	0	1	7	8.9
Temple	02/07/2022	*	36:21	5-10	.500	0-2	.000	4-5	.800	1	3	4	4.5	1	2	1	0	1	14	9.1
Cincinnati	02/09/2022	*	27:02	5-9	.556	0-1	.000	0-0	.000	4	2	6	4.6	4	2	0	1	3	10	9.2
at Wichita St.	02/12/2022	*	23:21	2-4	.500	0-1	.000	3-4	.750	1	0	1	4.4	0	2	0	0	0	7	9.1
Totals			20 596:05	76-181	.420	12-63	.190	45-59	.763	39	63	102	4.4	53	31	32	13	21	209	9.1

Player Averages

Games Played	Minutes/game	Points/game	FG Pct	3FG Pct	FT Pct	Rebounds/game	Assists/game	Turnovers/game	Assist/Turnover ratio	Steals/game	Blocks/game
23	25.9	9.1	42.0	19.0	76.3	4.4	1.3	1.4	1.0	0.9	0.6



2021-22 South Fla. Men's Basketball
Individual Game-by-Game
All games

Page 13/14
as of Feb 16, 2022

#33 EVANS IV, Lamont

Opponent	Date	GS	MIN	Total		3-Pointers		Free throws		Rebounds							
				FG-FGA	PCT	3FG-3FGA	PCT	FT-FTA	PCT	OFF	DEF	TOT	AVG	PF	A	TO	BLK
UCF	01/15/2022		00:40	0-1	.000	0-1	.000	0-0	.000	0	0	0	0.0	0	0	0	0
Totals		0	00:40	0-1	.000	0-1	.000	0-0	.000	0	0	0	0.0	0	0	0	0

Player Averages

Games Played	Minutes/ game	Points/ game	FG Pct	3FG Pct	FT Pct	Rebounds/ game	Assists/ game	Turnovers/ game	Assist/Turnover ratio	Steals/ game	Blocks/ game
1	0.7	0.0	0.0	0.0	0.0	0.0	0.0	0.0	0.0	0.0	0.0



**2021-22 South Fla. Men's Basketball
Individual Game-by-Game
All games**

Page 14/14
as of Feb 16, 2022

#54 TCHEWA, Russel

Opponent	Date	GS	MIN	Total		3-Pointers		Free throws		Rebounds				PF	A	TO	BLK	STL	PTS	AVG
				FG-FGA	PCT	3FG-3FGA	PCT	FT-FTA	PCT	OFF	DEF	TOT	AVG							
Bethune-Cookman	11/09/2021	*	22:10	5-6	.833	0-0	.000	6-7	.857	0	4	4	4.0	3	1	0	1	1	16	16.0
Ga. Southern	11/13/2021	*	29:39	1-2	.500	0-0	.000	1-3	.333	6	3	9	6.5	1	2	0	1	0	3	9.5
N.C. A&T	11/15/2021	*	25:11	1-9	.111	0-0	.000	1-2	.500	5	3	8	7.0	0	3	1	0	0	3	7.3
Auburn	11/19/2021	*	14:29	1-3	.333	0-0	.000	0-0	.000	2	2	4	6.3	4	1	2	1	0	2	6.0
Hampton	11/24/2021	*	21:19	4-8	.500	0-0	.000	0-0	.000	0	0	0	5.0	1	0	0	0	0	8	6.4
at Boston College	11/29/2021	*	24:11	2-7	.286	0-0	.000	0-1	.000	3	4	7	5.3	0	0	0	0	0	4	6.0
South Carolina St.	12/03/2021	*	27:03	4-8	.500	0-0	.000	3-5	.600	4	6	10	6.0	0	0	0	0	0	11	6.7
Austin Peay	12/14/2021	*	25:28	2-4	.500	0-0	.000	1-2	.500	1	3	4	5.8	2	1	2	0	0	5	6.5
at Hawaii	12/23/2021		04:48	0-3	.000	0-0	.000	0-0	.000	2	1	3	5.4	3	0	1	0	0	0	5.8
vs Wyoming	12/25/2021		21:59	0-2	.000	0-0	.000	0-0	.000	1	2	3	5.2	4	0	2	0	1	0	5.2
Houston	01/05/2022	*	24:33	2-4	.500	0-0	.000	0-0	.000	4	3	7	5.4	2	0	0	0	0	4	5.1
at Tulane	01/08/2022	*	15:29	1-3	.333	0-0	.000	1-2	.500	1	2	3	5.2	1	0	0	1	0	3	4.9
at SMU	01/12/2022	*	21:58	5-9	.556	0-0	.000	4-6	.667	2	4	6	5.2	1	0	1	0	0	14	5.6
UCF	01/15/2022	*	20:19	2-5	.400	0-0	.000	1-4	.250	3	0	3	5.1	2	0	2	0	1	5	5.6
at Houston	01/18/2022	*	24:45	2-3	.667	0-0	.000	2-4	.500	2	6	8	5.3	2	0	0	0	1	6	5.6
SMU	01/26/2022	*	26:12	2-5	.400	0-0	.000	0-3	.000	1	4	5	5.3	2	0	2	0	1	4	5.5
at Tulsa	01/29/2022	*	27:37	1-4	.250	0-0	.000	3-6	.500	0	7	7	5.4	3	0	2	0	1	5	5.5
at UCF	02/03/2022	*	22:21	5-9	.556	0-0	.000	3-4	.750	1	3	4	5.3	1	0	0	0	0	13	5.9
Temple	02/07/2022	*	31:37	6-10	.600	0-0	.000	1-4	.250	1	3	4	5.2	3	0	3	0	0	13	6.3
Cincinnati	02/09/2022	*	25:39	4-9	.444	0-0	.000	1-3	.333	1	3	4	5.2	3	0	3	0	0	9	6.4
at Wichita St.	02/12/2022	*	34:10	4-7	.571	0-0	.000	4-5	.800	0	4	4	5.1	4	0	4	0	1	12	6.7
Tulane	02/15/2022	*	23:54	3-7	.429	0-0	.000	3-4	.750	4	6	10	5.3	0	0	2	0	0	9	6.8
Totals		20	514:51	57-127	.449	0-0	.000	35-65	.538	44	73	117	5.3	42	8	27	4	7	149	6.8

Player Averages

Games Played	Minutes/ game	Points/ game	FG Pct	3FG Pct	FT Pct	Rebounds/ game	Assists/ game	Turnovers/ game	Assist/Turnover ratio	Steals/ game	Blocks/ game
22	23.4	6.8	44.9	0.0	53.8	5.3	0.4	1.2	0.3	0.3	0.2



South Fla. Men's Basketball
Individual Career Summaries
All games

Page 1/8
as of Feb 16, 2022

BOGGS, Jake

				Field Goals		3-Point		F-Throws		Rebounds									Scoring	
SEASON	TEAM	GP-GS	MIN/AVG	FG-FGA	FG%	3FG-3FGA	3FG%	FT-FTA	FT%	OFF	DEF	TOT	AVG	PF-FO	A	TO	BLK	STL	PTS	AVG
2019-20	UNCW	32-7	596/18.6	60-145	.414	27-77	.351	14-18	.778	21	78	99	3.1	39-0	19	31	12	4	161	5.0
2020-21	UNCW	17-16	432/25.4	59-125	.472	25-57	.439	32-42	.762	19	48	67	3.9	46-1	10	13	15	9	175	10.3
2021-22	USF	22-9	342/15.5	33-99	.333	15-54	.278	4-6	.667	16	40	56	2.5	24-0	8	12	13	8	85	3.9
TOTAL FOR USF		22-9	342/15.5	33-99	.333	15-54	.278	4-6	.667	16	40	56	2.5	24-0	8	12	13	8	85	3.9
TOTAL		71-32	1370/19.3	152-369	.412	67-188	.356	50-66	.758	56	166	222	3.1	109-1	37	56	40	21	421	5.9

Single Game Highs

Statistic	Value	
Points	25	vs St. Andrews 12/09/20
Rebounds	10	vs N.C. A&T 11/15/21
Assists	2	10 times
Steals	2	4 times
Blocks	4	vs Emory & Henry 11/26/19
FG Made	9	vs St. Andrews 12/09/20
FG Attempts	12	at UNC Asheville 11/27/20, at Towson 01/18/21, vs St. Andrews 12/09/20
3FG Made	4	vs N.C. Wesleyan 11/19/19, at Norfolk St. 12/18/20, vs Hofstra 01/31/21
3FG Attempts	6	6 times
FT Made	6	at Norfolk St. 12/18/20
FT Attempts	6	vs JWU (Charlotte) 11/05/19, at Norfolk St. 12/18/20, vs Hofstra 01/31/21

CALLEJA, Mark

				Field Goals		3-Point		F-Throws		Rebounds									Scoring	
SEASON	TEAM	GP-GS	MIN/AVG	FG-FGA	FG%	3FG-3FGA	3FG%	FT-FTA	FT%	OFF	DEF	TOT	AVG	PF-FO	A	TO	BLK	STL	PTS	AVG
2018-19	USF	5-0	16/3.2	2-8	.250	1-6	.167	2-2	1.000	1	2	3	0.6	5-0	1	0	0	1	7	1.4
2019-20	USF	6-0	7/1.1	1-1	1.000	1-1	1.000	0-0	.000	0	0	0	0.0	1-0	0	0	0	2	3	0.5
2020-21	USF	7-0	19/2.7	0-2	.000	0-2	.000	0-2	.000	0	0	0	0.0	3-0	2	3	0	0	0	0.0
2021-22	USF	6-0	27/4.6	1-6	.167	1-4	.250	2-2	1.000	1	1	2	0.3	0-0	3	2	0	1	5	0.8
TOTAL		24-0	69/2.9	4-17	.235	3-13	.231	4-6	.667	2	3	5	0.2	9-0	6	5	0	4	15	0.6

Single Game Highs

Statistic	Value	
Points	3	vs Florida Col. 02/19/19, at SMU 01/01/20, at Houston 01/18/22
Rebounds	2	vs Alcorn 12/21/18
Assists	1	6 times
Steals	1	4 times
FG Made	1	4 times
FG Attempts	4	vs Alcorn 12/21/18, vs Florida Col. 02/19/19
3FG Made	1	vs Florida Col. 02/19/19, at SMU 01/01/20, at Houston 01/18/22
3FG Attempts	3	vs Alcorn 12/21/18, vs Florida Col. 02/19/19
FT Made	2	vs Ohio 11/16/18, vs UCF 01/15/22
FT Attempts	2	vs Ohio 11/16/18, vs FGCU 12/02/20, vs UCF 01/15/22



**South Fla. Men's Basketball
Individual Career Summaries
All games**

Page 2/8
as of Feb 16, 2022

CHAPLIN, Jamir

				Field Goals		3-Point		F-Throws		Rebounds									Scoring	
SEASON	TEAM	GP-GS	MIN/AVG	FG-FGA	FG%	3FG-3FGA	3FG%	FT-FTA	FT%	OFF	DEF	TOT	AVG	PF-FO	A	TO	BLK	STL	PTS	AVG
2019-20	USF	19-0	89/4.7	6-20	.300	0-8	.000	6-9	.667	6	5	11	0.6	13-0	2	3	1	2	18	0.9
2020-21	USF	22-1	364/16.5	43-91	.473	9-31	.290	21-48	.438	24	43	67	3.0	32-0	10	15	5	12	116	5.3
2021-22	USF	23-20	596/25.9	76-181	.420	12-63	.190	45-59	.763	39	63	102	4.4	53-0	31	32	13	21	209	9.1
TOTAL		64-21	1049/16.4	125-292	.428	21-102	.206	72-116	.621	69	111	180	2.8	98-0	43	50	19	35	343	5.4

Single Game Highs

Statistic	Value	
Points	17	at Tulane 01/08/22, at SMU 01/12/22
Rebounds	8	vs Wofford 12/12/20, vs Bethune-Cookman 11/09/21, vs UCF 01/15/22
Assists	5	vs Houston 01/05/22
Steals	3	vs Auburn 11/19/21, vs Cincinnati 02/09/22
Blocks	2	5 times
FG Made	6	4 times
FG Attempts	13	vs Wyoming 12/25/21
3FG Made	2	5 times
3FG Attempts	7	at UCF 02/03/22
FT Made	6	vs Wyoming 12/25/21
FT Attempts	7	vs Wyoming 12/25/21

EVANS IV, Lamont

				Field Goals		3-Point		F-Throws		Rebounds										Scoring	
SEASON	TEAM	GP-GS	MIN/AVG	FG-FGA	FG%	3FG-3FGA	3FG%	FT-FTA	FT%	OFF	DEF	TOT	AVG	PF-FO	A	TO	BLK	STL	PTS	AVG	
2021-22	USF	1-0	1/0.7	0-1	.000	0-1	.000	0-0	.000	0	0	0	0.0	0-0	0	0	0	0	0	0.0	
TOTAL		1-0	1/0.7	0-1	.000	0-1	.000	0-0	.000	0	0	0	0.0	0-0	0	0	0	0	0	0.0	

Single Game Highs

Statistic	Value	
FG Attempts	1	vs UCF 01/15/22
3FG Attempts	1	vs UCF 01/15/22



**South Fla. Men's Basketball
Individual Career Summaries
All games**

Page 3/8
as of Feb 16, 2022

GREENE, Javon

				Field Goals		3-Point		F-Throws		Rebounds									Scoring	
SEASON	TEAM	GP-GS	MIN/AVG	FG-FGA	FG%	3FG-3FGA	3FG%	FT-FTA	FT%	OFF	DEF	TOT	AVG	PF-FO	A	TO	BLK	STL	PTS	AVG
2017-18	GMU	33-0	583/17.7	51-144	.354	20-84	.238	25-39	.641	4	87	91	2.8	58-1	31	31	7	25	147	4.5
2018-19	GMU	33-28	931/28.2	99-222	.446	35-114	.307	76-84	.905	25	136	161	4.9	91-1	39	48	9	42	309	9.4
2019-20	GMU	31-28	998/32.2	135-340	.397	62-183	.339	97-119	.815	17	156	173	5.6	95-3	81	95	6	55	429	13.8
2020-21	GMU	22-19	630/28.6	80-189	.423	39-104	.375	55-71	.775	11	99	110	5.0	62-1	48	54	1	40	254	11.5
2021-22	USF	23-23	699/30.4	62-187	.332	35-114	.307	59-74	.797	12	91	103	4.5	42-2	50	47	7	43	218	9.5
TOTAL FOR USF		23-23	699/30.4	62-187	.332	35-114	.307	59-74	.797	12	91	103	4.5	42-2	50	47	7	43	218	9.5
TOTAL		142-98	3842/27.1	427-1082	.395	191-599	.319	312-387	.806	69	569	638	4.5	348-8	249	275	30	205	1357	9.6

Single Game Highs

Statistic	Value	
Points	39	vs Richmond 01/18/20
Rebounds	12	vs American 11/09/18
Assists	7	at UCF 02/03/22
Steals	6	at Richmond 02/03/18, vs Hampton 11/24/21
Blocks	2	at Richmond 02/03/18
FG Made	15	vs Richmond 01/18/20
FG Attempts	22	vs Richmond 01/18/20
3FG Made	5	4 times
3FG Attempts	11	vs James Madison 11/16/19
FT Made	13	vs Massachusetts 01/22/20
FT Attempts	16	vs Massachusetts 01/22/20



**South Fla. Men's Basketball
Individual Career Summaries
All games**

Page 4/8
as of Feb 16, 2022

HINES JR., Sam

				Field Goals		3-Point		F-Throws		Rebounds										Scoring	
SEASON	TEAM	GP-GS	MIN/AVG	FG-FGA	FG%	3FG-3FGA	3FG%	FT-FTA	FT%	OFF	DEF	TOT	AVG	PF-FO	A	TO	BLK	STL	PTS	AVG	
2020-21	Denver	20-18	584/29.2	83-178	.466	3-19	.158	43-65	.662	35	81	116	5.8	55-3	27	47	11	12	212	10.6	
2021-22	USF	24-7	408/17.0	31-96	.323	0-9	.000	17-24	.708	25	53	78	3.3	52-0	15	28	10	17	79	3.3	
TOTAL FOR USF		24-7	408/17.0	31-96	.323	0-9	.000	17-24	.708	25	53	78	3.3	52-0	15	28	10	17	79	3.3	
TOTAL		44-25	993/22.6	114-274	.416	3-28	.107	60-89	.674	60	134	194	4.4	107-3	42	75	21	29	291	6.6	

Single Game Highs

Statistic	Value	
Points	19	at Kansas City 02/20/21
Rebounds	13	vs Northern Ariz. 12/22/20
Assists	5	at Wichita St. 02/12/22
Steals	2	6 times
Blocks	3	vs Oral Roberts 01/16/21, vs Austin Peay 12/14/21
FG Made	8	at Kansas City 02/20/21
FG Attempts	13	4 times
3FG Made	1	vs Dixie St. 12/12/20, vs North Dakota 02/06/21, vs UC Riverside 12/06/20
3FG Attempts	3	at South Dakota 01/03/21, vs UC Riverside 12/06/20
FT Made	7	vs Texas St. 12/19/20
FT Attempts	8	vs Texas St. 12/19/20, at South Dakota 01/03/21

MATOS, Bayron

				Field Goals		3-Point		F-Throws		Rebounds										Scoring	
SEASON	TEAM	GP-GS	MIN/AVG	FG-FGA	FG%	3FG-3FGA	3FG%	FT-FTA	FT%	OFF	DEF	TOT	AVG	PF-FO	A	TO	BLK	STL	PTS	AVG	
2020-21	UNM	20-15	379/18.9	50-95	.526	0-0	.000	20-51	.392	42	39	81	4.1	36-0	6	21	11	4	120	6.0	
2021-22	USF	21-4	238/11.3	12-29	.414	0-0	.000	7-12	.583	23	34	57	2.7	31-0	5	15	4	2	31	1.5	
TOTAL FOR USF		21-4	238/11.3	12-29	.414	0-0	.000	7-12	.583	23	34	57	2.7	31-0	5	15	4	2	31	1.5	
TOTAL		41-19	616/15.0	62-124	.500	0-0	.000	27-63	.429	65	73	138	3.4	67-0	11	36	15	6	151	3.7	

Single Game Highs

Statistic	Value	
Points	16	vs LeTourneau 12/17/20
Rebounds	10	vs LeTourneau 12/17/20
Assists	2	at Rice 12/13/20, vs Our Lady of the Lake 12/15/20
Steals	1	6 times
Blocks	3	vs Our Lady of the Lake 12/15/20
FG Made	7	vs LeTourneau 12/17/20
FG Attempts	14	vs LeTourneau 12/17/20
FT Made	4	at UNLV 01/16/21
FT Attempts	7	vs Nevada 12/31/20



**South Fla. Men's Basketball
Individual Career Summaries
All games**

Page 5/8
as of Feb 16, 2022

MCCREARY, Jalyn

				Field Goals		3-Point		F-Throws		Rebounds									Scoring	
SEASON	TEAM	GP-GS	MIN/AVG	FG-FGA	FG%	3FG-3FGA	3FG%	FT-FTA	FT%	OFF	DEF	TOT	AVG	PF-FO	A	TO	BLK	STL	PTS	AVG
2019-20	USC	27-0	311/11.5	47-82	.573	0-1	.000	17-45	.378	29	43	72	2.7	76-2	7	21	12	7	111	4.1
2020-21	USC	17-1	225/13.2	37-76	.487	0-1	.000	13-22	.591	22	21	43	2.5	47-0	5	16	18	8	87	5.1
2021-22	USF	16-2	225/14.0	37-71	.521	2-3	.667	5-11	.455	19	29	48	3.0	35-1	7	14	12	4	81	5.1
TOTAL FOR USF		16-2	225/14.0	37-71	.521	2-3	.667	5-11	.455	19	29	48	3.0	35-1	7	14	12	4	81	5.1
TOTAL		60-3	761/12.7	121-229	.528	2-5	.400	35-78	.449	70	93	163	2.7	158-3	19	51	42	19	279	4.7

Single Game Highs

Statistic	Value	
Points	15	vs Ole Miss 03/11/21
Rebounds	9	vs Texas A&M 01/06/21
Assists	3	at SMU 01/12/22
Steals	2	4 times
Blocks	4	vs Georgia 01/27/21
FG Made	7	at Tulane 01/08/22
FG Attempts	10	vs Florida 12/18/21
3FG Made	1	vs Hampton 11/24/21, at Boston College 11/29/21
3FG Attempts	2	at Boston College 11/29/21
FT Made	7	vs Ole Miss 03/11/21
FT Attempts	10	vs Ole Miss 03/11/21

MOSS, Trey

				Field Goals		3-Point		F-Throws		Rebounds									Scoring	
SEASON	TEAM	GP-GS	MIN/AVG	FG-FGA	FG%	3FG-3FGA	3FG%	FT-FTA	FT%	OFF	DEF	TOT	AVG	PF-FO	A	TO	BLK	STL	PTS	AVG
2021-22	USF	24-0	220/9.2	11-46	.239	4-25	.160	1-6	.167	3	18	21	0.9	18-0	27	12	0	3	27	1.1
TOTAL		24-0	220/9.2	11-46	.239	4-25	.160	1-6	.167	3	18	21	0.9	18-0	27	12	0	3	27	1.1

Single Game Highs

Statistic	Value	
Points	4	vs SMU 01/26/22
Rebounds	3	vs Tulane 02/15/22
Assists	4	vs Ga. Southern 11/13/21
Steals	1	vs Ga. Southern 11/13/21, vs BYU 12/22/21, at Houston 01/18/22
FG Made	1	11 times
FG Attempts	4	vs BYU 12/22/21
3FG Made	1	4 times
3FG Attempts	3	vs BYU 12/22/21, vs UCF 01/15/22
FT Made	1	vs SMU 01/26/22
FT Attempts	4	vs SMU 01/26/22



**South Fla. Men's Basketball
Individual Career Summaries
All games**

Page 6/8
as of Feb 16, 2022

MURPHY, Caleb

				Field Goals		3-Point		F-Throws		Rebounds									Scoring	
SEASON	TEAM	GP-GS	MIN/AVG	FG-FGA	FG%	3FG-3FGA	3FG%	FT-FTA	FT%	OFF	DEF	TOT	AVG	PF-FO	A	TO	BLK	STL	PTS	AVG
2020-21	USF	21-18	499/23.8	71-192	.370	6-31	.194	27-46	.587	6	43	49	2.3	36-0	60	54	5	18	175	8.3
2021-22	USF	24-24	756/31.5	119-285	.418	2-19	.105	40-72	.556	8	69	77	3.2	31-0	73	57	7	17	280	11.7
TOTAL		45-42	1256/27.9	190-477	.398	8-50	.160	67-118	.568	14	112	126	2.8	67-0	133	111	12	35	455	10.1

Single Game Highs

Statistic	Value	
Points	20	at Memphis 12/29/20
Rebounds	8	at Houston 01/18/22
Assists	8	at Houston 01/18/22
Steals	3	vs N.C. A&T 11/15/21, vs Florida 12/18/21
Blocks	2	vs UCF 01/15/22
FG Made	9	at Memphis 12/29/20, vs Auburn 11/19/21
FG Attempts	19	vs Auburn 11/19/21
3FG Made	2	vs FGCU 12/02/20
3FG Attempts	6	at Temple 02/21/21
FT Made	6	vs Stetson 12/08/20, vs Austin Peay 12/14/21
FT Attempts	10	vs Stetson 12/08/20, vs Austin Peay 12/14/21

PATRICK, Dj

				Field Goals		3-Point		F-Throws		Rebounds									Scoring	
SEASON	TEAM	GP-GS	MIN/AVG	FG-FGA	FG%	3FG-3FGA	3FG%	FT-FTA	FT%	OFF	DEF	TOT	AVG	PF-FO	A	TO	BLK	STL	PTS	AVG
2021-22	USF	23-2	327/14.2	32-105	.305	24-79	.304	3-5	.600	8	18	26	1.1	25-0	11	13	3	3	91	4.0
TOTAL		23-2	327/14.2	32-105	.305	24-79	.304	3-5	.600	8	18	26	1.1	25-0	11	13	3	3	91	4.0

Single Game Highs

Statistic	Value	
Points	19	at Houston 01/18/22
Rebounds	6	at Boston College 11/29/21
Assists	2	vs UCF 01/15/22, vs Wyoming 12/25/21
Steals	1	vs N.C. A&T 11/15/21, at Boston College 11/29/21, at Hawaii 12/23/21
Blocks	1	at Boston College 11/29/21, vs South Carolina St. 12/03/21, at Hawaii 12/23/21
FG Made	7	at Houston 01/18/22
FG Attempts	14	vs Ga. Southern 11/13/21
3FG Made	6	vs Ga. Southern 11/13/21
3FG Attempts	13	vs Ga. Southern 11/13/21
FT Made	2	vs South Carolina St. 12/03/21
FT Attempts	2	vs South Carolina St. 12/03/21, vs Houston 01/05/22



**South Fla. Men's Basketball
Individual Career Summaries
All games**

Page 7/8
as of Feb 16, 2022

SMITH JR., Serrel

SEASON	TEAM	GP-GS	MIN/AVG	Field Goals		3-Point		F-Throws		Rebounds									Scoring	
				FG-FGA	FG%	3FG-3FGA	3FG%	FT-FTA	FT%	OFF	DEF	TOT	AVG	PF-FO	A	TO	BLK	STL	PTS	AVG
2018-19	MD	34-0	407/12.0	38-107	.355	20-61	.328	21-25	.840	7	36	43	1.3	34-0	17	18	0	8	117	3.4
2019-20	MD	27-0	207/7.7	14-56	.250	7-31	.226	5-9	.556	4	18	22	0.8	17-0	12	15	1	4	40	1.5
2020-21	ETSU	25-17	592/23.7	57-154	.370	17-64	.266	44-53	.830	11	47	58	2.3	40-0	28	29	1	24	175	7.0
2021-22	USF	21-1	198/9.4	21-73	.288	7-34	.206	17-22	.773	4	12	16	0.8	11-0	6	15	1	4	66	3.1
TOTAL FOR USF		21-1	198/9.4	21-73	.288	7-34	.206	17-22	.773	4	12	16	0.8	11-0	6	15	1	4	66	3.1
TOTAL		107-18	1404/13.1	130-390	.333	51-190	.268	87-109	.798	26	113	139	1.3	102-0	63	77	3	40	398	3.7

Single Game Highs

Statistic	Value	
Points	21	vs The Citadel 01/30/21
Rebounds	8	vs Wofford 02/13/21
Assists	3	vs Western Caro. 12/30/20, vs VMI 01/18/21
Steals	5	vs Lee 12/19/20
Blocks	1	at Rutgers 03/03/20, vs Furman 01/23/21, at Boston College 11/29/21
FG Made	7	vs The Citadel 01/30/21
FG Attempts	11	vs VMI 01/18/21, vs Tulane 02/15/22
3FG Made	4	vs Tulane 02/15/22
3FG Attempts	7	vs N.C. A&T 11/12/18, vs Tulane 02/15/22
FT Made	6	vs Western Caro. 12/30/20
FT Attempts	7	vs Ohio St. 02/23/19

TCHEWA, Russel

SEASON	TEAM	GP-GS	MIN/AVG	Field Goals		3-Point		F-Throws		Rebounds									Scoring	
				FG-FGA	FG%	3FG-3FGA	3FG%	FT-FTA	FT%	OFF	DEF	TOT	AVG	PF-FO	A	TO	BLK	STL	PTS	AVG
2019-20	TTU	23-1	115/5.0	17-34	.500	0-0	.000	4-7	.571	8	13	21	0.9	16-0	4	9	7	3	38	1.7
2020-21	USF	22-3	259/11.8	28-62	.452	0-0	.000	16-34	.471	22	30	52	2.4	41-1	2	18	6	5	72	3.3
2021-22	USF	22-20	515/23.4	57-127	.449	0-0	.000	35-65	.538	44	73	117	5.3	42-0	8	27	4	7	149	6.8
TOTAL FOR USF		44-23	774/17.6	85-189	.450	0-0	.000	51-99	.515	66	103	169	3.8	83-1	10	45	10	12	221	5.0
TOTAL		67-24	889/13.3	102-223	.457	0-0	.000	55-106	.519	74	116	190	2.8	99-1	14	54	17	15	259	3.9

Single Game Highs

Statistic	Value	
Points	16	vs Bethune-Cookman 11/09/21
Rebounds	10	vs South Carolina St. 12/03/21, vs Tulane 02/15/22
Assists	3	vs N.C. A&T 11/15/21
Steals	2	vs Bethune-Cookman 11/09/19
Blocks	1	17 times
FG Made	6	vs Temple 02/07/22
FG Attempts	10	vs Temple 02/07/22
FT Made	6	vs Bethune-Cookman 11/09/21
FT Attempts	7	vs Bethune-Cookman 11/09/21



**South Fla. Men's Basketball
Individual Career Summaries
All games**

Page 8/8
as of Feb 16, 2022

WALKER JR., Corey

				Field Goals		3-Point		F-Throws		Rebounds										Scoring	
SEASON	TEAM	GP-GS	MIN/AVG	FG-FGA	FG%	3FG-3FGA	3FG%	FT-FTA	FT%	OFF	DEF	TOT	AVG	PF-FO	A	TO	BLK	STL		PTS	AVG
2021-22	USF	14-8	249/17.8	22-56	.393	2-14	.143	15-19	.789	15	36	51	3.6	33-1	12	11	14	20		61	4.4
TOTAL		14-8	249/17.8	22-56	.393	2-14	.143	15-19	.789	15	36	51	3.6	33-1	12	11	14	20		61	4.4

Single Game Highs

Statistic	Value	
Points	11	vs Tulane 02/15/22
Rebounds	11	at Wichita St. 02/12/22
Assists	3	vs Temple 02/07/22, at Wichita St. 02/12/22
Steals	4	at Houston 01/18/22, at Hawaii 12/23/21
Blocks	4	at Wichita St. 02/12/22
FG Made	4	vs BYU 12/22/21, at Wichita St. 02/12/22, vs Tulane 02/15/22
FG Attempts	7	vs BYU 12/22/21, vs Tulane 02/15/22
3FG Made	1	at Wichita St. 02/12/22, vs Tulane 02/15/22
3FG Attempts	2	vs BYU 12/22/21, vs Tulane 02/15/22, at Hawaii 12/23/21
FT Made	4	at Hawaii 12/23/21
FT Attempts	4	vs UCF 01/15/22, vs Temple 02/07/22, at Hawaii 12/23/21