



2020-21 USF BULLS

WOMEN'S BASKETBALL GAME NOTES

NCAA Tournament (6): 2018, 2017, 2016, 2015, 2013, 2006
WNIT (9): 2019, 2014, 2012, 2010, 2009, 2008, 2007, 2005, 2004
WNIT Champions (1): 2009 | WNIT Final Four (2): 2014, 2009

Primary Contact: Michael Hogan | Phone: (W) 813-974-5755 (C) 813-469-0616 | Email: mhogan@usf.edu
Twitter: @USFWBB | Instagram: USFWBB | Facebook: facebook.com/usfwomensbasketball | Web: GoUSFBulls.com

2020-21 USF SCHEDULE/RESULTS

NOVEMBER

28 Jacksonville (ESPN+) W, 84-46

DECEMBER

1 No. 4/4 Baylor (ESPN+) L, 67-62

5 No. 6/7 Mississippi State \$ (ESPN+) W, 67-63 (ot)

13 Stetson (ESPN+) W, 85-43

16 at Memphis * W, 65-58

19 Houston * (ESPN+) (rescheduled to Jan. 9) Postponed

22 at Cincinnati * (ESPN+) W, 73-61

30 at Tulsa * (ESPN+) W, 63-35

JANUARY

2 East Carolina * # (ESPN+) W, 71-58

6 Wichita State * # (ESPN+) W, 66-48

9 Houston * (ESPN+) (rescheduled from Dec. 19) W, 80-51

13 at Tulane * (ESPN+) W, 72-53

17 Memphis * % (ESPNU) No Contest

20 at Wichita State * (ESPN+) Postponed

23 at East Carolina * (ESPN+) Postponed

27 Temple * (ESPN+) Postponed

30 Cincinnati * (ESPN+) (rescheduled to Feb. 17) Postponed

FEBRUARY

3 at SMU * (ESPN+) Canceled

7 at UCF * (ESPN2) (rescheduled to March 4) Postponed

13 Tulsa * # (ESPN+) W, 67-46

17 SMU * (ESPN+) Canceled

17 Cincinnati * (ESPN+) (rescheduled from Jan. 30) W, 69-65 (ot)

20 Tulane * # (ESPN+) W, 78-69

24 at Temple * (ESPN+) W, 56-47

27 at Houston * (ESPN+) 3 p.m.

MARCH

2 UCF * (ESPN+) 5:30 p.m.

4 at UCF * (ESPNU) (rescheduled from Feb. 7) 5 p.m.

8 AAC Tournament First Round ^ TBA

9 AAC Tournament Quarterfinals ^ TBA

10 AAC Tournament Semifinals ^ TBA

11 AAC Tournament Finals ^ TBA

* American Athletic Conference Game

\$ AAC/Southeastern Conference Challenge

^ American Athletic Conference Tournament, Fort Worth, Texas.

Doubleheader with the USF men's basketball team

All times are Eastern time and are subject to change

% Game was classified a "No Contest" by the NCAA. Memphis forfeited its Jan. 17 game to USF, resulting in a USF conference win for seeding purposes only. The game is not recognized by the NCAA.

GAME 16 | SAT., FEB. 27 | 3 P.M. | HOUSTON, TEXAS | FERTITTA CENTER



No. 13/13 USF
BULLS
14-1, 12-0* AAC

AT

HOUSTON
COUGARS
14-5, 11-4 AAC



Last Game _____ Feb. 24 at Temple (W, 56-47)
Next Game _____ March 2 vs. UCF, 7 p.m.
Head Coach _____ Jose Fernandez
Alma Mater _____ FIU, 1994
Career Record _____ 387-273 (21st season)
at USF _____ Same

Last Game _____ Feb. 24 at Wichita St. (W, 77-65)
Next Game _____ March 2 vs. Cincinnati, 6 p.m.
Head Coach _____ Ronald Hughey
Alma Mater _____ Limestone College, 2006
Career Record _____ 85-119 (Seventh season)
at Houston _____ Same

* The American Athletic Conference declared a forfeit win for USF against Memphis for conference-standings purposes only as a result of the scheduled game from Jan. 17. See page 8 for more details.

GAMEDAY INFORMATION

TV/Stream _____ ESPN+ (\$) _____
_____ Matt Peterson (PxP), Da'Yon Dunlap (Analyst)
Audio _____ Bulls Unlimited (iHeartRadio/GoUSFBulls.com)
_____ Darek Sharp (PxP), Brigid Merenda (Analyst)

Live Stats _____ GoUSFBulls.com/StatBroadcast
Series _____ USF leads series, 17-7
Twitter Updates _____ @USFWBB
Tickets _____ N/A

QUICK HITS

■ No. 13/13 USF closes out its two-game road trip on Saturday when the Bulls face Houston in another critical American Athletic Conference showdown ... Tip-off at the Fertitta Center is 3 p.m. ET (ESPN+) ... USF looks for its 14th-straight win.

■ USF is currently in the midst of a program-record 13-game winning streak, the seventh longest in the nation, through Feb. 24 ... The Bulls also boast the fifth best winning percentage in the nation (.933).

■ USF is coming off a 56-47 win over Temple on Wednesday in Philadelphia ... Bethy Mununga led the way for the Bulls with a 10-point, 20-rebound effort, while Shae Leverett, Sydney Harvey, Elisa Pinzan and Elena Tsineke all added nine points apiece.

■ Elena Tsineke, Bethy Mununga and Sydney Harvey are all tied for the team lead in scoring, averaging 11.8 points per game ... Mununga leads the team in rebounding, grabbing 12.9 boards per contest.

USF'S PROBABLE STARTERS



PG | 5-6 | JR.

4 - ELISA
PINZAN

PPG 9.7
RPG 3.5
APG 7.0
SPG 1.9



G | 5-10 | Jr.

3 - SYDNI
HARVEY


PPG 11.8
RPG 2.5
APG 1.9
SPG 0.8



G | 5-8 | So.

5 - ELENA
TSINEKE

PPG 11.8
RPG 1.9
APG 2.0
SPG 0.3



F | 6-0 | SR.

20 - BETHY
MUNUNGA

PPG 11.8
RPG 12.9
APG 1.3
SPG 1.5



C | 6-2 | P-BAC

21 - SHAE
LEVERETT

PPG 5.7
RPG 6.9
BPG 1.1
SPG 1.0

USF QUICK FACTS

THE UNIVERSITY

City/Zip Code	Tampa, Fla. 33620
Founded	1956
Enrollment	50,577
Nickname	Bulls
Arena	Yuengling Center
Capacity	10,411
Affiliation	NCAA Division I
Conference	The American Athletic Conference
President	Dr. Steven C. Currall
Vice President of Athletics	Michael Kelly
Sr. Assoc. Director of Athletics/SWA	Marquita Armstead

BASKETBALL HISTORY

First Year	1972-73
All-Time Record	682-687 (49th year)
All-Time AAC Record	94-35 (Sixth season)
All-Time BIG EAST Record	151-112 (Eight seasons)
All-Time Conference USA Record	113-168 (10 seasons)
All-Time Metro Conference Record	34-64 (Four seasons)
All-Time Sun Belt Conference Record	71-118 (Seven seasons)
All-Time Post-Season	17-14 (NCAA & WNIT)
AAC Tournament Record	12-7
NCAA Tournament Record	3-6
Years in NCAA Tourn./Last	6/2018
Last NCAA opponent	March 17, 2018 vs. 11 seed Buffalo (Tallahassee, Fla.)
Result	Lost, 102-79
WNIT Record	14-8
Years in the WNIT Tourn./Last	9/2019
Last WNIT opponent	March 24, 2019 at James Madison
Result	Lost, 71-54

COACHING STAFF

Head Coach	Jose Fernandez
Alma Mater, Year	Florida International '94
Record at USF (Years)	387-273 (21st season)
Career Record (Years)	Same
Career Conference Record (Years)	174-155 (21st season)
Associate Head Coach	Michele Woods-Baxter, St. John Fisher '87
Assistant Head Coach	Danny Hughes, TCU '89
Assistant Coach/Rec. Coord.	Yolisha Jackson, Jacksonville '05
Director of Basketball Operations	Jim Baxter, Indiana State '74
Coord. of Basketball Oper.	Mercedes Jorge, Embry-Riddle '17
Video Coordinator	Anthony Brammer, Old Dominion '08
Strength & Conditioning Coach	Irele Oderinde, WKU, '03
Certified Athletic Trainer	Anita Fanelli, Millersville, '85
Administrative Assistant	Barbara Riffe

ATHLETIC MEDIA RELATIONS

Associate Dir. of Communications/WBB Contact	Michael Hogan
Office Phone	(813) 974-5755
Cell Phone	(813) 469-0616
E-mail	mhogan@usf.edu

2020-21 USF BULLS



► Standing (L-R): Bethy Mununga, Jade Blagrove, Shae Leverett, Beatriz Jordao, Tereza Vitulova, Angelee Rodriguez, Cristina Bermejo, Kristyna Brabencova Sitting (L-R): Maria Alvarez, Sara Guerreiro, Elisa Pinzan, Sydni Harvey, Elena Tsineke, Mihaela Lazic.

No.	Name	P	Ht.	Yr.	Hometown/High School/Previous School
0	Tereza Vitulova	C	6-2	Jr.	Domasov, Czech Republic/Sportovni Gymnazium L Danka/Wyoming
1	Maria Alvarez	G	5-7	So.	Bal Harbour, Fla./Miami Country Day School
2	Mihaela Lazic	PG	5-6	R-Fr.	Slavonski Brod, Croatia/Klasicna Gimnazija
3	Sydni Harvey	G	5-10	Jr.	Nashville, Tenn./Brentwood Academy
4	Elisa Pinzan	PG	5-8	Jr.	Murano, Italy/Istituto Tecnico Algarotti Venezia
5	Elena Tsineke	G	5-8	So.	Thessaloniki, Greece/Hellenic College of Thessaloniki
11	Jade Blagrove	F	6-2	Fr.	Barendrecht, Netherlands/Calandlyceum
12	Cristina Bermejo	W	6-1	So.	Sant Just Desvern, Spain/Ins Sant Just Desvern
13	Sara Guerreiro	G	5-8	Fr.	Seixal, Portugal/Escola Básica e Secundária Amélia Rey Colasso
20	Bethy Mununga	F	6-0	Sr.	Zellik, Belgium/Institut Sainte-Marie Jambes/NE Oklahoma A&M
21	Shae Leverett	C	6-2	P-Bacc.	Rincon, Ga./South Effingham H.S.
22	Kristyna Brabencova	W	6-0	So.	Brno, Czech Republic/Kšpa Kladno
24	Angelee Rodriguez	F/C	6-2	Fr.	Las Piedras, Puerto Rico/St. Thomas Aquinas H.S.
31	Beatriz Jordao	C	6-3	Jr.	Pombal, Portugal/Escola Secundária e Silva
34	Silvia Serrat	F	6-1	R-Jr.	Banyoles, Spain/Joaquim Blume H.S.

USF BASKETBALL STAFF

Head Coach: Jose Fernandez (Florida International, '94) – 21st Season at USF/21st overall as head coach
 Associate Head Coach: Michele Woods-Baxter (St. John Fisher, '87) – 13th season at USF
 Assistant Head Coach: Danny Hughes (TCU, '90) – Third season at USF
 Assistant Coach/Recruiting Coordinator: Yolisha Jackson (Jacksonville, '05) – First season at USF
 Director of Operations: Jim Baxter (Indiana State, '74) – Eighth season at USF
 Coordinator of Basketball Operations: Mercedes Jorge (Embry-Riddle, '17) – First season at USF
 Video Coordinator: Anthony Brammer (Old Dominion, '08) – Second season at USF
 Strength and Conditioning: Irele Oderinde (WKU, '03) – First season at USF
 Certified Athletic Trainer: Anita Fanelli (Millersville, '85, '88) – Sixth season at USF

PRO-NUN-SEE-A-SHUN GUIDE

Players

Cristina Bermejo: Chris-Tina Bur-MAY-Hoe
 Kristyna Brabencova: Chris-Tina Bra-BIN-Soe-Vuh
 Jade Blagrove: Blay-GROVE
 Sara Guerreiro: Guh-RYE-row
 Sydni Harvey: Sid-NEE
 Beatriz Jordao: Be-UH-Triz Jor-DOW
 Mihaela Lazic: Me-HIGH-La Lah-ZICH
 Shae Leverett: LEV-Rett
 Bethy Mununga: Betty MOO-Nun-Guh
 Elisa Pinzan: Uh-LEEZA PIN-Zahn

Silvia Serrat: SIR-ott
 Elena Tsineke: Uh-LAY-Nuh CHIN-ECK-eh
 Tereza Vitulova: Tuh-RAY-Zuh Vit-Too-Low-Vuh

Staff

Assistant Coach Yolisha Jackson: YO-Lee-Shuh
 Strength Coach Irele Oderinde: EAR-Lay Oder-IN-Day
 Certified Athletic Trainer Anita Fanelli: Fuh-NEL-ee

USF BROADCAST NOTES



0

		TEREZA VITULOVA ^(TUH-RAY-ZUH) ^(VIT-TOO-LOW-VUH)						Note: USF career stats only	
	GP/S	PPG	RPG	APG	SPG	BPG	FG%	FT%	
20-21	9/0	1.2	0.8	0.0	0.1	0.0	17.6	100.0	
Career	9/0	1.2	0.8	0.0	0.1	0.0	17.6	100.0	



1

		MARIA ALVAREZ							
	GP/S	PPG	RPG	APG	SPG	BPG	FG%	FT%	
20-21	13/1	8.5	2.1	1.1	0.6	0.0	37.9	78.9	
Career	28/9	8.6	2.5	2.3	0.8	0.0	35.3	64.1	



2

		MIHAELA LAZIC ^(ME-HIGH-LA) ^(LAH-ZICH)							
	GP/S	PPG	RPG	APG	SPG	BPG	FG%	FT%	
20-21	14/2	2.1	0.7	1.3	0.1	0.0	38.7	50.0	
Career	14/2	1.9	0.8	1.2	0.1	0.0	35.7	50.0	



3

		SYDNI HARVEY ^(SID-NEE)							
	GP/S	PPG	RPG	APG	SPG	BPG	FG%	FT%	
20-21	15/15	11.8	2.5	1.9	0.8	0.1	34.5	75.4	
Career	69/55	11.8	2.2	2.0	0.8	0.1	33.7	81.9	



4

		ELISA PINZAN ^(UH-LEEZA) ^(PIN-ZAHN)							
	GP/S	PPG	RPG	APG	SPG	BPG	FG%	FT%	
20-21	15/15	9.7	3.5	7.0	1.9	0.1	33.8	75.8	
Career	73/54	7.2	2.6	4.5	1.1	0.0	32.3	79.8	



5

		ELENA TSINEKE ^(UH-LAY-NUH) ^(CHIN-ECK-EH)							
	GP/S	PPG	RPG	APG	SPG	BPG	FG%	FT%	
20-21	13/9	11.8	1.9	2.0	0.3	0.2	38.4	88.9	
Career	40/31	12.2	2.0	1.8	0.6	0.3	37.7	88.4	



11

		JADE BLAGROVE ^(BLAY-GROVE)							
	GP/S	PPG	RPG	APG	SPG	BPG	FG%	FT%	
20-21	4/0	1.3	0.8	0.3	0.3	0.0	100.0	75.0	
Career	4/0	1.3	0.8	0.3	0.3	0.0	100.0	75.0	



12

		CRISTINA BERMEJO ^(BUR-MAY-HOE)							
	GP/S	PPG	RPG	APG	SPG	BPG	FG%	FT%	
20-21	14/1	1.3	1.9	0.4	0.2	0.1	25.0	100.0	
Career	38/3	1.8	1.9	0.6	0.4	0.2	30.6	75.0	



13

		SARA GUERREIRO ^(GUH-RYE-row)							
	GP/S	PPG	RPG	APG	SPG	BPG	FG%	FT%	
20-21	8/0	1.3	1.0	0.3	0.1	0.0	29.4	0.0	
Career	8/0	1.3	1.0	0.3	0.1	0.0	29.4	0.0	



20

		BETHY MUNUNGA ^(BETTY) ^(MOO-NUN-GUH)							
	GP/S	PPG	RPG	APG	SPG	BPG	FG%	FT%	
20-21	15/15	11.8	12.4	1.3	1.5	1.1	49.2	70.1	
Career	44/42	10.1	11.0	1.2	1.3	1.0	49.7	70.5	



21

		SHAE LEVERETT							
	GP/S	PPG	RPG	APG	SPG	BPG	FG%	FT%	
20-21	15/14	5.7	6.9	0.6	1.0	1.1	61.6	44.9	
Career	108/50	5.2	5.8	0.4	0.5	0.9	60.6	56.0	



22

		KRISTYNA BRABENCOVA ^(CHRIS-TINA) ^(BRA-BIN-SOE-VUH)							
	GP/S	PPG	RPG	APG	SPG	BPG	FG%	FT%	
20-21	14/2	5.6	3.4	1.0	0.4	0.5	28.6	90.9	
Career	39/17	6.5	3.4	1.5	0.5	0.7	29.9	70.7	



24

		ANGELEE RODRIGUEZ							
	GP/S	PPG	RPG	APG	SPG	BPG	FG%	FT%	
20-21	4/0	1.3	1.3	0.0	0.0	0.0	40.0	100.0	
Career	4/0	1.3	1.3	0.0	0.0	0.0	40.0	100.0	



31

		BEATRIZ JORDAO ^(JOR-DOW)							
	GP/S	PPG	RPG	APG	SPG	BPG	FG%	FT%	
20-21	14/1	3.6	3.9	0.7	0.3	0.9	54.5	50.0	
Career	56/23	4.9	3.8	0.5	0.3	0.9	51.1	64.3	

C | 6-2 | JR. | DOMASOV, CZECH REPUBLIC

- Transferred from Wyoming ... All-MWC in '19-20 ... Eligible on 12/16 due to the NCAA One-Time Blanket Transfer Waiver.
- Averaged a team-high 14.2 ppg, 5.6 rpg in 29 GP/GS at UW ... Had 4 pts., 1 rbd. at Cincinnati (12/22) in USF debut.
- Was a member of the U16, U18 and U20 National Teams for the Czech Rep., with teammate Kristyna Brabencova.

G | 5-7 | SO. | MIAMI, FLA.

- Season-ending knee injury vs. Cincinnati (1/5/19) ... Double figures in 11-of-28 career GP ... 2nd in AAC in 3pt FG pct. (39.2).
- Career high 23 pts. vs. Houston (1/9) ... 18 pts. vs. No. 4 Baylor (12/1) ... 6 state titles at Miami Country Day.
- Born in Colombia ... Set a FIBA record with 10 3pt. FGM for Colombia vs. Belarus in 2019 FIBA U17 World Cup.

PG | 5-6 | R-FR. | SLAVONSKI BROD, CROATIA

- Had 1st career start vs. Tulsa (2/13) and netted a career-high 10 points ... Had 6 pts., 5 asts. vs. Jacksonville (11/28).
- Only 1 GP in '19-20 due to a back injury ... Played in the '17, '18 FIBA European Championships for Croatia.
- Avg. 7.9 ppg., 3.2 rpg., 1.8 apg. in 7 games with Croatia in the 2018 European Championships.

G | 5-10 | JR. | NASHVILLE, TENN.

- T1st in ppg. ... Season high 23 pts. vs. (2/17) ... 21 pts. at Cincinnati (12/22), 11 pts. vs. No. 4 Baylor (12/1).
- Career-high 28 pts. vs. Tulane (3/7/20) ... 25 pts. vs. Tulane (1/19/20), Temple (2/9/20), 16 pts. at UConn (3/2/20) ... 2019 AAC All-Fresh Team.
- Played in the USA Basketball 3x3 National Championships in Aug. 2019, in Las Vegas, with the UConn squad.

PG | 5-8 | JR. | MURANO, ITALY

- 1st in the AAC, 23rd in D-I in asts. (99), 1st in AAC, 2nd in D-I in apg. ... 14 pts., 11 rbs., 9 asts., 3 stls. vs. No. 6 Mississippi St. (12/5).
- Career high 14 asts. vs. Houston (1/9), 11 asts. at Cincinnati (12/22); 23 pts. vs. UCF (1/19/19), 15 pts. vs. UConn (2/16/20).
- 14 pts. at Baylor (11/19/19) ... Named 3rd Team All-AAC in '19-20, preseason All-AAC prior to the '20-21 campaign.

G | 5-8 | SO. | THESSALONIKI, GREECE

- Double figures in 25-of-40 GP, 5 of last 7, 7 of 10 GP ... Career-high 31 pts. vs. Wichita St. (1/6), 25 pts. vs. Temple (2/9/20).
- Missed the first 5 games in '19-20; ineligible by the NCAA ... Cleared to play on 11/20/19, 1 day after Baylor (11/19/19).
- AAC FOY, All-Fresh Team, 3rd Team All-AAC in '19-20 ... Played with Greece's U20, Senior National Teams in 2019.

F | 6-2 | FR. | BARENDRECHT, NETHERLANDS

- Career-high 5 pts., 2 rbs. vs. Stetson (12/13) ... Spent time with the Netherlands U14, U16, U18 national teams.
- Averaged 17.6 ppg and 10.0 rpg before the season was shut down in March due to the COVID-19.
- Was voted the MVP in the 2019 European Girls Basketball League (EGBL) Tournament held in Minsk, Belarus.

W | 6-1 | FR. | SANT JUST DESVERN, SPAIN

- Tied career-high with 10 pts. vs. Stetson (12/13) ... 10 pts., 5 rbs. vs. Idaho (12/15/19), 9 pts. vs. SMU (2/29/19).
- 1st career GS at Memphis (2/22/19) had a career-high tying 5 rbs., 5 ast. ... Mother and father played pro in Spain.
- Her sister Neus, currently a model, played for the Spanish Senior National Team and pro in Spain.

G | 5-8 | FR. | SEIXAL, PORTUGAL

- 6 pts. in debut vs. Jacksonville (11/28) ... Played for Quinta dos Lombos, in Lisbon, with teammate Beatriz Jordao.
- Split time with Portugal's U20 national team in 2019, Averaged 8.0 ppg, 1.7 rpg and 1.5 apg.
- Was named First Team of the National Final Four in Portugal in 2019, equivalent of the Final Four in America.

F | 6-0 | SR. | ZELLIK, BELGIUM

- 1st in AAC, 5th in D-I in rpg. ... 18 double-doubles in 44 GP, 29 GP with 10-plus rbs. ... Career highs 23 pts., 21 rbs. vs. ECU (1/2).
- 19 pts., 15 rbs. vs. Tulsa (2/13); 13 pts., 10 rbs. vs. Baylor (12/1), 16 pts., 12 rbs. at Baylor (11/19/19); 19 pts., 14 rbs. vs. Cincinnati (2/13/19).
- Born in the Democratic Republic of the Congo, raised in Belgium ... 2X NJCAA All-American.

C | 6-2 | POST-BACC. | RINCON, GEORGIA

- 2nd in rpg. ... 6 pts., 8 rbs., 2 blk., 2 stls. vs. No. 4 Mississippi St. (12/5) ... Career-high 20 pts., 18 rbs. at Wichita St. (2/23/19).
- 3rd on the team in rpg. in '19-20 ... Season-high 14 rbs. vs. Houston (1/29/19), 13 rbs., 12 pts. vs. Saint Francis (Pa.) (11/24/19).
- 8 rbs. at Baylor (11/19/19) ... 586 career rbs., 283 OR ... 2 double-doubles in '19-20 ... Double figure pts. in 15 GP.

W | 6-0 | SO. | BRNO, CZECH REPUBLIC

- Career-high 18 pts. vs. Jacksonville (11/28) ... 10 pts. at Cincinnati (12/22), Wichita St. (1/6) ... 17 pts. at Tulsa (11/20/20).
- 11 rbs. vs. Idaho (12/15/19) ... Played in the U20 European Championships ... Was named MVP of the U19 National Team.
- Grandfather, Kamil, is a 3X Czech MBB Olympian ('72, '76, '80), father Kamil is a 24-year pro/international hockey vet.

F/C | 6-2 | FR. | LAS PIEDRAS, PUERTO RICO

- Career-high 2 pts, 2 rbs. vs. Stetson (12/13) ... Started on the Puerto Rico National Team since she was 16.
- Played in the 2019 Centrobasket U17 Championships, averaging 4.0 ppg. and 9.5 rpg.
- Had 9 pts., 6 rbs., 2 blks. vs. Guatemala in the first game of the group phase.

C | 6-3 | JR. | POMBAL, PORTUGAL

- 3rd in rpg. ... 2nd career double-double with 12 pts., career high 14 rbs. vs. Jacksonville (11/28) ... Also had 4 blks.
- 10 pts., 6 rbs., 2 blks. at Memphis (12/16) ... 17 pts., 10 rbs. vs. Ohio St. (11/6/18) ... Career-high 18 pts. vs. UNC (11/23/18).
- Scored double figures for Portugal in 5-of-7 GP at the FIBA U20 Women's European Championship.

HEAD COACH JOSE FERNANDEZ | 387-273 CAREER RECORD (21ST SEASON)



Named the 2018 American Athletic Conference Coach of the Year, head coach Jose Fernandez has been laying the groundwork brick-by-brick for 20 seasons for the Bulls to grow into a perennial top-25 program. Under his guid-

ance, USF has transformed from a program with only five winning seasons to a staple in the NCAA Tournament. A coach known for his recruiting connections and incredible work ethic, Fernandez has created a culture of excellence at USF.

Fernandez has watched his team reach new milestones, including six 20-win seasons in the last eight years dating back to the 2012-13 season. The Bulls have reached the NCAA Tournament six times, including five trips in their last seven seasons, and postseason play in 15 of the last 17 seasons. Fernandez led the Bulls to the NCAA Tournament for the fourth time in as many years in 2018 as the senior class became the first in program history to reach four NCAA Tournaments. The Bulls also reached their ninth Women's National Invitation Tournament (WNIT) in 2019, despite numerous season-ending injuries to key players, and advanced to the second round out the event.

Fernandez, who was officially named head coach on Nov. 14, 2000 - just seven months after arriving at USF as an assistant coach - has led the Bulls in an amazing turnaround under his tenure. In addition to the program's six trips to the NCAA Tournament, Fernandez has also guided USF to nine WNIT appearances, which includes the 2009 WNIT title and a semifinal appearance in 2014. The Bulls have also advanced to the American Athletic Conference (AAC) Tournament championship game in four of the past six seasons and have made at least the semifinal round during every season in the AAC.

Fernandez also knows how to get the most out of his talent with Maria Jespersen earning Associated Press All-America honorable mention honors in 2018. USF has had two players earn AP All-America honorable mention honors, Jespersen and Courtney Williams, in 2016, and Fernandez has coached them both.

Playing for Fernandez could also lead to the pros, as was the case for six players in program history to be drafted by WNBA teams. Courtney Williams became the second player in program history to be selected in the first round in 2016, going eighth overall to the Phoenix Mercury. Most recently, former Bulls' standout Kitija Laksa became the sixth player in program history to be selected when the Seattle Storm chose her in the first round with the 11th overall pick in 2020. Other Bulls selected in the WNBA Draft, under Fernandez, include Inga Orekhova, who was

chosen 18th overall by the Atlanta Dream in 2014; Andrea Smith, who was chosen 35th by the Connecticut Sun in 2013 and Jessica Dickson, who was chosen 21st in the 2007 WNBA Draft by the Sacramento Monarchs.

USF made its first-ever NCAA Tournament during the 2005-06 season. Fernandez also led USF to its first-ever NCAA Tournament victory with a 71-70 win over Texas Tech in 2013. Fernandez and the Bulls made history again in 2015, when they hosted USF's first-ever NCAA Tournament basketball game at the Yuengling Center. The Bulls defeated LSU in the first round, in front of a hometown crowd of over 5,000 fans. In his third NCAA Tournament in four years, Fernandez took the Bulls back to the second round, defeating No. 22 Colorado State 48-45 in Los Angeles, Calif. USF returned to the tournament in 2017, but the Bulls lost at the buzzer to Missouri.

The Miami native has had 15 seasons with a .500 record or better leading USF. In the 22 years prior to his arrival, the Bulls recorded just three winning seasons, all 14-13 slates. Fernandez has guided USF to nine seasons with 20-plus wins, including a 26-8 record during the 2017-28 campaign that marked the fourth straight season with 24 or more wins. He posted his 300th career win at USF during the 2016-17 season and has compiled a record of 354-259 in 19 seasons leading the Bulls' program, including 13 or more wins in The American in four of six seasons in the conference. The Bulls have posted 12 wins over Top 25 ranked teams, including an 64-57 win over No. 15 Texas in the Yuengling Center in 2019.

Fernandez believes to be the best you have to play the best. Since arriving at USF, Fernandez and his staff have worked to schedule the toughest teams in women's basketball. The Bulls have sought after perennial powers like Baylor, DePaul, Florida, Florida State, Georgia, Louisville, Notre Dame, LSU, Miami, Michigan State, Mississippi State, Nebraska, Ohio State, Oklahoma, UNLV, Texas and Wake Forest, to name a few. USF has boasted some of the toughest strength of schedules in the country.

Fernandez got his start in coaching while working on his associates degree at Miami-Dade CC Kendall - where he earned his degree in 1991. Fernandez served as a student assistant coach for the men's basketball team and was immediately thrown into the fray with on-floor coaching, scouting, and most importantly, overseeing recruiting correspondence and getting his name out in front of coaches around the state.

It was at Miami-Dade that Fernandez met Cesar Odio, who not only saw his tremendous potential and hired him as a student assistant, but then promoted him to a full-time assistant coach upon his graduation in 1991. He would stay at Miami-Dade for one season (1991-92) before becoming the assistant boys' basketball coach at Miami's Sunset High School (1992-94).

Following his two seasons at Sunset, Fernandez and Odio would renew acquaintances when Odio was tabbed head men's basketball coach at Barry University in Miami Shores, Fla. (1994-96). Fernandez came along as Odio's top assistant and immediately established himself as a coach that had a sharp eye for talent and potential. During his brief two-year stay at Barry, Fernandez helped the Buccaneers to consecutive winning seasons, after the program only produced just two in the first 10 years, and a combined 34-21 record.

Fernandez entered the world of girls' basketball in 1996, when he secured his first head coaching job at Miami's Lourdes Academy. During his three seasons at Lourdes, Fernandez led the Bobcats to a stellar 83-16 (.838) record and a trip to the state 5A championship game in 1998 where they finished as the runner-up. In addition to his coaching responsibilities at Lourdes, Fernandez established valuable roots among Florida and high school coaches from around the nation as director and founder of the successful Miami Suns AAU program.

Fernandez would then break into collegiate women's basketball when he returned to Barry for his second of

THE FERNANDEZ FILE

Born	Nov. 18, 1971
Hometown	Miami, Fla.
College	FIU, 1994
	B.S. in Physical Ed.
Wife	Tonya
Children	Sydney, Alex, Taylor Brianna and Brooke

NCAA APPEARANCES (6)

2006, 2013, 2015, 2016, 2017, 2018

WNIT APPEARANCES (9)

2004, 2005, 2007, 2008, 2009, 2010, 2012, 2014, 2019

WNIT FINAL FOUR (2)

2009, 2014

WNIT CHAMPIONSHIP (1)

2009

COACHING CAREER

1989-91	Miami-Dade CC Kendall, Student Asst.
1991-92	Miami-Dade CC Kendall, Asst. Coach
1992-94	Sunset High School, Asst. Boy's Coach
1994-96	Barry University, Asst. Men's Coach
1996-99	Lourdes Academy (Miami), Head Coach
1996-99	Miami Suns AAU, Head Coach
1999-2000	Barry University, Asst. Coach
2000-present	USF, Head Coach

two tours of duty at the school. In his second stint, he served one year (1999-00) as the top assistant coach for the Buccaneers. Although it was just one season, Fernandez helped Barry record the second-most wins in the program's history as the Buccaneers posted a 22-8 record and the program's second-best slate ever in the Sunshine State Conference at 10-4. The team's 22 wins that sea-

son is still just one of three 20-wins campaigns for Barry since the women's basketball team started competing during the 1988-89 season.

After graduating from Miami-Dade Kendall, Fernandez earned his bachelor's degree in physical education in 1994 from Florida International University. Along with his

coaching duties at the beginning of his professional career, Fernandez also taught physical education at Miami's Coral Reef Senior High School, Southwest Senior High School and Hialeah Middle School.

Fernandez and his wife, Tonya, live in Tampa with their daughters, Sydnie, Alex, Taylor, Brianna and Brooke.

JOSE FERNANDEZ YEAR-BY-YEAR

Year	School	Overall	Conf.	Postseason
2000-01	USF	4-24	1-15	-
2001-02	USF	14-13	4-10	-
2002-03	USF	7-20	2-12	-
2003-04	USF	14-15	7-7	WNIT First Round
2004-05	USF	21-11	9-5	WNIT Second Round
2005-06	USF	19-12	9-7	NCAA First Round
2006-07	USF	21-12	9-7	WNIT Second Round
2007-08	USF	16-16	5-11	WNIT First Round
2008-09	USF	27-10	8-8	WNIT Champions
2009-10	USF	15-16	6-10	WNIT First Round
2010-11	USF	12-19	3-13	-
2011-12	USF	19-16	8-8	WNIT Third Round
2012-13	USF	22-11	9-7	NCAA Second Round
2013-14	USF	23-13	13-5	WNIT Semifinals
2014-15	USF	27-8	15-3	NCAA Second Round
2015-16	USF	24-10	14-4	NCAA Second Round
2016-17	USF	24-9	11-5	NCAA First Round
2017-18	USF	26-8	13-3	NCAA First Round
2018-19	USF	19-16	7-9	WNIT Second Round
2019-20	USF	19-12	10-6	No postseason due to COVID
2020-21	USF	14-1	12-0*	
Totals	21st Season	387-273	174-155	



* The American has declared a forfeit win for USF against Memphis for conference-standings purposes only as a result of the scheduled game from Jan. 17 that was not played. The teams' overall records are not affected.

JOSE FERNANDEZ HEAD COACHING BREAKDOWN

Year	Overall	Home	Road	Neutral	Conf.	Postseason
2000-01	4-24	4-13	0-11	0-0	1-15	-
2001-02	14-13	9-6	5-7	0-0	4-10	-
2002-03	7-20	7-8	0-12	0-0	2-12	-
2003-04	14-15	9-6	5-8	0-1	7-7	0-2 (C-USA, WNIT)
2004-05	21-11	13-2	7-8	1-1	9-5	2-2 (C-USA, WNIT)
2005-06	19-12	12-3	5-7	2-2	9-7	0-2 (BIG EAST, NCAA)
2006-07	21-12	15-3	4-8	2-1	9-7	2-2 (BIG EAST, WNIT)
2007-08	16-16	11-7	3-8	2-1	5-11	1-2 (BIG EAST, WNIT)
2008-09	27-10	16-6	9-3	2-1	8-8	6-1 (BIG EAST, WNIT)
2009-10	15-16	9-8	5-7	1-1	6-10	0-2 (BIG EAST, WNIT)
2010-11	12-19	8-7	2-10	2-2	3-13	-
2011-12	19-16	11-3	4-7	4-6	8-8	3-2 (BIG EAST, WNIT)
2012-13	22-11	11-5	9-3	2-3	9-7	2-2 (BIG EAST, NCAA)
2013-14	23-13	13-8	9-5	1-0	13-5	5-2 (AAC, WNIT)
2014-15	27-8	13-3	9-3	5-2	15-3	3-2 (AAC, NCAA)
2015-16	24-10	15-1	6-6	3-3	14-4	3-2 (AAC, NCAA)
2016-17	24-9	10-4	8-2	6-3	11-5	2-2 (AAC, NCAA)
2017-18	26-8	13-1	8-3	5-4	13-3	2-2 (AAC, NCAA)
2018-19	19-16	11-5	5-6	3-5	7-9	3-2 (AAC, WNIT)
2019-20	19-13	14-2	4-6	1-5	10-6	1-0 (AAC)
2020-21	14-1	9-1	5-0	0-0	12-0*	



TALE OF THE TAPE

THE HOUSTON SERIES

Series Record	USF leads series, 17-7
USF at home	USF leads, 7-4
USF at Houston	USF leads, 9-3
USF at neutral site	USF leads, 1-0
First meeting	Jan. 26, 1997 (W, 79-73)
Last meeting	Jan. 9, 2021 (W, 80-51)
Last USF win	Jan. 9, 2021 (80-51)
Last Houston win	Feb. 10, 2019 (54-52)
Current streak	USF, four wins

STATISTICAL COMPARISON

USF		UH
14-1 (12-0)	Overall/AAC Record	14-5 (11-4)
38.7	Field Goal%	39.9
30.2	3-Pt. Field Goal%	29.7
70.8	Free Throw%	65.4
34.0	Oppt. Field Goal%	38.0
21.0	Oppt. 3-Pt. Field Goal%	23.2
65.5	Oppt. Free Throw%	71.7
45.7	Rebounding Avg.	39.9
+10.5	Rebounding Margin	+0.4
16.8	Assists/Gm.	13.7
12.5	Turnovers/Gm.	18.4
3.9	Blocks/Gm.	3.9
7.0	Steals/Gm.	10.6
70.5	Points/Gm.	69.2
54.0	Points Allowed/Gm.	62.4

USF CAREER STATS VS. HOUSTON

No.	Name	G	Ppg	Rpg	Apq
0	Vitulova	1	0.0	1.0	0.0
1	Alvarez	1	23.0	1.0	0.0
2	Lazic	1	0.0	0.0	0.0
3	Harvey	5	10.6	2.4	2.0
4	Pinzan	5	8.8	2.0	4.8
5	Tsineke	2	16.0	0.5	2.0
11	Blagrove	0	0.0	0.0	0.0
12	Bermejo	2	1.5	1.0	1.0
13	Guerreiro	1	2.0	2.0	0.0
20	Mununga	2	11.5	11.0	1.5
21	Leverett	6	5.8	7.7	0.2
22	Brabencova	2	1.0	0.5	0.0
24	Rodriguez	0	0.0	0.0	0.0
31	Jordao	2	2.0	5.0	1.0

BULLS' CAREER STARTS & GAMES PLAYED

No.	Name	17-18	18-19	19-20	20-21	Tot	GP
0	Vitulova	-	-	29 *	-	-	9
1	Alvarez	-	-	8	1	9	28
2	Lazic	-	-	-	2	2	15
3	Harvey	-	24	16	15	55	69
4	Pinzan	-	15	24	14	53	72
5	Tsineke	-	-	22	9	31	40
11	Blagrove	-	-	-	-	-	4
12	Bermejo	-	-	1	1	2	38
13	Guerreiro	-	-	-	-	-	8
20	Mununga	-	-	27	15	42	44
21	Leverett	0	24	12	14	50	108
22	Brabencova	-	-	14	2	16	39
24	Rodriguez	-	-	-	-	-	4
31	Jordao	-	12	10	1	23	56

* Starts occurred while at Wyoming

TICKET INFORMATION

■ USF Athletics welcomed fans back to the Yuengling Center for American Athletic Conference basketball action in the 2020-21 season presented by Tampa General Hospital beginning on Tuesday, Dec. 22 when the men's basketball team hosted Wichita State ... The original game to allow fans in the Yuengling Center was Dec. 19, when the women's basketball team was scheduled to take on Houston, however that game was postponed due to COVID-19 issues within the Cougars' program ... **Scan the QR code with your mobile device for complete information and to get the USF Bulls mobile ticket app.**



■ USF plans to welcome fans to approximately 1,200 seats in physically-distanced pods ranging in size from two persons to four persons, with seating reserved for up to 300 students mostly in their traditional baseline seating area ... There will be no 100-level seating behind the team benches or court-side seating, as a 12-foot perimeter will be implemented surrounding the court.

UP NEXT FOR USF

■ USF ends the regular season with back-to-back War on I-4 tilts against UCF on March 2 (5:30 p.m., ESPN+) in the Yuengling Center, and then two nights later in Orlando on March 4 (5 p.m., ESPNU).

■ Following the regular season, the Bulls will head back to the Lone Star State for the 2021 Air Force Reserve American Athletic Conference Women's Basketball Championship at Dickies Arena in Fort Worth, Texas, March 8-11.

SCHEDULE UPDATES

■ The American Athletic Conference announced that the game featuring USF at UCF, on Feb. 7, has been rescheduled for Thursday, March 4, at 6 p.m. at Addition Financial Arena in Orlando ... The game will be aired nationally on ESPNU ... Game time is at 6 p.m. ... The original date was postponed due to COVID-19 issues within both programs.

2020-21 USF WOMEN'S BASKETBALL MEDIA GUIDE

■ Scan the QR code on the right for a PDF version of the 2020-21 USF women's basketball media guide, which includes staff and player bios, career records, program history and much more.



A QUICK LOOK AT THE BULLS

■ The Bulls lead, or are in the top three, in the American Athletic Conference in several statistical categories through games of Feb. 24 (Complete NCAA team and individual ranking summaries can be found on pgs. 14-15):

Assist/Turnover Ratio	1st (1.35)
Assists Per Game	1st (16.8)
Blocked Shots Per Game	3rd (3.9)
Fewest Turnovers	2nd (18.7)
FG Percentage Defense	1st (34.0)
FT Percentage	1st (70.8)
Offensive Rebounds Per Game	1st (16.5)
Rebounding Margin	1st (10.5)
Rebounds Per Game	1st (45.73)
Scoring Defense	2nd (54.0)
Scoring Margin	1st (16.5)
Scoring Offense	1st (70.5)
3-Point FG Defense	1st (21.0)
3-Point FG Attempted	3rd (387)
3-Point FG Made	3rd (117)
3-Point FG Per Game	1st (7.8)
3-Point FG Percentage	2nd (30.2)
Won-Loss Percentage	1st (93.3)

■ Maria Alvarez is averaging 8.5 points per game on the year, and is fifth on the team in scoring through the Temple game ... Alvarez is shooting 37.9 percent (33-of-87) from the field and 39.2 percent (29-of-74) from behind the three-point arc ... Her three-point field goal percentage is second in The American through Feb. 24 ... She is also shooting 78.9 percent from the free-throw line, going 15-for-19 from the charity stripe ... She led USF in scoring with 18 points against No. 4/4 Baylor in her first game of the season ... She has netted double figures in three of the last seven games she has played in.

■ Alvarez came up big in the Bulls' win over Houston on Jan. 9, scoring a career high 23 points against the Cougars ... She shot a 77.8 percent (7-for-9) from the field, 75.0 percent (6-for-8) from three-point range, and was 3-for-3 from the free-throw line ... Alvarez surpassed her previous career best of 20 points against VCU on Nov. 15, 2019.

USF WEEKLY MEDIA PLANNER

MON. 22	TUE. 23	WED. 24	THURS. 25	FRI. 26	SAT. 27	SUN. 28
Practice, 3:45	Travel to Philadelphia Practice, TBA	at Temple, 3:30 p.m.	Travel to Houston Practice, TBA	Practice, TBA	at Houston 3 p.m. Travel to Tampa	Off

■ Elena Tsineke has netted double figures in seven of the last 10 games that she has played in, and is averaging 11.8 points per game on the year, tops on the team ... During that 10-game stretch she is netting 13.1 points per outing ... She started to heat up against No. 4/4 Baylor and No. 6/7 Mississippi State, netting back-to-back nine-point games.

■ Tsineke recorded an epic performance on Jan. 6 against Wichita State when she poured in a career high 31 points on 11-for-16 (68.8 percent) shooting from the field, 5-for-8 (62.5 percent) from behind the three-point arc, and a perfect 4-for-4 from the charity stripe ... Tsineke's scoring outburst was the 60th all-time 30-point game in program history, and the first since Enna Peahdzic scored 35 points on Feb. 20, 2019 against East Carolina.

■ Sydni Harvey netted a season high 23-points against Cincinnati on Feb. 17, and is currently netting 11.8 points per outing, good enough for a share of first on the team ... She surpassed her previous season best of 21-points at Cincinnati on Dec. 22 ... She has scored double figures in 10 of USF's 15 games this season ... She fell shy of double digits (8 pts.) against No. 6/7 Mississippi State on Dec. 5.

■ Bethy Mununga has picked up right where she left off last year, and that was controlling the glass ... Through games of Feb. 24, Mununga is tops in The American, and fifth in the nation, in rebounds per game, grabbing 12.9 boards per contest ... She is also first in the AAC and in total rebounds, having hauled down 173 in 14 games ... She grabbed a career high 21 rebounds against East Carolina on Jan. 2, then fell one rebound shy of equaling that mark with 20 rebounds against Temple on Feb. 24 ... Through Feb. 24, she is one of just four players in the nation to grab 20-or-more rebounds in two-or-more games ... For her career, Mununga has grabbed double-figure rebounds in 29 games, and has 18 career double-doubles to her credit, including nine this season.

■ Like Bethy Mununga, Elisa Pinzan has picked up where she left off following the 2019-20 season, although, for Pinzan, it's in the assist column ... Through games of Feb. 24, Pinzan is tops in The American in total assists with 105, and 19th in the nation ... She is also first in the AAC in assists per game - and third in the nation, averaging 7.0 per contest ... She had a, then, career high 11 assists at Cincinnati on Dec. 22, however surpassed that on



FERNANDEZ NAMED TO NAISMITH COACH OF THE YEAR WATCH LIST

■ USF head women's basketball coach Jose Fernandez has been named to the 2021 Werner Ladder Naismith Women's Coach of the Year Late Season Watch List, announced on Feb. 17 by the Atlanta Tipoff Club ... Fernandez is one of 15 head coaches recognized for the award that is presented annually to the most outstanding men's and women's college basketball coach who achieves tremendous on-court success. Semifinalists for the award will be announced on March 3. He is also one of just two non-Power 5 head coaches to make the list.



Scan the QR code on the right for complete release and list of honorees.

2020-21 USF STARTING LINEUPS

Forward/Wing	Forward	Forward/Center	Guard	Guard	W-L
Tsineke	Mununga	Leverett	Pinzan	Harvey	8-1
Bermejo	Mununga	Jordao	Pinzan	Harvey	1-0
Brabencova	Mununga	Leverett	Pinzan	Harvey	2-0
Alvarez	Mununga	Pinzan	Harvey	Harvey	1-0
Lazic	Mununga	Leverett	Pinzan	Harvey	2-0

USF'S RECORD WHEN ...

Leading at halftime	13-0
Trailing at halftime	1-1
Tied at halftime	0-0
Overtime	2-0
USF shoots 50% or better from field	0-0
USF shoots 40-49% from field	5-0
USF shoots under 40% from field	9-1
Opp. shoots 50% or better from field	0-0
Opp. shoots 40-49% from field	3-0
Opp. shoots under 40% from field	11-1
USF outrebounds opponent	11-0
Opp. outrebounds USF	2-1
Tied in rebounds	1-0
USF records 10 or more steals	3-0
USF records 15 or more assists	10-0
USF commits less than 15 turnovers	10-0
USF commits 15 or more turnovers	4-1
USF commits less turnovers than opp.	9-0
USF commits more turnovers than opp.	5-1
USF shoots 70% or better from the line	8-1
USF shoots under 70% from the line	6-0
USF scores 59 points or less	1-0
USF scores between 60-69 points	6-1
USF scores between 70-79 points	4-0
USF scores between 80-89 points	3-0
USF scores between 90-99 points	0-0
USF scores more than 100 points	0-0
Two or less Bulls score in double figures	3-0
Three Bulls score in double figures	3-1
Four or more Bulls score in double figures	8-0
USF plays at Yuengling Center	9-1
USF plays on the road	5-0
USF plays at a neutral site	0-0
Playing in November	1-0
Playing in December	5-1
Playing in January	4-0
Playing in February	4-0
Playing in March	0-0
Playing on Saturday	6-0
Playing on Sunday	1-0
Playing on Monday	0-0
Playing on Tuesday	1-1
Playing on Wednesday	6-0
Playing on Thursday	0-0
Playing on Friday	0-0
Playing during the afternoon	5-0
Playing during the evening	7-1
Games decided by three points or less	0-0
Games decided by four to 10 points	5-1
Games decided by 11-20 points	4-0
Games decided by more than 20 points	5-0

SCORING MARGINS

Points: Margin of victory

1	2	3	4	5	6	7	8	9	10+
-	-	-	2	-	-	1	-	2	9

Points: Margin of defeat

1	2	3	4	5	6	7	8	9	10+
-	-	-	-	1	-	-	-	-	-

A LOOK AT THE AMERICAN

AMERICAN ATHLETIC CONFERENCE STANDINGS (THRU 2/24)

	C-USA	Pct.	Over.	Pct.
USF ^	11-0	1.000	14-1	.933
UCF	10-1	.909	12-2	.857
Houston	11-4	.733	14-5	.737
Tulane	11-6	.647	15-7	.682
Temple	9-6	.600	9-9	.500
East Carolina	5-9	.357	7-12	.368
Tulsa	4-11	.267	5-11	.313
Cincinnati	4-12	.250	5-15	.250
Memphis ^	2-8	.200	4-11	.267
Wichita State	1-9	.100	4-11	.267
SMU *	0-2	.000	0-6	.000

* Canceled the remainder of the 2020-21 season

^ The American has declared a forfeit win for USF against Memphis for conference-standings purposes only as a result of the scheduled game from Jan. 17 that was not played. The teams' overall records are not affected.

PRESEASON POLL

1. USF (8)	7. Houston
2. UCF (1)	8. Memphis
3. Tulane	9. East Carolina
4. Cincinnati (2)	10. SMU
5. Temple	11. Tulsa
6. Wichita State	

AMERICAN ATHLETIC CONFERENCE SCHEDULE

February 27

Temple at UCF	1 p.m.
Memphis at East Carolina	1 p.m.
Cincinnati at Tulsa	2 p.m.

March 2

Memphis at Temple	3:30 p.m.
Wichita State at Tulsa	7 p.m.
East Carolina at Tulane	7 p.m.
UCF at USF	7 p.m.
Cincinnati at Houston	7 p.m.

March 4

USF at UCF (ESPNU)	6 p.m.
--------------------	--------

March 8

AAC Tournament First Round	TBA
----------------------------	-----

March 9

AAC Tournament Quarterfinals	TBA
------------------------------	-----

March 10

AAC Tournament Semifinals	TBA
---------------------------	-----

March 11

AAC Tournament Championship	TBA
-----------------------------	-----

THE USF-MEMPHIS DECISION

"The American has declared a forfeit win for USF against Memphis for **conference-standings purposes only** as a result of the scheduled game from Jan. 17 that was not played. The teams' overall records are not affected."

The game was canceled after Memphis deemed itself unable to compete in the game due to health and safety concerns involving its roster.

The standings to the left reflect the forfeit the conference win adjustment only.

Jan. 9 with 14 dimes against Houston, tied for the second most in a game in program history.

■ In addition to being one of the top distributors of the ball, Pinzan is also one of the premier protectors of the ball as well ... Through Feb. 24, Pinzan is first in The American, and fifth in the nation, in assist/turnover ratio at 3.62 ... She has dropped 105 dimes on the year while just turning the ball over just 29 times.

MISCELLANEOUS USF STATISTICS

Double Figure Scorers

Sydni Harvey	11
Bethy Munuga	10
Elisa Pinzan	8
Elena Tsineke	7
Maria Alvarez	4
Kristyna Brabencova	3
Beatriz Jordao	2
Shae Leverett	2
Cristina Bermejo	1
Mihaela Lazic	1

Double-Doubles

Bethy Munuga	9
Elisa Pinzan	2
Beatriz Jordao	1

Games Leading (Sharing) Scoring Honors

Elisa Pinzan	5
Bethy Munuga	4
Elena Tsineke	2
Maria Alvarez	2
Kristyna Brabencova	1
Sydni Harvey	1

Games Leading (Sharing) Rebounding Honors

Bethy Munuga	13
Beatriz Jordao	1
Shae Leverett	1

SCOUTING HOUSTON

■ Houston comes into its game with USF with a 14-5 record and a 11-4 mark in The American, following its 77-65 win at Wichita State on Feb. 24 ... The Cougars have won six-straight games and nine of there last 10.

■ Britney Onyeje leads two players in double figures in the scoring column, netting 10.7 points per game on the year ... Miya Crump is a close second netting 10.5 points per outing ... Tatyana Hall is pulling down a team-high 5.9 rebounds per game.

THE SERIES AGAINST THE COUGARS

■ Saturday will mark the 25th meeting between USF and Houston, with the Bulls holding a convincing 17-7 series lead, dating back to Jan. 26, 1997 ... The Bulls have dominated the series, aside from a six game stretch from the 2000-01 season and the 2004-05 campaign when the Cougars won six-straight ... USF has won the last four games, and 10 of the last 11.

USF all-time against Houston

Jan. 26, 1997	_____ A _____ W _____	79-73
Dec. 4, 1997	_____ A _____ W _____	67-65
Feb. 8, 1998	_____ H _____ W _____	53-46
Nov. 26, 1998	_____ H _____ W _____	78-67
Feb. 5, 1999	_____ A _____ W _____	63-61
Jan. 2, 2000	_____ A _____ W _____	73-63

USF'S LARGEST IN 2020-21

Lead	43 vs. Stetson (83-40)
Deficit	10 vs. Baylor (42-32)
Margin of victory	42 vs. Stetson (85-43)
Margin of defeat	5 vs. Baylor (67-65)
Halftime lead	24 vs. Jacksonville (49-25)
Halftime deficit	5 at Temple (27-22)
Deficit in win	8, 3X, last vs. Tulane (2/20) (16-8)
Halftime deficit in win	-
Lead in loss	6 vs. Baylor (11-5)
Halftime lead in loss	-

USF: HOME, ROAD & NEUTRAL

Category	Home	Road	Neutral
Record	9-1	5-0	0-0
Field Goal%	39.4	37.1	-
3-Pt. Field Goal%	31.7	26.9	-
Free Throw%	71.9	68.8	-
Oppt. Field Goal%	33.7	34.5	-
Oppt. 3-Pt. Field Goal%	19.0	25.0	-
Oppt. Free Throw%	67.0	61.1	-
Rebounding Avg.	46.6	44.0	-
Rebounding Margin	+11.1	+9.2	-
Assists/Gm.	18.9	12.6	-
Turnovers/Gm.	13.1	11.2	-
Blocks/Gm.	3.8	4.2	-
Steals/Gm.	7.6	5.8	-
Points/Gm.	72.9	65.8	-
Points Allowed/Gm.	55.6	50.8	-

Feb. 27, 2000	H	W	89-62
Jan. 2, 2001	H	L	82-59
Jan. 21, 2001	A	L	78-49
Feb. 3, 2002	H	L	56-53
Feb. 28, 2003	A	L	77-73
Jan. 31, 2004	H	L	62-57
Jan.. 16, 2005	A	L	65-45
Dec. 31, 2013	A	W	77-54
Jan. 29, 2014	A	W	71-53
Jan. 21, 2015	A	W	71-55
Jan. 27, 2016	H	W	73-49
Feb. 21, 2017	A	W	79-50
Feb. 21, 2018	H	W	81-65
Feb. 10, 2019	H	L	54-52
Feb. 27, 2019	A	W	59-49
March 9, 2019	N	W	72-55
Jan. 29, 2020	H	W	74-45
Jan. 9, 2021	H	W	80-51

LAST TIME OUT

■ Bethy Mununga scored 10 points and grabbed 20 rebounds as USF beat Temple 56-47 on Wednesday to extend a program record with 13 straight victories ... USF pulled away in the fourth quarter, opening on a 17-2 run — with scoring from five different players ... Temple made just 3-of-14 field goals in the final 10 minutes.

■ The other four starters for South Florida - Shae Leverett, Sydni Harvey, Elisa Pinzan and Elena Tsineke - each scored nine points ... Leverett also had nine rebounds and Pinzan had six assists ... Pinzan made all six of her free throws and Harvey was perfect on five as USF made 19-of-23.

■ Mia Davis and Jasha Clinton combined for 43 points for Temple ... Davis had 23 points and nine rebounds, and Clinton made four 3-pointers ... The duo shot 15-for-42 from the field ... The rest of Temple was 2-of-15, both those baskets by Alexa Williamson, the only other player to score for the Owls.

■ Wednesday marked Mununga's second 20-rebound game of the season ... She also accomplished the feat with a career-high 21 rebounds against East Carolina on Jan. 2 ... Mununga is one of just four players in the nation to grab 20 or more rebounds in more than one game.

GOING STREAKING

■ The Bulls are currently in the midst of a program record 12-game winning streak, and look to extend

that stretch against Temple ... USF surpassed the previous mark of nine games - against Tulsa on Feb. 13 - originally set during the 2008-09 and 1972-73 seasons ... The Bulls also had won eight straight games, five times, the last coming during the 2017-18 campaign.

■ Included in the current 12 game streak is an 11-game American Athletic Conference winning streak (that includes a forfeit over Memphis), also a program record, and best conference start, in team history ... USF surpassed the previous best, a 5-0 record to tip-off the 2014-15 campaign, with its 80-51 defeat of Houston on Jan. 9.

THE BULLS IN THE AAC WITHOUT UCONN

■ USF is in its eighth season in the American Athletic Conference and up until the 2020-21 campaign, they had the pleasure of facing UConn upwards of three times in a season, which skewed the Bulls' record in conference play ... Below is USF's records against **current** AAC members overall, during the 2018-20 seasons, and this season, including conference tournament play.

■ The 11 losses during the 2018-20 campaigns came when both rosters were riddled by injury.

USF's record in the AAC excluding UConn

Team	Over.	18-20	20-21
Memphis	11-3*	2-1	2-0*
Cincinnati	13-3	2-3	2-0
Tulsa	9-0	2-0	2-0
East Carolina	10-1	2-0	1-0
Wichita State	3-1	2-0	1-0
Houston	10-1	3-1	1-0
Tulane	17-0	6-0	2-0
Temple	14-3	2-1	1-0
UCF	9-5	0-4	0-0
SMU	11-1	2-1	0-0
Totals	103-18	23-11	12-0

* Includes the forfeit win over Memphis this season.

AMONG THE NATION'S LONGEST

■ Through Feb. 25, the Bulls' 13-game winning streak is the seventh longest streak in the nation.

GETTING SOCIAL WITH THE BULLS

■ Fans are encouraged to follow @USFWBB on Twitter, and "Like" USF women's basketball on Facebook (www.Facebook.com/USFwomensbasketball) for the latest Bulls' basketball news ... Follow all of USF's athletic teams on Twitter (@USFAthletics), Facebook (Facebook.com/USFAthletics), YouTube (BullsVision), and Instagram (USFAthletics).

TOP 25 RANKINGS

ASSOCIATED PRESS (Feb. 22)

1.	Connecticut	18-1
2.	North Carolina State	15-2
3.	Texas A&M	20-1
4.	Stanford	20-2
5.	South Carolina	18-3
6.	Louisville	20-2
7.	Baylor	17-2
8.	Maryland	16-2
9.	Arizona	15-2
10.	UCLA	13-4
11.	Indiana	14-4
12.	Michigan	13-2
13.	USF	13-1
14.	Oregon	13-6
15.	Ohio State	13-4
16.	Arkansas	17-7
17.	Georgia	17-4
18.	West Virginia	17-3
19.	Kentucky	15-6
20.	Tennessee	13-6
21.	Gonzaga	19-3
22.	South Dakota State	19-2
23.	Missouri State	15-2
24.	DePaul	13-5
25.	Rutgers	10-3

Also Receiving Votes: Oklahoma State 16, Northwestern 11, Florida Gulf Coast 8, Stephen F. Austin 6, Virginia Tech 5, South Dakota 3, Georgia Tech 3, Marquette 1

USA TODAY/WBCA COACHES POLL (Feb. 23)

1	Connecticut	18-1
2	Stanford	21-2
3	Texas A&M	20-1
4	NC State	15-2
5	Louisville	20-2
6	South Carolina	18-3
7	Baylor	17-2
8	Maryland	16-2
9	Arizona	15-3
10	UCLA	13-4
11	Indiana	14-4
12	Michigan	13-2
13	USF	13-1
14	Ohio St.	13-4
15	Oregon	13-6
16	Arkansas	17-7
17	Kentucky	15-6
18	Georgia	17-4
19	Missouri St.	15-2
19	Gonzaga	19-3
21	Tennessee	13-6
22	West Virginia	17-3
23	DePaul	13-5
24	South Dakota State	19-2
25	Northwestern	12-5

Also Receiving Votes: Florida Gulf Coast 45; Rutgers 32; Iowa 10; Oregon St. 6; **Mississippi State 6**; Washington St. 5; Texas 4; Oklahoma State 4; Georgia Tech 2; Dayton 2; Rice 1; Marquette 1; Alabama 1.

Nation's longest winning streaks (THRU 2/25)

Rank	Team	Streak
1	California Baptist	23
2	Princeton	22
3	FGCU	18
4	Bucknell	17
5	South Dakota St.	16
6	Stephen F. Austin	14
7	USF	13

BULLS BOOST TOP 10 WINNING PERCENTAGE

■ Through games of Feb. 25, USF also boasts one of the top winning percentages in America, having won 93.3 percent of its games this season, which is good enough for fifth in the nation.

Nation's best winning percentages (THRU 2/25)

Rank	Team	W-L	Pct.
1	Bucknell	8-0	1.000
2	California Baptist	20-0	1.000
3	Texas A&M	21-1	0.955
4	UConn	19-1	0.950
5	USF	14-1	0.933

300 DIMES FOR ELISA

■ On Jan. 13, at Tulane, Elisa Pinzan became the 12th player in program history to dish out 300 career assists, handing out seven against the Green Wave ... She finished with game with 303 for her career ... She currently has 329 career assists and sits in ninth place on the school's all-time list.

USF career assist leaders

1.	Shantia Grace (2005-09)	610
2.	Laia Flories (2014-2018)	519
3.	Renee Bellamy (1991-94)	429
4.	Jenny Koepfel (1994-97)	389
5.	Jackie Eisenhower (1988-91)	387
6.	Shalethia Stringfield (2011-12, 13-16)	379
7.	Dione Smith (1998-00, 02)	366
8.	Aneadra Gilmore (2003-05)	365
9.	Elisa Pinzan (2018-present)	329

AND 600 BOARDS FOR SHAE

■ With her first rebound of the night against Cincinnati, on Feb. 17, Shae Leverett reached the 600-rebound plateau for her career ... Leverett finished the night with eight rebounds against the Bearcats ... She currently has 625 for her career, and sits in 16th on the school's career rebounds list.

USF career rebounding leaders

1.	Alisia Jenkins (2012-16)	1,284
2.	Wanda Guyton (1985, 87-89)	1,077
3.	Courtney Williams (2012-16)	931
4.	Mary Klinewski (1982-85)	909
5.	Tamara Henshaw (2016-20)	895
6.	Maria Jespersen (2014-18)	891
7.	Jessica Lawson (2007-10)	863
8.	Nalini Miller (2003-07)	823
9.	Keira Rozier (1992-95)	770
10.	Jessica Dickson (2003-07)	746
11.	Ezira Parsons (2001-06)	729
12.	Joyce Lewis (1981-83)	658
13.	Renee Bellamy (1991-94)	650
14.	Kristi Poore (1990-93)	630
15.	Shae Leverett (2016-present)	625
16.	Akila McDonald (2010-14)	617

DOUBLE DIPPING

■ 15 games, 12 double-doubles for three separate Bulls.

■ Bethy Mununga is on a current stretch of four-consecutive double-double games ... Most recently, Mununga dropped in 10 points and hauled down 20 rebounds against Temple on Feb. 24 for her 18th career double-double ... It was her second 20-rebound game of the season.

■ Mununga posted a 17-point, 17-rebound affair against Tulane on Feb. 20 ... The game against the Green Wave followed near exact back-to-back double-double performances ... On Feb. 13, against Tulsa, she logged a 19-point, 15-rebound effort, while showing no rust from the Bulls' 31-day pause due to COVID-19 ... She followed

that up with a 19-point, 14-rebound game against Cincinnati on Feb. 17.

■ Mununga had a spectacular 23-point, 21-rebound effort against East Carolina on Jan. 2 ... Prior to ECU, Mununga had a 13-point, 14-rebound effort at Cincinnati on Dec. 22 ... Mununga also posted a 10-point, 11-rebound game against Stetson on Dec. 13 ... Earlier in the season, the former two-time junior college All-American had 13 points and 10 rebounds against No. 4/4 Baylor on Dec. 1 ... It was her second straight game against the Lady Bears - in as many years - with double-digit points and rebounds.

■ Elisa Pinzan logged her second career double-double on Jan. 9, against Houston, with an 11-point, and a career high 14-rebound performance ... The first of her career was a 14-point, 11-rebound effort against No. 6/7 Mississippi State on Dec. 5 in USF's 67-63 overtime win.

■ Beatriz Jordao got her 2020-21 campaign off to an impressive start after being banged up during the 2019-20 season ... Jordao recorded her second career double-double - and the first since her collegiate debut at Ohio State on Nov. 6, 2018 - with a 12-point and a career high 14-rebound performance against Jacksonville on Nov. 28 ... Jordao's only other double-double was a 17-point, 10-rebound outing against the Buckeyes in a 71-47 rout.

2020-21 USF double-doubles

Jordao	Nov. 28 vs. Jacksonville (12 pts./14 rbs.)
Mununga	Dec. 1 vs. Baylor (13 pts./10 rbs.)
Pinzan	Dec. 5 vs. Mississippi St. (14 pts./11 rbs.)
Mununga	Dec. 13 vs. Stetson (10 pts./11 rbs.)
Mununga	Dec. 22 at Cincinnati (13 pts./14 rbs.)
Mununga	Jan. 2 vs. ECU (23 pts./21 rbs.)
Mununga	Jan. 9 vs. Houston (12 pts./14 rbs.)
Pinzan	Jan. 9 vs. Houston (11 pts., 14 asts.)
Mununga	Feb. 13 vs. Tulsa (19 pts./15 rbs.)
Mununga	Feb. 17 vs. Cincinnati (19 pts./14 rbs.)
Mununga	Feb. 20 vs. Tulane (17 pts./17 rbs.)
Mununga	Feb. 24 at Temple (10 pts./20 rbs.)

2020-21 USF HONORS

Sydni Harvey

■ AAC Weekly Honor Roll (Dec. 28)

Beatriz Jordao

■ AAC Weekly Honor Roll (Nov. 30)

Bethy Mununga

- AAC Weekly Honor Roll (Feb. 22)
- AAC Weekly Honor Roll (Feb. 15)
- NCAA Starting Five (Jan. 7)
- AAC Co-Player of the Week (Jan. 4)
- College Sports Madness AAC Player of the Week (Jan. 4)
- College Sports Madness AAC Player of the Week (Dec. 7)
- Preseason Katrina McClain Award Watch List

Elisa Pinzan

- AAC Player of the Week (Jan. 18)
- AAC Weekly Honor Roll (Dec. 21)
- NCAA Starting Five (Dec. 9)
- AAC Player of the Week (Dec. 7)
- Preseason All-AAC Second Team

Elena Tsineke

- AAC Weekly Honor Roll (Jan. 11)
- AAC Weekly Honor Roll (Dec. 14)
- Preseason All-AAC Second Team

A DOUBLE-DOUBLE MACHINE

■ Betty Mununga has been a double-double machine since stepping on USF's campus ... Mununga has 18 double-doubles in her 44 games with the Bulls, including nine this season.

■ Mununga is currently first in The American and 30th in the nation in double-doubles, despite having the Bulls having six games postponed due to COVID-19 issues and not being made up, or canceled for health reasons.

Mununga's career double-doubles

Nov. 5, 2019 vs. Jacksonville	11 pts./12 rbs.
Nov. 12, 2019 vs. Howard	14 pts./11 rbs.
Nov. 15, 2019 vs. VCU	14 pts./12 rbs.
Nov. 19, 2019 vs. No. 2/2 Baylor	16 pts./12 rbs.
Nov. 28, 2019 vs. South Dakota St.	15 pts./12 rbs.
Dec. 30, 2019 vs. Brown	16 pts./14 rbs.
Jan. 22, 2020 at Wichita State	13 pts./15 rbs.
Feb. 13, 2020 at Tulane	11 pts./17 rbs.
Feb. 29, 2020 vs. SMU	13 pts./16 rbs.
Dec. 1, 2020 vs. No. 4/4 Baylor	13 pts./10 rbs.
Dec. 13, 2020 vs. Stetson	11 pts./11 rbs.

Dec. 22, 2020 at Cincinnati	13 pts./14 rbs.
Jan. 4, 2021 vs. ECU	23 pts./21 rbs.
Jan. 9, 2021 vs. Houston	12 pts./14 rbs.
Feb. 13, 2021 vs. Tulsa	19 pts./15 rbs.
Feb. 17, 2021 vs. Cincinnati	19 pts./14 rbs.
Feb. 20, 2021 vs. Tulane	17 pts./17 rbs.
Feb. 24, 2021 at Temple	10 pts./20 rbs.

A DAY TO REMEMBER

■ Betty Mununga recorded one of the best single game performances in program history on Jan. 2, against East Carolina ... Mununga recorded just the eighth 20-20 game in program history when she poured in 23 points and grabbed 21 rebounds against East Carolina on Jan. 2 ... In addition to being extremely productive, she was extremely efficient, shooting 7-for-11 (63.6 percent) from the field and 9-of-12 (75.0 percent) from the charity stripe.

■ Mununga became the 14th player in program history to grab 20 or more rebounds, and her total is tied for the fourth most in a single game in school history, and tied for the fifth most in American Athletic Conference history.

DROPPIN' DIMES

■ The Bulls were feeling especially giving during Thanksgiving week as they handed out 29 assists in their season opener against Jacksonville on Nov. 28 ... The 29 dimes marked USF's seventh most in a single game in program history ... The Bulls also handed out 29 against FIU (Nov. 30, 2016), Grambling (Dec. 18, 2008), and Stetson (Dec. 3, 1983).


■ USF has handed out 20-or-more assists in four games this season, including in two of its last six played.

USF's 20-plus assist games in 2020-21

Nov. 28 vs. Jacksonville	29
Dec. 13 vs. Stetson	23
Jan. 6 vs. Wichita State	21
Jan. 9 vs. Houston	22

■ Elena Tsineke and Mihaela Lazic accounted for 12 of the Bulls' 29 assists against the Dolphins ... Tsineke dished out a career high seven assists while Lazic's five also marked a career-best.

NCAA SELECTS TAMPA BAY TO HOST FOUR SIGNATURE D-I EVENTS; WOMEN'S FINAL FOUR MAKES FOURTH STOP IN TAMPA



■ On Wednesday, Oct. 14, 2020, the National Collegiate Athletic Association (NCAA) announced that Tampa Bay has been selected as the host site of four major NCAA Championships, which includes the 2023 Division I Men's Frozen Four, 2023 Division I Women's Volleyball Championship, 2025 NCAA Division I Women's Final Four and 2026 NCAA Division I Men's Basketball First and Second Rounds.

In 2023, Tampa Bay will have the unique opportunity to host the Men's Frozen Four and Women's Volleyball Championship in the same calendar year, both at Amalie Arena. This marks Tampa Bay's third time hosting the Men's Frozen Four (2012, 2016) and second time hosting the Women's Volleyball Championship (2009).

In 2025, Tampa Bay will welcome the Women's Final Four back for a record fourth time. Tampa Bay has welcomed more fans in Women's Final Four history than any other city, with a combined 123,039 fans attending in 2008, 2015 and 2019. In 2019, sellout crowds in Amalie Arena totaled 40,189 fans as the Baylor Lady Bears claimed the national championship.

- ✓ 2023 NCAA Division I Men's Frozen Four (University of Wisconsin)
- ✓ 2023 NCAA Division I Women's Volleyball Championship (USF)
- ✓ 2025 NCAA Division I Women's Final Four (USF)
- ✓ 2026 NCAA Division I Men's Basketball First and Second Rounds (USF)



GAMEDAY. EVERY DAY.

■ Coming into the Houston game, USF is fourth in The American in total assists with 252, and first in assists per game - and 21st nationally - recording 17.2 per outing, through Feb. 24.

■ Elisa Pinzan is currently first in The American, and 19th nationally, in total assists with 105, and tops in the conference, and third nationally in assists per game, handing out 7.0 per contest, through Feb. 24.

DON'T STOP THE PINZANITY!!

■ Elisa Pinzan has been the premier distributor of the ball for the past two plus seasons, averaging 4.5 assists per game during her career ... Coming into the Houston game, Pinzan has handed out five-or-more assists 33 times ... In addition, she has handed out seven-plus assists 20 times.

■ After dishing out, a then, career best nine assists, two times, Pinzan finally established a new career-high with 11 handouts at Cincinnati on Dec. 22 ... Her 11 dimes are tied for the 11th most in a single game in program history.

■ It didn't take Pinzan long to surpass her 11-assist mark and establish a new career high ... On Jan. 9 against Houston, Pinzan handed out 14 assists, which is tied for the second most in a single game in program history.

Pinzan's career games with five-plus assists

14	Houston (Jan. 9, 2021)
11	at Cincinnati (Dec. 22, 2020)
9	Cincinnati (Feb. 17, 2021)
9	Wichita State (Jan. 6, 2021)
9	Mississippi State (Dec. 5, 2020)
9	SMU (Feb. 29, 2020)
8	East Carolina (Jan. 2, 2021)
8	VCU (Nov. 15, 2019)
8	vs. Tulane (March 8, 2019)
8	Bethune Cookman (Nov. 15, 2018)
7	Tulsa (Feb. 13, 2021)
7	at Tulane (Jan. 13, 2021)
7	Temple (Feb. 9, 2020)
7	at Wichita State (Jan. 22, 2020)
7	at Temple (Jan. 16, 2020)
7	at Tulsa (Jan. 12, 2020)
7	Alabama State (Dec. 6, 2019)
7	Wichita State (Feb. 23, 2019)
7	Tulsa (Feb. 16, 2019)
7	Oklahoma (Nov. 18, 2018)
6	at Temple (Feb. 24, 2021)
6	Baylor (Dec. 1, 2020)
6	at Memphis (2/22/20)
6	Tulane (Jan. 25, 2020)
6	at Baylor (Nov. 19, 2019)
6	Memphis (Jan. 23, 2019)
6	vs. Virginia (Dec. 21, 2018)
5	East Carolina (Feb. 25, 2020)
5	at UCF (Jan. 19, 2020)

5	Texas (Nov. 8, 2019)
5	Jacksonville (Nov. 5, 2019)
5	UConn (March 3, 2019)
5	vs. UCLA (Nov. 24, 2018)

THE BULLS HAVE BEEN TREYMENDOUS ...

■ USF has had the hot hand from behind the three-point arc, hitting 117 shots from long range in its 15 games ... The Bulls are third in The American in three-point field goals made through Feb. 24.

■ The Bulls hit a season-high 12 treys against Wichita State on Jan. 6, which is tied for the 12th most in a single game in program history.

■ Maria Alvarez leads the way for the Bulls with 29 treys made on the year, while Sydni Harvey is a close second, hitting 28, and Elisa Pinzan 21 ... Elena Tsineke (18) and Kristyna Brabencova (13) also have double-figure treys.

... OPPONENTS NOT SO MUCH

■ USF has wreaked havoc defensively with its opposition around the three-point line in its 15 games ... The Bulls have held their opponent to a dismal 21.0 percent (46-for-219), including a combined 2-for-24 (0.08 percent) by No. 4/4 Baylor (0-for-11) and Mississippi State (2-for-13).

■ Through Feb. 24, the Bulls are first in the nation in three-point field goal percentage defense.

CHAIRWOMEN OF THE BOARDS ...

■ The Bulls have been a force on the boards this season at both the conference and national levels ... USF comes into its game with Houston first in The American in rebounds per game, and seventh nationally (45.73) ... In addition, the Green and Gold leads the AAC in rebounding margin with a +10.5 difference, 13th nationally.

■ USF has been particularly impressive on the offensive glass, leading The American, averaging 16.5 boards per contest, also good enough for seventh in the nation.

CHART CLIMBERS

■ Shae Leverett continues to move up the school's career blocked shot and rebounding charts this season ... With her one rejection at Temple, Leverett currently has 97 blocks for her career and sits in sole possession of seventh place, just eight blocks from equaling Keira Rozier (1992-95) in sixth with 105.

■ Leverett also continues to move up the school's career rebounding chart ... She currently has 625 rebounds for her career, entering the Houston game ... Her nine rebounds against Temple give her 625 for her career, good enough for 15th in program history and five rebounds shy of equaling Kristi Poore (1990-93) in 14th with 630.

■ Elisa Pinzan currently has 329 career assists, placing her all alone in ninth all-time on the school's career assist list ... Next up on the list is Anedra Gilmore (2003-05), in eighth place with 365 career handouts.

BETHY MUNUNGA NAMED TO AAC HONOR ROLL

■ Bethy Mununga was named to the American Athletic Conference weekly Honor Roll for the second-straight week and the third time in the past four weeks ... Mununga averaged 18.0 points per game, 15.5 rebounds, 2.5 steals, 2.0 assists and 1.0 block per game, while also logging 38.7 minutes per outing ... She shot 36 percent from the field and 70.8 percent from the free-throw line ... Mununga poured in 19 points and grabbed 14 boards against Cincinnati to go along with two blocked shots, while playing a career-high 45 minutes in the overtime affair with the Bearcats ... She followed that up with a 17-point, 17-rebound performance, along with a career-high five steals and three assists.

USF's 2020-21 Weekly AAC Honorees

Beatriz Jordao	AAC Honor Roll (Nov. 30)
Elisa Pinzan	AAC Player of the Week (Dec. 7)
Elena Tsineke	AAC Honor Roll (Dec. 13)
Elisa Pinzan	AAC Honor Roll (Dec. 21)
Sydni Harvey	AAC Honor Roll (Dec. 28)
Bethy Mununga	AAC Player of the Week (Jan. 4)
Elena Tsineke	AAC Honor Roll (Jan. 11)
Bethy Mununga	AAC Honor Roll (Feb. 15)
Bethy Mununga	AAC Honor Roll (Feb. 22)

FERNANDEZ WITHIN REACH OF MILESTONE: 400 CAREER WINS

■ Jose Fernandez enters the 2020-21 season - his 21st as a head coach - within reach of a milestone victory ... Fernandez currently boasts a 387-273 career coaching record with the Bulls, just 13 wins shy of his 400th career win ... Fernandez won his 350th game on Feb. 23, 2019, when the Bulls defeated Wichita State at home, 55-46.

■ Coming into the season, only 140 coaches (with a min. of 10 years in Division I) have reached 400 wins.

HOME, SWEET HOME

■ To say that the Bulls have defended their home court over the last five seasons is an understatement ... Currently, USF boasts a dominating 84-16 record at the Yuengling Center since the 2014-15 season ... The Green and Gold has dropped just one game in two of the seven seasons, with those coming during the 2017-18 (13-1) and 2015-16 (15-1) seasons ... The Bulls were 14-2 on their home floor in 2019-20.

Seasons with four or fewer home losses since the beginning of the 2014-15 season

2020-21	9-1
2019-20	14-2
2017-18	13-1

2016-17	10-4
2015-16	15-1
2014-15	13-3

■ USF has proven to be one of the elite teams in the American Athletic Conference, and to do that you need to win games at home ... The Bulls are 43-13 in AAC games at home, and were 29-5 prior to the 2018-19 season.

■ Games at the Yuengling Center are no vacation for nonconference foes when they come to Tampa ... Over the last six seasons, the Bulls have posted a 39-3 record in nonconference games at home ... USF has won 24-of-25 nonconference games, and 36 of its last 38, with the only losses coming to Louisville during the 2016-17 season and Baylor this season.

■ During the last six years, the likes of Oklahoma, LSU, Louisville, Penn State, Oklahoma State, St. John's, Texas, Baylor and Mississippi State have visited USF for nonconference match ups.

MORE WITH LESS

■ Although it wasn't as bad as the 2018-19 campaign when USF lost three potential all-conference players to season-ending injuries, but for the second straight year - during the 2019-20 campaign - the Bulls were hit with the injury bug in a big way ... USF had seven players, to end the season, who missed a total of 73 games, and the Bulls were still within reach of winning 20 games for the ninth time during Jose Fernandez's head coaching tenure, and were poised for another trip to the postseason ... Of the seven players, two - Mihaela Lazic and Maria Alvarez - were lost for the season.

■ During the 2018-19 campaign, a total of six players missed a combined 86 games due to injury.

Games missed during 2019-20 due to injury

PG	Mihaela Lazic (back - season ending)	31
G	Maria Alvarez (knee - season ending)	17
G	Sydni Harvey (knee)	10
W	Kristyna Brabencova (ankle, illness)	7
PG	Elisa Pinzan (ankle)	5
F	Bethy Mununga (hamstring)	3

Note - Elena Tsineke was ruled ineligible by the NCAA for the first five games of 2019-20 and did not play ... She is not included in this figure.

USF TABBED FIRST IN PRESEASON AAC POLL

■ USF has been picked to finish atop the American Athletic Conference this season in the league's preseason coaches poll ... It marks the first time in program history that the Bulls have been selected first in a preseason conference poll.

■ USF earned the top spot with 98 total points and eight of the 11 first-place votes ... UCF (79) was picked to finish second and Tulane (78) third, while Cincinnati (73) and Temple (57) round out the top five teams in the preseason poll ... Wichita State (54), Houston (49) and Memphis (40) were slotted sixth through eighth, respectively, with East Carolina (36), SMU (31) and Tulsa (10) rounding out the bottom three teams ... UCF (1) and Cincinnati (2) were the only two other schools to earn first place votes.

■ During the first seven years of The American, the Bulls were picked second five times (2014-15, 2015-16, 2017-18, 2018-19, 2019-20), behind previous AAC member, UConn, which was selected first all seven seasons ... USF finished third in 2013-14 and 2016-17.

TSINEKE, PINZAN EARN ALL-AAC HONORS

■ In addition to the Bulls being picked first in The American preseason poll, sophomore guard Elena Tsineke and junior guard Elisa Pinzan were recognized by the league's coaches, being named to the AAC Preseason All-Conference Second Team ... Both players were also honored at the conclusion of the 2019-20 campaign.

■ Tsineke, the team's top returning scorer from a year ago, averaged 12.4 points per game in 2019-20 and 12.6 points per outing in AAC games, en route to being named The American Freshman of the Year, Third Team All-Conference and to the AAC All-Freshmen Team.

■ Tsineke shot 37.3 percent (115-307) from the field and hit 44 of her 138 shots from behind the three-point arc (31.9 percent), while also leading The American in free-throw shooting percentage, hitting 88.2 percent (60-for-68) from the charity stripe ... She tallied double figures in 18 games on the year in 27 games played, and poured in 20-or-more points four times during her rookie campaign, including a career-high 25 points in a dominating 99-51 win over Temple.

■ Pinzan established herself as one of the top point guards in The American during the 2019-20 campaign, while joining Tsineke as an All-Conference Third Team selection at the end of the year ... She averaged 9.0 points per game, 4.5 assists per outing, and 2.9 rebounds per contest, in 27 games, including 24 starts ... Despite missing five games during the season due to an ankle injury, Pinzan was the conference leader in assists per game, and was fourth in total assists (121) ... In addition, she scored in double figures in 10 games on the year and handed out five-or-more assists 14 times.

MUNUNGA NAMED TO KATRINA MCCLAIN PRE-SEASON WATCH LIST

■ Bethy Mununga is one of 20 players to be named to the Katrina McClain Watch List as the top power forward in America, as given by the Naismith Memorial Basketball Hall of Fame and the Women's Basketball Coaches

Association ... Mununga is the lone representative of the American Athletic Conference.

■ Mununga proved to be one of the top post players in The American, during her first season with the Bulls, after transferring from Northeastern Oklahoma A&M ... She was third on the team in scoring, averaging 9.2 points per game, and tops in rebounding, grabbing 10.1 boards per contest ... Mununga's rebounds per game average was second in The American, along with her total rebounds (292), in addition to being ranked 32nd and 36th in the nation, respectively ... She averaged 3.8 offensive rebounds per game, good enough for second in The American and 26th in the nation.

LACING 'EM UP AGAINST THE BEST

■ The landscape of Division I basketball scheduling was drastically changed due to the COVID-19 pandemic, however, one thing that remains a constant is the fact that the Bulls will still challenge themselves during the nonconference portion of their schedule, despite only four nonconference games ... Highlighting the Bulls' out-of-conference slate - both at home nonetheless - will be Baylor (Dec. 1) and Mississippi State (Dec. 8), with the Bulldogs as part of the AAC/SEC Challenge.

■ The Bulls will also face in-state foes Jacksonville (Nov. 28) and Stetson (Dec. 13).

■ USF was scheduled to take part in the inaugural Battle 4 Atlantis, at the Atlantis Resort in Paradise Islands, Bahamas, against a field that also included; Central Michigan, Marquette, Minnesota, Oklahoma, Oregon, South Carolina, and Syracuse. The Bulls, however, pulled out of the event due to concerns related to COVID-19.

PRIMED FOR THE POSTSEASON

■ USF has made 15 postseason tournament appearances and had six NCAA Tournament berths in head coach Jose Fernandez's 20 seasons ... The all-time winningest coach in program history, Fernandez has guided USF to nine 20-win seasons, two WNIT Final Four appearances, the 2009 WNIT championship and won more than 370 games.

■ Boasting a 19-13 record through the end of the American Athletic Conference Tournament last season, the Bulls were poised to make their 16th postseason appearance before the NCAA shut the season down due to the COVID-19 pandemic.

WHERE USF RANKS AS A TEAM IN THE NCAA (THROUGH FEBRUARY 25)

NCAA Statistics

South Fla. - 2020-21 Women's Basketball Ranking Summary thru games 02/25/2021

Statistic	National Rank	Conference Rank	Value	National Leader	Value	Conference Leader
Assist Turnover Ratio (336 ranked)	13	1	1.35	Bucknell	1.72	South Fla.
Assists (336 ranked)	138	4	252	Drake	481	Tulane
Assists Per Game (336 ranked)	21	1	16.8	Baylor	22.1	South Fla.
Blocked Shots (336 ranked)	133	5	59	Oklahoma St.	165	Cincinnati
Blocked Shots Per Game (336 ranked)	78	3	3.9	South Carolina	7.2	Cincinnati
Defensive Rebounds per Game (30 ranked)	30	1	29.2	Troy	33.0	South Fla.
Fewest Fouls (336 ranked)	60	4	244	Duke	52	SMU
Fewest Turnovers (336 ranked)	25	2	187	San Jose St.	51	SMU
Field-Goal Percentage (336 ranked)	234	8	38.7	UConn	52.0	Tulane
Field-Goal Percentage Defense (336 ranked)	8	1	34.0	Baylor	31.6	South Fla.
Free Throw Attempts (336 ranked)	169	6	312	Arkansas	578	Tulane
Free Throws Made (336 ranked)	160	5	221	Arkansas	425	Tulane
Free-Throw Percentage (336 ranked)	148	1	70.8	Milwaukee	83.3	South Fla.
Offensive Rebounds per Game (30 ranked)	7	1	16.5	Delaware	19.2	South Fla.
Personal Fouls Per Game (336 ranked)	126	5	16.3	Fresno St.	12.8	Tulane
Rebound Margin (336 ranked)	13	1	10.5	Baylor	19.0	South Fla.
Rebounds (336 ranked)	170	4	686	Troy	1,135	Tulane
Rebounds Per Game (336 ranked)	7	1	45.73	Troy	51.59	South Fla.
Scoring Defense (336 ranked)	13	2	54.0	Stony Brook	49.9	UCF
Scoring Margin (336 ranked)	15	1	16.5	SFA	33.5	South Fla.
Scoring Offense (336 ranked)	97	1	70.5	Maryland	93.2	South Fla.
Steals (336 ranked)	264	9	105	SFA	293	East Carolina
Steals Per Game (336 ranked)	222	10	7.0	Grand Canyon	14.2	East Carolina
Three Pt FG Defense (336 ranked)	1	1	21.0	South Fla.	21.0	South Fla.
Three-Point Field Goals Attempted (150 ranked)	122	3	387	FGCU	718	Houston
Three-Point Field Goals Made (335 ranked)	143	3	117	High Point	250	Houston
Three-Point Field Goals Per Game (336 ranked)	50	1	7.8	FGCU	11.7	South Fla.
Three-Point Field-Goal Percentage (336 ranked)	199	2	30.2	Maryland	42.0	UCF
Turnover Margin (336 ranked)	78	4	2.20	Northwestern	10.61	East Carolina
Turnovers Forced (336 ranked)	240	11	14.67	SFA	25.14	East Carolina
Turnovers Per Game (336 ranked)	21	1	12.5	Bucknell	9.0	South Fla.
Won-Lost Percentage (330 ranked)	4	1	93.3	Bucknell	100.0	South Fla.

WHERE USF RANKS INDIVIDUALLY IN THE NCAA (THROUGH FEBRUARY 25)

Statistic	Player	National Rank	Conference Rank	Value	National Leader	Value	Conference Leader	Value
Assist Turnover Ratio (250 ranked)	Elisa Pinzan	5	1	3.62	Allie Best, Marist	5.12	Elisa Pinzan, South Fla.	3.62
Assists (150 ranked)	Elisa Pinzan	19	1	105	Mayra Caicedo, Little Rock	146	Elisa Pinzan, South Fla.	105
Assists Per Game (245 ranked)	Elisa Pinzan	3	1	7.0	Tiana Mangakahia, Syracuse	7.6	Elisa Pinzan, South Fla.	7.0
Blocked Shots (146 ranked)					Natasha Mack, Oklahoma St.	97	Mia Heide, Tulane	34
Blocked Shots Per Game (249 ranked)	Shae Leverett Beth Mununga	197 197	9 9	1.07 1.07	Natasha Mack, Oklahoma St.	4.04	Mia Heide, Tulane	1.62
Defensive Rebounds per Game (30 ranked)	Beth Mununga	9	1	8.7	Natalie Kucowski, Lafayette	11.0	Beth Mununga, South Fla.	8.7
Double Doubles (38 ranked)	Beth Mununga	30	1	9	Alexus Dye, Troy	17	Beth Mununga, South Fla.	9
Field Goal Attempts (150 ranked)					Dyaisha Fair, Buffalo	437	Ilmar'i Thomas, Cincinnati	326
Field Goals Made (149 ranked)					Natasha Mack, Oklahoma St.	204	Ilmar'i Thomas, Cincinnati	177
Field-Goal Percentage (250 ranked)					Monika Czinano, Iowa	69.2	Ilmar'i Thomas, Cincinnati	54.3
Final Points (196 ranked)					Ashley Joens, Iowa St.	562	Ilmar'i Thomas, Cincinnati	468
Free Throw Attempts (146 ranked)					Chelsea Dungee, Arkansas	201	Ilmar'i Thomas, Cincinnati	129
Free Throws Made (149 ranked)					Chelsea Dungee, Arkansas	160	Ilmar'i Thomas, Cincinnati	105
Free-Throw Percentage (250 ranked)	Sydni Harvey	227	4	75.4	Cierra Hall, UC Davis	97.1	Alana Davis, Memphis	83.7
Minutes Played (150 ranked)					Sophie Bussard, Southeast Mo. St.	853.57	Ilmar'i Thomas, Cincinnati	786.14
Minutes Played Per Game (150 ranked)	Elisa Pinzan	98	3	35.11	Aislynn Hayes, Middle Tenn.	39.69	Ilmar'i Thomas, Cincinnati	39.31
Offensive Rebounds per Game (30 ranked)	Beth Mununga Shae Leverett	15 24	2 3	4.2 3.9	Unique Thompson, Auburn	5.6	Dulcy Mendiadeu Fankam, Memphis	4.3
Points Per Game (250 ranked)					Anastasia Hayes, Middle Tenn.	28.2	Ilmar'i Thomas, Cincinnati	23.4
Rebounds (142 ranked)	Beth Mununga	33	1	193	Natasha Mack, Oklahoma St.	296	Beth Mununga, South Fla.	193
Rebounds Per Game (249 ranked)	Beth Mununga Shae Leverett	5 235	1 7	12.9 6.9	Natalie Kucowski, Lafayette	13.6	Beth Mununga, South Fla.	12.9
Steals (145 ranked)					Veronica Burton, Northwestern	75	Dominique Claytor, East Carolina	51
Steals Per Game (250 ranked)	Elisa Pinzan	181	9	1.87	Veronica Burton, Northwestern	4.17	Lashonda Monk, East Carolina	2.88
Three-Point Field Goals Attempted (149 ranked)					Aisha Sheppard, Virginia Tech	217	Britney Onyeje, Houston	129
Three-Point Field Goals Made (136 ranked)					Aisha Sheppard, Virginia Tech	81	Britney Onyeje, Houston	39
Three-Point Field Goals Per Game (249 ranked)	Maria Alvarez Sydni Harvey	96 198	3 6	2.23 1.87	Aisha Sheppard, Virginia Tech	4.05	Britney Onyeje, Houston	2.29
Three-Point Field-Goal Percentage (163 ranked)	Maria Alvarez	58	2	39.2	Katie Benzan, Maryland	53.4	Maya Mayberry, Tulsa	39.6
Triple Doubles (2 ranked)					Grace Berger, Indiana	3		

USF TV/RADIO PHOTO ROSTER

0



**Tereza
VITULOVA**

C | 6-2 | Jr.
Domašo, Czech Rep.


1



**Maria
ALVAREZ**

G | 5-7 | So.
Bal Harbour, Fla.

2



**Mihaela
LAZIC**

PG | 5-6 | R-Fr.
Slavonski Brod, Croatia

3



**Sydni
HARVEY**

G | 5-10 | Jr.
Nashville, Tenn.

4



**Elisa
PINZAN**

PG | 5-8 | Jr.
Murano, Italy

5



**Elena
TSINEKE**

G | 5-8 | So.
Thessaloniki, Greece

11



**Jade
BLAGROVE**

F | 6-2 | Fr.
Barendrecht, Neth.

12



**Cristina
BERMEJO**

W | 6-1 | So.
Sant Just Desvern, Spain

13



**Sara
GUERREIRO**

G | 5-8 | Fr.
Seixal, Portugal

20



**Bethy
MUNUNGA**

F | 6-0 | Sr.
Zellik, Belgium


21



**Shae
LEVERETT**

C | 6-2 | Post Bacc.
Rincon, Ga.

22



**Kristyna
BRABENCOVA**

W | 6-0 | So.
Brno, Czech Rep.


24



**Angelee
RODRIGUEZ**

F/C | 6-2 | Fr.
Oakland Park, Fla.

31



**Beatriz
JORDAO**

C | 6-3 | Jr.
Pombal, Portugal

34



**Silvia
SERRAT**

F | 6-1 | R-Jr.
Banyoles, Spain

USF ALL-TIME IN OVERTIME

■ **Overtime Games: 28-13**
 ■ **22-8 under Jose Fernandez**

Year	Opponent	W/L	Score
2/21/75	vs. Rollins	W	64-62 (OT)
2/18/78	at Florida State	L	76-84 (OT)
12/3/81	at Youngstown State	W	63-61 (OT)
12/17/83	Florida A&M	W	66-64 (OT)
1/22/84	Alabama State	W	102-96 (3OT)
2/15/84	Florida Southern	L	61-64 (OT)
1/30/93	Virginia Tech	L	83-85 (OT)
2/15/93	at Mercer	L	72-73 (OT)
1/8/94	Charlotte	W	77-69 (OT)
12/4/98	Chattanooga	W	77-76 (OT)
12/16/98	Minnesota	L	64-68 (OT)

12/18/00	Western Kentucky	L	81-84 (OT)
1/28/01	Memphis	L	71-81 (OT)
11/30/02	Bethune-Cookman	W	66-59 (OT)
2/2/04	#18 TCU	W	89-84 (2OT)
2/6/04	at Cincinnati	W	66-64 (OT)
12/1/04	at #8 Connecticut	L	65-75 (OT)
12/7/05	#11 DePaul	W	79-77 (OT)
1/28/06	at #21 Notre Dame	W	68-64 (OT)
12/29/06	at Saint Joseph's	W	80-76 (OT)
1/13/07	Notre Dame	W	87-78 (OT)
11/28/08	vs. Iowa	W	82-79 (OT)
3/8/08	vs Syracuse	W	68-67 (OT)
1/10/09	St. John's	W	81-71 (OT)
3/21/09	FGCU	W	88-81 (OT)
11/13/09	Florida A&M	L	73-68 (OT)

11/28/09	Loyola Marymount	W	77-71 (OT)
12/18/10	UNLV	W	59-54 (OT)
11/12/11	vs. Arkansas	L	65-61 (OT)
11/23/11	vs. Central Michigan	W	86-80 (OT)
1/17/12	DePaul	W	66-63 (OT)
2/27/12	Providence	W	64-56 (OT)
11/13/12	at Clemson	W	75-73 (OT)
1/8/13	Notre Dame	L	75-71 (OT)
3/25/13	vs. California	L	82-79 (OT)
12/21/14	at Penn State	W	90-87 (OT)
1/20/16	at Memphis	L	88-87 (OT)
12/20/17	vs Dayton	W	93-87 (OT)
2/18/18	at UCF	W	77-68 (OT)
12/5/20	#6 Mississippi St.	W	67-63 (OT)
2/17/21	Cincinnati	W	69-65 (OT)

USF VS. RANKED OPPONENTS

■ **Overall vs. Ranked Opponents: 17-89**
 ■ **15-89 under Jose Fernandez**

Date	Opponent	Rank	Score
1/31/94	Southern Miss	24	W, 80-74
2/23/97	Tulane	24	W, 80-71
12/28/02	Connecticut	2	L, 56-72
1/19/03	at DePaul	24	L, 57-63
1/4/04	at Georgia	12	L, 65-92
1/18/04	DePaul	17	L, 74-84
1/31/04	Houston	24	L, 57-62
2/2/04	TCU	18	W, 89-84 (2OT)
11/14/04	at Duke	6	L, 50-82
12/1/04	at Connecticut	8	L, 65-75 (OT)
1/30/05	at DePaul	17	L, 66-74
12/2/05	at North Carolina	7	L, 47-71
12/7/05	DePaul	11	W, 79-77 (OT)
12/10/05	Michigan State	13	L, 66-81
12/30/05	at LSU	3	L, 44-87
1/11/06	Rutgers	10	L, 65-66
1/24/06	at Connecticut	5	L, 47-77
1/28/06	at Notre Dame	21	W, 68-64 (OT)
2/5/06	at St. John's	25	L, 71-78
12/3/06	at Michigan State	20/18	L, 71-79
12/12/06	vs. Vanderbilt	12/12	L, 68-76
1/3/07	LSU	6/6	L, 48-60
1/16/07	Louisville	15/15	W, 74-58
1/20/07	at Pittsburgh	25/RV	L, 48-73
2/20/07	Connecticut	3/3	L, 67-81
2/24/07	at Marquette	19/19	L, 63-75
3/4/07	vs. Connecticut	3/3	L, 54-74
11/15/07	vs. Duke	10/9	L, 52-89
1/5/08	West Virginia	17/16	L, 73-79
1/30/08	at Connecticut	1/1	L, 48-71
2/5/08	DePaul	25/25	W, 78-73
2/16/08	Rutgers	5/4	L, 50-71
2/27/08	at Notre Dame	14/14	L, 49-92

3/9/08	vs. West Virginia	14/18	L, 42-64
11/27/08	vs. California	3/4	L, 55-85
1/06/09	Connecticut	1/1	L, 37-83
1/14/09	Louisville	7/11	L, 60-76
2/17/09	Notre Dame	24/24	L, 79-86
3/08/09	vs. Connecticut	1/1	L, 42-79
1/4/10	at Connecticut	1/1	L, 42-84
1/9/10	Georgetown	RV/25	L, 52-66
1/12/10	at Notre Dame	3/3	L, 64-81
1/16/10	Syracuse	25/25	W, 73-64
2/20/10	West Virginia	9/8	L, 45-54
12/2/10	Connecticut	1/1	L, 54-80
1/11/11	at DePaul	14/21	L, 61-77
1/22/11	at West Virginia	9/9	L, 52-78
2/5/11	Notre Dame	8/8	L, 68-76
2/8/11	at Georgetown	16/16	L, 38-67
2/16/11	St. John's	RV/22	L, 60-80
2/28/11	Georgetown	17/19	W, 60-55
1/7/12	Georgetown	16/16	L, 56-66
1/17/12	DePaul	14/21	W, 66-63 (OT)
1/27/12	at Connecticut	1/1	L, 62-77
2/1/12	West Virginia	9/9	L, 52-55
2/8/12	at St. John's	RV/22	L, 57-67
2/25/12	at Notre Dame	8/8	L, 68-80
3/3/12	vs. DePaul	14/21	L, 62-76
12/16/12	Nebraska	24/24	L, 52-62
1/8/13	Notre Dame	8/8	L, 71-75 (OT)
1/30/13	Louisville	12/12	L, 75-78
2/20/13	at Louisville	11/12	W, 73-62
2/23/13	Syracuse	18/21	W, 68-66
3/2/13	Connecticut	1/1	L, 51-85
3/10/13	vs. Notre Dame	2/2	L, 66-75
3/25/13	vs. California	6/6	L, 78-82 (OT)
11/8/13	Maryland	6/8	L, 70-78
12/14/13	vs. Oklahoma State	14/18	L, 56-75
1/12/14	Louisville	5/5	L, 54-62

1/26/14	at Connecticut	1/1	L, 53-81
2/2/14	at Louisville	5/5	L, 59-79
2/16/14	Connecticut	1/1	L, 38-63
3/9/14	vs. Louisville	3/4	L, 56-60
11/19/14	at Maryland	8/9	L, 67-85
11/29/14	vs. Kentucky	9/10	L, 57-61
1/18/15	at Connecticut	2/2	L, 50-92
3/2/15	Connecticut	1/1	L, 65-88
3/9/15	vs. Connecticut	1/1	L, 70-84
3/23/15	Louisville	8/8	L, 52-60
11/19/15	at Baylor	5/4	L, 63-65
12/30/15	vs. Mississippi State	8/8	L, 58-68
1/10/16	UConn	1/1	L, 59-75
2/15/16	at Louisville	11/12	L, 50-67
2/29/16	at UConn	1/1	L, 59-79
3/7/16	vs. UConn	1/1	L, 51-77
3/19/16	vs. Colorado State	22/22	W, 48-45
3/21/16	at UCLA	10/12	L, 67-72
1/10/17	at UConn	1/1	L, 37-102
1/22/17	Louisville	9/8	L, 52-66
2/19/17	Temple	RV/25	L, 71-77
2/27/17	UConn	1/1	L, 68-96
3/5/17	Temple	25/21	W, 63-58
3/6/17	UConn	1/1	L, 44-100
2/11/18	Ohio State	13/13	W, 84-65
1/13/19	at UConn	3/2	L, 46-63
3/4/19	vs. UConn	2/2	L, 47-57
3/10/19	vs. UConn	2/2	L, 45-81
11/8/19	Texas	15/15	W, 64-57
11/19/19	at Baylor	2/2	L, 46-58
12/19/19	vs. Mississippi State	15/15	L, 61-86
2/16/20	vs. UConn	5/6	L, 47-67
3/2/20	at UConn	5/4	L, 39-80
3/8/20	vs. UConn	5/4	L, 38-79
12/1/20	Baylor	4/4	L, 62-67
12/5	Mississippi State	6/7	W, 67-63

USF CAREER HIGHS

0 - TEREZA VITULOVA

Points	*SET WHILE AT WYOMING
Rebounds	30 vs. San Diego State (1/22/20)*
Field Goals Made	11 at Air Force (12/4/19)*
Field Goals Attempted	13 at San Diego State (1/8/20)*
Three-Point Field Goals Made	23 at San Diego State (1/8/20)*
Three-Point Field Goals Attempted	2, 3X, last at Boise State (2/5/20)*
Free Throws Made	4, 2X, last vs. San Diego State (1/22/20)*
Free Throws Attempted	7 vs. San Diego State (1/22/20)*
Assists	8 vs. San Diego State (1/22/20)*
Steals	2, 2X, vs. Colorado (11/17/19)*
Blocks	2, 3X, at San Diego State (1/8/20)*
Minutes	2, 7X, vs. Fresno State (2/27/20)*
	34, 2X, last at San Diego State (1/8/20)*

1 - MARIA ALVAREZ

Points	23 vs. Houston (1/9/21)
Rebounds	6, 2X, last at UNLV (12/21/19)
Field Goals Made	7, 2X, last vs. Houston (1/9/21)
Field Goals Attempted	14 vs. Notre Dame (11/30/19)
Three-Point Field Goals Made	6, 2X, last vs. Houston (1/9/21)
Three-Point Field Goals Attempted	13 vs. Notre Dame (11/30/19)
Free Throws Made	4, 2X, last vs. East Carolina (1/2/20)
Free Throws Attempted	4, 4X, last vs. East Carolina (1/2/20)
Assists	6, 2X, last vs. Mississippi State (12/21/19)
Steals	2, at Tulane (1/13/21)
Blocks	0
Minutes	37 vs. Idaho (12/15/19)

2 - MIHAELA LAZIC

Points	10 vs. Tulsa (2/13/21)
Rebounds	3 vs. Stetson (12/13/20)
Field Goals Made	4 vs. Tulsa (2/13/21)
Field Goals Attempted	11 vs. Tulsa (2/13/21)
Three-Point Field Goals Made	1, 2X, last at Temple (2/24/21)
Three-Point Field Goals Attempted	4 vs. Tulsa (2/13/21)
Free Throws Made	1, 2X, last at Temple (2/24/21)
Free Throws Attempted	2 vs. Tulsa (2/13/21)
Assists	5 vs. Jacksonville (11/28/20)
Steals	1, 2X, last vs. Cincinnati (2/17/21)
Blocks	0
Minutes	33 vs. Tulsa (2/13/21)

3 - SYDNI HARVEY

Points	28, vs. Tulane (3/7/20)
Rebounds	7 vs. Memphis (1/23/19)
Field Goals Made	9 vs. Tulane (1/19/19)
Field Goals Attempted	18 at SMU (1/26/19)
Three-Point Field Goals Made	7 vs. Temple (2/9/20)
Three-Point Field Goals Attempted	11 at Cincinnati (12/22/20)
Free Throws Made	10 vs. Tulane (3/7/20)
Free Throws Attempted	12 vs. vs. Tulane (3/7/20)
Assists	7 vs. Tulsa (2/13/21)
Steals	2, 13X, last at Cincinnati (12/22/20)
Blocks	1, 7X, last vs. Cincinnati (2/17/21)
Minutes	41 vs. Cincinnati (2/17/21)

4 - ELISA PINZAN

Points	23, 2X, last vs. UCF (1/19/20)
Rebounds	11 vs. Mississippi State (12/5/20)
Field Goals Made	8 vs. UCF (1/19/20)
Field Goals Attempted	20 vs. UConn (2/16/20)
Three-Point Field Goals Made	7 vs. UCF (1/19/20)
Three-Point Field Goals Attempted	12 vs. UCF (1/19/20)
Free Throws Made	8 vs. Houston (3/9/19)
Free Throws Attempted	9 at Memphis (12/16/20)
Assists	14 vs. Houston (1/9/21)
Steals	6, 2X, last vs. Tulsa (2/13/21)
Blocks	1, 3X, last vs. Tulsa (2/13/21)
Minutes	45 vs. Cincinnati (2/17/21)

5 - ELENA TSINEKE

Points	31 vs. Wichita State (1/6/21)
Rebounds	6 vs. Baylor (12/1/20)
Field Goals Made	11 vs. Wichita State (1/6/21)
Field Goals Attempted	19 vs. Houston (1/29/20)
Three-Point Field Goals Made	5 vs. Wichita State (1/6/21)
Three-Point Field Goals Attempted	12 vs. Notre Dame (11/30/19)
Free Throws Made	7 vs. Florida Gulf Coast (11/29/19)
Free Throws Attempted	8 vs. Florida Gulf Coast (11/29/19)
Assists	7 vs. Jacksonville (11/28/20)
Steals	4 vs. Tulane (1/25/20)
Blocks	2 vs. Stetson (12/13/20)
Minutes	38 vs. Tulane (3/7/20)

11 - JADE BLAGROVE

Points	5 vs. Stetson (12/13/20)
Rebounds	2 vs. Stetson (12/13/20)
Field Goals Made	1 vs. Stetson (12/13/20)
Field Goals Attempted	1 vs. Stetson (12/13/20)
Three-Point Field Goals Made	0
Three-Point Field Goals Attempted	0
Free Throws Made	3 vs. Stetson (12/13/20)
Free Throws Attempted	4 vs. Stetson (12/13/20)
Assists	0
Steals	1 vs. Jacksonville (11/28/20)
Blocks	0
Minutes	3 vs. Stetson (12/13/20)

12 - CRISTINA BERMEJO

Points	10, 2X, last vs. Stetson (12/13/20)
Rebounds	5, 4X, last at Tulsa (12/30/20)
Field Goals Made	4, 2X, last vs. SMU (2/29/20)
Field Goals Attempted	9 vs. Idaho (12/15/19)
Three-Point Field Goals Made	2 vs. Idaho (12/15/19)
Three-Point Field Goals Attempted	5 vs. Idaho (12/15/19)
Free Throws Made	4 vs. Stetson (12/13/20)
Free Throws Attempted	4 vs. Stetson (12/13/20)
Assists	5 at Memphis (2/22/20)
Steals	2, 3X, last at Memphis (2/22/20)
Blocks	2, 3X, last at Tulsa (12/30/20)
Minutes	24 at Memphis (2/22/20)

USF CAREER HIGHS

13 - SARA GUERREIRO

Points	6 vs. Jacksonville (11/28/20)
Rebounds	3 vs. Jacksonville (11/28/20)
Field Goals Made	3 vs. Jacksonville (11/28/20)
Field Goals Attempted	6 vs. Stetson (12/13/20)
Three-Point Field Goals Made	0
Three-Point Field Goals Attempted	3 vs. Stetson (12/13/20)
Free Throws Made	4 vs. Stetson (12/13/20)
Free Throws Attempted	4 vs. Stetson (12/13/20)
Assists	1 vs. Jacksonville (11/28/20)
Steals	1 vs. Tulsa (2/13/21)
Blocks	0
Minutes	15 vs. Tulsa (2/13/21)

20 - BETHY MUNUNGA

Points	23 vs. East Carolina (1/2/20)
Rebounds	21 vs. East Carolina (1/2/20)
Field Goals Made	7, 3X, last vs. Tulsa (2/13/21)
Field Goals Attempted	15 vs. Cincinnati (2/17/21)
Three-Point Field Goals Made	3 vs. Baylor (12/1/20)
Three-Point Field Goals Attempted	3 vs. Baylor (12/1/20)
Free Throws Made	10 vs. Tulane (2/20/21)
Free Throws Attempted	14 vs. Tulane (2/20/21)
Assists	4, 2X, last vs. Stetson (12/13/20)
Steals	5 vs. Tulane (2/20/21)
Blocks	4 at Wichita State (1/22/20)
Minutes	45 vs. Cincinnati (2/17/21)

21 - SHAE LEVERETT

Points	20 vs. Wichita State (2/23/19)
Rebounds	18 vs. Wichita State (2/23/19)
Field Goals Made	6, 3X, last vs. James Madison (2/23/19)
Field Goals Attempted	10 vs. Wichita State (2/23/19)
Three-Point Field Goals Made	0
Three-Point Field Goals Attempted	1 at Houston (2/27/19)
Free Throws Made	10 vs. Wichita State (2/23/19)
Free Throws Attempted	12 at SMU (1/26/19)
Assists	3 at ECU (2/20/19)
Steals	4, 2X, last vs. Cincinnati (2/17/21)
Blocks	7 vs. Memphis (1/23/19)
Minutes	43 vs. Cincinnati (2/17/21)

22 - KRISTYNA BRABENCOVA

Points	18 vs. Jacksonville (11/28/20)
Rebounds	11 vs. Idaho (12/15/19)
Field Goals Made	7, 2X, last vs. Jacksonville (11/28/20)
Field Goals Attempted	16, 3X, last vs. Jacksonville (11/28/20)
Three-Point Field Goals Made	4, 2X, last vs. Jacksonville (11/28/20)
Three-Point Field Goals Attempted	9 vs. Alabama State (12/6/19)
Free Throws Made	5 vs. Howard (11/12/19)
Free Throws Attempted	6 vs. Howard (11/12/19)
Assists	7 vs. Cincinnati (1/5/20)
Steals	3, 2X, last at Tulsa (1/12/19)
Blocks	3, 2X, last vs. Brown (12/30/19)
Minutes	37, 2X, last vs. UCF (1/19/20)

24 - ANGELEE RODRIGUEZ

Points	3 vs. Tulsa (2/13/21)
Rebounds	2, 2X, vs. Tulsa (2/13/21)
Field Goals Made	1 vs. Stetson (12/13/20)
Field Goals Attempted	4 vs. Stetson (12/13/20)
Three-Point Field Goals Made	0
Three-Point Field Goals Attempted	0
Free Throws Made	1 vs. Tulsa (2/13/21)
Free Throws Attempted	1 vs. Tulsa (2/13/21)
Assists	0
Steals	0
Blocks	0
Minutes	5, 2X, vs. Tulsa (2/13/21)

31 - BEATRIZ JORDAO

Points	18 vs. North Carolina (11/23/18)
Rebounds	14 vs. Jacksonville (11/28/20)
Field Goals Made	8, 3X, last vs. New Hampshire (11/30/18)
Field Goals Attempted	11 vs. New Hampshire (11/30/18)
Three-Point Field Goals Made	0
Three-Point Field Goals Attempted	0
Free Throws Made	4 vs. Kentucky (11/22/18)
Free Throws Attempted	8 vs. Kentucky (11/22/18)
Assists	3 vs. Stetson (12/13/20)
Steals	2, 2X, last vs. Houston (1/9/21)
Blocks	4, 4X, last vs. Jacksonville (11/28/20)
Minutes	29 vs. North Carolina (11/23/18)

34 - SILVIA SERRAT

Points	0
Rebounds	0
Field Goals Made	0
Field Goals Attempted	0
Three-Point Field Goals Made	0
Three-Point Field Goals Attempted	0
Free Throws Made	0
Free Throws Attempted	0
Assists	0
Steals	0
Blocks	0
Minutes	0

DEC. 16, 2020 | AT MEMPHIS | MEMPHIS, TENN.



Official Basketball Box Score - Final
South Fla. at Memphis
12/16/20 Elna Renee Peabody, Memphis
2020-21 Women's Basketball

Game Time: 2:00 PM
Game Duration: 2:52
Attendance: 111

Officials: Bryan Burnett, Ed Sidasky, Natasha Camy

South Fla. - 65

Record: 4-1 (1-0)

NO. Name	Min	FG M-A	3P M-A	FT M-A	Rebounds OR DR TOT	Fouls PF FD	TP	AS	TO	ST	Blocks BS BA	+/-
20 Bethy Mununga	31:14	1-5	0-0	0-2	7 3 10	3 3	2	1	3	2	0 1 6	
21 Shae Leverett	24:44	3-7	0-0	1-2	5 1 6	3 4	7	0	1	0	4 0 5	
3 Sydney Harvey	32:07	3-11	1-5	5-6	1 3 4	1 7	12	3	1	2	0 1 8	
4 Elisa Pinzan	40:00	5-12	2-7	7-9	0 2 2	2 5	19	3	2	1	0 0 7	
5 Elena Tsineke	20:30	5-15	1-7	3-3	0 1 1	0 2	14	2	0	0	1 0 12	
12 Cristina Bermejo	05:13	0-0	0-0	0-0	0 2 2	0 0	0	0	0	0	0 0 2	
1 Maria Alvarez	10:34	0-2	0-1	1-4	1 0 1	2 2	1	0	0	0	0 0 -9	
22 Kristyna Brabencova	14:28	0-4	0-2	0-0	0 0 0	0 1	0	0	0	1	0 0 -1	
31 Beatriz Jordao	20:04	5-8	0-0	0-0	2 4 6	4 0	10	1	0	0	2 0 5	
2 Mihaela Lazic	01:06	0-0	0-0	0-0	0 0 0	0 0	0	0	0	0	0 0 0	
Team					2 3 5		0		0			
Totals	22:64	4-22	17-26	18 19 37	15 24	65	10	7	6	6	3 7	

Technical Fouls:NONE

Shooting By Period		
1 st FG%	6-16	37.5%
3PT%	1-7	14.3%
FT%	3-6	50%
2 nd FG%	6-16	37.5%
3PT%	2-4	50.0%
FT%	1-1	100%
3 rd FG%	8-21	38.1%
3PT%	1-7	14.3%
FT%	2-4	50%
4 th FG%	2-11	18.2%
3PT%	0-4	0.0%
FT%	11-15	73.3%
GM FG%	22-64	34.4%
3PT%	4-22	18.2%
FT%	17-26	65.4%

Dead Ball Rebounds: 6, 2

Memphis - 58

Record: 2-3 (0-1)

NO. Name	Min	FG M-A	3P M-A	FT M-A	Rebounds OR DR TOT	Fouls PF FD	TP	AS	TO	ST	Blocks BS BA	+/-
32 Dulcy Mendjadelou Fankam	27:41	8-15	0-0	4-6	7 7 14	5 4	20	1	5	1	0 4 -4	
33 Alana Davis	26:02	7-10	0-0	0-1	2 0 2	3 4	14	0	3	0	0 0 -13	
2 Madison Griggs	29:20	2-8	1-5	0-0	0 4 4	5 0	5	1	2	1	0 0 4	
3 Jatyja Jones	34:26	0-6	0-1	2-2	0 4 4	3 2	2	0	1	0	1 0 -16	
5 Aerial Wilson	40:00	1-7	0-2	2-2	1 1 2	3 3	4	7	1	0	0 1 -7	
53 Lanetta Williams	22:13	2-7	0-0	0-0	3 6 9	1 0	4	0	0	0	1 0 -3	
15 Coriah Beck	16:14	2-4	1-1	4-4	0 1 1	4 2	9	0	2	0	1 1 -2	
22 Callie Wright	04:04	0-0	0-0	0-0	0 2 2	0 0	0	0	0	0	0 0 6	
Team					2 2 4		0		1			
Totals	22:57	2-9	12-15	15 27 42	24 15	58	9	15	2	3	6 -7	

Technical Fouls:NONE

Shooting By Period		
1 st FG%	5-11	45.5%
3PT%	0-1	0.0%
FT%	10-10	100%
2 nd FG%	3-15	20.0%
3PT%	0-3	0.0%
FT%	0-0	0%
3 rd FG%	9-18	50.0%
3PT%	2-4	50.0%
FT%	1-3	33.3%
4 th FG%	5-13	38.5%
3PT%	0-1	0.0%
FT%	1-2	50%
GM FG%	22-57	38.6%
3PT%	2-9	22.2%
FT%	12-15	80.0%

Dead Ball Rebounds: 2, 0

	USF	MEM
Biggest lead	13 (3 rd 8:08)	7 (1 st 1:16)
Best Scoring Run	13 (3 rd 8:08)	6 (1 st 1:16)
Lead Changes	7	
Times Tied	3	
Time with Lead	28:21	09:52

Points from	USF	MEM
Turnovers	8	5
Paint	26	32
Second Chance	10	13
Fast Breaks	13	4
Bench	11	13

Period by Period Scoring	1st	2nd	3rd	4th	TOT
USF	16	15	19	15	65
MEM	20	6	21	11	58

DEC. 22, 2020 | AT CINCINNATI | TAMPA, FLA.



Official Basketball Box Score - Final
South Fla. at Cincinnati
12/22/20 Fifth Third Arena, Cincinnati, Ohio
2020-21 Women's Basketball

Game Time: 2:00 PM
Game Duration: 1:58
Attendance: 300

Officials: Denise Brooks, Sall Esho, Chris Sauteda

South Fla. - 73

Record: 5-1

NO. Name	Min	FG M-A	3P M-A	FT M-A	Rebounds OR DR TOT	Fouls PF FD	TP	AS	TO	ST	Blocks BS BA	+/-
20 Bethy Mununga	34:15	3-5	0-0	7-10	2 12 14	4 7	13	2	4	0	2 1 6	
21 Shae Leverett	22:39	1-2	0-0	2-4	3 3 6	5 2	4	0	1	0	1 0 13	
3 Sydney Harvey	27:10	7-15	5-11	2-2	2 0 2	0 6	21	1	2	2	0 2 9	
4 Elisa Pinzan	36:50	2-7	0-3	0-5	0 3 3	1 5	4	11	1	2	0 0 13	
5 Elena Tsineke	14:37	3-5	0-0	1-2	0 0 0	2 1	7	0	1	0	0 1 -7	
31 Beatriz Jordao	13:29	1-1	0-0	0-2	2 2 0	0 2	1	1	0	1	0 1 4	
1 Maria Alvarez	17:46	2-4	2-4	2-2	0 3 3	1 2	8	3	0	0	0 0 7	
12 Cristina Bermejo	04:32	0-0	0-0	0-0	1 0 1	2 0	0	1	0	0	0 0 -4	
0 Tereza Vitulova	08:03	1-2	0-1	2-2	0 1 1	0 1	4	0	0	0	0 0 2	
22 Kristyna Brabencova	17:46	3-8	1-2	3-4	3 3 6	1 2	10	0	1	0	0 0 10	
2 Mihaela Lazic	00:53	0-0	0-0	0-0	0 0 0	0 0	0	0	1	0	0 0 -1	
Team					2 0 2		0		1			
Totals	23:49	8-21	19-31	13 27 40	16 26	73	16	16	4	4	4 12	

Technical Fouls:NONE

Shooting By Period		
1 st FG%	9-15	60.0%
3PT%	3-6	50.0%
FT%	5-7	71.4%
2 nd FG%	3-11	27.3%
3PT%	1-4	25.0%
FT%	0-4	0%
3 rd FG%	4-11	36.4%
3PT%	2-5	40.0%
FT%	7-12	58.3%
4 th FG%	7-12	58.3%
3PT%	2-6	33.3%
FT%	7-8	87.5%
GM FG%	23-49	46.9%
3PT%	8-21	38.1%
FT%	19-31	61.3%

Dead Ball Rebounds: 8, 0

Cincinnati - 61

Record: 1-5

NO. Name	Min	FG M-A	3P M-A	FT M-A	Rebounds OR DR TOT	Fouls PF FD	TP	AS	TO	ST	Blocks BS BA	+/-
15 Arame Niang	28:38	6-7	0-0	0-0	1 2 3	5 1	12	0	4	1	1 0 2	
23 Ilmaria Thomas	40:00	13-20	0-2	6-10	0 6 6	2 8	32	5	0	4	1 1 -12	
2 Destiny Haymer	22:17	2-4	0-0	0-0	0 2 2	5 0	4	2	2	0	0 0 -2	
20 Jillian Hayes	36:41	0-8	0-2	4-8	2 4 6	4 5	4	1	1	0	2 2 -6	
21 Milan Schimmel	35:55	2-5	1-1	0-0	2 2 4	3 0	5	0	3	1	0 0 -1	
50 Nesma Khalifa	07:53	0-1	0-1	0-0	0 0 0	2 0	0	0	1	0	0 0 -15	
1 Caitlyn Wilson	02:56	0-2	0-2	0-0	0 0 0	1 0	0	0	0	0	0 0 -9	
10 Jadyan Scott	11:20	1-3	0-0	0-0	1 0 1	1 1	2	0	1	2	0 0 -5	
33 Sofia Grizali	09:49	0-3	0-1	2-2	1 0 1	2 2	0	0	0	0	0 1 -6	
3 Jada Scott	04:31	0-0	0-0	0-0	0 0 0	1 0	0	0	1	0	0 0 -6	
Team					0 0 0		0		1			
Totals	24:53	1-9	12-20	7 16 23	26 16	61	10	14	10	4	4 -12	

Technical Fouls:NONE

Shooting By Period		
1 st FG%	4-12	33.3%
3PT%	0-2	0.0%
FT%	5-9	55.6%
2 nd FG%	8-14	57.1%
3PT%	0-2	0.0%
FT%	0-0	0%
3 rd FG%	7-11	63.6%
3PT%	1-1	100%
FT%	4-8	50%
4 th FG%	5-16	31.3%
3PT%	0-4	0.0%
FT%	3-3	100%
GM FG%	24-53	45.3%
3PT%	1-9	11.1%
FT%	12-20	60.0%

Dead Ball Rebounds: 3, 1

	USF	CIN
Biggest lead	16 (1 st 0:53)	1 (3 rd 3:59)
Best Scoring Run	11 (1 st 0:53)	9 (2 nd 6:31)
Lead Changes	4	
Times Tied	4	
Time with Lead	36:22	00:40

Points from	USF	CIN
Turnovers	6	18
Paint	22	42
Second Chance	9	3
Fast Breaks	18	16
Bench	24	4

Period by Period Scoring	1st	2nd	3rd	4th	TOT
USF	26	7	17	23	73
CIN	13	16	19	13	61

DEC. 19, 2020 | HOUSTON | TAMPA, FLA.

POSTPONED
RESCHEDULED FOR JAN. 9

DEC. 30, 2020 | AT TULSA | TULSA, OKLA.



Official Basketball Box Score - Final
USF at Tulsa
12/30/20 Donald W Reynolds Center, Tulsa, Okla.
2020-21 Women's Basketball

Game Time: 6:00 PM
Game Duration: 2:00

Officials: Zac Brosi, Bruce Morris, Blanca Burns

USF - 63

Record: 6-1 (3-0)

NO. Name	Min	FG M-A	3P M-A	FT M-A	Rebounds OR DR TOT	Fouls PF FD	TP	AS	TO	ST	Blocks BS BA	+/-
12 Cristina Bermejo	18:29	0-2	0-1	0-0	1 4 5	0 0	0	0	1	0	2 0 18	
20 Bethy Mununga	18:21	5-7	0-1	1-3	0 7 7	2 2	11	1	1	0	1 0 17	
31 Beatriz Jordao	12:31	3-6	0-0	0-0	0 6 6	0 0	6	0	1	0	1 1 8	
3 Sydney Harvey	19:11	3-7	1-3	3-4	2 0 2	2 3	10	1	2	0	0 0 17	
4 Elisa Pinzan	29:54	5-9	3-5	0-0	0 2 2	0 1	13	4	0	2	0 1 14	
21 Shae Leverett	24:13	1-2	0-0	0-4	5 3 8	2 2	2	0	0	0	0 0 15	
0 Tereza Vitulova	10:55	1-5	0-2	0-0	0 3 3	0 3	0	2	0	0	0 0 5	
1 Maria Alvarez	20:39	1-5	1-4	1-2	0 4 4	1 3	4	3	1	1	0 0 19	
22 Kristyna Brabencova	19:18	2-9	0-2	1-1	1 4 5	1 1	5	0	1	0	1 0 11	
5 Elena Tsineke	18:12	2-7	2-4	4-4	1 2 3	5 3	10	0	2	0	0 0 9	
2 Mihaela Lazic	08:17	0-1	0-0	0-0	0 1 1	1 0	0	3	2	1	0 0 7	
Team					1 4 5		0		0			
Totals	23:60	7-22	10-18	11 40 51	17 15	63	12	11	4	5	2 28	

Technical Fouls:NONE

Shooting By Period		
1 st	FG%	5-19 26.3%
	3PT%	1-7 14.3%
	FT%	2-5 40%
2 nd	FG%	4-12 33.3%
	3PT%	1-2 50.0%
	FT%	2-4 50%
3 rd	FG%	8-17 47.1%
	3PT%	2-7 28.6%
	FT%	1-3 33.3%
4 th	FG%	6-12 50.0%
	3PT%	3-6 50.0%
	FT%	5-6 83.3%
GM	FG%	23-60 38.3%
	3PT%	7-22 31.8%
	FT%	10-18 55.6%

JAN 2, 2021 | EAST CAROLINA | TAMPA, FLA.



Official Basketball Box Score - Final
East Carolina at South Florida
 01/02/21 Yuengling Center, Tampa
 2020-21 Women's Basketball

Game Time: 4:00 PM
Game Duration: 2:04

Officials: Bruce Morris, John Capolino, Alexis Perez

East Carolina - 58		Record: 5-4 (9-1)												
NO. Name	Min	FG M-A	3P M-A	FT M-A	Rebounds OR DR	Fouls PF FT	TP	AST	ST	Blocks BS BA	+/-	Shooting By Period		
14 Maddle Moore	F 18:31	3-6	1-1	2-4	1 3	4 3	9	0	1	0	0	-2	1st FG% 5-18 27.8%	
1 Taniyah Thompson	G 35:34	5-16	0-3	2-2	1 1	2 2	12	1	0	1	0	-13	FT% 2-2 100%	
2 Lashonda Monk	G 24:37	6-15	0-2	1-1	2 1	3 4	2	13	2	4	0	-1	2nd FG% 6-15 40.0%	
20 Sierra DaCosta	G 36:26	4-14	1-4	1-6	1 2	3 3	4	13	5	1	0	-12	3PT% 0-3 0.0%	
23 Dominique Claytor	G 27:12	0-2	0-0	0-0	2 2	4 4	2	2	1	2	0	-2	FT% 3-5 60.0%	
25 Ryann Evans	G 23:15	0-0	0-0	0-0	0 1	1 2	0	0	1	2	0	0	3rd FG% 0-5 33.3%	
4 Sylvia Johnson	12:59	2-4	1-1	0-1	1 3	4 1	2	5	0	2	0	-1	3PT% 0-2 0.0%	
12 Morgan Moseley	02:43	0-0	0-0	0-0	0 0	0 1	0	0	0	0	0	-7	FT% 3-3 100%	
3 Xianna Josephs	08:19	1-2	0-0	0-0	0 1	1 2	0	2	0	0	0	0	4th FG% 6-15 40.0%	
24 Alexsia Rose	10:24	1-4	0-1	0-0	0 1	1 2	0	2	1	1	0	-8	3PT% 2-3 66.7%	
Team					3 4	7 0	0	0	2				FT% 3-6 50.0%	
Totals		22-63	11-32	11-16	11 19	30	23	16	58	12	11	8	0	3 -13
Technical Fouls: NONE														
												GM FG% 22-63 34.9%		
												3PT% 3-12 25.0%		
												FT% 11-16 68.8%		

Dead Ball Rebounds: 2, 0

South Fla. - 71		Record: 7-1 (4-0)																
NO.	Name	Min	FG		3P	FT	Rebounds		Fouls		TP	AST	ST	Blocks		pts	Shooting By Period	
			MA	MA	MA		OR	DR	PF	PD				BS	BA			
20	Bethy Mununga	F 36:25	7-11	0-1	9-12	6	15	21	3	6	23	1	4	3	1	0	13	1st FG 4-10 40.0%
21	Shae Leverett	F 21:17	2-3	0-0	3-6	5	3	7	4	3	7	0	2	0	2	0	12	3PT% 1-6 16.7%
22	Kristyna Brabencova	F 22:35	1-6	1-3	0-0	2	3	2	1	3	3	2	1	0	0	2	2	FT% 7-8 87.5%
3	Gili Harvey	G 22:00	1-5	1-4	0-0	1	2	0	0	1	1	1	0	0	0	0	4	2nd FG 4-13 30.8%
4	Eliza Pinzan	G 39:11	1-3	0-1	0-0	0	1	1	2	2	8	1	1	0	0	15	3PT% 1-6 16.7%	
1	Maria Alvarez	F 17:10	2-7	2-4	2-2	4	1	2	10	0	1	0	0	0	0	5	FT% 7-10 70.0%	
5	Elena Tsineke	R 18:15	2-8	1-5	2-2	0	0	0	2	2	7	1	2	0	0	0	0	3rd FG 4-10 40.0%
31	Beatriz Jordao	L 14:34	3-4	0-0	2-2	0	3	3	1	2	8	1	0	0	0	7	7	4th FG 7-15 46.7%
12	Cristina Bermejo	G 04:00	0-1	0-1	0-0	0	2	2	2	0	0	0	0	0	0	0	0	3PT% 2-5 40.0%
0	Tereza Vitulova	O 03:36	0-0	0-0	0-0	0	0	0	0	0	0	0	0	0	0	0	-6	FT% 8-10 80.0%
2	Mhaela Latic	O 04:49	0-0	0-0	0-0	0	0	0	0	0	0	1	0	0	0	0	-2	GM FG 19-48 39.6%
Team						1	4	5			0	2						3PT% 5-22 22.7%
Totals			19-48	5-22	28-36	15	33	48	16	23	71	15	16	5	3	0	13	FT% 28-36 77.8%
Technical Fouls:NONE																		

Dead Ball Rebounds: 3, 0

	ECU	USF	Points from	ECU	USF	Period by Period Scoring					
Biggest lead	3 (1 st 6:52)	15 (4 th 5:11)	Turnovers	19	6		1 st	2 nd	3 rd	4 th	TOT
Best Scoring Run	9 (3 rd 5:44)	10 (4 th 6:28)	Paint	26	28						
Lead Changes	9	10	Second Chance	4	19	ECU	13	15	13	17	58
Times Tied	5		Fast Breaks	13	11	USF	16	16	15	24	71
Time with Lead	06:03	31:32	Bench	9	25						

JAN. 9, 2021 | VS. HOUSTON | TAMPA, FLA.



Official Basketball Box Score - Final
Houston at South Fla.
 01/09/21 Yuengling Center, Tampa
 2020-21 Women's Basketball

Game Time: 7:00 PM
Game Duration: 1:51
Attendance: 424

Officials: Cameron Inouye, Geraldine Smith, Marc Merritt

Houston - 51		Record: 5-4 (2-3)																		
NO. NAME	Min	FG		3P		FT		Rebounds		Fouls		TP		ST		Blocks		+/-	Shooting By Period	
		M/A	M/A	M/A	M/A	OR	DR	TO	PF	FO	AS	TO	ST	BS	BA					
1 Bria Patterson	F 04:11	0-0	0-0	0-0	0-0	0	0	0	0	0	0	0	0	1	1	0	0	-8	1st FG	9-17 52.9%
44 Jazmaine Lewis	F 15:40	3-7	0-0	0	0	2	3	5	2	0	6	0	2	0	1	0	-23	3PT%	1-3 33.3%	
5 Dymond Gladney	G 20:19	2-6	0-1	0-0	0	2	2	0	1	4	3	4	4	0	0	-22	FT%	2-3 66.7%		
10 Britney Onyeje	G 20:44	0-8	0-4	1-2	1	1	2	3	4	1	0	1	1	0	0	-20	2nd FG	7-14 50.0%		
23 Julia Blackshell-Fair	G 29:16	4-10	0-0	2-5	2	1	3	0	4	10	3	4	4	0	2	-12	3PT%	1-4 25.0%		
24 Myia Grump	27:34	6-10	3-7	1-2	0	0	1	2	16	1	3	2	1	0	-8	3rd FG	2-15 13.3%			
14 Laila Blair	16:06	3-7	0-1	0-0	0	0	1	6	2	0	1	0	1	0	-3	0	-8	3PT%	1-4 25.0%	
30 Taylene Hill	12:34	2-4	0-0	1-2	1	1	4	2	5	0	1	1	0	0	-1	0	-1	FT%	0-2 0%	
0 Eryka Sidney	13:27	1-3	0-1	0-0	2	2	2	1	0	2	1	3	0	0	-16	4th FG	3-15 20.0%			
34 Kamryn Jones	06:44	0-0	0-0	0	0	1	1	1	0	0	0	0	0	1	-11	3PT%	0-6 0%			
21 Daphane White	11:46	0	0	0	0	1	2	4	3	2	1	0	1	0	-10	FT%	2-4 50%			
34 Ca'Leah Burrill	09:27	0-4	0-3	0-0	0	0	0	2	0	0	0	0	0	0	-15	GM FG%	21-61 34.4%			
4 Tae'lor Purvis	02:12	0-2	0-0	0-0	0	0	0	1	0	0	0	0	0	0	-1	0	-1	3PT%	3-7 17.6%	
Team						2	3	5		0	0	7	19	14	3	4	-29	FT%	6-13 46.2%	
Totals		21-61	3-17	6-13	12	18	30	16	51	7	19	14	3	4	3	-29			Dead Ball Rebounds: 5.0	
Technical Fouls: NONE																				

Dead Ball Rebounds: 5, 0

South Fla. - 80			Record: 9-1 (6-0)															
NO.	Name	Min	FG M-A	3P M-A	FT M-A	Rebounds OR TT	Fouls PF FT	TS	AP	ST	ST	Blocks BS BA	Pts	Shooting By Period				
20	Bethy Mununga	F 33:30	5-6	0-0	2-2	3	11	4	2	2	12	1	4	3	1	20	1st FG: 8-13 61.5%	
21	Shan Leverett	F 26:23	2-2	0-0	0-2	6	3	9	4	1	4	0	4	2	0	16	3PT: 3-7 42.9%	
3	Sydni Harvey	G 25:29	4-9	2-4	2-3	2	1	3	1	4	12	1	0	2	15	FT: 1-1 100%		
4	Elisa Pinzan	G 37:48	4-11	1-5	2-2	0	5	5	1	1	11	14	3	0	0	25	2nd FG: 8-16 50.0%	
5	Elena Tsineke	G 19:27	4-11	0-3	4-4	0	0	0	3	3	12	4	5	2	0	19	3PT: 4-8 50.0%	
1	Maria Alvarez	21:15	7-9	6-8	3-3	0	1	1	0	1	23	0	1	1	0	18	FT: 4-4 100%	
22	Kristina Brabencova	11:29	0-3	0-1	0-0	0	0	0	2	1	0	0	1	0	0	8	3rd FG: 8-16 50.0%	
2	Beatriz Jordao	11:25	2-5	0-0	0-0	1	3	4	2	1	4	2	0	2	0	19	2PT: 2-2 100.0%	
12	Cristina Bermejo	06:38	0-2	0-0	0-0	0	1	1	0	0	0	1	0	0	0	-3	FT: 1-4 25%	
0	Tereza Vitulova	02:12	0-2	0-1	0-0	0	1	1	0	0	0	0	0	0	0	4	4th FG: 5-16 31.3%	
2	Mihaela Lazic	02:12	0-0	0-0	0-0	0	0	0	0	0	0	0	0	0	0	4	3PT: 0-5 0.0%	
13	Sara Guerreiro	02:12	1-1	0-0	0-2	1	1	2	0	1	2	0	0	0	0	1	FT: 7-9 77.8%	
Team						4	3	7			0	0					GM FG: 29-61 47.5%	
Totals			29-61	9-22	13-18	17	30	47	15	16	80	22	21	13	4	3	29	3PT: 9-22 40.9%
													Technical Fouls: NONE					
													Dead Ball Rebounds: 2-0					

Dead Ball Rebounds: 2, 0

	HOU	USF	Points from		Period by Period Scoring				
Biggest lead	7 (2nd 6:31)	29 (4th 0:47)	Turnovers	20 20	1st 2nd 3rd 4th TOT				
Best Scoring Run	9 (1st 0:50)	10 (2nd 0:13)	Paint	32 36	HOU 21 17 5 8 51				
Lead Changes		6	Second Chance	8 21	USF 20 24 19 17 80				
Times Tied		4	Fast Breaks	16 17					
Time with Lead	06:12	31:14	Bench	30 29					

JAN. 6, 2021 | WICHITA STATE | TAMPA, FLA.



Official Basketball Box Score - Final
Wichita St. at South Fla.
 01/06/21 Yuengling Center, Tampa
 2020-21 Women's Basketball

Game Time: 7:00 PM
Game Duration: 1:46
Attendance: 620

Officials: Dee Kantner, Luis Gonzalez, Ron Ledington

Wichita St - 48		Record: 35 (3-3)																	
NO.	Name	Min	FG		3P		FT	Rebounds			Fouls		TP	AS	TO	ST	Blocks		4+
			M-A	M-A	M-A	M-A		OR	DR	TOT	PF	FD					BS	BA	
00	Asia Strong	F 37:24	7-15	3-5	0-0	4	3	7	1	1	17	0	3	0	1	3	-21		
24	Trajata Colbert	F 23:26	1-2	0-0	4-8	4	3	7	4	5	6	0	3	0	1	0	-3		
12	Carla Bremada	G 38:22	1-8	0-3	2-2	0	1	1	2	4	6	0	0	1	0	0	-17		
23	Shamaryah Duncan	G 30:10	1-7	1-5	0-0	0	1	1	3	1	2	0	0	0	0	0	-15		
29	Seraphine Bastin	G 37:42	1-9	0-1	6-7	1	5	6	3	6	8	6	1	2	0	1	-16		
13	Ene Adams	19:10	3-7	0-1	4-6	2	2	4	3	10	0	1	0	0	0	0	-15		
10	Mariah McKinney	13:46	0-0	0-0	0-0	0	2	2	0	0	0	0	1	2	0	0	-6		
Team									3	0	2			2					
Totals			14:48	4:15	16:23	14	17	31	15	18	48	7	13	5	2	4	-18		

Shooting By Period

1 st	FG%	0-14	0.0%
	3PT%	0-3	0.0%
	FT%	3-4	75%
2 nd	FG%	5-10	50.0%
	3PT%	3-5	60.0%
	FT%	2-2	100%
3 rd	FG%	6-14	42.9%
	3PT%	1-2	50%
	FT%	5-5	60%
4 th	FG%	3-10	30.0%
	3PT%	0-0	0.0%
	FT%	8-12	66.7%
GM FG%	14-48	29.2%	
	3PT%	4-15	26.7%
	FT%	16-23	69.6%

Technical Fouls: NONE

Dead Ball Rebounds: 3, 1

South Fla. - 66		Record: 8-1 (5-0)														
NO. Name	Min	FG		FT	Rebounds		Fouls		TP	AS	ST	Blocks	+/-			
		M	A		M	A	DR	TOT							P	TS
20 Bethy Mununga	F 28:26	2-4	0-0	1-2	3	5	8	4	2	5	0	3	4	2	0	18
23 Shane Leverett	F 22:50	1-2	0-0	0	2	3	5	3	1	2	2	1	0	0	0	15
21 Carlos Alvarez	F 19:47	3-8	0-0	0	1	1	1	0	0	2	2	1	1	0	0	15
31 Sydney Harvey	G 14:30	0-2	0-1	1-2	0	0	0	2	2	1	1	0	0	0	0	7
44 Elisa Pinzan	G 28:11	1-4	1-2	0	0	5	5	0	0	3	9	2	0	0	1	24
22 Kristina Brabencova	21:38	3-8	2-5	2-2	1	3	4	3	3	10	2	0	0	1	0	13
5 Elena Tsineke	26:05	11-16	5-8	4-5	1	1	2	1	6	31	1	1	0	0	0	24
31 Beatriz Jordao	08:26	0-3	0-0	0	2	2	2	1	0	0	0	1	0	1	0	7
12 Cristina Bermejo	09:51	0-1	0-0	0-0	0	1	1	0	0	0	0	0	0	0	0	-2
2 Mihaela Lazic	11:27	1-2	0-1	0-0	0	0	0	0	1	2	3	0	0	0	0	-6
0 Tereza Vitulova	07:01	1-3	1-2	0-0	1	0	1	1	0	3	0	0	1	0	1	-6
13 Sara Guerreiro	02:36	0-0	0-0	0-0	1	0	1	0	0	0	0	1	0	0	0	-3
11 Jade Blagrove	01:43	0-0	0-0	0-0	0	0	0	0	1	0	0	1	0	0	0	2
24 Angeles Rodriguez	01:43	0-0	0-0	0-0	0	0	0	1	0	0	0	0	0	0	0	2

Shooting By Period		
1 st	FG%	3-10 30.0%
	FT%	6-7 85.7%
2 nd	FG%	6-12 50.0%
	FT%	3-4 50.0%
	FT%	0-0 0%
3 rd	FG%	7-16 43.8%
	FT%	5-9 55.6%
	FT%	1-2 50%
4 th	FG%	7-16 43.8%
	FT%	4-8 50.0%
	FT%	1-2 50%
GM FG%	23-53	43.4%
	FT%	12-26 46.2%
	FT%	8-11 72.7%

Dead Ball Rebounds: 2, 0

[illegible]

JAN. 13, 2021 | AT TULANE | NEW ORLEANS, LA.



Official Basketball Box Score - Final
South Fla. at Tulane
 01/13/21 Avron B. Fogelman Arena in Devin Fieldhouse, New Orleans
 2020-21 Women's Basketball

Game Time: 6:00 PM
Game Duration: 1:41
Attendance: 100

Officials: Ed Sidlasky, Rod Creech, Katie Lukanich

South Fla. - 72			Record: 10-1 (7-0)																		
NO.	Name	Min	FG		3P		FT		Rebounds		Fouls		TP	AS	TO	ST	Blocks		+/-		
			M-A	M-A	M-A	M-A	OR	DR	TO	PF	FO	B					BA				
20	Bethy Mununga	F 32:34	3-6	0-1	3-4	2	7	3	5	9	1	1	1	3	2	0	0	4	1st FG%	5-20	25.0%
21	Shae Leverett	F 31:05	1-2	0-0	0-0	3	4	7	1	2	1	1	1	1	0	1	0	17	3PT%	2-12	16.7%
23	Snyd Harvey	G 27:33	4-12	2-5	0-0	2	0	2	1	2	0	0	0	1	0	3	13	FT%	2-2	100%	
4	Elisa Pinzan	G 38:23	7-17	3-10	5-5	1	2	3	0	5	22	7	3	6	0	1	19	2nd FG%	7-16	43.8%	
5	Elena Tsineke	R 18:22	5-12	0-3	2-2	1	2	3	1	1	12	3	1	0	0	0	1	FT%	0-0	0%	
1	Maria Alvarez	R 22:54	4-12	4-12	0-0	1	3	4	2	0	12	2	3	3	0	0	15	3rd FG%	9-13	69.2%	
22	Kristyna Brabencova	11:11	1-2	1-2	0-0	1	4	5	3	0	3	0	0	0	0	0	9	3PT%	5-6	83.3%	
12	Christina Bermejo	07:26	0-0	0-0	0-0	0	1	1	0	0	0	1	0	0	0	0	5	FT%	4-5	80%	
1	Beatriz Jordao	06:12	1-2	0-0	0-0	1	2	3	2	0	2	0	0	0	1	0	4	4th FG%	5-17	29.4%	
2	Mihalea Lazic	02:43	0-1	0-1	0-0	0	0	0	0	0	0	0	0	0	0	0	-2	3PT%	1-9	11.1%	
0	Tereza Vitulova	01:37	0-0	0-0	0-0	0	0	0	0	0	0	0	0	0	0	0	0	FT%	4-4	100%	
Total			26-66		10-34	10-11	14	29	43	14	14	72	11	11	14	4	4	19	GM FG%	26-66	39.4%
																		3PT%	10-34	29.4%	
																		FT%	10-11	90.9%	
Technical Fouls: NONE																					
Dead Ball Rebounds: 1-0																					

Dead Ball Rebounds: 1.0

Game - 33		Record - 74 - 65													Shooting By Period						
NO.	Name	Min	FG M-A	3P M-A	FT M-A	Rebounds		Fouls		TP	AS	TO	ST	Blocks		+/-	1st FG%	2nd FG%	3rd FG%	4th FG%	GM FG%
						OR	DR	FF	FO					BS	BA						
23	Krystal Freeman	F 35:59	4-15	2-6	0-0	1	7	8	1	1	10	1	1	1	0	0	-17	3PT%	0-3	0.0%	
42	Mia Heide	F 28:39	3-5	0-0	0	2	4	6	3	1	6	2	1	1	3	0	2	FT%	0-0	0%	
00	Arsula Clark	G 32:59	7-12	1-2	5-6	0	5	5	2	4	21	5	1	0	0	0	-14	2nd FG%	3-11	27.3%	
14	Dynah Jones	G 18:40	1-3	0-0	0	0	0	0	0	4	2	2	1	0	0	0	-16	3PT%	0-2	0.0%	
25	Jerkala Jordan	G 27:50	5-12	0-1	1-2	3	4	1	1	13	1	1	0	0	0	0	-10	FT%	1-2	50%	
1	Kaila Anderson	G 12:53	0-3	0-3	0-0	0	0	0	0	3	0	0	1	1	0	0					
1	Kalia Gates	15:49	2-3	0-0	0-2	0	1	1	2	4	0	0	1	1	0	0	-18	3rd FG%	5-14	35.7%	
21	Inna Parau	08:44	0-0	0-0	0-0	0	1	1	0	0	0	0	0	0	0	0	-9	3PT%	1-1	100.0%	
12	Sierra Chatham	10:12	0-0	0-0	0	0	0	0	2	0	0	2	0	0	0	0	-9	FT%	0-4	0%	
15	Anijah Grant	06:38	0-0	0-0	0-0	0	0	0	1	0	0	0	0	0	0	0	-14	4th FG%	7-15	46.7%	
24	Chiara Grattini	01:37	0-1	0-1	0-0	0	0	0	0	0	0	0	0	0	0	0		3PT%	2-7	28.6%	
																		FT%	5-5	100%	
Totals		22:54	3-13	6-11	6	25	31	14	14	53	10	16	6	4	4	-19	GM FG%	22-54	40.7%		
																		3PT%	3-13	23.1%	
																		FT%	6-11	54.5%	
Technical Fouls: NONE																					
Dead Ball Rebounds: 2, 1																					

Dead Ball Rebounds: 2, 1

	USF	TLN	Points from Turnovers	USF	TLN	Period by Period Scoring					
Biggest lead	25 (3 rd 0:01)	8 (1 st 4:45)	21	9		1st	2nd	3rd	4th	TOT	
Best Scoring Run	10 (1 st 3:32)	8 (1 st 4:45)	30	26	USF	14	16	27	15	72	
Lead Changes	1		Second Chance	17	9						
Times Tied	3		Fast Breaks	12	2						
Time with Lead	29:53	06:37	Bench	17	4	TLN	14	7	11	21	53

JAN. 17, 2021 | MEMPHIS | TAMPA, FLA.

NO CONTEST
RESCHEDULED FOR JAN. 9
(SEE PAGE 8)

JAN. 20, 2021 | AT WICHITA STATE | WICHITA, KS.

POSTPONED

JAN. 23, 2021 | AT EAST CAROLINA | GREENVILLE, N.C.

POSTPONED

JAN. 27, 2021 | TEMPLE | TAMPA, FLA.

POSTPONED

JAN. 30, 2021 | CINCINNATI | TAMPA, FLA.

POSTPONED
RESCHEDULED FOR FEB. 17

FEB. 3, 2021 | AT SMU | DALLAS, TEXAS

CANCELED
SMU CANCELED THE REMAINDER
OF ITS 2020-21 SEASON

FEB. 7, 2021 | AT UCF | ORLANDO, FLA.

POSTPONED
RESCHEDULED FOR MARCH 4



Official Basketball Box Score - Final
Tulsa at South Fla.
 02/13/21 Yuengling Center, Tampa
 2020-21 Women's Basketball

Game Time: 4:00 PM
 Game Duration: 1:40
 Attendance: 361

Officials: Luis Gonzalez, Ron Ledington, Kara Negron

Tulsa - 46

Record: 5-9

NO.	Name	Min	FG		3P		FT		Rebounds		Fouls		TP	AS	TO	ST	Blocks		+/-	Shooting By Period																	
			M.A.	M.A.	M.A.	M.A.	OR	DR	TOT	PF	FD	BS					BA	1 st FG		5-17	28-41																
13	Jessika Evans	F 35:21	3-10	1-5	0-0	3	8	11	2	0	7	0	0	0	1	0	-23				1 st FG	5-17	28-41														
32	Desiree Lewis	F 17:19	0-1	0-0	1-2	1	4	5	2	1	1	0	2	0	0	0	-10				3PT	1-4	25.0%														
10	Maya Mayberry	G 25:58	4-13	0-3	0-0	3	5	8	1	2	8	1	2	0	0	0	-21				FT	1-1	100%														
11	Maddie Bittle	G 17:18	0-2	0-1	0-0	0	2	2	0	0	0	0	3	1	0	0	-4				2 nd FG	4-16	25.0%														
21	Rebecca Lescay	G 21:26	3-10	0-0	0-0	1	2	3	2	1	6	1	3	3	1	1	-15				3PT	0-5	0.0%														
12	Wyvette Mayberry	31:40	6-16	0-3	6-8	2	1	3	2	7	18	0	3	1	0	2	-18				FT	0	0%														
24	Madi Washington	16:52	0-3	0-2	2-2	0	1	1	0	1	2	1	0	0	0	0	-4				3PT	0-2	0.0%														
0	Olivia Clayton	17:25	1-5	0-0	0-2	0	2	2	4	1	2	1	1	0	0	0	-2				FT	6-10	60%														
23	Kayla Mourey	09:55	1-2	0-1	0-0	1	0	1	1	0	2	2	0	2	0	0	-7				4 th FG	6-16	37.5%														
4	Sommer Blakemore	05:16	0-0	0-0	0-0	0	1	1	0	0	0	0	0	0	0	0	-3				3PT	0-4	0.0%														
15	KK Rodriguez	01:30	0-0	0-0	0-0	0	0	0	1	0	0	0	0	0	0	0	2				FT	2-3	66.7%														
Team								2		2		4		0		1					GM FG			18-62			28-41										
Totals			18-62			1-15		9-14		13		28		41		15		13					6			15			7			2			-21		
																					Technical Fouls: NONE																

Technical Fouls: NONE

Dead Ball Rebounds: 3, 1

South Fla. - 67

Record: 11-1

NO.		Name	Min	FG	3P	FT	Rebounds	Fouls	TP	AS	TO	ST	Blocks	Shooting By Period				
				M.A.	M.A.	OR	DR	TOT	PF	FD			BS	BA	+/-			
20		Bethy Mununga	F 30:20	7-11	1-2	4-5	4	11	15	4	4	19	0	4	0	1	0	27
21		Shae Leverett	F 21:11	2-3	0-0	0-2	2	4	6	4	1	4	1	0	1	0	0	14
2		Mihaila Lazic	G 33:55	4-11	1-4	1-2	0	2	2	1	1	10	2	4	0	0	1	21
3		Sydni Harvey	G 37:24	5-13	4-10	0-0	0	5	5	0	4	14	7	2	0	0	1	18
4		Elisa Pinzan	G 33:54	5-13	3-6	0-0	0	4	4	3	0	13	7	2	6	1	0	22
13		Sara Guerreiro	14:47	0-3	0-1	0-0	0	1	1	0	2	0	1	1	1	0	0	2
31		Beatriz Jordao	13:13	1-1	0-0	0-0	0	2	2	0	0	2	1	0	1	1	0	5
0		Tereza Vitulova	08:02	0-3	0-2	2-2	0	0	0	1	1	2	0	0	0	0	0	-4
24		Angelee Rodriguez	05:11	1-1	0-0	1-1	0	2	2	0	2	3	0	0	0	0	0	2
11		Jade Blagrove	02:03	0-0	0-0	0-0	0	1	1	0	0	0	0	1	0	0	0	-2
Team							2	1	3			0	0					
Totals				25-59	9-25	8-12	8	33	41	13	15	67	19	14	9	3	2	21
Technical Fouls:NONE																		
GMF FG% 3PT% FT% 1-1 100% 25-59 42.4% 9-25 36.0% 8-12 66.7%																		

Technical Fouls: NONE

Dead Ball Rebounds: 1, 0

	TUL	USF
Biggest lead	2 (1 st 9:56)	23 (4 th 4:33)
Best Scoring Run	6 (3 rd 0:45)	11 (3 rd 5:17)
Lead Changes	3	
Times Tied	0	
Time with Lead	02:36	37:20

	TUL	USF
Points from Turnovers	14	14
Paint	22	26
Second Chance	9	12
Fast Breaks	7	12
Bench	24	7

	1st	2nd	3rd	4th	TOT
TUL	12	8	12	14	46
USF	17	16	16	18	67

FEB. 17, 2021 | AT SMU | DALLAS, TEXAS

CANCELED

SMU CANCELED THE REMAINDER OF ITS 2020-21 SEASON

FEB. 17, 2021 | VS. CINCINNATI | TAMPA, FLA.



Official Basketball Box Score - Final
Cincinnati at South Fla.
02/17/21 Yueling Center, Tampa
2020-21 Women's Basketball

Game Time: 7:00 PM
Game Duration: 2:58
Attendance: 377

Officials: Ron Ledington, John Capolino, Tasha Smith

Cincinnati - 65

Record: 4-14 (3-11)

NO. Name	Min	FG	3P	FT	Rebounds	Fouls	TP	AS	TO	ST	Blocks	++
		M-A	M-A	M-A	OR DR TOT	PF FD					BS BA	
15 Arame Niang	F 21:14	1-3	1-1	0-0	0 4 4	5 0 3	-1	2	1	0	0 3	
23 Ilmar'i Thomas	F 45:00	8-17	2-4	5-6	0 6 6	3 5 23	7	2	0	1	2 -4	
1 Caitlyn Wilson	G 35:06	5-14	2-11	6-6	0 3 3	2 4 18	0	2	1	0 1 1		
3 Jada Scott	G 37:49	2-3	0-0	0-0	1 2 3	4 0 4	-3	0	0	0 0 0		
20 Jillian Hayes	G 29:13	4-6	0-0	3-5	0 5 5	5 5 11	2	7	1	1 0 4		
10 Jodynn Scott	25:31	0-1	0-0	0-0	2 2 4	3 0 0	1	2	0	0 0 -10		
21 Milan Schimmel	26:25	3-8	0-0	0-0	0 0 0	0 0 6	0	1	0	0 0 -3		
4 Riane Burton	01:26	0-0	0-0	0-0	0 0 0	0 0 0	0	0	0	0 0 -3		
33 Sofia Grizali	03:16	0-0	0-0	0-0	1 0 1	0 0 0	-1	0	0	0 0 2		
Team					4 2 6	0 0	0	0				
Totals		23-52	5-16	14-17	6 26 32	26 14 65	15	16	3	2 6 -4		

Technical Fouls: NONE

Shooting By Period	1st	2nd	3rd	4th	TOT
FG%	5-14 35.7%	3-11 27.3%	4-13 30.8%	6-12 50.0%	18-40 44.9%
3PT%	2-4 50.0%	1-3 33.3%	2-5 40.0%	1-3 33.3%	6-15 40.0%
FT%	2-2 100%	5-6 83.3%	5-6 83.3%	14-17 82.4%	22-21 100%
GM FG%	23-52 44.2%	5-16 31.3%	14-17 82.4%		

Dead Ball Rebounds: 1, 0

South Fla. - 69

Record: 12-1 (9-9)

NO. Name	Min	FG	3P	FT	Rebounds	Fouls	TP	AS	TO	ST	Blocks	++
		M-A	M-A	M-A	OR DR TOT	PF FD					BS BA	
20 Bethy Mununga	F 45:00	6-15	0-2	7-10	7 7 14	3 10 19	1	1	1	0 2 1 4		
21 Shae Leverett	F 43:07	1-3	0-0	5-8	3 5 8	4 6 7	1	1	4	2 0 6		
2 Mihaela Lazic	G 11:03	2-5	0-2	0-0	1 1 2	1 0 4	1	0	1	0 0 -7		
3 Sydney Harvey	G 41:15	6-13	3-7	8-11	2 2 4	3 7 23	1	2	1	1 1 6		
4 Elisa Pinzan	G 45:00	5-15	1-8	0-0	1 3 4	2 2 11	9	4	2	0 0 1		
13 Sara Guerreiro	02:15	0-2	0-1	0-0	0 0 0	0 0 0	0	0	0	0 0 0		
22 Kristyna Brabencova	16:29	1-4	0-2	0-0	1 5 6	1 1 2	0	0	1	0 1 13		
1 Maria Alvarez	13:55	1-6	1-6	0-0	1 0 1	0 0 3	3	2	0	0 0 -1		
12 Cristina Bermejo	05:03	0-0	0-0	0-0	0 0 0	0 0 0	0	0	0	0 0 -4		
31 Beatriz Jordao	01:53	0-0	0-0	0-0	0 0 0	0 0 0	0	0	0	0 0 -2		
Team					2 2 4	0 0	0	0				
Totals		22-63	5-28	20-29	18 25 43	14 26 69	16	10	8	6 2 4		

Technical Fouls: NONE

Shooting By Period	1st	2nd	3rd	4th	TOT
FG%	5-16 31.3%	3-11 27.3%	4-13 30.8%	6-12 50.0%	18-40 44.9%
3PT%	1-8 12.5%	5-7 71.4%	4-14 28.6%	0-0 0%	10-29 34.5%
FT%	7-11 63.6%	5-6 83.3%	5-6 83.3%	14-17 82.4%	22-21 100%
GM FG%	22-63 34.9%	5-28 17.9%	14-17 82.4%		

Dead Ball Rebounds: 6, 0

	CIN	USF
Biggest lead	5 (4th 4:38)	6 (1st 1:27)
Best Scoring Run	7 (2nd 6:24)	5 (1st 3:40)
Lead Changes	18	
Times Tied	10	
Time with Lead	21:11	18:26

Points from Turnovers	CIN	USF
Paint	22	30
Second Chance	5	15
Fast Breaks	2	16
Bench	6	5

Period by Period Scoring	1st	2nd	3rd	4th	TOT
CIN	12	11	15	18	56
USF	16	8	11	21	56

FEB. 20, 2021 | TULANE | TAMPA, FLA.



Official Basketball Box Score - Final
Tulane at South Fla.
02/20/21 Yueling Center, Tampa
2020-21 Women's Basketball

Game Time: 7:00 PM
Game Duration: 1:53
Attendance: 479

Officials: Denise Brooks, Marc Merritt, Alexis Perez

Tulane - 69

Record: 14-7 (10-6)

NO. Name	Min	FG	3P	FT	Rebounds	Fouls	TP	AS	TO	ST	Blocks	++
		M-A	M-A	M-A	OR DR TOT	PF FD					BS BA	
23 Krystall Freeman	F 19:46	1-5	0-2	0-2	0 3 3	1 1 2	1	2	0	0 0 1		
42 Mia Heide	F 24:51	1-1	0-0	2-2	2 4 6	4 2 4	1	1	0	1 0 -4		
00 Arsula Clark	G 38:56	4-11	0-2	12-12	2 4 6	4 8 20	4	1	0	0 0 -7		
14 Dynah Jones	G 26:19	3-7	2-5	4-4	2 0 2	4 3 12	2	1	2	0 0 -8		
25 Jerkalla Jordan	G 37:51	11-21	1-5	6-7	1 2 3	4 5 29	2	6	2	1 1 -5		
15 Anijah Grant	15:09	0-1	0-0	0-0	1 5 6	3 0 0	0	1	0	0 0 -5		
11 Salma Bates	18:20	0-4	0-3	2-2	0 0 0	0 0 0	1	2	1	0 0 -12		
1 Kaila Anderson	06:08	0-1	0-1	0-0	0 0 0	0 0 0	0	0	0	0 0 -4		
21 Inna Parau	09:09	0-0	0-0	0-0	1 1 2	0 0 0	0	1	0	0 0 0		
12 Sierra Cheatham	03:31	0-0	0-0	0-0	0 0 0	0 0 0	0	0	0	0 0 -1		
Team					2 4 6	0 0	0	0				
Totals		20-51	3-18	26-29	11 23 34	20 20 69	11	14	4	2 2 -9		

Technical Fouls: NONE

Dead Ball Rebounds: 1, 0

South Fla. - 78

Record: 13-1 (10-0)

Shooting By Period												
NO. Name	Min	FG	3P	FT	Rebounds	Fouls	TP	AS	TO	ST	Blocks	+/-
		M-A	M-A	M-A	OR DR TOT	PF FD					BS BA	
20 Bethy Mununga	F 32:22	3-10	1-3	10-14	8 9 17	5 8 17	3	0	5	0	1	16
21 Shae Leverett	F 37:38	5-6	0-0	0 5 4	9 3 12	10 1 0	0	1	0	0	1	12
22 Kristyna Brabencova	F 30:29	3-12	2-6	0-0	2 3 5	3 0 8	3	0	2	1	0	11
3 Sydney Harvey	G 28:17	4-8	3-5	5-6	1 1 2	3 4 16	2	1	0	0	0	18
4 Elisa Pinzan	G 29:54	4-13	1-5	0-0	0 1 1	3 2 9	4	3	2	0	1	-8
1 Maria Alvarez	12:02	1-6	1-6	0-0	0 0 0	0 0 3	0	1	1	0	0	-6
5 Elena Tsineke	19:18	6-12	1-4	0-0	1 0 1	1 1 13	2	1	1	0	0	12
31 Beatriz Jordao	02:22	0-0	0-0	0-2	0 1 1	1 2 0	0	0	0	0	0	-3
0 Tereza Vitulova	01:44	0-1	0-1	0-0	0 0 0	1 0 0	0	0	0	0	0	-2
12 Cristina Bermejo	05:54	0-0	0-0	2-2	1 0 1	0 1 2	0	0	1	0	0	-5
Team					3 3 6	0 0	0	0				
Totals		26-68	9-30	17-24	21 22 43	20 20 78	15	6	12	2 2 9		
</												

Technical Fouls: NONE

Dead Ball Rebounds: 5, 0

	TUL	USF
Biggest lead	8 (1st 5:27)	11 (4th 0:23)
Best Scoring Run	6 (4th 9:40)	13 (2nd 6:53)
Lead Changes	4	
Times Tied	2	
Time with Lead	09:54	26:34

Points from Turnovers	TUL	USF
Paint	26	28
Second Chance	14	32
Fast Breaks	15	15
Bench	2	18



Official Basketball Box Score - Final
South Fla. at Temple
02/24/21 The Lacourse Center, Philadelphia
2020-21 Women's Basketball

Game Time: 3:30 PM
Game Duration: 1:53

Officials: Denise Brooks, Rod Creech, Ed Sidisky

South Fla. - 56

Record: 14-1 (11-0)

NO. Name	Min	FG	3P	FT	Rebounds	Fouls	TP	AS	TO	ST	Blocks	++
		M-A	M-A	M-A	OR DR TOT	PF FD					BS BA	
20 Bethy Mununga	F 29:07	4-13	0-1	2-2	6 14 20	4 1 10	1	0	0	1 1 14		
21 Shae Leverett	F 34:51	3-4	0-0	3-5	4 5 9	4 6 7	9	1	0	1 0 10		
3 Sydney Harvey	G 30:16	2-11	0-4	5-5	1 1 2	1 6 9	1	2	0	0 1 13		
4 Elisa Pinzan	G 40:00	1-7	1-5	6-6	0 3 3	0 3 9	6	3	0	0 0 9		
5 Elena Tsineke	G 22:48	3-14	1-4	2-3	0 2 2	1 2 9	1	3	0	0 0 -4		
1 Maria Alvarez	06:35	1-5	0-3	0-0	0 1 1	2 0 2	0	0	0	0 0 -1		
22 Kristyna Brabencova	16:06	2-3	0-1	0-0	0 0 0	1 0 4	0	1	0	0 0 12		
31 Beatriz Jordao	05:26	0-0	0-0	0-0	1 0 1	0 0 0	0	0	0	0 0 -7		
12 Cristina Bermejo	06:52	0-0	0-0	0-0	2 2 0	0 0 0	1	1	0	0 0 1		
2 Mihaela Lazic	04:15	1-2	1-1	1-2	0 1 1	0 1 4	0	1	0	0 0 -2		
0 Tereza Vitulova	03:44	0-1	0-1	0-0	0 1 1	0 0 0	0	0	0	0 0 0		
Team					5 2 7	0 0	0	0				
Totals		17-60	3-20	19-23	17 32 49	15 20 56	11	11	1	2 2 9		

Technical Fouls: Bench 3rd 1:27

Dead Ball Rebounds: 0, 0

Temple - 47

Record: 9-9 (9-6)

NO. Name	Min	FG	3P	FT	Rebounds	Fouls	TP	AS	TO	ST	Blocks	++
		M-A	M-A	M-A	OR DR TOT	PF FD					BS BA	
20 Alexa Williamson	F 22:24	2-8	0-0	0-0	0 4 4	4 1 4	1	2	0	2 0 -9		
25 Mia Davis	F 40:00	8-21	2-4	5-10	3 6 9	2 5 23	0	4	2	0 1 -9		
1 Jasha Clinton	G 39:30	7-21	4-11	2-2	0 3 3	4 2 20	3	5	1	0 1 -9		
2 Asonah Alexander	G 25:13	0-3	0-2	0-0	0 3 3	4 3 0	1	1	2	0 0 -2		
12 Emami Mayo	G 40:00	0-1	0-0	0-0	3 6 9	2 1 0	3	1	1	0 0 -9		
5 Jada Graves	08:53	0-1	0-0	0-0	0 2 2	3 1 0	0	0	0	0 0 -2		
3 Rayniah Walker	17:12	0-2	0-0	0-0	2 2 1	1 0 0	0	0	0	0 0 0		
11 Kash Ayuso	06:48	0-0	0-0	0-0	1 1 2	0 0 0	0	0	0	0 0 -5		
Team					2 2 4	0 0	0	0				
Totals		17-57	6-17	7-12	9 29 38	20 14 47	11	13	6	2 2 -9		

Technical Fouls:



2020-21 South Fla. Women's Basketball Combined Team Statistics All games

Page 1/1
as of Feb 25, 2021

Game Records

Record	Overall	Home	Away	Neutral
ALL GAMES	14-1	9-1	5-0	0-0
CONFERENCE	11-0	6-0	5-0	0-0
NON-CONFERENCE	3-1	3-1	0-0	0-0

Score by Periods

Team	1st	2nd	3rd	4th	OT	TOT
South Fla.	247	237	268	286	20	1058
Opponents	211	170	220	197	12	810

Team Box Score

No.	Player				Total		3-Point		F-Throw		Rebounds													
		GP-GS	MIN	AVG	FG-FGA	FG%	3FG-FGA	3FG%	FT-FTA	FT%	OFF	DEF	TOT	AVG	PF	DQ	A	TO	BLK	STL	PTS	AVG		
5	TSINEKE, Elena	13-9	267:25	20.6	56-146	.384	18-65	.277	24-27	.889	10	15	25	1.9	23	1	26	23	2	4	154	11.8		
20	MUNUNGA, Bethy	15-15	472:48	31.5	59-120	.492	5-16	.313	54-77	.701	63	130	193	12.9	50	2	19	29	16	22	177	11.8		
3	HARVEY, Sydni	15-15	396:47	26.5	50-145	.345	28-82	.341	49-65	.754	18	19	37	2.5	21	0	28	21	2	12	177	11.8		
4	PINZAN, Elisa	15-15	526:40	35.1	50-148	.338	21-74	.284	25-33	.758	6	47	53	3.5	16	0	105	29	1	28	146	9.7		
1	ALVAREZ, Maria	13-1	220:50	17.0	33-87	.379	29-74	.392	15-19	.789	6	21	27	2.1	19	1	14	18	0	8	110	8.5		
21	LEVERETT, Shae	15-14	418:59	27.9	32-52	.615	0-0	.000	22-49	.449	58	46	104	6.9	51	1	9	13	16	15	86	5.7		
22	BRABENCOVA, Kristyna	14-2	242:50	17.3	28-98	.286	13-43	.302	10-11	.909	13	34	47	3.4	26	1	14	14	7	5	79	5.6		
31	JORDAO, Beatriz	14-1	157:51	11.3	24-44	.545	0-0	.000	3-6	.500	11	43	54	3.9	14	0	10	7	13	4	51	3.6		
2	LAZIC, Mihaela	14-2	110:21	7.9	12-31	.387	2-13	.154	3-6	.500	2	8	10	0.7	5	0	18	12	0	2	29	2.1		
12	BERMEJO, Cristina	14-1	119:31	8.5	5-20	.250	0-5	.000	8-8	1.000	7	20	27	1.9	10	0	6	7	2	2	18	1.3		
11	BLAGROVE, Jade	4-0	08:53	2.2	1-1	1.000	0-0	.000	3-4	.750	2	1	3	0.8	1	0	1	3	0	1	5	1.3		
24	RODRIGUEZ, Angelee	4-0	13:27	3.4	2-5	.400	0-0	.000	1-1	1.000	0	5	5	1.3	1	0	0	0	0	0	5	1.3		
13	GUERREIRO, Sara	8-0	46:44	5.8	5-17	.294	0-5	.000	0-2	.000	5	3	8	1.0	0	0	2	4	0	1	10	1.3		
0	VITULOVA, Tereza	9-0	46:55	5.2	3-17	.176	1-10	.100	4-4	1.000	1	6	7	0.8	7	0	0	0	0	1	11	1.2		
Team											46	40	86					7						
Total		15	3050		360-931	.387	117-387	.302	221-312	.708	248	438	686	45.7	244	6	252	187	59	105	1058	70.5		
Opponents		15	3050		291-856	.340	46-219	.210	182-278	.655	171	358	529	35.3	287	8	138	220	38	96	810	54.0		

Team Statistics

	USF	OPP
Scoring	1058	810
Points per game	70.5	54.0
Scoring margin	+16.5	-
Field goals-att	360-931	291-856
Field goal pct	.387	.340
3 point fg-att	117-387	46-219
3-point FG pct	.302	.210
3-pt FG made per game	7.8	3.1
Free throws-att	221-312	182-278
Free throw pct	.708	.655
F-Throws made per game	14.7	12.1
Rebounds	686	529
Rebounds per game	45.7	35.3
Rebounding margin	+10.5	-
Assists	252	138
Assists per game	16.8	9.2
Turnovers	187	220
Turnovers per game	12.5	14.7
Turnover margin	+2.2	-
Assist/turnover ratio	1.3	0.6
Steals	105	96
Steals per game	7.0	6.4
Blocks	59	38
Blocks per game	3.9	2.5
Winning streak	13	-
Home win streak	8	-
Attendance	2281	511
Home games-Avg/Game	10-228	5-102
Neutral site-Avg/Game	-	0-0

Team Results

Date	Opponent		Score	Att.
11/28/2020	Jacksonville	W	84-46	0
12/01/2020	Baylor	L	62-67	0
12/05/2020	Mississippi St.	Wot	67-63	0
12/13/2020	Stetson	W	85-43	0
12/16/2020	at Memphis	W	65-58	111
12/22/2020	at Cincinnati	W	73-61	300
12/30/2020	at Tulsa	W	63-35	0
01/02/2021	East Carolina	W	71-58	0
01/06/2021	Wichita St.	W	66-48	620
01/09/2021	Houston	W	80-51	424
01/13/2021	at Tulane	W	72-53	100
02/13/2021	Tulsa	W	67-46	381
02/17/2021	Cincinnati	Wot	69-65	377
02/20/2021	Tulane	W	78-69	479
02/24/2021	at Temple	W	56-47	0



2020-21 South Fla. Women's Basketball Combined Team Statistics In Conference games

Page 1/1
as of Feb 25, 2021

Game Records

Record	Overall	Home	Away	Neutral
ALL GAMES	11-0	6-0	5-0	0-0
CONFERENCE	11-0	6-0	5-0	0-0
NON-CONFERENCE	0-0	0-0	0-0	0-0

Score by Periods

Team	1st	2nd	3rd	4th	OT	TOT
South Fla.	179	151	200	217	13	760
Opponents	147	126	159	150	9	591

Team Box Score

No.	Player				Total		3-Point		F-Throw		Rebounds														
		GP-GS	MIN	AVG	FG-FGA	FG%	3FG-FGA	3FG%	FT-FTA	FT%	OFF	DEF	TOT	AVG	PF	DQ	A	TO	BLK	STL	PTS	AVG			
5	TSINEKE, Elena	9-5	177:35	19.7	41-100	.410	11-38	.289	22-25	.880	4	8	12	1.3	16	1	14	16	0	3	115	12.8			
20	MUNUNGA, Bethy	11-11	351:33	32.0	46-93	.495	2-11	.182	46-66	.697	48	101	149	13.5	37	1	12	25	13	20	140	12.7			
3	HARVEY, Sydni	11-11	305:12	27.7	39-106	.368	22-59	.373	39-49	.796	14	14	28	2.5	14	0	19	15	1	8	139	12.6			
4	PINZAN, Elisa	11-11	401:05	36.5	40-111	.360	16-57	.281	20-27	.741	2	31	33	3.0	13	0	82	24	1	22	116	10.5			
1	ALVAREZ, Maria	10-1	158:23	15.8	22-64	.344	20-58	.345	11-15	.733	5	15	20	2.0	10	0	10	14	0	6	75	7.5			
21	LEVERETT, Shae	11-10	309:57	28.2	22-36	.611	0-0	.000	14-33	.424	43	37	80	7.3	38	1	7	11	14	12	58	5.3			
22	BRABENCOVA, Kristyna	10-2	181:27	18.1	16-59	.271	7-26	.269	6-7	.857	9	25	34	3.4	17	0	8	6	5	4	45	4.5			
31	JORDAO, Beatriz	11-1	109:36	10.0	16-30	.533	0-0	.000	2-4	.500	5	25	30	2.7	11	0	6	3	7	3	34	3.1			
2	LAZIC, Mihaela	10-2	76:41	7.7	8-22	.364	2-9	.222	2-4	.500	1	5	6	0.6	3	0	9	9	0	2	20	2.0			
24	RODRIGUEZ, Angelee	2-0	06:54	3.4	1-1	1.000	0-0	.000	1-1	1.000	0	2	2	1.0	1	0	0	0	0	0	3	1.5			
0	VITULOVA, Tereza	9-0	46:55	5.2	3-17	.176	1-10	.100	4-4	1.000	1	6	7	0.8	7	0	0	0	0	1	11	1.2			
13	GUERREIRO, Sara	4-0	21:50	5.5	1-6	.167	0-2	.000	0-2	.000	2	2	4	1.0	0	0	1	2	0	1	2	0.5			
12	BERMEJO, Cristina	10-1	74:06	7.4	0-6	.000	0-2	.000	2-2	1.000	3	13	16	1.6	4	0	2	4	2	1	2	0.2			
11	BLAGROVE, Jade	2-0	03:46	1.9	0-0	.000	0-0	.000	0-0	.000	0	1	1	0.5	1	0	1	1	0	0	0	0.0			
Team											28	29	57					4							
Total		11	2225		255-651	.392	81-272	.298	169-239	.707	165	314	479	43.5	172	3	171	134	43	83	760	69.1			
Opponents		11	2225		214-615	.348	37-165	.224	126-184	.685	114	258	372	33.8	214	6	104	156	26	71	591	53.7			

Team Statistics

	USF	OPP
Scoring	760	591
Points per game	69.1	53.7
Scoring margin	+15.4	-
Field goals-att	255-651	214-615
Field goal pct	.392	.348
3 point fg-att	81-272	37-165
3-point FG pct	.298	.224
3-pt FG made per game	7.4	3.4
Free throws-att	169-239	126-184
Free throw pct	.707	.685
F-Throws made per game	15.4	11.5
Rebounds	479	372
Rebounds per game	43.5	33.8
Rebounding margin	+9.7	-
Assists	171	104
Assists per game	15.5	9.5
Turnovers	134	156
Turnovers per game	12.2	14.2
Turnover margin	+2.0	-
Assist/turnover ratio	1.3	0.7
Steals	83	71
Steals per game	7.5	6.5
Blocks	43	26
Blocks per game	3.9	2.4
Winning streak	11	-
Home win streak	6	-
Attendance	2281	511
Home games-Avg/Game	6-380	5-102
Neutral site-Avg/Game	-	0-0

Team Results

Date	Opponent		Score	Att.
12/16/2020	at Memphis	W	65-58	111
12/22/2020	at Cincinnati	W	73-61	300
12/30/2020	at Tulsa	W	63-35	0
01/02/2021	East Carolina	W	71-58	0
01/06/2021	Wichita St.	W	66-48	620
01/09/2021	Houston	W	80-51	424
01/13/2021	at Tulane	W	72-53	100
02/13/2021	Tulsa	W	67-46	381
02/17/2021	Cincinnati	Wot	69-65	377
02/20/2021	Tulane	W	78-69	479
02/24/2021	at Temple	W	56-47	0



2020-21 South Fla. Women's Basketball Combined Team Statistics Home games

Page 1/1
as of Feb 25, 2021

Game Records

Record	Overall	Home	Away	Neutral
ALL GAMES	9-1	9-1	0-0	0-0
CONFERENCE	6-0	6-0	0-0	0-0
NON-CONFERENCE	3-1	3-1	0-0	0-0

Score by Periods

Team	1st	2nd	3rd	4th	OT	TOT
South Fla.	167	177	173	192	20	729
Opponents	146	119	143	136	12	556

Team Box Score

No.	Player				Total		3-Point		F-Throw		Rebounds														
		GP-GS	MIN	AVG	FG-FGA	FG%	3FG-FGA	3FG%	FT-FTA	FT%	OFF	DEF	TOT	AVG	PF	DQ	A	TO	BLK	STL	PTS	AVG			
20	MUNUNGA, Bethy	10-10	327:17	32.7	43-84	.512	5-13	.385	41-56	.732	46	87	133	13.3	34	2	13	20	10	17	132	13.2			
5	TSINEKE, Elena	8-5	172:55	21.6	38-93	.409	14-47	.298	12-13	.923	8	8	16	2.0	14	0	20	16	2	4	102	12.8			
3	HARVEY, Sydni	10-10	260:30	26.0	31-89	.348	19-54	.352	34-48	.708	10	15	25	2.5	16	0	22	14	2	7	115	11.5			
1	ALVAREZ, Maria	8-1	142:23	17.8	25-59	.424	22-50	.440	11-11	1.000	4	10	14	1.8	11	1	9	11	0	4	83	10.4			
4	PINZAN, Elisa	10-10	339:32	34.0	30-96	.313	12-44	.273	7-8	.875	5	35	40	4.0	13	0	74	20	1	17	79	7.9			
22	BRABENCOVA, Kristyna	9-2	164:02	18.2	20-72	.278	11-34	.324	6-6	1.000	8	23	31	3.4	20	1	14	11	6	4	57	6.3			
21	LEVERETT, Shae	10-10	281:27	28.1	23-35	.657	0-0	.000	16-34	.471	38	30	68	6.8	35	0	7	10	9	13	62	6.2			
31	JORDAO, Beatriz	9-0	100:10	11.1	14-27	.519	0-0	.000	3-6	.500	7	29	36	4.0	8	0	8	5	8	4	31	3.4			
2	LAZIC, Mihaela	9-2	93:06	10.3	11-27	.407	1-11	.091	2-4	.500	2	6	8	0.9	4	0	15	8	0	1	25	2.8			
12	BERMEJO, Cristina	9-0	76:59	8.6	5-18	.278	0-4	.000	8-8	1.000	5	11	16	1.8	8	0	4	4	0	2	18	2.0			
11	BLAGROVE, Jade	4-0	08:53	2.2	1-1	1.000	0-0	.000	3-4	.750	2	1	3	0.8	1	0	1	3	0	1	5	1.3			
24	RODRIGUEZ, Angelee	4-0	13:27	3.4	2-5	.400	0-0	.000	1-1	1.000	0	5	5	1.3	1	0	0	0	0	0	5	1.3			
13	GUERREIRO, Sara	8-0	46:44	5.8	5-17	.294	0-5	.000	0-2	.000	5	3	8	1.0	0	0	2	4	0	1	10	1.3			
0	VITULOVA, Tereza	5-0	22:35	4.5	1-9	.111	1-6	.167	2-2	1.000	1	1	2	0.4	3	0	0	0	0	1	5	1.0			
Team											34	27	61					5							
Total		10	2050		249-632	.394	85-268	.317	146-203	.719	175	291	466	46.6	168	4	189	131	38	76	729	72.9			
Opponents		10	2050		195-578	.337	28-147	.190	138-206	.670	124	231	355	35.5	188	4	92	152	23	66	556	55.6			

Team Statistics

	USF	OPP
Scoring	729	556
Points per game	72.9	55.6
Scoring margin	+17.3	-
Field goals-att	249-632	195-578
Field goal pct	.394	.337
3 point fg-att	85-268	28-147
3-point FG pct	.317	.190
3-pt FG made per game	8.5	2.8
Free throws-att	146-203	138-206
Free throw pct	.719	.670
F-Throws made per game	14.6	13.8
Rebounds	466	355
Rebounds per game	46.6	35.5
Rebounding margin	+11.1	-
Assists	189	92
Assists per game	18.9	9.2
Turnovers	131	152
Turnovers per game	13.1	15.2
Turnover margin	+2.1	-
Assist/turnover ratio	1.4	0.6
Steals	76	66
Steals per game	7.6	6.6
Blocks	38	23
Blocks per game	3.8	2.3
Winning streak	8	-
Home win streak	8	-
Attendance	2281	0
Home games-Avg/Game	10-228	0-0
Neutral site-Avg/Game	-	0-0

Team Results

Date	Opponent		Score	Att.
11/28/2020	Jacksonville	W	84-46	0
12/01/2020	Baylor	L	62-67	0
12/05/2020	Mississippi St.	Wot	67-63	0
12/13/2020	Stetson	W	85-43	0
01/02/2021	East Carolina	W	71-58	0
01/06/2021	Wichita St.	W	66-48	620
01/09/2021	Houston	W	80-51	424
02/13/2021	Tulsa	W	67-46	381
02/17/2021	Cincinnati	Wot	69-65	377
02/20/2021	Tulane	W	78-69	479



2020-21 South Fla. Women's Basketball Combined Team Statistics Away games

Page 1/1
as of Feb 25, 2021

Game Records

Record	Overall	Home	Away	Neutral
ALL GAMES	5-0	0-0	5-0	0-0
CONFERENCE	5-0	0-0	5-0	0-0
NON-CONFERENCE	0-0	0-0	0-0	0-0

Score by Periods

Team	1st	2nd	3rd	4th	OT	TOT
South Fla.	80	60	95	94	0	329
Opponents	65	51	77	61	0	254

Team Box Score

No.	Player				Total		3-Point		F-Throw		Rebounds													
		GP-GS	MIN	AVG	FG-FGA	FG%	3FG-FGA	3FG%	FT-FTA	FT%	OFF	DEF	TOT	AVG	PF	DQ	A	TO	BLK	STL	PTS	AVG		
4	PINZAN, Elisa	5-5	187:07	37.4	20-52	.385	9-30	.300	18-25	.720	1	12	13	2.6	3	0	31	9	0	11	67	13.4		
3	HARVEY, Sydni	5-5	136:17	27.3	19-56	.339	9-28	.321	15-17	.882	8	4	12	2.4	5	0	6	7	0	5	62	12.4		
5	TSINEKE, Elena	5-4	94:30	18.9	18-53	.340	4-18	.222	12-14	.857	2	7	9	1.8	9	1	6	7	0	0	52	10.4		
20	MUNUNGA, Bethy	5-5	145:31	29.1	16-36	.444	0-3	.000	13-21	.619	17	43	60	12.0	16	0	6	9	6	5	45	9.0		
1	ALVAREZ, Maria	5-0	78:27	15.7	8-28	.286	7-24	.292	4-8	.500	2	11	13	2.6	8	0	5	7	0	4	27	5.4		
21	LEVERETT, Shae	5-4	137:32	27.5	9-17	.529	0-0	.000	6-15	.400	20	16	36	7.2	16	1	2	3	7	2	24	4.8		
22	BRABENCOVA, Kristyna	5-0	78:48	15.8	8-26	.308	2-9	.222	4-5	.800	5	11	16	3.2	6	0	0	3	1	1	22	4.4		
31	JORDAO, Beatriz	5-1	57:41	11.5	10-17	.588	0-0	.000	0-0	.000	4	14	18	3.6	6	0	2	2	5	0	20	4.0		
0	VITULOVA, Tereza	4-0	24:19	6.1	2-8	.250	0-4	.000	2-2	1.000	0	5	5	1.3	4	0	0	0	0	0	6	1.5		
2	LAZIC, Mihaela	5-0	17:15	3.4	1-4	.250	1-2	.500	1-2	.500	0	2	2	0.4	1	0	3	4	0	1	4	0.8		
12	BERMEJO, Cristina	5-1	42:32	8.5	0-2	.000	0-1	.000	0-0	.000	2	9	11	2.2	2	0	2	3	2	0	0	0.0		
Team											12	13	25					2						
Total		5	1000		111-299	.371	32-119	.269	75-109	.688	73	147	220	44.0	76	2	63	56	21	29	329	65.8		
Opponents		5	1000		96-278	.345	18-72	.250	44-72	.611	47	127	174	34.8	99	4	46	68	15	30	254	50.8		

Team Statistics

	USF	OPP
Scoring	329	254
Points per game	65.8	50.8
Scoring margin	+15.0	-
Field goals-att	111-299	96-278
Field goal pct	.371	.345
3 point fg-att	32-119	18-72
3-point FG pct	.269	.250
3-pt FG made per game	6.4	3.6
Free throws-att	75-109	44-72
Free throw pct	.688	.611
F-Throws made per game	15.0	8.8
Rebounds	220	174
Rebounds per game	44.0	34.8
Rebounding margin	+9.2	-
Assists	63	46
Assists per game	12.6	9.2
Turnovers	56	68
Turnovers per game	11.2	13.6
Turnover margin	+2.4	-
Assist/turnover ratio	1.1	0.7
Steals	29	30
Steals per game	5.8	6.0
Blocks	21	15
Blocks per game	4.2	3.0
Winning streak	5	-
Home win streak	0	-
Attendance	0	511
Home games-Avg/Game	0-0	5-102
Neutral site-Avg/Game	-	0-0

Team Results

Date	Opponent		Score	Att.
12/16/2020	at Memphis	W	65-58	111
12/22/2020	at Cincinnati	W	73-61	300
12/30/2020	at Tulsa	W	63-35	0
01/13/2021	at Tulane	W	72-53	100
02/24/2021	at Temple	W	56-47	0



2020-21 South Fla. Women's Basketball
Season/Career Statistics
All games

Page 1/1
as of Feb 25, 2021

Summary

Player	Season Statistics										Career Statistics									
	GP-GS	MIN/G	FG%	3FG%	FT%	R/G	A/G	STL	BLK	PTS/G	GP-GS	MIN/G	FG%	3FG%	FT%	R/G	A/G	STL	BLK	PTS/G
ALVAREZ, Maria	13-1	17.0	.379	.392	.789	2.1	1.1	8	0	8.5	28-9	22.5	.353	.346	.641	2.5	2.3	23	0	8.6
BERMEJO, Cristina	14-1	8.5	.250	.000	1.000	1.9	0.4	2	2	1.3	38-2	9.5	.306	.222	.750	1.9	0.6	16	7	1.8
BLAGROVE, Jade	4-0	2.2	1.000	.000	.750	0.8	0.3	1	0	1.3	4-0	2.2	1.000	.000	.750	0.8	0.3	1	0	1.3
BRABENCOVA, Kristyna	14-2	17.3	.286	.302	.909	3.4	1.0	5	7	5.6	39-16	21.6	.299	.273	.707	3.4	1.5	21	26	6.5
GUERREIRO, Sara	8-0	5.8	.294	.000	.000	1.0	0.3	1	0	1.3	8-0	5.8	.294	.000	.000	1.0	0.3	1	0	1.3
HARVEY, Sydni	15-15	26.5	.345	.341	.754	2.5	1.9	12	2	11.8	69-55	28.2	.337	.361	.819	2.2	2.0	53	8	11.8
JORDAO, Beatriz	14-1	11.3	.545	.000	.500	3.9	0.7	4	13	3.6	56-23	13.2	.511	.000	.643	3.8	0.5	16	53	4.9
LAZIC, Mihaela	14-2	7.9	.387	.154	.500	0.7	1.3	2	0	2.1	15-2	7.9	.375	.143	.500	0.8	1.2	2	0	1.9
LEVERETT, Shae	15-14	27.9	.615	.000	.449	6.9	0.6	15	16	5.7	108-50	21.8	.606	.000	.560	5.8	0.4	59	97	5.2
MUNUNGA, Bethy	15-15	31.5	.492	.313	.701	12.9	1.3	22	16	11.8	44-42	28.0	.497	.286	.705	11.0	1.2	56	43	10.1
PINZAN, Elisa	15-15	35.1	.338	.284	.758	3.5	7.0	28	1	9.7	73-54	29.6	.323	.306	.798	2.6	4.5	82	2	7.2
RODRIGUEZ, Angelee	4-0	3.4	.400	.000	1.000	1.3	0.0	0	0	1.3	4-0	3.4	.400	.000	1.000	1.3	0.0	0	0	1.3
TSINEKE, Elena	13-9	20.6	.384	.277	.889	1.9	2.0	4	2	11.8	40-31	25.3	.377	.305	.884	2.0	1.8	22	10	12.2
VITULOVA, Tereza	9-0	5.2	.176	.100	1.000	0.8	0.0	1	0	1.2	9-0	5.2	.176	.100	1.000	0.8	0.0	1	0	1.2

Scoring

Player	Season Statistics									Career Statistics								
	FG-FGA	FG%	3FG-3FGA	3FG%	FT-FTA	FT%	PTS	PTS/G		FG-FGA	FG%	3FG-3FGA	3FG%	FT-FTA	FT%	PTS	PTS/G	
ALVAREZ, Maria	33-87	.379	29-74	.392	15-19	.789	110	8.5		77-218	.353	63-182	.346	25-39	.641	242	8.6	
BERMEJO, Cristina	5-20	.250	0-5	.000	8-8	1.000	18	1.3		22-72	.306	6-27	.222	18-24	.750	68	1.8	
BLAGROVE, Jade	1-1	1.000	0-0	.000	3-4	.750	5	1.3		1-1	1.000	0-0	.000	3-4	.750	5	1.3	
BRABENCOVA, Kristyna	28-98	.286	13-43	.302	10-11	.909	79	5.6		94-314	.299	38-139	.273	29-41	.707	255	6.5	
GUERREIRO, Sara	5-17	.294	0-5	.000	0-2	.000	10	1.3		5-17	.294	0-5	.000	0-2	.000	10	1.3	
HARVEY, Sydni	50-145	.345	28-82	.341	49-65	.754	177	11.8		243-721	.337	112-310	.361	213-260	.819	811	11.8	
JORDAO, Beatriz	24-44	.545	0-0	.000	3-6	.500	51	3.6		119-233	.511	0-1	.000	36-56	.643	274	4.9	
LAZIC, Mihaela	12-31	.387	2-13	.154	3-6	.500	29	2.1		12-32	.375	2-14	.143	3-6	.500	29	1.9	
LEVERETT, Shae	32-52	.615	0-0	.000	22-49	.449	86	5.7		208-343	.606	0-1	.000	150-268	.560	566	5.2	
MUNUNGA, Bethy	59-120	.492	5-16	.313	54-77	.701	177	11.8		168-338	.497	6-21	.286	103-146	.705	445	10.1	
PINZAN, Elisa	50-148	.338	21-74	.284	25-33	.758	146	9.7		173-535	.323	92-301	.306	91-114	.798	529	7.2	
RODRIGUEZ, Angelee	2-5	.400	0-0	.000	1-1	1.000	5	1.3		2-5	.400	0-0	.000	1-1	1.000	5	1.3	
TSINEKE, Elena	56-146	.384	18-65	.277	24-27	.889	154	11.8		171-453	.377	62-203	.305	84-95	.884	488	12.2	
VITULOVA, Tereza	3-17	.176	1-10	.100	4-4	1.000	11	1.2		3-17	.176	1-10	.100	4-4	1.000	11	1.2	

Totals

Player	Season Statistics									Career Statistics								
	O-REB	D-REB	TOTAL	PF	FO	A	TO	A/TO		O-REB	D-REB	TOTAL	PF	FO	A	TO	A/TO	
ALVAREZ, Maria	6	21	27	19	1	14	18	0.8		13	58	71	45	2	63	43	1.5	
BERMEJO, Cristina	7	20	27	10	0	6	7	0.9		20	53	73	39	0	24	36	0.7	
BLAGROVE, Jade	2	1	3	1	0	1	3	0.3		2	1	3	1	0	1	3	0.3	
BRABENCOVA, Kristyna	13	34	47	26	1	14	14	1.0		44	89	133	90	2	57	63	0.9	
GUERREIRO, Sara	5	3	8	0	0	2	4	0.5		5	3	8	0	0	2	4	0.5	
HARVEY, Sydni	18	19	37	21	0	28	21	1.3		59	95	154	133	5	140	158	0.9	
JORDAO, Beatriz	11	43	54	14	0	10	7	1.4		63	147	210	80	0	28	55	0.5	
LAZIC, Mihaela	2	8	10	5	0	18	12	1.5		2	10	12	6	0	18	12	1.5	
LEVERETT, Shae	58	46	104	51	1	9	13	0.7		300	325	625	254	9	45	110	0.4	
MUNUNGA, Bethy	63	130	193	50	2	19	29	0.7		173	312	485	131	2	54	104	0.5	
PINZAN, Elisa	6	47	53	16	0	105	29	3.6		16	175	191	78	1	329	186	1.8	
RODRIGUEZ, Angelee	0	5	5	1	0	0	0	0.0		0	5	5	1	0	0	0	0.0	
TSINEKE, Elena	10	15	25	23	1	26	23	1.1		27	51	78	86	3	70	100	0.7	
VITULOVA, Tereza	1	6	7	7	0	0	0	0.0		1	6	7	7	0	0	0	0.0	



2020-21 South Fla. Women's Basketball
Season Schedule/Results & Leaders
All games

Page 1/1
as of Feb 25, 2021

Game Records

Record	Overall	Home	Away	Neutral
ALL GAMES	14-1	9-1	5-0	0-0
CONFERENCE	11-0	6-0	5-0	0-0
NON-CONFERENCE	3-1	3-1	0-0	0-0

Team Results

Date	Opponent		Score	Att.	High Points	High Rebounds
11/28/2020	Jacksonville	W	84-46	0	(18) BRABENCOVA, Kristyna	(14) JORDAO, Beatriz
12/01/2020	Baylor	L	62-67	0	(18) ALVAREZ, Maria	(10) MUNUNGA, Bethy
12/05/2020	Mississippi St.	Wot	67-63	0	(14) PINZAN, Elisa	(12) MUNUNGA, Bethy
12/13/2020	Stetson	W	85-43	0	(16) TSINEKE, Elena	(11) MUNUNGA, Bethy
12/16/2020	at Memphis	W	65-58	111	(19) PINZAN, Elisa	(10) MUNUNGA, Bethy
12/22/2020	at Cincinnati	W	73-61	300	(21) HARVEY, Sydni	(14) MUNUNGA, Bethy
12/30/2020	at Tulsa	W	63-35	0	(13) PINZAN, Elisa	(8) LEVERETT, Shae
01/02/2021	East Carolina	W	71-58	0	(23) MUNUNGA, Bethy	(21) MUNUNGA, Bethy
01/06/2021	Wichita St.	W	66-48	620	(31) TSINEKE, Elena	(8) MUNUNGA, Bethy
01/09/2021	Houston	W	80-51	424	(23) ALVAREZ, Maria	(14) MUNUNGA, Bethy
01/13/2021	at Tulane	W	72-53	100	(22) PINZAN, Elisa	(9) MUNUNGA, Bethy
02/13/2021	Tulsa	W	67-46	381	(19) MUNUNGA, Bethy	(15) MUNUNGA, Bethy
02/17/2021	Cincinnati	Wot	69-65	377	(23) HARVEY, Sydni	(14) MUNUNGA, Bethy
02/20/2021	Tulane	W	78-69	479	(17) MUNUNGA, Bethy	(17) MUNUNGA, Bethy
02/24/2021	at Temple	W	56-47	0	(10) MUNUNGA, Bethy	(20) MUNUNGA, Bethy

Attendance Summary

	Games	Attend	Avg/Game
Home	10	2281	228
Away	5	511	102
Neutral	0	0	0
Total	15	2792	186



**2020-21 South Fla. Women's Basketball
Team Game-by-Game
All games**

Page 1/1
as of Feb 25, 2021

				Total		3-Pointers		Free throws		Rebounds											
Opponent	Date	Score		FG-FGA	PCT	3FG-FGA	PCT	FT-FTA	PCT	OFF	DEF	TOT	AVG	PF	A	TO	BLK	STL	PTS	AVG	
Jacksonville	11/28/2020	84-46	W	32-72	.444	11-32	.344	9-12	.750	18	36	54	54.0	14	29	8	8	4	84	84.0	
Baylor	12/01/2020	62-67	L	20-58	.345	10-27	.370	12-16	.750	14	23	37	45.5	21	14	18	1	4	62	73.0	
Mississippi St.	12/05/2020	67-63	Wot	23-73	.315	6-30	.200	15-21	.714	23	24	47	46.0	24	15	12	3	9	67	71.0	
Stetson	12/13/2020	85-43	W	30-77	.390	9-26	.346	16-24	.667	28	41	69	51.8	13	23	15	4	5	85	74.5	
at Memphis	12/16/2020	65-58	W	22-64	.344	4-22	.182	17-26	.654	18	19	37	48.8	15	10	7	6	6	65	72.6	
at Cincinnati	12/22/2020	73-61	W	23-49	.469	8-21	.381	19-31	.613	13	27	40	47.3	16	16	16	4	4	73	72.7	
at Tulsa	12/30/2020	63-35	W	23-60	.383	7-22	.318	10-18	.556	11	40	51	47.9	17	12	11	5	4	63	71.3	
East Carolina	01/02/2021	71-58	W	19-48	.396	5-22	.227	28-36	.778	15	33	48	47.9	16	15	16	3	5	71	71.3	
Wichita St.	01/06/2021	66-48	W	23-53	.434	12-26	.462	8-11	.727	13	24	37	46.7	18	21	11	4	7	66	70.7	
Houston	01/09/2021	80-51	W	29-61	.475	9-22	.409	13-18	.722	17	30	47	46.7	15	22	21	4	13	80	71.6	
at Tulane	01/13/2021	72-53	W	26-66	.394	10-34	.294	10-11	.909	14	29	43	46.4	14	14	11	4	14	72	71.6	
Tulsa	02/13/2021	67-46	W	25-59	.424	9-25	.360	8-12	.667	8	33	41	45.9	13	19	14	3	9	67	71.3	
Cincinnati	02/17/2021	69-65	Wot	22-63	.349	5-28	.179	20-29	.690	18	25	43	45.7	14	16	10	6	8	69	71.1	
Tulane	02/20/2021	78-69	W	26-68	.382	9-30	.300	17-24	.708	21	22	43	45.5	20	15	6	2	12	78	71.6	
at Temple	02/24/2021	56-47	W	17-60	.283	3-20	.150	19-23	.826	17	32	49	45.7	14	11	11	2	1	56	70.5	
Total		1058		360-931	.387	117-387	.302	221-312	.708	248	438	686	45.7	244	252	187	59	105	1058	70.5	
Opponents		810		291-856	.340	46-219	.210	182-278	.655	171	358	529	35.3	287	138	220	38	96	810	54.0	

South Fla. Averages

Games Played	Points/game	FG Pct	3FG Pct	FT Pct	Rebounds/game	Assists/game	Turnovers/game	Assist/Turnover ratio	Steals/game	Blocks/game
15	70.5	38.7	30.2	70.8	45.7	16.8	12.5	1.3	7.0	3.9



**2020-21 South Fla. Women's Basketball
Opponents Game-by-Game
All games**

Page 1/1
as of Feb 25, 2021

				Total		3-Pointers		Free throws		Rebounds											
Opponent	Date	Score		FG-FGA	PCT	3FG-FGA	PCT	FT-FTA	PCT	OFF	DEF	TOT	AVG	PF	A	TO	BLK	STL	PTS	AVG	
Jacksonville	11/28/2020	84-46	W	16-54	.296	3-10	.300	11-23	.478	8	22	30	30.0	16	5	13	0	4	46	46.0	
Baylor	12/01/2020	62-67	L	25-68	.368	0-11	.000	17-23	.739	24	26	50	40.0	17	20	16	7	13	67	56.5	
Mississippi St.	12/05/2020	67-63	Wot	20-59	.339	2-13	.154	21-34	.618	19	29	48	42.7	24	3	21	4	2	63	58.7	
Stetson	12/13/2020	85-43	W	16-60	.267	4-20	.200	7-14	.500	6	23	29	39.3	16	6	14	1	6	43	54.8	
at Memphis	12/16/2020	65-58	W	22-57	.386	2-9	.222	12-15	.800	15	27	42	39.8	24	9	15	3	2	58	55.4	
at Cincinnati	12/22/2020	73-61	W	24-53	.453	1-9	.111	12-20	.600	7	16	23	37.0	26	10	14	4	10	61	56.3	
at Tulsa	12/30/2020	63-35	W	11-57	.193	6-24	.250	7-14	.500	10	30	40	37.4	15	6	10	2	6	35	53.3	
East Carolina	01/02/2021	71-58	W	22-63	.349	3-12	.250	11-16	.688	11	19	30	36.5	23	12	11	0	8	58	53.9	
Wichita St.	01/06/2021	66-48	W	14-48	.292	4-15	.267	16-23	.696	14	17	31	35.9	15	7	13	2	5	48	53.2	
Houston	01/09/2021	80-51	W	21-61	.344	3-17	.176	6-13	.462	12	18	30	35.3	16	7	19	3	14	51	53.0	
at Tulane	01/13/2021	72-53	W	22-54	.407	3-13	.231	6-11	.545	6	25	31	34.9	14	10	16	4	6	53	53.0	
Tulsa	02/13/2021	67-46	W	18-62	.290	1-15	.067	9-14	.643	13	28	41	35.4	15	6	15	2	7	46	52.4	
Cincinnati	02/17/2021	69-65	Wot	23-52	.442	5-16	.313	14-17	.824	6	26	32	35.2	26	15	16	2	3	65	53.4	
Tulane	02/20/2021	78-69	W	20-51	.392	3-18	.167	26-29	.897	11	23	34	35.1	20	11	14	2	4	69	54.5	
at Temple	02/24/2021	56-47	W	17-57	.298	6-17	.353	7-12	.583	9	29	38	35.3	20	11	13	2	6	47	54.0	
Total		810		291-856	.340	46-219	.210	182-278	.655	171	358	529	35.3	287	138	220	38	96	810	54.0	
South Fla.		1058		360-931	.387	117-387	.302	221-312	.708	248	438	686	45.7	244	252	187	59	105	1058	70.5	

Opponents Averages

Games Played	Points/game	FG Pct	3FG Pct	FT Pct	Rebounds/game	Assists/game	Turnovers/game	Assist/Turnover ratio	Steals/game	Blocks/game
15	54.0	34.0	21.0	65.5	35.3	9.2	14.7	0.6	6.4	2.5



2020-21 South Fla. Women's Basketball
Team High/Low Analysis
All games

Page 1/4
as of Feb 25, 2021

South Fla. - Game Highs

POINTS	85	Stetson (12/13/2020)
	84	Jacksonville (11/28/2020)
	80	Houston (01/09/2021)
	78	Tulane (02/20/2021)
	73	at Cincinnati (12/22/2020)
FIELD GOALS MADE	32	Jacksonville (11/28/2020)
	30	Stetson (12/13/2020)
FIELD GOAL ATTEMPTS	77	Stetson (12/13/2020)
	73	Mississippi St. (12/05/2020)
FIELD GOAL PERCENTAGE	.475	(29-61) Houston (01/09/2021)
	.469	(23-49) at Cincinnati (12/22/2020)
3 PT FG MADE	12	Wichita St. (01/06/2021)
	11	Jacksonville (11/28/2020)
3 PT FG ATTEMPTS	34	at Tulane (01/13/2021)
	32	Jacksonville (11/28/2020)
3 PT FG PERCENTAGE	.462	(12-26) Wichita St. (01/06/2021)
	.409	(9-22) Houston (01/09/2021)
FREE THROWS MADE	28	East Carolina (01/02/2021)
	20	Cincinnati (02/17/2021)
FREE THROW ATTEMPTS	36	East Carolina (01/02/2021)
	31	at Cincinnati (12/22/2020)
FREE THROW PERCENTAGE	.909	(10-11) at Tulane (01/13/2021)
	.826	(19-23) at Temple (02/24/2021)
REBOUNDS	69	Stetson (12/13/2020)
	54	Jacksonville (11/28/2020)
ASSISTS	29	Jacksonville (11/28/2020)
	23	Stetson (12/13/2020)
STEALS	14	at Tulane (01/13/2021)
	13	Houston (01/09/2021)
BLOCKED SHOTS	8	Jacksonville (11/28/2020)
	6	Cincinnati (02/17/2021)
	6	at Memphis (12/16/2020)
TURNOVERS	21	Houston (01/09/2021)
	18	Baylor (12/01/2020)
FOULS	24	Mississippi St. (12/05/2020)
	21	Baylor (12/01/2020)



2020-21 South Fla. Women's Basketball
Team High/Low Analysis
All games

Page 2/4
as of Feb 25, 2021

Opponent - Game Highs

POINTS	69		Tulane (02/20/2021)
	67		Baylor (12/01/2020)
	65		Cincinnati (02/17/2021)
	63		Mississippi St. (12/05/2020)
	61		at Cincinnati (12/22/2020)
FIELD GOALS MADE	25		Baylor (12/01/2020)
	24		at Cincinnati (12/22/2020)
FIELD GOAL ATTEMPTS	68		Baylor (12/01/2020)
	63		East Carolina (01/02/2021)
FIELD GOAL PERCENTAGE	.453	(24-53)	at Cincinnati (12/22/2020)
	.442	(23-52)	Cincinnati (02/17/2021)
3 PT FG MADE	6		at Temple (02/24/2021)
	6		at Tulsa (12/30/2020)
3 PT FG ATTEMPTS	24		at Tulsa (12/30/2020)
	20		Stetson (12/13/2020)
3 PT FG PERCENTAGE	.353	(6-17)	at Temple (02/24/2021)
	.313	(5-16)	Cincinnati (02/17/2021)
FREE THROWS MADE	26		Tulane (02/20/2021)
	21		Mississippi St. (12/05/2020)
FREE THROW ATTEMPTS	34		Mississippi St. (12/05/2020)
	29		Tulane (02/20/2021)
FREE THROW PERCENTAGE	.897	(26-29)	Tulane (02/20/2021)
	.824	(14-17)	Cincinnati (02/17/2021)
REBOUNDS	50		Baylor (12/01/2020)
	48		Mississippi St. (12/05/2020)
ASSISTS	20		Baylor (12/01/2020)
	15		Cincinnati (02/17/2021)
STEALS	14		Houston (01/09/2021)
	13		Baylor (12/01/2020)
BLOCKED SHOTS	7		Baylor (12/01/2020)
	4		at Tulane (01/13/2021)
	4		at Cincinnati (12/22/2020)
	4		Mississippi St. (12/05/2020)
TURNOVERS	21		Mississippi St. (12/05/2020)
	19		Houston (01/09/2021)
FOULS	26		Cincinnati (02/17/2021)
	26		at Cincinnati (12/22/2020)



**2020-21 South Fla. Women's Basketball
Team High/Low Analysis
All games**

Page 3/4
as of Feb 25, 2021

South Fla. - Game Lows

POINTS	56		at Temple (02/24/2021)
	62		Baylor (12/01/2020)
	63		at Tulsa (12/30/2020)
	65		at Memphis (12/16/2020)
	66		Wichita St. (01/06/2021)
FIELD GOALS MADE	17		at Temple (02/24/2021)
	19		East Carolina (01/02/2021)
FIELD GOAL ATTEMPTS	48		East Carolina (01/02/2021)
	49		at Cincinnati (12/22/2020)
FIELD GOAL PERCENTAGE	.283	(17-60)	at Temple (02/24/2021)
	.315	(23-73)	Mississippi St. (12/05/2020)
3 PT FG MADE	3		at Temple (02/24/2021)
	4		at Memphis (12/16/2020)
3 PT FG ATTEMPTS	20		at Temple (02/24/2021)
	21		at Cincinnati (12/22/2020)
3 PT FG PERCENTAGE	.150	(3-20)	at Temple (02/24/2021)
	.179	(5-28)	Cincinnati (02/17/2021)
FREE THROWS MADE	8		Tulsa (02/13/2021)
	8		Wichita St. (01/06/2021)
FREE THROW ATTEMPTS	11		at Tulane (01/13/2021)
	11		Wichita St. (01/06/2021)
FREE THROW PERCENTAGE	.556	(10-18)	at Tulsa (12/30/2020)
	.613	(19-31)	at Cincinnati (12/22/2020)
REBOUNDS	37		Wichita St. (01/06/2021)
	37		at Memphis (12/16/2020)
	37		Baylor (12/01/2020)
ASSISTS	10		at Memphis (12/16/2020)
	11		at Temple (02/24/2021)
STEALS	1		at Temple (02/24/2021)
	4		at Tulsa (12/30/2020)
	4		at Cincinnati (12/22/2020)
	4		Baylor (12/01/2020)
	4		Jacksonville (11/28/2020)
BLOCKED SHOTS	1		Baylor (12/01/2020)
	2		at Temple (02/24/2021)
	2		Tulane (02/20/2021)
TURNOVERS	6		Tulane (02/20/2021)
	7		at Memphis (12/16/2020)
FOULS	13		Tulsa (02/13/2021)
	13		Stetson (12/13/2020)



**2020-21 South Fla. Women's Basketball
Team High/Low Analysis
All games**

Page 4/4
as of Feb 25, 2021

Opponent - Game Lows

POINTS	35		at Tulsa (12/30/2020)
	43		Stetson (12/13/2020)
	46		Tulsa (02/13/2021)
	46		Jacksonville (11/28/2020)
	47		at Temple (02/24/2021)
FIELD GOALS MADE	11		at Tulsa (12/30/2020)
	14		Wichita St. (01/06/2021)
FIELD GOAL ATTEMPTS	48		Wichita St. (01/06/2021)
	51		Tulane (02/20/2021)
FIELD GOAL PERCENTAGE	.193	(11-57)	at Tulsa (12/30/2020)
	.267	(16-60)	Stetson (12/13/2020)
3 PT FG MADE	0		Baylor (12/01/2020)
	1		Tulsa (02/13/2021)
	1		at Cincinnati (12/22/2020)
3 PT FG ATTEMPTS	9		at Cincinnati (12/22/2020)
	9		at Memphis (12/16/2020)
3 PT FG PERCENTAGE	.000	(0-11)	Baylor (12/01/2020)
	.067	(1-15)	Tulsa (02/13/2021)
FREE THROWS MADE	6		at Tulane (01/13/2021)
	6		Houston (01/09/2021)
FREE THROW ATTEMPTS	11		at Tulane (01/13/2021)
	12		at Temple (02/24/2021)
FREE THROW PERCENTAGE	.462	(6-13)	Houston (01/09/2021)
	.478	(11-23)	Jacksonville (11/28/2020)
REBOUNDS	23		at Cincinnati (12/22/2020)
	29		Stetson (12/13/2020)
ASSISTS	3		Mississippi St. (12/05/2020)
	5		Jacksonville (11/28/2020)
STEALS	2		at Memphis (12/16/2020)
	2		Mississippi St. (12/05/2020)
BLOCKED SHOTS	0		East Carolina (01/02/2021)
	0		Jacksonville (11/28/2020)
TURNOVERS	10		at Tulsa (12/30/2020)
	11		East Carolina (01/02/2021)
FOULS	14		at Tulane (01/13/2021)
	15		Tulsa (02/13/2021)
	15		Wichita St. (01/06/2021)
	15		at Tulsa (12/30/2020)



2020-21 South Fla. Women's Basketball
Individual Game-by-Game
All games

Page 1/14
as of Feb 25, 2021

#0 VITULOVA, Tereza

Opponent	Date	GS	MIN	Total		3-Pointers		Free throws		Rebounds				PF	A	T/O	BLK	STL	PTS	AVG
				FG-FGA	PCT	3FG-3FGA	PCT	FT-FTA	PCT	OFF	DEF	TOT	AVG							
at Cincinnati	12/22/2020		08:03	1-2	.500	0-1	.000	2-2	1.000	0	1	1	1.0	0	0	0	0	0	4	4.0
at Tulsa	12/30/2020		10:55	1-5	.200	0-2	.000	0-0	.000	0	3	3	2.0	3	0	0	0	0	2	3.0
East Carolina	01/02/2021		03:36	0-0	.000	0-0	.000	0-0	.000	0	0	0	1.3	0	0	0	0	0	0	2.0
Wichita St.	01/06/2021		07:01	1-3	.333	1-2	.500	0-0	.000	1	0	1	1.3	1	0	0	0	1	3	2.3
Houston	01/09/2021		02:12	0-2	.000	0-1	.000	0-0	.000	0	1	1	1.2	0	0	0	0	0	0	1.8
at Tulane	01/13/2021		01:37	0-0	.000	0-0	.000	0-0	.000	0	0	0	1.0	0	0	0	0	0	0	1.5
Tulsa	02/13/2021		08:02	0-3	.000	0-2	.000	2-2	1.000	0	0	0	0.9	1	0	0	0	0	2	1.6
Tulane	02/20/2021		01:44	0-1	.000	0-1	.000	0-0	.000	0	0	0	0.8	1	0	0	0	0	0	1.4
at Temple	02/24/2021		03:44	0-1	.000	0-1	.000	0-0	.000	0	1	1	0.8	1	0	0	0	0	0	1.2
Totals		0	46:55	3-17	.176	1-10	.100	4-4	1.000	1	6	7	0.8	7	0	0	0	1	11	1.2

Player Averages

Games Played	Minutes/game	Points/game	FG Pct	3FG Pct	FT Pct	Rebounds/game	Assists/game	Turnovers/game	Assist/Turnover ratio	Steals/game	Blocks/game
9	5.2	1.2	17.6	10.0	100.0	0.8	0.0	0.0	0.0	0.1	0.0



2020-21 South Fla. Women's Basketball
Individual Game-by-Game
All games

Page 2/14
as of Feb 25, 2021

#1 ALVAREZ, Maria

Opponent	Date	GS	MIN	Total		3-Pointers		Free throws		Rebounds				PF	A	T/O	BLK	STL	PTS	AVG
				FG-FGA	PCT	3FG-3FGA	PCT	FT-FTA	PCT	OFF	DEF	TOT	AVG							
Baylor	12/01/2020		22:07	5-9	.556	4-6	.667	4-4	1.000	0	2	2	2.0	1	2	2	0	1	18	18.0
Mississippi St.	12/05/2020		23:44	3-9	.333	3-6	.500	0-0	.000	0	1	1	1.5	5	1	2	0	0	9	13.5
Stetson	12/13/2020		16:36	3-5	.600	2-4	.500	0-0	.000	1	3	4	2.3	3	1	0	0	1	8	11.7
at Memphis	12/16/2020		10:34	0-2	.000	0-1	.000	1-4	.250	1	0	1	2.0	2	0	0	0	0	1	9.0
at Cincinnati	12/22/2020		17:46	2-4	.500	2-4	.500	2-2	1.000	0	3	3	2.2	1	0	3	0	0	8	8.8
at Tulsa	12/30/2020		20:39	1-5	.200	1-4	.250	1-2	.500	0	4	4	2.5	1	3	1	0	1	4	8.0
East Carolina	01/02/2021		17:10	2-7	.286	2-7	.286	4-4	1.000	2	2	4	2.7	1	0	1	0	0	10	8.3
Wichita St.	01/06/2021	*	15:33	3-8	.375	3-7	.429	0-0	.000	0	1	1	2.5	1	2	2	0	0	9	8.4
Houston	01/09/2021		21:15	7-9	.778	6-8	.750	3-3	1.000	0	1	1	2.3	0	0	1	0	1	23	10.0
at Tulane	01/13/2021		22:54	4-12	.333	4-12	.333	0-0	.000	1	3	4	2.5	2	2	3	0	3	12	10.2
Cincinnati	02/17/2021		13:55	1-6	.167	1-6	.167	0-0	.000	1	0	1	2.4	0	3	2	0	0	3	9.5
Tulane	02/20/2021		12:02	1-6	.167	1-6	.167	0-0	.000	0	0	0	2.2	0	0	1	0	1	3	9.0
at Temple	02/24/2021		06:35	1-5	.200	0-3	.000	0-0	.000	0	1	1	2.1	2	0	0	0	0	2	8.5
Totals		1	220:50	33-87	.379	29-74	.392	15-19	.789	6	21	27	2.1	19	14	18	0	8	110	8.5

Player Averages

Games Played	Minutes/game	Points/game	FG Pct	3FG Pct	FT Pct	Rebounds/game	Assists/game	Turnovers/game	Assist/Turnover ratio	Steals/game	Blocks/game
13	17.0	8.5	37.9	39.2	78.9	2.1	1.1	1.4	0.8	0.6	0.0



2020-21 South Fla. Women's Basketball
Individual Game-by-Game
All games

Page 3/14
as of Feb 25, 2021

#2 LAZIC, Mihaela

Opponent	Date	GS	MIN	Total		3-Pointers		Free throws		Rebounds				PF	A	T/O	BLK	STL	PTS	AVG
				FG-FGA	PCT	3FG-3FGA	PCT	FT-FTA	PCT	OFF	DEF	TOT	AVG							
Jacksonville	11/28/2020		14:31	3-6	.500	0-3	.000	0-0	.000	0	1	1	1.0	0	5	1	0	0	6	6.0
Baylor	12/01/2020		02:44	0-0	.000	0-0	.000	0-0	.000	0	0	0	0.5	0	0	0	0	0	0	3.0
Mississippi St.	12/05/2020		04:35	0-0	.000	0-0	.000	0-0	.000	0	0	0	0.3	1	0	0	0	0	0	2.0
Stetson	12/13/2020		11:50	1-3	.333	0-1	.000	1-2	.500	1	2	3	1.0	1	4	2	0	0	3	2.3
at Memphis	12/16/2020		01:06	0-0	.000	0-0	.000	0-0	.000	0	0	0	0.8	0	0	0	0	0	0	1.8
at Cincinnati	12/22/2020		00:53	0-0	.000	0-0	.000	0-0	.000	0	0	0	0.7	0	0	1	0	0	0	1.5
at Tulsa	12/30/2020		08:17	0-1	.000	0-0	.000	0-0	.000	0	1	1	0.7	1	3	2	0	1	0	1.3
East Carolina	01/02/2021		00:49	0-0	.000	0-0	.000	0-0	.000	0	0	0	0.6	0	0	1	0	0	0	1.1
Wichita St.	01/06/2021		11:27	1-2	.500	0-1	.000	0-0	.000	0	0	0	0.6	0	3	0	0	0	2	1.2
Houston	01/09/2021		02:12	0-0	.000	0-0	.000	0-0	.000	0	0	0	0.5	0	0	0	0	0	0	1.1
at Tulane	01/13/2021		02:43	0-1	.000	0-1	.000	0-0	.000	0	0	0	0.5	0	0	0	0	0	0	1.0
Tulsa	02/13/2021	*	33:55	4-11	.364	1-4	.250	1-2	.500	0	2	2	0.6	1	2	4	0	0	10	1.8
Cincinnati	02/17/2021	*	11:03	2-5	.400	0-2	.000	0-0	.000	1	1	2	0.7	1	1	0	0	1	4	1.9
at Temple	02/24/2021		04:15	1-2	.500	1-1	1.000	1-2	.500	0	1	1	0.7	0	0	1	0	0	4	2.1
Totals		2	110:21	12-31	.387	2-13	.154	3-6	.500	2	8	10	0.7	5	18	12	0	2	29	2.1

Player Averages

Games Played	Minutes/ game	Points/ game	FG Pct	3FG Pct	FT Pct	Rebounds/ game	Assists/ game	Turnovers/ game	Assist/Turnover ratio	Steals/ game	Blocks/ game
14	7.9	2.1	38.7	15.4	50.0	0.7	1.3	0.9	1.5	0.1	0.0



2020-21 South Fla. Women's Basketball
Individual Game-by-Game
All games

Page 4/14
as of Feb 25, 2021

#3 HARVEY, Sydni

Opponent	Date	GS	MIN	Total		3-Pointers		Free throws		Rebounds				PF	A	T/O	BLK	STL	PTS	AVG
				FG-FGA	PCT	3FG-3FGA	PCT	FT-FTA	PCT	OFF	DEF	TOT	AVG							
Jacksonville	11/28/2020	*	21:56	4-9	.444	3-6	.500	3-4	.750	0	1	1	1.0	1	3	0	1	0	14	14.0
Baylor	12/01/2020	*	20:48	2-10	.200	2-6	.333	5-8	.625	1	0	1	1.0	4	1	2	0	0	11	12.5
Mississippi St.	12/05/2020	*	29:24	3-12	.250	0-6	.000	2-4	.500	2	0	2	1.3	1	2	3	0	2	8	11.0
Stetson	12/13/2020	*	19:27	2-8	.250	1-5	.200	0-0	.000	1	4	5	2.3	1	3	1	0	2	5	9.5
at Memphis	12/16/2020	*	32:07	3-11	.273	1-5	.200	5-6	.833	1	3	4	2.6	1	3	1	0	2	12	10.0
at Cincinnati	12/22/2020	*	27:10	7-15	.467	5-11	.455	2-2	1.000	2	0	2	2.5	0	1	2	0	2	21	11.8
at Tulsa	12/30/2020	*	19:11	3-7	.429	1-3	.333	3-4	.750	2	0	2	2.4	2	1	2	0	0	10	11.6
East Carolina	01/02/2021	*	22:00	1-5	.200	1-4	.250	8-10	.800	1	1	2	2.4	0	1	1	0	0	11	11.5
Wichita St.	01/06/2021	*	14:30	0-2	.000	0-1	.000	1-2	.500	0	0	0	2.1	2	1	0	0	1	1	10.3
Houston	01/09/2021	*	25:29	4-9	.444	2-4	.500	2-3	.667	2	1	3	2.2	1	1	2	0	1	12	10.5
at Tulane	01/13/2021	*	27:33	4-12	.333	2-5	.400	0-0	.000	2	0	2	2.2	1	0	0	0	1	10	10.5
Tulsa	02/13/2021	*	37:24	5-13	.385	4-10	.400	0-0	.000	0	5	5	2.4	0	7	2	0	0	14	10.8
Cincinnati	02/17/2021	*	41:15	6-13	.462	3-7	.429	8-11	.727	2	2	4	2.5	3	1	2	1	1	23	11.7
Tulane	02/20/2021	*	28:17	4-8	.500	3-5	.600	5-6	.833	1	1	2	2.5	3	2	1	0	0	16	12.0
at Temple	02/24/2021	*	30:16	2-11	.182	0-4	.000	5-5	1.000	1	1	2	2.5	1	1	2	0	0	9	11.8
Totals		15	396:47	50-145	.345	28-82	.341	49-65	.754	18	19	37	2.5	21	28	21	2	12	177	11.8

Player Averages

Games Played	Minutes/game	Points/game	FG Pct	3FG Pct	FT Pct	Rebounds/game	Assists/game	Turnovers/game	Assist/Turnover ratio	Steals/game	Blocks/game
15	26.5	11.8	34.5	34.1	75.4	2.5	1.9	1.4	1.3	0.8	0.1



**2020-21 South Fla. Women's Basketball
Individual Game-by-Game
All games**

Page 5/14
as of Feb 25, 2021

#4 PINZAN, Elisa

Opponent	Date	GS	MIN	Total		3-Pointers		Free throws		Rebounds				PF	A	T/O	BLK	STL	PTS	AVG
				FG-FGA	PCT	3FG-3FGA	PCT	FT-FTA	PCT	OFF	DEF	TOT	AVG							
Jacksonville	11/28/2020	*	23:21	4-9	.444	3-6	.500	0-0	.000	1	2	3	3.0	1	4	0	0	2	11	11.0
Baylor	12/01/2020	*	37:16	1-10	.100	0-3	.000	0-0	.000	0	4	4	3.5	1	6	2	0	1	2	6.5
Mississippi St.	12/05/2020	*	40:33	4-14	.286	1-6	.167	5-6	.833	3	8	11	6.0	1	9	2	0	3	14	9.0
Stetson	12/13/2020	*	24:24	1-4	.250	1-2	.500	0-0	.000	0	2	2	5.0	0	4	1	0	0	3	7.5
at Memphis	12/16/2020	*	40:00	5-12	.417	2-7	.286	7-9	.778	0	2	2	4.4	2	3	2	0	1	19	9.8
at Cincinnati	12/22/2020	*	38:50	2-7	.286	0-3	.000	0-5	.000	0	3	3	4.2	1	11	1	0	2	4	8.8
at Tulsa	12/30/2020	*	29:54	5-9	.556	3-5	.600	0-0	.000	0	2	2	3.9	0	4	0	0	2	13	9.4
East Carolina	01/02/2021	*	39:11	1-3	.333	0-1	.000	0-0	.000	0	1	1	3.5	1	8	1	0	1	2	8.5
Wichita St.	01/06/2021	*	28:11	1-4	.250	1-2	.500	0-0	.000	0	5	5	3.7	0	9	2	0	0	3	7.9
Houston	01/09/2021	*	37:48	4-11	.364	1-5	.200	2-2	1.000	0	5	5	3.8	1	14	3	0	0	11	8.2
at Tulane	01/13/2021	*	38:23	7-17	.412	3-10	.300	5-5	1.000	1	2	3	3.7	0	7	3	0	6	22	9.5
Tulsa	02/13/2021	*	33:54	5-13	.385	3-6	.500	0-0	.000	0	4	4	3.8	3	7	2	1	6	13	9.8
Cincinnati	02/17/2021	*	45:00	5-15	.333	1-8	.125	0-0	.000	1	3	4	3.8	2	9	4	0	2	11	9.8
Tulane	02/20/2021	*	29:54	4-13	.308	1-5	.200	0-0	.000	0	1	1	3.6	3	4	3	0	2	9	9.8
at Temple	02/24/2021	*	40:00	1-7	.143	1-5	.200	6-6	1.000	0	3	3	3.5	0	6	3	0	0	9	9.7
Totals			15 526:40	50-148	.338	21-74	.284	25-33	.758	6	47	53	3.5	16	105	29	1	28	146	9.7

Player Averages

Games Played	Minutes/game	Points/game	FG Pct	3FG Pct	FT Pct	Rebounds/game	Assists/game	Turnovers/game	Assist/Turnover ratio	Steals/game	Blocks/game
15	35.1	9.7	33.8	28.4	75.8	3.5	7.0	1.9	3.6	1.9	0.1



2020-21 South Fla. Women's Basketball
Individual Game-by-Game
All games

Page 6/14
as of Feb 25, 2021

#5 TSINEKE, Elena

Opponent	Date	GS	MIN	Total		3-Pointers		Free throws		Rebounds				PF	A	T/O	BLK	STL	PTS	AVG
				FG-FGA	PCT	3FG-3FGA	PCT	FT-FTA	PCT	OFF	DEF	TOT	AVG							
Jacksonville	11/28/2020	*	21:40	2-10	.200	1-7	.143	0-0	.000	0	0	0	0.0	1	7	1	0	0	5	5.0
Baylor	12/01/2020	*	22:21	4-14	.286	1-8	.125	0-0	.000	3	3	6	3.0	2	4	4	0	0	9	7.0
Mississippi St.	12/05/2020	*	23:25	4-12	.333	1-5	.200	0-0	.000	2	1	3	3.0	3	0	1	0	0	9	7.7
Stetson	12/13/2020	*	22:24	5-10	.500	4-7	.571	2-2	1.000	1	3	4	3.3	1	1	1	2	1	16	9.8
at Memphis	12/16/2020	*	20:30	5-15	.333	1-7	.143	3-3	1.000	0	1	1	2.8	0	2	0	0	0	14	10.6
at Cincinnati	12/22/2020	*	14:37	3-5	.600	0-0	.000	1-2	.500	0	0	0	2.3	2	0	1	0	0	7	10.0
at Tulsa	12/30/2020		18:12	2-7	.286	2-4	.500	4-4	1.000	1	2	3	2.4	5	0	2	0	0	10	10.0
East Carolina	01/02/2021		18:15	2-8	.250	1-5	.200	2-2	1.000	0	0	0	2.1	2	1	2	0	0	7	9.6
Wichita St.	01/06/2021		26:05	11-16	.688	5-8	.625	4-5	.800	1	1	2	2.1	1	1	1	0	0	31	12.0
Houston	01/09/2021	*	19:27	4-11	.364	0-3	.000	4-4	1.000	0	0	0	1.9	3	4	5	0	2	12	12.0
at Tulane	01/13/2021	*	18:22	5-12	.417	0-3	.000	2-2	1.000	1	2	3	2.0	1	3	1	0	0	12	12.0
Tulane	02/20/2021		19:18	6-12	.500	1-4	.250	0-0	.000	1	0	1	1.9	1	2	1	0	1	13	12.1
at Temple	02/24/2021	*	22:48	3-14	.214	1-4	.250	2-3	.667	0	2	2	1.9	1	1	3	0	0	9	11.8
Totals		9	267:25	56-146	.384	18-65	.277	24-27	.889	10	15	25	1.9	23	26	23	2	4	154	11.8

Player Averages

Games Played	Minutes/game	Points/game	FG Pct	3FG Pct	FT Pct	Rebounds/game	Assists/game	Turnovers/game	Assist/Turnover ratio	Steals/game	Blocks/game
13	20.6	11.8	38.4	27.7	88.9	1.9	2.0	1.8	1.1	0.3	0.2



2020-21 South Fla. Women's Basketball
Individual Game-by-Game
All games

Page 7/14
as of Feb 25, 2021

#11 BLAGROVE, Jade

Opponent	Date	GS	MIN	Total		3-Pointers		Free throws		Rebounds										
				FG-FGA	PCT	3FG-3FGA	PCT	FT-FTA	PCT	OFF	DEF	TOT	AVG	PF	A	T/O	BLK	STL	PTS	AVG
Jacksonville	11/28/2020		01:55	0-0	.000	0-0	.000	0-0	.000	0	0	0	0.0	0	0	1	0	1	0	0.0
Stetson	12/13/2020		03:12	1-1	1.000	0-0	.000	3-4	.750	2	0	2	1.0	0	0	1	0	0	5	2.5
Wichita St.	01/06/2021		01:43	0-0	.000	0-0	.000	0-0	.000	0	0	0	0.7	1	1	0	0	0	0	1.7
Tulsa	02/13/2021		02:03	0-0	.000	0-0	.000	0-0	.000	0	1	1	0.8	0	0	1	0	0	0	1.3
Totals		0	08:53	1-1	1.000	0-0	.000	3-4	.750	2	1	3	0.8	1	1	3	0	1	5	1.3

Player Averages

Games Played	Minutes/game	Points/game	FG Pct	3FG Pct	FT Pct	Rebounds/game	Assists/game	Turnovers/game	Assist/Turnover ratio	Steals/game	Blocks/game
4	2.2	1.3	100.0	0.0	75.0	0.8	0.3	0.8	0.3	0.3	0.0



2020-21 South Fla. Women's Basketball
Individual Game-by-Game
All games

Page 8/14
as of Feb 25, 2021

#12 BERMEJO, Cristina

Opponent	Date	GS	MIN	Total		3-Pointers		Free throws		Rebounds				PF	A	T/O	BLK	STL	PTS	AVG
				FG-FGA	PCT	3FG-3FGA	PCT	FT-FTA	PCT	OFF	DEF	TOT	AVG							
Jacksonville	11/28/2020		16:14	0-3	.000	0-2	.000	0-0	.000	0	3	3	3.0	2	2	2	0	0	0	0.0
Baylor	12/01/2020		06:54	1-1	1.000	0-0	.000	0-0	.000	2	0	2	2.5	2	0	0	0	0	2	1.0
Mississippi St.	12/05/2020		07:55	1-3	.333	0-1	.000	2-2	1.000	0	3	3	2.7	2	0	0	0	1	4	2.0
Stetson	12/13/2020		14:22	3-7	.429	0-0	.000	4-4	1.000	2	1	3	2.8	0	2	1	0	0	10	4.0
at Memphis	12/16/2020		05:13	0-0	.000	0-0	.000	0-0	.000	0	2	2	2.6	0	0	0	0	0	0	3.2
at Cincinnati	12/22/2020		04:32	0-0	.000	0-0	.000	0-0	.000	1	0	1	2.3	2	1	0	0	0	0	2.7
at Tulsa	12/30/2020	*	18:29	0-2	.000	0-1	.000	0-0	.000	1	4	5	2.7	0	0	1	2	0	0	2.3
East Carolina	01/02/2021		04:08	0-1	.000	0-1	.000	0-0	.000	0	2	2	2.6	2	0	0	0	0	0	2.0
Wichita St.	01/06/2021		09:51	0-1	.000	0-0	.000	0-0	.000	0	1	1	2.4	0	0	0	0	0	0	1.8
Houston	01/09/2021		06:38	0-2	.000	0-0	.000	0-0	.000	0	1	1	2.3	0	0	1	0	0	0	1.6
at Tulane	01/13/2021		07:26	0-0	.000	0-0	.000	0-0	.000	0	1	1	2.2	0	0	1	0	0	0	1.5
Cincinnati	02/17/2021		05:03	0-0	.000	0-0	.000	0-0	.000	0	0	0	2.0	0	0	0	0	0	0	1.3
Tulane	02/20/2021		05:54	0-0	.000	0-0	.000	2-2	1.000	1	0	1	1.9	0	0	0	0	1	2	1.4
at Temple	02/24/2021		06:52	0-0	.000	0-0	.000	0-0	.000	0	2	2	1.9	0	1	1	0	0	0	1.3
Totals		1	119:31	5-20	.250	0-5	.000	8-8	1.000	7	20	27	1.9	10	6	7	2	2	18	1.3

Player Averages

Games Played	Minutes/game	Points/game	FG Pct	3FG Pct	FT Pct	Rebounds/game	Assists/game	Turnovers/game	Assist/Turnover ratio	Steals/game	Blocks/game
14	8.5	1.3	25.0	0.0	100.0	1.9	0.4	0.5	0.9	0.1	0.1



2020-21 South Fla. Women's Basketball
Individual Game-by-Game
All games

Page 9/14
as of Feb 25, 2021

#13 GUERREIRO, Sara

Opponent	Date	GS	MIN	Total		3-Pointers		Free throws		Rebounds				PF	A	T/O	BLK	STL	PTS	AVG
				FG-FGA	PCT	3FG-3FGA	PCT	FT-FTA	PCT	OFF	DEF	TOT	AVG							
Jacksonville	11/28/2020		12:09	3-5	.600	0-0	.000	0-0	.000	2	1	3	3.0	0	1	1	0	0	6	6.0
Baylor	12/01/2020		01:39	0-0	.000	0-0	.000	0-0	.000	0	0	0	1.5	0	0	0	0	0	0	3.0
Mississippi St.	12/05/2020		00:13	0-0	.000	0-0	.000	0-0	.000	0	0	0	1.0	0	0	0	0	0	0	2.0
Stetson	12/13/2020		10:54	1-6	.167	0-3	.000	0-0	.000	1	0	1	1.0	0	0	1	0	0	2	2.0
Wichita St.	01/06/2021		02:36	0-0	.000	0-0	.000	0-0	.000	1	0	1	1.0	0	0	1	0	0	0	1.6
Houston	01/09/2021		02:12	1-1	1.000	0-0	.000	0-2	.000	1	1	2	1.2	0	0	0	0	0	2	1.7
Tulsa	02/13/2021		14:47	0-3	.000	0-1	.000	0-0	.000	0	1	1	1.1	0	1	1	0	1	0	1.4
Cincinnati	02/17/2021		02:15	0-2	.000	0-1	.000	0-0	.000	0	0	0	1.0	0	0	0	0	0	0	1.3
Totals		0	46:44	5-17	.294	0-5	.000	0-2	.000	5	3	8	1.0	0	2	4	0	1	10	1.3

Player Averages

Games Played	Minutes/ game	Points/ game	FG Pct	3FG Pct	FT Pct	Rebounds/ game	Assists/ game	Turnovers/ game	Assist/Turnover ratio	Steals/ game	Blocks/ game
8	5.8	1.3	29.4	0.0	0.0	1.0	0.3	0.5	0.5	0.1	0.0



**2020-21 South Fla. Women's Basketball
Individual Game-by-Game
All games**

Page 10/14
as of Feb 25, 2021

#20 MUNUNGA, Bethy

Opponent	Date	GS	MIN	Total		3-Pointers		Free throws		Rebounds				PF	A	T/O	BLK	STL	PTS	AVG
				FG-FGA	PCT	3FG-3FGA	PCT	FT-FTA	PCT	OFF	DEF	TOT	AVG							
Jacksonville	11/28/2020	*	24:57	2-4	.500	0-0	.000	1-2	.500	5	6	11	11.0	4	2	1	2	0	5	5.0
Baylor	12/01/2020	*	33:06	5-5	1.000	3-3	1.000	0-0	.000	2	8	10	10.5	5	0	1	0	0	13	9.0
Mississippi St.	12/05/2020	*	40:45	2-10	.200	0-2	.000	4-5	.800	6	6	12	11.0	3	1	1	1	1	8	8.7
Stetson	12/13/2020	*	22:26	4-8	.500	0-0	.000	3-4	.750	2	9	11	11.0	1	4	1	0	1	11	9.3
at Memphis	12/16/2020	*	31:15	1-5	.200	0-0	.000	0-2	.000	7	3	10	10.8	3	1	3	0	2	2	7.8
at Cincinnati	12/22/2020	*	34:15	3-5	.600	0-0	.000	7-10	.700	2	12	14	11.3	4	2	4	2	0	13	8.7
at Tulsa	12/30/2020	*	18:21	5-7	.714	0-1	.000	1-3	.333	0	7	7	10.7	2	1	1	1	0	11	9.0
East Carolina	01/02/2021	*	36:25	7-11	.636	0-1	.000	9-12	.750	6	15	21	12.0	3	1	4	1	3	23	10.8
Wichita St.	01/06/2021	*	28:26	2-4	.500	0-0	.000	1-2	.500	3	5	8	11.6	4	0	3	2	4	5	10.1
Houston	01/09/2021	*	33:30	5-6	.833	0-0	.000	2-2	1.000	3	11	14	11.8	2	1	4	1	3	12	10.3
at Tulane	01/13/2021	*	32:34	3-6	.500	0-1	.000	3-4	.750	2	7	9	11.5	3	1	1	2	3	9	10.2
Tulsa	02/13/2021	*	30:20	7-11	.636	1-2	.500	4-5	.800	4	11	15	11.8	4	0	4	1	0	19	10.9
Cincinnati	02/17/2021	*	45:00	6-15	.400	0-2	.000	7-10	.700	7	7	14	12.0	3	1	1	2	0	19	11.5
Tulane	02/20/2021	*	32:22	3-10	.300	1-3	.333	10-14	.714	8	9	17	12.4	5	3	0	0	5	17	11.9
at Temple	02/24/2021	*	29:07	4-13	.308	0-1	.000	2-2	1.000	6	14	20	12.9	4	1	0	1	0	10	11.8
Totals		15	472:48	59-120	.492	5-16	.313	54-77	.701	63	130	193	12.9	50	19	29	16	22	177	11.8

Player Averages

Games Played	Minutes/game	Points/game	FG Pct	3FG Pct	FT Pct	Rebounds/game	Assists/game	Turnovers/game	Assist/Turnover ratio	Steals/game	Blocks/game
15	31.5	11.8	49.2	31.3	70.1	12.9	1.3	1.9	0.7	1.5	1.1



**2020-21 South Fla. Women's Basketball
Individual Game-by-Game
All games**

Page 11/14
as of Feb 25, 2021

#21 LEVERETT, Shae

Opponent	Date	GS	MIN	Total		3-Pointers		Free throws		Rebounds				PF	A	T/O	BLK	STL	PTS	AVG
				FG-FGA	PCT	3FG-3FGA	PCT	FT-FTA	PCT	OFF	DEF	TOT	AVG							
Jacksonville	11/28/2020	*	12:03	1-3	.333	0-0	.000	5-6	.833	5	4	9	9.0	4	1	0	0	0	7	7.0
Baylor	12/01/2020	*	32:44	1-3	.333	0-0	.000	1-2	.500	1	2	3	6.0	3	0	0	0	1	3	5.0
Mississippi St.	12/05/2020	*	43:50	3-3	1.000	0-0	.000	0-2	.000	6	2	8	6.7	3	1	2	2	2	6	5.3
Stetson	12/13/2020	*	20:25	5-7	.714	0-0	.000	2-6	.333	3	1	4	6.0	3	0	0	0	0	12	7.0
at Memphis	12/16/2020	*	24:44	3-7	.429	0-0	.000	1-2	.500	5	1	6	6.0	3	0	1	4	0	7	7.0
at Cincinnati	12/22/2020	*	22:39	1-2	.500	0-0	.000	2-4	.500	3	3	6	6.0	5	0	1	1	0	4	6.5
at Tulsa	12/30/2020		24:13	1-2	.500	0-0	.000	0-4	.000	5	3	8	6.3	2	0	0	0	0	2	5.9
East Carolina	01/02/2021	*	21:17	2-3	.667	0-0	.000	3-6	.500	5	2	7	6.4	4	0	2	2	0	7	6.0
Wichita St.	01/06/2021	*	22:50	1-2	.500	0-0	.000	0-0	.000	2	3	5	6.2	3	2	1	0	1	2	5.6
Houston	01/09/2021	*	26:23	2-2	1.000	0-0	.000	0-2	.000	6	3	9	6.5	4	0	4	2	4	4	5.4
at Tulane	01/13/2021	*	31:05	1-2	.500	0-0	.000	0-0	.000	3	4	7	6.5	2	1	1	1	1	2	5.1
Tulsa	02/13/2021	*	21:11	2-3	.667	0-0	.000	0-2	.000	2	4	6	6.5	4	1	0	0	1	4	5.0
Cincinnati	02/17/2021	*	43:07	1-3	.333	0-0	.000	5-8	.625	3	5	8	6.6	4	1	1	2	4	7	5.2
Tulane	02/20/2021	*	37:38	5-6	.833	0-0	.000	0-0	.000	5	4	9	6.8	3	1	0	1	0	10	5.5
at Temple	02/24/2021	*	34:51	3-4	.750	0-0	.000	3-5	.600	4	5	9	6.9	4	1	0	1	1	9	5.7
Totals		14	418:59	32-52	.615	0-0	.000	22-49	.449	58	46	104	6.9	51	9	13	16	15	86	5.7

Player Averages

Games Played	Minutes/game	Points/game	FG Pct	3FG Pct	FT Pct	Rebounds/game	Assists/game	Turnovers/game	Assist/Turnover ratio	Steals/game	Blocks/game
15	27.9	5.7	61.5	0.0	44.9	6.9	0.6	0.9	0.7	1.0	1.1



2020-21 South Fla. Women's Basketball
Individual Game-by-Game
All games

Page 12/14
as of Feb 25, 2021

#22 BRABENCOVA, Kristyna

Opponent	Date	GS	MIN	Total		3-Pointers		Free throws		Rebounds				PF	A	T/O	BLK	STL	PTS	AVG
				FG-FGA	PCT	3FG-3FGA	PCT	FT-FTA	PCT	OFF	DEF	TOT	AVG							
Jacksonville	11/28/2020		23:17	7-16	.438	4-8	.500	0-0	.000	1	2	3	3.0	1	3	0	1	1	18	18.0
Baylor	12/01/2020		13:05	0-3	.000	0-1	.000	2-2	1.000	0	0	0	1.5	2	1	5	1	0	2	10.0
Mississippi St.	12/05/2020		10:36	3-10	.300	1-4	.250	2-2	1.000	0	2	2	1.7	5	1	1	0	0	9	9.7
Stetson	12/13/2020		14:25	2-10	.200	1-4	.250	0-0	.000	3	5	8	3.3	1	1	2	0	0	5	8.5
at Memphis	12/16/2020		14:28	0-4	.000	0-2	.000	0-0	.000	0	0	0	2.6	0	0	0	0	1	0	6.8
at Cincinnati	12/22/2020		17:46	3-8	.375	1-2	.500	3-4	.750	3	3	6	3.2	1	0	1	0	0	10	7.3
at Tulsa	12/30/2020		19:18	2-9	.222	0-2	.000	1-1	1.000	1	4	5	3.4	1	0	1	1	0	5	7.0
East Carolina	01/02/2021	*	22:34	1-6	.167	1-3	.333	0-0	.000	0	3	3	3.4	2	3	2	0	1	3	6.5
Wichita St.	01/06/2021		21:38	3-8	.375	2-5	.400	2-2	1.000	1	3	4	3.4	3	2	0	1	0	10	6.9
Houston	01/09/2021		11:29	0-3	.000	0-1	.000	0-0	.000	0	0	0	3.1	2	0	1	1	0	0	6.2
at Tulane	01/13/2021		11:11	1-2	.500	1-2	.500	0-0	.000	1	4	5	3.3	3	0	0	0	0	3	5.9
Cincinnati	02/17/2021		16:29	1-4	.250	0-2	.000	0-0	.000	1	5	6	3.5	1	0	0	1	0	2	5.6
Tulane	02/20/2021	*	30:29	3-12	.250	2-6	.333	0-0	.000	2	3	5	3.6	3	3	0	1	2	8	5.8
at Temple	02/24/2021		16:06	2-3	.667	0-1	.000	0-0	.000	0	0	0	3.4	1	0	1	0	0	4	5.6
Totals		2	242:50	28-98	.286	13-43	.302	10-11	.909	13	34	47	3.4	26	14	14	7	5	79	5.6

Player Averages

Games Played	Minutes/game	Points/game	FG Pct	3FG Pct	FT Pct	Rebounds/game	Assists/game	Turnovers/game	Assist/Turnover ratio	Steals/game	Blocks/game
14	17.3	5.6	28.6	30.2	90.9	3.4	1.0	1.0	1.0	0.4	0.5



2020-21 South Fla. Women's Basketball
Individual Game-by-Game
All games

Page 13/14
as of Feb 25, 2021

#24 RODRIGUEZ, Angelee

Opponent	Date	GS	MIN	Total		3-Pointers		Free throws		Rebounds											
				FG-FGA	PCT	3FG-3FGA	PCT	FT-FTA	PCT	OFF	DEF	TOT	AVG	PF	A	T/O	BLK	STL	PTS	AVG	
Jacksonville	11/28/2020		01:55	0-0	.000	0-0	.000	0-0	.000	0	1	1	1.0	0	0	0	0	0	0	0.0	
Stetson	12/13/2020		04:38	1-4	.250	0-0	.000	0-0	.000	0	2	2	1.5	0	0	0	0	0	2	1.0	
Wichita St.	01/06/2021		01:43	0-0	.000	0-0	.000	0-0	.000	0	0	0	1.0	1	0	0	0	0	0	0.7	
Tulsa	02/13/2021		05:11	1-1	1.000	0-0	.000	1-1	1.000	0	2	2	1.3	0	0	0	0	0	3	1.3	
Totals		0	13:27	2-5	.400	0-0	.000	1-1	1.000	0	5	5	1.3	1	0	0	0	0	5	1.3	

Player Averages

Games Played	Minutes/game	Points/game	FG Pct	3FG Pct	FT Pct	Rebounds/game	Assists/game	Turnovers/game	Assist/Turnover ratio	Steals/game	Blocks/game
4	3.4	1.3	40.0	0.0	100.0	1.3	0.0	0.0	0.0	0.0	0.0



2020-21 South Fla. Women's Basketball
Individual Game-by-Game
All games

Page 14/14
as of Feb 25, 2021

#31 JORDAO, Beatriz

Opponent	Date	GS	MIN	Total		3-Pointers		Free throws		Rebounds				PF	A	T/O	BLK	STL	PTS	AVG
				FG-FGA	PCT	3FG-3FGA	PCT	FT-FTA	PCT	OFF	DEF	TOT	AVG							
Jacksonville	11/28/2020		26:02	6-7	.857	0-0	.000	0-0	.000	2	12	14	14.0	0	1	0	4	0	12	12.0
Baylor	12/01/2020		07:16	1-3	.333	0-0	.000	0-0	.000	0	0	0	7.0	1	0	0	0	1	2	7.0
Stetson	12/13/2020		14:57	1-4	.250	0-0	.000	1-2	.500	4	6	10	8.0	2	3	4	2	0	3	5.7
at Memphis	12/16/2020		20:03	5-8	.625	0-0	.000	0-0	.000	2	4	6	7.5	4	1	0	2	0	10	6.8
at Cincinnati	12/22/2020		13:29	1-1	1.000	0-0	.000	0-0	.000	0	2	2	6.4	0	1	1	1	0	2	5.8
at Tulsa	12/30/2020	*	12:31	3-6	.500	0-0	.000	0-0	.000	0	6	6	6.3	0	0	1	1	0	6	5.8
East Carolina	01/02/2021		14:34	3-4	.750	0-0	.000	2-2	1.000	0	3	3	5.9	1	1	0	0	0	8	6.1
Wichita St.	01/06/2021		08:27	0-3	.000	0-0	.000	0-0	.000	0	2	2	5.4	1	0	1	1	0	0	5.4
Houston	01/09/2021		11:25	2-5	.400	0-0	.000	0-0	.000	1	3	4	5.2	2	2	0	0	2	4	5.2
at Tulane	01/13/2021		06:12	1-2	.500	0-0	.000	0-0	.000	1	2	3	5.0	2	0	0	1	0	2	4.9
Tulsa	02/13/2021		13:14	1-1	1.000	0-0	.000	0-0	.000	0	2	2	4.7	0	1	0	1	1	2	4.6
Cincinnati	02/17/2021		01:53	0-0	.000	0-0	.000	0-0	.000	0	0	0	4.3	0	0	0	0	0	0	4.3
Tulane	02/20/2021		02:22	0-0	.000	0-0	.000	0-2	.000	0	1	1	4.1	1	0	0	0	0	0	3.9
at Temple	02/24/2021		05:26	0-0	.000	0-0	.000	0-0	.000	1	0	1	3.9	0	0	0	0	0	0	3.6
Totals		1	157:51	24-44	.545	0-0	.000	3-6	.500	11	43	54	3.9	14	10	7	13	4	51	3.6

Player Averages

Games Played	Minutes/game	Points/game	FG Pct	3FG Pct	FT Pct	Rebounds/game	Assists/game	Turnovers/game	Assist/Turnover ratio	Steals/game	Blocks/game
14	11.3	3.6	54.5	0.0	50.0	3.9	0.7	0.5	1.4	0.3	0.9



2020-21 South Fla. Women's Basketball
Player Highs Analysis
All games

Page 1/2
as of Feb 25, 2021

South Fla. - Individual Game Highs

POINTS	31		Elena Tsineke vs Wichita St. (01/06/2021)
	23		Sydni Harvey vs Cincinnati (02/17/2021)
	23		Maria Alvarez vs Houston (01/09/2021)
	23		Bethy Mununga vs East Carolina (01/02/2021)
	22		Elisa Pinzan at Tulane (01/13/2021)
FIELD GOALS MADE	11		Elena Tsineke vs Wichita St. (01/06/2021)
	7		Bethy Mununga vs Tulsa (02/13/2021)
	7		Elisa Pinzan at Tulane (01/13/2021)
	7		Maria Alvarez vs Houston (01/09/2021)
	7		Bethy Mununga vs East Carolina (01/02/2021)
	7		Sydni Harvey at Cincinnati (12/22/2020)
	7		Kristyna Brabencova vs Jacksonville (11/28/2020)
FIELD GOAL ATTEMPTS	17		Elisa Pinzan at Tulane (01/13/2021)
	16		Elena Tsineke vs Wichita St. (01/06/2021)
	16		Kristyna Brabencova vs Jacksonville (11/28/2020)
FIELD GOAL PERCENTAGE (min 5 made)	1.000	(5-5)	Bethy Mununga vs Baylor (12/01/2020)
	.857	(6-7)	Beatriz Jordao vs Jacksonville (11/28/2020)
3 PT FG MADE	6		Maria Alvarez vs Houston (01/09/2021)
	5		Elena Tsineke vs Wichita St. (01/06/2021)
	5		Sydni Harvey at Cincinnati (12/22/2020)
3 PT FG ATTEMPTS	12		Maria Alvarez at Tulane (01/13/2021)
	11		Sydni Harvey at Cincinnati (12/22/2020)
3 PT FG PERCENTAGE (min 2 made)	1.000	(3-3)	Bethy Mununga vs Baylor (12/01/2020)
	.750	(6-8)	Maria Alvarez vs Houston (01/09/2021)
FREE THROWS MADE	10		Bethy Mununga vs Tulane (02/20/2021)
	9		Bethy Mununga vs East Carolina (01/02/2021)
FREE THROW ATTEMPTS	14		Bethy Mununga vs Tulane (02/20/2021)
	12		Bethy Mununga vs East Carolina (01/02/2021)
FREE THROW PERCENTAGE (min 3 made)	1.000	(6-6)	Elisa Pinzan at Temple (02/24/2021)
	1.000	(5-5)	Sydni Harvey at Temple (02/24/2021)
	1.000	(5-5)	Elisa Pinzan at Tulane (01/13/2021)
	1.000	(4-4)	Elena Tsineke vs Houston (01/09/2021)
	1.000	(4-4)	Maria Alvarez vs East Carolina (01/02/2021)
	1.000	(4-4)	Elena Tsineke at Tulsa (12/30/2020)
	1.000	(4-4)	Cristina Bermejo vs Stetson (12/13/2020)
	1.000	(4-4)	Maria Alvarez vs Baylor (12/01/2020)
	1.000	(3-3)	Maria Alvarez vs Houston (01/09/2021)
	1.000	(3-3)	Elena Tsineke at Memphis (12/16/2020)
REBOUNDS	21		Bethy Mununga vs East Carolina (01/02/2021)
	20		Bethy Mununga at Temple (02/24/2021)
ASSISTS	14		Elisa Pinzan vs Houston (01/09/2021)
	11		Elisa Pinzan at Cincinnati (12/22/2020)
STEALS	6		Elisa Pinzan vs Tulsa (02/13/2021)
	6		Elisa Pinzan at Tulane (01/13/2021)
BLOCKED SHOTS	4		Shae Leverett at Memphis (12/16/2020)
	4		Beatriz Jordao vs Jacksonville (11/28/2020)
TURNOVERS	5		Elena Tsineke vs Houston (01/09/2021)
	5		Kristyna Brabencova vs Baylor (12/01/2020)
FOULS	5		Bethy Mununga vs Tulane (02/20/2021)
	5		Elena Tsineke at Tulsa (12/30/2020)
	5		Shae Leverett at Cincinnati (12/22/2020)
	5		Maria Alvarez vs Mississippi St. (12/05/2020)
	5		Kristyna Brabencova vs Mississippi St. (12/05/2020)
	5		Bethy Mununga vs Baylor (12/01/2020)



2020-21 South Fla. Women's Basketball
Player Highs Analysis
All games

Page 2/2
as of Feb 25, 2021

Opponent - Individual Game Highs

POINTS	32		Ilmar'I Thomas at Cincinnati (12/22/2020)
	29		Jerkaila Jordan vs Tulane (02/20/2021)
	25		Queen Egbo vs Baylor (12/01/2020)
	23		Mia Davis at Temple (02/24/2021)
	23		Ilmar'I Thomas vs Cincinnati (02/17/2021)
FIELD GOALS MADE	13		Ilmar'I Thomas at Cincinnati (12/22/2020)
	11		Jerkaila Jordan vs Tulane (02/20/2021)
FIELD GOAL ATTEMPTS	21		Mia Davis at Temple (02/24/2021)
	21		Jasha Clinton at Temple (02/24/2021)
	21		Jerkaila Jordan vs Tulane (02/20/2021)
FIELD GOAL PERCENTAGE (min 5 made)	.857	(6-7)	Arame Niang at Cincinnati (12/22/2020)
	.700	(7-10)	Alana Davis at Memphis (12/16/2020)
3 PT FG MADE	4		Jasha Clinton at Temple (02/24/2021)
	3		Miya Crump vs Houston (01/09/2021)
	3		Asia Strong vs Wichita St. (01/06/2021)
	3		Madi Washington at Tulsa (12/30/2020)
3 PT FG ATTEMPTS	11		Jasha Clinton at Temple (02/24/2021)
	11		Caitlyn Wilson vs Cincinnati (02/17/2021)
3 PT FG PERCENTAGE (min 2 made)	.667	(2-3)	Shekinah Rachel vs Jacksonville (11/28/2020)
	.600	(3-5)	Asia Strong vs Wichita St. (01/06/2021)
	.600	(3-5)	Madi Washington at Tulsa (12/30/2020)
FREE THROWS MADE	12		Arsula Clark vs Tulane (02/20/2021)
	8		Aliyah Matharu vs Mississippi St. (12/05/2020)
FREE THROW ATTEMPTS	12		Arsula Clark vs Tulane (02/20/2021)
	10		Mia Davis at Temple (02/24/2021)
	10		Ilmar'I Thomas at Cincinnati (12/22/2020)
FREE THROW PERCENTAGE (min 3 made)	1.000	(12-12)	Arsula Clark vs Tulane (02/20/2021)
	1.000	(6-6)	Caitlyn Wilson vs Cincinnati (02/17/2021)
	1.000	(4-4)	Dynah Jones vs Tulane (02/20/2021)
	1.000	(4-4)	Coriah Beck at Memphis (12/16/2020)
	1.000	(4-4)	NaLyssa Smith vs Baylor (12/01/2020)
REBOUNDS	14		Dulcy Mendjiadeu Fankam at Memphis (12/16/2020)
	11		Jessika Evans vs Tulsa (02/13/2021)
	11		Queen Egbo vs Baylor (12/01/2020)
ASSISTS	7		Ilmar'I Thomas vs Cincinnati (02/17/2021)
	7		Aerial Wilson at Memphis (12/16/2020)
	7		DiDi Richards vs Baylor (12/01/2020)
STEALS	4		Julia Blackshell-Fair vs Houston (01/09/2021)
	4		Dymond Gladney vs Houston (01/09/2021)
	4		Lashonda Monk vs East Carolina (01/02/2021)
	4		Ilmar'I Thomas at Cincinnati (12/22/2020)
BLOCKED SHOTS	3		Mia Heide at Tulane (01/13/2021)
	3		Queen Egbo vs Baylor (12/01/2020)
TURNOVERS	9		Rickey Jackson vs Mississippi St. (12/05/2020)
	7		Jillian Hayes vs Cincinnati (02/17/2021)
FOULS	5		Arame Niang vs Cincinnati (02/17/2021)
	5		Jillian Hayes vs Cincinnati (02/17/2021)
	5		Arame Niang at Cincinnati (12/22/2020)
	5		Destiny Haymer at Cincinnati (12/22/2020)
	5		Madison Griggs at Memphis (12/16/2020)
	5		Dulcy Mendjiadeu Fankam at Memphis (12/16/2020)
	5		Shania Edgecombe vs Stetson (12/13/2020)
	5		Jessika Carter vs Mississippi St. (12/05/2020)



2020-21 South Fla. Women's Basketball
Individual Career Summaries
All games

Page 1/7
as of Feb 25, 2021

ALVAREZ, Maria

				Field Goals		3-Point		F-Throws		Rebounds									Scoring	
SEASON	TEAM	GP-GS	MIN/AVG	FG-FGA	FG%	3FG-FGA	3FG%	FT-FTA	FT%	OFF	DEF	TOT	AVG	PF-FO	AST	TO	BLK	STL	PTS	AVG
2019-20	USF	15-8	410/27.3	44-131	.336	34-108	.315	10-20	.500	7	37	44	2.9	26-1	49	25	0	15	132	8.8
2020-21	USF	13-1	221/17.0	33-87	.379	29-74	.392	15-19	.789	6	21	27	2.1	19-1	14	18	0	8	110	8.5
TOTAL		28-9	631/22.5	77-218	.353	63-182	.346	25-39	.641	13	58	71	2.5	45-2	63	43	0	23	242	8.6

Single Game Highs

Statistic	Value	
Points	23	vs Houston 01/09/21
Rebounds	6	vs Mississippi St. 12/19/19, at UNLV 12/21/19
Assists	6	vs FGCU 11/29/19, vs Mississippi St. 12/19/19
Steals	3	at Tulane 01/13/21
FG Made	7	vs VCU 11/15/19, vs Houston 01/09/21
FG Attempts	14	vs Notre Dame 11/30/19
3FG Made	6	vs Alabama St. 12/06/19, vs Houston 01/09/21
3FG Attempts	13	vs Notre Dame 11/30/19
FT Made	4	vs Baylor 12/01/20, vs East Carolina 01/02/21
FT Attempts	4	5 times

BERMEJO, Cristina

				Field Goals		3-Point		F-Throws		Rebounds									Scoring	
SEASON	TEAM	GP-GS	MIN/AVG	FG-FGA	FG%	3FG-FGA	3FG%	FT-FTA	FT%	OFF	DEF	TOT	AVG	PF-FO	AST	TO	BLK	STL	PTS	AVG
2019-20	USF	24-1	241/10.0	17-52	.327	6-22	.273	10-16	.625	13	33	46	1.9	29-0	18	29	5	14	50	2.1
2020-21	USF	14-1	120/8.5	5-20	.250	0-5	.000	8-8	1.000	7	20	27	1.9	10-0	6	7	2	2	18	1.3
TOTAL		38-2	360/9.5	22-72	.306	6-27	.222	18-24	.750	20	53	73	1.9	39-0	24	36	7	16	68	1.8

Single Game Highs

Statistic	Value	
Points	10	vs Idaho 12/15/19, vs Stetson 12/13/20
Rebounds	5	4 times
Assists	5	at Memphis 02/22/20
Steals	2	at Memphis 02/22/20, at Tulane 02/13/20, vs Saint Francis (PA) 11/24/19
Blocks	2	vs Jacksonville 11/05/19, vs Alabama St. 12/06/19, at Tulsa 12/30/20
FG Made	4	vs SMU 02/29/20, vs Idaho 12/15/19
FG Attempts	9	vs Idaho 12/15/19
3FG Made	2	vs Idaho 12/15/19
3FG Attempts	5	vs Idaho 12/15/19
FT Made	4	vs Stetson 12/13/20
FT Attempts	4	vs Stetson 12/13/20



**2020-21 South Fla. Women's Basketball
Individual Career Summaries
All games**

Page 2/7
as of Feb 25, 2021

BLAGROVE, Jade

				Field Goals		3-Point		F-Throws		Rebounds									Scoring	
SEASON	TEAM	GP-GS	MIN/AVG	FG-FGA	FG%	3FG-FGA	3FG%	FT-FTA	FT%	OFF	DEF	TOT	AVG	PF-FO	AST	TO	BLK	STL	PTS	AVG
2020-21	USF	4-0	9/2.2	1-1	1.000	0-0	.000	3-4	.750	2	1	3	0.8	1-0	1	3	0	1	5	1.3
TOTAL		4-0	9/2.2	1-1	1.000	0-0	.000	3-4	.750	2	1	3	0.8	1-0	1	3	0	1	5	1.3

Single Game Highs

Statistic	Value	
Points	5	vs Stetson 12/13/20
Rebounds	2	vs Stetson 12/13/20
Assists	1	vs Wichita St. 01/06/21
Steals	1	vs Jacksonville 11/28/20
FG Made	1	vs Stetson 12/13/20
FG Attempts	1	vs Stetson 12/13/20
FT Made	3	vs Stetson 12/13/20
FT Attempts	4	vs Stetson 12/13/20

BRABENCOVA, Kristyna

				Field Goals		3-Point		F-Throws		Rebounds										Scoring	
SEASON	TEAM	GP-GS	MIN/AVG	FG-FGA	FG%	3FG-FGA	3FG%	FT-FTA	FT%	OFF	DEF	TOT	AVG	PF-FO	AST	TO	BLK	STL	PTS	AVG	
2019-20	USF	25-14	600/24.0	66-216	.306	25-96	.260	19-30	.633	31	55	86	3.4	64-1	43	49	19	16	176	7.0	
2020-21	USF	14-2	243/17.3	28-98	.286	13-43	.302	10-11	.909	13	34	47	3.4	26-1	14	14	7	5	79	5.6	
TOTAL		39-16	843/21.6	94-314	.299	38-139	.273	29-41	.707	44	89	133	3.4	90-2	57	63	26	21	255	6.5	

Single Game Highs

Statistic	Value	
Points	18	vs Jacksonville 11/28/20
Rebounds	11	vs Idaho 12/15/19
Assists	7	vs Cincinnati 01/05/20
Steals	3	vs VCU 11/15/19, at Tulsa 01/12/20
Blocks	3	vs Mississippi St. 12/19/19, vs Brown 12/30/19
FG Made	7	vs Brown 12/30/19, vs Jacksonville 11/28/20
FG Attempts	16	vs Mississippi St. 12/19/19, vs Cincinnati 01/05/20, vs Jacksonville 11/28/20
3FG Made	4	vs Alabama St. 12/06/19, vs Jacksonville 11/28/20
3FG Attempts	9	vs Alabama St. 12/06/19
FT Made	5	vs Howard 11/12/19
FT Attempts	6	vs Howard 11/12/19



**2020-21 South Fla. Women's Basketball
Individual Career Summaries
All games**

Page 3/7
as of Feb 25, 2021

GUERREIRO, Sara

				Field Goals		3-Point		F-Throws		Rebounds									Scoring	
SEASON	TEAM	GP-GS	MIN/AVG	FG-FGA	FG%	3FG-FGA	3FG%	FT-FTA	FT%	OFF	DEF	TOT	AVG	PF-FO	AST	TO	BLK	STL	PTS	AVG
2020-21	USF	8-0	47/5.8	5-17	.294	0-5	.000	0-2	.000	5	3	8	1.0	0-0	2	4	0	1	10	1.3
TOTAL		8-0	47/5.8	5-17	.294	0-5	.000	0-2	.000	5	3	8	1.0	0-0	2	4	0	1	10	1.3

Single Game Highs

Statistic	Value	
Points	6	vs Jacksonville 11/28/20
Rebounds	3	vs Jacksonville 11/28/20
Assists	1	vs Jacksonville 11/28/20, vs Tulsa 02/13/21
Steals	1	vs Tulsa 02/13/21
FG Made	3	vs Jacksonville 11/28/20
FG Attempts	6	vs Stetson 12/13/20
3FG Attempts	3	vs Stetson 12/13/20
FT Attempts	2	vs Houston 01/09/21

HARVEY, Sydni

				Field Goals		3-Point		F-Throws		Rebounds									Scoring	
SEASON	TEAM	GP-GS	MIN/AVG	FG-FGA	FG%	3FG-FGA	3FG%	FT-FTA	FT%	OFF	DEF	TOT	AVG	PF-FO	AST	TO	BLK	STL	PTS	AVG
2018-19	USF	32-24	964/30.1	120-371	.323	45-131	.344	90-107	.841	30	53	83	2.6	72-4	82	93	2	21	375	11.7
2019-20	USF	22-16	582/26.5	73-205	.356	39-97	.402	74-88	.841	11	23	34	1.5	40-1	30	44	4	20	259	11.8
2020-21	USF	15-15	397/26.5	50-145	.345	28-82	.341	49-65	.754	18	19	37	2.5	21-0	28	21	2	12	177	11.8
TOTAL		69-55	1943/28.2	243-721	.337	112-310	.361	213-260	.819	59	95	154	2.2	133-5	140	158	8	53	811	11.8

Single Game Highs

Statistic	Value	
Points	28	vs Tulane 03/07/20
Rebounds	7	vs Memphis 01/23/19
Assists	7	vs Tulsa 02/13/21
Steals	2	14 times
Blocks	1	8 times
FG Made	9	vs Tulane 01/19/19
FG Attempts	21	vs Oklahoma 11/18/18
3FG Made	7	vs Temple 02/09/20
3FG Attempts	11	at Cincinnati 12/22/20
FT Made	10	vs Tulane 03/07/20
FT Attempts	12	vs Tulane 03/07/20



2020-21 South Fla. Women's Basketball
Individual Career Summaries
All games

Page 4/7
as of Feb 25, 2021

JORDAO, Beatriz

				Field Goals		3-Point		F-Throws		Rebounds									Scoring	
SEASON	TEAM	GP-GS	MIN/AVG	FG-FGA	FG%	3FG-FGA	3FG%	FT-FTA	FT%	OFF	DEF	TOT	AVG	PF-FO	AST	TO	BLK	STL	PTS	AVG
2018-19	USF	12-12	248/20.7	59-91	.648	0-0	.000	17-26	.654	21	47	68	5.7	31-0	5	20	23	5	135	11.3
2019-20	USF	30-10	334/11.1	36-98	.367	0-1	.000	16-24	.667	31	57	88	2.9	35-0	13	28	17	7	88	2.9
2020-21	USF	14-1	158/11.3	24-44	.545	0-0	.000	3-6	.500	11	43	54	3.9	14-0	10	7	13	4	51	3.6
TOTAL		56-23	741/13.2	119-233	.511	0-1	.000	36-56	.643	63	147	210	3.8	80-0	28	55	53	16	274	4.9

Single Game Highs

Statistic	Value	
Points	18	vs North Carolina 11/23/18
Rebounds	14	vs Jacksonville 11/28/20
Assists	3	vs Stetson 12/13/20
Steals	2	at Memphis 02/22/20, vs Houston 01/09/21
Blocks	4	4 times
FG Made	8	at Ohio St. 11/06/18, vs North Carolina 11/23/18, vs New Hampshire 11/30/18
FG Attempts	11	vs New Hampshire 11/30/18
3FG Attempts	1	at Memphis 02/22/20
FT Made	4	vs Kentucky 11/22/18, vs UConn 03/08/20
FT Attempts	8	vs Kentucky 11/22/18

LAZIC, Mihaela

				Field Goals		3-Point		F-Throws		Rebounds									Scoring	
SEASON	TEAM	GP-GS	MIN/AVG	FG-FGA	FG%	3FG-FGA	3FG%	FT-FTA	FT%	OFF	DEF	TOT	AVG	PF-FO	AST	TO	BLK	STL	PTS	AVG
2019-20	USF	1-0	8/8.5	0-1	.000	0-1	.000	0-0	.000	0	2	2	2.0	1-0	0	0	0	0	0	0.0
2020-21	USF	14-2	110/7.9	12-31	.387	2-13	.154	3-6	.500	2	8	10	0.7	5-0	18	12	0	2	29	2.1
TOTAL		15-2	119/7.9	12-32	.375	2-14	.143	3-6	.500	2	10	12	0.8	6-0	18	12	0	2	29	1.9

Single Game Highs

Statistic	Value	
Points	10	vs Tulsa 02/13/21
Rebounds	3	vs Stetson 12/13/20
Assists	5	vs Jacksonville 11/28/20
Steals	1	at Tulsa 12/30/20, vs Cincinnati 02/17/21
FG Made	4	vs Tulsa 02/13/21
FG Attempts	11	vs Tulsa 02/13/21
3FG Made	1	vs Tulsa 02/13/21, at Temple 02/24/21
3FG Attempts	4	vs Tulsa 02/13/21
FT Made	1	vs Stetson 12/13/20, vs Tulsa 02/13/21, at Temple 02/24/21
FT Attempts	2	vs Stetson 12/13/20, vs Tulsa 02/13/21, at Temple 02/24/21



**2020-21 South Fla. Women's Basketball
Individual Career Summaries
All games**

Page 5/7
as of Feb 25, 2021

LEVERETT, Shae

SEASON	TEAM	GP-GS	MIN/AVG	Field Goals		3-Point		F-Throws		Rebounds									Scoring	
				FG-FGA	FG%	3FG-FGA	3FG%	FT-FTA	FT%	OFF	DEF	TOT	AVG	PF-FO	AST	TO	BLK	STL	PTS	AVG
2017-18	USF	27-0	290/10.7	19-29	.655	0-0	.000	9-18	.500	29	35	64	2.4	38-1	4	11	8	6	47	1.7
2018-19	USF	35-24	938/26.8	91-160	.569	0-1	.000	78-120	.650	115	146	261	7.5	88-1	22	51	55	19	260	7.4
2019-20	USF	31-12	709/22.9	66-102	.647	0-0	.000	41-81	.506	98	98	196	6.3	77-6	10	35	18	19	173	5.6
2020-21	USF	15-14	419/27.9	32-52	.615	0-0	.000	22-49	.449	58	46	104	6.9	51-1	9	13	16	15	86	5.7
TOTAL		108-50	2356/21.8	208-343	.606	0-1	.000	150-268	.560	300	325	625	5.8	254-9	45	110	97	59	566	5.2

Single Game Highs

Statistic	Value	
Points	20	vs Wichita St. 02/23/19
Rebounds	18	vs Wichita St. 02/23/19
Assists	3	at East Carolina 02/20/19
Steals	4	vs Houston 01/09/21, vs Cincinnati 02/17/21
Blocks	7	vs Memphis 01/23/19
FG Made	6	vs Vermont 12/17/18, at James Madison 03/24/19, vs Arkansas St. 11/17/17
FG Attempts	10	vs Wichita St. 02/23/19
3FG Attempts	1	at Houston 02/27/19
FT Made	10	vs Wichita St. 02/23/19
FT Attempts	12	at SMU 01/26/19

MUNUNGA, Bethy

SEASON	TEAM	GP-GS	MIN/AVG	Field Goals		3-Point		F-Throws		Rebounds									Scoring	
				FG-FGA	FG%	3FG-FGA	3FG%	FT-FTA	FT%	OFF	DEF	TOT	AVG	PF-FO	AST	TO	BLK	STL	PTS	AVG
2019-20	USF	29-27	759/26.2	109-218	.500	1-5	.200	49-69	.710	110	182	292	10.1	81-0	35	75	27	34	268	9.2
2020-21	USF	15-15	473/31.5	59-120	.492	5-16	.313	54-77	.701	63	130	193	12.9	50-2	19	29	16	22	177	11.8
TOTAL		44-42	1231/28.0	168-338	.497	6-21	.286	103-146	.705	173	312	485	11.0	131-2	54	104	43	56	445	10.1

Single Game Highs

Statistic	Value	
Points	23	vs East Carolina 01/02/21
Rebounds	21	vs East Carolina 01/02/21
Assists	4	vs Stetson 12/13/20
Steals	5	vs Tulane 02/20/21
Blocks	4	at Wichita St. 01/22/20
FG Made	7	vs Cincinnati 01/05/20, vs East Carolina 01/02/21, vs Tulsa 02/13/21
FG Attempts	15	vs Cincinnati 02/17/21
3FG Made	3	vs Baylor 12/01/20
3FG Attempts	3	vs Baylor 12/01/20, vs Tulane 02/20/21
FT Made	10	vs Tulane 02/20/21
FT Attempts	14	vs Tulane 02/20/21



**2020-21 South Fla. Women's Basketball
Individual Career Summaries
All games**

Page 6/7
as of Feb 25, 2021

PINZAN, Elisa

				Field Goals		3-Point		F-Throws		Rebounds									Scoring	
SEASON	TEAM	GP-GS	MIN/AVG	FG-FGA	FG%	3FG-FGA	3FG%	FT-FTA	FT%	OFF	DEF	TOT	AVG	PF-FO	AST	TO	BLK	STL	PTS	AVG
2018-19	USF	31-15	762/24.6	40-153	.261	23-95	.242	36-44	.818	4	56	60	1.9	41-0	103	74	0	26	139	4.5
2019-20	USF	27-24	874/32.4	83-234	.355	48-132	.364	30-37	.811	6	72	78	2.9	21-1	121	83	1	28	244	9.0
2020-21	USF	15-15	527/35.1	50-148	.338	21-74	.284	25-33	.758	6	47	53	3.5	16-0	105	29	1	28	146	9.7
TOTAL		73-54	2163/29.6	173-535	.323	92-301	.306	91-114	.798	16	175	191	2.6	78-1	329	186	2	82	529	7.2

Single Game Highs

Statistic	Value	
Points	23	vs Stetson 03/21/19, vs UCF 01/19/20
Rebounds	11	vs Mississippi St. 12/05/20
Assists	14	vs Houston 01/09/21
Steals	6	at Tulane 01/13/21, vs Tulsa 02/13/21
Blocks	1	vs Notre Dame 11/30/19, vs Tulsa 02/13/21
FG Made	8	vs UCF 01/19/20
FG Attempts	20	vs UConn 02/16/20
3FG Made	7	vs UCF 01/19/20
3FG Attempts	12	vs UCF 01/19/20
FT Made	8	vs Houston 03/09/19
FT Attempts	9	at Memphis 12/16/20

RODRIGUEZ, Angelee

				Field Goals		3-Point		F-Throws		Rebounds									Scoring	
SEASON	TEAM	GP-GS	MIN/AVG	FG-FGA	FG%	3FG-FGA	3FG%	FT-FTA	FT%	OFF	DEF	TOT	AVG	PF-FO	AST	TO	BLK	STL	PTS	AVG
2020-21	USF	4-0	13/3.4	2-5	.400	0-0	.000	1-1	1.000	0	5	5	1.3	1-0	0	0	0	0	5	1.3
TOTAL		4-0	13/3.4	2-5	.400	0-0	.000	1-1	1.000	0	5	5	1.3	1-0	0	0	0	0	5	1.3

Single Game Highs

Statistic	Value	
Points	3	vs Tulsa 02/13/21
Rebounds	2	vs Stetson 12/13/20, vs Tulsa 02/13/21
FG Made	1	vs Stetson 12/13/20, vs Tulsa 02/13/21
FG Attempts	4	vs Stetson 12/13/20
FT Made	1	vs Tulsa 02/13/21
FT Attempts	1	vs Tulsa 02/13/21



2020-21 South Fla. Women's Basketball
Individual Career Summaries
All games

Page 7/7
as of Feb 25, 2021

TSINEKE, Elena

				Field Goals		3-Point		F-Throws		Rebounds										Scoring	
SEASON	TEAM	GP-GS	MIN/AVG	FG-FGA	FG%	3FG-FGA	3FG%	FT-FTA	FT%	OFF	DEF	TOT	AVG	PF-FO	AST	TO	BLK	STL	PTS	AVG	
2019-20	USF	27-22	746/27.6	115-307	.375	44-138	.319	60-68	.882	17	36	53	2.0	63-2	44	77	8	18	334	12.4	
2020-21	USF	13-9	267/20.6	56-146	.384	18-65	.277	24-27	.889	10	15	25	1.9	23-1	26	23	2	4	154	11.8	
TOTAL		40-31	1014/25.3	171-453	.377	62-203	.305	84-95	.884	27	51	78	2.0	86-3	70	100	10	22	488	12.2	

Single Game Highs

Statistic	Value	
Points	31	vs Wichita St. 01/06/21
Rebounds	6	vs Baylor 12/01/20
Assists	7	vs Jacksonville 11/28/20
Steals	4	vs Tulane 01/25/20
Blocks	2	vs Stetson 12/13/20
FG Made	11	vs Wichita St. 01/06/21
FG Attempts	19	vs Houston 01/29/20
3FG Made	5	vs Wichita St. 01/06/21
3FG Attempts	12	vs Notre Dame 11/30/19
FT Made	7	vs FGCU 11/29/19
FT Attempts	8	vs FGCU 11/29/19

VITULOVA, Tereza

				Field Goals		3-Point		F-Throws		Rebounds										Scoring	
SEASON	TEAM	GP-GS	MIN/AVG	FG-FGA	FG%	3FG-FGA	3FG%	FT-FTA	FT%	OFF	DEF	TOT	AVG	PF-FO	AST	TO	BLK	STL	PTS	AVG	
2018-19	UW	27-0	235/8.7	52-106	.491	5-14	.357	17-22	.773	18	37	55	2.0	27-1	3	15	7	4	126	4.7	
2019-20	UW	29-29	727/25.1	176-321	.548	19-43	.442	40-47	.851	65	96	161	5.6	59-1	15	43	20	14	411	14.2	
2020-21	USF	9-0	47/5.2	3-17	.176	1-10	.100	4-4	1.000	1	6	7	0.8	7-0	0	0	0	1	11	1.2	
TOTAL FOR USF		9-0	47/5.2	3-17	.176	1-10	.100	4-4	1.000	1	6	7	0.8	7-0	0	0	0	1	11	1.2	
TOTAL		65-29	1008/15.5	231-444	.520	25-67	.373	61-73	.836	84	139	223	3.4	93-2	18	58	27	19	548	8.4	

Single Game Highs

Statistic	Value	
Points	30	vs San Diego St. 01/22/20
Rebounds	11	at Air Force 12/04/19
Assists	2	at Denver 11/14/19, vs Colorado 11/17/19
Steals	2	vs Colo. Christian 11/06/19, at New Mexico 12/07/19, at San Diego St. 01/08/20
Blocks	2	10 times
FG Made	13	at San Diego St. 01/08/20
FG Attempts	23	at San Diego St. 01/08/20
3FG Made	2	4 times
3FG Attempts	4	vs Colorado 11/17/19, vs San Diego St. 01/22/20
FT Made	7	vs San Diego St. 01/22/20
FT Attempts	8	vs San Diego St. 01/22/20