



2020-21 USF BULLS

WOMEN'S BASKETBALL GAME NOTES

NCAA Tournament (6): 2018, 2017, 2016, 2015, 2013, 2006
WNIT (9): 2019, 2014, 2012, 2010, 2009, 2008, 2007, 2005, 2004
WNIT Champions (1): 2009 | WNIT Final Four (2): 2014, 2009

Primary Contact: Michael Hogan | Phone: (W) 813-974-5755 (C) 813-469-0616 | Email: mhogan@usf.edu
Twitter: @USFWBB | Instagram: USFWBB | Facebook: facebook.com/usfwomensbasketball | Web: GoUSFBulls.com

2020-21 USF SCHEDULE/RESULTS

NOVEMBER

28 Jacksonville (ESPN+) W, 84-46

DECEMBER

1 No. 4/4 Baylor (ESPN+) L, 67-62

5 No. 6/7 Mississippi State \$ (ESPN+) W, 67-63 (ot)

13 Stetson (ESPN+) W, 85-43

16 at Memphis * W, 65-58

19 Houston * (ESPN+) (rescheduled to Jan. 9) Postponed

22 at Cincinnati * (ESPN+) W, 73-61

30 at Tulsa * (ESPN+) W, 63-35

JANUARY

2 East Carolina * # (ESPN+) W, 71-58

6 Wichita State * # (ESPN+) W, 66-48

9 Houston * (ESPN+) (rescheduled from Dec. 19) W, 80-51

13 at Tulane * (ESPN+) W, 72-53

17 Memphis * % (ESPN+) No Contest

20 at Wichita State * (ESPN+) Postponed

23 at East Carolina * (ESPN+) Postponed

27 Temple * (ESPN+) Postponed

30 Cincinnati * (ESPN+) (rescheduled to Feb. 17) Postponed

FEBRUARY

3 at SMU * (ESPN+) Canceled

7 at UCF * (ESPN2) (rescheduled to March 4) Postponed

13 Tulsa * # (ESPN+) W, 67-46

17 SMU * (ESPN+) Canceled

17 Cincinnati * (ESPN+) (rescheduled from Jan. 30) 7 p.m.

20 Tulane * # (ESPN+) 7 p.m.

24 at Temple * (ESPN+) 3:30 p.m.

27 at Houston * (ESPN+) 3 p.m.

MARCH

2 UCF * (ESPN+) 7 p.m.

4 at UCF * (ESPN2) (rescheduled from Feb. 7) TBA

8 AAC Tournament First Round ^ TBA

9 AAC Tournament Quarterfinals ^ TBA

10 AAC Tournament Semifinals ^ TBA

11 AAC Tournament Finals ^ TBA

* American Athletic Conference Game

\$ AAC/Southeastern Conference Challenge

^ American Athletic Conference Tournament, Fort Worth, Texas.

Doubleheader with the USF men's basketball team

All times are Eastern time and are subject to change

% Game was classified a "No Contest" by the NCAA. Memphis forfeited its Jan. 17 game to USF, resulting in a USF conference win for seeding purposes only. The game is not recognized by the NCAA.

GAME 13 | WED., FEB. 17 | 7 P.M. | TAMPA, FLA. | YUENGLING CENTER



No. 12/15 USF
BULLS
11-1, 9-0* AAC

VS.

CINCINNATI
BEARCATS
4-13, 3-10 AAC



Last Game _____ Feb. 13 vs. Tulsa (W, 67-46)
Next Game _____ Feb. 20 vs. Tulane, 7 p.m.
Head Coach _____ Jose Fernandez
Alma Mater _____ FIU, 1994
Career Record _____ 384-273 (21st season)
at USF _____ Same

Last Game _____ Feb. 13 vs. UCF (L, 70-51)
Next Game _____ Feb. 20 vs. Houston, 2 p.m.
Head Coach _____ Michelle Clark-Heard
Alma Mater _____ Western Kentucky, 1990
Career Record _____ 228-114 (11th Season)
at Cincinnati _____ 50-33 (Third Season)

* The American Athletic Conference declared a forfeit win for USF against Memphis for conference-standings purposes only as a result of the scheduled game from Jan. 17. See page 8 for more details.

GAMEDAY INFORMATION

TV/Stream _____ ESPN+ (\$) _____
_____ Jim Louk (PxP), Leah Secondo (Analyst)
Audio _____ Bulls Unlimited 2 (iHeartRadio/GoUSFBulls.com)
_____ Darek Sharp (PxP), Brigid Merenda (Analyst)

Live Stats _____ GoUSFBulls.com/StatBroadcast
Series _____ USF leads series, 20-17
Twitter Updates _____ @USFWBB
Tickets _____ (800) Go-Bulls; USFBullsTix.com

QUICK HITS

■ No. 12/15 USF returns to action on Wednesday, for the second of three-straight games at home, when the Bulls welcome Cincinnati to the Yuengling Center ... Tipoff is at 7 p.m. (ESPN+) ... USF looks to extend its program-record 10-game winning streak.

■ USF is in the midst of a nine-game conference winning streak, also a program record, and their second-best 12-game start ever, behind only the 2016-17 and 2008-09 teams, that were each 13-1.

■ USF returned to the hardwood on Feb. 13 and defeated Tulsa, 67-46 ... Bethy Mununga led four players in double digits, with 19 points along with 15 rebounds ... Sydni Harvey (14), Elisa Pinzan (13) and Mihaela Lazic (10) also netted double figures.

■ Elena Tsineke leads four players in double figures, averaging 12.0 points per game, while Bethy Mununga (10.9), Sydni Harvey (10.8), Maria Alvarez (10.2), round out the double-figure scorers.

USF'S PROBABLE STARTERS



PG | 5-6 | JR.

4 - ELISA
PINZAN

PPG 9.8
RPG 3.8
APG 7.2
SPG 2.0



G | 5-10 | Jr.

3 - SYDNI
HARVEY

PPG 10.8
RPG 2.4
APG 2.0
SPG 0.9



PG | 5-6 | R-Fr.

2 - MIHAELA
LAZIC

PPG 1.8
RPG 0.6
APG 1.4
SPG 0.1



F | 6-0 | SR.

20 - BETHY
MUNUNGA

PPG 10.9
RPG 11.8
APG 1.2
SPG 1.4



C | 6-2 | P-BAC

21 - SHAE
LEVERETT

PPG 5.0
RPG 6.5
BPG 1.0
SPG 0.8

USF QUICK FACTS

THE UNIVERSITY

City/Zip Code	Tampa, Fla. 33620
Founded	1956
Enrollment	50,577
Nickname	Bulls
Arena	Yuengling Center
Capacity	10,411
Affiliation	NCAA Division I
Conference	The American Athletic Conference
President	Dr. Steven C. Currall
Vice President of Athletics	Michael Kelly
Sr. Assoc. Director of Athletics/SWA	Marquita Armstead

BASKETBALL HISTORY

First Year	1972-73
All-Time Record	679-687 (49th year)
All-Time AAC Record	91-35 (Sixth season)
All-Time BIG EAST Record	151-112 (Eight seasons)
All-Time Conference USA Record	113-168 (10 seasons)
All-Time Metro Conference Record	34-64 (Four seasons)
All-Time Sun Belt Conference Record	71-118 (Seven seasons)
All-Time Post-Season	17-14 (NCAA & WNIT)
AAC Tournament Record	12-7
NCAA Tournament Record	3-6
Years in NCAA Tourn./Last	6/2018
Last NCAA opponent	March 17, 2018 vs. 11 seed Buffalo (Tallahassee, Fla.)
Result	Lost, 102-79
WNIT Record	14-8
Years in the WNIT Tourn./Last	9/2019
Last WNIT opponent	March 24, 2019 at James Madison
Result	Lost, 71-54

COACHING STAFF

Head Coach	Jose Fernandez
Alma Mater, Year	Florida International '94
Record at USF (Years)	3843-273 (21st season)
Career Record (Years)	Same
Career Conference Record (Years)	171-155 (21st season)
Associate Head Coach	Michele Woods-Baxter, St. John Fisher '87
Assistant Head Coach	Danny Hughes, TCU '89
Assistant Coach/Rec. Coord.	Yolisha Jackson, Jacksonville '05
Director of Basketball Operations	Jim Baxter, Indiana State '74
Coord. of Basketball Oper.	Mercedes Jorge, Embry-Riddle '17
Video Coordinator	Anthony Brammer, Old Dominion '08
Strength & Conditioning Coach	Irele Oderinde, WKU, '03
Certified Athletic Trainer	Anita Fanelli, Millersville, '85
Administrative Assistant	Barbara Riffe

ATHLETIC MEDIA RELATIONS

Associate Dir. of Communications/WBB Contact	Michael Hogan
Office Phone	(813) 974-5755
Cell Phone	(813) 469-0616
E-mail	mhogan@usf.edu

2020-21 USF BULLS



► Standing (L-R): Bethy Mununga, Jade Blagrove, Shae Leverett, Beatriz Jordao, Tereza Vitulova, Angelee Rodriguez, Cristina Bermejo, Kristyna Brabencova Sitting (L-R): Maria Alvarez, Sara Guerreiro, Elisa Pinzan, Sydney Harvey, Elena Tsineke, Mihaela Lazic.

No.	Name	P	Ht.	Yr.	Hometown/High School/Previous School
0	Tereza Vitulova	C	6-2	Jr.	Domasov, Czech Republic/Sportovni Gymnazium L Danka/Wyoming
1	Maria Alvarez	G	5-7	So.	Bal Harbour, Fla./Miami Country Day School
2	Mihaela Lazic	PG	5-6	R-Fr.	Slavonski Brod, Croatia/Klasicna Gimnazija
3	Sydney Harvey	G	5-10	Jr.	Nashville, Tenn./Brentwood Academy
4	Elisa Pinzan	PG	5-8	Jr.	Murano, Italy/Istituto Tecnico Algarotti Venezia
5	Elena Tsineke	G	5-8	So.	Thessaloniki, Greece/Hellenic College of Thessaloniki
11	Jade Blagrove	F	6-2	Fr.	Barendrecht, Netherlands/Calandlyceum
12	Cristina Bermejo	W	6-1	So.	Sant Just Desvern, Spain/Ins Sant Just Desvern
13	Sara Guerreiro	G	5-8	Fr.	Seixal, Portugal/Escola Básica e Secundária Amélia Rey Colasso
20	Bethy Mununga	F	6-0	Sr.	Zellik, Belgium/Institut Sainte-Marie Jambes/NE Oklahoma A&M
21	Shae Leverett	C	6-2	P-Bacc.	Rincon, Ga./South Effingham H.S.
22	Kristyna Brabencova	W	6-0	So.	Brno, Czech Republic/Kšpa Kladno
24	Angelee Rodriguez	F/C	6-2	Fr.	Las Piedras, Puerto Rico/St. Thomas Aquinas H.S.
31	Beatriz Jordao	C	6-3	Jr.	Pombal, Portugal/Escola Secundária e Silva
34	Silvia Serrat	F	6-1	R-Jr.	Banyoles, Spain/Joaquim Blume H.S.

USF BASKETBALL STAFF

Head Coach: Jose Fernandez (Florida International, '94) – 21st Season at USF/21st overall as head coach
 Associate Head Coach: Michele Woods-Baxter (St. John Fisher, '87) – 13th season at USF
 Assistant Head Coach: Danny Hughes (TCU, '90) – Third season at USF
 Assistant Coach/Recruiting Coordinator: Yolisha Jackson (Jacksonville, '05) – First season at USF
 Director of Operations: Jim Baxter (Indiana State, '74) – Eighth season at USF
 Coordinator of Basketball Operations: Mercedes Jorge (Embry-Riddle, '17) – First season at USF
 Video Coordinator: Anthony Brammer (Old Dominion, '08) – Second season at USF
 Strength and Conditioning: Irele Oderinde (WKU, '03) – First season at USF
 Certified Athletic Trainer: Anita Fanelli (Millersville, '85, '88) – Sixth season at USF

PRO-NUN-SEE-A-SHUN GUIDE

Players

Cristina Bermejo: Chris-Tina Bur-MAY-Hoe
 Kristyna Brabencova: Chris-Tina Bra-BIN-Soe-Vuh
 Jade Blagrove: Blay-GROVE
 Sara Guerreiro: Guh-RYE-row
 Sydney Harvey: Sid-NEE
 Beatriz Jordao: Be-UH-Triz Jor-DOW
 Mihaela Lazic: Me-HIGH-La Lah-ZICH
 Shae Leverett: LEV-Rett
 Bethy Mununga: Betty MOO-Nun-Guh
 Elisa Pinzan: Uh-LEEZA PIN-Zahn

Silvia Serrat: SIR-ott
 Elena Tsineke: Uh-LAY-Nuh CHIN-ECK-eh
 Tereza Vitulova: Tuh-RAY-Zuh Vit-Too-Low-Vuh

Staff

Assistant Coach Yolisha Jackson: YO-Lee-Shuh
 Strength Coach Irele Oderinde: EAR-Lay Oder-IN-Day
 Certified Athletic Trainer Anita Fanelli: Fuh-NEL-ee

USF BROADCAST NOTES



0

		TEREZA VITULOVA ^(TUH-RAY-ZUH) ^(VIT-TOO-LOW-VUH)						Note: USF career stats only	
	GP/S	PPG	RPG	APG	SPG	BPG	FG%	FT%	
20-21	7/0	1.6	0.9	0.0	0.1	0.0	20.0	100.0	
Career	7/0	1.6	0.9	0.0	0.1	0.0	20.0	100.0	



1

		MARIA ALVAREZ							
	GP/S	PPG	RPG	APG	SPG	BPG	FG%	FT%	
20-21	10/1	10.2	2.5	1.1	0.7	0.0	42.9	78.9	
Career	25/9	9.4	2.8	2.4	0.9	0.0	36.8	64.1	



2

		MIHAELA LAZIC ^(ME-HIGH-LA) ^(LAH-ZICH)							
	GP/S	PPG	RPG	APG	SPG	BPG	FG%	FT%	
20-21	12/1	1.8	0.6	1.4	0.1	0.0	37.5	50.0	
Career	13/1	1.6	0.7	1.3	0.1	0.0	36.0	50.0	



3

		SYDNI HARVEY ^(SID-NEE)							
	GP/S	PPG	RPG	APG	SPG	BPG	FG%	FT%	
20-21	12/12	10.8	2.4	2.0	0.9	0.1	33.6	72.1	
Career	66/52	11.6	2.2	2.1	0.8	0.1	33.5	81.9	



4

		ELISA PINZAN ^(UH-LEEZA) ^(PIN-ZAHN)							
	GP/S	PPG	RPG	APG	SPG	BPG	FG%	FT%	
20-21	12/12	9.8	3.8	7.2	2.0	0.1	35.4	70.4	
Career	70/51	7.1	2.6	4.4	1.1	0.0	32.6	78.7	



5

		ELENA TSINEKE ^(UH-LAY-NUH) ^(CHIN-ECK-EH)							
	GP/S	PPG	RPG	APG	SPG	BPG	FG%	FT%	
20-21	11/8	12.0	2.0	2.1	0.3	0.2	39.2	91.7	
Career	38/30	12.3	2.0	1.8	0.5	0.3	37.9	89.1	



11

		JADE BLAGROVE ^(BLAY-GROVE)							
	GP/S	PPG	RPG	APG	SPG	BPG	FG%	FT%	
20-21	4/0	1.3	0.8	0.3	0.3	0.0	100.0	75.0	
Career	4/0	1.3	0.8	0.3	0.3	0.0	100.0	75.0	



12

		CRISTINA BERMEJO ^(BUR-MAY-HOE)							
	GP/S	PPG	RPG	APG	SPG	BPG	FG%	FT%	
20-21	11/1	1.5	2.2	0.5	0.1	0.2	25.0	100.0	
Career	35/2	1.9	2.0	0.7	0.4	0.2	30.6	72.7	



13

		SARA GUERREIRO ^(GUH-RYE-row)							
	GP/S	PPG	RPG	APG	SPG	BPG	FG%	FT%	
20-21	7/0	1.4	1.1	0.3	0.1	0.0	33.3	0.0	
Career	7/0	1.4	1.1	0.3	0.1	0.0	33.3	0.0	



20

		BETHY MUNUNGA ^(BETTY) ^(MOO-NUN-GUH)							
	GP/S	PPG	RPG	APG	SPG	BPG	FG%	FT%	
20-21	12/12	10.9	11.8	1.2	1.4	1.1	56.1	68.6	
Career	41/39	9.7	10.6	1.2	1.2	1.0	51.7	70.0	



21

		SHAE LEVERETT							
	GP/S	PPG	RPG	APG	SPG	BPG	FG%	FT%	
20-21	12/11	5.0	6.5	0.5	0.8	1.0	59.0	38.9	
Career	105/47	5.1	5.7	0.4	0.5	0.9	60.3	55.7	



22

		KRISTYNA BRABENCOVA ^(CHRIS-TINA) ^(BRA-BIN-Soe-VUH)							
	GP/S	PPG	RPG	APG	SPG	BPG	FG%	FT%	
20-21	11/1	5.9	3.3	1.0	0.3	0.5	27.8	90.9	
Career	36/15	6.7	3.4	1.5	0.5	0.7	29.8	70.7	



24

		ANGELEE RODRIGUEZ							
	GP/S	PPG	RPG	APG	SPG	BPG	FG%	FT%	
20-21	4/0	1.3	1.3	0.0	0.0	0.0	40.0	100.0	
Career	4/0	1.3	1.3	0.0	0.0	0.0	40.0	100.0	



31

		BEATRIZ JORDAO ^(JOR-DOW)							
	GP/S	PPG	RPG	APG	SPG	BPG	FG%	FT%	
20-21	11/1	4.6	4.7	0.9	0.4	1.2	54.5	75.0	
Career	53/23	5.2	3.9	0.5	0.3	1.0	51.1	66.7	

C | 6-2 | JR. | DOMASOV, CZECH REPUBLIC

- Transferred from Wyoming ... All-MWC in '19-20 ... Eligible on 12/16 due to the NCAA One-Time Blanket Transfer Waiver.
- Averaged a team-high 14.2 ppg, 5.6 rpg in 29 GP/GS at UW ... Had 4 pts., 1 rbd. at Cincinnati (12/22) in USF debut.
- Was a member of the U16, U18 and U20 National Teams for the Czech Rep., with teammate Kristyna Brabencova.

G | 5-7 | SO. | MIAMI, FLA.

- Season-ending knee injury vs. Cincinnati (1/5/19) ... Double figures in 11-of-25 career GP ... 1st in AAC in 3pt FG pct. (45.8).
- Career high 23 pts. vs. Houston (1/9) ... 18 pts. vs. No. 4 Baylor (12/1) ... 6 state titles at Miami Country Day.
- Born in Colombia ... Set a FIBA record with 10 3pt. FGM for Colombia vs. Belarus in 2019 FIBA U17 World Cup.

PG | 5-6 | R-FR. | SLAVONSKI BROD, CROATIA

- Had 1st career start vs. Tulsa (2/13) and netted a career-high 10 points ... Had 6 pts., 5 asts. vs. Jacksonville (11/28).
- Only 1 GP in '19-20 due to a back injury ... Played in the '17, '18 FIBA European Championships for Croatia.
- Avg. 7.9 ppg., 3.2 rpg., 1.8 apg. in 7 games with Croatia in the 2018 European Championships.

G | 5-10 | JR. | NASHVILLE, TENN.

- 3rd in ppg. ... Season high 21 pts. at Cincinnati (12/22) ... 11 pts. vs. No. 4 Baylor (12/1), 12 vs. Houston (1/9).
- Career-high 28 pts. vs. Tulane (3/7/20) ... 25 pts. vs. Tulane (1/19/20), Temple (2/9/20), 16 pts. at UConn (3/2/20) ... 2019 AAC All-Fresh Team.
- Played in the USA Basketball 3x3 National Championships in Aug. 2019, in Las Vegas, with the UConn squad.

PG | 5-8 | JR. | MURANO, ITALY

- 2nd in the AAC, 38th in D-I in asts. (86), 1st in AAC, 2nd in D-I in apg. ... 14 pts., 11 rbs., 9 asts., 3 stls. vs. No. 6 Mississippi St. (12/5).
- Career high 14 asts. vs. Houston (1/9), 11 asts. at Cincinnati (12/22); 23 pts. vs. UCF (1/19/19), 15 pts. vs. UConn (2/16/20).
- 14 pts. at Baylor (11/19/19) ... Named 3rd Team All-AAC in '19-20, preseason All-AAC prior to the '20-21 campaign.

G | 5-8 | SO. | THESSALONIKI, GREECE

- Double figures in 24-of-38 GP, 4 of last 5, 6 of 8 GP ... Career-high 31 pts. vs. Wichita St. (1/6), 25 pts. vs. Temple (2/9/20).
- Missed the first 5 games in '19-20; ineligible by the NCAA ... Cleared to play on 11/20/19, 1 day after Baylor (11/19/19).
- AAC FOY, All-Fresh Team, 3rd Team All-AAC in '19-20 ... Played with Greece's U20, Senior National Teams in 2019.

F | 6-2 | FR. | BARENDRECHT, NETHERLANDS

- Career-high 5 pts., 2 rbs. vs. Stetson (12/13) ... Spent time with the Netherlands U14, U16, U18 national teams.
- Averaged 17.6 ppg and 10.0 rpg before the season was shut down in March due to the COVID-19.
- Was voted the MVP in the 2019 European Girls Basketball League (EGBL) Tournament held in Minsk, Belarus.

W | 6-1 | FR. | SANT JUST DESVERN, SPAIN

- Tied career-high with 10 pts. vs. Stetson (12/13) ... 10 pts., 5 rbs. vs. Idaho (12/15/19), 9 pts. vs. SMU (2/29/19).
- 1st career GS at Memphis (2/22/19) had a career-high tying 5 rbs., 5 ast. ... Mother and father played pro in Spain.
- Her sister Neus, currently a model, played for the Spanish Senior National Team and pro in Spain.

G | 5-8 | FR. | SEIXAL, PORTUGAL

- 6 pts. in debut vs. Jacksonville (11/28) ... Played for Quinta dos Lombos, in Lisbon, with teammate Beatriz Jordao.
- Split time with Portugal's U20 national team in 2019, Averaged 8.0 ppg, 1.7 rpg and 1.5 apg.
- Was named First Team of the National Final Four in Portugal in 2019, equivalent of the Final Four in America.

F | 6-0 | SR. | ZELLIK, BELGIUM

- 1st in AAC, 11th in D-I in rpg. ... 15 double-doubles in 41 GP, 26 GP with 10-plus rbs. ... Career highs 23 pts., 21 rbs. vs. ECU (1/2).
- 19 pts., 15 rbs. vs. Tulsa (2/13); 13 pts., 10 rbs. vs. Baylor (12/1), 16 pts., 12 rbs. at Baylor (11/19/19); 11 pts., 17 rbs. at Tulane (2/13/19).
- Born in the Democratic Republic of the Congo, raised in Belgium ... 2X NJCAA All-American.

C | 6-2 | POST-BACC. | RINCON, GEORGIA

- 2nd in rpg. ... 6 pts., 8 rbs., 2 blk., 2 stls. vs. No. 4 Mississippi St. (12/5) ... Career-high 20 pts., 18 rbs. at Wichita St. (2/23/19).
- 3rd on the team in rpg. in '19-20 ... Season-high 14 rbs. vs. Houston (1/29/19), 13 rbs., 12 pts. vs. Saint Francis (Pa.) (11/24/19).
- 8 rbs. at Baylor (11/19/19) ... 586 career rbs., 283 OR ... 2 double-doubles in '19-20 ... Double figure pts. in 15 GP.

W | 6-0 | SO. | BRNO, CZECH REPUBLIC

- Career-high 18 pts. vs. Jacksonville (11/28) ... 10 pts. at Cincinnati (12/22), Wichita St. (1/6) ... 17 pts. at Tulsa (11/20/20).
- 11 rbs. vs. Idaho (12/15/19) ... Played in the U20 European Championships ... Was named MVP of the U19 National Team.
- Grandfather, Kamil, is a 3X Czech MBB Olympian ('72, '76, '80), father Kamil is a 24-year pro/international hockey vet.

F/C | 6-2 | FR. | LAS PIEDRAS, PUERTO RICO

- Career-high 2 pts, 2 rbs. vs. Stetson (12/13) ... Started on the Puerto Rico National Team since she was 16.
- Played in the 2019 Centrobasket U17 Championships, averaging 4.0 ppg. and 9.5 rpg.
- Had 9 pts., 6 rbs., 2 blks. vs. Guatemala in the first game of the group phase.

C | 6-3 | JR. | POMBAL, PORTUGAL

- 3rd in rpg. ... 2nd career double-double with 12 pts., career high 14 rbs. vs. Jacksonville (11/28) ... Also had 4 blks.
- 10 pts., 6 rbs., 2 blks. at Memphis (12/16) ... 17 pts., 10 rbs. vs. Ohio St. (11/6/18) ... Career-high 18 pts. vs. UNC (11/23/18).
- Scored double figures for Portugal in 5-of-7 GP at the FIBA U20 Women's European Championship.

HEAD COACH JOSE FERNANDEZ | 384-273 CAREER RECORD (21ST SEASON)



Named the 2018 American Athletic Conference Coach of the Year, head coach Jose Fernandez has been laying the groundwork brick-by-brick for 20 seasons for the Bulls to grow into a perennial top-25 program. Under his guid-

ance, USF has transformed from a program with only five winning seasons to a staple in the NCAA Tournament. A coach known for his recruiting connections and incredible work ethic, Fernandez has created a culture of excellence at USF.

Fernandez has watched his team reach new milestones, including six 20-win seasons in the last eight years dating back to the 2012-13 season. The Bulls have reached the NCAA Tournament six times, including five trips in their last seven seasons, and postseason play in 15 of the last 17 seasons. Fernandez led the Bulls to the NCAA Tournament for the fourth time in as many years in 2018 as the senior class became the first in program history to reach four NCAA Tournaments. The Bulls also reached their ninth Women's National Invitation Tournament (WNIT) in 2019, despite numerous season-ending injuries to key players, and advanced to the second round out the event.

Fernandez, who was officially named head coach on Nov. 14, 2000 - just seven months after arriving at USF as an assistant coach - has led the Bulls in an amazing turnaround under his tenure. In addition to the program's six trips to the NCAA Tournament, Fernandez has also guided USF to nine WNIT appearances, which includes the 2009 WNIT title and a semifinal appearance in 2014. The Bulls have also advanced to the American Athletic Conference (AAC) Tournament championship game in four of the past six seasons and have made at least the semifinal round during every season in the AAC.

Fernandez also knows how to get the most out of his talent with Maria Jespersen earning Associated Press All-America honorable mention honors in 2018. USF has had two players earn AP All-America honorable mention honors, Jespersen and Courtney Williams, in 2016, and Fernandez has coached them both.

Playing for Fernandez could also lead to the pros, as was the case for six players in program history to be drafted by WNBA teams. Courtney Williams became the second player in program history to be selected in the first round in 2016, going eighth overall to the Phoenix Mercury. Most recently, former Bulls' standout Kitija Laksa became the sixth player in program history to be selected when the Seattle Storm chose her in the first round with the 11th overall pick in 2020. Other Bulls selected in the WNBA Draft, under Fernandez, include Inga Orekhova, who was

chosen 18th overall by the Atlanta Dream in 2014; Andrea Smith, who was chosen 35th by the Connecticut Sun in 2013 and Jessica Dickson, who was chosen 21st in the 2007 WNBA Draft by the Sacramento Monarchs.

USF made its first-ever NCAA Tournament during the 2005-06 season. Fernandez also led USF to its first-ever NCAA Tournament victory with a 71-70 win over Texas Tech in 2013. Fernandez and the Bulls made history again in 2015, when they hosted USF's first-ever NCAA Tournament basketball game at the Yuengling Center. The Bulls defeated LSU in the first round, in front of a hometown crowd of over 5,000 fans. In his third NCAA Tournament in four years, Fernandez took the Bulls back to the second round, defeating No. 22 Colorado State 48-45 in Los Angeles, Calif. USF returned to the tournament in 2017, but the Bulls lost at the buzzer to Missouri.

The Miami native has had 15 seasons with a .500 record or better leading USF. In the 22 years prior to his arrival, the Bulls recorded just three winning seasons, all 14-13 slates. Fernandez has guided USF to nine seasons with 20-plus wins, including a 26-8 record during the 2017-28 campaign that marked the fourth straight season with 24 or more wins. He posted his 300th career win at USF during the 2016-17 season and has compiled a record of 354-259 in 19 seasons leading the Bulls' program, including 13 or more wins in The American in four of six seasons in the conference. The Bulls have posted 12 wins over Top 25 ranked teams, including an 64-57 win over No. 15 Texas in the Yuengling Center in 2019.

Fernandez believes to be the best you have to play the best. Since arriving at USF, Fernandez and his staff have worked to schedule the toughest teams in women's basketball. The Bulls have sought after perennial powers like Baylor, DePaul, Florida, Florida State, Georgia, Louisville, Notre Dame, LSU, Miami, Michigan State, Mississippi State, Nebraska, Ohio State, Oklahoma, UNLV, Texas and Wake Forest, to name a few. USF has boasted some of the toughest strength of schedules in the country.

Fernandez got his start in coaching while working on his associates degree at Miami-Dade CC Kendall - where he earned his degree in 1991. Fernandez served as a student assistant coach for the men's basketball team and was immediately thrown into the fray with on-floor coaching, scouting, and most importantly, overseeing recruiting correspondence and getting his name out in front of coaches around the state.

It was at Miami-Dade that Fernandez met Cesar Odio, who not only saw his tremendous potential and hired him as a student assistant, but then promoted him to a full-time assistant coach upon his graduation in 1991. He would stay at Miami-Dade for one season (1991-92) before becoming the assistant boys' basketball coach at Miami's Sunset High School (1992-94).

Following his two seasons at Sunset, Fernandez and Odio would renew acquaintances when Odio was tabbed head men's basketball coach at Barry University in Miami Shores, Fla. (1994-96). Fernandez came along as Odio's top assistant and immediately established himself as a coach that had a sharp eye for talent and potential. During his brief two-year stay at Barry, Fernandez helped the Buccaneers to consecutive winning seasons, after the program only produced just two in the first 10 years, and a combined 34-21 record.

Fernandez entered the world of girls' basketball in 1996, when he secured his first head coaching job at Miami's Lourdes Academy. During his three seasons at Lourdes, Fernandez led the Bobcats to a stellar 83-16 (.838) record and a trip to the state 5A championship game in 1998 where they finished as the runner-up. In addition to his coaching responsibilities at Lourdes, Fernandez established valuable roots among Florida and high school coaches from around the nation as director and founder of the successful Miami Suns AAU program.

Fernandez would then break into collegiate women's basketball when he returned to Barry for his second of

THE FERNANDEZ FILE

Born	Nov. 18, 1971
Hometown	Miami, Fla.
College	FIU, 1994
	B.S. in Physical Ed.
Wife	Tonya
Children	Sydney, Alex, Taylor Brianna and Brooke

NCAA APPEARANCES (6)

2006, 2013, 2015, 2016, 2017, 2018

WNIT APPEARANCES (9)

2004, 2005, 2007, 2008, 2009, 2010, 2012, 2014, 2019

WNIT FINAL FOUR (2)

2009, 2014

WNIT CHAMPIONSHIP (1)

2009

COACHING CAREER

1989-91	Miami-Dade CC Kendall, Student Asst.
1991-92	Miami-Dade CC Kendall, Asst. Coach
1992-94	Sunset High School, Asst. Boy's Coach
1994-96	Barry University, Asst. Men's Coach
1996-99	Lourdes Academy (Miami), Head Coach
1996-99	Miami Suns AAU, Head Coach
1999-2000	Barry University, Asst. Coach
2000-present	USF, Head Coach

two tours of duty at the school. In his second stint, he served one year (1999-00) as the top assistant coach for the Buccaneers. Although it was just one season, Fernandez helped Barry record the second-most wins in the program's history as the Buccaneers posted a 22-8 record and the program's second-best slate ever in the Sunshine State Conference at 10-4. The team's 22 wins that sea-

son is still just one of three 20-wins campaigns for Barry since the women's basketball team started competing during the 1988-89 season.

After graduating from Miami-Dade Kendall, Fernandez earned his bachelor's degree in physical education in 1994 from Florida International University. Along with his

coaching duties at the beginning of his professional career, Fernandez also taught physical education at Miami's Coral Reef Senior High School, Southwest Senior High School and Hialeah Middle School.

Fernandez and his wife, Tonya, live in Tampa with their daughters, Sydnie, Alex, Taylor, Brianna and Brooke.

JOSE FERNANDEZ YEAR-BY-YEAR

Year	School	Overall	Conf.	Postseason
2000-01	USF	4-24	1-15	-
2001-02	USF	14-13	4-10	-
2002-03	USF	7-20	2-12	-
2003-04	USF	14-15	7-7	WNIT First Round
2004-05	USF	21-11	9-5	WNIT Second Round
2005-06	USF	19-12	9-7	NCAA First Round
2006-07	USF	21-12	9-7	WNIT Second Round
2007-08	USF	16-16	5-11	WNIT First Round
2008-09	USF	27-10	8-8	WNIT Champions
2009-10	USF	15-16	6-10	WNIT First Round
2010-11	USF	12-19	3-13	-
2011-12	USF	19-16	8-8	WNIT Third Round
2012-13	USF	22-11	9-7	NCAA Second Round
2013-14	USF	23-13	13-5	WNIT Semifinals
2014-15	USF	27-8	15-3	NCAA Second Round
2015-16	USF	24-10	14-4	NCAA Second Round
2016-17	USF	24-9	11-5	NCAA First Round
2017-18	USF	26-8	13-3	NCAA First Round
2018-19	USF	19-16	7-9	WNIT Second Round
2019-20	USF	19-12	10-6	No postseason due to COVID
2020-21	USF	11-1	9-0*	
Totals	21st Season	384-273	171-155	



* The American has declared a forfeit win for USF against Memphis for conference-standings purposes only as a result of the scheduled game from Jan. 17 that was not played. The teams' overall records are not affected.

JOSE FERNANDEZ HEAD COACHING BREAKDOWN

Year	Overall	Home	Road	Neutral	Conf.	Postseason
2000-01	4-24	4-13	0-11	0-0	1-15	-
2001-02	14-13	9-6	5-7	0-0	4-10	-
2002-03	7-20	7-8	0-12	0-0	2-12	-
2003-04	14-15	9-6	5-8	0-1	7-7	0-2 (C-USA, WNIT)
2004-05	21-11	13-2	7-8	1-1	9-5	2-2 (C-USA, WNIT)
2005-06	19-12	12-3	5-7	2-2	9-7	0-2 (BIG EAST, NCAA)
2006-07	21-12	15-3	4-8	2-1	9-7	2-2 (BIG EAST, WNIT)
2007-08	16-16	11-7	3-8	2-1	5-11	1-2 (BIG EAST, WNIT)
2008-09	27-10	16-6	9-3	2-1	8-8	6-1 (BIG EAST, WNIT)
2009-10	15-16	9-8	5-7	1-1	6-10	0-2 (BIG EAST, WNIT)
2010-11	12-19	8-7	2-10	2-2	3-13	-
2011-12	19-16	11-3	4-7	4-6	8-8	3-2 (BIG EAST, WNIT)
2012-13	22-11	11-5	9-3	2-3	9-7	2-2 (BIG EAST, NCAA)
2013-14	23-13	13-8	9-5	1-0	13-5	5-2 (AAC, WNIT)
2014-15	27-8	13-3	9-3	5-2	15-3	3-2 (AAC, NCAA)
2015-16	24-10	15-1	6-6	3-3	14-4	3-2 (AAC, NCAA)
2016-17	24-9	10-4	8-2	6-3	11-5	2-2 (AAC, NCAA)
2017-18	26-8	13-1	8-3	5-4	13-3	2-2 (AAC, NCAA)
2018-19	19-16	11-5	5-6	3-5	7-9	3-2 (AAC, WNIT)
2019-20	19-13	14-2	4-6	1-5	10-6	1-0 (AAC)
2020-21	11-1	7-1	4-0	0-0	9-0*	



TALE OF THE TAPE

THE CINCINNATI SERIES

Series Record	USF leads series, 20-17
USF at home	USF leads, 11-8
USF at Cincinnati	Series tied, 8-8
USF at neutral site	Series tied, 1-1
First meeting	Jan. 26, 1996 (L, 65-51)
Last meeting	Dec. 22, 2020 (W, 73-61)
Last USF win	Dec. 22, 2020 (73-61)
Last Cincinnati win	Feb. 2, 2020 (60-55)
Current streak	USF, one win

STATISTICAL COMPARISON

USF		UC
11-1 (9-0)	Overall/AAC Record	4-13 (3-10)
39.9	Field Goal%	39.9
32.4	3-Pt. Field Goal%	23.7
69.9	Free Throw%	69.7
33.2	Oppt. Field Goal%	41.8
19.0	Oppt. 3-Pt. Field Goal%	33.8
61.4	Oppt. Free Throw%	70.6
45.9	Rebounding Avg.	34.4
+10.5	Rebounding Margin	-1.6
17.5	Assists/Gm.	13.8
13.3	Turnovers/Gm.	17.7
4.1	Blocks/Gm.	4.3
7.0	Steals/Gm.	7.6
71.3	Points/Gm.	59.9
52.4	Points Allowed/Gm.	67.9

USF CAREER STATS VS. CINCINNATI

No.	Name	G	Ppg	Rpg	App
0	Vitulova	1	4.0	1.0	0.0
1	Alvarez	2	5.0	3.5	1.5
2	Lazic	1	0.0	0.0	0.0
3	Harvey	5	12.2	1.4	1.2
4	Pinzan	4	8.2	2.0	4.5
5	Tsineke	3	12.3	1.7	2.3
11	Blagrove	0	0.0	0.0	0.0
12	Bermejo	3	0.7	0.7	0.3
13	Guerreiro	0	0.0	0.0	0.0
20	Mununga	3	10.0	9.0	1.3
21	Leverett	7	4.0	5.7	0.1
22	Brabencova	2	10.0	6.0	3.5
24	Rodriguez	0	0.0	0.0	0.0
31	Jordao	3	0.7	3.0	0.3

BULLS' CAREER STARTS & GAMES PLAYED

No.	Name	17-18	18-19	19-20	20-21	Tot	GP
0	Vitulova	-	-	29 *	-	-	7
1	Alvarez	-	-	8	1	9	25
2	Lazic	-	-	-	1	1	13
3	Harvey	-	24	16	12	52	66
4	Pinzan	-	15	24	12	51	70
5	Tsineke	-	-	22	8	30	38
11	Blagrove	-	-	-	-	-	4
12	Bermejo	-	-	1	1	2	35
13	Guerreiro	-	-	-	-	-	7
20	Mununga	-	-	27	12	39	41
21	Leverett	0	24	12	11	47	105
22	Brabencova	-	-	14	1	15	36
24	Rodriguez	-	-	-	-	-	4
31	Jordao	-	12	10	1	23	53

* Starts occurred while at Wyoming

TICKET INFORMATION

■ USF Athletics welcomed fans back to the Yuengling Center for American Athletic Conference basketball action in the 2020-21 season presented by Tampa General Hospital beginning on Tuesday, Dec. 22 when the men's basketball team hosted Wichita State ... The original game to allow fans in the Yuengling Center was Dec. 19, when the women's basketball team was scheduled to take on Houston, however that game was postponed due to COVID-19 issues within the Cougars' program ... **Scan the QR code with your mobile device for complete information and to get the USF Bulls mobile ticket app.**



■ USF plans to welcome fans to approximately 1,200 seats in physically-distanced pods ranging in size from two persons to four persons, with seating reserved for up to 300 students mostly in their traditional baseline seating area ... There will be no 100-level seating behind the team benches or court-side seating, as a 12-foot perimeter will be implemented surrounding the court.

UP NEXT FOR USF

■ Following the Cincinnati game, USF closes out its three-game homestand when it returns to the Yuengling Center on Feb. 20, to butt heads with Tulane ... Game time is slated for 7 p.m. with the game being streamed live on ESPN+.

■ Following the Tulane game, The Bulls will close out their regular season with three of the final four games on the road, starting at Temple on Feb. 24 (3:30 p.m., ESPN+) and at Houston on Feb. 27 (3 p.m. ET, ESPN+).

■ USF ends the regular season with back-to-back War on I-4 tilts against UCF on March 2 (7 p.m., ESPN+) in the Yuengling Center, and then two nights later in Orlando on March 4 (6 p.m., ESPN+).

SCHEDULE UPDATES

■ The American Athletic Conference announced that the game featuring USF at UCF, on Feb. 7, has been rescheduled for Thursday, March 4, at 6 p.m. at Addition Financial Arena in Orlando ... The game will be aired nationally on ESPNU ... Game time is at 6 p.m. ... The original date was postponed due to COVID-19 issues within both the USF and UCF programs.

A QUICK LOOK AT THE BULLS

■ The Bulls lead, or are in the top three, in the American Athletic Conference in several statistical categories through games of Feb. 13 (Complete NCAA team and individual ranking summaries can be found on pgs. 14-15):

Assist/Turnover Ratio	1st (1.31)
Assists Per Game	1st (17.5)
Blocked Shots Per Game	2nd (4.1)
Defensive Rebounds Per Game	1st (29.9)
Fewest Turnovers	2nd (16.0)
FG Percentage Defense	2nd (33.2)
FT Percentage	2nd (69.9)
Offensive Rebounds Per Game	1st (16.0)
Rebounding Margin	1st (10.5)
Rebounds Per Game	1st (45.92)
Scoring Defense	2nd (52.4)
Scoring Margin	1st (18.8)
Scoring Offense	1st (71.2)
3-Point FG Defense	1st (19.0)
3-Point FG Made	3rd (100)
3-Point FG Per Game	1st (8.3)
3-Point FG Percentage	2nd (32.4)
Won-Loss Percentage	1st (91.7)

■ Maria Alvarez is averaging 10.2 points per game on the year, and is fourth on the team in scoring through the Tulsa game ... Alvarez is shooting 42.9 percent (30-for-70) from the field and 45.8 percent (27-of-59) from behind the three-point arc ... Her three-point field goal percentage is first in The American through Feb. 15, and 11th in the nation ... She is also shooting 78.9 percent from the free-throw line, going 15-for-19 from the charity stripe ... She led USF in scoring with 18 points against No.

2020-21 USF WOMEN'S BASKETBALL MEDIA GUIDE

■ Scan the QR code on the right for a PDF version of the 2020-21 USF women's basketball media guide, which includes staff and player bios, career records, program history and much more.



USF WEEKLY MEDIA PLANNER

MON. 15	TUE. 16	WED. 17	THURS. 18	FRI. 19	SAT. 20	SUN. 21
Practice, 3:45 p.m.	Practice, 3:45 p.m.	vs. Cincinnati, 7 p.m.	Practice, 3:45 p.m.	Practice, 1 p.m.	vs. Tulane, 7 p.m.	TBA

4/4 Baylor in her first game of the season, and has scored no fewer than eight points in seven of the other nine games played in ... She has netted double figures in three of the last four games, averaging 13.5 points per game during that stretch.

■ Alvarez came up big in the Bulls' win over Houston on Jan. 9, pouring in a career high 23 points against the Cougars ... She shot a blistering 77.8 percent (7-for-9) from the field, 75.0 percent (6-for-8) from three-point range, and was a perfect 3-for-3 from the free-throw line ... Alvarez surpassed her previous career best of 20 points against VCU on Nov. 15, 2019.

■ Elena Tsineke has netted double figures in six of the last eight games she has played in, and is averaging 12.0 points per game on the year, tops on the team ... During that eight-game stretch she is netting 13.6 points per outing ... After scoring just 23 points in her first three games, she has netted 109 points in her last eight games ... She started to heat up against No. 4/4 Baylor and No. 6/7 Mississippi State, netting back-to-back nine-point games.

■ Tsineke recorded an epic performance on Jan. 6 against Wichita State when she poured in a career high 31 points on 11-for-16 (68.8 percent) shooting from the field, 5-for-8 (62.5 percent) from behind the three-point arc, and a perfect 4-for-4 from the charity stripe ... Tsineke's scoring outburst was the 60th all-time 30-point game in program history, and the first since Enna Pehadzic scored 35 points on Feb. 20, 2019 against East Carolina.

■ Sydney Harvey netted a season high 21-points at Cincinnati on Dec. 22, and is currently netting 10.8 points per outing ... She has scored double figures in nine of USF's 12 games this season ... She fell just shy of double digits (8 pts.) against No. 6/7 Mississippi State on Dec. 5.

■ Bethy Mununga has picked up right where she left off last year, and that was controlling the glass ... Through games of Feb. 15, Mununga is tops in The American, and 11th in the nation, in rebounds per game, grabbing 11.8 boards per contest ... She grabbed a career high 21 rebounds against East Carolina on Jan. 2 ... She is also third in the AAC and in total rebounds, having hauled down 142 in 12 games ... For her career, Mununga has grabbed

double-figure rebounds in 26 games, and has 15 career double-doubles to her credit, including six this season.

■ Like Bethy Mununga, Elisa Pinzan has picked up where she left off following the 2019-20 season, although, for Pinzan, in the assist column ... Through games of Feb. 15, Pinzan is second in The American in total assists with 86, and 38th in the nation ... She is also first in the AAC in assists per game - and second in the nation, averaging 7.2 per contest ... She had a, then, career high 11 assists at Cincinnati on Dec. 22, however surpassed that on Jan. 9 with 14 dimes against Houston, tied for the second most in a game in program history.

■ In addition to being one of the top distributors of the ball, Pinzan is also one of the premier protectors of the ball as well ... Through Feb. 15, Pinzan is first in The American, and second in the nation, in assist/turnover ratio at 4.53 ... She has dropped 86 dimes on the year while just turning the ball over just 19 times.

SCOUTING CINCINNATI

■ Cincinnati comes into its game with USF with a 4-13 record and a 3-10 mark in The American, following its 70-51 loss to UCF on Feb. 13 ... The Bearcats have dropped six of their last seven games.

■ Ilmar'I Thomas is Cincinnati's lone double-figure scorer, netting an American Athletic Conference best 22.2 points per game ... That average is also good enough for 13th in the nation ... Thomas is also averaging a team high 7.5 rebounds per contest ... The Bearcats' second leading scorer, Destiny Haymer is averaging 7.9 points per outing.

THE SERIES AGAINST THE BEARCATS

■ Wednesday's game marks the 38th meeting between USF and Cincinnati with the Bulls leading the all-time series, 20-17 ... USF has won 13 of the last 16 games, and are 18-7 in the last 25 meetings against the Bearcats.

■ The Bearcats leads the all-time series, 11-8, in games played in Tampa.

■ USF defeated Cincinnati, 73-61, on Dec. 22 at Fifth/Third Arena in Cincinnati.

USF'S RECORD WHEN ...

Leading at halftime	11-0
Trailing at halftime	0-1
Tied at halftime	0-0
Overtime	0-0
USF shoots 50% or better from field	0-0
USF shoots 40-49% from field	5-0
USF shoots under 40% from field	6-1
Opp. shoots 50% or better from field	0-0
Opp. shoots 40-49% from field	2-0
Opp. shoots under 40% from field	9-1
USF outrebounds opponent	8-0
Opp. outrebounds USF	2-1
Tied in rebounds	1-0
USF records 10 or more steals	2-0
USF records 15 or more assists	8-0
USF commits less than 15 turnovers	7-0
USF commits 15 or more turnovers	4-1
USF commits less turnovers than opp.	6-0
USF commits more turnovers than opp.	5-1
USF shoots 70% or better from the line	6-1
USF shoots under 70% from the line	5-0
USF scores 59 points or less	0-0
USF scores between 60-69 points	5-1
USF scores between 70-79 points	3-0
USF scores between 80-89 points	3-0
USF scores between 90-99 points	0-0
USF scores more than 100 points	0-0
Two or less Bulls score in double figures	2-0
Three Bulls score in double figures	2-1
Four or more Bulls score in double figures	7-0
USF plays at Yuengling Center	7-1
USF plays on the road	4-0
USF plays at a neutral site	0-0
Playing in November	1-0
Playing in December	5-1
Playing in January	4-0
Playing in February	1-0
Playing in March	0-0
Playing on Saturday	5-0
Playing on Sunday	1-0
Playing on Monday	0-0
Playing on Tuesday	1-1
Playing on Wednesday	4-0
Playing on Thursday	0-0
Playing on Friday	0-0
Playing during the afternoon	6-0
Playing during the evening	5-1
Games decided by three points or less	0-0
Games decided by four to 10 points	2-1
Games decided by 11-20 points	4-0
Games decided by more than 20 points	5-0

SCORING MARGINS

Points: Margin of victory										
1	2	3	4	5	6	7	8	9	10+	
-	-	-	1	-	-	1	-	-	9	

Points: Margin of defeat										
1	2	3	4	5	6	7	8	9	10+	
-	-	-	-	1	-	-	-	-	-	

2020-21 USF STARTING LINEUPS

Forward/Wing	Forward	Forward/Center	Guard	Guard	W-L
Tsineke	Mununga	Leverett	Pinzan	Harvey	7-1
Bermejo	Mununga	Jordao	Pinzan	Harvey	1-0
Brabencova	Mununga	Leverett	Pinzan	Harvey	1-0
Alvarez	Mununga	Leverett	Pinzan	Harvey	1-0
Lazic	Mununga	Leverett	Pinzan	Harvey	1-0

A LOOK AT THE AMERICAN

AMERICAN ATHLETIC CONFERENCE STANDINGS (THRU 1/13)

	C-USA	Pct.	Over.	Pct.
USF ^	9-0	1.000	11-1	.917
UCF	8-1	.889	10-2	.833
Tulane	10-4	.714	14-5	.730
Houston	9-4	.692	12-5	.706
Temple	8-5	.615	8-8	.500
East Carolina	4-8	.333	6-11	.353
Tulsa	4-9	.308	5-9	.357
Cincinnati	3-10	.231	4-13	.235
Memphis ^	2-8	.222	4-10	.286
Wichita State	1-7	.125	4-9	.308
SMU *	0-2	.000	0-6	.000

* Canceled the remainder of the 2020-21 season

^ The American has declared a forfeit win for USF against Memphis for conference-standings purposes only as a result of the scheduled game from Jan. 17 that was not played. The teams' overall records are not affected.

PRESEASON POLL

1. USF (8)	7. Houston
2. UCF (1)	8. Memphis
3. Tulane	9. East Carolina
4. Cincinnati (2)	10. SMU
5. Temple	11. Tulsa
6. Wichita State	

AMERICAN ATHLETIC CONFERENCE SCHEDULE

February 17

Cincinnati at USF	7 p.m.
UCF at Tulane	7 p.m.
Temple at Tulsa	7 p.m.
Memphis at Wichita State	7 p.m.
East Carolina at Houston	TBD

February 20

Tulsa at UCF	12 p.m.
Wichita State at East Carolina	1 p.m.
Houston at Cincinnati	2 p.m.
Temple at Memphis	2 p.m.
Tulane at USF	7 p.m.

February 23

Tulane at Memphis	7:30 p.m.
-------------------	-----------

February 24

USF at Temple	3:30 p.m.
Cincinnati at East Carolina	6 p.m.
Houston at Wichita State	7 p.m.

February 27

Temple at UCF	1 p.m.
Memphis at East Carolina	1 p.m.
Cincinnati at Tulsa	2 p.m.

THE USF-MEMPHIS DECISION

"The American has declared a forfeit win for USF against Memphis for **conference-standings purposes only** as a result of the scheduled game from Jan. 17 that was not played. The teams' overall records are not affected."

The game was canceled after Memphis deemed itself unable to compete in the game due to health and safety concerns involving its roster.

The standings to the left reflect the forfeit the conference win adjustment only.

USF all-time against Cincinnati

Jan. 26, 1996	A	L	65-51
Feb. 23, 1996	H	L	76-55
Jan. 31, 1997	H	L	74-68
Jan. 11, 1998	H	W	76-72
Jan. 8, 1999	A	L	84-55
Feb. 20, 2000	A	L	84-62
Jan. 5, 2001	H	L	69-64
March 2, 2001	H	L	60-41
Jan. 27, 2002	A	L	92-47
Jan. 24, 2003	H	L	72-37
Feb. 6, 2004	A	W	66-64 (OT)
March 3, 2004	H	L	71-68
Jan. 9, 2005	H	W	74-56
Jan. 16, 2006	A	L	89-87
Jan. 6, 2007	H	W	67-49

MISCELLANEOUS USF STATISTICS

Double Figure Scorers

Sydni Harvey	9
Bethy Munuga	7
Elisa Pinzan	7
Elena Tsineke	6
Maria Alvarez	4
Kristyna Brabencova	3
Beatriz Jordao	2
Shae Leverett	1
Cristina Bermejo	1
Mihaela Lazic	1

Double-Doubles

Bethy Munuga	6
Elisa Pinzan	2
Beatriz Jordao	1

Games Leading (Sharing) Scoring Honors

Elisa Pinzan	4
Elena Tsineke	2
Maria Alvarez	2
Bethy Munuga	2
Kristyna Beabencova	1
Sydni Harvey	1

Games Leading (Sharing) Rebounding Honors

Bethy Munuga	10
Beatriz Jordao	1
Shae Leverett	1

Feb. 9, 2008	A	L	74-67
Feb. 28, 2009	H	W	84-78
March 7, 2009	N	W	68-58
Jan. 30, 2010	A	W	64-47
March 5, 2010	N	L	63-51
Jan. 5, 2011	H	L	57-56
Jan. 3, 2012	A	W	58-55
Jan. 15, 2013	H	W	77-44
Jan. 21, 2014	H	W	57-48
Feb. 19, 2014	A	W	62-43
Feb. 7, 2015	H	W	75-36
Feb. 24, 2015	A	W	74-44
Feb. 3, 2016	H	W	82-49
Feb. 12, 2016	A	W	78-51
Feb. 1, 2017	H	W	72-52
Jan. 3, 2018	A	W	69-46
Feb. 24, 2018	H	W	84-65
Jan. 30, 2019	H	L	57-56
March 2, 2019	A	L	57-43
Jan. 5, 2020	H	W	76-68
Feb. 2, 2020	A	L	60-55
Dec. 22, 2020	A	W	73-61

LAST TIME OUT

■ Bethy Munuga had 19 points and 15 rebounds and No. 14/15 South Florida played its first game in a month, beating Tulsa 67-46 on Feb. 13.

■ USF, which hadn't played since Jan. 13 due to COVID-19 issues within the program, won its pro-

USF'S LARGEST IN 2019-20

Lead	43 vs. Stetson (83-40)
Deficit	10 vs. Baylor (42-32)
Margin of victory	42 vs. Stetson (85-43)
Margin of defeat	5 vs. Baylor (67-65)
Halftime lead	24 vs. Jacksonville (49-25)
Halftime deficit	1 vs. Baylor (29-28)
Deficit in win	8, 2X, last vs. Tulane (12-4)
Halftime deficit in win	-
Lead in loss	6 vs. Baylor (11-5)
Halftime lead in loss	-

USF: HOME, ROAD & NEUTRAL

Category	Home	Road	Neutral
Record	7-1	4-0	0-0
Field Goal%	40.1	39.3	-
3-Pt. Field Goal%	33.8	29.3	-
Free Throw%	72.7	65.1	-
Oppt. Field Goal%	32.0	35.7	-
Oppt. 3-Pt. Field Goal%	17.7	21.8	-
Oppt. Free Throw%	61.3	61.7	-
Rebounding Avg.	47.5	42.8	-
Rebounding Margin	+11.4	+8.8	-
Assists/Gm.	19.8	13.0	-
Turnovers/Gm.	14.4	11.3	-
Blocks/Gm.	3.8	4.8	-
Steals/Gm.	7.0	7.0	-
Points/Gm.	72.8	68.3	-
Points Allowed/Gm.	52.8	51.8	-

gram-best 10th straight game including eight by double digits ... Sydni Harvey made four 3-pointers and scored 14 points for the Bulls, and Elisa Pinzan had 13 points and matched a career best with six steals ... The pair each had seven of the Bulls' 19 assists. Mihaela Lazić added a career-high 10 points.

■ Mununga had 13 points and 10 rebounds in the first half as USF closed on a 10-0 run for 33-20 half-time advantage ... The Bulls held a double-digit lead the rest of the way.

GOING STREAKING

■ The Bulls are currently in the midst of a program record 10-game winning streak, and look to extend that stretch against Cincinnati ... USF surpassed the previous mark of nine games originally set during the 2008-09 and 1972-73 seasons ... The Bulls also had won eight straight games, five times, the last coming during the 2017-18 campaign.

■ Included in the current nine game streak is a nine-game American Athletic Conference winning streak, also a program record, and best conference start, in team history ... USF surpassed the previous best, a 5-0 record to tip-off the 2014-15 campaign, with its 80-51 defeat of Houston on Jan. 9.

AMONG THE NATION'S LONGEST

■ Through Feb. 15, the Bulls' 10-game winning streak is the 10th longest streak in the nation.

Nation's longest winning streaks (THRU 2/15)

Rank	Team	Streak
1	Princeton	22
2	California Baptist	21
3	Bucknell	17
	Gonzaga	17
5	FGCU	16
6	South Dakota St.	14
7	Stephen F. Austin	12
8	Dayton	11
	Louisiana	11
10	USF	10

BULLS BOAST TOP 10 WINNING PERCENTAGE

■ Through games of Feb. 15, USF also boasts one of the top winning percentages in America, having won 91.7 percent of its games this season, which is good enough for eighth in the nation.

Nation's best winning percentages (THRU 2/15)

Rank	Team	W-L	Pct.
1	California Baptist	18-0	1.000
2	Bucknell	8-0	1.000
3	Texas A&M	19-1	.950
4	Louisville	19-1	.950
5	UConn	16-1	.941
6	Dayton	12-1	.923
7	Rice	12-1	.923
8	USF	11-1	.917

MILESTONE WATCH

■ One Bull comes into the Cincinnati game on the verge of hitting significant career milestone.

■ Shae Leverett comes into Wednesday's game with Cincinnati with 599 career rebounds, one shy of 600 for her career ... She looks to become the 17th player in program history to haul down 600 career rebounds.

300 DIMES FOR ELISA

■ On Jan. 13, at Tulane, Elisa Pinzan became the 12th player in program history to dish out 300 career assists, handing out seven against the Green Wave ... She finished with game with 303 for her career ... She is now just five assists shy of equaling Angie Snyder (1989-92) in 11th place with 315, and seven shy of equaling Andre Smith (2010-13) in 10th with 317.

DOUBLE DIPPING

■ Twelve games, nine double-doubles for three separate Bulls.

■ Most recently, Bethy Mununga recorded her sixth double-double of the season, logging a 19-point, 15-rebound effort against Tulsa on Feb. 13, while showing no rust from the Bulls' 31-day pause due to COVID-19 ... It was Mununga's 15th double-double of her career ... Prior to the Tulsa game, her last double-double was a 12-point, 14-rebound outing against Houston on Jan. 9.

■ Mununga had a spectacular 23-point, 21 rebound effort against East Carolina on Jan. 2 ... Prior to ECU, Mununga had a 13-point, 14 rebound effort at Cincinnati on Dec. 22 ... Mununga also posted a 10-point, 11-rebound game against Stetson on Dec. 13 ... Earlier in the season, the former two-time junior college All-American had 13 points and 10 rebounds against No. 4/4 Baylor on Dec. 1 ... It was

TOP 25 RANKINGS

ASSOCIATED PRESS (Feb. 15)

1.	Connecticut	16-1
2.	South Carolina	17-2
3.	Louisville	19-1
4.	NC State	13-2
5.	Texas A&M	19-1
6.	Stanford	19-2
7.	Baylor	16-2
8.	UCLA	12-3
9.	Maryland	14-2
10.	Arizona	14-2
11.	Michigan	11-1
12.	USF	11-1
13.	Oregon	12-5
14.	Indiana	13-4
15.	Ohio St.	12-3
16.	Gonzaga	18-2
17.	Kentucky	15-5
18.	Arkansas	15-7
19.	DePaul	12-4
19.	West Virginia	16-3
21.	Tennessee	12-5
22.	Georgia	16-4
23.	South Dakota State	17-2
24.	Northwestern	11-4
25.	Missouri St.	13-2

Also Receiving Votes: Rutgers 10; Stephen F. Austin 7; Oklahoma State 6; Florida Gulf Coast 5; Georgia Tech 3; **Mississippi State 2**; Virginia Tech 2; Rice 2.

USA TODAY/WBCA COACHES POLL (Feb. 16)

1.	Connecticut	16-1
2.	Louisville	19-1
3.	South Carolina	17-2
4.	Stanford	19-2
5.	Texas A&M	19-1
6.	NC State	13-2
7.	Arizona	14-2
8.	Baylor	16-2
9.	UCLA	12-3
10.	Maryland	14-2
11.	Michigan	11-1
12.	Indiana	13-4
13.	Oregon	12-5
13.	Ohio St.	12-3
15.	USF	11-1
16.	Gonzaga	18-2
17.	Kentucky	15-5
18.	Arkansas	15-7
19.	DePaul	12-4
20.	Missouri St.	13-2
21.	Tennessee	12-5
22.	Northwestern	11-4
23.	Georgia	16-4
24.	West Virginia	16-3
25.	South Dakota State	17-2

Also Receiving Votes: Mississippi State 35; Florida Gulf Coast 29; Dayton 18; Rice 13; Georgia Tech 5; Rutgers 4; Texas 3; Iowa 2; Oklahoma State 1; Michigan St 1.

GETTING SOCIAL WITH THE BULLS

■ Fans are encouraged to follow @USFWBB on Twitter, and "Like" USF women's basketball on Facebook (www.Facebook.com/USFwomensbasketball) for the latest Bulls' basketball news ... Follow all of USF's athletic teams on Twitter (@USFAthletics), Facebook (Facebook.com/USFAthletics), YouTube (BullsVision), and Instagram (USFAthletics).

her second straight game against the Lady Bears - in as many years - with double-digit points and rebounds.

■ Elisa Pinzan logged her second career double-double on Jan. 9, against Houston, with an 11-point, and a career high 14-rebound performance ... The first of her career was a 14-point, 11-rebound effort against No. 6/7 Mississippi State on Dec. 5 in USF's 67-63 overtime win.

■ Beatriz Jordao got her 2020-21 campaign off to an impressive start after being banged up during the 2019-20 season ... Jordao recorded her second career double-double - and the first since her collegiate debut at Ohio State on Nov. 6, 2018 - with a 12-point and a career high 14-rebound performance against Jacksonville on Nov. 28 ... Jordao's only other double-double was a 17-point, 10-rebound outing against the Buckeyes in a 71-47 rout.

2020-21 USF double-doubles

Jordao _____ Nov. 28 vs. Jacksonville (12 pts./14 rbs.)
Mununga _____ Dec. 1 vs. Baylor (13 pts./10 rbs.)
Pinzan _____ Dec. 5 vs. Mississippi St. (14 pts./11 rbs.)
Mununga _____ Dec. 13 vs. Stetson (10 pts./11 rbs.)
Mununga _____ Dec. 22 at Cincinnati (13 pts./14 rbs.)
Mununga _____ Jan. 2 vs. ECU (23 pts./21 rbs.)
Mununga _____ Jan. 9 vs. Houston (12 pts./14 rbs.)
Pinzan _____ Jan. 9 vs. Houston (11 pts., 14 asts.)
Mununga _____ Feb. 13 vs. Tulsa (19 pts., 15 rbs.)

A DOUBLE-DOUBLE MACHINE

■ Bethy Mununga has been a double-double machine since stepping on USF's campus ... Mununga has 15 double-doubles in her 41 games with the Bulls, including six this season.

Mununga's career double-doubles

Nov. 5, 2019 vs. Jacksonville _____ 11 pts./12 rbs.
Nov. 12, 2019 vs. Howard _____ 14 pts./11 rbs.
Nov. 15, 2019 vs. VCU _____ 14 pts./12 rbs.
Nov. 19, 2019 vs. No. 2/2 Baylor _____ 16 pts./12 rbs.
Nov. 28, 2019 vs. South Dakota St. _____ 15 pts./12 rbs.
Dec. 30, 2019 vs. Brown _____ 16 pts./14 rbs.
Jan. 22, 2020 at Wichita State _____ 13 pts./15 rbs.

Feb. 13, 2020 at Tulane _____ 11 pts./17 rbs.
Feb. 29, 2020 vs. SMU _____ 13 pts./16 rbs.
Dec. 1, 2020 vs. No. 4/4 Baylor _____ 13 pts./10 rbs.
Dec. 13, 2020 vs. Stetson _____ 11 pts./11 rbs.
Dec. 22, 2020 at Cincinnati _____ 13 pts./14 rbs.
Jan. 4, 2021 vs. ECU _____ 23 pts./21 rbs.
Jan. 9, 2021 vs. Houston _____ 12 pts./14 rbs.
Feb. 13, 2021 vs. Tulsa _____ 19 pts./15 rbs.

A DAY TO REMEMBER

■ Bethy Mununga recorded one of the best single game performances in program history on Jan. 2, against East Carolina ... Mununga recorded just the eighth 20-20 game in program history when she poured in 23 points and grabbed 21 rebounds against East Carolina on Jan. 2 ... In addition to being extremely productive, she was extremely efficient, shooting 7-for-11 (63.6 percent) from the field and 9-of-12 (75.0 percent) from the charity stripe.

■ Mununga became the 14th player in program history to grab 20 or more rebounds, and her total is tied for the fourth most in a single game in school history, and tied for the fifth most in American Athletic Conference history.

DROPPIN' DIMES

■ The Bulls were feeling especially giving during Thanksgiving week as they handed out 29 assists in their season opener against Jacksonville on Nov. 28 ... The 29 dimes marked USF's seventh most in a single game in program history ... The Bulls also handed out 29 against FIU (Nov. 30, 2016), Grambling (Dec. 18, 2008), and Stetson (Dec. 3, 1983).

■ USF has handed out 20-or-more assists in four of its 12 games this season, including in two of its last four played.

USF's 20-plus assist games in 2020-21

Nov. 28 vs. Jacksonville _____ 29
Dec. 13 vs. Stetson _____ 23
Jan. 6 vs. Wichita State _____ 21
Jan. 9 vs. Houston _____ 22

■ Elena Tsineke and Mihaela Lazic accounted for 12 of the Bulls' 29 assists against the Dolphins ... Tsineke dished out a career high seven assists while Lazic's five also marked a career-best.

■ Coming into the Cincinnati game, USF is fifth in The American in total assists with 210, and first in assists per game, and 14th nationally, recording 17.5 per outing, through Feb. 15.

■ Elisa Pinzan is currently second in The American, and 38th nationally, in total assists with 86, and tops in the conference, and second nationally in assists per game, handing out 7.2 per contest, through Feb. 15.

DON'T STOP THE PINZANITY!!

■ Elisa Pinzan has been the premier distributor of the ball for the past two plus seasons, averaging 4.4 assists per game during her career ... Coming into the Cincinnati game, Pinzan has handed out five-or-more assists 31 times ... In addition, she has handed out seven-plus assists 19 times.

■ After dishing out, a then, career best nine assists, two times, Elisa Pinzan finally established a new career high with 11 handouts at Cincinnati on Dec. 22 ... Her 11 dimes are tied for the 11th most in a single game in program history.

■ It didn't take Pinzan long to surpass her 11-assist mark and establish a new career high ... On Jan. 9 against Houston, Pinzan handed out 14 assists, which is tied for the second most in a single game in program history.

2020-21 USF HONORS

Sydni Harvey

■ AAC Weekly Honor Roll (Dec. 28)

Beatriz Jordao

■ AAC Weekly Honor Roll (Nov. 30)

Bethy Mununga

■ AAC Weekly Honor Roll (Feb. 15)
■ NCAA Starting Five (Jan. 7)
■ AAC Co-Player of the Week (Jan. 4)
■ College Sports Madness AAC Player of the Week (Jan. 4)
■ College Sports Madness AAC Player of the Week (Dec. 7)
■ Preseason Katrina McClain Award Watch List

Elisa Pinzan

■ AAC Player of the Week (Jan. 18)
■ AAC Weekly Honor Roll (Dec. 21)
■ NCAA Starting Five (Dec. 9)
■ AAC Player of the Week (Dec. 7)
■ Preseason All-AAC Second Team

Elena Tsineke

■ AAC Weekly Honor Roll (Jan. 11)
■ AAC Weekly Honor Roll (Dec. 14)
■ Preseason All-AAC Second Team

Pinzan's career games with five-plus assists

14	Houston (Jan. 9, 2021)
11	at Cincinnati (Dec. 22, 2020)
9	Wichita State (Jan. 6, 2021)
9	Mississippi State (Dec. 5, 2020)
9	SMU (Feb. 29, 2020)
8	East Carolina (Jan. 2, 2021)
8	VCU (Nov. 15, 2019)
8	vs. Tulane (March 8, 2019)
8	Bethune Cookman (Nov. 15, 2018)
7	Tulsa (Feb. 13, 2021)
7	at Tulane (Jan. 13, 2021)
7	Temple (Feb. 9, 2020)
7	at Wichita State (Jan. 22, 2020)
7	at Temple (Jan. 16, 2020)
7	at Tulsa (Jan. 12, 2020)
7	Alabama State (Dec. 6, 2019)
7	Wichita State (Feb. 23, 2019)
7	Tulsa (Feb. 16, 2019)
7	Oklahoma (Nov. 18, 2018)
6	Baylor (Dec. 1, 2020)
6	at Memphis (2/22/20)
6	Tulane (Jan. 25, 2020)

6	at Baylor (Nov. 19, 2019)
6	Memphis (Jan. 23, 2019)
6	vs. Virginia (Dec. 21, 2018)
5	East Carolina (Feb. 25, 2020)
5	at UCF (Jan. 19, 2020)
5	Texas (Nov. 8, 2019)
5	Jacksonville (Nov. 5, 2019)
5	UConn (March 3, 2019)
5	vs. UCLA (Nov. 24, 2018)

THE BULLS HAVE BEEN TREYMENDOUS ...

■ USF has had the hot hand from behind the three-point arc, hitting 100 shots from long range in its first 12 games ... The Bulls are third in The American in three-point field goals made through Feb. 15.

■ The Bulls hit a season high 12 treys against Wichita State on Jan. 6, which is tied for the 12th most in a single game in program history.

■ Maria Alvarez leads the way for the Bulls with 27 treys made on the year, while Sydni Harvey is in second, hitting 22, and Elena Tsineke 16 ... Elisa Pinzan (18) and Kristyna Brabencova (11) also have double-figure treys.

... OPPONENTS NOT SO MUCH


■ USF has wreaked havoc defensively with its opposition around the three-point line in its 12 games ... The Bulls have held their opponent to a dismal 19.0 percent (32-for-168), including a combined 2-for-24 (0.08 percent) by No. 4/4 Baylor (0-for-11) and Mississippi State (2-for-13).

■ Through Feb. 15, the Bulls are first in the nation in three-point field goal percentage defense.

CHAIRWOMEN OF THE BOARDS ...

■ The Bulls have been a force on the boards this season at both the conference and national levels ... USF comes into its game with Cincinnati first in The American in rebounds per game, and sixth nationally (45.9) ... In addition, the Green and Gold leads the AAC in rebounding margin with a +10.5 difference, 11th nationally.

NCAA SELECTS TAMPA BAY TO HOST FOUR SIGNATURE D-I EVENTS; WOMEN'S FINAL FOUR MAKES FOURTH STOP IN TAMPA



■ On Wednesday, Oct. 14, 2020, the National Collegiate Athletic Association (NCAA) announced that Tampa Bay has been selected as the host site of four major NCAA Championships, which includes the 2023 Division I Men's Frozen Four, 2023 Division I Women's Volleyball Championship, 2025 NCAA Division I Women's Final Four and 2026 NCAA Division I Men's Basketball First and Second Rounds.

In 2023, Tampa Bay will have the unique opportunity to host the Men's Frozen Four and Women's Volleyball Championship in the same calendar year, both at Amalie Arena. This marks Tampa Bay's third time hosting the Men's Frozen Four (2012, 2016) and second time hosting the Women's Volleyball Championship (2009).

In 2025, Tampa Bay will welcome the Women's Final Four back for a record fourth time. Tampa Bay has welcomed more fans in Women's Final Four history than any other city, with a combined 123,039 fans attending in 2008, 2015 and 2019. In 2019, sellout crowds in Amalie Arena totaled 40,189 fans as the Baylor Lady Bears claimed the national championship.

- ✓ 2023 NCAA Division I Men's Frozen Four (University of Wisconsin)
- ✓ 2023 NCAA Division I Women's Volleyball Championship (USF)
- ✓ 2025 NCAA Division I Women's Final Four (USF)
- ✓ 2026 NCAA Division I Men's Basketball First and Second Rounds (USF)



GAMEDAY. EVERY DAY.

■ USF has been particularly impressive on the offensive glass, leading The American, averaging 16.0 boards per contest, also good enough for 16th in the nation.

CHART CLIMBERS

■ Shae Leverett continues to move up the school's career blocked shot and rebounding charts ... Coming into the game with Tulsa, Leverett's 93 blocked shots equals Courtney Williams (2012-16) in seventh place on the school's career list with 93 ... She is now 12 blocks shy of equalling Keira Rozier (1992-95) in sixth all-time with 103.

■ In addition, Leverett continues to move up the school's career rebounding chart ... Against Houston, Leverett's nine rebounds gave her 586, surpassing ChiChi Okpaleke (2004-08) and her 580, moving into sole possession of 17th place ... She currently has 599 rebounds for her career, entering the Cincinnati game.

■ Elisa Pinzan currently has 310 career assists, placing her all alone in 12th all-time on the school's career assist list ... Next up on the list is Angie Snyder (1989-92), in 11th place with 315 career handouts.

BETHY MUNUNGA TABBED AAC CO-POW

■ Bethy Mununga was named the American Athletic Conference weekly Honor Roll for the week ending Feb. 14 ... She helped the Bulls to an impressive 67-46 win over Tulsa on Feb. 13, in their lone game this past week - and their first game in 31 days - after being on pause due to COVID related issues ... Mununga logged game highs of 19 points and 15 rebounds, while also blocking one shot ... Her double-double was the 14th of her career and the sixth of the season, and it was the ninth time in 12 games that she grabbed double-digit rebounds ... She shot 63.6 percent (7-for-11) from the field, including 1-for-2 (50.0 percent) from behind the three-point arc, and 80.0 percent (4-for-5) from the free-throw line in just over 30 minutes of play.

USF's 2020-21 Weekly AAC Honorees

Beatriz Jordao _____ AAC Honor Roll (Nov. 30)
Elisa Pinzan _____ AAC Player of the Week (Dec. 7)
Elena Tsineke _____ AAC Honor Roll (Dec. 13)
Elisa Pinzan _____ AAC Honor Roll (Dec. 21)
Sydni Harvey _____ AAC Honor Roll (Dec. 28)
Bethy Mununga _____ AAC Player of the Week (Jan. 4)
Elena Tsineke _____ AAC Honor Roll (Jan. 11)
Bethy Mununga _____ AAC Honor Roll (Feb. 15)

FERNANDEZ WITHIN REACH OF MILESTONE: 400 CAREER WINS

■ Jose Fernandez enters the 2020-21 season - his 21st as a head coach - within reach of a milestone victory ... Fernandez currently boasts a 384-273 career coaching record with the Bulls, just 16 wins shy of his 400th career win ... Fernandez won his 350th game on Feb. 23, 2019, when the Bulls defeated Wichita State at home, 55-46.

■ Coming into the season, only 140 coaches (with a minimum of 10 years in Division I) have reached the 400-win marker.

FERNANDEZ AMONG THE AMERICAN'S ELITE

■ Fernandez also comes into the season as one of the elite coaches in the The American ... Entering his 21st season, the Miami native is second all-time in overall wins - only trailing UConn head coach Geno Auriemma (252) - while coaching in the AAC with 173 victories, and is sixth all-time in winning percentage (68.9 percent, 173-78); third among head coaches with 100 or more games coached in the conference.

■ In addition, in career American Athletic Conference league games, Fernandez is third all-time in conference wins with 93, and tied for third in conference winning percentage (72.6 percent, 93-35); second with over 100 games coached in the AAC.

HOME, SWEET HOME

■ To say that the Bulls have defended their home court over the last five seasons is an understatement ... Currently, USF boasts a dominating 82-16 record at the Yuengling Center since the 2014-15 season ... The Green and Gold has dropped just one game in two of the seven seasons, with those coming during the 2017-18 (13-1) and 2015-16 (15-1) seasons ... The Bulls were 14-2 on their home floor in 2019-20.

Seasons with four or fewer home losses since the beginning of the 2014-15 season

2019-20	14-2
2017-18	13-1
2016-17	10-4
2015-16	15-1
2014-15	13-3

■ USF has proven to be one of the elite teams in the American Athletic Conference, and to do that you need to win games at home ... The Bulls are 41-13 in AAC games at home, and were 29-5 prior to the 2018-19 season.

■ Games at the Yuengling Center are no vacation for nonconference foes when they come to Tampa ... Over the last six seasons, the Bulls have posted a 39-3 record in nonconference games at home ... USF has won 24-of-25 nonconference games, and 36 of its last 38, with the only losses coming to Louisville during the 2016-17 season and Baylor this season.

■ During the last six years, the likes of Oklahoma, LSU, Louisville, Penn State, Oklahoma State, St. John's, Texas, Baylor and Mississippi State have visited USF for nonconference match ups.

MORE WITH LESS

■ Although it wasn't as bad as the 2018-19 campaign when USF lost three potential all-conference players to season-ending injuries, but for the second straight year - during the 2019-20 campaign - the Bulls were hit with the injury bug in a big way ... USF had seven players, to end the season, who missed a total of 73 games, and the Bulls were still within reach of winning 20 games for the ninth time during Jose Fernandez's head coaching tenure, and were poised for another trip to the postseason ... Of the seven players, two - Mihaela Lazic and Maria Alvarez - were lost for the season.

■ During the 2018-19 campaign, a total of six players missed a combined 86 games due to injury.

Games missed during 2019-20 due to injury

PG __ Mihaela Lazic (back - season ending)	31
G __ Maria Alvarez (knee - season ending)	17
G __ Sydni Harvey (knee)	10
W __ Kristyna Brabencova (ankle, illness)	7
PG __ Elisa Pinzan (ankle)	5
F __ Bethy Mununga (hamstring)	3

Note - Elena Tsineke was ruled ineligible by the NCAA for the first five games of 2019-20 and did not play ... She is not included in this figure.

USF TABBED FIRST IN PRESEASON AAC POLL

■ USF has been picked to finish atop the American Athletic Conference this season in the league's preseason coaches poll ... It marks the first time in program history that the Bulls have been selected first in a preseason conference poll.

■ USF earned the top spot with 98 total points and eight of the 11 first-place votes ... UCF (79) was picked to finish second and Tulane (78) third, while Cincinnati (73) and Temple (57) round out the top five teams in the preseason poll ... Wichita State (54), Houston (49) and Memphis (40) were slotted sixth through eighth, respectively, with East Carolina (36), SMU (31) and Tulsa (10) rounding out the bottom three teams ... UCF (1) and Cincinnati (2) were the only two other schools to earn first place votes.

■ During the first seven years of The American, the Bulls were picked second five times (2014-15, 2015-16, 2017-18, 2018-19, 2019-20), behind previous AAC member, UConn, which was selected first all seven seasons ... USF finished third in 2013-14 and 2016-17.

TSINEKE, PINZAN EARN ALL-AAC HONORS

■ In addition to the Bulls being picked first in The American preseason poll, sophomore guard Elena Tsineke and junior guard Elisa Pinzan were recognized by the league's coaches, being named to the AAC Preseason All-Conference Second Team ... Both players were also honored at the conclusion of the 2019-20 campaign.

■ Tsineke, the team's top returning scorer from a year ago, averaged 12.4 points per game in 2019-20 and 12.6 points per outing in AAC games, en route to being named The American Freshman of the Year, Third Team All-Conference and to the AAC All-Freshmen Team.

■ Tsineke shot 37.3 percent (115-307) from the field and hit 44 of her 138 shots from behind the three-point arc (31.9 percent), while also leading The American in free-throw shooting percentage, hitting 88.2 percent (60-for-68) from the charity stripe ... She tallied double figures in 18 games on the year in 27 games played, and poured in 20-or-more points four times during her rookie campaign, including a career-high 25 points in a dominating 99-51 win over Temple.

■ Pinzan established herself as one of the top point guards in The American during the 2019-20 campaign, while joining Tsineke as an All-Conference Third Team selection at the end of the year ... She averaged 9.0 points per game, 4.5 assists per outing, and 2.9 rebounds per contest, in 27 games, including 24 starts ... Despite missing five games during the season due to an ankle injury, Pinzan was the conference leader in assists per game, and was fourth in total assists (121) ... In addition, she scored in double figures in 10 games on the year and handed out five-or-more assists 14 times.

MUNUNGA NAMED TO KATRINA MCCLAIN PRE-SEASON WATCH LIST

■ Bethy Mununga is one of 20 players to be named to the Katrina McClain Watch List as the top power forward in America, as given by the Naismith Memorial Basketball Hall of Fame and the Women's Basketball Coaches Association ... Mununga is the lone representative of the American Athletic Conference.

■ Mununga proved to be one of the top post players in The American, during her first season with the Bulls, after transferring from Northeastern Oklahoma A&M ... She was third on the team in scoring, averaging 9.2 points per game, and tops in rebounding, grabbing 10.1 boards per contest ... Mununga's rebounds per game average was second in The American, along with her total rebounds (292), in addition to being ranked 32nd and 36th in the nation, respectively ... She averaged 3.8 offensive rebounds per game, good enough for second in The American and 26th in the nation.

LACING 'EM UP AGAINST THE BEST

■ The landscape of Division I basketball scheduling was drastically changed due to the COVID-19 pandemic, however, one thing that remains a constant is the fact that the Bulls will still challenge themselves during the nonconference portion of their schedule, despite only four nonconference games ... Highlighting the Bulls' out-of-conference slate - both at home nonetheless - will be Baylor (Dec. 1) and Mississippi State (Dec. 8), with the Bulldogs as part of the AAC/SEC Challenge.

■ The Bulls will also face in-state foes Jacksonville (Nov. 28) and Stetson (Dec. 13).

■ USF was scheduled to take part in the inaugural Battle 4 Atlantis, at the Atlantis Resort in Paradise Islands, Bahamas, against a field that also included; Central Michigan, Marquette, Minnesota, Oklahoma, Oregon, South Carolina, and Syracuse. The Bulls, however, pulled out of the event due to concerns related to COVID-19.

PRIMED FOR THE POSTSEASON

■ USF has made 15 postseason tournament appearances and had six NCAA Tournament berths in head coach Jose Fernandez's 20 seasons ... The all-time winningest coach in program history, Fernandez has guided USF to nine 20-win seasons, two WNIT Final Four appearances, the 2009 WNIT championship and won more than 370 games.

■ Boasting a 19-13 record through the end of the American Athletic Conference Tournament last season, the Bulls were poised to make their 16th postseason appearance before the NCAA shut the season down due to the COVID-19 pandemic.

NEW KIDS ON THE BLOCK

■ The Bulls welcome four players to this year's 2020-21 roster, including a Division I transfer (Tereza Vitulova) and three freshmen (Jade Blagrove, Sara Guerreiro, and Angelee Rodriguez).

■ Vitulova (Domaš, Czech Republic) comes to USF after two very successful seasons at the University of Wyoming, where she was named All-Mountain West Conference following her sophomore year ... During the 2019-20 season, she played in and started all 29 games during the season for the Cowgirls, averaging 25.1 minutes per game, and averaged a team-high 14.2 points and 5.6 rebounds per game to go along with 0.5 assists per outing ... She shot a Mountain West-best 54.8 percent (176-for-321) from the field while shooting 44.2 percent (19-for-43) from three and 85.1 percent (40-for-47) from the free throw line ... Vitulova reached double-figure scoring 22 times, at least 20 points six times and at least 30 points once ... She scored a career-high 30 points against San Diego State (Jan. 22, 2020).

■ Guerreiro (Seixal, Portugal) played for Quinta Dos Lombos in Lisbon, Portugal, the same team as current Bull Beatriz Jordao ... She brings extensive high-level international experience ... Averaged 5.9 points and 3.0 rebounds per game while shooting 52.7 percent from the field and 83.3 percent from the free-throw line for Quinta Dos Lombos ... On the international stage during the summer of 2019, Guerreiro split time with Portugal's U20 national team, averaging 8.0 points, 1.7 rebounds and 1.5 assists per outing ... Logged 9.0 points and 4.1 rebounds per outing with the U18 national team.

■ Blagrove (Barendrecht, Netherlands) averaged 17.6 points and 10.0 rebounds per game before the season was shut down in March due to the COVID-19 pandemic ... She was voted the Most Valuable Player in the 2019 European Girls Basketball League (EGBL) Tournament held in Minsk, Belarus ... During the 2018-19 season, Blagrove helped Orange Lions Academy to the U20 EGBL Cup, and also spent time with the Netherlands U14, U16 and U18 national teams. ... Ranked 26th in the world, the Netherlands finished sixth in the 2018 U18 European Championships in Oberwart, Austria.

■ After being named to the South Florida Sun Sentinel Preseason Next Five prior to her senior campaign, Rodriguez (Las Piedras, Puerto Rico) averaged 8.8 points, 9.5 rebounds and 1.5 blocked shots per game as a senior at St. Thomas Aquinas (STA) High School in Ft. Lauderdale ... As a senior, she helped the Raiders to a 20-8 record - and a No. 12 ranking among all FHSAA 6A schools - while helping to guide STA to the regional semifinals before losing to eventual 6A state champion Blanche Ely.

WHERE USF RANKS AS A TEAM IN THE NCAA (THROUGH FEBRUARY 15)

NCAA STATISTICS

South Fla. - 2020-21 Women's Basketball Ranking Summary thru games 02/15/2021

Statistic	National Rank	Conference Rank	Value	National Leader	Value	Conference Leader
Assist Turnover Ratio (336 ranked)	14	1	1.31	Bucknell	1.72	South Fla.
Assists (336 ranked)	161	5	210	Drake	421	Tulane
Assists Per Game (336 ranked)	14	1	17.5	Baylor	22.5	South Fla.
Blocked Shots (336 ranked)	151	5	49	Oklahoma St.	147	Cincinnati
Blocked Shots Per Game (336 ranked)	71	2	4.1	South Carolina	7.4	Cincinnati
Defensive Rebounds per Game (30 ranked)	19	1	29.9	Troy	32.7	South Fla.
Fewest Fouls (336 ranked)	44	3	196	Duke	52	SMU
Fewest Turnovers (336 ranked)	26	2	160	San Jose St.	51	SMU
Field-Goal Percentage (336 ranked)	177	5	39.9	UConn	51.5	Tulane
Field-Goal Percentage Defense (336 ranked)	5	2	33.2	Baylor	31.1	UCF
Free Throw Attempts (336 ranked)	228	6	236	Arkansas	502	Tulane
Free Throws Made (336 ranked)	220	6	165	Arkansas	368	Tulane
Free-Throw Percentage (336 ranked)	162	2	69.9	Milwaukee	83.5	Memphis
Offensive Rebounds per Game (30 ranked)	16	1	16.0	Delaware	19.2	South Fla.
Personal Fouls Per Game (336 ranked)	124	5	16.3	Fresno St.	12.7	Tulane
Rebound Margin (336 ranked)	11	1	10.5	Baylor	19.5	South Fla.
Rebounds (336 ranked)	219	7	551	Troy	975	Tulane
Rebounds Per Game (336 ranked)	6	1	45.92	Troy	51.32	South Fla.
Scoring Defense (336 ranked)	8	2	52.4	UCF	49.2	UCF
Scoring Margin (336 ranked)	11	1	18.8	SFA	32.9	South Fla.
Scoring Offense (336 ranked)	87	1	71.2	Maryland	91.7	South Fla.
Steals (336 ranked)	278	10	84	Grand Canyon	262	East Carolina
Steals Per Game (336 ranked)	224	10	7.0	Grand Canyon	14.6	East Carolina
Three Pt FG Defense (336 ranked)	1	1	19.0	South Fla.	19.0	South Fla.
Three-Point Field Goals Attempted (150 ranked)				FGCU	676	Houston
Three-Point Field Goals Made (336 ranked)	146	3	100	FGCU	230	Houston
Three-Point Field Goals Per Game (336 ranked)	33	1	8.3	FGCU	12.1	South Fla.
Three-Point Field-Goal Percentage (336 ranked)	109	2	32.4	Fairfield	40.8	UCF
Turnover Margin (336 ranked)	104	4	1.42	Grand Canyon	10.00	Tulsa
Turnovers Forced (336 ranked)	242	11	14.75	Grand Canyon	25.28	Houston
Turnovers Per Game (336 ranked)	36	1	13.3	Bucknell	9.0	South Fla.
Won-Lost Percentage (327 ranked)	7	1	91.7	Bucknell	100.0	South Fla.

WHERE USF RANKS INDIVIDUALLY IN THE NCAA (THROUGH FEBRUARY 15)

Statistic	Player	National Rank	Conference Rank	Value	National Leader	Value	Conference Leader	Value
Assist Turnover Ratio (250 ranked)	Elisa Pinzan	2	1	4.53	Allie Best, Marist	5.12	Elisa Pinzan, South Fla.	4.53
Assists (147 ranked)	Elisa Pinzan	38	2	86	Mayra Caicedo, Little Rock	133	Aerial Wilson, Memphis	94
Assists Per Game (248 ranked)	Elisa Pinzan	2	1	7.2	Tiana Mangakahia, Syracuse	7.7	Elisa Pinzan, South Fla.	7.2
Blocked Shots (138 ranked)					Natasha Mack, Oklahoma St.	86	Mia Heide, Tulane	28
Blocked Shots Per Game (249 ranked)	Beatriz Jordao Bethy Mununga Shae Leverett	167 191 212	7 10 12	1.18 1.08 1.00	Natasha Mack, Oklahoma St.	4.10	Mia Heide, Tulane	1.56
Defensive Rebounds per Game (30 ranked)	Bethy Mununga	13	1	8.3	Natalie Kucowski, Lafayette	10.1	Bethy Mununga, South Fla.	8.3
Double Doubles (42 ranked)					Alexus Dye, Troy	16	Dulcy Mendiadeu Fankam, Memphis	8
Field Goal Attempts (150 ranked)					Peyton Scott, Miami (OH)	368	Ilmar'l Thomas, Cincinnati	261
Field Goals Made (150 ranked)					Natasha Mack, Oklahoma St.	176	Ilmar'l Thomas, Cincinnati	142
Field-Goal Percentage (250 ranked)					Monika Czinano, Iowa	67.1	Ilmar'l Thomas, Cincinnati	54.4
Final Points (200 ranked)					Ashley Joens, Iowa St.	495	Ilmar'l Thomas, Cincinnati	378
Free Throw Attempts (145 ranked)					Anastasia Hayes, Middle Tenn.	194	Ilmar'l Thomas, Cincinnati	107
Free Throws Made (148 ranked)					Chelsea Dungee, Arkansas	133	Ilmar'l Thomas, Cincinnati	87
Free-Throw Percentage (250 ranked)					Cierra Hall, UC Davis	97.1	Alana Davis, Memphis	83.3
Minutes Played (150 ranked)					Vivian Gray, Texas Tech	745:46	Ilmar'l Thomas, Cincinnati	663:58
Minutes Played Per Game (150 ranked)	Elisa Pinzan	147	4	34.31	Aislynn Hayes, Middle Tenn.	39.69	Ilmar'l Thomas, Cincinnati	39.06
Offensive Rebounds per Game (30 ranked)	Shae Leverett	25	2	3.8	Unique Thompson, Auburn	5.7	Dulcy Mendiadeu Fankam, Memphis	4.4
Points Per Game (250 ranked)					Anastasia Hayes, Middle Tenn.	28.2	Ilmar'l Thomas, Cincinnati	22.2
Rebounds (146 ranked)	Bethy Mununga	88	3	142	Natasha Mack, Oklahoma St.	257	Dulcy Mendiadeu Fankam, Memphis	158
Rebounds Per Game (250 ranked)	Bethy Mununga	11	1	11.8	Unique Thompson, Auburn	13.0	Bethy Mununga, South Fla.	11.8
Steals (146 ranked)					Chasity Patterson, Kentucky	67	Lashonda Monk, East Carolina	42
Steals Per Game (250 ranked)	Elisa Pinzan	136	5	2.00	Olivia Mason, Niagara	4.17	Lashonda Monk, East Carolina	2.80
Three-Point Field Goals Attempted (150 ranked)					Aisha Sheppard, Virginia Tech	191	Britney Onyeje, Houston	115
Three-Point Field Goals Made (147 ranked)					Ioanna Krimili, San Francisco	72	Britney Onyeje, Houston	36
Three-Point Field Goals Per Game (250 ranked)	Maria Alvarez Sydni Harvey	35 200	1 6	2.70 1.83	Sydney Wagner, William & Mary	3.92	Maria Alvarez, South Fla.	2.70
Three-Point Field-Goal Percentage (157 ranked)	Maria Alvarez	11	1	45.8	Drew Freeland, Lafayette	56.0	Maria Alvarez, South Fla.	45.8
Triple Doubles (2 ranked)					Grace Berger, Indiana	3		

USF TV/RADIO PHOTO ROSTER

0



**Tereza
VITULOVA**

C | 6-2 | Jr.
Domašo, Czech Rep.


1



**Maria
ALVAREZ**

G | 5-7 | So.
Bal Harbour, Fla.

2



**Mihaela
LAZIC**

PG | 5-6 | R-Fr.
Slavonski Brod, Croatia

3



**Sydni
HARVEY**

G | 5-10 | Jr.
Nashville, Tenn.

4



**Elisa
PINZAN**

PG | 5-8 | Jr.
Murano, Italy

5



**Elena
TSINEKE**

G | 5-8 | So.
Thessaloniki, Greece

11



**Jade
BLAGROVE**

F | 6-2 | Fr.
Barendrecht, Neth.

12



**Cristina
BERMEJO**

W | 6-1 | So.
Sant Just Desvern, Spain

13



**Sara
GUERREIRO**

G | 5-8 | Fr.
Seixal, Portugal

20



**Bethy
MUNUNGA**

F | 6-0 | Sr.
Zellik, Belgium


21



**Shae
LEVERETT**

C | 6-2 | Post Bacc.
Rincon, Ga.

22



**Kristyna
BRABENCOVA**

W | 6-0 | So.
Brno, Czech Rep.


24



**Angelee
RODRIGUEZ**

F/C | 6-2 | Fr.
Oakland Park, Fla.

31



**Beatriz
JORDAO**

C | 6-3 | Jr.
Pombal, Portugal

34



**Silvia
SERRAT**

F | 6-1 | R-Jr.
Banyoles, Spain

USF ALL-TIME IN OVERTIME

■ **Overtime Games: 27-13**
 ■ **21-8 under Jose Fernandez**

Year	Opponent	W/L	Score
2/21/75	vs. Rollins	W	64-62 (OT)
2/18/78	at Florida State	L	76-84 (OT)
12/3/81	at Youngstown State	W	63-61 (OT)
12/17/83	Florida A&M	W	66-64 (OT)
1/22/84	Alabama State	W	102-96 (3OT)
2/15/84	Florida Southern	L	61-64 (OT)
1/30/93	Virginia Tech	L	83-85 (OT)
2/15/93	at Mercer	L	72-73 (OT)
1/8/94	Charlotte	W	77-69 (OT)
12/4/98	Chattanooga	W	77-76 (OT)
12/16/98	Minnesota	L	64-68 (OT)

12/18/00	Western Kentucky	L	81-84 (OT)
1/28/01	Memphis	L	71-81 (OT)
11/30/02	Bethune-Cookman	W	66-59 (OT)
2/2/04	#18 TCU	W	89-84 (2OT)
2/6/04	at Cincinnati	W	66-64 (OT)
12/1/04	at #8 Connecticut	L	65-75 (OT)
12/7/05	#11 DePaul	W	79-77 (OT)
1/28/06	at #21 Notre Dame	W	68-64 (OT)
12/29/06	at Saint Joseph's	W	80-76 (OT)
1/13/07	Notre Dame	W	87-78 (OT)
11/28/08	vs. Iowa	W	82-79 (OT)
3/8/08	vs Syracuse	W	68-67 (OT)
1/10/09	St. John's	W	81-71 (OT)
3/21/09	FGCU	W	88-81 (OT)
11/13/09	Florida A&M	L	73-68 (OT)

11/28/09	Loyola Marymount	W	77-71 (OT)
12/18/10	UNLV	W	59-54 (OT)
11/12/11	vs. Arkansas	L	65-61 (OT)
11/23/11	vs. Central Michigan	W	86-80 (OT)
1/17/12	DePaul	W	66-63 (OT)
2/27/12	Providence	W	64-56 (OT)
11/13/12	at Clemson	W	75-73 (OT)
1/8/13	Notre Dame	L	75-71 (OT)
3/25/13	vs. California	L	82-79 (OT)
12/21/14	at Penn State	W	90-87 (OT)
1/20/16	at Memphis	L	88-87 (OT)
12/20/17	vs Dayton	W	93-87 (OT)
2/18/18	at UCF	W	77-68 (OT)
12/5/20	#6 Mississippi St.	W	67-63 (OT)

USF VS. RANKED OPPONENTS

■ **Overall vs. Ranked Opponents: 17-89**
 ■ **15-89 under Jose Fernandez**

Date	Opponent	Rank	Score
1/31/94	Southern Miss	24	W, 80-74
2/23/97	Tulane	24	W, 80-71
12/28/02	Connecticut	2	L, 56-72
1/19/03	at DePaul	24	L, 57-63
1/4/04	at Georgia	12	L, 65-92
1/18/04	DePaul	17	L, 74-84
1/31/04	Houston	24	L, 57-62
2/2/04	TCU	18	W, 89-84 (2OT)
11/14/04	at Duke	6	L, 50-82
12/1/04	at Connecticut	8	L, 65-75 (OT)
1/30/05	at DePaul	17	L, 66-74
12/2/05	at North Carolina	7	L, 47-71
12/7/05	DePaul	11	W, 79-77 (OT)
12/10/05	Michigan State	13	L, 66-81
12/30/05	at LSU	3	L, 44-87
1/11/06	Rutgers	10	L, 65-66
1/24/06	at Connecticut	5	L, 47-77
1/28/06	at Notre Dame	21	W, 68-64 (OT)
2/5/06	at St. John's	25	L, 71-78
12/3/06	at Michigan State	20/18	L, 71-79
12/12/06	vs. Vanderbilt	12/12	L, 68-76
1/3/07	LSU	6/6	L, 48-60
1/16/07	Louisville	15/15	W, 74-58
1/20/07	at Pittsburgh	25/RV	L, 48-73
2/20/07	Connecticut	3/3	L, 67-81
2/24/07	at Marquette	19/19	L, 63-75
3/4/07	vs. Connecticut	3/3	L, 54-74
11/15/07	vs. Duke	10/9	L, 52-89
1/5/08	West Virginia	17/16	L, 73-79
1/30/08	at Connecticut	1/1	L, 48-71
2/5/08	DePaul	25/25	W, 78-73
2/16/08	Rutgers	5/4	L, 50-71
2/27/08	at Notre Dame	14/14	L, 49-92

3/9/08	vs. West Virginia	14/18	L, 42-64
11/27/08	vs. California	3/4	L, 55-85
1/06/09	Connecticut	1/1	L, 37-83
1/14/09	Louisville	7/11	L, 60-76
2/17/09	Notre Dame	24/24	L, 79-86
3/08/09	vs. Connecticut	1/1	L, 42-79
1/4/10	at Connecticut	1/1	L, 42-84
1/9/10	Georgetown	RV/25	L, 52-66
1/12/10	at Notre Dame	3/3	L, 64-81
1/16/10	Syracuse	25/25	W, 73-64
2/20/10	West Virginia	9/8	L, 45-54
12/2/10	Connecticut	1/1	L, 54-80
1/11/11	at DePaul	14/21	L, 61-77
1/22/11	at West Virginia	9/9	L, 52-78
2/5/11	Notre Dame	8/8	L, 68-76
2/8/11	at Georgetown	16/16	L, 38-67
2/16/11	St. John's	RV/22	L, 60-80
2/28/11	Georgetown	17/19	W, 60-55
1/7/12	Georgetown	16/16	L, 56-66
1/17/12	DePaul	14/21	W, 66-63 (OT)
1/27/12	at Connecticut	1/1	L, 62-77
2/1/12	West Virginia	9/9	L, 52-55
2/8/12	at St. John's	RV/22	L, 57-67
2/25/12	at Notre Dame	8/8	L, 68-80
3/3/12	vs. DePaul	14/21	L, 62-76
12/16/12	Nebraska	24/24	L, 52-62
1/8/13	Notre Dame	8/8	L, 71-75 (OT)
1/30/13	Louisville	12/12	L, 75-78
2/20/13	at Louisville	11/12	W, 73-62
2/23/13	Syracuse	18/21	W, 68-66
3/2/13	Connecticut	1/1	L, 51-85
3/10/13	vs. Notre Dame	2/2	L, 66-75
3/25/13	vs. California	6/6	L, 78-82 (OT)
11/8/13	Maryland	6/8	L, 70-78
12/14/13	vs. Oklahoma State	14/18	L, 56-75
1/12/14	Louisville	5/5	L, 54-62

1/26/14	at Connecticut	1/1	L, 53-81
2/2/14	at Louisville	5/5	L, 59-79
2/16/14	Connecticut	1/1	L, 38-63
3/9/14	vs. Louisville	3/4	L, 56-60
11/19/14	at Maryland	8/9	L, 67-85
11/29/14	vs. Kentucky	9/10	L, 57-61
1/18/15	at Connecticut	2/2	L, 50-92
3/2/15	Connecticut	1/1	L, 65-88
3/9/15	vs. Connecticut	1/1	L, 70-84
3/23/15	Louisville	8/8	L, 52-60
11/19/15	at Baylor	5/4	L, 63-65
12/30/15	vs. Mississippi State	8/8	L, 58-68
1/10/16	UConn	1/1	L, 59-75
2/15/16	at Louisville	11/12	L, 50-67
2/29/16	at UConn	1/1	L, 59-79
3/7/16	vs. UConn	1/1	L, 51-77
3/19/16	vs. Colorado State	22/22	W, 48-45
3/21/16	at UCLA	10/12	L, 67-72
1/10/17	at UConn	1/1	L, 37-102
1/22/17	Louisville	9/8	L, 52-66
2/19/17	Temple	RV/25	L, 71-77
2/27/17	UConn	1/1	L, 68-96
3/5/17	Temple	25/21	W, 63-58
3/6/17	UConn	1/1	L, 44-100
2/11/18	Ohio State	13/13	W, 84-65
1/13/19	at UConn	3/2	L, 46-63
3/4/19	vs. UConn	2/2	L, 47-57
3/10/19	vs. UConn	2/2	L, 45-81
11/8/19	Texas	15/15	W, 64-57
11/19/19	at Baylor	2/2	L, 46-58
12/19/19	vs. Mississippi State	15/15	L, 61-86
2/16/20	vs. UConn	5/6	L, 47-67
3/2/20	at UConn	5/4	L, 39-80
3/8/20	vs. UConn	5/4	L, 38-79
12/1/20	Baylor	4/4	L, 62-67
12/5	Mississippi State	6/7	W, 67-63

USF CAREER HIGHS

0 - TEREZA VITULOVA

Points	30 vs San Diego State (1/22/20)*
Rebounds	11 at Air Force (12/4/19)*
Field Goals Made	13 at San Diego State (1/8/20)*
Field Goals Attempted	23 at San Diego State (1/8/20)*
Three-Point Field Goals Made	2, 3X, last at Boise State (2/5/20)*
Three-Point Field Goals Attempted	4, 2X, last vs. San Diego State (1/22/20)*
Free Throws Made	7 vs. San Diego State (1/22/20)*
Free Throws Attempted	8 vs. San Diego State (1/22/20)*
Assists	2, 2X, vs Colorado (11/17/19)*
Steals	2, 3X, at San Diego State (1/8/20)*
Blocks	2, 7X, vs Fresno State (2/27/20)*
Minutes	34, 2X, last at San Diego State (1/8/20)*

1 - MARIA ALVAREZ

Points	23 vs. Houston (1/9/21)
Rebounds	6, 2X, last at UNLV (12/21/19)
Field Goals Made	7, 2X, last vs. Houston (1/9/21)
Field Goals Attempted	14 vs. Notre Dame (11/30/19)
Three-Point Field Goals Made	6, 2X, last vs. Houston (1/9/21)
Three-Point Field Goals Attempted	13 vs. Notre Dame (11/30/19)
Free Throws Made	4, 2X, last vs. East Carolina (1/2/20)
Free Throws Attempted	4, 4X, last vs. East Carolina (1/2/20)
Assists	6, 2X, last vs. Mississippi State (12/21/19)
Steals	2, at Tulane (1/13/21)
Blocks	0
Minutes	37 vs. Idaho (12/15/19)

2 - MIHAELA LAZIC

Points	10 vs. Tulsa (2/13/21)
Rebounds	3 vs. Stetson (12/13/20)
Field Goals Made	4 vs. Tulsa (2/13/21)
Field Goals Attempted	11 vs. Tulsa (2/13/21)
Three-Point Field Goals Made	1 vs. Tulsa (2/13/21)
Three-Point Field Goals Attempted	4 vs. Tulsa (2/13/21)
Free Throws Made	1 vs. Tulsa (2/13/21)
Free Throws Attempted	2 vs. Tulsa (2/13/21)
Assists	5 vs. Jacksonville (11/28/20)
Steals	1 at Tulsa (12/30/20)
Blocks	0
Minutes	33 vs. Tulsa (2/13/21)

3 - SYDNI HARVEY

Points	28, vs. Tulane (3/7/20)
Rebounds	7 vs. Memphis (1/23/19)
Field Goals Made	9 vs. Tulane (1/19/19)
Field Goals Attempted	18 at SMU (1/26/19)
Three-Point Field Goals Made	7 vs. Temple (2/9/20)
Three-Point Field Goals Attempted	11 at Cincinnati (12/22/20)
Free Throws Made	10 vs. Tulane (3/7/20)
Free Throws Attempted	12 vs. vs. Tulane (3/7/20)
Assists	7 vs. Tulsa (2/13/21)
Steals	2, 13X, last at Cincinnati (12/22/20)
Blocks	1, 6X, last vs. Jacksonville (11/28/20)
Minutes	40 vs. Creighton (12/20/18)

4 - ELISA PINZAN

Points	23, 2X, last vs. UCF (1/19/20)
Rebounds	11 vs. Mississippi State (12/5/20)
Field Goals Made	8 vs. UCF (1/19/20)
Field Goals Attempted	20 vs. UConn (2/16/20)
Three-Point Field Goals Made	7 vs. UCF (1/19/20)
Three-Point Field Goals Attempted	12 vs. UCF (1/19/20)
Free Throws Made	8 vs. Houston (3/9/19)
Free Throws Attempted	9 at Memphis (12/16/20)
Assists	14 vs. Houston (1/9/21)
Steals	6, 2X, last vs. Tulsa (2/13/21)
Blocks	1, 3X, last vs. Tulsa (2/13/21)
Minutes	41 vs. Mississippi State (12/5/20)

5 - ELENA TSINEKE

Points	31 vs. Wichita State (1/6/21)
Rebounds	6 vs. Baylor (12/1/20)
Field Goals Made	11 vs. Wichita State (1/6/21)
Field Goals Attempted	19 vs. Houston (1/29/20)
Three-Point Field Goals Made	5 vs. Wichita State (1/6/21)
Three-Point Field Goals Attempted	12 vs. Notre Dame (11/30/19)
Free Throws Made	7 vs. Florida Gulf Coast (11/29/19)
Free Throws Attempted	8 vs. Florida Gulf Coast (11/29/19)
Assists	7 vs. Jacksonville (11/28/20)
Steals	4 vs. Tulane (1/25/20)
Blocks	2 vs. Stetson (12/13/20)
Minutes	38 vs. Tulane (3/7/20)

11 - JADE BLAGROVE

Points	5 vs. Stetson (12/13/20)
Rebounds	2 vs. Stetson (12/13/20)
Field Goals Made	1 vs. Stetson (12/13/20)
Field Goals Attempted	1 vs. Stetson (12/13/20)
Three-Point Field Goals Made	0
Three-Point Field Goals Attempted	0
Free Throws Made	3 vs. Stetson (12/13/20)
Free Throws Attempted	4 vs. Stetson (12/13/20)
Assists	0
Steals	1 vs. Jacksonville (11/28/20)
Blocks	0
Minutes	3 vs. Stetson (12/13/20)

12 - CRISTINA BERMEJO

Points	10, 2X, last vs. Stetson (12/13/20)
Rebounds	5, 4X, last at Tulsa (12/30/20)
Field Goals Made	4, 2X, last vs. SMU (2/29/20)
Field Goals Attempted	9 vs. Idaho (12/15/19)
Three-Point Field Goals Made	2 vs. Idaho (12/15/19)
Three-Point Field Goals Attempted	5 vs. Idaho (12/15/19)
Free Throws Made	4 vs. Stetson (12/13/20)
Free Throws Attempted	4 vs. Stetson (12/13/20)
Assists	5 at Memphis (2/22/20)
Steals	2, 3X, last at Memphis (2/22/20)
Blocks	2, 3X, last at Tulsa (12/30/20)
Minutes	24 at Memphis (2/22/20)

USF CAREER HIGHS

13 - SARA GUERREIRO

Points	6 vs. Jacksonville (11/28/20)
Rebounds	3 vs. Jacksonville (11/28/20)
Field Goals Made	3 vs. Jacksonville (11/28/20)
Field Goals Attempted	6 vs. Stetson (12/13/20)
Three-Point Field Goals Made	0
Three-Point Field Goals Attempted	3 vs. Stetson (12/13/20)
Free Throws Made	4 vs. Stetson (12/13/20)
Free Throws Attempted	4 vs. Stetson (12/13/20)
Assists	1 vs. Jacksonville (11/28/20)
Steals	1 vs. Tulsa (2/13/21)
Blocks	0
Minutes	15 vs. Tulsa (2/13/21)

20 - BETHY MUNUNGA

Points	23 vs. East Carolina (1/2/20)
Rebounds	21 vs. East Carolina (1/2/20)
Field Goals Made	7, 3X, last vs. Tulsa (2/13/21)
Field Goals Attempted	14 vs. Brown (12/30/19)
Three-Point Field Goals Made	3 vs. Baylor (12/1/20)
Three-Point Field Goals Attempted	3 vs. Baylor (12/1/20)
Free Throws Made	9 vs. East Carolina (1/2/20)
Free Throws Attempted	12 vs. East Carolina (1/2/20)
Assists	4, 2X, last vs. Stetson (12/13/20)
Steals	4, 2X, last vs. Wichita State (1/6/21)
Blocks	4 at Wichita State (1/22/20)
Minutes	39 at Baylor (11/19/19)

21 - SHAE LEVERETT

Points	20 vs. Wichita State (2/23/19)
Rebounds	18 vs. Wichita State (2/23/19)
Field Goals Made	6, 3X, last vs. James Madison (2/23/19)
Field Goals Attempted	10 vs. Wichita State (2/23/19)
Three-Point Field Goals Made	0
Three-Point Field Goals Attempted	1 at Houston (2/27/19)
Free Throws Made	10 vs. Wichita State (2/23/19)
Free Throws Attempted	12 at SMU (1/26/19)
Assists	3 at ECU (2/20/19)
Steals	4 vs. Houston (1/9/21)
Blocks	7 vs. Memphis (1/23/19)
Minutes	40, 2X, last at SMU (1/26/19)

22 - KRISTYNA BRABENCOVA

Points	18 vs. Jacksonville (11/28/20)
Rebounds	11 vs. Idaho (12/15/19)
Field Goals Made	7, 2X, last vs. Jacksonville (11/28/20)
Field Goals Attempted	16, 3X, last vs. Jacksonville (11/28/20)
Three-Point Field Goals Made	4, 2X, last vs. Jacksonville (11/28/20)
Three-Point Field Goals Attempted	9 vs. Alabama State (12/6/19)
Free Throws Made	5 vs. Howard (11/12/19)
Free Throws Attempted	6 vs. Howard (11/12/19)
Assists	7 vs. Cincinnati (1/5/20)
Steals	3, 2X, last at Tulsa (1/12/19)
Blocks	3, 2X, last vs. Brown (12/30/19)
Minutes	37, 2X, last vs. UCF (1/19/20)

24 - ANGELEE RODRIGUEZ

Points	3 vs. Tulsa (2/13/21)
Rebounds	2, 2X, vs. Tulsa (2/13/21)
Field Goals Made	1 vs. Stetson (12/13/20)
Field Goals Attempted	4 vs. Stetson (12/13/20)
Three-Point Field Goals Made	0
Three-Point Field Goals Attempted	0
Free Throws Made	1 vs. Tulsa (2/13/21)
Free Throws Attempted	1 vs. Tulsa (2/13/21)
Assists	0
Steals	0
Blocks	0
Minutes	5, 2X, vs. Tulsa (2/13/21)

31 - BEATRIZ JORDAO

Points	18 vs. North Carolina (11/23/18)
Rebounds	14 vs. Jacksonville (11/28/20)
Field Goals Made	8, 3X, last vs. New Hampshire (11/30/18)
Field Goals Attempted	11 vs. New Hampshire (11/30/18)
Three-Point Field Goals Made	0
Three-Point Field Goals Attempted	0
Free Throws Made	4 vs. Kentucky (11/22/18)
Free Throws Attempted	8 vs. Kentucky (11/22/18)
Assists	3 vs. Stetson (12/13/20)
Steals	2, 2X, last vs. Houston (1/9/21)
Blocks	4, 4X, last vs. Jacksonville (11/28/20)
Minutes	29 vs. North Carolina (11/23/18)

34 - SILVIA SERRAT

Points	0
Rebounds	0
Field Goals Made	0
Field Goals Attempted	0
Three-Point Field Goals Made	0
Three-Point Field Goals Attempted	0
Free Throws Made	0
Free Throws Attempted	0
Assists	0
Steals	0
Blocks	0
Minutes	0

DEC. 16, 2020 | AT MEMPHIS | MEMPHIS, TENN.



Official Basketball Box Score - Final
South Fla. at Memphis
12/16/20 Elna Rene Padroos, Memphis
2020-21 Women's Basketball

Game Time: 2:00 PM
Game Duration: 2:52
Attendance: 111

Officials: Bryan Burnette, Ed Sidasky, Natasha Camy

South Fla. - 65

Record: 4-1 (1-0)

NO.	Name	Min	FG	3P	FT	Rebounds	Fouls	TP	AS	TO	ST	Blocks	+/-
			M-A	M-A	M-A	OR DR TOT	PF FD					BS BA	
20	Bethy Mununga	F 31:14	1-5	0-0	0-2	7 3 10	3 3	2	1	3	2	0 1	6
21	Shae Leverett	F 24:44	3-7	0-0	1-2	5 1 6	3 4	7	0	1	0	4 0	5
3	Sydni Harvey	G 32:07	3-11	1-5	5-6	1 3 4	1 7	12	3	1	2	0 1	8
4	Elisa Pinzan	G 40:00	5-12	2-7	7-9	0 2 2	2 5	19	3	2	1	0 0	7
5	Elena Tsineke	G 20:30	5-15	1-7	3-3	0 1 1	0 2	14	2	0	0	0 1	12
12	Cristina Bermejo	05:13	0-0	0-0	0-0	0 2 2	0 0	0	0	0	0	0 0	2
1	Maria Alvarez	10:34	0-2	0-1	1-4	1 0 1	2 2	1	0	0	0	0 0	-9
22	Kristyna Brabencova	14:28	0-4	0-2	0-0	0 0 0	0 1	0	0	0	1	0 0	-1
31	Beatriz Jordao	20:04	5-8	0-0	0-0	2 4 6	4 0	10	1	0	0	2 0	5
2	Mihaela Lazic	01:06	0-0	0-0	0-0	0 0 0	0 0	0	0	0	0	0 0	0
Team						2 3 5		0		0			
Totals			22-64	4-22	17-26	18 19 37	15 24	65	10	7	6	6 3	7

Technical Fouls:NONE

Shooting By Period		
1 st FG%	6-16	37.5%
3PT%	1-7	14.3%
FT%	3-6	50%
2 nd FG%	6-16	37.5%
3PT%	2-4	50.0%
FT%	1-1	100%
3 rd FG%	8-21	38.1%
3PT%	1-7	14.3%
FT%	2-4	50%
4 th FG%	2-11	18.2%
3PT%	0-4	0.0%
FT%	11-15	73.3%
GM FG%	22-64	34.4%
3PT%	4-22	18.2%
FT%	17-26	65.4%

Dead Ball Rebounds: 6, 2

Memphis - 58

Record: 2-3 (0-1)

NO.	Name	Min	FG	3P	FT	Rebounds	Fouls	TP	AS	TO	ST	Blocks	+/-
			M-A	M-A	M-A	OR DR TOT	PF FD					BS BA	
32	Dulcy Mendjadedu Fankam	27:41	8-15	0-0	4-6	7 7 14	5 4	20	1	5	1	0 4	-4
33	Alana Davis	F 26:02	7-10	0-0	0-1	2 0 2	3 4	14	0	3	0	0 0	-13
2	Madison Griggs	G 29:20	2-8	1-5	0-0	0 4 4	5 0	5	1	2	1	0 0	4
3	Jatylia Jones	G 34:26	0-6	0-1	2-2	0 4 4	3 2	2	0	1	0	1 0	-16
5	Aerial Wilson	G 40:00	1-7	0-2	2-2	1 1 2	3 3	4	7	1	0	0 1	-7
53	Lanetta Williams	22:13	2-7	0-0	0-0	3 6 9	1 0	4	0	0	0	1 0	-3
15	Coriah Beck	16:14	2-4	1-1	4-4	0 1 1	4 2	9	0	2	0	1 1	-2
22	Callie Wright	04:04	0-0	0-0	0-0	0 2 2	0 0	0	0	0	0	0 0	0
Team						2 2 4		0		1			
Totals			22-57	2-9	12-15	15 27 42	24 15	58	9	15	2	3 6	-7

Technical Fouls:NONE

Shooting By Period		
1 st FG%	5-11	45.5%
3PT%	0-1	0.0%
FT%	10-10	100%
2 nd FG%	3-15	20.0%
3PT%	0-3	0.0%
FT%	0-0	0%
3 rd FG%	9-18	50.0%
3PT%	2-4	50.0%
FT%	1-3	33.3%
4 th FG%	5-13	38.5%
3PT%	0-1	0.0%
FT%	1-2	50%
GM FG%	22-57	38.6%
3PT%	2-9	22.2%
FT%	12-15	80.0%

Dead Ball Rebounds: 2, 0

	USF	MEM
Biggest lead	13 (3 rd 8:08)	7 (1 st 1:16)
Best Scoring Run	13 (3 rd 8:08)	6 (1 st 1:16)
Lead Changes	7	
Times Tied	3	
Time with Lead	28:21	09:52

Points from	USF	MEM
Turnovers	8	5
Paint	26	32
Second Chance	10	13
Fast Breaks	13	4
Bench	11	13

Period by Period Scoring	1st	2nd	3rd	4th	TOT
USF	16	15	19	15	65
MEM	20	6	21	11	58

DEC. 19, 2020 | HOUSTON | TAMPA, FLA.

POSTPONED
RESCHEDULED FOR JAN. 9

DEC. 22, 2020 | AT CINCINNATI | TAMPA, FLA.



Official Basketball Box Score - Final
South Fla. at Cincinnati
12/22/20 Fifth Arena, Cincinnati, Ohio
2020-21 Women's Basketball

Game Time: 2:00 PM
Game Duration: 1:58
Attendance: 300

Officials: Denise Brooks, Sall Esho, Chris Sauteda

South Fla. - 73

Record: 5-1

NO.	Name	Min	FG	3P	FT	Rebounds	Fouls	TP	AS	TO	ST	Blocks	+/-
			M-A	M-A	M-A	OR DR TOT	PF FD					BS BA	
20	Bethy Mununga	F 34:15	3-5	0-0	7-10	2 12 14	4 7	13	2	4	0	2 1	6
21	Shae Leverett	F 22:39	1-2	0-0	2-4	3 3 6	5 2	4	0	1	0	1 0	13
3	Sydni Harvey	G 27:10	7-15	5-11	2-2	2 0 2	0 6	21	1	2	2	0 2	9
4	Elisa Pinzan	G 36:50	2-7	0-3	0-5	0 3 3	1 5	4	11	1	2	0 0	13
5	Elena Tsineke	G 14:37	3-5	0-0	1-2	0 0 0	2 1	7	0	1	0	0 1	-7
31	Beatriz Jordao	G 13:29	1-1	0-0	0-2	2 2 0	0 0	2	1	1	0	1 0	4
1	Maria Alvarez	17:46	2-4	2-4	2-2	0 3 3	1 2	8	3	0	0	0 0	7
12	Cristina Bermejo	04:32	0-0	0-0	0-0	1 0 1	2 0	0	1	0	0	0 0	-4
0	Tereza Vitulova	08:03	1-2	0-1	2-2	0 1 1	0 1	4	0	0	0	0 0	2
22	Kristyna Brabencova	17:46	3-8	1-2	3-4	3 3 6	1 2	10	0	1	0	0 0	10
2	Mihaela Lazic	00:53	0-0	0-0	0-0	0 0 0	0 0	0	0	1	0	0 0	-1
Team						2 0 2		0		1			
Totals			23-49	8-21	19-31	13 27 40	16 26	73	16	16	4	4 12	

Technical Fouls:NONE

Dead Ball Rebounds: 8, 0

Cincinnati - 61

Record: 1-5

NO.	Name	Min	FG	3P	FT	Rebounds	Fouls	TP	AS	TO	ST	Blocks	+/-
			M-A	M-A	M-A	OR DR TOT	PF FD					BS BA	
15	Arame Niang	F 28:38	6-7	0-0	0-0	1 2 3	5 1	12	0	4	1	1 0	2
23	Ilmaria Thomas	F 40:00	13-20	0-2	6-10	0 2 2	6 8	32	5	0	4	1 1	-12
2	Destiny Haymer	G 22:17	2-4	0-0	0-0	0 2 2	5 0	4	4	2	0	0 0	-2
20	Jillian Hayes	G 36:41	0-8	0-2	4-8	2 4 6	4 5	4	1	1	0	2 2	-6
21	Milan Schimmel	G 35:55	2-5	1-1	0-0	2 2 4	3 0	5	0	3	1	0 0	-1
50	Nesma Khalifa	07:53	0-1	0-1	0-0	0 0 0	2 0	0	0	1	0	0 0	-15
1	Calllyn Wilson	02:56	0-2	0-2	0-0	0 0 0	1 0	0	0	0	0	0 0	-9
10	Jadyn Scott	11:20	1-3	0-0	0-0	1 0 1	1 1	2	0	1	2	0 0	-5
33	Sofia Grizali	09:49	0-3	0-1	2-2	1 0 1	2 1	2	0	0	0	0 1	-6
3	Jada Scott	04:31	0-0	0-0	0-0	0 0 0	1 0	0	0	1	0	0 0	-6
Team						0 0 0		0		1			
Totals			24-53	1-9	12-20	7 16 23	26 16	61	10	14	10	4 4	-12

Technical Fouls:NONE

Dead Ball Rebounds: 3, 1

	USF	CIN
Biggest lead	16 (1 st 0:53)	1 (3 rd 3:59)
Best Scoring Run	11 (1 st 0:53)	9 (2 nd 6:31)
Lead Changes	4	
Times Tied	4	
Time with Lead	36:22	00:40

Points from	USF	CIN
Turnovers	6	18
Paint	22	42
Second Chance	9	3
Fast Breaks	18	16
Bench	24	4

Period by Period Scoring	1st	2nd	3rd	4th	TOT
USF	26	7	17	23	73
CIN	13	16	19	13	61

DEC. 30, 2020 | AT TULSA | TULSA, OKLA.



Official Basketball Box Score - Final
USF at Tulsa
12/30/20 Donald W Reynolds Center, Tulsa, Okla.
2020-21 Women's Basketball

Game Time: 6:00 PM
Game Duration: 2:00

Officials: Zac Brosi, Bruce Morris, Blanca Burns

USF - 63

Record: 6-1 (3-0)

NO.	Name	Min	FG	3P	FT	Rebounds	Fouls	TP	AS	TO	ST	Blocks	+/-
			M-A	M-A	M-A	OR DR TOT	PF FD					BS BA	
12	Cristina Bermejo	F 18:29	0-2	0-1	0-0	1 4 5	0 0	0	0	1	0	2 0	18
20	Bethy Mununga	F 18:21	5-7	0-1	1-3	0 7 7	2 2	11	1	1	0	1 0	17
31	Beatriz Jordao	C 12:31	3-6	0-0	0-0	0 6 6	0 0	6	0	1	0	1 1	8
3	Sydni Harvey	G 19:11	3-7	1-3	3-4	2 0 2	2 3	10	1	2	0	0 0	17
4	Elisa Pinzan	G 29:54	5-9	3-5	0-0	0 2 2	0 1	13	4	0	2	0 1	14
21	Shae Leverett	24:13	1-2	0-0	0-4	5 3 8	2 2	2	0	0	0	0 0	15
0	Tereza Vitulova	10:55	1-5	0-2	0-0	0 3 3	0 3	0	2	0	0	0 0	5
1	Maria Alvarez	20:39	1-5	1-4	1-2	0 4 4	1 3	4	3	1	1	0 0	19
22	Kristyna Brabencova	19:18	2-9	0-2	1-1	1 4 5	1 1	5	0	1	0	1 0	11
5	Elena Tsineke	18:12	2-7	2-4	4-4	1 2 3	5 3	10	0	2	0	0 0	9
2	Mihaela Lazic	08:17	0-1	0-0	0-0	0 1 1	1 0	0	3	2	1	0 0	7
Team						1 4 5		0		0			
Totals			23-60	7-22	10-18	11 40 51	17 15	63	12	11	4	5 2	28

Technical Fouls:NONE

Dead Ball Rebounds: 4, 0

Tulsa - 35

Record: 1-3 (0-3)

NO. Name		Min	FG	3P	FT	Rebounds	Fouls	TP	AS	TO	ST	Blocks	+/-
			M-A	M-A	M-A	OR DR TOT	PF FD					BS BA	
20	Elise Hrafnkelsdottir	F 05:58	0-1	0-0	0	2 2 2	3 1	0	0	1 0	0	0	-7
22	Deshae Lewis	G 26:54	1-2	1-1	0-2	3 5 8	3 3	0	0	0 0	0	0	17
11	Maya Mayberry	G 27:49	1-12	1-5	0	2 2 4	0 3	0	0	0 0	0	2	-21
12	Wynette Mayberry	G 37:46	3-17	1-9	2-2	0 5 5	1 2 9	3	0	2 1	1	1	-25
21	Rebecca Lescay	G 19:05	2-5	0-0	0	1 3 4	1 0	4	1	4 1	0	0	-15
13	Jessika Evans	08:20	0-2	0-0	0	1 2 3	1 1	0	0	0 0	1	0	-6
24	Madi Washington	17:15	3-7	3-5	0-2	0 2 2	1 3 9	1	2	0 0	0	0	-12
4	Samora Blakemore	10:00	0-2	0-1	3-4	0 0 0	1 2 3	0	0	0 0	0	1	-3
23	Kayla Moutry	07:40	0-2	0-1	0	0 2 2	1 1	0	0	0 1	0	0	-1
0	Olivia Clayton	14:51	0-3	0-0	0-0	0 2 2	2 0	0	0	0 1	0	1	-12
11	Maddie Bittle	14:21	1-1	0-0	2-2	0 2 2	1 3 4	1	1	1 1	0	0	-15
22	Morgan Brady	06:01	0-3	0-1	0-2	0 0 0	1 1	0	0	0 0	0	0	-6
Team						3 3 6	0	0	1				
Totals			11-57	6-24	7-14	10 30 40	15 17	35	6	10 6	2 5	-28	

JAN 2, 2021 | EAST CAROLINA | TAMPA, FLA.

Official Basketball Box Score - Final East Carolina at South Fla. 01/02/21 Youngling Center, Tampa 2020-21 Women's Basketball															Game Time: 4:00 PM Game Duration: 2:04				
East Carolina - 58															Record: 5-4 (3-1)				
NO. Name	Min	FG	3P	FT	Rebounds	Fouls	TP	AS	TO	ST	Blocks	BS	BA	+/					
		M-A	M-A	M-A	OR DR TOT	PF FD													
14 Maddie Moore	F 18:31	3-6	1-1	2-4	1 3 4	4 3	9	0	1	0	0	0	-2						
1 Taniyah Thompson	G 35:34	5-16	0-3	2-2	1 1 2	1 2	12	1	0	1	0	0	-13						
2 Lashonda Monk	G 24:37	6-15	0-2	1-1	2 1 3	4 2	13	3	2	4	0	1	-4						
20 Sierra DaCosta	G 36:26	4-14	1-4	4-6	1 2 3	3 4	13	5	1	1	0	1	-12						
23 Dominique Claytor	G 27:12	0-2	0-0	2-2	2 2 4	4 2	2	1	2	0	0	0	-2						
25 Ryann Evans	23:15	0-0	0-0	0-0	0 1 1	2 0	0	1	0	2	0	0	-15						
4 Synia Johnson	12:59	2-4	1-1	0-1	1 3 4	1 2	5	0	2	0	0	1	-2						
12 Morgan Moseley	02:43	0-0	0-0	0-0	0 0 0	0 0	1	0	0	0	0	0	-7						
3 Xianxa Josephs	08:19	1-2	0-0	0-0	0 1 1	2 0	2	0	0	0	0	0	0						
24 Alexsia Rose	10:24	1-4	0-1	0-0	0 1 1	2 0	2	1	1	0	0	0	-8						
Team					3 4 7		0		2										
Totals		22-63	3-12	11-16	11 19 30	23 16	58	12	11	8	0	3	-13						
Technical Fouls: NONE																			

Official Basketball Box Score - Final South Fla. at East Carolina															Game Time: 4:00 PM Game Duration: 2:04				
South Fla. - 71															Record: 7-1 (4-0)				
NO. Name	Min	FG	3P	FT	Rebounds	Fouls	TP	AS	TO	ST	Blocks	BS	BA	+/					
		M-A	M-A	M-A	OR DR TOT	PF FD													
20 Bethy Mununga	F 36:25	7-11	0-1	9-12	6 15 21	3 6	23	1	4	3	1	0	13						
21 Shae Leverett	F 21:17	2-3	0-0	3-6	5 2 7	4 3	7	0	2	0	0	0	12						
22 Kristyna Brabencova	F 22:35	1-6	1-3	0-0	0 3 3	2 1	3	3	2	1	0	0	11						
3 Sydney Harvey	G 22:30	1-5	1-4	8-10	1 1 2	0 7	11	1	1	0	0	0	11						
4 Elisa Pinzan	G 39:11	1-3	0-1	0-0	0 1 1	1 0	2	8	1	1	0	0	15						
1 Maria Alvarez	17:10	2-7	2-7	4-4	2 2 4	1 2	10	0	1	0	0	0	5						
5 Elena Tsineke	18:15	2-8	1-5	2-2	0 0 0	2 2	7	1	2	0	0	0	8						
31 Beatriz Jordao	14:34	3-4	0-0	2-2	0 3 3	1 2	8	1	0	0	0	0	7						
12 Cristina Bermejo	04:08	0-1	0-1	0-0	0 2 2	0 0	0	0	0	0	0	0	0						
0 Tereza Vitulova	03:36	0-0	0-0	0-0	0 0 0	0 0	0	0	0	0	0	0	-6						
2 Mihaela Lazic	00:49	0-0	0-0	0-0	0 0 0	0 0	0	0	0	0	0	0	-2						
Team					1 4 5		0		2										
Totals		19-48	5-22	28-36	15 33 48	16 23	71	15	16	5	3	0	13						
Technical Fouls: NONE																			

Official Basketball Box Score - Final Houston at South Fla.															Game Time: 7:00 PM Game Duration: 1:51 Attendance: 424				
Houston - 51															Record: 5-4 (2-3)				
NO. Name	Min	FG	3P	FT	Rebounds	Fouls	TP	AS	TO	ST	Blocks	BS	BA	+/					
		M-A	M-A	M-A	OR DR TOT	PF FD													
1 Bria Patterson	F 04:11	0-0	0-0	0-0	0 0 0	0 0	0	0	1	1	0	0	-8						
44 Jazmine Lewis	F 15:40	3-7	0-0	0-0	2 3 5	2 0	6	0	2	0	0	1	-23						
5 Dymond Gladney	G 30:19	2-6	0-1	0-0	0 2 2	0 1	4	3	4	4	0	0	-22						
10 Britney Onyeje	G 20:44	0-8	0-4	1-2	1 1 2	3 4	1	0	1	1	0	0	-20						
23 Julia Blackshell-Fair	G 29:16	4-10	0-0	2-5	2 1 3	0 4	10	0	3	4	0	2	-12						
2 Miya Crump	27:34	6-10	3-7	1-2	0 0 0	1 2	16	1	3	2	1	0	-8						
14 Laila Blair	16:06	3-7	0-1	0-0	0 0 0	0 1	6	2	0	1	0	0	-3						
30 Tatyana Hill	12:34	2-4	0-0	1-2	3 1 4	2 1	5	0	1	1	1	0	4						
0 Eryka Sidney	13:27	1-3	0-1	0-0	0 2 2	1 0	2	1	3	0	0	0	-16						
34 Kamryn Jones	06:44	0-0	0-0	0-0	0 1 1	1 0	0	0	0	0	0	0	-11						
21 Daphane White	11:46	0-0	0-0	1-2	4 6 3	3 2	1	0	1	0	0	0	-1						
25 Ca'Leah Burrell	09:27	0-4	0-3	0-0	0 0 0	2 0	0	0	0	0	0	0	-15						
4 Tae'lor Purvis	02:12	0-2	0-0	0-0	0 0 0	1 0	0	0	0	0	0	0	-1						
Team					2 3 5		0		0										
Totals		21-61	3-17	6-13	12 18 30	16 15	51	7	19	14	3	4	-29						
Technical Fouls: NONE																			

Official Basketball Box Score - Final															Game Time: 7:00 PM Game Duration: 1:51 Attendance: 424					
Houston - 51															Record: 5-4 (2-3)					
NO.	Name	Min	FG	3P	FT	Rebounds	Fouls	TP	AS	TO	ST	Blocks	BS	BA	+/					
			M-A	M-A	M-A	OR DR TOT	PF FD													
1	Bria Patterson	F 04:11	0-0	0-0	0-0	0 0 0	0 0	0	0	1	1	0	0	-8						
44	Jazmine Lewis	F 15:40	3-7	0-0	0-0	2 3 5	2 0	6	0	2	0	0	1	-23						
5	Dymond Gladney	G 30:19	2-6	0-1	0-0	0 2 2	0 1	4	3	4	4	0	0	-22						
10	Britney Onyeje	G 20:44	0-8	0-4	1-2	1 1 2	3 4	1	0	1	1	0	0	-20						
23	Julia Blackshell-Fair	G 29:16	4-10	0-0	2-5	2 1 3	0 4	10	0	3	4	0	2	-12						
2	Miya Crump	27:34	6-10	3-7	1-2	0 0 0	1 2	16	1	3	2	1	0	-8						
14	Laila Blair	16:06	3-7	0-1	0-0	0 0 0	0 1	6	2	0	1	0	0	-3						
30	Tatyana Hill	12:34	2-4	0-0	1-2	3 1 4	2 1	5	0	1	1	1	0	4						
0	Eryka Sidney	13:27	1-3	0-1	0-0	0 2 2	1 0	2	1	3	0	0	0	-16						
34	Kamryn Jones	06:44	0-0	0-0	0-0	0 1 1	1 0	0	0	0	0	0	0	-11						
21	Daphane White	11:46	0-0	0-0	1-2	4 6 3	3 2	1	0	1	0	0	0	-1						
25	Ca'Leah Burrell	09:27	0-4	0-3	0-0	0 0 0	2 0	0	0	0	0	0	0	-15						
4	Tae'lor Purvis	02:12	0-2	0-0	0-0	0 0 0	1 0	0	0	0	0	0	0	-1						
	Team					2 3 5		0		0										
	Totals		21-61	3-17	6-13	12 18 30	16 15	51	7	19	14	3	4	-29						

JAN. 17, 2021 | MEMPHIS | TAMPA, FLA.

NO CONTEST
RESCHEDULED FOR JAN. 9
(SEE PAGE 8)

JAN. 20, 2021 | AT WICHITA STATE | WICHITA, KS.

POSTPONED

JAN. 23, 2021 | AT EAST CAROLINA | GREENVILLE, N.C.

POSTPONED

JAN. 27, 2021 | TEMPLE | TAMPA, FLA.

POSTPONED

JAN. 30, 2021 | CINCINNATI | TAMPA, FLA.

POSTPONED
RESCHEDULED FOR FEB. 17

FEB. 3, 2021 | AT SMU | DALLAS, TEXAS

CANCELED
SMU CANCELED THE REMAINDER
OF ITS 2020-21 SEASON

FEB. 7, 2021 | AT UCF | ORLANDO, FLA.

POSTPONED
RESCHEDULED FOR MARCH 4

FEB. 13, 2021 | TULSA | TAMPA, FLA.



Official Basketball Box Score - Final
Tulsa at South Fla.
02/13/21 Yuengling Center, Tampa
2020-21 Women's Basketball

Game Time: 4:00 PM
Game Duration: 1:40
Attendance: 361

Officials: Luis Gonzalez, Ron Ledington, Kara Negron

Tulsa - 46

Record: 5-9

NO.	Name	Min	FG		3P		FT		Rebounds		Fouls		TP	AS	TO	ST	Blocks		+/-	Shooting By Period																
			M	A	M	A	M	A	M	A	OR	DR					PF	FD		BS	BA	1st	FG	1st	FG	1st	FG									
13	Jessica Evans	F 35:21	3-10	1-5	0-0	3	8	11	2	0	7	0	0	0	1	0	-23				1st	FG	5-17	29.4%												
32	Desiree Lewis	F 17:19	0-1	0-0	1-2	1	4	5	2	1	1	0	2	0	0	0	-10				3PT%	1-4	25.0%													
10	Maya Mayberry	G 25:58	4-13	0-3	0-0	3	5	8	1	2	8	1	2	2	0	0	-21				2nd	FG	4-16	25.0%												
11	Maddie Bittle	G 17:18	0-2	0-1	0-0	0	2	2	0	0	0	0	3	1	0	-4				3PT%	0-5	0.0%														
21	Rebecca Lescay	G 21:26	3-10	0-0	0-0	1	2	3	2	1	6	1	3	3	1	-15				3PT%	0	0%														
12	Wyvette Mayberry	31:40	6-16	0-3	6-8	2	1	3	2	7	18	0	3	1	0	-18				4th	FG	3-13	23.1%													
24	Madi Washington	16:52	0-3	0-2	2-2	0	1	1	0	1	2	1	0	0	0	-4				3PT%	0-2	0.0%														
0	Olivia Clayton	17:25	1-5	0-0	0-2	0	2	2	4	1	2	1	1	0	0	-2				FT%	6-10	60%														
23	Kayla Mourey	09:55	1-2	0-1	0-0	1	0	1	1	0	2	2	0	2	0	-7				4th	FG	6-16	37.5%													
4	Sommer Blakemore	05:16	0-0	0-0	0-0	0	1	1	0	0	0	0	0	0	0	-3				3PT%	0-4	0.0%														
15	KK Rodriguez	01:30	0-0	0-0	0-0	0	0	0	1	0	0	0	0	0	0	2				FT%	2-3	66.7%														
Team						2		2		4		0		1					GM FG%			18-62	29.0%													
Totals			18-62			1-15		9-14		13		28		41		15		13		46		6		15		7		2		-21		3PT%			1-15	6.7%
																					Technical Fouls: NONE							FT%			9-14	64.3%				

Technical Fouls: NONE

Dead Ball Rebounds: 3, 1

South Fla. - 67

Record: 11-1

NO. Name		Min	FG M.A.	3P M.A.	FT M.A.	Rebounds OR DR TOT	Fouls PF FD	TP	AS	TO	ST	Blocks BS BA	A/-									
														Shooting By Period								
20	Bethy Mununga	F 30:20	7-11	1-2	4-5	4	11	15	4	4	19	0	4	0	1	0	27					
21	Shae Leverett	F 21:11	2-3	0-0	0-2	2	4	6	4	1	4	1	0	1	0	0	14					
2	Mihaela Lazic	G 33:55	4-11	1-4	1-2	0	2	2	1	1	10	2	4	0	0	1	21					
3	Sydni Harvey	G 37:24	5-13	4-10	0-0	0	5	5	0	4	14	7	2	0	0	1	18					
4	Elisa Pinzan	G 33:54	5-13	3-6	0-0	0	4	4	3	0	13	7	2	6	1	0	22					
13	Sara Guerreiro	14:47	0-3	0-1	0-0	0	1	1	0	2	0	1	1	1	0	0	2					
31	Beatriz Jordao	13:13	1-1	0-0	0-0	0	2	2	0	0	2	1	0	1	1	0	5					
0	Tereza Vitulova	08:02	0-3	0-2	2-2	0	0	0	1	1	2	0	0	0	0	0	-4					
24	Angelee Rodriguez	05:11	1-1	0-0	1-1	0	2	2	0	2	3	0	0	0	0	0	2					
11	Jade Blagrove	02:03	0-0	0-0	0-0	0	1	1	0	0	0	0	1	0	0	0	-2					
Team						2		1	3			0	0									
Totals						25-59		9-25	8-12	8	33	41	13	15	67	19	14	9	3	2	21	
Technical Fouls:NONE																						
														GM FG%			25-59		42		100%	
														3PT%			9-25		36		0%	
														FT%			8-12		66		7%	

Technical Fouls: NONE

Dead Ball Rebounds: 1, 0

	TUL	USF
Biggest lead	2 (1 st 9:56)	23 (4 th 4:33)
Best Scoring Run	6 (3 rd 0:45)	11 (3 rd 5:17)
Lead Changes	3	
Times Tied	0	
Time with Lead	02:36	37:20

	TUL	USF
Points from	14	14
Turnovers	22	26
Paint	9	12
Second Chance	7	12
Fast Breaks	7	12
Bench	24	7

	1st	2nd	3rd	4th	TOT
TUL	12	8	12	14	46
USF	17	16	16	18	67



2020-21 South Fla. Women's Basketball Combined Team Statistics All games

Page 1/1
as of Feb 14, 2021

Game Records

Record	Overall	Home	Away	Neutral
ALL GAMES	11-1	7-1	4-0	0-0
CONFERENCE	8-0	4-0	4-0	0-0
NON-CONFERENCE	3-1	3-1	0-0	0-0

Score by Periods

Team	1st	2nd	3rd	4th	OT	TOT
South Fla.	202	206	220	220	7	855
Opponents	167	134	171	154	3	629

Team Box Score

No.	Player				Total		3-Point		F-Throw		Rebounds												
		GP-GS	MIN	AVG	FG-FGA	FG%	3FG-FGA	3FG%	FT-FTA	FT%	OFF	DEF	TOT	AVG	PF	DQ	A	TO	BLK	STL	PTS	AVG	
5	TSINEKE, Elena	11-8	225:19	20.5	47-120	.392	16-57	.281	22-24	.917	9	13	22	2.0	21	1	23	19	2	3	132	12.0	
20	MUNUNGA, Bethy	12-12	366:19	30.5	46-82	.561	4-10	.400	35-51	.686	42	100	142	11.8	38	1	14	28	13	17	131	10.9	
3	HARVEY, Sydni	12-12	296:59	24.7	38-113	.336	22-66	.333	31-43	.721	14	15	29	2.4	14	0	24	16	1	11	129	10.8	
1	ALVAREZ, Maria	10-1	188:18	18.8	30-70	.429	27-59	.458	15-19	.789	5	20	25	2.5	17	1	11	15	0	7	102	10.2	
4	PINZAN, Elisa	12-12	411:46	34.3	40-113	.354	18-56	.321	19-27	.704	5	40	45	3.8	11	0	86	19	1	24	117	9.8	
22	BRABENCOVA, Kristyna	11-1	179:47	16.3	22-79	.278	11-34	.324	10-11	.909	10	26	36	3.3	21	1	11	13	5	3	65	5.9	
21	LEVERETT, Shae	12-11	303:23	25.3	23-39	.590	0-0	.000	14-36	.389	46	32	78	6.5	40	1	6	12	12	10	60	5.0	
31	JORDAO, Beatriz	11-1	148:10	13.5	24-44	.545	0-0	.000	3-4	.750	10	42	52	4.7	13	0	10	7	13	4	51	4.6	
2	LAZIC, Mihaela	12-1	95:02	7.9	9-24	.375	1-10	.100	2-4	.500	1	6	7	0.6	4	0	17	11	0	1	21	1.8	
0	VITULOVA, Tereza	7-0	41:26	5.9	3-15	.200	1-8	.125	4-4	1.000	1	5	6	0.9	5	0	0	0	0	1	11	1.6	
12	BERMEJO, Cristina	11-1	101:42	9.2	5-20	.250	0-5	.000	6-6	1.000	6	18	24	2.2	10	0	5	6	2	1	16	1.5	
13	GUERREIRO, Sara	7-0	44:29	6.4	5-15	.333	0-4	.000	0-2	.000	5	3	8	1.1	0	0	2	4	0	1	10	1.4	
11	BLAGROVE, Jade	4-0	08:53	2.2	1-1	1.000	0-0	.000	3-4	.750	2	1	3	0.8	1	0	1	3	0	1	5	1.3	
24	RODRIGUEZ, Angelee	4-0	13:27	3.4	2-5	.400	0-0	.000	1-1	1.000	0	5	5	1.3	1	0	0	0	0	0	5	1.3	
Team											36	33	69					7					
Total		12	2425		295-740	.399	100-309	.324	165-236	.699	192	359	551	45.9	196	5	210	160	49	84	855	71.3	
Opponents		12	2425		231-696	.332	32-168	.190	135-220	.614	145	280	425	35.4	221	6	101	177	32	83	629	52.4	

Team Statistics

	USF	OPP
Scoring	855	629
Points per game	71.3	52.4
Scoring margin	+18.8	-
Field goals-att	295-740	231-696
Field goal pct	.399	.332
3 point fg-att	100-309	32-168
3-point FG pct	.324	.190
3-pt FG made per game	8.3	2.7
Free throws-att	165-236	135-220
Free throw pct	.699	.614
F-Throws made per game	13.8	11.3
Rebounds	551	425
Rebounds per game	45.9	35.4
Rebounding margin	+10.5	-
Assists	210	101
Assists per game	17.5	8.4
Turnovers	160	177
Turnovers per game	13.3	14.8
Turnover margin	+1.4	-
Assist/turnover ratio	1.3	0.6
Steals	84	83
Steals per game	7.0	6.9
Blocks	49	32
Blocks per game	4.1	2.7
Winning streak	10	-
Home win streak	6	-
Attendance	1425	511
Home games-Avg/Game	8-178	4-128
Neutral site-Avg/Game	-	0-0

Team Results

Date	Opponent		Score	Att.
11/28/2020	Jacksonville	W	84-46	0
12/01/2020	Baylor	L	62-67	0
12/05/2020	Mississippi St.	Wot	67-63	0
12/13/2020	Stetson	W	85-43	0
12/16/2020	at Memphis	W	65-58	111
12/22/2020	at Cincinnati	W	73-61	300
12/30/2020	at Tulsa	W	63-35	0
01/02/2021	East Carolina	W	71-58	0
01/06/2021	Wichita St.	W	66-48	620
01/09/2021	Houston	W	80-51	424
01/13/2021	at Tulane	W	72-53	100
02/13/2021	Tulsa	W	67-46	381



2020-21 South Fla. Women's Basketball Combined Team Statistics Specific games

Page 1/1
as of Feb 14, 2021

Game Records

Record	Overall	Home	Away	Neutral
ALL GAMES	8-0	4-0	4-0	0-0
CONFERENCE	8-0	4-0	4-0	0-0
NON-CONFERENCE	0-0	0-0	0-0	0-0

Score by Periods

Team	1st	2nd	3rd	4th	OT	TOT
South Fla.	134	120	152	151	0	557
Opponents	103	90	110	107	0	410

Team Box Score

No.	Player				Total		3-Point		F-Throw		Rebounds												
		GP-GS	MIN	AVG	FG-FGA	FG%	3FG-FGA	3FG%	FT-FTA	FT%	OFF	DEF	TOT	AVG	PF	DQ	A	TO	BLK	STL	PTS	AVG	
5	TSINEKE, Elena	7-4	135:29	19.4	32-74	.432	9-30	.300	20-22	.909	3	6	9	1.3	14	1	11	12	0	2	93	13.3	
20	MUNUNGA, Bethy	8-8	245:04	30.6	33-55	.600	1-5	.200	27-40	.675	27	71	98	12.3	25	0	7	24	10	15	94	11.8	
3	HARVEY, Sydni	8-8	205:24	25.7	27-74	.365	16-43	.372	21-27	.778	10	10	20	2.5	7	0	15	10	0	7	91	11.4	
4	PINZAN, Elisa	8-8	286:11	35.8	30-76	.395	13-39	.333	14-21	.667	1	24	25	3.1	8	0	63	14	1	18	87	10.9	
1	ALVAREZ, Maria	7-1	125:51	18.0	19-47	.404	18-43	.419	11-15	.733	4	14	18	2.6	8	0	7	11	0	5	67	9.6	
22	BRABENCOVA, Kristyna	7-1	118:24	16.9	10-40	.250	5-17	.294	6-7	.857	6	17	23	3.3	12	0	5	5	3	2	31	4.4	
31	JORDAO, Beatriz	8-1	99:55	12.5	16-30	.533	0-0	.000	2-2	1.000	4	24	28	3.5	10	0	6	3	7	3	34	4.3	
21	LEVERETT, Shae	8-7	194:21	24.3	13-23	.565	0-0	.000	6-20	.300	31	23	54	6.8	27	1	4	10	10	7	32	4.0	
0	VITULOVA, Tereza	7-0	41:26	5.9	3-15	.200	1-8	.125	4-4	1.000	1	5	6	0.9	5	0	0	0	0	1	11	1.6	
24	RODRIGUEZ, Angelee	2-0	06:54	3.4	1-1	1.000	0-0	.000	1-1	1.000	0	2	2	1.0	1	0	0	0	0	0	3	1.5	
2	LAZIC, Mihaela	8-1	61:23	7.7	5-15	.333	1-6	.167	1-2	.500	0	3	3	0.4	2	0	8	8	0	1	12	1.5	
13	GUERREIRO, Sara	3-0	19:35	6.5	1-4	.250	0-1	.000	0-2	.000	2	2	4	1.3	0	0	1	2	0	1	2	0.7	
11	BLAGROVE, Jade	2-0	03:46	1.9	0-0	.000	0-0	.000	0-0	.000	0	1	1	0.5	1	0	1	1	0	0	0	0.0	
12	BERMEJO, Cristina	7-1	56:18	8.0	0-6	.000	0-2	.000	0-0	.000	2	11	13	1.9	4	0	1	3	2	0	0	0.0	
Team											18	22	40					4					
Total		8	1600		190-460	.413	64-194	.330	113-163	.693	109	235	344	43.0	124	2	129	107	33	62	557	69.6	
Opponents		8	1600		154-455	.338	23-114	.202	79-126	.627	88	180	268	33.5	148	4	67	113	20	58	410	51.3	

Team Statistics

	USF	OPP
Scoring	557	410
Points per game	69.6	51.3
Scoring margin	+18.4	-
Field goals-att	190-460	154-455
Field goal pct	.413	.338
3 point fg-att	64-194	23-114
3-point FG pct	.330	.202
3-pt FG made per game	8.0	2.9
Free throws-att	113-163	79-126
Free throw pct	.693	.627
F-Throws made per game	14.1	9.9
Rebounds	344	268
Rebounds per game	43.0	33.5
Rebounding margin	+9.5	-
Assists	129	67
Assists per game	16.1	8.4
Turnovers	107	113
Turnovers per game	13.4	14.1
Turnover margin	+0.8	-
Assist/turnover ratio	1.2	0.6
Steals	62	58
Steals per game	7.8	7.3
Blocks	33	20
Blocks per game	4.1	2.5
Winning streak	8	-
Home win streak	4	-
Attendance	1425	511
Home games-Avg/Game	4-356	4-128
Neutral site-Avg/Game	-	0-0

Team Results

Date	Opponent		Score	Att.
12/16/2020	at Memphis	W	65-58	111
12/22/2020	at Cincinnati	W	73-61	300
12/30/2020	at Tulsa	W	63-35	0
01/02/2021	East Carolina	W	71-58	0
01/06/2021	Wichita St.	W	66-48	620
01/09/2021	Houston	W	80-51	424
01/13/2021	at Tulane	W	72-53	100
02/13/2021	Tulsa	W	67-46	381



2020-21 South Fla. Women's Basketball Combined Team Statistics Specific games

Page 1/1
as of Feb 14, 2021

Game Records

Record	Overall	Home	Away	Neutral
ALL GAMES	7-1	7-1	0-0	0-0
CONFERENCE	4-0	4-0	0-0	0-0
NON-CONFERENCE	3-1	3-1	0-0	0-0

Score by Periods

Team	1st	2nd	3rd	4th	OT	TOT
South Fla.	133	157	138	147	7	582
Opponents	113	99	107	100	3	422

Team Box Score

No.	Player				Total		3-Point		F-Throw		Rebounds													
		GP-GS	MIN	AVG	FG-FGA	FG%	3FG-FGA	3FG%	FT-FTA	FT%	OFF	DEF	TOT	AVG	PF	DQ	A	TO	BLK	STL	PTS	AVG		
1	ALVAREZ, Maria	6-1	116:26	19.4	23-47	.489	20-38	.526	11-11	1.000	3	10	13	2.2	11	1	6	8	0	3	77	12.8		
5	TSINEKE, Elena	7-5	153:37	21.9	32-81	.395	13-43	.302	12-13	.923	7	8	15	2.1	13	0	18	15	2	3	89	12.7		
20	MUNUNGA, Bethy	8-8	249:55	31.2	34-59	.576	4-8	.500	24-32	.750	31	71	102	12.8	26	1	9	19	8	12	96	12.0		
3	HARVEY, Sydni	8-8	190:58	23.9	21-68	.309	13-42	.310	21-31	.677	7	12	19	2.4	10	0	19	11	1	6	76	9.5		
4	PINZAN, Elisa	8-8	264:38	33.1	21-68	.309	10-31	.323	7-8	.875	4	31	35	4.4	8	0	61	13	1	13	59	7.4		
22	BRABENCOVA, Kristyna	7-1	117:04	16.7	16-56	.286	9-26	.346	6-6	1.000	5	15	20	2.9	16	1	11	11	4	2	47	6.7		
21	LEVERETT, Shae	8-8	200:42	25.1	17-26	.654	0-0	.000	11-26	.423	30	21	51	6.4	28	0	5	9	6	9	45	5.6		
31	JORDAO, Beatriz	7-0	95:55	13.7	14-27	.519	0-0	.000	3-4	.750	7	28	35	5.0	7	0	8	5	8	4	31	4.4		
2	LAZIC, Mihaela	8-1	82:03	10.3	9-22	.409	1-9	.111	2-4	.500	1	5	6	0.8	3	0	14	8	0	0	21	2.6		
12	BERMEJO, Cristina	7-0	66:02	9.4	5-18	.278	0-4	.000	6-6	1.000	4	11	15	2.1	8	0	4	4	0	1	16	2.3		
13	GUERREIRO, Sara	7-0	44:29	6.4	5-15	.333	0-4	.000	0-2	.000	5	3	8	1.1	0	0	2	4	0	1	10	1.4		
11	BLAGROVE, Jade	4-0	08:53	2.2	1-1	1.000	0-0	.000	3-4	.750	2	1	3	0.8	1	0	1	3	0	1	5	1.3		
0	VITULOVA, Tereza	4-0	20:51	5.2	1-8	.125	1-5	.200	2-2	1.000	1	1	2	0.5	2	0	0	0	0	1	5	1.3		
24	RODRIGUEZ, Angelee	4-0	13:27	3.4	2-5	.400	0-0	.000	1-1	1.000	0	5	5	1.3	1	0	0	0	0	0	5	1.3		
Team											29	22	51					5						
Total		8	1625		201-501	.401	71-210	.338	109-150	.727	136	244	380	47.5	134	3	158	115	30	56	582	72.8		
Opponents		8	1625		152-475	.320	20-113	.177	98-160	.613	107	182	289	36.1	142	2	66	122	19	59	422	52.8		

Team Statistics

	USF	OPP
Scoring	582	422
Points per game	72.8	52.8
Scoring margin	+20.0	-
Field goals-att	201-501	152-475
Field goal pct	.401	.320
3 point fg-att	71-210	20-113
3-point FG pct	.338	.177
3-pt FG made per game	8.9	2.5
Free throws-att	109-150	98-160
Free throw pct	.727	.613
F-Throws made per game	13.6	12.3
Rebounds	380	289
Rebounds per game	47.5	36.1
Rebounding margin	+11.4	-
Assists	158	66
Assists per game	19.8	8.3
Turnovers	115	122
Turnovers per game	14.4	15.3
Turnover margin	+0.9	-
Assist/turnover ratio	1.4	0.5
Steals	56	59
Steals per game	7.0	7.4
Blocks	30	19
Blocks per game	3.8	2.4
Winning streak	6	-
Home win streak	6	-
Attendance	1425	0
Home games-Avg/Game	8-178	0-0
Neutral site-Avg/Game	-	0-0

Team Results

Date	Opponent	Score	Att.
11/28/2020	Jacksonville	W	84-46
12/01/2020	Baylor	L	62-67
12/05/2020	Mississippi St.	Wot	67-63
12/13/2020	Stetson	W	85-43
01/02/2021	East Carolina	W	71-58
01/06/2021	Wichita St.	W	66-48
01/09/2021	Houston	W	80-51
02/13/2021	Tulsa	W	67-46



2020-21 South Fla. Women's Basketball Combined Team Statistics Specific games

Page 1/1
as of Jan 14, 2021

Game Records

Record	Overall	Home	Away	Neutral
ALL GAMES	4-0	0-0	4-0	0-0
CONFERENCE	4-0	0-0	4-0	0-0
NON-CONFERENCE	0-0	0-0	0-0	0-0

Score by Periods

Team	1st	2nd	3rd	4th	OT	TOT
South Fla.	69	49	82	73	0	273
Opponents	54	35	64	54	0	207

Team Box Score

No. Player					Total		3-Point		F-Throw		Rebounds														
		GP-GS	MIN	AVG	FG-FGA	FG%	3FG-FGA	3FG%	FT-FTA	FT%	OFF	DEF	TOT	AVG	PF	DQ	A	TO	BLK	STL	PTS	AVG			
4	PINZAN, Elisa	4-4	147:07	36.8	19-45	.422	8-25	.320	12-19	.632	1	9	10	2.5	3	0	25	6	0	11	58	14.5			
3	HARVEY, Sydni	4-4	106:01	26.5	17-45	.378	9-24	.375	10-12	.833	7	3	10	2.5	4	0	5	5	0	5	53	13.3			
5	TSINEKE, Elena	4-3	71:41	17.9	15-39	.385	3-14	.214	10-11	.909	2	5	7	1.8	8	1	5	4	0	0	43	10.8			
20	MUNUNGA, Bethy	4-4	116:24	29.1	12-23	.522	0-2	.000	11-19	.579	11	29	40	10.0	12	0	5	9	5	5	35	8.8			
1	ALVAREZ, Maria	4-0	71:52	18.0	7-23	.304	7-21	.333	4-8	.500	2	10	12	3.0	6	0	5	7	0	4	25	6.3			
31	JORDAO, Beatriz	4-1	52:15	13.1	10-17	.588	0-0	.000	0-0	.000	3	14	17	4.3	6	0	2	2	5	0	20	5.0			
22	BRABENCOVA, Kristyna	4-0	62:43	15.7	6-23	.261	2-8	.250	4-5	.800	5	11	16	4.0	5	0	0	2	1	1	18	4.5			
21	LEVERETT, Shae	4-3	102:41	25.7	6-13	.462	0-0	.000	3-10	.300	16	11	27	6.8	12	1	1	3	6	1	15	3.8			
0	VITULOVA, Tereza	3-0	20:35	6.9	2-7	.286	0-3	.000	2-2	1.000	0	4	4	1.3	3	0	0	0	0	0	6	2.0			
2	LAZIC, Mihaela	4-0	12:59	3.2	0-2	.000	0-1	.000	0-0	.000	0	1	1	0.3	1	0	3	3	0	1	0	0.0			
12	BERMEJO, Cristina	4-1	35:41	8.9	0-2	.000	0-1	.000	0-0	.000	2	7	9	2.3	2	0	1	2	2	0	0	0.0			
Team											7	11	18					2							
Total		4	800		94-239	.393	29-99	.293	56-86	.651	56	115	171	42.8	62	2	52	45	19	28	273	68.3			
Opponents		4	800		79-221	.357	12-55	.218	37-60	.617	38	98	136	34.0	79	4	35	55	13	24	207	51.8			

Team Statistics

	USF	OPP
Scoring	273	207
Points per game	68.3	51.8
Scoring margin	+16.5	-
Field goals-att	94-239	79-221
Field goal pct	.393	.357
3 point fg-att	29-99	12-55
3-point FG pct	.293	.218
3-pt FG made per game	7.3	3.0
Free throws-att	56-86	37-60
Free throw pct	.651	.617
F-Throws made per game	14.0	9.3
Rebounds	171	136
Rebounds per game	42.8	34.0
Rebounding margin	+8.8	-
Assists	52	35
Assists per game	13.0	8.8
Turnovers	45	55
Turnovers per game	11.3	13.8
Turnover margin	+2.5	-
Assist/turnover ratio	1.2	0.6
Steals	28	24
Steals per game	7.0	6.0
Blocks	19	13
Blocks per game	4.8	3.3
Winning streak	4	-
Home win streak	0	-
Attendance	0	511
Home games-Avg/Game	0-0	4-128
Neutral site-Avg/Game	-	0-0

Team Results

Date	Opponent		Score	Att.
12/16/2020	at Memphis	W	65-58	111
12/22/2020	at Cincinnati	W	73-61	300
12/30/2020	at Tulsa	W	63-35	0
01/13/2021	at Tulane	W	72-53	100



2020-21 South Fla. Women's Basketball
Season/Career Statistics
All games

Page 1/1
as of Feb 14, 2021

Summary

Player	Season Statistics										Career Statistics									
	GP-GS	MIN/G	FG%	3FG%	FT%	R/G	A/G	STL	BLK	PTS/G	GP-GS	MIN/G	FG%	3FG%	FT%	R/G	A/G	STL	BLK	PTS/G
ALVAREZ, Maria	10-1	18.8	.429	.458	.789	2.5	1.1	7	0	10.2	25-9	23.9	.368	.365	.641	2.8	2.4	22	0	9.4
BERMEJO, Cristina	11-1	9.2	.250	.000	1.000	2.2	0.5	1	2	1.5	35-2	9.8	.306	.222	.727	2.0	0.7	15	7	1.9
BLAGROVE, Jade	4-0	2.2	1.000	.000	.750	0.8	0.3	1	0	1.3	4-0	2.2	1.000	.000	.750	0.8	0.3	1	0	1.3
BRABENCOVA, Kristyna	11-1	16.3	.278	.324	.909	3.3	1.0	3	5	5.9	36-15	21.7	.298	.277	.707	3.4	1.5	19	24	6.7
GUERREIRO, Sara	7-0	6.4	.333	.000	.000	1.1	0.3	1	0	1.4	7-0	6.4	.333	.000	.000	1.1	0.3	1	0	1.4
HARVEY, Sydni	12-12	24.7	.336	.333	.721	2.4	2.0	11	1	10.8	66-52	27.9	.335	.361	.819	2.2	2.1	52	7	11.6
JORDAO, Beatriz	11-1	13.5	.545	.000	.750	4.7	0.9	4	13	4.6	53-23	13.8	.511	.000	.667	3.9	0.5	16	53	5.2
LAZIC, Mihaela	12-1	7.9	.375	.100	.500	0.6	1.4	1	0	1.8	13-1	8.0	.360	.091	.500	0.7	1.3	1	0	1.6
LEVERETT, Shae	12-11	25.3	.590	.000	.389	6.5	0.5	10	12	5.0	105-47	21.3	.603	.000	.557	5.7	0.4	54	93	5.1
MUNUNGA, Bethy	12-12	30.5	.561	.400	.686	11.8	1.2	17	13	10.9	41-39	27.4	.517	.333	.700	10.6	1.2	51	40	9.7
PINZAN, Elisa	12-12	34.3	.354	.321	.704	3.8	7.2	24	1	9.8	70-51	29.3	.326	.314	.787	2.6	4.4	78	2	7.1
RODRIGUEZ, Angelee	4-0	3.4	.400	.000	1.000	1.3	0.0	0	0	1.3	4-0	3.4	.400	.000	1.000	1.3	0.0	0	0	1.3
TSINEKE, Elena	11-8	20.5	.392	.281	.917	2.0	2.1	3	2	12.0	38-30	25.6	.379	.308	.891	2.0	1.8	21	10	12.3
VITULOVA, Tereza	7-0	5.9	.200	.125	1.000	0.9	0.0	1	0	1.6	7-0	5.9	.200	.125	1.000	0.9	0.0	1	0	1.6

Scoring

Player	Season Statistics										Career Statistics									
	FG-FGA	FG%	3FG-3FGA	3FG%	FT-FTA	FT%	PTS	PTS/G	FG-FGA	FG%	3FG-3FGA	3FG%	FT-FTA	FT%	PTS	PTS/G	FG-FGA	FG%	3FG-3FGA	3FG%
ALVAREZ, Maria	30-70	.429	27-59	.458	15-19	.789	102	10.2	74-201	.368	61-167	.365	25-39	.641	234	9.4	74-201	.368	61-167	.365
BERMEJO, Cristina	5-20	.250	0-5	.000	6-6	1.000	16	1.5	22-72	.306	6-27	.222	16-22	.727	66	1.9	22-72	.306	6-27	.222
BLAGROVE, Jade	1-1	1.000	0-0	.000	3-4	.750	5	1.3	1-1	1.000	0-0	.000	3-4	.750	5	1.3	1-1	1.000	0-0	.000
BRABENCOVA, Kristyna	22-79	.278	11-34	.324	10-11	.909	65	5.9	88-295	.298	36-130	.277	29-41	.707	241	6.7	88-295	.298	36-130	.277
GUERREIRO, Sara	5-15	.333	0-4	.000	0-2	.000	10	1.4	5-15	.333	0-4	.000	0-2	.000	10	1.4	5-15	.333	0-4	.000
HARVEY, Sydni	38-113	.336	22-66	.333	31-43	.721	129	10.8	231-689	.335	106-294	.361	195-238	.819	763	11.6	231-689	.335	106-294	.361
JORDAO, Beatriz	24-44	.545	0-0	.000	3-4	.750	51	4.6	119-233	.511	0-1	.000	36-54	.667	274	5.2	119-233	.511	0-1	.000
LAZIC, Mihaela	9-24	.375	1-10	.100	2-4	.500	21	1.8	9-25	.360	1-11	.091	2-4	.500	21	1.6	9-25	.360	1-11	.091
LEVERETT, Shae	23-39	.590	0-0	.000	14-36	.389	60	5.0	199-330	.603	0-1	.000	142-255	.557	540	5.1	199-330	.603	0-1	.000
MUNUNGA, Bethy	46-82	.561	4-10	.400	35-51	.686	131	10.9	155-300	.517	5-15	.333	84-120	.700	399	9.7	155-300	.517	5-15	.333
PINZAN, Elisa	40-113	.354	18-56	.321	19-27	.704	117	9.8	163-500	.326	89-283	.314	85-108	.787	500	7.1	163-500	.326	89-283	.314
RODRIGUEZ, Angelee	2-5	.400	0-0	.000	1-1	1.000	5	1.3	2-5	.400	0-0	.000	1-1	1.000	5	1.3	2-5	.400	0-0	.000
TSINEKE, Elena	47-120	.392	16-57	.281	22-24	.917	132	12.0	162-427	.379	60-195	.308	82-92	.891	466	12.3	162-427	.379	60-195	.308
VITULOVA, Tereza	3-15	.200	1-8	.125	4-4	1.000	11	1.6	3-15	.200	1-8	.125	4-4	1.000	11	1.6	3-15	.200	1-8	.125

Totals

Player	Season Statistics										Career Statistics									
	O-REB	D-REB	TOTAL	PF	FO	A	TO	A/TO	O-REB	D-REB	TOTAL	PF	FO	A	TO	A/TO	O-REB	D-REB	TOTAL	PF
ALVAREZ, Maria	5	20	25	17	1	11	15	0.7	12	57	69	43	2	60	40	1.5	12	57	69	43
BERMEJO, Cristina	6	18	24	10	0	5	6	0.8	19	51	70	39	0	23	35	0.7	19	51	70	39
BLAGROVE, Jade	2	1	3	1	0	1	3	0.3	2	1	3	1	0	1	3	0.3	2	1	3	1
BRABENCOVA, Kristyna	10	26	36	21	1	11	13	0.8	41	81	122	85	2	54	62	0.9	41	81	122	85
GUERREIRO, Sara	5	3	8	0	0	2	4	0.5	5	3	8	0	0	2	4	0.5	5	3	8	0
HARVEY, Sydni	14	15	29	14	0	24	16	1.5	55	91	146	126	5	136	153	0.9	55	91	146	126
JORDAO, Beatriz	10	42	52	13	0	10	7	1.4	62	146	208	79	0	28	55	0.5	62	146	208	79
LAZIC, Mihaela	1	6	7	4	0	17	11	1.5	1	8	9	5	0	17	11	1.5	1	8	9	5
LEVERETT, Shae	46	32	78	40	1	6	12	0.5	288	311	599	243	9	42	109	0.4	288	311	599	243
MUNUNGA, Bethy	42	100	142	38	1	14	28	0.5	152	282	434	119	1	49	103	0.5	152	282	434	119
PINZAN, Elisa	5	40	45	11	0	86	19	4.5	15	168	183	73	1	310	176	1.8	15	168	183	73
RODRIGUEZ, Angelee	0	5	5	1	0	0	0	0.0	0	5	5	1	0	0	0	0.0	0	5	5	1
TSINEKE, Elena	9	13	22	21	1	23	19	1.2	26	49	75	84	3	67	96	0.7	26	49	75	84
VITULOVA, Tereza	1	5	6	5	0	0	0	0.0	1	5	6	5	0	0	0	0.0	1	5	6	5



2020-21 South Fla. Women's Basketball
Season Schedule/Results & Leaders
All games

Page 1/1
as of Feb 14, 2021

Game Records

Record	Overall	Home	Away	Neutral
ALL GAMES	11-1	7-1	4-0	0-0
CONFERENCE	8-0	4-0	4-0	0-0
NON-CONFERENCE	3-1	3-1	0-0	0-0

Team Results

Date	Opponent		Score	Att.	High Points	High Rebounds
11/28/2020	Jacksonville	W	84-46	0	(18) BRABENCOVA, Kristyna	(14) JORDAO, Beatriz
12/01/2020	Baylor	L	62-67	0	(18) ALVAREZ, Maria	(10) MUNUNGA, Bethy
12/05/2020	Mississippi St.	Wot	67-63	0	(14) PINZAN, Elisa	(12) MUNUNGA, Bethy
12/13/2020	Stetson	W	85-43	0	(16) TSINEKE, Elena	(11) MUNUNGA, Bethy
12/16/2020	at Memphis	W	65-58	111	(19) PINZAN, Elisa	(10) MUNUNGA, Bethy
12/22/2020	at Cincinnati	W	73-61	300	(21) HARVEY, Sydni	(14) MUNUNGA, Bethy
12/30/2020	at Tulsa	W	63-35	0	(13) PINZAN, Elisa	(8) LEVERETT, Shae
01/02/2021	East Carolina	W	71-58	0	(23) MUNUNGA, Bethy	(21) MUNUNGA, Bethy
01/06/2021	Wichita St.	W	66-48	620	(31) TSINEKE, Elena	(8) MUNUNGA, Bethy
01/09/2021	Houston	W	80-51	424	(23) ALVAREZ, Maria	(14) MUNUNGA, Bethy
01/13/2021	at Tulane	W	72-53	100	(22) PINZAN, Elisa	(9) MUNUNGA, Bethy
02/13/2021	Tulsa	W	67-46	381	(19) MUNUNGA, Bethy	(15) MUNUNGA, Bethy

Attendance Summary

	Games	Attend	Avg/Game
Home	8	1425	178
Away	4	511	128
Neutral	0	0	0
Total	12	1936	161



**2020-21 South Fla. Women's Basketball
Team Game-by-Game
All games**

Page 1/1
as of Feb 14, 2021

				Total		3-Pointers		Free throws		Rebounds											
Opponent	Date	Score		FG-FGA	PCT	3FG-FGA	PCT	FT-FTA	PCT	OFF	DEF	TOT	AVG	PF	A	TO	BLK	STL	PTS	AVG	
Jacksonville	11/28/2020	84-46	W	32-72	.444	11-32	.344	9-12	.750	18	36	54	54.0	14	29	8	8	4	84	84.0	
Baylor	12/01/2020	62-67	L	20-58	.345	10-27	.370	12-16	.750	14	23	37	45.5	21	14	18	1	4	62	73.0	
Mississippi St.	12/05/2020	67-63	Wot	23-73	.315	6-30	.200	15-21	.714	23	24	47	46.0	24	15	12	3	9	67	71.0	
Stetson	12/13/2020	85-43	W	30-77	.390	9-26	.346	16-24	.667	28	41	69	51.8	13	23	15	4	5	85	74.5	
at Memphis	12/16/2020	65-58	W	22-64	.344	4-22	.182	17-26	.654	18	19	37	48.8	15	10	7	6	6	65	72.6	
at Cincinnati	12/22/2020	73-61	W	23-49	.469	8-21	.381	19-31	.613	13	27	40	47.3	16	16	16	4	4	73	72.7	
at Tulsa	12/30/2020	63-35	W	23-60	.383	7-22	.318	10-18	.556	11	40	51	47.9	17	12	11	5	4	63	71.3	
East Carolina	01/02/2021	71-58	W	19-48	.396	5-22	.227	28-36	.778	15	33	48	47.9	16	15	16	3	5	71	71.3	
Wichita St.	01/06/2021	66-48	W	23-53	.434	12-26	.462	8-11	.727	13	24	37	46.7	18	21	11	4	7	66	70.7	
Houston	01/09/2021	80-51	W	29-61	.475	9-22	.409	13-18	.722	17	30	47	46.7	15	22	21	4	13	80	71.6	
at Tulane	01/13/2021	72-53	W	26-66	.394	10-34	.294	10-11	.909	14	29	43	46.4	14	14	11	4	14	72	71.6	
Tulsa	02/13/2021	67-46	W	25-59	.424	9-25	.360	8-12	.667	8	33	41	45.9	13	19	14	3	9	67	71.3	
Total		855		295-740	.399	100-309	.324	165-236	.699	192	359	551	45.9	196	210	160	49	84	855	71.3	
Opponents		629		231-696	.332	32-168	.190	135-220	.614	145	280	425	35.4	221	101	177	32	83	629	52.4	

South Fla. Averages

Games Played	Points/game	FG Pct	3FG Pct	FT Pct	Rebounds/game	Assists/game	Turnovers/game	Assist/Turnover ratio	Steals/game	Blocks/game
12	71.3	39.9	32.4	69.9	45.9	17.5	13.3	1.3	7.0	4.1



**2020-21 South Fla. Women's Basketball
Opponents Game-by-Game
All games**

Page 1/1
as of Feb 14, 2021

				Total		3-Pointers		Free throws		Rebounds											
Opponent	Date	Score		FG-FGA	PCT	3FG-FGA	PCT	FT-FTA	PCT	OFF	DEF	TOT	AVG	PF	A	TO	BLK	STL	PTS	AVG	
Jacksonville	11/28/2020	84-46	W	16-54	.296	3-10	.300	11-23	.478	8	22	30	30.0	16	5	13	0	4	46	46.0	
Baylor	12/01/2020	62-67	L	25-68	.368	0-11	.000	17-23	.739	24	26	50	40.0	17	20	16	7	13	67	56.5	
Mississippi St.	12/05/2020	67-63	Wot	20-59	.339	2-13	.154	21-34	.618	19	29	48	42.7	24	3	21	4	2	63	58.7	
Stetson	12/13/2020	85-43	W	16-60	.267	4-20	.200	7-14	.500	6	23	29	39.3	16	6	14	1	6	43	54.8	
at Memphis	12/16/2020	65-58	W	22-57	.386	2-9	.222	12-15	.800	15	27	42	39.8	24	9	15	3	2	58	55.4	
at Cincinnati	12/22/2020	73-61	W	24-53	.453	1-9	.111	12-20	.600	7	16	23	37.0	26	10	14	4	10	61	56.3	
at Tulsa	12/30/2020	63-35	W	11-57	.193	6-24	.250	7-14	.500	10	30	40	37.4	15	6	10	2	6	35	53.3	
East Carolina	01/02/2021	71-58	W	22-63	.349	3-12	.250	11-16	.688	11	19	30	36.5	23	12	11	0	8	58	53.9	
Wichita St.	01/06/2021	66-48	W	14-48	.292	4-15	.267	16-23	.696	14	17	31	35.9	15	7	13	2	5	48	53.2	
Houston	01/09/2021	80-51	W	21-61	.344	3-17	.176	6-13	.462	12	18	30	35.3	16	7	19	3	14	51	53.0	
at Tulane	01/13/2021	72-53	W	22-54	.407	3-13	.231	6-11	.545	6	25	31	34.9	14	10	16	4	6	53	53.0	
Tulsa	02/13/2021	67-46	W	18-62	.290	1-15	.067	9-14	.643	13	28	41	35.4	15	6	15	2	7	46	52.4	
Total		629		231-696	.332	32-168	.190	135-220	.614	145	280	425	35.4	221	101	177	32	83	629	52.4	
South Fla.		855		295-740	.399	100-309	.324	165-236	.699	192	359	551	45.9	196	210	160	49	84	855	71.3	

Opponents Averages

Games Played	Points/game	FG Pct	3FG Pct	FT Pct	Rebounds/game	Assists/game	Turnovers/game	Assist/Turnover ratio	Steals/game	Blocks/game
12	52.4	33.2	19.0	61.4	35.4	8.4	14.8	0.6	6.9	2.7



2020-21 South Fla. Women's Basketball
Team High/Low Analysis
All games

Page 1/4
as of Feb 14, 2021

South Fla. - Game Highs

POINTS	85	Stetson (12/13/2020)
	84	Jacksonville (11/28/2020)
	80	Houston (01/09/2021)
	73	at Cincinnati (12/22/2020)
	72	at Tulane (01/13/2021)
FIELD GOALS MADE	32	Jacksonville (11/28/2020)
	30	Stetson (12/13/2020)
FIELD GOAL ATTEMPTS	77	Stetson (12/13/2020)
	73	Mississippi St. (12/05/2020)
FIELD GOAL PERCENTAGE	.475	(29-61) Houston (01/09/2021)
	.469	(23-49) at Cincinnati (12/22/2020)
3 PT FG MADE	12	Wichita St. (01/06/2021)
	11	Jacksonville (11/28/2020)
3 PT FG ATTEMPTS	34	at Tulane (01/13/2021)
	32	Jacksonville (11/28/2020)
3 PT FG PERCENTAGE	.462	(12-26) Wichita St. (01/06/2021)
	.409	(9-22) Houston (01/09/2021)
FREE THROWS MADE	28	East Carolina (01/02/2021)
	19	at Cincinnati (12/22/2020)
FREE THROW ATTEMPTS	36	East Carolina (01/02/2021)
	31	at Cincinnati (12/22/2020)
FREE THROW PERCENTAGE	.909	(10-11) at Tulane (01/13/2021)
	.778	(28-36) East Carolina (01/02/2021)
REBOUNDS	69	Stetson (12/13/2020)
	54	Jacksonville (11/28/2020)
ASSISTS	29	Jacksonville (11/28/2020)
	23	Stetson (12/13/2020)
STEALS	14	at Tulane (01/13/2021)
	13	Houston (01/09/2021)
BLOCKED SHOTS	8	Jacksonville (11/28/2020)
	6	at Memphis (12/16/2020)
TURNOVERS	21	Houston (01/09/2021)
	18	Baylor (12/01/2020)
FOULS	24	Mississippi St. (12/05/2020)
	21	Baylor (12/01/2020)



**2020-21 South Fla. Women's Basketball
Team High/Low Analysis
All games**

Page 2/4
as of Feb 14, 2021

Opponent - Game Highs

POINTS	67		Baylor (12/01/2020)
	63		Mississippi St. (12/05/2020)
	61		at Cincinnati (12/22/2020)
	58		East Carolina (01/02/2021)
	58		at Memphis (12/16/2020)
FIELD GOALS MADE	25		Baylor (12/01/2020)
	24		at Cincinnati (12/22/2020)
FIELD GOAL ATTEMPTS	68		Baylor (12/01/2020)
	63		East Carolina (01/02/2021)
FIELD GOAL PERCENTAGE	.453	(24-53)	at Cincinnati (12/22/2020)
	.407	(22-54)	at Tulane (01/13/2021)
3 PT FG MADE	6		at Tulsa (12/30/2020)
	4		Wichita St. (01/06/2021)
	4		Stetson (12/13/2020)
3 PT FG ATTEMPTS	24		at Tulsa (12/30/2020)
	20		Stetson (12/13/2020)
3 PT FG PERCENTAGE	.300	(3-10)	Jacksonville (11/28/2020)
	.267	(4-15)	Wichita St. (01/06/2021)
FREE THROWS MADE	21		Mississippi St. (12/05/2020)
	17		Baylor (12/01/2020)
FREE THROW ATTEMPTS	34		Mississippi St. (12/05/2020)
	23		Wichita St. (01/06/2021)
	23		Baylor (12/01/2020)
	23		Jacksonville (11/28/2020)
FREE THROW PERCENTAGE	.800	(12-15)	at Memphis (12/16/2020)
	.739	(17-23)	Baylor (12/01/2020)
REBOUNDS	50		Baylor (12/01/2020)
	48		Mississippi St. (12/05/2020)
ASSISTS	20		Baylor (12/01/2020)
	12		East Carolina (01/02/2021)
STEALS	14		Houston (01/09/2021)
	13		Baylor (12/01/2020)
BLOCKED SHOTS	7		Baylor (12/01/2020)
	4		at Tulane (01/13/2021)
	4		at Cincinnati (12/22/2020)
	4		Mississippi St. (12/05/2020)
TURNOVERS	21		Mississippi St. (12/05/2020)
	19		Houston (01/09/2021)
FOULS	26		at Cincinnati (12/22/2020)
	24		at Memphis (12/16/2020)
	24		Mississippi St. (12/05/2020)



**2020-21 South Fla. Women's Basketball
Team High/Low Analysis
All games**

Page 3/4
as of Feb 14, 2021

South Fla. - Game Lows

POINTS	62		Baylor (12/01/2020)
	63		at Tulsa (12/30/2020)
	65		at Memphis (12/16/2020)
	66		Wichita St. (01/06/2021)
	67		Tulsa (02/13/2021)
	67		Mississippi St. (12/05/2020)
FIELD GOALS MADE	19		East Carolina (01/02/2021)
	20		Baylor (12/01/2020)
FIELD GOAL ATTEMPTS	48		East Carolina (01/02/2021)
	49		at Cincinnati (12/22/2020)
FIELD GOAL PERCENTAGE	.315	(23-73)	Mississippi St. (12/05/2020)
	.344	(22-64)	at Memphis (12/16/2020)
3 PT FG MADE	4		at Memphis (12/16/2020)
	5		East Carolina (01/02/2021)
3 PT FG ATTEMPTS	21		at Cincinnati (12/22/2020)
	22		Houston (01/09/2021)
	22		East Carolina (01/02/2021)
	22		at Tulsa (12/30/2020)
	22		at Memphis (12/16/2020)
3 PT FG PERCENTAGE	.182	(4-22)	at Memphis (12/16/2020)
	.200	(6-30)	Mississippi St. (12/05/2020)
FREE THROWS MADE	8		Tulsa (02/13/2021)
	8		Wichita St. (01/06/2021)
FREE THROW ATTEMPTS	11		at Tulane (01/13/2021)
	11		Wichita St. (01/06/2021)
FREE THROW PERCENTAGE	.556	(10-18)	at Tulsa (12/30/2020)
	.613	(19-31)	at Cincinnati (12/22/2020)
REBOUNDS	37		Wichita St. (01/06/2021)
	37		at Memphis (12/16/2020)
	37		Baylor (12/01/2020)
ASSISTS	10		at Memphis (12/16/2020)
	12		at Tulsa (12/30/2020)
STEALS	4		at Tulsa (12/30/2020)
	4		at Cincinnati (12/22/2020)
	4		Baylor (12/01/2020)
	4		Jacksonville (11/28/2020)
BLOCKED SHOTS	1		Baylor (12/01/2020)
	3		Tulsa (02/13/2021)
	3		East Carolina (01/02/2021)
	3		Mississippi St. (12/05/2020)
TURNOVERS	7		at Memphis (12/16/2020)
	8		Jacksonville (11/28/2020)
FOULS	13		Tulsa (02/13/2021)
	13		Stetson (12/13/2020)



**2020-21 South Fla. Women's Basketball
Team High/Low Analysis
All games**

Page 4/4
as of Feb 14, 2021

Opponent - Game Lows

POINTS	35		at Tulsa (12/30/2020)
	43		Stetson (12/13/2020)
	46		Tulsa (02/13/2021)
	46		Jacksonville (11/28/2020)
	48		Wichita St. (01/06/2021)
FIELD GOALS MADE	11		at Tulsa (12/30/2020)
	14		Wichita St. (01/06/2021)
FIELD GOAL ATTEMPTS	48		Wichita St. (01/06/2021)
	53		at Cincinnati (12/22/2020)
FIELD GOAL PERCENTAGE	.193	(11-57)	at Tulsa (12/30/2020)
	.267	(16-60)	Stetson (12/13/2020)
3 PT FG MADE	0		Baylor (12/01/2020)
	1		Tulsa (02/13/2021)
	1		at Cincinnati (12/22/2020)
3 PT FG ATTEMPTS	9		at Cincinnati (12/22/2020)
	9		at Memphis (12/16/2020)
3 PT FG PERCENTAGE	.000	(0-11)	Baylor (12/01/2020)
	.067	(1-15)	Tulsa (02/13/2021)
FREE THROWS MADE	6		at Tulane (01/13/2021)
	6		Houston (01/09/2021)
FREE THROW ATTEMPTS	11		at Tulane (01/13/2021)
	13		Houston (01/09/2021)
FREE THROW PERCENTAGE	.462	(6-13)	Houston (01/09/2021)
	.478	(11-23)	Jacksonville (11/28/2020)
REBOUNDS	23		at Cincinnati (12/22/2020)
	29		Stetson (12/13/2020)
ASSISTS	3		Mississippi St. (12/05/2020)
	5		Jacksonville (11/28/2020)
STEALS	2		at Memphis (12/16/2020)
	2		Mississippi St. (12/05/2020)
BLOCKED SHOTS	0		East Carolina (01/02/2021)
	0		Jacksonville (11/28/2020)
TURNOVERS	10		at Tulsa (12/30/2020)
	11		East Carolina (01/02/2021)
FOULS	14		at Tulane (01/13/2021)
	15		Tulsa (02/13/2021)
	15		Wichita St. (01/06/2021)
	15		at Tulsa (12/30/2020)



2020-21 South Fla. Women's Basketball
Individual Game-by-Game
All games

Page 1/14
as of Feb 14, 2021

#0 VITULOVA, Tereza

Opponent	Date	GS	MIN	Total		3-Pointers		Free throws		Rebounds				PF	A	T/O	BLK	STL	PTS	AVG
				FG-FGA	PCT	3FG-3FGA	PCT	FT-FTA	PCT	OFF	DEF	TOT	AVG							
at Cincinnati	12/22/2020		08:03	1-2	.500	0-1	.000	2-2	1.000	0	1	1	1.0	0	0	0	0	0	4	4.0
at Tulsa	12/30/2020		10:55	1-5	.200	0-2	.000	0-0	.000	0	3	3	2.0	3	0	0	0	0	2	3.0
East Carolina	01/02/2021		03:36	0-0	.000	0-0	.000	0-0	.000	0	0	0	1.3	0	0	0	0	0	0	2.0
Wichita St.	01/06/2021		07:01	1-3	.333	1-2	.500	0-0	.000	1	0	1	1.3	1	0	0	0	1	3	2.3
Houston	01/09/2021		02:12	0-2	.000	0-1	.000	0-0	.000	0	1	1	1.2	0	0	0	0	0	0	1.8
at Tulane	01/13/2021		01:37	0-0	.000	0-0	.000	0-0	.000	0	0	0	1.0	0	0	0	0	0	0	1.5
Tulsa	02/13/2021		08:02	0-3	.000	0-2	.000	2-2	1.000	0	0	0	0.9	1	0	0	0	0	2	1.6
Totals		0	41:26	3-15	.200	1-8	.125	4-4	1.000	1	5	6	0.9	5	0	0	0	1	11	1.6

Player Averages

Games Played	Minutes/ game	Points/ game	FG Pct	3FG Pct	FT Pct	Rebounds/ game	Assists/ game	Turnovers/ game	Assist/Turnover ratio	Steals/ game	Blocks/ game
7	5.9	1.6	20.0	12.5	100.0	0.9	0.0	0.0	0.0	0.1	0.0



2020-21 South Fla. Women's Basketball
Individual Game-by-Game
All games

Page 2/14
as of Feb 14, 2021

#1 ALVAREZ, Maria

Opponent	Date	GS	MIN	Total		3-Pointers		Free throws		Rebounds				PF	A	T/O	BLK	STL	PTS	AVG
				FG-FGA	PCT	3FG-3FGA	PCT	FT-FTA	PCT	OFF	DEF	TOT	AVG							
Baylor	12/01/2020		22:07	5-9	.556	4-6	.667	4-4	1.000	0	2	2	2.0	1	2	2	0	1	18	18.0
Mississippi St.	12/05/2020		23:44	3-9	.333	3-6	.500	0-0	.000	0	1	1	1.5	5	1	2	0	0	9	13.5
Stetson	12/13/2020		16:36	3-5	.600	2-4	.500	0-0	.000	1	3	4	2.3	3	1	0	0	1	8	11.7
at Memphis	12/16/2020		10:34	0-2	.000	0-1	.000	1-4	.250	1	0	1	2.0	2	0	0	0	0	1	9.0
at Cincinnati	12/22/2020		17:46	2-4	.500	2-4	.500	2-2	1.000	0	3	3	2.2	1	0	3	0	0	8	8.8
at Tulsa	12/30/2020		20:39	1-5	.200	1-4	.250	1-2	.500	0	4	4	2.5	1	3	1	0	1	4	8.0
East Carolina	01/02/2021		17:10	2-7	.286	2-7	.286	4-4	1.000	2	2	4	2.7	1	0	1	0	0	10	8.3
Wichita St.	01/06/2021	*	15:33	3-8	.375	3-7	.429	0-0	.000	0	1	1	2.5	1	2	2	0	0	9	8.4
Houston	01/09/2021		21:15	7-9	.778	6-8	.750	3-3	1.000	0	1	1	2.3	0	0	1	0	1	23	10.0
at Tulane	01/13/2021		22:54	4-12	.333	4-12	.333	0-0	.000	1	3	4	2.5	2	2	3	0	3	12	10.2
Totals		1	188:18	30-70	.429	27-59	.458	15-19	.789	5	20	25	2.5	17	11	15	0	7	102	10.2

Player Averages

Games Played	Minutes/game	Points/game	FG Pct	3FG Pct	FT Pct	Rebounds/game	Assists/game	Turnovers/game	Assist/Turnover ratio	Steals/game	Blocks/game
10	18.8	10.2	42.9	45.8	78.9	2.5	1.1	1.5	0.7	0.7	0.0



**2020-21 South Fla. Women's Basketball
Individual Game-by-Game
All games**

Page 3/14
as of Feb 14, 2021

#2 LAZIC, Mihaela

Opponent	Date	GS	MIN	Total		3-Pointers		Free throws		Rebounds											
				FG-FGA	PCT	3FG-3FGA	PCT	FT-FTA	PCT	OFF	DEF	TOT	AVG	PF	A	T/O	BLK	STL	PTS	AVG	
Jacksonville	11/28/2020		14:31	3-6	.500	0-3	.000	0-0	.000	0	1	1	1.0	0	5	1	0	0	6	6.0	
Baylor	12/01/2020		02:44	0-0	.000	0-0	.000	0-0	.000	0	0	0	0.5	0	0	0	0	0	0	3.0	
Mississippi St.	12/05/2020		04:35	0-0	.000	0-0	.000	0-0	.000	0	0	0	0.3	1	0	0	0	0	0	2.0	
Stetson	12/13/2020		11:50	1-3	.333	0-1	.000	1-2	.500	1	2	3	1.0	1	4	2	0	0	3	2.3	
at Memphis	12/16/2020		01:06	0-0	.000	0-0	.000	0-0	.000	0	0	0	0.8	0	0	0	0	0	0	1.8	
at Cincinnati	12/22/2020		00:53	0-0	.000	0-0	.000	0-0	.000	0	0	0	0.7	0	0	1	0	0	0	1.5	
at Tulsa	12/30/2020		08:17	0-1	.000	0-0	.000	0-0	.000	0	1	1	0.7	1	3	2	0	1	0	1.3	
East Carolina	01/02/2021		00:49	0-0	.000	0-0	.000	0-0	.000	0	0	0	0.6	0	0	1	0	0	0	1.1	
Wichita St.	01/06/2021		11:27	1-2	.500	0-1	.000	0-0	.000	0	0	0	0.6	0	3	0	0	0	2	1.2	
Houston	01/09/2021		02:12	0-0	.000	0-0	.000	0-0	.000	0	0	0	0.5	0	0	0	0	0	0	1.1	
at Tulane	01/13/2021		02:43	0-1	.000	0-1	.000	0-0	.000	0	0	0	0.5	0	0	0	0	0	0	1.0	
Tulsa	02/13/2021	*	33:55	4-11	.364	1-4	.250	1-2	.500	0	2	2	0.6	1	2	4	0	0	10	1.8	
Totals		1	95:02	9-24	.375	1-10	.100	2-4	.500	1	6	7	0.6	4	17	11	0	1	21	1.8	

Player Averages

Games Played	Minutes/game	Points/game	FG Pct	3FG Pct	FT Pct	Rebounds/game	Assists/game	Turnovers/game	Assist/Turnover ratio	Steals/game	Blocks/game
12	7.9	1.8	37.5	10.0	50.0	0.6	1.4	0.9	1.5	0.1	0.0



**2020-21 South Fla. Women's Basketball
Individual Game-by-Game
All games**

Page 4/14
as of Feb 14, 2021

#3 HARVEY, Sydni

Opponent	Date	GS	MIN	Total		3-Pointers		Free throws		Rebounds				PF	A	T/O	BLK	STL	PTS	AVG
				FG-FGA	PCT	3FG-3FGA	PCT	FT-FTA	PCT	OFF	DEF	TOT	AVG							
Jacksonville	11/28/2020	*	21:56	4-9	.444	3-6	.500	3-4	.750	0	1	1	1.0	1	3	0	1	0	14	14.0
Baylor	12/01/2020	*	20:48	2-10	.200	2-6	.333	5-8	.625	1	0	1	1.0	4	1	2	0	0	11	12.5
Mississippi St.	12/05/2020	*	29:24	3-12	.250	0-6	.000	2-4	.500	2	0	2	1.3	1	2	3	0	2	8	11.0
Stetson	12/13/2020	*	19:27	2-8	.250	1-5	.200	0-0	.000	1	4	5	2.3	1	3	1	0	2	5	9.5
at Memphis	12/16/2020	*	32:07	3-11	.273	1-5	.200	5-6	.833	1	3	4	2.6	1	3	1	0	2	12	10.0
at Cincinnati	12/22/2020	*	27:10	7-15	.467	5-11	.455	2-2	1.000	2	0	2	2.5	0	1	2	0	2	21	11.8
at Tulsa	12/30/2020	*	19:11	3-7	.429	1-3	.333	3-4	.750	2	0	2	2.4	2	1	2	0	0	10	11.6
East Carolina	01/02/2021	*	22:00	1-5	.200	1-4	.250	8-10	.800	1	1	2	2.4	0	1	1	0	0	11	11.5
Wichita St.	01/06/2021	*	14:30	0-2	.000	0-1	.000	1-2	.500	0	0	0	2.1	2	1	0	0	1	1	10.3
Houston	01/09/2021	*	25:29	4-9	.444	2-4	.500	2-3	.667	2	1	3	2.2	1	1	2	0	1	12	10.5
at Tulane	01/13/2021	*	27:33	4-12	.333	2-5	.400	0-0	.000	2	0	2	2.2	1	0	0	0	1	10	10.5
Tulsa	02/13/2021	*	37:24	5-13	.385	4-10	.400	0-0	.000	0	5	5	2.4	0	7	2	0	0	14	10.8
Totals		12	296:59	38-113	.336	22-66	.333	31-43	.721	14	15	29	2.4	14	24	16	1	11	129	10.8

Player Averages

Games Played	Minutes/game	Points/game	FG Pct	3FG Pct	FT Pct	Rebounds/game	Assists/game	Turnovers/game	Assist/Turnover ratio	Steals/game	Blocks/game
12	24.7	10.8	33.6	33.3	72.1	2.4	2.0	1.3	1.5	0.9	0.1



2020-21 South Fla. Women's Basketball
Individual Game-by-Game
All games

Page 5/14
as of Feb 14, 2021

#4 PINZAN, Elisa

Opponent	Date	GS	MIN	Total		3-Pointers		Free throws		Rebounds				PF	A	T/O	BLK	STL	PTS	AVG
				FG-FGA	PCT	3FG-3FGA	PCT	FT-FTA	PCT	OFF	DEF	TOT	AVG							
Jacksonville	11/28/2020	*	23:21	4-9	.444	3-6	.500	0-0	.000	1	2	3	3.0	1	4	0	0	2	11	11.0
Baylor	12/01/2020	*	37:16	1-10	.100	0-3	.000	0-0	.000	0	4	4	3.5	1	6	2	0	1	2	6.5
Mississippi St.	12/05/2020	*	40:33	4-14	.286	1-6	.167	5-6	.833	3	8	11	6.0	1	9	2	0	3	14	9.0
Stetson	12/13/2020	*	24:24	1-4	.250	1-2	.500	0-0	.000	0	2	2	5.0	0	4	1	0	0	3	7.5
at Memphis	12/16/2020	*	40:00	5-12	.417	2-7	.286	7-9	.778	0	2	2	4.4	2	3	2	0	1	19	9.8
at Cincinnati	12/22/2020	*	38:50	2-7	.286	0-3	.000	0-5	.000	0	3	3	4.2	1	11	1	0	2	4	8.8
at Tulsa	12/30/2020	*	29:54	5-9	.556	3-5	.600	0-0	.000	0	2	2	3.9	0	4	0	0	2	13	9.4
East Carolina	01/02/2021	*	39:11	1-3	.333	0-1	.000	0-0	.000	0	1	1	3.5	1	8	1	0	1	2	8.5
Wichita St.	01/06/2021	*	28:11	1-4	.250	1-2	.500	0-0	.000	0	5	5	3.7	0	9	2	0	0	3	7.9
Houston	01/09/2021	*	37:48	4-11	.364	1-5	.200	2-2	1.000	0	5	5	3.8	1	14	3	0	0	11	8.2
at Tulane	01/13/2021	*	38:23	7-17	.412	3-10	.300	5-5	1.000	1	2	3	3.7	0	7	3	0	6	22	9.5
Tulsa	02/13/2021	*	33:54	5-13	.385	3-6	.500	0-0	.000	0	4	4	3.8	3	7	2	1	6	13	9.8
Totals		12	411:46	40-113	.354	18-56	.321	19-27	.704	5	40	45	3.8	11	86	19	1	24	117	9.8

Player Averages

Games Played	Minutes/game	Points/game	FG Pct	3FG Pct	FT Pct	Rebounds/game	Assists/game	Turnovers/game	Assist/Turnover ratio	Steals/game	Blocks/game
12	34.3	9.8	35.4	32.1	70.4	3.8	7.2	1.6	4.5	2.0	0.1



2020-21 South Fla. Women's Basketball
Individual Game-by-Game
All games

Page 6/14
as of Feb 14, 2021

#5 TSINEKE, Elena

Opponent	Date	GS	MIN	Total		3-Pointers		Free throws		Rebounds				PF	A	T/O	BLK	STL	PTS	AVG
				FG-FGA	PCT	3FG-3FGA	PCT	FT-FTA	PCT	OFF	DEF	TOT	AVG							
Jacksonville	11/28/2020	*	21:40	2-10	.200	1-7	.143	0-0	.000	0	0	0	0.0	1	7	1	0	0	5	5.0
Baylor	12/01/2020	*	22:21	4-14	.286	1-8	.125	0-0	.000	3	3	6	3.0	2	4	4	0	0	9	7.0
Mississippi St.	12/05/2020	*	23:25	4-12	.333	1-5	.200	0-0	.000	2	1	3	3.0	3	0	1	0	0	9	7.7
Stetson	12/13/2020	*	22:24	5-10	.500	4-7	.571	2-2	1.000	1	3	4	3.3	1	1	1	2	1	16	9.8
at Memphis	12/16/2020	*	20:30	5-15	.333	1-7	.143	3-3	1.000	0	1	1	2.8	0	2	0	0	0	14	10.6
at Cincinnati	12/22/2020	*	14:37	3-5	.600	0-0	.000	1-2	.500	0	0	0	2.3	2	0	1	0	0	7	10.0
at Tulsa	12/30/2020		18:12	2-7	.286	2-4	.500	4-4	1.000	1	2	3	2.4	5	0	2	0	0	10	10.0
East Carolina	01/02/2021		18:15	2-8	.250	1-5	.200	2-2	1.000	0	0	0	2.1	2	1	2	0	0	7	9.6
Wichita St.	01/06/2021		26:05	11-16	.688	5-8	.625	4-5	.800	1	1	2	2.1	1	1	1	0	0	31	12.0
Houston	01/09/2021	*	19:27	4-11	.364	0-3	.000	4-4	1.000	0	0	0	1.9	3	4	5	0	2	12	12.0
at Tulane	01/13/2021	*	18:22	5-12	.417	0-3	.000	2-2	1.000	1	2	3	2.0	1	3	1	0	0	12	12.0
Totals		8	225:19	47-120	.392	16-57	.281	22-24	.917	9	13	22	2.0	21	23	19	2	3	132	12.0

Player Averages

Games Played	Minutes/game	Points/game	FG Pct	3FG Pct	FT Pct	Rebounds/game	Assists/game	Turnovers/game	Assist/Turnover ratio	Steals/game	Blocks/game
11	20.5	12.0	39.2	28.1	91.7	2.0	2.1	1.7	1.2	0.3	0.2



2020-21 South Fla. Women's Basketball
Individual Game-by-Game
All games

Page 7/14
as of Feb 14, 2021

#11 BLAGROVE, Jade

Opponent	Date	GS	MIN	Total		3-Pointers		Free throws		Rebounds											
				FG-FGA	PCT	3FG-3FGA	PCT	FT-FTA	PCT	OFF	DEF	TOT	AVG	PF	A	T/O	BLK	STL	PTS	AVG	
Jacksonville	11/28/2020		01:55	0-0	.000	0-0	.000	0-0	.000	0	0	0	0.0	0	0	1	0	1	0	0.0	
Stetson	12/13/2020		03:12	1-1	1.000	0-0	.000	3-4	.750	2	0	2	1.0	0	0	1	0	0	5	2.5	
Wichita St.	01/06/2021		01:43	0-0	.000	0-0	.000	0-0	.000	0	0	0	0.7	1	1	0	0	0	0	1.7	
Tulsa	02/13/2021		02:03	0-0	.000	0-0	.000	0-0	.000	0	1	1	0.8	0	0	1	0	0	0	1.3	
Totals		0	08:53	1-1	1.000	0-0	.000	3-4	.750	2	1	3	0.8	1	1	3	0	1	5	1.3	

Player Averages

Games Played	Minutes/game	Points/game	FG Pct	3FG Pct	FT Pct	Rebounds/game	Assists/game	Turnovers/game	Assist/Turnover ratio	Steals/game	Blocks/game
4	2.2	1.3	100.0	0.0	75.0	0.8	0.3	0.8	0.3	0.3	0.0



2020-21 South Fla. Women's Basketball
Individual Game-by-Game
All games

Page 8/14
as of Feb 14, 2021

#12 BERMEJO, Cristina

Opponent	Date	GS	MIN	Total		3-Pointers		Free throws		Rebounds				PF	A	T/O	BLK	STL	PTS	AVG
				FG-FGA	PCT	3FG-3FGA	PCT	FT-FTA	PCT	OFF	DEF	TOT	AVG							
Jacksonville	11/28/2020		16:14	0-3	.000	0-2	.000	0-0	.000	0	3	3	3.0	2	2	2	0	0	0	0.0
Baylor	12/01/2020		06:54	1-1	1.000	0-0	.000	0-0	.000	2	0	2	2.5	2	0	0	0	0	2	1.0
Mississippi St.	12/05/2020		07:55	1-3	.333	0-1	.000	2-2	1.000	0	3	3	2.7	2	0	0	0	1	4	2.0
Stetson	12/13/2020		14:22	3-7	.429	0-0	.000	4-4	1.000	2	1	3	2.8	0	2	1	0	0	10	4.0
at Memphis	12/16/2020		05:13	0-0	.000	0-0	.000	0-0	.000	0	2	2	2.6	0	0	0	0	0	0	3.2
at Cincinnati	12/22/2020		04:32	0-0	.000	0-0	.000	0-0	.000	1	0	1	2.3	2	1	0	0	0	0	2.7
at Tulsa	12/30/2020	*	18:29	0-2	.000	0-1	.000	0-0	.000	1	4	5	2.7	0	0	1	2	0	0	2.3
East Carolina	01/02/2021		04:08	0-1	.000	0-1	.000	0-0	.000	0	2	2	2.6	2	0	0	0	0	0	2.0
Wichita St.	01/06/2021		09:51	0-1	.000	0-0	.000	0-0	.000	0	1	1	2.4	0	0	0	0	0	0	1.8
Houston	01/09/2021		06:38	0-2	.000	0-0	.000	0-0	.000	0	1	1	2.3	0	0	1	0	0	0	1.6
at Tulane	01/13/2021		07:26	0-0	.000	0-0	.000	0-0	.000	0	1	1	2.2	0	0	1	0	0	0	1.5
Totals		1	101:42	5-20	.250	0-5	.000	6-6	1.000	6	18	24	2.2	10	5	6	2	1	16	1.5

Player Averages

Games Played	Minutes/ game	Points/ game	FG Pct	3FG Pct	FT Pct	Rebounds/ game	Assists/ game	Turnovers/ game	Assist/Turnover ratio	Steals/ game	Blocks/ game
11	9.2	1.5	25.0	0.0	100.0	2.2	0.5	0.5	0.8	0.1	0.2



2020-21 South Fla. Women's Basketball
Individual Game-by-Game
All games

Page 9/14
as of Feb 14, 2021

#13 GUERREIRO, Sara

Opponent	Date	GS	MIN	Total		3-Pointers		Free throws		Rebounds										
				FG-FGA	PCT	3FG-3FGA	PCT	FT-FTA	PCT	OFF	DEF	TOT	AVG	PF	A	T/O	BLK	STL	PTS	AVG
Jacksonville	11/28/2020		12:09	3-5	.600	0-0	.000	0-0	.000	2	1	3	3.0	0	1	1	0	0	6	6.0
Baylor	12/01/2020		01:39	0-0	.000	0-0	.000	0-0	.000	0	0	0	1.5	0	0	0	0	0	0	3.0
Mississippi St.	12/05/2020		00:13	0-0	.000	0-0	.000	0-0	.000	0	0	0	1.0	0	0	0	0	0	0	2.0
Stetson	12/13/2020		10:54	1-6	.167	0-3	.000	0-0	.000	1	0	1	1.0	0	0	1	0	0	2	2.0
Wichita St.	01/06/2021		02:36	0-0	.000	0-0	.000	0-0	.000	1	0	1	1.0	0	0	1	0	0	0	1.6
Houston	01/09/2021		02:12	1-1	1.000	0-0	.000	0-2	.000	1	1	2	1.2	0	0	0	0	0	2	1.7
Tulsa	02/13/2021		14:47	0-3	.000	0-1	.000	0-0	.000	0	1	1	1.1	0	1	1	0	1	0	1.4
Totals		0	44:29	5-15	.333	0-4	.000	0-2	.000	5	3	8	1.1	0	2	4	0	1	10	1.4

Player Averages

Games Played	Minutes/ game	Points/ game	FG Pct	3FG Pct	FT Pct	Rebounds/ game	Assists/ game	Turnovers/ game	Assist/Turnover ratio	Steals/ game	Blocks/ game
7	6.4	1.4	33.3	0.0	0.0	1.1	0.3	0.6	0.5	0.1	0.0



2020-21 South Fla. Women's Basketball
Individual Game-by-Game
All games

Page 10/14
as of Feb 14, 2021

#20 MUNUNGA, Bethy

Opponent	Date	GS	MIN	Total		3-Pointers		Free throws		Rebounds				PF	A	T/O	BLK	STL	PTS	AVG
				FG-FGA	PCT	3FG-3FGA	PCT	FT-FTA	PCT	OFF	DEF	TOT	AVG							
Jacksonville	11/28/2020	*	24:57	2-4	.500	0-0	.000	1-2	.500	5	6	11	11.0	4	2	1	2	0	5	5.0
Baylor	12/01/2020	*	33:06	5-5	1.000	3-3	1.000	0-0	.000	2	8	10	10.5	5	0	1	0	0	13	9.0
Mississippi St.	12/05/2020	*	40:45	2-10	.200	0-2	.000	4-5	.800	6	6	12	11.0	3	1	1	1	1	8	8.7
Stetson	12/13/2020	*	22:26	4-8	.500	0-0	.000	3-4	.750	2	9	11	11.0	1	4	1	0	1	11	9.3
at Memphis	12/16/2020	*	31:15	1-5	.200	0-0	.000	0-2	.000	7	3	10	10.8	3	1	3	0	2	2	7.8
at Cincinnati	12/22/2020	*	34:15	3-5	.600	0-0	.000	7-10	.700	2	12	14	11.3	4	2	4	2	0	13	8.7
at Tulsa	12/30/2020	*	18:21	5-7	.714	0-1	.000	1-3	.333	0	7	7	10.7	2	1	1	1	0	11	9.0
East Carolina	01/02/2021	*	36:25	7-11	.636	0-1	.000	9-12	.750	6	15	21	12.0	3	1	4	1	3	23	10.8
Wichita St.	01/06/2021	*	28:26	2-4	.500	0-0	.000	1-2	.500	3	5	8	11.6	4	0	3	2	4	5	10.1
Houston	01/09/2021	*	33:30	5-6	.833	0-0	.000	2-2	1.000	3	11	14	11.8	2	1	4	1	3	12	10.3
at Tulane	01/13/2021	*	32:34	3-6	.500	0-1	.000	3-4	.750	2	7	9	11.5	3	1	1	2	3	9	10.2
Tulsa	02/13/2021	*	30:20	7-11	.636	1-2	.500	4-5	.800	4	11	15	11.8	4	0	4	1	0	19	10.9
Totals		12	366:19	46-82	.561	4-10	.400	35-51	.686	42	100	142	11.8	38	14	28	13	17	131	10.9

Player Averages

Games Played	Minutes/game	Points/game	FG Pct	3FG Pct	FT Pct	Rebounds/game	Assists/game	Turnovers/game	Assist/Turnover ratio	Steals/game	Blocks/game
12	30.5	10.9	56.1	40.0	68.6	11.8	1.2	2.3	0.5	1.4	1.1



2020-21 South Fla. Women's Basketball
Individual Game-by-Game
All games

Page 11/14
as of Feb 14, 2021

#21 LEVERETT, Shae

Opponent	Date	GS	MIN	Total		3-Pointers		Free throws		Rebounds				PF	A	T/O	BLK	STL	PTS	AVG
				FG-FGA	PCT	3FG-3FGA	PCT	FT-FTA	PCT	OFF	DEF	TOT	AVG							
Jacksonville	11/28/2020	*	12:03	1-3	.333	0-0	.000	5-6	.833	5	4	9	9.0	4	1	0	0	0	7	7.0
Baylor	12/01/2020	*	32:44	1-3	.333	0-0	.000	1-2	.500	1	2	3	6.0	3	0	0	0	1	3	5.0
Mississippi St.	12/05/2020	*	43:50	3-3	1.000	0-0	.000	0-2	.000	6	2	8	6.7	3	1	2	2	2	6	5.3
Stetson	12/13/2020	*	20:25	5-7	.714	0-0	.000	2-6	.333	3	1	4	6.0	3	0	0	0	0	12	7.0
at Memphis	12/16/2020	*	24:44	3-7	.429	0-0	.000	1-2	.500	5	1	6	6.0	3	0	1	4	0	7	7.0
at Cincinnati	12/22/2020	*	22:39	1-2	.500	0-0	.000	2-4	.500	3	3	6	6.0	5	0	1	1	0	4	6.5
at Tulsa	12/30/2020		24:13	1-2	.500	0-0	.000	0-4	.000	5	3	8	6.3	2	0	0	0	0	2	5.9
East Carolina	01/02/2021	*	21:17	2-3	.667	0-0	.000	3-6	.500	5	2	7	6.4	4	0	2	2	0	7	6.0
Wichita St.	01/06/2021	*	22:50	1-2	.500	0-0	.000	0-0	.000	2	3	5	6.2	3	2	1	0	1	2	5.6
Houston	01/09/2021	*	26:23	2-2	1.000	0-0	.000	0-2	.000	6	3	9	6.5	4	0	4	2	4	4	5.4
at Tulane	01/13/2021	*	31:05	1-2	.500	0-0	.000	0-0	.000	3	4	7	6.5	2	1	1	1	1	2	5.1
Tulsa	02/13/2021	*	21:11	2-3	.667	0-0	.000	0-2	.000	2	4	6	6.5	4	1	0	0	1	4	5.0
Totals		11	303:23	23-39	.590	0-0	.000	14-36	.389	46	32	78	6.5	40	6	12	12	10	60	5.0

Player Averages

Games Played	Minutes/game	Points/game	FG Pct	3FG Pct	FT Pct	Rebounds/game	Assists/game	Turnovers/game	Assist/Turnover ratio	Steals/game	Blocks/game
12	25.3	5.0	59.0	0.0	38.9	6.5	0.5	1.0	0.5	0.8	1.0



2020-21 South Fla. Women's Basketball
Individual Game-by-Game
All games

Page 12/14
as of Feb 14, 2021

#22 BRABENCOVA, Kristyna

Opponent	Date	GS	MIN	Total		3-Pointers		Free throws		Rebounds				PF	A	T/O	BLK	STL	PTS	AVG
				FG-FGA	PCT	3FG-3FGA	PCT	FT-FTA	PCT	OFF	DEF	TOT	AVG							
Jacksonville	11/28/2020		23:17	7-16	.438	4-8	.500	0-0	.000	1	2	3	3.0	1	3	0	1	1	18	18.0
Baylor	12/01/2020		13:05	0-3	.000	0-1	.000	2-2	1.000	0	0	0	1.5	2	1	5	1	0	2	10.0
Mississippi St.	12/05/2020		10:36	3-10	.300	1-4	.250	2-2	1.000	0	2	2	1.7	5	1	1	0	0	9	9.7
Stetson	12/13/2020		14:25	2-10	.200	1-4	.250	0-0	.000	3	5	8	3.3	1	1	2	0	0	5	8.5
at Memphis	12/16/2020		14:28	0-4	.000	0-2	.000	0-0	.000	0	0	0	2.6	0	0	0	0	1	0	6.8
at Cincinnati	12/22/2020		17:46	3-8	.375	1-2	.500	3-4	.750	3	3	6	3.2	1	0	1	0	0	10	7.3
at Tulsa	12/30/2020		19:18	2-9	.222	0-2	.000	1-1	1.000	1	4	5	3.4	1	0	1	1	0	5	7.0
East Carolina	01/02/2021	*	22:34	1-6	.167	1-3	.333	0-0	.000	0	3	3	3.4	2	3	2	0	1	3	6.5
Wichita St.	01/06/2021		21:38	3-8	.375	2-5	.400	2-2	1.000	1	3	4	3.4	3	2	0	1	0	10	6.9
Houston	01/09/2021		11:29	0-3	.000	0-1	.000	0-0	.000	0	0	0	3.1	2	0	1	1	0	0	6.2
at Tulane	01/13/2021		11:11	1-2	.500	1-2	.500	0-0	.000	1	4	5	3.3	3	0	0	0	0	3	5.9
Totals		1	179:47	22-79	.278	11-34	.324	10-11	.909	10	26	36	3.3	21	11	13	5	3	65	5.9

Player Averages

Games Played	Minutes/ game	Points/ game	FG Pct	3FG Pct	FT Pct	Rebounds/ game	Assists/ game	Turnovers/ game	Assist/Turnover ratio	Steals/ game	Blocks/ game
11	16.3	5.9	27.8	32.4	90.9	3.3	1.0	1.2	0.8	0.3	0.5



2020-21 South Fla. Women's Basketball
Individual Game-by-Game
All games

Page 13/14
as of Feb 14, 2021

#24 RODRIGUEZ, Angelee

Opponent	Date	GS	MIN	Total		3-Pointers		Free throws		Rebounds											
				FG-FGA	PCT	3FG-3FGA	PCT	FT-FTA	PCT	OFF	DEF	TOT	AVG	PF	A	T/O	BLK	STL	PTS	AVG	
Jacksonville	11/28/2020		01:55	0-0	.000	0-0	.000	0-0	.000	0	1	1	1.0	0	0	0	0	0	0	0.0	
Stetson	12/13/2020		04:38	1-4	.250	0-0	.000	0-0	.000	0	2	2	1.5	0	0	0	0	0	2	1.0	
Wichita St.	01/06/2021		01:43	0-0	.000	0-0	.000	0-0	.000	0	0	0	1.0	1	0	0	0	0	0	0.7	
Tulsa	02/13/2021		05:11	1-1	1.000	0-0	.000	1-1	1.000	0	2	2	1.3	0	0	0	0	0	3	1.3	
Totals		0	13:27	2-5	.400	0-0	.000	1-1	1.000	0	5	5	1.3	1	0	0	0	0	5	1.3	

Player Averages

Games Played	Minutes/game	Points/game	FG Pct	3FG Pct	FT Pct	Rebounds/game	Assists/game	Turnovers/game	Assist/Turnover ratio	Steals/game	Blocks/game
4	3.4	1.3	40.0	0.0	100.0	1.3	0.0	0.0	0.0	0.0	0.0



2020-21 South Fla. Women's Basketball
Individual Game-by-Game
All games

Page 14/14
as of Feb 14, 2021

#31 JORDAO, Beatriz

Opponent	Date	GS	MIN	Total		3-Pointers		Free throws		Rebounds				PF	A	T/O	BLK	STL	PTS	AVG
				FG-FGA	PCT	3FG-3FGA	PCT	FT-FTA	PCT	OFF	DEF	TOT	AVG							
Jacksonville	11/28/2020		26:02	6-7	.857	0-0	.000	0-0	.000	2	12	14	14.0	0	1	0	4	0	12	12.0
Baylor	12/01/2020		07:16	1-3	.333	0-0	.000	0-0	.000	0	0	0	7.0	1	0	0	0	1	2	7.0
Stetson	12/13/2020		14:57	1-4	.250	0-0	.000	1-2	.500	4	6	10	8.0	2	3	4	2	0	3	5.7
at Memphis	12/16/2020		20:03	5-8	.625	0-0	.000	0-0	.000	2	4	6	7.5	4	1	0	2	0	10	6.8
at Cincinnati	12/22/2020		13:29	1-1	1.000	0-0	.000	0-0	.000	0	2	2	6.4	0	1	1	1	0	2	5.8
at Tulsa	12/30/2020	*	12:31	3-6	.500	0-0	.000	0-0	.000	0	6	6	6.3	0	0	1	1	0	6	5.8
East Carolina	01/02/2021		14:34	3-4	.750	0-0	.000	2-2	1.000	0	3	3	5.9	1	1	0	0	0	8	6.1
Wichita St.	01/06/2021		08:27	0-3	.000	0-0	.000	0-0	.000	0	2	2	5.4	1	0	1	1	0	0	5.4
Houston	01/09/2021		11:25	2-5	.400	0-0	.000	0-0	.000	1	3	4	5.2	2	2	0	0	2	4	5.2
at Tulane	01/13/2021		06:12	1-2	.500	0-0	.000	0-0	.000	1	2	3	5.0	2	0	0	1	0	2	4.9
Tulsa	02/13/2021		13:14	1-1	1.000	0-0	.000	0-0	.000	0	2	2	4.7	0	1	0	1	1	2	4.6
Totals		1	148:10	24-44	.545	0-0	.000	3-4	.750	10	42	52	4.7	13	10	7	13	4	51	4.6

Player Averages

Games Played	Minutes/ game	Points/ game	FG Pct	3FG Pct	FT Pct	Rebounds/ game	Assists/ game	Turnovers/ game	Assist/Turnover ratio	Steals/ game	Blocks/ game
11	13.5	4.6	54.5	0.0	75.0	4.7	0.9	0.6	1.4	0.4	1.2



2020-21 South Fla. Women's Basketball
Player Highs Analysis
All games

Page 1/2
as of Feb 14, 2021

South Fla. - Individual Game Highs

POINTS	31		Elena Tsineke vs Wichita St. (01/06/2021)
	23		Maria Alvarez vs Houston (01/09/2021)
	23		Bethy Mununga vs East Carolina (01/02/2021)
	22		Elisa Pinzan at Tulane (01/13/2021)
	21		Sydni Harvey at Cincinnati (12/22/2020)
FIELD GOALS MADE	11		Elena Tsineke vs Wichita St. (01/06/2021)
	7		Bethy Mununga vs Tulsa (02/13/2021)
	7		Elisa Pinzan at Tulane (01/13/2021)
	7		Maria Alvarez vs Houston (01/09/2021)
	7		Bethy Mununga vs East Carolina (01/02/2021)
	7		Sydni Harvey at Cincinnati (12/22/2020)
	7		Kristyna Brabencova vs Jacksonville (11/28/2020)
FIELD GOAL ATTEMPTS	17		Elisa Pinzan at Tulane (01/13/2021)
	16		Elena Tsineke vs Wichita St. (01/06/2021)
	16		Kristyna Brabencova vs Jacksonville (11/28/2020)
FIELD GOAL PERCENTAGE (min 5 made)	1.000	(5-5)	Bethy Mununga vs Baylor (12/01/2020)
	.857	(6-7)	Beatriz Jordao vs Jacksonville (11/28/2020)
3 PT FG MADE	6		Maria Alvarez vs Houston (01/09/2021)
	5		Elena Tsineke vs Wichita St. (01/06/2021)
	5		Sydni Harvey at Cincinnati (12/22/2020)
3 PT FG ATTEMPTS	12		Maria Alvarez at Tulane (01/13/2021)
	11		Sydni Harvey at Cincinnati (12/22/2020)
3 PT FG PERCENTAGE (min 2 made)	1.000	(3-3)	Bethy Mununga vs Baylor (12/01/2020)
	.750	(6-8)	Maria Alvarez vs Houston (01/09/2021)
FREE THROWS MADE	9		Bethy Mununga vs East Carolina (01/02/2021)
	8		Sydni Harvey vs East Carolina (01/02/2021)
FREE THROW ATTEMPTS	12		Bethy Mununga vs East Carolina (01/02/2021)
	10		Sydni Harvey vs East Carolina (01/02/2021)
	10		Bethy Mununga at Cincinnati (12/22/2020)
FREE THROW PERCENTAGE (min 3 made)	1.000	(5-5)	Elisa Pinzan at Tulane (01/13/2021)
	1.000	(4-4)	Elena Tsineke vs Houston (01/09/2021)
	1.000	(4-4)	Maria Alvarez vs East Carolina (01/02/2021)
	1.000	(4-4)	Elena Tsineke at Tulsa (12/30/2020)
	1.000	(4-4)	Cristina Bermejo vs Stetson (12/13/2020)
	1.000	(4-4)	Maria Alvarez vs Baylor (12/01/2020)
	1.000	(3-3)	Maria Alvarez vs Houston (01/09/2021)
	1.000	(3-3)	Elena Tsineke at Memphis (12/16/2020)
REBOUNDS	21		Bethy Mununga vs East Carolina (01/02/2021)
	15		Bethy Mununga vs Tulsa (02/13/2021)
ASSISTS	14		Elisa Pinzan vs Houston (01/09/2021)
	11		Elisa Pinzan at Cincinnati (12/22/2020)
STEALS	6		Elisa Pinzan vs Tulsa (02/13/2021)
	6		Elisa Pinzan at Tulane (01/13/2021)
BLOCKED SHOTS	4		Shae Leverett at Memphis (12/16/2020)
	4		Beatriz Jordao vs Jacksonville (11/28/2020)
TURNOVERS	5		Elena Tsineke vs Houston (01/09/2021)
	5		Kristyna Brabencova vs Baylor (12/01/2020)
FOULS	5		Elena Tsineke at Tulsa (12/30/2020)
	5		Shae Leverett at Cincinnati (12/22/2020)
	5		Maria Alvarez vs Mississippi St. (12/05/2020)
	5		Kristyna Brabencova vs Mississippi St. (12/05/2020)
	5		Bethy Mununga vs Baylor (12/01/2020)



2020-21 South Fla. Women's Basketball
Player Highs Analysis
All games

Page 2/2
as of Feb 14, 2021

Opponent - Individual Game Highs

POINTS	32		Ilmar'I Thomas at Cincinnati (12/22/2020)
	25		Queen Egbo vs Baylor (12/01/2020)
	20		Arsula Clark at Tulane (01/13/2021)
	20		Dulcy Mendjiadeu Fankam at Memphis (12/16/2020)
	18		Wyvette Mayberry vs Tulsa (02/13/2021)
	18		Rickeya Jackson vs Mississippi St. (12/05/2020)
FIELD GOALS MADE	13		Ilmar'I Thomas at Cincinnati (12/22/2020)
	10		Queen Egbo vs Baylor (12/01/2020)
FIELD GOAL ATTEMPTS	20		Ilmar'I Thomas at Cincinnati (12/22/2020)
	20		Rickeya Jackson vs Mississippi St. (12/05/2020)
FIELD GOAL PERCENTAGE (min 5 made)	.857	(6-7)	Arame Niang at Cincinnati (12/22/2020)
	.700	(7-10)	Alana Davis at Memphis (12/16/2020)
3 PT FG MADE	3		Miya Crump vs Houston (01/09/2021)
	3		Asia Strong vs Wichita St. (01/06/2021)
	3		Madi Washington at Tulsa (12/30/2020)
3 PT FG ATTEMPTS	9		Wyvette Mayberry at Tulsa (12/30/2020)
	7		Miya Crump vs Houston (01/09/2021)
	7		Yazz Wazeerud-Din vs Stetson (12/13/2020)
3 PT FG PERCENTAGE (min 2 made)	.667	(2-3)	Shekinah Rachel vs Jacksonville (11/28/2020)
	.600	(3-5)	Asia Strong vs Wichita St. (01/06/2021)
	.600	(3-5)	Madi Washington at Tulsa (12/30/2020)
FREE THROWS MADE	8		Aliyah Matharu vs Mississippi St. (12/05/2020)
	6		Wyvette Mayberry vs Tulsa (02/13/2021)
	6		Seraphine Bastin vs Wichita St. (01/06/2021)
	6		Ilmar'I Thomas at Cincinnati (12/22/2020)
FREE THROW ATTEMPTS	10		Ilmar'I Thomas at Cincinnati (12/22/2020)
	9		Rickeya Jackson vs Mississippi St. (12/05/2020)
	9		Aliyah Matharu vs Mississippi St. (12/05/2020)
FREE THROW PERCENTAGE (min 3 made)	1.000	(4-4)	Coriah Beck at Memphis (12/16/2020)
	1.000	(4-4)	NaLyssa Smith vs Baylor (12/01/2020)
REBOUNDS	14		Dulcy Mendjiadeu Fankam at Memphis (12/16/2020)
	11		Jessika Evans vs Tulsa (02/13/2021)
	11		Queen Egbo vs Baylor (12/01/2020)
ASSISTS	7		Aerial Wilson at Memphis (12/16/2020)
	7		DiDi Richards vs Baylor (12/01/2020)
STEALS	4		Julia Blackshell-Fair vs Houston (01/09/2021)
	4		Dymond Gladney vs Houston (01/09/2021)
	4		Lashonda Monk vs East Carolina (01/02/2021)
	4		Ilmar'I Thomas at Cincinnati (12/22/2020)
BLOCKED SHOTS	3		Mia Heide at Tulane (01/13/2021)
	3		Queen Egbo vs Baylor (12/01/2020)
TURNOVERS	9		Rickeya Jackson vs Mississippi St. (12/05/2020)
	6		Jerkaila Jordan at Tulane (01/13/2021)
	6		Tonysha Curry vs Stetson (12/13/2020)
FOULS	5		Arame Niang at Cincinnati (12/22/2020)
	5		Destiny Haymer at Cincinnati (12/22/2020)
	5		Madison Griggs at Memphis (12/16/2020)
	5		Dulcy Mendjiadeu Fankam at Memphis (12/16/2020)
	5		Shania Edgecombe vs Stetson (12/13/2020)
	5		Jessika Carter vs Mississippi St. (12/05/2020)



2020-21 South Fla. Women's Basketball
Individual Career Summaries
All games

Page 1/7
as of Feb 14, 2021

ALVAREZ, Maria

				Field Goals		3-Point		F-Throws		Rebounds									Scoring	
SEASON	TEAM	GP-GS	MIN/AVG	FG-FGA	FG%	3FG-FGA	3FG%	FT-FTA	FT%	OFF	DEF	TOT	AVG	PF-FO	AST	TO	BLK	STL	PTS	AVG
2019-20	USF	15-8	410/27.3	44-131	.336	34-108	.315	10-20	.500	7	37	44	2.9	26-1	49	25	0	15	132	8.8
2020-21	USF	10-1	188/18.8	30-70	.429	27-59	.458	15-19	.789	5	20	25	2.5	17-1	11	15	0	7	102	10.2
TOTAL		25-9	598/23.9	74-201	.368	61-167	.365	25-39	.641	12	57	69	2.8	43-2	60	40	0	22	234	9.4

Single Game Highs

Statistic	Value	
Points	23	vs Houston 01/09/21
Rebounds	6	vs Mississippi St. 12/19/19, at UNLV 12/21/19
Assists	6	vs FGCU 11/29/19, vs Mississippi St. 12/19/19
Steals	3	at Tulane 01/13/21
FG Made	7	vs VCU 11/15/19, vs Houston 01/09/21
FG Attempts	14	vs Notre Dame 11/30/19
3FG Made	6	vs Alabama St. 12/06/19, vs Houston 01/09/21
3FG Attempts	13	vs Notre Dame 11/30/19
FT Made	4	vs Baylor 12/01/20, vs East Carolina 01/02/21
FT Attempts	4	5 times

BERMEJO, Cristina

				Field Goals		3-Point		F-Throws		Rebounds										Scoring	
SEASON	TEAM	GP-GS	MIN/AVG	FG-FGA	FG%	3FG-FGA	3FG%	FT-FTA	FT%	OFF	DEF	TOT	AVG	PF-FO	AST	TO	BLK	STL	PTS	AVG	
2019-20	USF	24-1	241/10.0	17-52	.327	6-22	.273	10-16	.625	13	33	46	1.9	29-0	18	29	5	14	50	2.1	
2020-21	USF	11-1	102/9.2	5-20	.250	0-5	.000	6-6	1.000	6	18	24	2.2	10-0	5	6	2	1	16	1.5	
TOTAL		35-2	343/9.8	22-72	.306	6-27	.222	16-22	.727	19	51	70	2.0	39-0	23	35	7	15	66	1.9	

Single Game Highs

Statistic	Value	
Points	10	vs Idaho 12/15/19, vs Stetson 12/13/20
Rebounds	5	4 times
Assists	5	at Memphis 02/22/20
Steals	2	at Memphis 02/22/20, at Tulane 02/13/20, vs Saint Francis (PA) 11/24/19
Blocks	2	vs Jacksonville 11/05/19, vs Alabama St. 12/06/19, at Tulsa 12/30/20
FG Made	4	vs SMU 02/29/20, vs Idaho 12/15/19
FG Attempts	9	vs Idaho 12/15/19
3FG Made	2	vs Idaho 12/15/19
3FG Attempts	5	vs Idaho 12/15/19
FT Made	4	vs Stetson 12/13/20
FT Attempts	4	vs Stetson 12/13/20



**2020-21 South Fla. Women's Basketball
Individual Career Summaries
All games**

Page 2/7
as of Feb 14, 2021

BLAGROVE, Jade

				Field Goals		3-Point		F-Throws		Rebounds										Scoring	
SEASON	TEAM	GP-GS	MIN/AVG	FG-FGA	FG%	3FG-FGA	3FG%	FT-FTA	FT%	OFF	DEF	TOT	AVG	PF-FO	AST	TO	BLK	STL		PTS	AVG
2020-21	USF	4-0	9/2.2	1-1	1.000	0-0	.000	3-4	.750	2	1	3	0.8	1-0	1	3	0	1		5	1.3
TOTAL		4-0	9/2.2	1-1	1.000	0-0	.000	3-4	.750	2	1	3	0.8	1-0	1	3	0	1		5	1.3

Single Game Highs

Statistic	Value	
Points	5	vs Stetson 12/13/20
Rebounds	2	vs Stetson 12/13/20
Assists	1	vs Wichita St. 01/06/21
Steals	1	vs Jacksonville 11/28/20
FG Made	1	vs Stetson 12/13/20
FG Attempts	1	vs Stetson 12/13/20
FT Made	3	vs Stetson 12/13/20
FT Attempts	4	vs Stetson 12/13/20

BRABENCOVA, Kristyna

				Field Goals		3-Point		F-Throws		Rebounds										Scoring	
SEASON	TEAM	GP-GS	MIN/AVG	FG-FGA	FG%	3FG-FGA	3FG%	FT-FTA	FT%	OFF	DEF	TOT	AVG	PF-FO	AST	TO	BLK	STL		PTS	AVG
2019-20	USF	25-14	600/24.0	66-216	.306	25-96	.260	19-30	.633	31	55	86	3.4	64-1	43	49	19	16		176	7.0
2020-21	USF	11-1	180/16.3	22-79	.278	11-34	.324	10-11	.909	10	26	36	3.3	21-1	11	13	5	3		65	5.9
TOTAL		36-15	780/21.7	88-295	.298	36-130	.277	29-41	.707	41	81	122	3.4	85-2	54	62	24	19		241	6.7

Single Game Highs

Statistic	Value	
Points	18	vs Jacksonville 11/28/20
Rebounds	11	vs Idaho 12/15/19
Assists	7	vs Cincinnati 01/05/20
Steals	3	vs VCU 11/15/19, at Tulsa 01/12/20
Blocks	3	vs Mississippi St. 12/19/19, vs Brown 12/30/19
FG Made	7	vs Brown 12/30/19, vs Jacksonville 11/28/20
FG Attempts	16	vs Mississippi St. 12/19/19, vs Cincinnati 01/05/20, vs Jacksonville 11/28/20
3FG Made	4	vs Alabama St. 12/06/19, vs Jacksonville 11/28/20
3FG Attempts	9	vs Alabama St. 12/06/19
FT Made	5	vs Howard 11/12/19
FT Attempts	6	vs Howard 11/12/19



**2020-21 South Fla. Women's Basketball
Individual Career Summaries
All games**

Page 3/7
as of Feb 14, 2021

GUERREIRO, Sara

				Field Goals		3-Point		F-Throws		Rebounds										Scoring	
SEASON	TEAM	GP-GS	MIN/AVG	FG-FGA	FG%	3FG-FGA	3FG%	FT-FTA	FT%	OFF	DEF	TOT	AVG	PF-FO	AST	TO	BLK	STL	PTS	AVG	
2020-21	USF	7-0	44/6.4	5-15	.333	0-4	.000	0-2	.000	5	3	8	1.1	0-0	2	4	0	1	10	1.4	
TOTAL		7-0	44/6.4	5-15	.333	0-4	.000	0-2	.000	5	3	8	1.1	0-0	2	4	0	1	10	1.4	

Single Game Highs

Statistic	Value	
Points	6	vs Jacksonville 11/28/20
Rebounds	3	vs Jacksonville 11/28/20
Assists	1	vs Jacksonville 11/28/20, vs Tulsa 02/13/21
Steals	1	vs Tulsa 02/13/21
FG Made	3	vs Jacksonville 11/28/20
FG Attempts	6	vs Stetson 12/13/20
3FG Attempts	3	vs Stetson 12/13/20
FT Attempts	2	vs Houston 01/09/21

HARVEY, Sydni

				Field Goals		3-Point		F-Throws		Rebounds									Scoring	
SEASON	TEAM	GP-GS	MIN/AVG	FG-FGA	FG%	3FG-FGA	3FG%	FT-FTA	FT%	OFF	DEF	TOT	AVG	PF-FO	AST	TO	BLK	STL	PTS	AVG
2018-19	USF	32-24	964/30.1	120-371	.323	45-131	.344	90-107	.841	30	53	83	2.6	72-4	82	93	2	21	375	11.7
2019-20	USF	22-16	582/26.5	73-205	.356	39-97	.402	74-88	.841	11	23	34	1.5	40-1	30	44	4	20	259	11.8
2020-21	USF	12-12	297/24.7	38-113	.336	22-66	.333	31-43	.721	14	15	29	2.4	14-0	24	16	1	11	129	10.8
TOTAL		66-52	1843/27.9	231-689	.335	106-294	.361	195-238	.819	55	91	146	2.2	126-5	136	153	7	52	763	11.6

Single Game Highs

Statistic	Value	
Points	28	vs Tulane 03/07/20
Rebounds	7	vs Memphis 01/23/19
Assists	7	vs Tulsa 02/13/21
Steals	2	14 times
Blocks	1	7 times
FG Made	9	vs Tulane 01/19/19
FG Attempts	21	vs Oklahoma 11/18/18
3FG Made	7	vs Temple 02/09/20
3FG Attempts	11	at Cincinnati 12/22/20
FT Made	10	vs Tulane 03/07/20
FT Attempts	12	vs Tulane 03/07/20



2020-21 South Fla. Women's Basketball
Individual Career Summaries
All games

Page 4/7
as of Feb 14, 2021

JORDAO, Beatriz

				Field Goals		3-Point		F-Throws		Rebounds										Scoring	
SEASON	TEAM	GP-GS	MIN/AVG	FG-FGA	FG%	3FG-FGA	3FG%	FT-FTA	FT%	OFF	DEF	TOT	AVG	PF-FO	AST	TO	BLK	STL	PTS	AVG	
2018-19	USF	12-12	248/20.7	59-91	.648	0-0	.000	17-26	.654	21	47	68	5.7	31-0	5	20	23	5	135	11.3	
2019-20	USF	30-10	334/11.1	36-98	.367	0-1	.000	16-24	.667	31	57	88	2.9	35-0	13	28	17	7	88	2.9	
2020-21	USF	11-1	148/13.5	24-44	.545	0-0	.000	3-4	.750	10	42	52	4.7	13-0	10	7	13	4	51	4.6	
TOTAL		53-23	731/13.8	119-233	.511	0-1	.000	36-54	.667	62	146	208	3.9	79-0	28	55	53	16	274	5.2	

Single Game Highs

Statistic	Value	
Points	18	vs North Carolina 11/23/18
Rebounds	14	vs Jacksonville 11/28/20
Assists	3	vs Stetson 12/13/20
Steals	2	at Memphis 02/22/20, vs Houston 01/09/21
Blocks	4	4 times
FG Made	8	at Ohio St. 11/06/18, vs North Carolina 11/23/18, vs New Hampshire 11/30/18
FG Attempts	11	vs New Hampshire 11/30/18
3FG Attempts	1	at Memphis 02/22/20
FT Made	4	vs Kentucky 11/22/18, vs UConn 03/08/20
FT Attempts	8	vs Kentucky 11/22/18

LAZIC, Mihaela

				Field Goals		3-Point		F-Throws		Rebounds										Scoring	
SEASON	TEAM	GP-GS	MIN/AVG	FG-FGA	FG%	3FG-FGA	3FG%	FT-FTA	FT%	OFF	DEF	TOT	AVG	PF-FO	AST	TO	BLK	STL	PTS	AVG	
2019-20	USF	1-0	8/8.5	0-1	.000	0-1	.000	0-0	.000	0	2	2	2.0	1-0	0	0	0	0	0	0.0	
2020-21	USF	12-1	95/7.9	9-24	.375	1-10	.100	2-4	.500	1	6	7	0.6	4-0	17	11	0	1	21	1.8	
TOTAL		13-1	104/8.0	9-25	.360	1-11	.091	2-4	.500	1	8	9	0.7	5-0	17	11	0	1	21	1.6	

Single Game Highs

Statistic	Value	
Points	10	vs Tulsa 02/13/21
Rebounds	3	vs Stetson 12/13/20
Assists	5	vs Jacksonville 11/28/20
Steals	1	at Tulsa 12/30/20
FG Made	4	vs Tulsa 02/13/21
FG Attempts	11	vs Tulsa 02/13/21
3FG Made	1	vs Tulsa 02/13/21
3FG Attempts	4	vs Tulsa 02/13/21
FT Made	1	vs Stetson 12/13/20, vs Tulsa 02/13/21
FT Attempts	2	vs Stetson 12/13/20, vs Tulsa 02/13/21



**2020-21 South Fla. Women's Basketball
Individual Career Summaries
All games**

Page 5/7
as of Feb 14, 2021

LEVERETT, Shae

SEASON	TEAM	GP-GS	MIN/AVG	Field Goals		3-Point		F-Throws		Rebounds									Scoring	
				FG-FGA	FG%	3FG-FGA	3FG%	FT-FTA	FT%	OFF	DEF	TOT	AVG	PF-FO	AST	TO	BLK	STL	PTS	AVG
2017-18	USF	27-0	290/10.7	19-29	.655	0-0	.000	9-18	.500	29	35	64	2.4	38-1	4	11	8	6	47	1.7
2018-19	USF	35-24	938/26.8	91-160	.569	0-1	.000	78-120	.650	115	146	261	7.5	88-1	22	51	55	19	260	7.4
2019-20	USF	31-12	709/22.9	66-102	.647	0-0	.000	41-81	.506	98	98	196	6.3	77-6	10	35	18	19	173	5.6
2020-21	USF	12-11	303/25.3	23-39	.590	0-0	.000	14-36	.389	46	32	78	6.5	40-1	6	12	12	10	60	5.0
TOTAL		105-47	2240/21.3	199-330	.603	0-1	.000	142-255	.557	288	311	599	5.7	243-9	42	109	93	54	540	5.1

Single Game Highs

Statistic	Value	
Points	20	vs Wichita St. 02/23/19
Rebounds	18	vs Wichita St. 02/23/19
Assists	3	at East Carolina 02/20/19
Steals	4	vs Houston 01/09/21
Blocks	7	vs Memphis 01/23/19
FG Made	6	vs Vermont 12/17/18, at James Madison 03/24/19, vs Arkansas St. 11/17/17
FG Attempts	10	vs Wichita St. 02/23/19
3FG Attempts	1	at Houston 02/27/19
FT Made	10	vs Wichita St. 02/23/19
FT Attempts	12	at SMU 01/26/19

MUNUNGA, Bethy

SEASON	TEAM	GP-GS	MIN/AVG	Field Goals		3-Point		F-Throws		Rebounds									Scoring	
				FG-FGA	FG%	3FG-FGA	3FG%	FT-FTA	FT%	OFF	DEF	TOT	AVG	PF-FO	AST	TO	BLK	STL	PTS	AVG
2019-20	USF	29-27	759/26.2	109-218	.500	1-5	.200	49-69	.710	110	182	292	10.1	81-0	35	75	27	34	268	9.2
2020-21	USF	12-12	366/30.5	46-82	.561	4-10	.400	35-51	.686	42	100	142	11.8	38-1	14	28	13	17	131	10.9
TOTAL		41-39	1125/27.4	155-300	.517	5-15	.333	84-120	.700	152	282	434	10.6	119-1	49	103	40	51	399	9.7

Single Game Highs

Statistic	Value	
Points	23	vs East Carolina 01/02/21
Rebounds	21	vs East Carolina 01/02/21
Assists	4	vs Stetson 12/13/20
Steals	4	at Memphis 02/22/20, vs Wichita St. 01/06/21
Blocks	4	at Wichita St. 01/22/20
FG Made	7	vs Cincinnati 01/05/20, vs East Carolina 01/02/21, vs Tulsa 02/13/21
FG Attempts	14	vs Brown 12/30/19
3FG Made	3	vs Baylor 12/01/20
3FG Attempts	3	vs Baylor 12/01/20
FT Made	9	vs East Carolina 01/02/21
FT Attempts	12	vs East Carolina 01/02/21



**2020-21 South Fla. Women's Basketball
Individual Career Summaries
All games**

Page 6/7
as of Feb 14, 2021

PINZAN, Elisa

				Field Goals		3-Point		F-Throws		Rebounds									Scoring	
SEASON	TEAM	GP-GS	MIN/AVG	FG-FGA	FG%	3FG-FGA	3FG%	FT-FTA	FT%	OFF	DEF	TOT	AVG	PF-FO	AST	TO	BLK	STL	PTS	AVG
2018-19	USF	31-15	762/24.6	40-153	.261	23-95	.242	36-44	.818	4	56	60	1.9	41-0	103	74	0	26	139	4.5
2019-20	USF	27-24	874/32.4	83-234	.355	48-132	.364	30-37	.811	6	72	78	2.9	21-1	121	83	1	28	244	9.0
2020-21	USF	12-12	412/34.3	40-113	.354	18-56	.321	19-27	.704	5	40	45	3.8	11-0	86	19	1	24	117	9.8
TOTAL		70-51	2048/29.3	163-500	.326	89-283	.314	85-108	.787	15	168	183	2.6	73-1	310	176	2	78	500	7.1

Single Game Highs

Statistic	Value	
Points	23	vs Stetson 03/21/19, vs UCF 01/19/20
Rebounds	11	vs Mississippi St. 12/05/20
Assists	14	vs Houston 01/09/21
Steals	6	at Tulane 01/13/21, vs Tulsa 02/13/21
Blocks	1	vs Notre Dame 11/30/19, vs Tulsa 02/13/21
FG Made	8	vs UCF 01/19/20
FG Attempts	20	vs UConn 02/16/20
3FG Made	7	vs UCF 01/19/20
3FG Attempts	12	vs UCF 01/19/20
FT Made	8	vs Houston 03/09/19
FT Attempts	9	at Memphis 12/16/20

RODRIGUEZ, Angelee

				Field Goals		3-Point		F-Throws		Rebounds									Scoring	
SEASON	TEAM	GP-GS	MIN/AVG	FG-FGA	FG%	3FG-FGA	3FG%	FT-FTA	FT%	OFF	DEF	TOT	AVG	PF-FO	AST	TO	BLK	STL	PTS	AVG
2020-21	USF	4-0	13/3.4	2-5	.400	0-0	.000	1-1	1.000	0	5	5	1.3	1-0	0	0	0	0	5	1.3
TOTAL		4-0	13/3.4	2-5	.400	0-0	.000	1-1	1.000	0	5	5	1.3	1-0	0	0	0	0	5	1.3

Single Game Highs

Statistic	Value	
Points	3	vs Tulsa 02/13/21
Rebounds	2	vs Stetson 12/13/20, vs Tulsa 02/13/21
FG Made	1	vs Stetson 12/13/20, vs Tulsa 02/13/21
FG Attempts	4	vs Stetson 12/13/20
FT Made	1	vs Tulsa 02/13/21
FT Attempts	1	vs Tulsa 02/13/21



2020-21 South Fla. Women's Basketball
Individual Career Summaries
All games

Page 7/7
as of Feb 14, 2021

TSINEKE, Elena

				Field Goals		3-Point		F-Throws		Rebounds										Scoring	
SEASON	TEAM	GP-GS	MIN/AVG	FG-FGA	FG%	3FG-FGA	3FG%	FT-FTA	FT%	OFF	DEF	TOT	AVG	PF-FO	AST	TO	BLK	STL	PTS	AVG	
2019-20	USF	27-22	746/27.6	115-307	.375	44-138	.319	60-68	.882	17	36	53	2.0	63-2	44	77	8	18	334	12.4	
2020-21	USF	11-8	225/20.5	47-120	.392	16-57	.281	22-24	.917	9	13	22	2.0	21-1	23	19	2	3	132	12.0	
TOTAL		38-30	972/25.6	162-427	.379	60-195	.308	82-92	.891	26	49	75	2.0	84-3	67	96	10	21	466	12.3	

Single Game Highs

Statistic	Value	
Points	31	vs Wichita St. 01/06/21
Rebounds	6	vs Baylor 12/01/20
Assists	7	vs Jacksonville 11/28/20
Steals	4	vs Tulane 01/25/20
Blocks	2	vs Stetson 12/13/20
FG Made	11	vs Wichita St. 01/06/21
FG Attempts	19	vs Houston 01/29/20
3FG Made	5	vs Wichita St. 01/06/21
3FG Attempts	12	vs Notre Dame 11/30/19
FT Made	7	vs FGCU 11/29/19
FT Attempts	8	vs FGCU 11/29/19

VITULOVA, Tereza

				Field Goals		3-Point		F-Throws		Rebounds										Scoring	
SEASON	TEAM	GP-GS	MIN/AVG	FG-FGA	FG%	3FG-FGA	3FG%	FT-FTA	FT%	OFF	DEF	TOT	AVG	PF-FO	AST	TO	BLK	STL	PTS	AVG	
2018-19	UW	27-0	235/8.7	52-106	.491	5-14	.357	17-22	.773	18	37	55	2.0	27-1	3	15	7	4	126	4.7	
2019-20	UW	29-29	727/25.1	176-321	.548	19-43	.442	40-47	.851	65	96	161	5.6	59-1	15	43	20	14	411	14.2	
2020-21	USF	7-0	41/5.9	3-15	.200	1-8	.125	4-4	1.000	1	5	6	0.9	5-0	0	0	0	1	11	1.6	
TOTAL FOR USF		7-0	41/5.9	3-15	.200	1-8	.125	4-4	1.000	1	5	6	0.9	5-0	0	0	0	1	11	1.6	
TOTAL		63-29	1003/15.9	231-442	.523	25-65	.385	61-73	.836	84	138	222	3.5	91-2	18	58	27	19	548	8.7	

Single Game Highs

Statistic	Value	
Points	30	vs San Diego St. 01/22/20
Rebounds	11	at Air Force 12/04/19
Assists	2	at Denver 11/14/19, vs Colorado 11/17/19
Steals	2	vs Colo. Christian 11/06/19, at New Mexico 12/07/19, at San Diego St. 01/08/20
Blocks	2	10 times
FG Made	13	at San Diego St. 01/08/20
FG Attempts	23	at San Diego St. 01/08/20
3FG Made	2	4 times
3FG Attempts	4	vs Colorado 11/17/19, vs San Diego St. 01/22/20
FT Made	7	vs San Diego St. 01/22/20
FT Attempts	8	vs San Diego St. 01/22/20