



2021-22 USF BULLS

WOMEN'S BASKETBALL GAME NOTES

NCAA Tournament (7): 2021, 2018, 2017, 2016, 2015, 2013, 2006

WNIT (9): 2019, 2014, 2012, 2010, 2009, 2008, 2007, 2005, 2004

WNIT Champions (1): 2009 | WNIT Final Four (2): 2014, 2009

Primary Contact: Michael Hogan | Phone: (W) 813-974-5755 (C) 813-469-0616 | Email: mhogan@usf.edu

Twitter: @USFWBB | Instagram: USFWBB | Facebook: facebook.com/usfwomensbasketball | Web: GoUSFBulls.com

2021-22 USF SCHEDULE/RESULTS

NOVEMBER

9	Texas Rio Grande Valley (ESPN+)	W, 63-56
11	Alabama State (ESPN+)	W, 72-37
15	at No. 16/12 Tennessee ^ (SECN+)	L, 52-49
20	vs. Syracuse (FloHoops) &	2:30 p.m.
21	vs. UConn/Minnesota (FloHoops) &	12 p.m. or 5 p.m.
22	vs. Oregon, Oklahoma, South Carolina, Buffalo &	TBA
26	vs. Stanford #	12 p.m.

DECEMBER

2	at UT Arlington	7 p.m. ET
12	at VCU	1 p.m.
15	Stetson (ESPN+)	11 a.m.
17	High Point (ESPN+)	7 p.m.
20	vs. West Virginia %	1:15 p.m.
21	vs. Mississippi %	1:15 p.m.
29	Jacksonville (ESPN+)	4 p.m.

JANUARY

2	Memphis (ESPN+)	2 p.m.
5	at Cincinnati * (ESPN+)	7 p.m.
9	Wichita State * (EPNU)	12 p.m.
12	at Tulane * (ESPN+)	7 p.m. ET
16	at UCF * (ESPNU)	3 p.m.
19	Tulsa * (ESPN+)	7 p.m.
22	Temple * (ESPN+)	3 p.m.
26	at SMU * (ESPN+)	8 p.m. ET
30	at Houston * (ESPNU)	4 p.m. ET

FEBRUARY

6	Tulane * (ESPNU)	12 p.m.
9	at Temple * (ESPN+)	7 p.m.
13	UCF * (ESPNU)	2 p.m.
16	Cincinnati * (ESPN+)	7 p.m.
23	at Wichita State * (ESPN+)	7 p.m. ET
27	at East Carolina * (ESPN+)	1 p.m.

MARCH

2	Houston * (ESPN+)	7 p.m.
8	AAC Tournament First Round ^	TBA
9	AAC Tournament Quarterfinals ^	TBA
10	AAC Tournament Semifinals ^	TBA
11	AAC Tournament Finals ^	TBA

* American Athletic Conference Game | \$ AAC/SEC Challenge

& Battle 4 Atlantis, Paradise Island, Bahamas

Baha Mar Pink Flamingo Championship, Nassau, Bahamas

% West Palm Invitational, West Palm Beach, Fla.

^ American Athletic Conference Tournament, Fort Worth, Texas.

All times are Eastern time and are subject to change

GAME FOUR | SAT., NOV. 20 | 2:30 P.M. | PARADISE ISLAND, BAHAMAS



No. 23/22 USF
BULLS
2-1

VS.

SYRACUSE
ORANGE
2-1



Last Game __ Nov. 15 at No. 16 Tennessee, W, 52-49
Next Game __ Nov. 21 vs. UConn/Minnesota, Time TBA
Head Coach _____ Jose Fernandez
Alma Mater _____ FIU, 1994
Career Record _____ 394-277 (22nd season)
at USF _____ Same

Last Game _____ Nov. 17 vs. Morgan State, W, 79-60
Next Game __ Nov. 21 vs. UConn/Minnesota, Time TBA
Acting Head Coach _____ Vonn Read
Alma Mater _____ Clark Atlanta, 1997
Career Record _____ 1-1 (First season)
at Syracuse _____ Same

GAMEDAY INFORMATION

TV/Online __ FloHoops (\$) | Jill Painter Lopez (PxP)
__ Ali Jaques (Color), Dani Wexelman (Sideline)
Audio __ Bulls Unlimited (iHeartRadio/GoUSFBulls.com)
____ Darek Sharp (PxP)

Live Stats _____ GoUSFBulls.com/StatBroadcast
Series _____ USF leads, 6-5
Twitter Updates _____ @USFWBB
Tickets _____ N/A

QUICK HITS

■ USF continues its seven-game road trip against Syracuse on Saturday in the opening round of the inaugural Battle 4 Atlantis ... Tipoff is at 2:30 p.m. ... The winner will face the winner of UConn/Minnesota on Sunday (5 p.m.) and the losers playing at 12 p.m.

■ The Bulls will play four games in the Bahamas, which include three in the Battle 4 Atlantis ... USF closes out its trip to the island at the Baha Mar Pink Flamingo Championship, versus Stanford on Nov. 26.

■ The Bulls are coming off a tough 52-49 loss at No. 16 Tennessee on Nov. 15 ... The Bulls led for almost 23 minutes against the Lady Vols ... Elena Tsineke scored 13 points and Elisa Pinzan added 11 points in the setback ... Bethy Mununga grabbed 13 rebounds.

■ USF is currently ranked No. 23 in the Associated Press Top 25 poll, after debuting at No. 22 in the preseason ranking ... In addition, they came into the season at No. 22 in the preseason Coaches Poll.

USF'S PROBABLE STARTERS



PG | 5-6 | JR.

4 - ELISA
PINZAN

PPG	7.7
RPG	3.3
APG	3.7
SPG	1.0



G | 5-10 | Jr.

3 - SYDNI
HARVEY

PPG	14.7
RPG	2.7
APG	1.3
SPG	1.0



G | 5-8 | So.

5 - ELENA
TSINEKE


PPG	15.5
RPG	2.5
APG	1.5
SPG	1.0



F | 6-0 | Sr.

20 - BETHY
MUNUNGA

PPG	7.7
RPG	12.0
APG	1.3
SPG	1.3



C | 6-2 | P-BAC

21 - SHAE
LEVERETT

PPG	2.3
RPG	4.0
APG	0.7
SPG	0.7

USF QUICK FACTS

THE UNIVERSITY

City/Zip Code	Tampa, Fla. 33620
Founded	1956
Enrollment	50,577
Nickname	Bulls
Arena	Yuengling Center
Capacity	10,411
Affiliation	NCAA Division I
Conference	The American Athletic Conference
President	Dr. Steven C. Currall
Vice President of Athletics	Michael Kelly
Sr. Assoc. Director of Athletics/SWA	Marquita Armstead

BASKETBALL HISTORY

First Year	1972-73
All-Time Record	689-690 (50th year)
All-Time AAC Record	95-37 (Sixth season)
All-Time BIG EAST Record	151-112 (Eight seasons)
All-Time Conference USA Record	113-168 (10 seasons)
All-Time Metro Conference Record	34-64 (Four seasons)
All-Time Sun Belt Conference Record	71-118 (Seven seasons)
All-Time Post-Season	17-14 (NCAA & WNIT)
AAC Tournament Record	15-7
NCAA Tournament Record	4-7
Years in NCAA Tourn./Last	7/2021
Last NCAA opponent	March 23, 2021 vs. 1 seed NC State (San Antonio, Texas)
Result	Lost, 79-67
WNIT Record	14-8
Years in the WNIT Tourn./Last	9/2019
Last WNIT opponent	March 24, 2019 at James Madison
Result	Lost, 71-54

COACHING STAFF

Head Coach	Jose Fernandez
Alma Mater, Year	Florida International '94
Record at USF (Years)	394-277 (22nd season)
Career Record (Years)	Same
Career Conference Record (Years)	175-157 (22ndst season)
Associate Head Coach	Michele Woods-Baxter, St. John Fisher '87
Assistant Head Coach	Danny Hughes, TCU '89
Assistant Coach/Rec. Coord.	Yolisha Jackson, Jacksonville '05
Dir. of Basketball Operations	Mercedes Jorge, Embry-Riddle '17
Coord. of Basketball Oper.	Brandon Jaijairam, USF '20
Video Coordinator	Anthony Brammer, Old Dominion '08
Strength & Conditioning Coach	Irele Oderinde, WKU, '03
Certified Athletic Trainer	Erin Barbour, Tulsa '18
Academic Coordinator	Terrell Elliston, VCU '10
Administrative Assistant	Barbara Riffe

ATHLETIC MEDIA RELATIONS

Associate Dir. of Communications/WBB Contact	Michael Hogan
Office Phone	(813) 974-5755
Cell Phone	(813) 469-0616
E-mail	mhogan@usf.edu

2021-22 USF BULLS



► Standing (L-R): Aerial Wilson, Bethy Mununga, Odeth Betancourt, Dulcy Fankam Mendjiadeu, Shae Leverett, Cristina Bermejo, Patience Williams, Sara Guerreiro. Sitting (L-R): Bella Weary, Maria Alvarez, Elisa Pinzan, Sydni Harvey, Elena Tsineke, Elena Tsineke, Mihaela Lazic.

No.	Name	P	Ht.	Yr.	Hometown/High School/Previous School
0	Odeth Betancourt	F	6-2	So.	San Cristobal, Venezuela/Panola College (Texas)
1	Maria Alvarez	G	5-7	So.	Bal Harbour, Fla./Miami Country Day School
2	Mihaela Lazic	PG	5-6	R-Fr.	Slavonski Brod, Croatia/Klasicna Gimnazija
3	Sydni Harvey	G	5-10	Jr.	Nashville, Tenn./Brentwood Academy
4	Elisa Pinzan	PG	5-8	Jr.	Murano, Italy/Istituto Tecnico Algarotti Venezia
5	Elena Tsineke	G	5-8	So.	Thessaloniki, Greece/Hellenic College of Thessaloniki
11	Patience Williams	F/C	6-1	Fr.	Minneapolis, Minn./Benilde St. Margaret/Florida SouthWestern St.
12	Cristina Bermejo	W	6-1	So.	Sant Just Desvern, Spain/Ins Sant Just Desvern
13	Sara Guerreiro	G	5-8	Fr.	Seixal, Portugal/Escola Básica e Secundária Amélia Rey Colasso
20	Bethy Mununga	F	6-0	Sr.	Zellik, Belgium/Institut Sainte-Marie Jambes/NE Oklahoma A&M College
21	Shae Leverett	C	6-2	P-Bacc.	Rincon, Ga./South Effingham H.S.
22	Aerial Wilson	PG	5-10	So.	Dundas, Ontario, Canada/Memphis/The RISE Centre
24	Bella Weary	G	5-6	Fr.	Jacksonville, Fla./DME Academy
32	Dulcy Fankam Mendjiadeu	F	6-4	R-Sr.	Nkongsamba, Cameroon/Memphis/Walters State CC

USF BASKETBALL STAFF

Head Coach: Jose Fernandez (Florida International, '94) – 22nd Season at USF/22nd overall as head coach
 Associate Head Coach: Michele Woods-Baxter (St. John Fisher, '87) – 14th season at USF
 Assistant Head Coach: Danny Hughes (TCU, '90) – Fourth season at USF
 Assistant Coach/Recruiting Coordinator: Yolisha Jackson (Jacksonville, '05) – Second season at USF
 Director of Operations: Mercedes Jorge (Embry-Riddle, '17) – Second season at USF
 Coordinator of Basketball Operations: Brandon Jaijairam (USF '20) – First season at USF
 Video Coordinator: Anthony Brammer (Old Dominion, '08) – Third season at USF
 Strength and Conditioning: Irele Oderinde (WKU, '03) – Second season at USF
 Certified Athletic Trainer: Erin Barbour (Tulsa '18) – First season at USF
 Academic Advisor: Terrell Elliston (VCU '10) – First season at USF

PRO-NUN-SEE-A-SHUN GUIDE

Players		
Cristina Bermejo	Chris-Tina Bur-MAY-Hoe	Elena Tsineke
Odeth Betancourt	Oh-death Bet-AN-Court	Aerial Wilson
Dulcy Fankam Mendjiadeu	Dull-see Fan-come	
	Men-gee-ahh-due	
Sara Guerreiro	Guh-RYE-row	
Sydni Harvey	Sid-NEE	
Mihaela Lazic	Me-HIGH-La Lah-ZICH	
Shae Leverett	LEV-Rett	
Bethy Mununga	Betty MOO-Nun-Guh	
Elisa Pinzan	Uh-LEEZA PIN-Zahn	

Elena Tsineke Uh-LAY-Nuh CHIN-ECK-eh
 Aerial Wilson Air-E-Uhl

Staff

Assistant Coach Yolisha Jackson YO-Lee-Shuh
 Strength Coach Irele Oderinde EAR-Lay
 Oder-IN-Day

USF BROADCAST NOTES



0

ODEETH BETANCOURT

(OH-DEATH)



	GP/S	PPG	RPG	APG	SPG	BPG	FG%	FT%
21-22	0/0	0.0	0.0	0.0	0.0	0.0	00.0	00.0
Career	0/0	0.0	0.0	0.0	0.0	0.0	00.0	00.0



1

MARIA ALVAREZ



	GP/S	PPG	RPG	APG	SPG	BPG	FG%	FT%
21-22	3/0	6.3	2.3	1.0	0.0	0.0	33.3	50.0
Career	39/9	7.8	2.3	1.8	0.7	0.0	35.9	61.7



2

MIHAELA LAZIC

(ME-HIGH-LA)
(LAH-ZICH)

	GP/S	PPG	RPG	APG	SPG	BPG	FG%	FT%
21-22	1/0	3.0	1.0	0.0	0.0	0.0	50.0	50.0
Career	19/2	1.8	0.7	1.0	0.2	0.0	36.8	50.0



3

SYDNI HARVEY

(SID-NEE)



	GP/S	PPG	RPG	APG	SPG	BPG	FG%	FT%
21-22	3/3	14.7	2.7	1.3	1.0	0.3	40.5	100.0
Career	80/66	11.8	2.4	2.0	0.7	0.1	33.8	80.8



4

ELISA PINZAN

(UH-LEEZA)
(PIN-ZAHN)

	GP/S	PPG	RPG	APG	SPG	BPG	FG%	FT%
20-21	3/3	7.7	3.3	3.7	1.0	0.0	37.5	100.0
Career	84/65	7.6	2.7	4.6	1.2	0.0	31.9	82.3



5

ELENA TSINEKE

(UH-LAY-NUH)
(CHIN-ECK-EH)

	GP/S	PPG	RPG	APG	SPG	BPG	FG%	FT%
21-22	2/2	15.5	2.5	1.5	1.0	0.0	38.7	100.0
Career	50/41	13.0	2.1	1.7	0.6	0.2	38.0	88.5



11

PATIENCE WILLIAMS



	GP/S	PPG	RPG	APG	SPG	BPG	FG%	FT%
21-22	2/0	0.0	1.0	0.5	1.0	0.5	00.0	00.0
Career	2/0	0.0	1.0	0.5	1.0	0.5	00.0	00.0




12

CRISTINA BERMEJO

(BUR-MAY-HOE)



	GP/S	PPG	RPG	APG	SPG	BPG	FG%	FT%
21-22	2/0	1.5	0.0	1.0	0.0	0.0	25.0	00.0
Career	45/2	1.7	1.8	0.6	0.4	0.2	30.6	75.0



13

SARA GUERREIRO

(GUH-RYE-row)



	GP/S	PPG	RPG	APG	SPG	BPG	FG%	FT%
21-22	3/0	1.3	1.0	1.0	1.0	0.0	50.0	00.0
Career	12/0	1.2	0.9	0.4	0.2	0.0	33.3	0.0



20

BETHY MUNUNGA

(BETTY)
(MOO-NUN-GUH)

	GP/S	PPG	RPG	APG	SPG	BPG	FG%	FT%
21-22	3/3	7.7	12.0	1.3	1.3	0.7	32.1	71.4
Career	55/53	9.3	11.4	1.2	1.2	1.0	46.5	70.9



21

SHAE LEVERETT



	GP/S	PPG	RPG	APG	SPG	BPG	FG%	FT%
21-22	3/3	2.3	4.0	0.7	0.7	0.0	33.3	42.9
Career	119/61	4.9	5.8	0.4	0.6	0.9	59.0	54.6



22

AERIAL WILSON

(AIR-E-UHL)



	GP/S	PPG	RPG	APG	SPG	BPG	FG%	FT%
21-22	3/1	0.7	0.3	1.3	1.3	0.0	33.3	00.0
Career	3/1	0.7	0.3	1.3	1.3	0.0	33.3	00.0



24

BELLA WEARY



	GP/S	PPG	RPG	APG	SPG	BPG	FG%	FT%
21-22	1/0	0.0	0.0	0.0	0.0	0.0	00.0	00.0
Career	1/0	0.0	0.0	0.0	0.0	0.0	00.0	00.0



32

DULCY FANKAM MENDJIADEU

(DULL-See)
(FAN-COME)
(MEN-GEE-AHH-DUE)

	GP/S	PPG	RPG	APG	SPG	BPG	FG%	FT%
21-22	3/0	8.3	4.7	1.0	1.0	0.3	36.4	75.0
Career	3/0	8.3	4.7	1.0	1.0	0.3	36.4	75.0

F | 6-2 | SO. | SAN CRISTOBAL, VENEZUELA

- Named a NJCAA HM All-American at Panola College (Texas) ... Great in transition, tremendous body control around the basket.
- Averaged 11.0 ppg., 12.4 rpg., 2.2 bpg. during '20-21 ... Rebounding average was 1st in Region XIV, 8th in NJCAA.
- Finished '20-21 tops in the region, 14th nationally in blocks ... Represented Venezuela 14 times internationally.

G | 5-7 | SO. | MIAMI, FLA.

- Was named the 2021 AAC Co-Sixth POY ... 10 pts. vs. Alabama State (11/11) ... Double figures in 13-of-39 career GP.
- Career high 23 pts. vs. Houston (1/9/21) ... 18 pts. vs. No. 4 Baylor (12/1/21) ... 6 state titles at Miami Country Day.
- Born in Colombia ... Set a FIBA record with 10 3pt. FGM for Colombia vs. Belarus in 2019 FIBA U17 World Cup.

PG | 5-6 | R-FR. | SLAVONSKI BROD, CROATIA

- 1st career start vs. Tulsa (2/13/21) and netted a career-high 10 pts. ... Had 6 pts., 5 asts. vs. Jacksonville (11/28/21).
- Only 1 GP in '19-20 due to a back injury ... Played in the '17, '18 FIBA European Championships for Croatia.
- Avg. 7.9 ppg., 3.2 rpg., 1.8 apg. in 7 games with Croatia in the 2018 European Championships.

G | 5-10 | JR. | NASHVILLE, TENN.

- 22 pts. vs. Alabama State (11/11) ... '20-21 season high 23 pts. vs. Cincinnati (2/17/21) ... 11 pts. vs. No. 4 Baylor (12/1/21).
- AAC Tourney MOP ... '20-21 All-AAC 3rd Team ... career-high 28 pts. vs. Tulane (3/7/20), 25 pts. vs. Tulane (1/19/20), Temple (2/9/20).
- Played in the USA Basketball 3x3 National Championships in Aug. 2019, in Las Vegas, with the UConn squad.

PG | 5-8 | JR. | MURANO, ITALY

- 1st in AAC, 10th in D-I in asts. (149), 1st in AAC, 7th in D-I in apg. in '20-21 ... 11 pts., 3 asts., 55.6 FG% vs. No. 16 Tennessee (11/15).
- Career high 14 asts. vs. Houston (1/9/21), 11 asts. at Cincinnati (12/22); 23 pts. vs. UCF (1/19/19), 15 pts. vs. UConn (2/16/20).
- 14 pts. at Baylor (11/19/19) ... AAC MIP, All-AAC 2nd Team in '20-21; Preseason All-AAC 2nd Team prior to the '20-21.

G | 5-8 | SO. | THESSALONIKI, GREECE

- Double figures in 34-of-50 GP, 13 of last 14, 15 of 20 GP ... 13 pts. vs. No. 16 Tennessee ... Career-high 31 pts. vs. Wichita St. (1/6/21).
- Missed the first 5 games in '19-20; ineligible by the NCAA ... Cleared to play on 11/20/19, 1 day after Baylor (11/19/19).
- Preseason All-AAC 1st Team, AMD Preseason Watch List in '21-22 ... AAC All-Tourney Team, All-AAC 1st Team in '20-21.

F/C | 6-1 | FR. | MINNEAPOLIS, MINN.

- Was a 3rd Team NJCAA All-American, Region VIII Southern Conference POY after 1 year at Florida SouthWest State.
- A finalist for National Freshman of the Year, after avg. 13.1 ppg., 8.9 rpg., while shooting 56.0 FG%.
- Had 5 double-doubles, including 31 pts., 18 rbs. vs. Indian River State and a career-high 32 pts., 18 rbs. vs. Palm Beach State.

W | 6-1 | FR. | SANT JUST DESVERN, SPAIN

- Tied career-high with 10 pts. vs. Stetson (12/13/20) ... 10 pts., 5 rbs. vs. Idaho (12/15/19), 9 pts. vs. SMU (2/29/19).
- 1st career GS at Memphis (2/22/19) had a career-high tying 5 rbs., 5 ast. ... Mother and father played pro in Spain.
- Her sister Neus, currently an international model, played for the Spanish Senior National Team and pro in Spain.

G | 5-8 | FR. | SEIXAL, PORTUGAL

- 4 pts. vs. UTRGV (11/9); 6 pts. in collegiate debut vs. Jacksonville (11/28/20) ... Played for Quinta dos Lombos, in Lisbon.
- Split time with Portugal's U20 national team in 2019, Avg. 8.0 ppg., 1.7 rpg. and 1.5 apg.
- Was named First Team of the National Final Four in Portugal in 2019, equivalent of the Final Four in America.

F | 6-0 | SR. | ZELLIK, BELGIUM

- 1st in AAC, 3rd in D-I in rpg. in '20-21 ... 20 double-doubles in 55 GP, 37 GP with 10-plus rbs. ... Career highs 23 pts., 21 rbs. vs. ECU (1/2/21).
- AAC tour. rec. 49 rbs. in '21 ... 13 pts., 10 rbs. vs. Baylor (12/1/20), 16 pts., 12 rbs. at Baylor (11/19/19); 19 pts., 14 rbs. vs. Cincinnati (2/13/19).
- '21 Preseason All-AAC 1st Team ... AAC All-Tour. Team, All-AAC 1st Team in '20-21 ... Born in the Dem. Rep. of the Congo, raised in Belgium.

C | 6-2 | POST-BACC. | RINCON, GEORGIA

- 2nd in rpg. in '20-21 ... 6 pts., 8 rbs., 2 blk., 2 stls. vs. No. 4 Mississippi St. (12/5/20) ... Career-high 20 pts., 18 rbs. at Wichita St. (2/23/19).
- 3rd on the team in rpg. in '19-20 ... Season-high 14 rbs. vs. Houston (1/29/19), 13 rbs., 12 pts. vs. Saint Francis (Pa.) (11/24/19).
- 8 rbs. at Baylor (11/19/19) ... 689 career rbs., 329 OR ... 2 double-doubles in '19-20.

PG | 5-10 | SO. | DUNDAS, ONTARIO, CANADA

- Transferred from AAC foe Memphis with teammate Dulcy Fankam Mendjiadeu after 2 years with the Tigers.
- Finished high school at DME Academy, avg. 17.0 ppg., 4.0 apg., 3.0 rpg., and 1.0 spg. at Memphis.
- Started all 19 games in '20-21 ... Was 2nd in the AAC in apg., behind current teammate Elisa Pinzan, and 9th in D-I.

G | 5-6 | FR. | JACKSONVILLE, FLA.

- Had a standout scholastic career at Bartram Trail HS, reaching 1,000 pts. (1,038) by the end of her soph. year.
- Finished high school at DME Academy, avg. 17.0 ppg., 4.0 apg., 3.0 rpg., and 1.0 spg.
- Her father, Fred, was an All-American football player Florida, winning the 1996 National Championship ... 5 years in the NFL.

C | 6-4 | R-SR. | NKONGSAMBA, CAMEROON

- Transferred from AAC foe Memphis with teammate Aerial Wilson after 2 years with the Tigers.
- '21-22 Preseason All-AAC 1st Team ... 2nd Team All-AAC in '20-21 ... Career-high 23 pts. vs. Liberty (12/6/20).
- 7th in '20-21 in the AAC in ppg. (14.1), 2nd in rpg. (10.6) ... Only player in the AAC to average a double-double (10).

HEAD COACH JOSE FERNANDEZ | 394-277 CAREER RECORD (21ST SEASON) | 2018 & 2021 AAC COACH OF THE YEAR



Named the 2018 and 2021 American Athletic Conference Coach of the Year, head coach Jose Fernandez has been laying the groundwork brick by brick for 21 seasons for the Bulls to grow into a perennial Top 25 program. Under his guidance, USF has trans-

formed from a program with only five winning seasons to a staple in the NCAA Tournament.

A coach known for his recruiting connections and incredible work ethic; Fernandez has created a culture of excellence at USF.

Fernandez has watched his team reach new milestones, including six 20-win seasons in the last nine years, dating back to the 2012-13 season. The Bulls have reached the NCAA Tournament seven times, including six trips in their last nine seasons, and postseason play in 16 of the last 18 seasons. Fernandez led the Bulls to the NCAA Tournament for the fourth time in as many years in 2018 as the senior class became the first in program history to reach four NCAA Tournaments. The Bulls also reached their ninth Women's National Invitation Tournament (WNIT) in 2019, despite numerous season-ending injuries to key players, and advanced to the second round of the event.

Officially named head coach on Nov. 14, 2000 – just seven months after arriving at USF as an assistant coach – Fernandez has led the Bulls in an amazing turnaround under his tenure. In addition to the program's seven trips to the NCAA Tournament, Fernandez has also guided USF to nine WNIT appearances, which includes the 2009 WNIT title and a semifinal appearance in 2014. The Bulls have also advanced to the American Athletic Conference (AAC) Tournament championship game in five of the past seven seasons and have made at least the semifinal round during every season in the AAC.

During the 2021-22 campaign, the Green and Gold made program history winning its first American Athletic Conference regular-season championship and followed that up with The American Tournament title in Fort Worth, Texas. During their tournament run, the Bulls defeated Wichita State, 48-44, Tulane, 51-47, and rival UCF, 64-54, the same Knights team that USF beat, 65-52, to win the regular-season crown on March 2 in the Yuengling Center.

Fernandez also knows how to get the most out of his talent with Maria Jespersen earning Associated Press All-America honorable mention honors in 2018. USF has had two players earn AP All-America honorable mention honors, Jespersen and Courtney Williams, in 2016, and Fernandez has coached them both.

Playing for Fernandez could also lead to the pros, as was the case for five players in program history to be drafted by WNBA teams. Kitija Laksa became the third player in program history to be selected in the first round in 2020, going 11th overall to the Seattle Storm. Other Bulls select-

ed in the WNBA Draft, under Fernandez, include Courtney Williams, who went eighth overall to the Phoenix Mercury in 2016, Inga Orekhova, who was chosen 18th overall by the Atlanta Dream in 2014; Andrea Smith, who was chosen 35th by the Connecticut Sun in 2013 and Jessica Dickson, who was chosen 21st in the 2007 WNBA Draft by the Sacramento Monarchs.

USF made its first-ever NCAA Tournament during the 2005-06 season. Fernandez also led USF to its first-ever NCAA Tournament victory with a 71-70 win over Texas Tech in 2013. The Bulls, and Fernandez, made history again in 2015, when they hosted USF's first-ever NCAA Tournament basketball game at the Yuengling Center. The Bulls defeated LSU in the first round, in front of a hometown crowd of over 5,000 fans. In his third NCAA Tournament in four years, Fernandez took the Bulls back to the second round, defeating No. 22 Colorado State 48-45 in Los Angeles, Calif. USF returned to the tournament in 2017, but the Bulls lost at the buzzer to Missouri.

The Miami native has had 16 seasons with a .500 record or better leading USF. In the 22 years prior to his arrival, the Bulls recorded just three winning seasons, all 14-13 slates. Fernandez has guided USF to nine seasons with 20-plus wins, including a 26-8 record during the 2017-18 campaign that marked the fourth straight season with 24 or more wins. He posted his 300th career win at USF during the 2016-17 season and has compiled a record of 392-276 in 21 seasons leading the Bulls' program, including 13 or more wins in The American in five of the eight seasons in the conference. The Bulls have posted 13 wins over Top 25 ranked teams, including an 67-63 overtime win over No. 6 Mississippi State in the Yuengling Center in 2020. The Bulldogs were the highest ranked team that USF has ever defeated.

Fernandez believes to be the best; you have to play the best. Since arriving at USF, Fernandez and his staff have worked to schedule the toughest teams in women's basketball. The Bulls have sought after perennial powers like Baylor, Mississippi State, DePaul, Florida, Florida State, Georgia, Louisville, Notre Dame, LSU, Miami, Michigan State, Nebraska, Ohio State, Oklahoma, UNLV, Texas and Wake Forest, to name a few. USF has boasted some of the toughest strength of schedules in the country.

Fernandez got his start in coaching while working on his associate degree at Miami-Dade CC Kendall – where he earned his degree in 1991. Fernandez served as a student assistant coach for the men's basketball team and was immediately thrown into the fray with on-floor coaching, scouting, and most importantly, overseeing recruiting correspondence and getting his name out in front of coaches around the state.

It was at Miami-Dade that Fernandez met Cesar Odio, who not only saw his tremendous potential and hired him as a student assistant, but then promoted him to a full-time assistant coach upon his graduation in 1991. He would stay at Miami-Dade for one season (1991-92) before becoming the assistant boys' basketball coach at Miami's Sunset High School (1992-94).

Following his two seasons at Sunset, Fernandez and Odio would renew acquaintances when Odio was tabbed head men's basketball coach at Barry University in Miami Shores, Fla. (1994-96). Fernandez came along as Odio's top assistant and immediately established himself as a coach who had a sharp eye for talent and potential. During his two-year stay at Barry, Fernandez helped the Buccaneers to consecutive winning seasons, after the program only had two in the first 10 years, and a combined 34-21 record.

Fernandez entered the world of girls' basketball in 1996, when he secured his first head coaching job at Miami's Lourdes Academy. During his three seasons at Lourdes, Fernandez led the Bobcats to a stellar 83-16 (.838) record and a trip to the state 5A championship game in 1998 where they finished as the runner-up. In addition to his coaching responsibilities at Lourdes, Fernandez established valuable roots among Florida and high school coaches from around the nation as director and founder of the successful Miami Suns AAU program.

THE FERNANDEZ FILE

Born	Nov. 18, 1971
Hometown	Miami, Fla.
College	FIU, 1994
	B.S. in Physical Ed.
Wife	Tonya
Children	Sydney, Alex, Taylor Brianna and Brooke

AAC REGULAR SEASON CHAMPIONS (1)
2021

AAC TOURNAMENT CHAMPIONS (1)
2021

NCAA APPEARANCES (7)
2006, 2013, 2015, 2016, 2017, 2018, 2021

WNIT APPEARANCES (9)
2004, 2005, 2007, 2008, 2009, 2010, 2012, 2014, 2019

WNIT FINAL FOUR (2)
2009, 2014

WNIT CHAMPIONSHIP (1)
2009

COACHING CAREER

1989-91	Miami-Dade CC Kendall, Student Asst.
1991-92	Miami-Dade CC Kendall, Asst. Coach
1992-94	Sunset High School, Asst. Boy's Coach
1994-96	Barry University, Asst. Men's Coach
1996-99	Lourdes Academy (Miami), Head Coach
1996-99	Miami Suns AAU, Head Coach
1999-2000	Barry University, Asst. Coach
2000-present	USF, Head Coach

Fernandez broke into collegiate women's basketball when he returned to Barry for his second of two tours of duty at the school. In his second stint, he served one year (1999-00) as the top assistant coach for the Buccaneers. Although it was just one season, Fernandez helped Barry record the second-most wins in the program's history as the Buccaneers posted a 22-8 record and the program's second-best slate ever in the Sunshine State Conference at 10-4. The

team's 22 wins that season is still just one of three 20-wins campaigns for Barry since the women's basketball team started competing during the 1988-89 season.

After graduating from Miami-Dade Kendall, Fernandez earned his bachelor's degree in physical education in 1994 from Florida International University. Along with his coaching duties at the beginning of his professional career,

Fernandez also taught physical education at Miami's Coral Reef Senior High School, Southwest Senior High School and Hialeah Middle School.

Fernandez and his wife, Tonya, live in Tampa with their daughters, Sydnie, Alex, Taylor, Brianna and Brooke.

JOSE FERNANDEZ YEAR-BY-YEAR

Year	School	Overall	Conf.	Postseason
2000-01	USF	4-24	1-15	-
2001-02	USF	14-13	4-10	-
2002-03	USF	7-20	2-12	-
2003-04	USF	14-15	7-7	WNIT First Round
2004-05	USF	21-11	9-5	WNIT Second Round
2005-06	USF	19-12	9-7	NCAA First Round
2006-07	USF	21-12	9-7	WNIT Second Round
2007-08	USF	16-16	5-11	WNIT First Round
2008-09	USF	27-10	8-8	WNIT Champions
2009-10	USF	15-16	6-10	WNIT First Round
2010-11	USF	12-19	3-13	-
2011-12	USF	19-16	8-8	WNIT Third Round
2012-13	USF	22-11	9-7	NCAA Second Round
2013-14	USF	23-13	13-5	WNIT Semifinals
2014-15	USF	27-8	15-3	NCAA Second Round
2015-16	USF	24-10	14-4	NCAA Second Round
2016-17	USF	24-9	11-5	NCAA First Round
2017-18	USF	26-8	13-3	NCAA First Round
2018-19	USF	19-16	7-9	WNIT Second Round
2019-20	USF	19-12	10-6	No postseason due to COVID
2020-21	USF	19-4	13-2	NCAA Second Round
2021-22	USF	2-1	0-0	-
Totals	22nd Season	394-277	175-157	



JOSE FERNANDEZ HEAD COACHING BREAKDOWN

Year	Overall	Home	Road	Neutral	Conf.	Postseason
2000-01	4-24	4-13	0-11	0-0	1-15	-
2001-02	14-13	9-6	5-7	0-0	4-10	-
2002-03	7-20	7-8	0-12	0-0	2-12	-
2003-04	14-15	9-6	5-8	0-1	7-7	0-2 (C-USA, WNIT)
2004-05	21-11	13-2	7-8	1-1	9-5	2-2 (C-USA, WNIT)
2005-06	19-12	12-3	5-7	2-2	9-7	0-2 (BIG EAST, NCAA)
2006-07	21-12	15-3	4-8	2-1	9-7	2-2 (BIG EAST, WNIT)
2007-08	16-16	11-7	3-8	2-1	5-11	1-2 (BIG EAST, WNIT)
2008-09	27-10	16-6	9-3	2-1	8-8	6-1 (BIG EAST, WNIT)
2009-10	15-16	9-8	5-7	1-1	6-10	0-2 (BIG EAST, WNIT)
2010-11	12-19	8-7	2-10	2-2	3-13	-
2011-12	19-16	11-3	4-7	4-6	8-8	3-2 (BIG EAST, WNIT)
2012-13	22-11	11-5	9-3	2-3	9-7	2-2 (BIG EAST, NCAA)
2013-14	23-13	13-8	9-5	1-0	13-5	5-2 (AAC, WNIT)
2014-15	27-8	13-3	9-3	5-2	15-3	3-2 (AAC, NCAA)
2015-16	24-10	15-1	6-6	3-3	14-4	3-2 (AAC, NCAA)
2016-17	24-9	10-4	8-2	6-3	11-5	2-2 (AAC, NCAA)
2017-18	26-8	13-1	8-3	5-4	13-3	2-2 (AAC, NCAA)
2018-19	19-16	11-5	5-6	3-5	7-9	3-2 (AAC, WNIT)
2019-20	19-13	14-2	4-6	1-5	10-6	1-1 (AAC)
2020-21	19-3	10-1	5-2	4-0	13-2*	3-1 (AAC, NCAA)
2021-21	2-1	2-0	0-1	0-0	0-0	-



TALE OF THE TAPE

THE SYRACUSE SERIES

Series Record	USF leads, 6-5
USF at home	USF leads, 4-2
USF at Syracuse	Syracuse leads, 3-2
USF at neutral site	0-0
First meeting	Nov. 26, 1989 (Syracuse W, 74-55)
Last meeting	Feb. 23, 2013 (USF W, 68-66)
Last USF win	Feb. 23, 2013 (68-66)
Last Syracuse win	Feb. 4, 2012 (76-61)
Current streak	USF, one win

STATISTICAL COMPARISON

USF		SU
2-1	Overall	2-1
35.9	Field Goal%	40.8
31.5	3-Pt. Field Goal%	28.4
69.0	Free Throw%	78.6
331.4	Oppt. Field Goal%	38.8
24.6	Oppt. 3-Pt. Field Goal%	29.2
55.8	Oppt. Free Throw%	75.7
39.7	Rebounding Avg.	42.7
-2.0	Rebounding Margin	2.7
13.3	Assists/Gm.	16.0
13.0	Turnovers/Gm.	20.3
1.7	Blocks/Gm.	2.3
8.3	Steals/Gm.	13.7
61.3	Points/Gm.	74.0
48.3	Points Allowed/Gm.	62.7

USF CAREER STATS VS. SYRACUSE

No.	Name	G	Ppg	Rpg	Apq
0	Betancourt	0	0.0	0.0	0.0
1	Alvarez	0	0.0	0.0	0.0
2	Lazic	0	0.0	0.0	0.0
3	Harvey	0	0.0	0.0	0.0
4	Pinzan	0	0.0	0.0	0.0
5	Tsineke	0	0.0	0.0	0.0
11	Williams	0	0.0	0.0	0.0
12	Bermejo	0	0.0	0.0	0.0
13	Guerreiro	0	0.0	0.0	0.0
20	Mununga	0	0.0	0.0	0.0
21	Leverett	0	0.0	0.0	0.0
22	Wilson	0	0.0	0.0	0.0
24	Weary	0	0.0	0.0	0.0
32	Fankam Mendjiadeu	0	0.0	0.0	0.0

BULLS' CAREER STARTS & GAMES PLAYED

No.	Name	18-19	19-20	20-21	21-22	Tot	GP
0	Betancourt	-	-	-	-	-	-
1	Alvarez	-	8	1	-	9	39
2	Lazic	-	0	2	-	2	19
3	Harvey	24	16	23	3	66	80
4	Pinzan	15	24	23	3	65	84
5	Tsineke	-	22	17	2	41	50
11	Williams	-	-	-	-	-	2
12	Bermejo	-	1	1	-	2	45
13	Guerreiro	-	-	9	-	0	12
20	Mununga	-	27	23	3	53	55
21	Leverett^	24	12	22	3	61	119
22	Wilson	-	30*	19*	1	50	53
24	Weary	-	-	-	-	-	1
32	F. Mendjiadeu	-	31	18	-	49	53

* Starts occurred while at Memphis | ^ Had no starts during 17-18 in 27 GP

TICKET INFORMATION

■ USF Athletics announced that it is returning to full capacity for the 2021-22 season, presented by Tampa General Hospital, in the Yuengling Center for women's and men's basketball ... Face masks are not required but are recommended ... Season tickets are on sale now in addition to a limited number of court side seats ... For ticket questions or to purchase tickets, fans are encouraged to visit USFBullsTix.com or call 1-800-GoBulls to purchase their season tickets.

UP NEXT FOR USF

■ Following the meeting with the Orange on day one of the Battle 4 Atlantis, the Bulls will face either former BIG EAST and American Athletic Conference foe UConn, before closing out the inaugural event on Nov. 22 against one of four teams; South Carolina, Oklahoma, Oregon, or Buffalo.

■ South Florida closes out its stay in the Bahamas against defending national champion Stanford on Nov. 26 in the Baha Mar Pink Flamingo Championship ... Tipoff against the Cardinal, on Black Friday, is slated for noon.

■ The Bulls close out their seven-game road stretch at UT Arlington on Dec. 2 at 7 p.m. ET, and then at defending Atlantic 10 champion VCU on Dec. 12 at 1 p.m.

A LOOK AT SYRACUSE

■ Syracuse comes into the Battle 4 Atlantis with a 2-1 record following its 79-60 win over Morgan State on Wednesday night ... Teisha Hyman led four players in double figures with a game-high 23 points, while Christianna Carr added 17 points and a game-high 15 rebounds ... Alaysia Styles and Naje Murray rounded out the double-figure scorers, netting 12 and 10 points, respectively.

■ Hyman and Styles lead the Orange in scoring, averaging 14.0 and 11.3 points per game, respectively Christianna Carr and Chrislyn Carr are third and fourth in scoring, netting 11.0 and 10.3 points per contest ... Hyman also leads the team on the glass, grabbing 7.7 rebounds per game.

THE SERIES AGAINST THE ORANGE

■ Saturday's game marks the 12th meeting between South Florida and Syracuse, who were BIG EAST Conference foes from the 2005-06 season through the 2012-13 campaign ... The Bulls currently hold a slight 6-5 edge in the all-time series.

■ Despite winning four of the last six games against the Orange, Syracuse has taken two of the last three meetings.

USF all-time against Syracuse

11/26/89	A	L	74-55
12/29/89	H	L	76-70
1/18/06	H	W	73-55
1/28/07	A	W	78-61
1/12/08	H	L	67-60
3/8/08	H	W	68-67 (ot)
2/8/09	A	W	88-79
1/16/10	H	W	73-64
1/29/11	A	L	78-57
2/4/12	A	L	76-61
2/23/13	H	W	68-66

LOOKING A DAY AHEAD

■ On day two of the Battle 4 Atlantis, South Florida will face either former BIG EAST and American Athletic Conference foe UConn, or Minnesota on Sunday at 12 or 5 p.m.

USF WOMEN'S BASKETBALL CELEBRATES 50 YEARS



USF women's basketball is celebrating its 50th anniversary season. Throughout the season, the Bulls will salute the program's legacy with tributes to their 16 postseason teams - including - seven NCAA Tournament teams, and 67 all-conference players, along with special game promotions. On Nov. 11, South Florida honored its fourth player, raising USF great, and WNBA All-Star, Courtney Williams' jersey into the rafters, two nights prior to being inducted into the USF Athletics Hall of Fame.

USF WEEKLY MEDIA PLANNER

MON. 15	TUE. 16	WED. 17	THURS. 18	FRI. 19	SAT. 20	SUN. 21
at Tennessee 6:30 p.m.	Off	Drive to Miami	Depart for Bahamas	Practice 1-3 p.m.	at Battle 4 Atlantis vs. Syracuse 2:30 p.m.	at Battle 4 Atlantis vs. UConn/ Minnesota 12 or 5 p.m.
Return to Tampa		Practice TBA				

■ A date with the Huskies would be the first meeting between the two schools since the 2019-20 season, UConn's last in The American ... The Huskies hold a 32-0 lead in the all-time series.

■ The Bulls and Huskies last met in the American Athletic Conference semifinals in Uncasville, Conn. on March 8, 2020, South Florida's final game before the NCAA shut down the season due to Covid-19.

USF all-time against UConn

12/28/02	H	L	72-56
12/1/04	A	L	75-65 (OT)
1/24/06	A	L	77-47
2/20/07	H	L	81-67
3/4/07	A	L	74-54
1/30/08	A	L	71-48
1/6/09	H	L	83-37
3/8/09	A	L	79-42
1/4/10	A	L	84-42
12/2/10	H	L	80-54
1/28/12	A	L	77-62
3/2/13	H	L	85-51
1/26/14	A	L	81-53
2/16/14	H	L	63-38
1/18/15	A	L	92-50
3/2/15	H	L	88-65
3/9/15	N	L	84-70
1/10/16	H	L	75-59
2/29/16	A	L	79-59
3/7/16	N	L	77-51
1/10/17	A	L	37-102
2/27/17	H	L	68-96
3/6/17	N	L	44-100
1/6/18	H	L	49-100
2/26/18	A	L	53-82
3/6/18	N	L	54-70
1/13/19	A	L	63-46
3/4/19	H	L	57-47
3/10/19	N	L	81-45
2/16/20	H	L	47-67
3/2/20	A	L	39-80
3/8/20	N	L	38-79

■ Should the Bulls and Minnesota meet on day two, it would mark the fourth meeting all-time, with the Golden Gophers holding a slight 2-1 edge in the series ... The two teams have not met since Nov. 13, 2011 in the WBI Tipoff Tournament.

USF all-time against Minnesota

12/17/91	H	L	76-61
12/16/98	H	L	68-64 (ot)
11/13/11	N	W	60-52

LAST TIME OUT

■ Elena Tsineke scored 13 points and Elisa Pinzan added 11 points to lead No. 23 South Florida, but No. 16-ranked Tennessee proved too much to down the stretch as the Lady Vols handed the Bulls their first loss of the season, 52-49, Monday night ... Sydny Harvey chipped in with nine points ... Bethy Mununga grabbed a game-high 13 rebounds.

■ The Bulls trailed for most of the first half until Cristina Bermejo drained her first three of the season with just over three minutes left in the half to put the Bulls up, 19-18 ... South Florida then closed the half on an 8-2 run to take a 27-20 lead into the locker room at the break ... The Bulls trailed Tennessee 12-9 at the end of the first quarter, however, outscored the Lady Vols, 18-8 in the second behind 50 percent shooting (6-for-12) from the field and a blistering 83.3 percent (5-for-6) from behind the arc.

■ South Florida then turned the tides in the second stanza, leading most of the final two quarters until the Lady Vols went back on top, 47-46, with just over 90 seconds left, but Pinzan drained a deep three with 45 ticks left on the clock to put the Bulls back on top, 49-47 ... Jordan Horston, however, scored the final five points of the contest to put the game away ... The Green and Gold were outscored in the final 10 minutes, 14-5.

JUST FOR STARTERS

■ USF improved to 33-17 all-time in season openers with its win over UTRGV on Nov. 9, as it began its 50th year of competition ... The Bulls have won eight straight season openers, are 10-3 in their last 13 and 18-5 in lid lifters over the past 23 years.

■ Head coach Jose Fernandez is 17-5 all-time in season openers since he started patrolling the sidelines for the Bulls during the 2000-01 campaign.

■ USF has won its last six straight season opening games at home and seven of their last eight ... The lone set back during that six game home stretch was a 78-70 loss to No. 6/8 Maryland on Nov. 8, 2013.

USF'S RECORD WHEN ...

Leading at halftime	2-1
Trailing at halftime	0-0
Tied at halftime	0-0
Overtime	0-0
USF shoots 50% or better from field	0-0
USF shoots 40-49% from field	1-0
USF shoots under 40% from field	1-1
Opp. shoots 50% or better from field	0-0
Opp. shoots 40-49% from field	0-0
Opp. shoots under 40% from field	2-1
USF outrebounds opponent	1-0
Opp. outrebounds USF	1-1
Tied in rebounds	0-0
USF records 10 or more steals	1-0
USF records 15 or more assists	1-0
USF commits less than 15 turnovers	1-1
USF commits 15 or more turnovers	1-0
USF commits less turnovers than opp.	2-0
USF commits more turnovers than opp.	0-1
USF shoots 70% or better from the line	1-0
USF shoots under 70% from the line	1-1
USF scores 59 points or less	0-1
USF scores between 60-69 points	1-0
USF scores between 70-79 points	1-0
USF scores between 80-89 points	0-0
USF scores between 90-99 points	0-0
USF scores more than 100 points	0-0
Two or less Bulls score in double figures	0-1
Three Bulls score in double figures	2-0
Four or more Bulls score in double figures	0-0
USF plays at Yuengling Center	2-0
USF plays on the road	0-1
USF plays at a neutral site	0-0
Playing in November	2-1
Playing in December	0-0
Playing in January	0-0
Playing in February	0-0
Playing in March	0-0
Playing on Saturday	0-0
Playing on Sunday	0-0
Playing on Monday	0-1
Playing on Tuesday	1-0
Playing on Wednesday	0-0
Playing on Thursday	1-0
Playing on Friday	0-0
Playing during the afternoon	0-0
Playing during the evening	2-1
Games decided by three points or less	0-1
Games decided by four to 10 points	1-0
Games decided by 11-20 points	0-0
Games decided by more than 20 points	1-0

SCORING MARGINS

Points: Margin of victory										
1	2	3	4	5	6	7	8	9	10+	
-	-	-	-	-	-	1	-	-	1	

Points: Margin of defeat										
1	2	3	4	5	6	7	8	9	10+	
-	-	1	-	-	-	-	-	-	-	

2020-21 USF STARTING LINEUPS

Guard/Wing	Guard	Guard	Forward	Forward	W-L
Tsineke	Pinzan	Harvey	Mununga	Leverett	1-1
Wilson	Pinzan	Harvey	Mununga	Leverett	1-0

A LOOK AT THE AMERICAN

AMERICAN ATHLETIC CONFERENCE STANDINGS (THRU 11/18)

	AAC	Pct.	Over.	Pct.
Tulane	0-0	.000	3-0	1.000
Tulsa	0-0	.000	3-0	1.000
Wichita State	0-0	.000	3-0	1.000
Cincinnati	0-0	.000	2-1	.667
Memphis	0-0	.000	2-1	.667
SMU	0-0	.000	2-1	.667
South Florida	0-0	.000	2-1	.667
UCF	0-0	.000	2-1	.667
East Carolina	0-0	.000	2-2	.500
Houston	0-0	.000	1-2	.333
Temple	0-0	.000	1-2	.333

PRESEASON POLL

1. South Florida (10)	7. East Carolina
2. Central Florida (1)	8. Wichita State
3. Houston	9. Tulsa
4. Tulane	10. SMU
5. Temple	11. Memphis
6. Cincinnati	

AMERICAN ATHLETIC CONFERENCE SCHEDULE

November 20

South Florida vs. Syracuse	2:30 p.m.
Wichita State at Northern Iowa	12 p.m.
Bucknell at Temple	2 p.m.
Florida A&M at Memphis	3 p.m.
South Alabama at Tulane	5 p.m.
New Mexico at Houston	5 p.m.

November 21

Belmont at Central Florida	2 p.m.
Tulsa at Oral Roberts	3 p.m.
East Carolina at Wake Forest	6 p.m.

November 22

SMU at Arkansas	8 p.m.
-----------------	--------

November 23

Coppin State at East Carolina	6 p.m.
Western Carolina at Cincinnati	6 p.m.
Princeton at Temple	7 p.m.
Prairie View A&M at Wichita State	7 p.m.
Memphis at Liberty	7 p.m.
Tulane at LSU	7 p.m.

November 25

Arizona State at Houston	1:30 p.m.
USC at UCF	9 p.m.
SMU at Seattle	9 p.m.

November 26

Stanford at South Florida	12 p.m.
Tulsa at Florida Atlantic	12 p.m.

USF TABBED FIRST IN PRESEASON AAC POLL

■ For the second straight year South Florida has been picked to finish atop the American Athletic Conference this season in the league's preseason coaches poll (Complete poll in the "A Look At The American" section on page 8) ... It marks the second time in program history that the Bulls have been selected first in a preseason conference poll

■ The Bulls earned the top spot with 100 total points and 10 of the 11 first-place votes ... Central Florida (91) was picked to finish second and Houston (77) third, while Tulane (72) and Temple (69) round out the top five teams in the preseason poll ... Cincinnati (44), East Carolina (38), and Wichita State (36) were slotted sixth through eighth, respectively, with Tulsa (32), SMU (26), and Memphis (20) rounding out the bottom three teams ... South Florida (10) and Central Florida (1) were the only two schools to earn first-place votes.

■ During the first eight years of The American, the Bulls were picked second five times (2014-15, 2015-16, 2017-18, 2018-19, 2019-20), behind previous AAC member, UConn, which was selected first all seven seasons ... USF was tabbed third in 2013-14 and 2016-17.

400 ON THE HORIZON FOR FERNANDEZ

■ Jose Fernandez enters the season – his 22nd as a head coach – within reach of a milestone victory ... Fernandez boasts a 393-277 career coaching record on the sidelines with the Bulls, just seven wins shy of his 400th career win ... Fernandez won his 350th game on Feb. 23, 2019, when the Bulls defeated Wichita State in the Yuengling Center, 55-46.

■ Coming into the season, only 141 coaches - with a minimum of 10 years in Division I - have reached the 400 win marker.

FERNANDEZ AMONG THE AMERICAN'S ELITE

■ Fernandez also comes into the season as one of the elite coaches in the history of The American ... Entering his 22nd season, the Miami native is sec-

MISCELLANEOUS USF STATISTICS

Double Figure Scorers

Elena Tsineke	2
Sydni Harvey	2
Dulcy Fankam Mendjiadeu	2

Double-Doubles

-

Games Leading (Sharing) Scoring Honors

Elena Tsineke	2
Sydni Harvey	1

Games Leading (Sharing) Rebounding Honors

Bethy Mununga	3
---------------	---

and all-time in overall wins – only trailing UConn head coach Geno Auriemma (252) – while coaching in the AAC with 183 victories, and is fifth all-time in winning percentage (69.0 percent, 183-82); and third among head coaches with 100 or more games coached in the conference.

■ In addition, coming into 2021-22 in career American Athletic Conference league games, Fernandez is second all-time in conference wins with 96, and fourth in conference winning percentage (72.2 percent, 96-37); second with over 100 games coached in The American.

MILESTONE WATCH

■ In addition to Jose Fernandez climbing towards the 400 career win plateau, several players on the roster are also within reach of career milestones.

Upcoming milestones ...

Shae Leverett	689 rebounds (11 rbs. from 700)
Elisa Pinzan	384 assists (16 asts. from 400)
Sydni Harvey	947 points (53 pts. from 1,000)
Bethy Mununga	625 rebounds (75 rbs. from 700)

FIVE NAMED TO PRESEASON ALL-AAC TEAM

■ In addition to South Florida being picked first in The American preseason poll, the Bulls had five players named to the preseason All-Conference team ... Elena Tsineke, Bethy Mununga, and Dul-

USF'S LARGEST IN 2020-21

Lead	42 vs. Alabama State (63-21)
Deficit	6 at Tennessee (12-6)
Margin of victory	35 vs. Alabama State (72-35)
Margin of defeat	3 at Tennessee (52-49)
Halftime lead	25 vs. Alabama State (39-14)
Halftime deficit	-
Deficit in win	-
Halftime deficit in win	-
Lead in loss	9 at Tennessee (27-18)
Halftime lead in loss	7 at Tennessee (27-20)

USF: HOME, ROAD & NEUTRAL

Category	Home	Road	Neutral
Record	2-0	0-1	0-0
Field Goal%	39.7	28.6	0.0
3-Pt. Field Goal%	30.0	34.8	0.0
Free Throw%	70.6	62.5	0.0
Oppt. Field Goal%	30.1	33.3	0.0
Oppt. 3-Pt. Field Goal%	31.3	0.0	0.0
Oppt. Free Throw%	64.0	44.4	0.0
Rebounding Avg.	38.5	42.0	0.0
Rebounding Margin	0.0	-6.0	0.0
Assists/Gm.	16.0	8.0	0.0
Turnovers/Gm.	12.5	14.0	0.0
Blocks/Gm.	2.5	0.0	0.0
Steals/Gm.	11.0	3.0	0.0
Points/Gm.	67.5	49.0	0.0
Points Allowed/Gm.	46.5	52.0	0.0



cy Fankam Mendjiadeu were named First Team All-Conference, while Sydny Harvey and Elisa Pinzan were tabbed Second Team selections.

■ Tsineke, the Bulls' top returning scorer, was named to the American Athletic Conference All-Conference First Team after averaging a team-high 13.6 points per game – good enough for eighth in The American – 2.2 rebounds per game, and 1.8 assists per outing ... She was also selected to the AAC All-Tournament Team, averaging 13.3 points per contest in the three games.

■ One of the top power forwards in the nation, Mununga was an American Athletic Conference First Team All-Conference selection and was named to The American All-Tournament Team, averaging 16.3 rebounds per game in the three AAC tourney games ... She also grabbed a tournament record 49 rebounds ... Mununga was just shy of averaging a double-double for the season, netting 9.7 points per game, good enough for fourth on the team, and 12.9 rebounds per outing ... Her rebound-per-game average was tops in The American and third in the nation, while her total rebounds (297) were first in the AAC and 10th in the nation.

■ Fankam Mendjiadeu played the last two seasons at American Athletic Conference foe Memphis and was a Second Team all-conference selection in 2020-21 ... She finished the season seventh in The American in scoring (14.1 ppg.) and second in rebounding (10.6 rpg.), making her the only player in the conference to average a double-double ... In addition, she was second in the league in blocked shots, averaging 1.6 rejections per outing, and was third in the conference in field goal percentage, shooting 47.6 percent (107-for-225).

GETTING SOCIAL WITH THE BULLS

■ Fans are encouraged to follow @USFWBB on Twitter, and "Like" USF women's basketball on Facebook (www.facebook.com/USFwomensbasketball) for the latest Bulls' basketball news ... Follow all of USF's athletic teams on Twitter (@USFAthletics), Facebook (facebook.com/USFAthletics), YouTube (BullsVision), and Instagram (USFAthletics).



■ Harvey was named the AAC Tournament Most Outstanding Player and selected to the All-Tournament Team, and was also named to The American All-Conference Third Team ... She averaged 11.7 points per contest on the year and 11.6 points per outing in conference games ... Harvey finished her junior campaign with 903 career points and is on the cusp of becoming the 25th player in program history to reach the 1,000-point plateau ... She led the Bulls in three-point field goals made with 43, which was also tied for the fourth-most in the conference, and her 1.9 treys made per game was seventh in the AAC.

■ One of the top point guards in the nation during the 2020-21 campaign, Pinzan was named the American Athletic Conference Most Improved Player and was chosen to The American All-Conference Second Team ... She was third on the team in scoring, averaging 10.3 points per game, and grabbed 3.3 rebounds per contest, tied for third on the team ... Pinzan made her name as an elite distributor and protector of the ball ... She led The American, and was seventh in the nation, in assists per game (6.5) and assist/turnover ratio (3.04), and was tops in the AAC, and 10th in the nation, in total assists (149).

MUNUNGA NAMED TO KATRINA MCCLAIN AWARD WATCH LIST

■ Bethy Mununga has been chosen as one of 20 watch list candidates for the 2022 Katrina McClain Award, given by the Naismith Memorial Basketball Hall of Fame and the Women's Basketball Coaches Association (WBCA) to the player recognized as the top power forward in women's NCAA Division I college basketball ... Mununga is the lone representative of the American Athletic Conference.

TOP 25 RANKINGS

ASSOCIATED PRESS (Nov. 15)

1.	South Carolina	2-0
2.	UConn	1-0
3.	Maryland	3-0
4.	Indiana	2-0
5.	NC State	3-1
6.	Baylor	3-0
7.	Stanford	1-1
8.	Iowa	3-0
9.	Oregon	2-0
10.	Louisville	0-1
11.	Arizona	3-0
12.	Texas	2-0
13.	Michigan	2-0
14.	Iowa State	2-0
15.	Oregon St.	1-0
16.	Tennessee	3-0
17.	Florida State	2-0
18.	Georgia Tech	3-0
19.	Kentucky	2-1
20.	UCLA	1-0
21.	Ohio St.	2-0
22.	West Virginia	0-0
23.	SOUTH FLORIDA	2-1
24.	Texas A&M	3-0
25.	Virginia Tech	3-0

Also Receiving Votes: Florida Gulf Coast 56; Georgia 50; Michigan St. 17; Missouri St. 14; Washington St. 10; Notre Dame 8; Arkansas 6; Colorado 5; Oklahoma 4; DePaul 4.

USA TODAY/WBCA COACHES POLL (Preseason)

1.	South Carolina	0-0
2.	Stanford	0-0
3.	Connecticut	0-0
4.	NC State	0-0
5.	Maryland	0-0
6.	Louisville	0-0
7.	Indiana	0-0
8.	Baylor	0-0
9.	Oregon	0-0
10.	Michigan	0-0
11.	Iowa	0-0
12.	Tennessee	0-0
13.	Kentucky	0-0
14.	UCLA	0-0
15.	Arizona	0-0
16.	Iowa State	0-0
17.	Texas A&M	0-0
18.	Oregon St.	0-0
19.	Georgia	0-0
20.	Georgia Tech	0-0
21.	Texas	0-0
22.	SOUTH FLORIDA	0-0
23.	West Virginia	0-0
24.	Florida State	0-0
25.	Ohio St.	0-0

Also Receiving Votes: Missouri St. 112; Gonzaga 59; Virginia Tech 56; Florida Gulf Coast 54; Arkansas 53; Michigan St 28; Rutgers 17; Stephen F. Austin 16; Washington St. 13; South Dakota State 13; Northwestern 13; LSU 13; North Carolina 11; BYU 11; Colorado 8; Central Florida 8; Mississippi 5; DePaul 5; Oklahoma 4; Delaware 4; Belmont 4; South Dakota 3; Notre Dame 3; Houston 2; Virginia 1; Seton Hall 1; IUPUI 1.

Opponents in **Bold**

■ Mununga was an American Athletic Conference First Team All-Conference selection, in 2020-21, and was named to The American All-Tournament Team, averaging 16.3 rebounds per game in the three AAC tourney games ... She also grabbed a tournament record of 49 rebounds ... Mununga was just shy of averaging a double-double for the season, netting 9.7 points per game, good enough for fourth on the team, and 12.9 rebounds per outing ... Her rebound-per-game average was tops in The American and third in the nation, while her total rebounds (297) were first in the AAC and 10th in the nation.

TSINEKE NAMED TO PRESEASON ANN MEYERS-DRYSDALE AWARD WATCH LIST

■ Elena Tsineke has been chosen as one of 20 watch list candidates for the 2022 Ann Meyers-Drysdale Award ... The award is given by the Naismith Memorial Basketball Hall of Fame and the Women's Basketball Coaches Association to the player recognized as the top shooting guard in women's NCAA Division I college basketball.

■ Tsineke is the Bulls' top returning scorer and turned in another marquee season for South Florida, establishing herself as one of the premier players in The American and one of the top young shooting guards in the nation ... She was named to The American All-Conference First Team at the conclusion of the 2020-21 campaign after averaging a team-high 13.6 points per game – good enough for eighth in the conference – 2.2 rebounds per game, and 1.8 assists per outing ... She was also selected to the AAC All-Tournament Team, averaging 13.3 points per contest in the three games.

A MURDER'S ROW OF THE NATION'S BEST

■ Once again, USF will play its usual demanding non-conference schedule, only this year, head coach Jose Fernandez may have outdone himself not only by putting together one of the best nonconference slates in program history but one that will most certainly be looked at as one of the best in the nation.

■ The Bulls will begin a five-game stretch – that will include four games in The Bahamas – when they travel to Knoxville to face Tennessee on Nov. 15 in the AAC/SEC Challenge ... USF then heads to Paradise Island, The Bahamas for the inaugural Battle 4 Atlantis, Nov. 20-22 at the Atlantis Paradise Island Hotel ... Other teams participating are Buffalo, UConn, Minnesota, Oklahoma, Oregon, South Carolina, and Syracuse ... The Bulls will close

out the five-game stretch on Nov. 26 when they travel 20 miles up the road to Nassau to take on defending National Champion Stanford in the Pink Flamingo Championship at the Baha Mar Convention Center.

■ Depending on matchups and outcomes in the Battle 4 Atlantis, USF could find itself set up to play three of the four teams that advanced to the Final Four last year in San Antonio, Texas, with UConn and South Carolina as potential opponents before it meets Stanford.

■ USF also travels across the Sunshine State to the West Palm Invitational in West Palm Beach, Fla. where it will butt heads with West Virginia (NCAA Second Round) and Texas Tech, Dec. 20-21.

HOME, SWEET HOME

■ To say that the Bulls have defended their home court over the last five-plus seasons is an understatement ... Through Nov. 11 against Alabama State, USF boasts a dominating 87-16 record at the Yuengling Center since the 2014-15 season ... The Green and Gold has dropped just one game in three of the six seasons, coming last season in 2020-21 (10-1) during the their COVID-shortened campaign, and the 2017-18 (13-1) and 2015-16 (15-1) seasons ... The Bulls posted a 14-2 slate in 2019-20.

■ USF has also proven to be one of the elite teams in The American, and to do that you need to win games at home ... The Bulls are 44-13 in AAC games at home, and were 29-5 prior to the 2018-19 season.

■ Games at the Yuengling Center are no vacation for nonconference foes when they come to Tampa ... Over the last seven-plus seasons, the Bulls have posted a 42-3 record in nonconference games at home ... Through Nov. 11, USF has won 39 of its last 41 games, with the only losses coming to defending 2019 National Champion Baylor, 67-62, during the 2020-21 campaign, and Louisville, 66-52, during the 2016-17 season.

■ During the last seven years, the likes of Baylor, Mississippi State, Oklahoma, LSU, Louisville, Penn State, Oklahoma State, St. John's and Texas have visited USF for nonconference matchups.

PRIMED FOR THE POSTSEASON

■ Entering the 2021-22 campaign, USF has made 16 postseason tournament appearances and has had seven

NCAA Tournament berths in head coach Jose Fernandez's 21 seasons ... The all-time winningest coach in program history, Fernandez has guided USF to nine 20-win seasons, two WNIT Final Four appearances, the 2009 WNIT championship, and just under 400 wins entering the 2021-22 campaign.

■ Boasting a 19-13 record through the end of The American Tournament in 2019-20, the Bulls were poised to make their 16th postseason appearance before the NCAA shut the season down due to the COVID-19.

THE BULLS IN THE AAC WITHOUT UCONN

■ USF enters its eighth season in the American Athletic Conference and up until the 2020-21 campaign, they had the pleasure of facing UConn upwards of three times in a season, which skewed the Bulls' record in conference play ... Below is USF's records against **current** AAC members overall, during the 2018-21 seasons, including conference tournament play.

■ The 11 losses during the 2018-20 campaigns came when both rosters were riddled by injury.

USF's record in the AAC excluding UConn

Team	Over.	18-20	20-21
Memphis	11-3*	2-1	2-0*
Cincinnati	13-3	2-3	2-0
Tulsa	9-0	2-0	2-0
East Carolina	10-1	2-0	1-0
Wichita State	3-1	2-0	2-0
Houston	10-2	3-1	1-1
Tulane	17-0	6-0	3-0
Temple	14-3	2-1	1-0
UCF	9-5	0-4	2-1
SMU	11-1	2-1	0-0
Totals	103-19	23-11	16-2

* Includes a forfeit win over Memphis in 2020-21.

MOVING TOWARDS 400 DIMES FOR ELISA

■ On Jan. 13, 2021, at Tulane, Elisa Pinzan became the 12th player in program history to dish out 300 career assists, handing out seven against the Green Wave ... She finished with game with 303 for her career ... As we start the 2021-22 campaign, Pinzan is moving towards another milestone - 400 career assists ... She currently has 384 career assists, sixth on the school's all-time list, surpassing Shaletia Stringfield (2011-12, 13-16) against

2021-22 USF HONORS

Dulcy Fankam Mendjiadeu

■ Preseason AAC All-Conference First Team

Sydni Harvey

■ AAC Weekly Honor Roll (Nov. 15)
■ Preseason AAC All-Conference Second Team

Bethy Mununga

■ Preseason Katrina McClain Award Watch List
■ Preseason AAC All-Conference First Team

Elisa Pinzan

■ Preseason AAC All-Conference Second Team

Elena Tsineke

■ Preseason Ann Meyers-Drysdale Award Watch List
■ Preseason AAC All-Conference First Team

Alabama State on Nov. 11 ... She is three handouts shy of tying Jackie Eisenhower (1988-91) for fifth, and five from equaling Jenny Koeppel (1994-97) in fourth ... Pinzan would be just the fourth player in program history to reach the 400 assist marker.

USF career assist leaders

1. Shantia Grace (2005-09)	610
2. Laia Flories (2014-2018)	519
3. Renee Bellamy (1991-94)	429
4. Jenny Koeppel (1994-97)	389
5. Jackie Eisenhower (1988-91)	387
6. Elisia Pinzan (2018-present)	384
7. Shaethia Stringfield (2011-12, 13-16)	379
8. Dione Smith (1998-00, 02)	366
9. Anedra Gilmore (2003-05)	365

MOVIN' ON UP TOWARDS 700

■ With her first rebound of the night against Cincinnati, on Feb. 17, 2021, Shae Leverett reached the 600-rebound plateau for her career ... Currently Leverett has 689 rebounds for her career and is in sole possession of 12th on th schools all-time rebounding list.

USF career rebounding leaders


1. Alisia Jenkins (2012-16)	1,284
2. Wanda Guyton (1985, 87-89)	1,077
3. Courtney Williams (2012-16)	931
4. Mary Klinewski (1982-85)	909
5. Tamara Henshaw (2016-20)	895
6. Maria Jespersen (2014-18)	891
7. Jessica Lawson (2007-10)	863
8. Nalini Miller (2003-07)	823
9. Keira Rozier (1992-95)	770
10. Jessica Dickson (2003-07)	746
11. Ezira Parsons (2001-06)	729
12. Shae Leverett (2016-present)	689
13. Joyce Lewis (1981-83)	658
14. Renee Bellamy (1991-94)	650
15. Kristi Poore (1990-93)	630
16. Bethy Mununga (2019-present)	625

AND 600 BOARDS FOR BETHY

■ With her 18 rebounds in the season-opener against UTRGV on Nov. 9, Bethy Mununga recorded a pretty impressive milestone for someone that has only played in 53 career games to that point ... Mununga grabbed her 600th

career rebound against the Vaqueros ... She currently sits with 625 career rebounds for her career, after her 13 boards at Tennessee on Nov. 15, good enough for a career 11.4 per game average ... She overtook Akila McDonald (617, 2010-14) for 16th all-time on the schools career rebounding list (listed above).

NCAA SELECTS TAMPA BAY TO HOST FOUR SIGNATURE D-I EVENTS; WOMEN'S FINAL FOUR MAKES FOURTH STOP IN TAMPA



■ On Wednesday, Oct. 14, 2020, the National Collegiate Athletic Association (NCAA) announced that Tampa Bay has been selected as the host site of four major NCAA Championships, which includes the 2023 Division I Men's Frozen Four, 2023 Division I Women's Volleyball Championship, 2025 NCAA Division I Women's Final Four and 2026 NCAA Division I Men's Basketball First and Second Rounds.

In 2023, Tampa Bay will have the unique opportunity to host the Men's Frozen Four and Women's Volleyball Championship in the same calendar year, both at Amalie Arena. This marks Tampa Bay's third time hosting the Men's Frozen Four (2012, 2016) and second time hosting the Women's Volleyball Championship (2009).

In 2025, Tampa Bay will welcome the Women's Final Four back for a record fourth time. Tampa Bay has welcomed more fans in Women's Final Four history than any other city, with a combined 123,039 fans attending in 2008, 2015 and 2019. In 2019, sellout crowds in Amalie Arena totaled 40,189 fans as the Baylor Lady Bears claimed the national championship.


- ✓ 2023 NCAA Division I Men's Frozen Four (University of Wisconsin, host)
- ✓ 2023 NCAA Division I Women's Volleyball Championship (USF, host)
- ✓ 2025 NCAA Division I Women's Final Four (USF, host)
- ✓ 2026 NCAA Division I Men's Basketball First and Second Rounds (USF, host)



GAMEDAY. EVERY DAY.

USF TV/RADIO PHOTO ROSTER

0



**Odeth
BETANCOURT**

F | 6-2 | So.
Cristobal, Venezuela

1



**Maria
ALVAREZ**

G | 5-7 | So.
Bal Harbour, Fla.

2



**Mihaela
LAZIC**

PG | 5-6 | R-Fr.
Slavonski Brod, Croatia

3



**Sydny
HARVEY**

G | 5-10 | Jr.
Nashville, Tenn.

4



**Elisa
PINZAN**

PG | 5-8 | Jr.
Murano, Italy

5



**Elena
TSINEKE**

G | 5-8 | So.
Thessaloniki, Greece

11



**Patience
WILLIAMS**

F/C | 6-1 | Fr.
Minneapolis, Minn.

12



**Cristina
BERMEJO**

W | 6-1 | So.
Sant Just Desvern, Spain

13



**Sara
GUERREIRO**

G | 5-8 | Fr.
Seixal, Portugal

20



**Bethy
MUNUNGA**

F | 6-0 | Sr.
Zellik, Belgium

21



**Shae
LEVERETT**

C | 6-2 | Post Bacc.
Rincon, Ga.

22



**Aerial
WILSON**

PG | 5-10 | So.
Dundas, Ontario, Canada

24



**Bella
WEARY**

G | 5-10 | Fr.
Jacksonville, Fla.

32



**Dulcy
FANKAM MENDJIADEU**

F | 6-4 | R-Sr.
Nkongsamba, Cameroon

USF ALL-TIME IN OVERTIME

■ **Overtime Games: 28-13**
 ■ **22-8 under Jose Fernandez**

Year	Opponent	W/L	Score
2/21/75	vs. Rollins	W	64-62 (OT)
2/18/78	at Florida State	L	76-84 (OT)
12/3/81	at Youngstown State	W	63-61 (OT)
12/17/83	Florida A&M	W	66-64 (OT)
1/22/84	Alabama State	W	102-96 (3OT)
2/15/84	Florida Southern	L	61-64 (OT)
1/30/93	Virginia Tech	L	83-85 (OT)
2/15/93	at Mercer	L	72-73 (OT)
1/8/94	Charlotte	W	77-69 (OT)
12/4/98	Chattanooga	W	77-76 (OT)
12/16/98	Minnesota	L	64-68 (OT)

12/18/00	Western Kentucky	L	81-84 (OT)
1/28/01	Memphis	L	71-81 (OT)
11/30/02	Bethune-Cookman	W	66-59 (OT)
2/2/04	#18 TCU	W	89-84 (2OT)
2/6/04	at Cincinnati	W	66-64 (OT)
12/1/04	at #8 Connecticut	L	65-75 (OT)
12/7/05	#11 DePaul	W	79-77 (OT)
1/28/06	at #21 Notre Dame	W	68-64 (OT)
12/29/06	at Saint Joseph's	W	80-76 (OT)
1/13/07	Notre Dame	W	87-78 (OT)
11/28/08	vs. Iowa	W	82-79 (OT)
3/8/08	vs Syracuse	W	68-67 (OT)
1/10/09	St. John's	W	81-71 (OT)
3/21/09	F&CU	W	88-81 (OT)
11/13/09	Florida A&M	L	73-68 (OT)

11/28/09	Loyola Marymount	W	77-71 (OT)
12/18/10	UNLV	W	59-54 (OT)
11/12/11	vs. Arkansas	L	65-61 (OT)
11/23/11	vs. Central Michigan	W	86-80 (OT)
1/17/12	DePaul	W	66-63 (OT)
2/27/12	Providence	W	64-56 (OT)
11/13/12	at Clemson	W	75-73 (OT)
1/8/13	Notre Dame	L	75-71 (OT)
3/25/13	vs. California	L	82-79 (OT)
12/21/14	at Penn State	W	90-87 (OT)
1/20/16	at Memphis	L	88-87 (OT)
12/20/17	vs Dayton	W	93-87 (OT)
2/18/18	at UCF	W	77-68 (OT)
12/5/20	#6 Mississippi St.	W	67-63 (OT)
2/17/21	Cincinnati	W	69-65 (OT)

USF VS. RANKED OPPONENTS

■ **Overall vs. Ranked Opponents: 17-91**
 ■ **15-91 under Jose Fernandez**

Date	Opponent	Rank	Score
1/31/94	Southern Miss	24	W, 80-74
2/23/97	Tulane	24	W, 80-71
12/28/02	Connecticut	2	L, 56-72
1/19/03	at DePaul	24	L, 57-63
1/4/04	at Georgia	12	L, 65-92
1/18/04	DePaul	17	L, 74-84
1/31/04	Houston	24	L, 57-62
2/2/04	TCU	18	W, 89-84 (2OT)
11/14/04	at Duke	6	L, 50-82
12/1/04	at Connecticut	8	L, 65-75 (OT)
1/30/05	at DePaul	17	L, 66-74
12/2/05	at North Carolina	7	L, 47-71
12/7/05	DePaul	11	W, 79-77 (OT)
12/10/05	Michigan State	13	L, 66-81
12/30/05	at LSU	3	L, 44-87
1/11/06	Rutgers	10	L, 65-66
1/24/06	at Connecticut	5	L, 47-77
1/28/06	at Notre Dame	21	W, 68-64 (OT)
2/5/06	at St. John's	25	L, 71-78
12/3/06	at Michigan State	20/18	L, 71-79
12/12/06	vs. Vanderbilt	12/12	L, 68-76
1/3/07	LSU	6/6	L, 48-60
1/16/07	Louisville	15/15	W, 74-58
1/20/07	at Pittsburgh	25/RV	L, 48-73
2/20/07	Connecticut	3/3	L, 67-81
2/24/07	at Marquette	19/19	L, 63-75
3/4/07	vs. Connecticut	3/3	L, 54-74
11/15/07	vs. Duke	10/9	L, 52-89
1/5/08	West Virginia	17/16	L, 73-79
1/30/08	at Connecticut	1/1	L, 48-71
2/5/08	DePaul	25/25	W, 78-73
2/16/08	Rutgers	5/4	L, 50-71
2/27/08	at Notre Dame	14/14	L, 49-92
3/9/08	vs. West Virginia	14/18	L, 42-64
11/27/08	vs. California	3/4	L, 55-85

Date	Opponent	Rank	Score
1/06/09	Connecticut	1/1	L, 37-83
1/14/09	Louisville	7/11	L, 60-76
2/17/09	Notre Dame	24/24	L, 79-86
3/08/09	vs. Connecticut	1/1	L, 42-79
1/4/10	at Connecticut	1/1	L, 42-84
1/9/10	Georgetown	RV/25	L, 52-66
1/12/10	at Notre Dame	3/3	L, 64-81
1/16/10	Syracuse	25/25	W, 73-64
2/20/10	West Virginia	9/8	L, 45-54
12/2/10	Connecticut	1/1	L, 54-80
1/11/11	at DePaul	14/21	L, 61-77
1/22/11	at West Virginia	9/9	L, 52-78
2/5/11	Notre Dame	8/8	L, 68-76
2/8/11	at Georgetown	16/16	L, 38-67
2/16/11	St. John's	RV/22	L, 60-80
2/28/11	Georgetown	17/19	W, 60-55
1/7/12	Georgetown	16/16	L, 56-66
1/17/12	DePaul	14/21	W, 66-63 (OT)
1/27/12	at Connecticut	1/1	L, 62-77
2/1/12	West Virginia	9/9	L, 52-55
2/8/12	at St. John's	RV/22	L, 57-67
2/25/12	at Notre Dame	8/8	L, 68-80
3/3/12	vs. DePaul	14/21	L, 62-76
12/16/12	Nebraska	24/24	L, 52-62
1/8/13	Notre Dame	8/8	L, 71-75 (OT)
1/30/13	Louisville	12/12	L, 75-78
2/20/13	at Louisville	11/12	W, 73-62
2/23/13	Syracuse	18/21	W, 68-66
3/2/13	Connecticut	1/1	L, 51-85
3/10/13	vs. Notre Dame	2/2	L, 66-75
3/25/13	vs. California	6/6	L, 78-82 (OT)
11/8/13	Maryland	6/8	L, 70-78
12/14/13	vs. Oklahoma State	14/18	L, 56-75
1/12/14	Louisville	5/5	L, 54-62
1/26/14	at Connecticut	1/1	L, 53-81
2/2/14	at Louisville	5/5	L, 59-79
2/16/14	Connecticut	1/1	L, 38-63
3/9/14	vs. Louisville	3/4	L, 56-60

Date	Opponent	Rank	Score
11/19/14	at Maryland	8/9	L, 67-85
11/29/14	vs. Kentucky	9/10	L, 57-61
1/18/15	at Connecticut	2/2	L, 50-92
3/2/15	Connecticut	1/1	L, 65-88
3/9/15	vs. Connecticut	1/1	L, 70-84
3/23/15	Louisville	8/8	L, 52-60
11/19/15	at Baylor	5/4	L, 63-65
12/30/15	vs. Mississippi State	8/8	L, 58-68
1/10/16	UConn	1/1	L, 59-75
2/15/16	at Louisville	11/12	L, 50-67
2/29/16	at UConn	1/1	L, 59-79
3/7/16	vs. UConn	1/1	L, 51-77
3/19/16	vs. Colorado State	22/22	W, 48-45
3/21/16	at UCLA	10/12	L, 67-72
1/10/17	at UConn	1/1	L, 37-102
1/22/17	Louisville	9/8	L, 52-66
2/19/17	Temple	RV/25	L, 71-77
2/27/17	UConn	1/1	L, 68-96
3/5/17	Temple	25/21	W, 63-58
3/6/17	UConn	1/1	L, 44-100
2/11/18	Ohio State	13/13	W, 84-65
1/13/19	at UConn	3/2	L, 46-63
3/4/19	vs. UConn	2/2	L, 47-57
3/10/19	vs. UConn	2/2	L, 45-81
11/8/19	Texas	15/15	W, 64-57
11/19/19	at Baylor	2/2	L, 46-58
12/19/19	vs. Mississippi State	15/15	L, 61-86
2/16/20	vs. UConn	5/6	L, 47-67
3/2/20	at UConn	5/4	L, 39-80
3/8/20	vs. UConn	5/4	L, 38-79
12/1/20	Baylor	4/4	L, 62-67
12/5/20	Mississippi State	6/7	W, 67-63
3/23/21	vs. NC State	3/3	L, 79-67
11/15/21	at Tennessee	23/12	L, 52-49

USF CAREER HIGHS

0 - ODETH BETANCOURT

Points	-
Rebounds	-
Field Goals Made	-
Field Goals Attempted	-
Three-Point Field Goals Made	-
Three-Point Field Goals Attempted	-
Free Throws Made	-
Free Throws Attempted	-
Assists	-
Steals	-
Blocks	-
Minutes	-

1 - MARIA ALVAREZ

Points	23 vs. Houston (1/9/21)
Rebounds	6, 2X, last at UNLV (12/21/19)
Field Goals Made	7, 2X, last vs. Houston (1/9/21)
Field Goals Attempted	14 vs. Notre Dame (11/30/19)
Three-Point Field Goals Made	6, 2X, last vs. Houston (1/9/21)
Three-Point Field Goals Attempted	13 vs. Notre Dame (11/30/19)
Free Throws Made	4, 2X, last vs. East Carolina (1/2/20)
Free Throws Attempted	4, 5X, last vs. East Carolina (1/2/20)
Assists	6, 2X, last vs. Mississippi State (12/19/19)
Steals	3 at Tulane (1/13/21)
Blocks	0
Minutes	37 vs. Idaho (12/15/19)

2 - MIHAELA LAZIC

Points	10 vs. Tulsa (2/13/21)
Rebounds	3 vs. Stetson (12/13/20)
Field Goals Made	4 vs. Tulsa (2/13/21)
Field Goals Attempted	11 vs. Tulsa (2/13/21)
Three-Point Field Goals Made	1, 2X, last at Temple (2/24/21)
Three-Point Field Goals Attempted	4 vs. Tulsa (2/13/21)
Free Throws Made	1, 2X, last at Temple (2/24/21)
Free Throws Attempted	2 vs. Tulsa (2/13/21)
Assists	5 vs. Jacksonville (11/28/20)
Steals	1, 2X, last vs. Cincinnati (2/17/21)
Blocks	0
Minutes	33 vs. Tulsa (2/13/21)

3 - SYDNI HARVEY

Points	28, vs. Tulane (3/7/20)
Rebounds	7, 2X, last vs. Wichita State (3/9/21)
Field Goals Made	9 vs. Tulane (1/19/19)
Field Goals Attempted	21 vs. Oklahoma (11/18/18)
Three-Point Field Goals Made	7 vs. Temple (2/9/20)
Three-Point Field Goals Attempted	11 at Cincinnati (12/22/20)
Free Throws Made	10 vs. Tulane (3/7/20)
Free Throws Attempted	12 vs. Tulane (3/7/20)
Assists	7 vs. Tulsa (2/13/21)
Steals	2, 15X, last vs. UTRGV (11/9/21)
Blocks	1, 9X, last vs. UTRGV (11/9/21)
Minutes	41 vs. Cincinnati (2/17/21)

4 - ELISA PINZAN

Points	23, 2X, last vs. UCF (1/19/20)
Rebounds	11 vs. Mississippi State (12/5/20)
Field Goals Made	8 vs. UCF (1/19/20)
Field Goals Attempted	20 vs. UConn (2/16/20)
Three-Point Field Goals Made	7 vs. UCF (1/19/20)
Three-Point Field Goals Attempted	12 vs. UCF (1/19/20)
Free Throws Made	8, 2X, last vs. UCF (3/11/21)
Free Throws Attempted	9 at Memphis (12/16/20)
Assists	14 vs. Houston (1/9/21)
Steals	6, 2X, last vs. Tulsa (2/13/21)
Blocks	1, 2X, last vs. Tulsa (2/13/21)
Minutes	45 vs. Cincinnati (2/17/21)

5 - ELENA TSINEKE

Points	31 vs. Wichita State (1/6/21)
Rebounds	6 vs. Baylor (12/1/20)
Field Goals Made	11 vs. Wichita State (1/6/21)
Field Goals Attempted	24 vs. NC State (3/23/21)
Three-Point Field Goals Made	5 vs. Wichita State (1/6/21)
Three-Point Field Goals Attempted	12 vs. Notre Dame (11/30/19)
Free Throws Made	7 vs. Florida Gulf Coast (11/29/19)
Free Throws Attempted	8 vs. Florida Gulf Coast (11/29/19)
Assists	7 vs. Jacksonville (11/28/20)
Steals	4 vs. Tulane (1/25/20)
Blocks	2 vs. Stetson (12/13/20)
Minutes	38 vs. Tulane (3/7/20)

11 - PATIENCE WILLIAMS

Points	0
Rebounds	1, 2X, last vs. Alabama State (11/11/21)
Field Goals Made	0
Field Goals Attempted	1, 2X, last vs. Alabama State (11/11/21)
Three-Point Field Goals Made	0
Three-Point Field Goals Attempted	0
Free Throws Made	0
Free Throws Attempted	0
Assists	1 vs. UTRGV (11/9/21)
Steals	1, 2X, last vs. Alabama State (11/11/21)
Blocks	1 vs. UTRGV (11/9/21)
Minutes	9 vs. Alabama State (11/11/21)

12 - CRISTINA BERMEJO

Points	10, 2X, last vs. Stetson (12/13/20)
Rebounds	5, 4X, last at Tulsa (12/30/20)
Field Goals Made	4, 2X, last vs. SMU (2/29/20)
Field Goals Attempted	9 vs. Idaho (12/15/19)
Three-Point Field Goals Made	2 vs. Idaho (12/15/19)
Three-Point Field Goals Attempted	5 vs. Idaho (12/15/19)
Free Throws Made	4 vs. Stetson (12/13/20)
Free Throws Attempted	4 vs. Stetson (12/13/20)
Assists	5 at Memphis (2/22/20)
Steals	2, 3X, last at Memphis (2/22/20)
Blocks	2, 3X, last at Tulsa (12/30/20)
Minutes	24 at Memphis (2/22/20)

USF CAREER HIGHS

13 - SARA GUERREIRO

Points	6 vs. Jacksonville (11/28/20)
Rebounds	3 vs. Jacksonville (11/28/20)
Field Goals Made	3 vs. Jacksonville (11/28/20)
Field Goals Attempted	6 vs. Stetson (12/13/20)
Three-Point Field Goals Made	0
Three-Point Field Goals Attempted	3 vs. Stetson (12/13/20)
Free Throws Made	0
Free Throws Attempted	4 vs. Stetson (12/13/20)
Assists	3 vs. Alabama State (11/11/21)
Steals	1, 3X, last vs. Alabama State (11/11/21)
Blocks	0
Minutes	18 vs. Alabama State (11/11/21)

20 - BETHY MUNUNGA

Points	23 vs. East Carolina (1/2/20)
Rebounds	21 vs. East Carolina (1/2/20)
Field Goals Made	7, 3X, last vs. Tulsa (2/13/21)
Field Goals Attempted	15 vs. Cincinnati (2/17/21)
Three-Point Field Goals Made	3 vs. Baylor (12/1/20)
Three-Point Field Goals Attempted	4 vs. UTRGV (11/9/21)
Free Throws Made	10 vs. Tulane (2/20/21)
Free Throws Attempted	14 vs. Tulane (2/20/21)
Assists	4 vs. Stetson (12/13/20)
Steals	5 vs. Tulane (2/20/21)
Blocks	4 at Wichita State (1/22/20)
Minutes	45 vs. Cincinnati (2/17/21)

21 - SHAE LEVERETT

Points	20 vs. Wichita State (2/23/19)
Rebounds	18 vs. Wichita State (2/23/19)
Field Goals Made	6, 3X, last at James Madison (2/24/19)
Field Goals Attempted	10 vs. Wichita State (2/23/19)
Three-Point Field Goals Made	0
Three-Point Field Goals Attempted	1 at Houston (2/27/19)
Free Throws Made	10 vs. Wichita State (2/23/19)
Free Throws Attempted	12 at SMU (1/26/19)
Assists	3 at ECU (2/20/19)
Steals	4, 2X, last vs. Cincinnati (2/17/21)
Blocks	7 vs. Memphis (1/23/19)
Minutes	43 vs. Cincinnati (2/17/21)

22 - AERIAL WILSON

Points	10, 2X, last at Cincinnati (1/20/21)*
Rebounds	9, vs. Liberty (12/6/20)*
Field Goals Made	4, 3X, last vs. SMU (1/21/20)*
Field Goals Attempted	11, vs. Cincinnati (3/8/21)*
Three-Point Field Goals Made	2, vs. SMU (3/6/20)*
Three-Point Field Goals Attempted	5, vs. Cincinnati (13/8/21)*
Free Throws Made	3, vs. Liberty (12/6/20)*
Free Throws Attempted	6, vs. Tulane (2/4/20)*
Assists	10, 2X, last vs. East Carolina (2/6/21)*
Steals	5, 2X, last vs. George Washington (11/17/19)*
Blocks	1, 9X, last vs. SMU (3/6/20)*
Minutes	40, 4X, last vs. Cincinnati (3/8/21)*

24 - BELLA WEARY

Points	0
Rebounds	0
Field Goals Made	0
Field Goals Attempted	1 vs. Alabama State (11/11/21)
Three-Point Field Goals Made	0
Three-Point Field Goals Attempted	1 vs. Alabama State (11/11/21)
Free Throws Made	0
Free Throws Attempted	0
Assists	0
Steals	0
Blocks	0
Minutes	4 vs. Alabama State (11/11/21)

32 - DULCY FANKAM MENDJIADEU

Points	23 vs. Liberty (12/6/20)*
Rebounds	17 at Saint Louis (12/4/20)*
Field Goals Made	10 vs. Cincinnati (1/8/20)*
Field Goals Attempted	17 at Saint Louis (12/4/20)*
Three-Point Field Goals Made	0
Three-Point Field Goals Attempted	1, 2X, last at Houston (2/13/21)*
Free Throws Made	9 vs. UConn (1/14/20)*
Free Throws Attempted	10 vs. UConn (1/14/20)*
Assists	2, 10X, last vs. Alabama State (11/11/21)
Steals	6 vs. Tulane (2/23/21)*
Blocks	4, 3X, last at Temple (3/4/21)*
Minutes	40 vs. East Carolina (2/15/20)*

* Career highs achieved at Memphis

NOV. 9, 2021 | UTRGV vs TAMPA, FLA.



Official Basketball Box Score - Final
UTRGV at South Fla.
11/09/21 Yuengling Center, Tampa
2021-22 Women's Basketball

Game Time: 8:00 PM
Game Duration: 3:12
Attendance: 2,710

Record: 0-1												
NO. Name	Min	FG	3P	FT	Rebounds	Fouls	TP	AS	TO	ST	Blocks	+/
3 Iva Belosevic	16:58	0-2	0-0	0-0	0 2 2	5 0	0	1	4	1	1	-3
5 Taylor Muff	17:49	6-9	3-5	0-0	2 7 9	1 2	15	0	1	0	1	-4
11 Jena Williams	26:32	1-4	1-3	0-0	0 2 2	2 3	3	5	3	2	0	-8
15 Maria Llorente	21:05	4-7	0-0	2-5	0 3 3	1 3	10	2	2	1	0	-5
33 Sara Bershers	19:22	2-9	1-6	1-1	1 2 3	2 2	6	1	3	0	0	-12
23 Brooke Jessen	15:33	0-3	0-1	2-2	0 5 5	3 1	2	0	1	0	0	-8
24 Haile Jones	14:19	3-6	2-4	1-2	1 1 2	3 1	9	0	2	0	1	3
14 Burcu Soysal	09:40	0-2	0-0	0-0	0 1 1	1 0	0	0	1	0	1	1
20 Arianna Sturdivant	17:09	2-6	1-4	1-1	0 0 0	0 2	6	1	2	1	0	4
21 Tiffany McGarity	11:54	2-2	1-1	0-0	0 1 1	0 0	5	1	1	0	0	0
22 KaCee Kyle	09:39	0-2	0-2	0-0	0 2 2	1 0	0	1	0	0	0	-3
Team					4 2 6			0	2			
Totals	20:52	9:28	7:11		8 28 36	19 13	56	12	23	6	2	-7

Technical Fouls: NONE

Shooting By Period		
1st FG%	4-14	28.6%
3PT%	3-8	37.5%
FT%	1-2	50%
2nd FG%	7-16	43.8%
3PT%	1-8	12.5%
FT%	0-0	0%
3rd FG%	6-11	54.5%
3PT%	4-6	66.7%
FT%	4-6	66.7%
4th FG%	3-11	27.3%
3PT%	1-8	16.7%
FT%	2-3	66.7%
GM FG%	20-52	38.5%
3PT%	9-28	32.1%
FT%	7-11	63.6%

Dead Ball Rebounds: 3 0

Record: 1-0												
NO. Name	Min	FG	3P	FT	Rebounds	Fouls	TP	AS	TO	ST	Blocks	+/
20 Bethy Mununga	30:51	3-9	0-4	3-5	7 11 18	2 3	9	1	3	2	0	6
21 Shae Leverett	27:12	1-2	0-0	3-7	3 2 5	2 6	5	0	0	1	0	14
3 Sydney Harvey	29:27	5-13	3-9	0-0	0 1 1	1 0	13	2	2	2	1	16
4 Elisa Pinzan	34:12	2-6	1-4	0-0	0 5 5	2 1	5	2	3	1	0	8
5 Elena Tsineke	28:40	8-16	1-5	1-1	2 0 2	2 5	19	2	3	0	0	13
11 Patience Williams	05:47	0-3	0-0	0-0	1 0 1	0 0	0	0	1	1	0	-1
32 Dulcy Mendjadjou Fankam	16:10	2-10	0-0	6-8	4 3 7	1 4	10	0	1	0	1	-5
1 Maria Alvarez	14:41	1-4	1-2	0-0	0 0 0	1 0	3	1	1	0	0	-13
13 Sara Guerreiro	07:12	0-1	0-0	0-0	0 0 0	2 0	0	0	0	1	0	-2
22 Aerial Wilson	05:48	0-1	0-1	0-0	0 0 0	0 0	0	1	1	0	0	-1
Team					3 3 6			0	1			
Totals	22:67	6:25	13:21		20 25 45	13 19	63	10	15	8	3	2 7

Technical Fouls: NONE

Shooting By Period		
1st FG%	8-14	57.1%
3PT%	3-9	100.0%
FT%	4-7	57.1%
2nd FG%	4-19	21.1%
3PT%	1-9	11.1%
FT%	2-2	100%
3rd FG%	7-20	35.0%
3PT%	2-5	40.0%
FT%	5-9	55.6%
4th FG%	3-14	21.4%
3PT%	0-8	0.0%
FT%	2-3	66.7%
GM FG%	22-67	32.8%
3PT%	6-25	24.0%
FT%	13-21	61.9%

Dead Ball Rebounds: 5 0

	UTR	USF
Biggest lead	0 (1st 10:00)	14 (2nd 7:03)
Best Scoring Run	7 (3rd 9:45)	10 (1st 5:51)
Lead Changes	0	
Times Tied	0	
Time with Lead	00:00	39:12

Points from Turnovers	UTR	USF
	8	19
Paint	18	28
Second Chance	5	15
Fast Breaks	4	6
Bench	22	13

Period by Period Scoring	1st	2nd	3rd	4th	TOT
UTR	12	15	20	9	56
USF	23	11	21	8	63

NOV. 11, 2021 | ALABAMA STATE vs TAMPA, FLA.



Official Basketball Box Score - Final
Alabama St. at South Fla.
11/11/21 Yuengling Center, Tampa
2021-22 Women's Basketball

Game Time: 7:00 PM
Game Duration: 1:46
Attendance: 2,123

Record: 0-2												
NO. Name	Min	FG	3P	FT	Rebounds	Fouls	TP	AS	TO	ST	Blocks	+/
14 Jada Nneji	16:56	0-2	0-0	0-0	1 3 4	2 0	0	0	0	0	1	-19
34 Farrah Pearson	20:39	1-4	0-2	1-2	2 4 6	4 1	3	0	2	0	0	-10
00 Ayana Emmanuel	31:00	4-14	3-9	1-2	0 2 2	1 5	12	0	3	1	1	-22
2 Kailiya Jackson	24:59	1-5	0-1	5-6	2 3 5	1 3	7	1	0	0	0	-25
4 Dakiyah Sanders	24:11	0-4	0-0	0-0	1 1 2	1 0	0	1	4	3	0	-25
1 Tyiesha Rudolph	28:08	2-6	0-4	0-0	3 3 6	1 0	4	3	5	0	1	-22
3 Jayla Crawford	18:17	3-7	3-4	0-2	0 1 1	3 1	9	0	2	0	0	-14
42 Malia Grace	13:16	0-1	0-0	0-0	1 2 3	2 1	0	0	1	0	0	-22
13 Brazyl Watkins	09:12	0-3	0-0	0-0	0 1 1	0 0	0	0	1	0	0	-14
12 Tamia Stallings	15:22	0-3	0-0	2-2	1 2 3	2 5	2	0	2	0	0	-2
Team					5 3 8			0	3			
Totals	11:51	6:20	9:14		16 25 41	17 16	37	5	23	4	3	-35

Technical Fouls: NONE

Shooting By Period		
1st FG%	1-11	9.1%
3PT%	1-3	33.3%
FT%	2-2	100%
2nd FG%	4-17	23.5%
3PT%	1-7	14.3%
FT%	0-2	0%
3rd FG%	3-10	30.0%
3PT%	1-4	25.0%
FT%	0-0	0%
4th FG%	3-13	23.1%
3PT%	3-6	50.0%
FT%	7-10	70%
GM FG%	11-51	21.6%
3PT%	6-20	30.0%
FT%	9-14	64.3%

Dead Ball Rebounds: 2 0

Record: 2-0												
NO. Name	Min	FG	3P	FT	Rebounds	Fouls	TP	AS	TO	ST	Blocks	+/
20 Bethy Mununga	26:24	3-7	0-2	2-2	0 5 5	0 3	8	3	0	2	2	0 38
21 Shae Leverett	20:10	1-2	0-0	0-0	1 2 3	3 0	2	1	0	0	0	16
3 Sydney Harvey	20:04	7-11	6-8	2-2	1 3 4	0 1	22	2	1	1	0	30
4 Elisa Pinzan	24:25	2-7	1-6	2-2	1 2 3	0 1	7	6	0	2	0	34
22 Aerial Wilson	23:02	1-2	0-1	0-1	0 1 1	2 1	2	2	2	4	0	19
32 Dulcy Mendjadjou Fankam	19:50	6-9	0-0	2-2	0 4 4	4 4	14	2	3	3	0	19
1 Maria Alvarez	16:44	3-6	2-4	2-2	0 4 4	4 4	10	2	1	0	0	13
12 Cristina Bermejo	08:03	0-3	0-1	0-0	0 0 0	0 0	1	0	0	0	1	4
13 Sara Guerreiro	17:44	2-3	0-1	0-0	0 2 2	2 0	4	3	0	1	0	-3
11 Patience Williams	09:20	0-1	0-0	0-0	0 1 1	4 1	0	0	2	1	0	-5
2 Mihaela Lazic	09:49	1-2	0-1	1-2	0 1 1	0 2	3	0	1	0	0	-1
22 Bella Weary	04:25	0-1	0-1	0-0	0 0 0	0 0	0	0	0	0	0	5
Team					2 2 4			0	0			
Totals	26:54	9:25	11:13		5 27 32	16 17	72	22	10	14	2	3 35

Technical Fouls: NONE

Shooting By Period		
1st FG%	6-15	40.0%
3PT%	5-8	62.5%
FT%	4-4	100%
2nd FG%	7-14	50.0%
3PT%	2-7	28.6%
FT%	2-2	100%
3rd FG%	9-14	64.3%
3PT%	2-6	33.3%
FT%	2-2	100%
4th FG%	4-11	36.4%
3PT%	0-4	0.0%
FT%	3-5	60%
GM FG%	26-54	48.1%
3PT%	9-25	36.0%
FT%	11-13	84.6%

Dead Ball Rebounds: 0 0

	ASU	USF
Biggest lead	0 (1st 10:00)	42 (4th 8:45)
Best Scoring Run	7 (4th 3:57)	9 (3rd 8:56)
Lead Changes	0	
Times Tied	0	
Time with Lead	00:00	38:47

Points from Turnovers	ASU	USF
	0	29
Paint	6	32
Second Chance	8	5
Fast Breaks	5	21
Bench	15	31

Period by Period Scoring	1st	2nd	3rd	4th	TOT
ASU	5	9	7	16	37
USF	21	18	22	11	72

NOV. 15, 2021 | NO. 16/12 TENNESSEE vs KNOXVILLE, TENN.



Official Basketball Box Score - Final
South Florida at Tennessee
11/15/21 Thompson-Boling Arena, Knoxville, Tenn.
2021-22 Women's Basketball

Game Time: 6:32 PM
Game Duration: 1:55
Attendance: 6,017

Record: 2-1												
NO. Name	Min	FG	3P	FT	Rebounds	Fouls	TP	AS	TO	ST	Blocks	+/
20 Bethy Mununga	25:42	3-12	0-2	0-0	5 8 13	3 0	6	0	0	0	0	-8
21 Shae Leverett	21:20	0-2	0-0	0-0	1 3 4	5 0	0	1	1	1	0	-3
3 Sydney Harvey	34:03	3-13	3-6	0-0	1 2 3	5 3	9	0	2	0	0	2
4 Elisa Pinzan	37:25	5-9	1-3	0-0	0 2 2	1 2	11	3	4	0	0	-5
5 Elena Tsineke	31:04	4-15	1-4	4-4	3 0 3	0 6	13	1	1	2	0	-5
32 Dulcy Mendjadjou Fankam	18:40	0-3	0-0	1-2	2 1 3	4 1	1	1	3	0	0	1
12 Cristina Bermejo	14:18	1-1	1-1	0-0	0 0 0	3 1	3	1	0	0	0	5
1 Maria Alvarez	12:49	2-8	2-7	0-2	0 3 3	0 2	6	0	0	0	0	1
13 Sara Guerreiro	02:04	0-0	0-0	0-0	0 1 1	1 0	0	0	1	0	0	-2
22 Aerial Wilson	02:35	0-0	0-0	0-0	0 0 0	0 0	0	1	1	0	0	2
Team					4 6 10			0	1			
Totals	18:63	8:23	5:8		16 26 42	22 15	49	8	14	3	0	7 -3

Technical Fouls: NONE

Shooting By Period		
1st FG%	3-15	



2021-22 South Fla. Women's Basketball Combined Team Statistics All games

Page 1/1
as of Nov 16, 2021

Game Records

Record	Overall	Home	Away	Neutral
ALL GAMES	2-1	2-0	0-1	0-0
CONFERENCE	0-0	0-0	0-0	0-0
NON-CONFERENCE	2-1	2-0	0-1	0-0

Score by Periods

Team	1st	2nd	3rd	4th	OT	TOT
South Fla.	53	47	60	24	0	184
Opponents	29	32	45	39	0	145

Team Box Score

No.	Player				Total		3-Point		F-Throw		Rebounds													
		GP-GS	MIN	AVG	FG-FGA	FG%	3FG-3FGA	3FG%	FT-FTA	FT%	OFF	DEF	TOT	AVG	PF	DQ	A	TO	BLK	STL	PTS	AVG		
5	TSINEKE, Elena	2-2	59:44	29.9	12-31	.387	2-9	.222	5-5	1.000	5	0	5	2.5	2	0	3	4	0	2	31	15.5		
3	HARVEY, Sydni	3-3	83:34	27.9	15-37	.405	12-23	.522	2-2	1.000	2	6	8	2.7	6	1	4	5	1	3	44	14.7		
32	MENDJIADU FANKAM, Dulcy	3-0	54:40	18.2	8-22	.364	0-0	.000	9-12	.750	6	8	14	4.7	9	0	3	7	1	3	25	8.3		
20	MUNUNGA, Bethy	3-3	82:57	27.7	9-28	.321	0-8	.000	5-7	.714	12	24	36	12.0	5	0	4	3	2	4	23	7.7		
4	PINZAN, Elisa	3-3	96:02	32.0	9-24	.375	3-13	.231	2-2	1.000	1	9	10	3.3	3	0	11	7	0	3	23	7.7		
1	ALVAREZ, Maria	3-0	44:14	14.7	6-18	.333	5-13	.385	2-4	.500	0	7	7	2.3	1	0	3	2	0	0	19	6.3		
2	LAZIC, Mihaela	1-0	09:49	9.8	1-2	.500	0-1	.000	1-2	.500	0	1	1	1.0	0	0	0	1	0	0	3	3.0		
21	LEVERETT, Shae	3-3	68:42	22.9	2-6	.333	0-0	.000	3-7	.429	5	7	12	4.0	10	1	2	1	0	2	7	2.3		
12	BERMEJO, Cristina	2-0	22:21	11.2	1-4	.250	1-2	.500	0-0	.000	0	0	0	0.0	4	0	2	0	0	0	3	1.5		
13	GUERREIRO, Sara	3-0	27:00	9.0	2-4	.500	0-1	.000	0-0	.000	0	3	3	1.0	5	0	3	1	0	2	4	1.3		
22	WILSON, Aerial	3-1	31:25	10.5	1-3	.333	0-2	.000	0-1	.000	0	1	1	0.3	2	0	4	4	0	4	2	0.7		
24	WEARY, Bella	1-0	04:25	4.4	0-1	.000	0-1	.000	0-0	.000	0	0	0	0.0	0	0	0	0	0	0	0	0.0		
11	WILLIAMS, Patience	2-0	15:07	7.6	0-4	.000	0-0	.000	0-0	.000	1	1	2	1.0	4	0	1	2	1	2	0	0.0		
Team											9	11	20				2							
Total		3	600		66-184	.359	23-73	.315	29-42	.690	41	78	119	39.7	51	2	40	39	5	25	184	61.3		
Opponents		3	600		53-169	.314	15-61	.246	24-43	.558	44	81	125	41.7	51	1	25	59	12	15	145	48.3		

Team Statistics

	USF	OPP
Scoring	184	145
Points per game	61.3	48.3
Scoring margin	+13.0	-
Field goals-att	66-184	53-169
Field goal pct	.359	.314
3 point fg-att	23-73	15-61
3-point FG pct	.315	.246
3-pt FG made per game	7.7	5.0
Free throws-att	29-42	24-43
Free throw pct	.690	.558
F-Throws made per game	9.7	8.0
Rebounds	119	125
Rebounds per game	39.7	41.7
Rebounding margin	-2.0	-
Assists	40	25
Assists per game	13.3	8.3
Turnovers	39	59
Turnovers per game	13.0	19.7
Turnover margin	+6.7	-
Assist/turnover ratio	1.0	0.4
Steals	25	15
Steals per game	8.3	5.0
Blocks	5	12
Blocks per game	1.7	4.0
Winning streak	0	-
Home win streak	2	-
Attendance	4833	6017
Home games-Avg/Game	2-2417	1-6017
Neutral site-Avg/Game	-	0-0

Team Results

Date	Opponent		Score	Att.
11/09/2021	UTRGV	W	63-56	2710
11/11/2021	Alabama St.	W	72-37	2123
11/15/2021	at Tennessee	L	49-52	6017



2021-22 South Fla. Women's Basketball Combined Team Statistics Specific games

Page 1/1
as of Nov 16, 2021

Game Records

Record	Overall	Home	Away	Neutral
ALL GAMES	0-1	0-0	0-1	0-0
CONFERENCE	0-0	0-0	0-0	0-0
NON-CONFERENCE	0-1	0-0	0-1	0-0

Score by Periods

Team	1st	2nd	3rd	4th	OT	TOT
South Fla.	9	18	17	5	0	49
Opponents	12	8	18	14	0	52

Team Box Score

No.	Player				Total		3-Point		F-Throw		Rebounds											
		GP-GS	MIN	AVG	FG-FGA	FG%	3FG-3FGA	3FG%	FT-FTA	FT%	OFF	DEF	TOT	AVG	PF	DQ	A	TO	BLK	STL	PTS	AVG
5	TSINEKE, Elena	1-1	31:04	31.1	4-15	.267	1-4	.250	4-4	1.000	3	0	3	3.0	0	0	1	1	0	2	13	13.0
4	PINZAN, Elisa	1-1	37:25	37.4	5-9	.556	1-3	.333	0-0	.000	0	2	2	2.0	1	0	3	4	0	0	11	11.0
3	HARVEY, Sydni	1-1	34:03	34.0	3-13	.231	3-6	.500	0-0	.000	1	2	3	3.0	5	1	0	2	0	0	9	9.0
1	ALVAREZ, Maria	1-0	12:49	12.8	2-8	.250	2-7	.286	0-2	.000	0	3	3	3.0	0	0	0	0	0	0	6	6.0
20	MUNUNGA, Bethy	1-1	25:42	25.7	3-12	.250	0-2	.000	0-0	.000	5	8	13	13.0	3	0	0	0	0	0	6	6.0
12	BERMEJO, Cristina	1-0	14:18	14.3	1-1	1.000	1-1	1.000	0-0	.000	0	0	0	0.0	3	0	1	0	0	0	3	3.0
32	MENDIARDEU FANKAM, Dulcy	1-0	18:40	18.7	0-3	.000	0-0	.000	1-2	.500	2	1	3	3.0	4	0	1	3	0	0	1	1.0
21	LEVERETT, Shae	1-1	21:20	21.3	0-2	.000	0-0	.000	0-0	.000	1	3	4	4.0	5	1	1	1	0	1	0	0.0
13	GUERREIRO, Sara	1-0	02:04	2.1	0-0	.000	0-0	.000	0-0	.000	0	1	1	1.0	1	0	0	1	0	0	0	0.0
22	WILSON, Aerial	1-0	02:35	2.6	0-0	.000	0-0	.000	0-0	.000	0	0	0	0.0	0	0	1	1	0	0	0	0.0
Team											4	6	10					1				
Total		1	200		18-63	.286	8-23	.348	5-8	.625	16	26	42	42.0	22	2	8	14	0	3	49	49.0
Opponents		1	200		22-66	.333	0-13	.000	8-18	.444	20	28	48	48.0	15	0	8	13	7	5	52	52.0

Team Statistics

	USF	OPP
Scoring	49	52
Points per game	49.0	52.0
Scoring margin	-3.0	-
Field goals-att	18-63	22-66
Field goal pct	.286	.333
3 point fg-att	8-23	0-13
3-point FG pct	.348	.000
3-pt FG made per game	8.0	0.0
Free throws-att	5-8	8-18
Free throw pct	.625	.444
F-Throws made per game	5.0	8.0
Rebounds	42	48
Rebounds per game	42.0	48.0
Rebounding margin	-6.0	-
Assists	8	8
Assists per game	8.0	8.0
Turnovers	14	13
Turnovers per game	14.0	13.0
Turnover margin	-1.0	-
Assist/turnover ratio	0.6	0.6
Steals	3	5
Steals per game	3.0	5.0
Blocks	0	7
Blocks per game	0.0	7.0
Winning streak	0	-
Home win streak	0	-
Attendance	0	6017
Home games-Avg/Game	0-0	1-6017
Neutral site-Avg/Game	-	0-0

Team Results

Date	Opponent	Score	Att.
11/15/2021	at Tennessee	L 49-52	6017



2021-22 South Fla. Women's Basketball
Season/Career Statistics
All games

Page 1/1
as of Nov 16, 2021

Summary

Player	Season Statistics										Career Statistics									
	GP-GS	MIN/G	FG%	3FG%	FT%	R/G	A/G	STL	BLK	PTS/G	GP-GS	MIN/G	FG%	3FG%	FT%	R/G	A/G	STL	BLK	PTS/G
ALVAREZ, Maria	3-0	14.7	.333	.385	.500	2.3	1.0	0	0	6.3	39-9	20.5	.359	.359	.617	2.3	1.8	27	0	7.8
BERMEJO, Cristina	2-0	11.2	.250	.500	.000	0.0	1.0	0	0	1.5	45-2	9.5	.306	.242	.750	1.8	0.6	16	8	1.7
GUERREIRO, Sara	3-0	9.0	.500	.000	.000	1.0	1.0	2	0	1.3	12-0	6.3	.333	.000	.000	0.9	0.4	3	0	1.2
HARVEY, Sydni	3-3	27.9	.405	.522	1.000	2.7	1.3	3	1	14.7	80-66	28.3	.338	.367	.808	2.4	2.0	58	9	11.8
LAZIC, Mihaela	1-0	9.8	.500	.000	.500	1.0	0.0	0	0	3.0	19-2	7.4	.368	.111	.500	0.7	1.0	3	0	1.8
LEVERETT, Shae	3-3	22.9	.333	.000	.429	4.0	0.7	2	0	2.3	119-61	22.4	.590	.000	.546	5.8	0.4	67	103	4.9
MENDJIADU FANKAM, Dulcy	3-0	18.2	.364	.000	.750	4.7	1.0	3	1	8.3	3-0	18.2	.364	.000	.750	4.7	1.0	3	1	8.3
MUNUNGA, Bethy	3-3	27.7	.321	.000	.714	12.0	1.3	4	2	7.7	55-53	28.6	.465	.200	.709	11.4	1.2	65	54	9.3
PINZAN, Elisa	3-3	32.0	.375	.231	1.000	3.3	3.7	3	0	7.7	84-65	30.3	.319	.297	.823	2.7	4.6	98	2	7.6
TSINEKE, Elena	2-2	29.9	.387	.222	1.000	2.5	1.5	2	0	15.5	50-41	26.3	.380	.306	.885	2.1	1.7	29	10	13.0
WEARY, Bella	1-0	4.4	.000	.000	.000	0.0	0.0	0	0	0.0	1-0	4.4	.000	.000	.000	0.0	0.0	0	0	0.0
WILLIAMS, Patience	2-0	7.6	.000	.000	.000	1.0	0.5	2	1	0.0	2-0	7.6	.000	.000	.000	1.0	0.5	2	1	0.0
WILSON, Aerial	3-1	10.5	.333	.000	.000	0.3	1.3	4	0	0.7	3-1	10.5	.333	.000	.000	0.3	1.3	4	0	0.7

Scoring

Player	Season Statistics								Career Statistics							
	FG-FGA	FG%	3FG-3FGA	3FG%	FT-FTA	FT%	PTS	PTS/G	FG-FGA	FG%	3FG-3FGA	3FG%	FT-FTA	FT%	PTS	PTS/G
ALVAREZ, Maria	6-18	.333	5-13	.385	2-4	.500	19	6.3	98-273	.359	80-223	.359	29-47	.617	305	7.8
BERMEJO, Cristina	1-4	.250	1-2	.500	0-0	.000	3	1.5	26-85	.306	8-33	.242	18-24	.750	78	1.7
GUERREIRO, Sara	2-4	.500	0-1	.000	0-0	.000	4	1.3	7-21	.333	0-6	.000	0-2	.000	14	1.2
HARVEY, Sydni	15-37	.405	12-23	.522	2-2	1.000	44	14.7	284-841	.338	139-379	.367	240-297	.808	947	11.8
LAZIC, Mihaela	1-2	.500	0-1	.000	1-2	.500	3	3.0	14-38	.368	2-18	.111	4-8	.500	34	1.8
LEVERETT, Shae	2-6	.333	0-0	.000	3-7	.429	7	2.3	217-368	.590	0-1	.000	154-282	.546	588	4.9
MENDJIADU FANKAM, Dulcy	8-22	.364	0-0	.000	9-12	.750	25	8.3	8-22	.364	0-0	.000	9-12	.750	25	8.3
MUNUNGA, Bethy	9-28	.321	0-8	.000	5-7	.714	23	7.7	191-411	.465	7-35	.200	124-175	.709	513	9.3
PINZAN, Elisa	9-24	.375	3-13	.231	2-2	1.000	23	7.7	207-648	.319	107-360	.297	121-147	.823	642	7.6
TSINEKE, Elena	12-31	.387	2-9	.222	5-5	1.000	31	15.5	232-610	.380	78-255	.306	108-122	.885	650	13.0
WEARY, Bella	0-1	.000	0-1	.000	0-0	.000	0	0.0	0-1	.000	0-1	.000	0-0	.000	0	0.0
WILLIAMS, Patience	0-4	.000	0-0	.000	0-0	.000	0	0.0	0-4	.000	0-0	.000	0-0	.000	0	0.0
WILSON, Aerial	1-3	.333	0-2	.000	0-1	.000	2	0.7	1-3	.333	0-2	.000	0-1	.000	2	0.7

Totals

Player	Season Statistics									Career Statistics								
	O-REB	D-REB	TOTAL	PF	FO	A	TO	A/TO		O-REB	D-REB	TOTAL	PF	FO	A	TO	A/TO	
ALVAREZ, Maria	0	7	7	1	0	3	2	1.5		15	74	89	50	2	69	50	1.4	
BERMEJO, Cristina	0	0	0	4	0	2	0	0.0		22	58	80	51	0	27	39	0.7	
GUERREIRO, Sara	0	3	3	5	0	3	1	3.0		5	6	11	6	0	5	5	1.0	
HARVEY, Sydni	2	6	8	6	1	4	5	0.8		73	119	192	156	6	156	176	0.9	
LAZIC, Mihaela	0	1	1	0	0	0	1	0.0		2	12	14	6	0	19	15	1.3	
LEVERETT, Shae	5	7	12	10	1	2	1	2.0		329	360	689	292	13	52	120	0.4	
MENDJIADU FANKAM, Dulcy	6	8	14	9	0	3	7	0.4		6	8	14	9	0	3	7	0.4	
MUNUNGA, Bethy	12	24	36	5	0	4	3	1.3		223	402	625	165	4	68	139	0.5	
PINZAN, Elisa	1	9	10	3	0	11	7	1.6		18	205	223	91	1	384	213	1.8	
TSINEKE, Elena	5	0	5	2	0	3	4	0.8		44	61	105	102	3	84	125	0.7	
WEARY, Bella	0	0	0	0	0	0	0	0.0		0	0	0	0	0	0	0	0.0	
WILLIAMS, Patience	1	1	2	4	0	1	2	0.5		1	1	2	4	0	1	2	0.5	
WILSON, Aerial	0	1	1	2	0	4	4	1.0		0	1	1	2	0	4	4	1.0	



2021-22 South Fla. Women's Basketball
Season Schedule/Results & Leaders
All games

Page 1/1
as of Nov 16, 2021

Game Records

Record	Overall	Home	Away	Neutral
ALL GAMES	2-1	2-0	0-1	0-0
CONFERENCE	0-0	0-0	0-0	0-0
NON-CONFERENCE	2-1	2-0	0-1	0-0

Team Results

Date	Opponent		Score	Att.	High Points	High Rebounds
11/09/2021	UTRGV	W	63-56	2710	(18) TSINEKE, Elena	(18) MUNUNGA, Bethy
11/11/2021	Alabama St.	W	72-37	2123	(22) HARVEY, Sydni	(5) MUNUNGA, Bethy
11/15/2021	at Tennessee	L	49-52	6017	(13) TSINEKE, Elena	(13) MUNUNGA, Bethy

Attendance Summary

	Games	Attend	Avg/Game
Home	2	4833	2417
Away	1	6017	6017
Neutral	0	0	0
Total	3	10850	3617



2021-22 South Fla. Women's Basketball
Team Game-by-Game
All games

Page 1/1
as of Nov 16, 2021

				Total		3-Pointers		Free throws		Rebounds											
Opponent	Date	Score		FG-FGA	PCT	3FG-3FGA	PCT	FT-FTA	PCT	OFF	DEF	TOT	AVG	PF	A	TO	BLK	STL	PTS	AVG	
UTRGV	11/09/2021	63-56	W	22-67	.328	6-25	.240	13-21	.619	20	25	45	45.0	13	10	15	3	8	63	63.0	
Alabama St.	11/11/2021	72-37	W	26-54	.481	9-25	.360	11-13	.846	5	27	32	38.5	16	22	10	2	14	72	67.5	
at Tennessee	11/15/2021	49-52	L	18-63	.286	8-23	.348	5-8	.625	16	26	42	39.7	22	8	14	0	3	49	61.3	
Total		184		66-184	.359	23-73	.315	29-42	.690	41	78	119	39.7	51	40	39	5	25	184	61.3	
Opponents		145		53-169	.314	15-61	.246	24-43	.558	44	81	125	41.7	51	25	59	12	15	145	48.3	

South Fla. Averages

Games Played	Points/game	FG Pct	3FG Pct	FT Pct	Rebounds/game	Assists/game	Turnovers/game	Assist/Turnover ratio	Steals/game	Blocks/game
3	61.3	35.9	31.5	69.0	39.7	13.3	13.0	1.0	8.3	1.7



**2021-22 South Fla. Women's Basketball
Opponents Game-by-Game
All games**

Page 1/1
as of Nov 16, 2021

				Total		3-Pointers		Free throws		Rebounds											
Opponent	Date	Score		FG-FGA	PCT	3FG-3FGA	PCT	FT-FTA	PCT	OFF	DEF	TOT	AVG	PF	A	TO	BLK	STL	PTS	AVG	
UTRGV	11/09/2021	63-56	W	20-52	.385	9-28	.321	7-11	.636	8	28	36	36.0	19	12	23	2	6	56	56.0	
Alabama St.	11/11/2021	72-37	W	11-51	.216	6-20	.300	9-14	.643	16	25	41	38.5	17	5	23	3	4	37	46.5	
at Tennessee	11/15/2021	49-52	L	22-66	.333	0-13	.000	8-18	.444	20	28	48	41.7	15	8	13	7	5	52	48.3	
Total		145		53-169	.314	15-61	.246	24-43	.558	44	81	125	41.7	51	25	59	12	15	145	48.3	
South Fla.		184		66-184	.359	23-73	.315	29-42	.690	41	78	119	39.7	51	40	39	5	25	184	61.3	

Opponents Averages

Games Played	Points/game	FG Pct	3FG Pct	FT Pct	Rebounds/game	Assists/game	Turnovers/game	Assist/Turnover ratio	Steals/game	Blocks/game
3	48.3	31.4	24.6	55.8	41.7	8.3	19.7	0.4	5.0	4.0



2021-22 South Fla. Women's Basketball
Team High/Low Analysis
All games

Page 1/4
as of Nov 16, 2021

South Fla. - Game Highs

POINTS	72	Alabama St. (11/11/2021)
	63	UTRGV (11/09/2021)
	49	at Tennessee (11/15/2021)
FIELD GOALS MADE	26	Alabama St. (11/11/2021)
	22	UTRGV (11/09/2021)
FIELD GOAL ATTEMPTS	67	UTRGV (11/09/2021)
	63	at Tennessee (11/15/2021)
FIELD GOAL PERCENTAGE	.481 (26-54)	Alabama St. (11/11/2021)
	.328 (22-67)	UTRGV (11/09/2021)
3 PT FG MADE	9	Alabama St. (11/11/2021)
	8	at Tennessee (11/15/2021)
3 PT FG ATTEMPTS	25	Alabama St. (11/11/2021)
	25	UTRGV (11/09/2021)
3 PT FG PERCENTAGE	.360 (9-25)	Alabama St. (11/11/2021)
	.348 (8-23)	at Tennessee (11/15/2021)
FREE THROWS MADE	13	UTRGV (11/09/2021)
	11	Alabama St. (11/11/2021)
FREE THROW ATTEMPTS	21	UTRGV (11/09/2021)
	13	Alabama St. (11/11/2021)
FREE THROW PERCENTAGE	.846 (11-13)	Alabama St. (11/11/2021)
	.625 (5-8)	at Tennessee (11/15/2021)
REBOUNDS	45	UTRGV (11/09/2021)
	42	at Tennessee (11/15/2021)
ASSISTS	22	Alabama St. (11/11/2021)
	10	UTRGV (11/09/2021)
STEALS	14	Alabama St. (11/11/2021)
	8	UTRGV (11/09/2021)
BLOCKED SHOTS	3	UTRGV (11/09/2021)
	2	Alabama St. (11/11/2021)
TURNOVERS	15	UTRGV (11/09/2021)
	14	at Tennessee (11/15/2021)
FOULS	22	at Tennessee (11/15/2021)
	16	Alabama St. (11/11/2021)



2021-22 South Fla. Women's Basketball
Team High/Low Analysis
All games

Page 2/4
as of Nov 16, 2021

Opponent - Game Highs

POINTS	56	UTRGV (11/09/2021)
	52	at Tennessee (11/15/2021)
	37	Alabama St. (11/11/2021)
FIELD GOALS MADE	22	at Tennessee (11/15/2021)
	20	UTRGV (11/09/2021)
FIELD GOAL ATTEMPTS	66	at Tennessee (11/15/2021)
	52	UTRGV (11/09/2021)
FIELD GOAL PERCENTAGE	.385 (20-52)	UTRGV (11/09/2021)
	.333 (22-66)	at Tennessee (11/15/2021)
3 PT FG MADE	9	UTRGV (11/09/2021)
	6	Alabama St. (11/11/2021)
3 PT FG ATTEMPTS	28	UTRGV (11/09/2021)
	20	Alabama St. (11/11/2021)
3 PT FG PERCENTAGE	.321 (9-28)	UTRGV (11/09/2021)
	.300 (6-20)	Alabama St. (11/11/2021)
FREE THROWS MADE	9	Alabama St. (11/11/2021)
	8	at Tennessee (11/15/2021)
FREE THROW ATTEMPTS	18	at Tennessee (11/15/2021)
	14	Alabama St. (11/11/2021)
FREE THROW PERCENTAGE	.643 (9-14)	Alabama St. (11/11/2021)
	.636 (7-11)	UTRGV (11/09/2021)
REBOUNDS	48	at Tennessee (11/15/2021)
	41	Alabama St. (11/11/2021)
ASSISTS	12	UTRGV (11/09/2021)
	8	at Tennessee (11/15/2021)
STEALS	6	UTRGV (11/09/2021)
	5	at Tennessee (11/15/2021)
BLOCKED SHOTS	7	at Tennessee (11/15/2021)
	3	Alabama St. (11/11/2021)
TURNOVERS	23	Alabama St. (11/11/2021)
	23	UTRGV (11/09/2021)
FOULS	19	UTRGV (11/09/2021)
	17	Alabama St. (11/11/2021)



2021-22 South Fla. Women's Basketball
Team High/Low Analysis
All games

Page 3/4
as of Nov 16, 2021

South Fla. - Game Lows

POINTS	49		at Tennessee (11/15/2021)
	63		UTRGV (11/09/2021)
	72		Alabama St. (11/11/2021)
FIELD GOALS MADE	18		at Tennessee (11/15/2021)
	22		UTRGV (11/09/2021)
FIELD GOAL ATTEMPTS	54		Alabama St. (11/11/2021)
	63		at Tennessee (11/15/2021)
FIELD GOAL PERCENTAGE	.286	(18-63)	at Tennessee (11/15/2021)
	.328	(22-67)	UTRGV (11/09/2021)
3 PT FG MADE	6		UTRGV (11/09/2021)
	8		at Tennessee (11/15/2021)
3 PT FG ATTEMPTS	23		at Tennessee (11/15/2021)
	25		Alabama St. (11/11/2021)
	25		UTRGV (11/09/2021)
3 PT FG PERCENTAGE	.240	(6-25)	UTRGV (11/09/2021)
	.348	(8-23)	at Tennessee (11/15/2021)
FREE THROWS MADE	5		at Tennessee (11/15/2021)
	11		Alabama St. (11/11/2021)
FREE THROW ATTEMPTS	8		at Tennessee (11/15/2021)
	13		Alabama St. (11/11/2021)
FREE THROW PERCENTAGE	.619	(13-21)	UTRGV (11/09/2021)
	.625	(5-8)	at Tennessee (11/15/2021)
REBOUNDS	32		Alabama St. (11/11/2021)
	42		at Tennessee (11/15/2021)
ASSISTS	8		at Tennessee (11/15/2021)
	10		UTRGV (11/09/2021)
STEALS	3		at Tennessee (11/15/2021)
	8		UTRGV (11/09/2021)
BLOCKED SHOTS	0		at Tennessee (11/15/2021)
	2		Alabama St. (11/11/2021)
TURNOVERS	10		Alabama St. (11/11/2021)
	14		at Tennessee (11/15/2021)
FOULS	13		UTRGV (11/09/2021)
	16		Alabama St. (11/11/2021)



2021-22 South Fla. Women's Basketball
Team High/Low Analysis
All games

Page 4/4
as of Nov 16, 2021

Opponent - Game Lows

POINTS	37	Alabama St. (11/11/2021)
	52	at Tennessee (11/15/2021)
	56	UTRGV (11/09/2021)
FIELD GOALS MADE	11	Alabama St. (11/11/2021)
	20	UTRGV (11/09/2021)
FIELD GOAL ATTEMPTS	51	Alabama St. (11/11/2021)
	52	UTRGV (11/09/2021)
FIELD GOAL PERCENTAGE	.216 (11-51)	Alabama St. (11/11/2021)
	.333 (22-66)	at Tennessee (11/15/2021)
3 PT FG MADE	0	at Tennessee (11/15/2021)
	6	Alabama St. (11/11/2021)
3 PT FG ATTEMPTS	13	at Tennessee (11/15/2021)
	20	Alabama St. (11/11/2021)
3 PT FG PERCENTAGE	.000 (0-13)	at Tennessee (11/15/2021)
	.300 (6-20)	Alabama St. (11/11/2021)
FREE THROWS MADE	7	UTRGV (11/09/2021)
	8	at Tennessee (11/15/2021)
FREE THROW ATTEMPTS	11	UTRGV (11/09/2021)
	14	Alabama St. (11/11/2021)
FREE THROW PERCENTAGE	.444 (8-18)	at Tennessee (11/15/2021)
	.636 (7-11)	UTRGV (11/09/2021)
REBOUNDS	36	UTRGV (11/09/2021)
	41	Alabama St. (11/11/2021)
ASSISTS	5	Alabama St. (11/11/2021)
	8	at Tennessee (11/15/2021)
STEALS	4	Alabama St. (11/11/2021)
	5	at Tennessee (11/15/2021)
BLOCKED SHOTS	2	UTRGV (11/09/2021)
	3	Alabama St. (11/11/2021)
TURNOVERS	13	at Tennessee (11/15/2021)
	23	Alabama St. (11/11/2021)
	23	UTRGV (11/09/2021)
FOULS	15	at Tennessee (11/15/2021)
	17	Alabama St. (11/11/2021)



**2021-22 South Fla. Women's Basketball
Player Highs Analysis
All games**

Page 1/2
as of Nov 16, 2021

South Fla. - Individual Game Highs

POINTS	22		Sydni Harvey vs Alabama St. (11/11/2021)
	18		Elena Tsineke vs UTRGV (11/09/2021)
	14		Dulcy Mendjiadeu Fankam vs Alabama St. (11/11/2021)
	13		Elena Tsineke at Tennessee (11/15/2021)
	13		Sydni Harvey vs UTRGV (11/09/2021)
FIELD GOALS MADE	8		Elena Tsineke vs UTRGV (11/09/2021)
	7		Sydni Harvey vs Alabama St. (11/11/2021)
FIELD GOAL ATTEMPTS	16		Elena Tsineke vs UTRGV (11/09/2021)
	15		Elena Tsineke at Tennessee (11/15/2021)
FIELD GOAL PERCENTAGE (min 5 made)	.667	(6-9)	Dulcy Mendjiadeu Fankam vs Alabama St. (11/11/2021)
	.636	(7-11)	Sydni Harvey vs Alabama St. (11/11/2021)
3 PT FG MADE	6		Sydni Harvey vs Alabama St. (11/11/2021)
	3		Sydni Harvey at Tennessee (11/15/2021)
	3		Sydni Harvey vs UTRGV (11/09/2021)
3 PT FG ATTEMPTS	9		Sydni Harvey vs UTRGV (11/09/2021)
	8		Sydni Harvey vs Alabama St. (11/11/2021)
3 PT FG PERCENTAGE (min 2 made)	.750	(6-8)	Sydni Harvey vs Alabama St. (11/11/2021)
	.500	(3-6)	Sydni Harvey at Tennessee (11/15/2021)
	.500	(2-4)	Maria Alvarez vs Alabama St. (11/11/2021)
FREE THROWS MADE	6		Dulcy Mendjiadeu Fankam vs UTRGV (11/09/2021)
	4		Elena Tsineke at Tennessee (11/15/2021)
FREE THROW ATTEMPTS	8		Dulcy Mendjiadeu Fankam vs UTRGV (11/09/2021)
	7		Shae Leverett vs UTRGV (11/09/2021)
FREE THROW PERCENTAGE (min 3 made)	1.000	(4-4)	Elena Tsineke at Tennessee (11/15/2021)
	.750	(6-8)	Dulcy Mendjiadeu Fankam vs UTRGV (11/09/2021)
REBOUNDS	18		Bethy Mununga vs UTRGV (11/09/2021)
	13		Bethy Mununga at Tennessee (11/15/2021)
ASSISTS	6		Elisa Pinzan vs Alabama St. (11/11/2021)
	3		Elisa Pinzan at Tennessee (11/15/2021)
	3		Bethy Mununga vs Alabama St. (11/11/2021)
	3		Sara Guerreiro vs Alabama St. (11/11/2021)
STEALS	4		Aerial Wilson vs Alabama St. (11/11/2021)
	3		Dulcy Mendjiadeu Fankam vs Alabama St. (11/11/2021)
BLOCKED SHOTS	2		Bethy Mununga vs Alabama St. (11/11/2021)
	1		Sydni Harvey vs UTRGV (11/09/2021)
	1		Dulcy Mendjiadeu Fankam vs UTRGV (11/09/2021)
	1		Patience Williams vs UTRGV (11/09/2021)
TURNOVERS	4		Elisa Pinzan at Tennessee (11/15/2021)
	3		Dulcy Mendjiadeu Fankam at Tennessee (11/15/2021)
	3		Dulcy Mendjiadeu Fankam vs Alabama St. (11/11/2021)
	3		Bethy Mununga vs UTRGV (11/09/2021)
	3		Elena Tsineke vs UTRGV (11/09/2021)
	3		Elisa Pinzan vs UTRGV (11/09/2021)
FOULS	5		Shae Leverett at Tennessee (11/15/2021)
	5		Sydni Harvey at Tennessee (11/15/2021)



**2021-22 South Fla. Women's Basketball
Player Highs Analysis
All games**

Page 2/2
as of Nov 16, 2021

Opponent - Individual Game Highs

POINTS	24		Jordan Horston at Tennessee (11/15/2021)
	15		Taylor Muff vs UTRGV (11/09/2021)
	12		Ayana Emmanuel vs Alabama St. (11/11/2021)
	10		Tamari Key at Tennessee (11/15/2021)
	10		Maria Llorente vs UTRGV (11/09/2021)
FIELD GOALS MADE	9		Jordan Horston at Tennessee (11/15/2021)
	6		Taylor Muff vs UTRGV (11/09/2021)
FIELD GOAL ATTEMPTS	24		Jordan Horston at Tennessee (11/15/2021)
	14		Ayana Emmanuel vs Alabama St. (11/11/2021)
FIELD GOAL PERCENTAGE (min 5 made)	.667	(6-9)	Taylor Muff vs UTRGV (11/09/2021)
	.375	(9-24)	Jordan Horston at Tennessee (11/15/2021)
3 PT FG MADE	3		Ayana Emmanuel vs Alabama St. (11/11/2021)
	3		Jayla Crawford vs Alabama St. (11/11/2021)
	3		Taylor Muff vs UTRGV (11/09/2021)
3 PT FG ATTEMPTS	9		Ayana Emmanuel vs Alabama St. (11/11/2021)
	6		Sara Bershers vs UTRGV (11/09/2021)
3 PT FG PERCENTAGE (min 2 made)	.750	(3-4)	Jayla Crawford vs Alabama St. (11/11/2021)
	.600	(3-5)	Taylor Muff vs UTRGV (11/09/2021)
FREE THROWS MADE	6		Jordan Horston at Tennessee (11/15/2021)
	5		Kailya Jackson vs Alabama St. (11/11/2021)
FREE THROW ATTEMPTS	8		Jordan Horston at Tennessee (11/15/2021)
	6		Kailya Jackson vs Alabama St. (11/11/2021)
FREE THROW PERCENTAGE (min 3 made)	.833	(5-6)	Kailya Jackson vs Alabama St. (11/11/2021)
	.750	(6-8)	Jordan Horston at Tennessee (11/15/2021)
REBOUNDS	10		Tamari Key at Tennessee (11/15/2021)
	9		Jordan Horston at Tennessee (11/15/2021)
	9		Taylor Muff vs UTRGV (11/09/2021)
ASSISTS	5		Jena' Williams vs UTRGV (11/09/2021)
	4		Jordan Horston at Tennessee (11/15/2021)
STEALS	3		Daklyah Sanders vs Alabama St. (11/11/2021)
	2		Jordan Walker at Tennessee (11/15/2021)
	2		Jordan Horston at Tennessee (11/15/2021)
	2		Jena' Williams vs UTRGV (11/09/2021)
BLOCKED SHOTS	6		Tamari Key at Tennessee (11/15/2021)
	1		Jordan Walker at Tennessee (11/15/2021)
	1		Tyesha Rudolph vs Alabama St. (11/11/2021)
	1		Ayana Emmanuel vs Alabama St. (11/11/2021)
	1		Jada Nneji vs Alabama St. (11/11/2021)
	1		Iva Belosevic vs UTRGV (11/09/2021)
	1		Burcu Soysal vs UTRGV (11/09/2021)
TURNOVERS	5		Tyesha Rudolph vs Alabama St. (11/11/2021)
	4		Jordan Horston at Tennessee (11/15/2021)
	4		Daklyah Sanders vs Alabama St. (11/11/2021)
	4		Iva Belosevic vs UTRGV (11/09/2021)
FOULS	5		Iva Belosevic vs UTRGV (11/09/2021)
	4		Farrah Pearson vs Alabama St. (11/11/2021)



2021-22 South Fla. Women's Basketball
Category Leaders
All games

Page 1/3
as of Nov 16, 2021

Points

##	Player	G	Pts	Pts/G
3	Harvey, Sydni	3	44	14.7
5	Tsineke, Elena	2	31	15.5
32	Mendjiadeu Fankam, Dulcy	3	25	8.3
20	Mununga, Bethy	3	23	7.7
4	Pinzan, Elisa	3	23	7.7
1	Alvarez, Maria	3	19	6.3
21	Leverett, Shae	3	7	2.3
13	Guerreiro, Sara	3	4	1.3
2	Lazic, Mihaela	1	3	3.0
12	Bermejo, Cristina	2	3	1.5
22	Wilson, Aerial	3	2	0.7

Scoring Average

##	Player	G	Pts	Pts/G
5	Tsineke, Elena	2	31	15.5
3	Harvey, Sydni	3	44	14.7
32	Mendjiadeu Fankam, Dulcy	3	25	8.3
20	Mununga, Bethy	3	23	7.7
4	Pinzan, Elisa	3	23	7.7
1	Alvarez, Maria	3	19	6.3
2	Lazic, Mihaela	1	3	3.0
21	Leverett, Shae	3	7	2.3
12	Bermejo, Cristina	2	3	1.5
13	Guerreiro, Sara	3	4	1.3
22	Wilson, Aerial	3	2	0.7

Field Goal Percentage

##	Player	FG	Att	Pct
2	Lazic, Mihaela	1	2	.500
13	Guerreiro, Sara	2	4	.500
3	Harvey, Sydni	15	37	.405
5	Tsineke, Elena	12	31	.387
4	Pinzan, Elisa	9	24	.375
32	Mendjiadeu Fankam, Dulcy	8	22	.364
1	Alvarez, Maria	6	18	.333
21	Leverett, Shae	2	6	.333
22	Wilson, Aerial	1	3	.333
20	Mununga, Bethy	9	28	.321
12	Bermejo, Cristina	1	4	.250

Field Goal Attempts

##	Player	G	Att	Att/G
3	Harvey, Sydni	3	37	12.3
5	Tsineke, Elena	2	31	15.5
20	Mununga, Bethy	3	28	9.3
4	Pinzan, Elisa	3	24	8.0
32	Mendjiadeu Fankam, Dulcy	3	22	7.3

Field Goals Made

##	Player	G	Made	Made/G
3	Harvey, Sydni	3	15	5.0
5	Tsineke, Elena	2	12	6.0
20	Mununga, Bethy	3	9	3.0
4	Pinzan, Elisa	3	9	3.0
32	Mendjiadeu Fankam, Dulcy	3	8	2.7

3-Point FG Percentage

##	Player	3FG	Att	Pct
3	Harvey, Sydni	12	23	.522
12	Bermejo, Cristina	1	2	.500
1	Alvarez, Maria	5	13	.385
4	Pinzan, Elisa	3	13	.231
5	Tsineke, Elena	2	9	.222

3-Point FG Attempts

##	Player	G	Att	Att/G
3	Harvey, Sydni	3	23	7.7
4	Pinzan, Elisa	3	13	4.3
1	Alvarez, Maria	3	13	4.3
5	Tsineke, Elena	2	9	4.5
20	Mununga, Bethy	3	8	2.7

3-Point FG Made

##	Player	G	Made	Made/G
3	Harvey, Sydni	3	12	4.0
1	Alvarez, Maria	3	5	1.7
4	Pinzan, Elisa	3	3	1.0
5	Tsineke, Elena	2	2	1.0
12	Bermejo, Cristina	2	1	0.5



2021-22 South Fla. Women's Basketball
Category Leaders
All games

Page 2/3
as of Nov 16, 2021

Free Throw Percentage

##	Player	Made	Att	Pct
5	Tsineke, Elena	5	5	1.000
3	Harvey, Sydni	2	2	1.000
4	Pinzan, Elisa	2	2	1.000
32	Mendjiadeu Fankam, Dulcy	9	12	.750
20	Mununga, Bethy	5	7	.714
1	Alvarez, Maria	2	4	.500
2	Lazic, Mihaela	1	2	.500
21	Leverett, Shae	3	7	.429

Free Throw Attempts

##	Player	G	Att	Att/G
32	Mendjiadeu Fankam, Dulcy	3	12	4.0
20	Mununga, Bethy	3	7	2.3
21	Leverett, Shae	3	7	2.3
5	Tsineke, Elena	2	5	2.5
1	Alvarez, Maria	3	4	1.3

Free Throws Made

##	Player	G	Made	Made/G
32	Mendjiadeu Fankam, Dulcy	3	9	3.0
5	Tsineke, Elena	2	5	2.5
20	Mununga, Bethy	3	5	1.7
21	Leverett, Shae	3	3	1.0
3	Harvey, Sydni	3	2	0.7

Rebounds

##	Player	G	Reb	Reb/G
20	Mununga, Bethy	3	36	12.0
32	Mendjiadeu Fankam, Dulcy	3	14	4.7
21	Leverett, Shae	3	12	4.0
4	Pinzan, Elisa	3	10	3.3
3	Harvey, Sydni	3	8	2.7

Assists

##	Player	G	Ast	Ast/G
4	Pinzan, Elisa	3	11	3.7
3	Harvey, Sydni	3	4	1.3
20	Mununga, Bethy	3	4	1.3
22	Wilson, Aerial	3	4	1.3
5	Tsineke, Elena	2	3	1.5

Rebounds Average

##	Player	G	Reb	Reb/G
20	Mununga, Bethy	3	36	12.0
32	Mendjiadeu Fankam, Dulcy	3	14	4.7
21	Leverett, Shae	3	12	4.0
4	Pinzan, Elisa	3	10	3.3
3	Harvey, Sydni	3	8	2.7

Steals

##	Player	G	Stl	Stl/G
20	Mununga, Bethy	3	4	1.3
22	Wilson, Aerial	3	4	1.3
3	Harvey, Sydni	3	3	1.0
32	Mendjiadeu Fankam, Dulcy	3	3	1.0
4	Pinzan, Elisa	3	3	1.0

Offensive Rebounds

##	Player	G	OReb	OReb/G
20	Mununga, Bethy	3	12	4.0
32	Mendjiadeu Fankam, Dulcy	3	6	2.0
5	Tsineke, Elena	2	5	2.5
21	Leverett, Shae	3	5	1.7
3	Harvey, Sydni	3	2	0.7

Blocked Shots

##	Player	G	Blk	Blk/G
20	Mununga, Bethy	3	2	0.7
3	Harvey, Sydni	3	1	0.3
32	Mendjiadeu Fankam, Dulcy	3	1	0.3
11	Williams, Patience	2	1	0.5

Defensive Rebounds

##	Player	G	DReb	DReb/G
20	Mununga, Bethy	3	24	8.0
4	Pinzan, Elisa	3	9	3.0
32	Mendjiadeu Fankam, Dulcy	3	8	2.7
1	Alvarez, Maria	3	7	2.3
21	Leverett, Shae	3	7	2.3

Minutes

##	Player	G	Min	Min/G
4	Pinzan, Elisa	3	96	32:01
3	Harvey, Sydni	3	84	27:51
20	Mununga, Bethy	3	83	27:39
21	Leverett, Shae	3	69	22:54
5	Tsineke, Elena	2	60	29:52



2021-22 South Fla. Women's Basketball
Category Leaders
All games

Page 3/3
as of Nov 16, 2021

Fouls

##	Player	G	PF	PF/G
21	Leverett, Shae	3	10	3.3
32	Mendjiadeu Fankam, Dulcy	3	9	3.0
3	Harvey, Sydni	3	6	2.0
20	Mununga, Bethy	3	5	1.7
13	Guerreiro, Sara	3	5	1.7

Turnovers

##	Player	G	TO	TO/G
32	Mendjiadeu Fankam, Dulcy	3	7	2.3
4	Pinzan, Elisa	3	7	2.3
3	Harvey, Sydni	3	5	1.7
5	Tsineke, Elena	2	4	2.0
22	Wilson, Aerial	3	4	1.3

Foul Outs

##	Player	G	FO
3	Harvey, Sydni	3	1
21	Leverett, Shae	3	1



2021-22 South Fla. Women's Basketball
Points-rebounds-assists
All games

Page 1/1
as of Nov 16, 2021

Opponent	Date	Score		1 ALVAREZ, MA	2 LAZIC, MIHA	3 HARVEY, SYD	4 PINZAN, ELI	5 TSINEKE, EL	11 WILLIAMS, P	12 BERMEJO, CR	13 GUERREIRO,	20 MUNUNGA, BE	21 LEVERETT, S	22 WILSON, AER
UTRGV	11/09/2021	63-56	W	3-0-1	DNP	13-1-2	5-5-2	18-2-2	0-1-1	DNP	0-0-0	9-18-1	5-5-0	0-0-1
Alabama St.	11/11/2021	72-37	W	10-4-2	3-1-0	22-4-2	7-3-6	DNP	0-1-0	0-0-1	4-2-3	8-5-3	2-3-1	2-1-2
at Tennessee	11/15/2021	49-52	L	6-3-0	DNP	9-3-0	11-2-3	13-3-1	DNP	3-0-1	0-1-0	6-13-0	0-4-1	0-0-1

Opponent	Date	Score		24 WEARY, BELL	32 MENDJIADU
UTRGV	11/09/2021	63-56	W	DNP	10-7-0
Alabama St.	11/11/2021	72-37	W	0-0-0	14-4-2
at Tennessee	11/15/2021	49-52	L	DNP	1-3-1



2021-22 South Fla. Women's Basketball
Individual Game-by-Game
All games

Page 1/13
as of Nov 16, 2021

#1 ALVAREZ, Maria

Opponent	Date	GS	MIN	Total		3-Pointers		Free throws		Rebounds											
				FG-FGA	PCT	3FG-3FGA	PCT	FT-FTA	PCT	OFF	DEF	TOT	AVG	PF	A	TO	BLK	STL	PTS	AVG	
UTRGV	11/09/2021		14:41	1-4	.250	1-2	.500	0-0	.000	0	0	0	0.0	1	1	1	0	0	3	3.0	
Alabama St.	11/11/2021		16:44	3-6	.500	2-4	.500	2-2	1.000	0	4	4	2.0	0	2	1	0	0	10	6.5	
at Tennessee	11/15/2021		12:49	2-8	.250	2-7	.286	0-2	.000	0	3	3	2.3	0	0	0	0	0	6	6.3	
Totals		0	44:14	6-18	.333	5-13	.385	2-4	.500	0	7	7	2.3	1	3	2	0	0	19	6.3	

Player Averages

Games Played	Minutes/game	Points/game	FG Pct	3FG Pct	FT Pct	Rebounds/game	Assists/game	Turnovers/game	Assist/Turnover ratio	Steals/game	Blocks/game
3	14.7	6.3	33.3	38.5	50.0	2.3	1.0	0.7	1.5	0.0	0.0



2021-22 South Fla. Women's Basketball
Individual Game-by-Game
All games

Page 2/13
as of Nov 16, 2021

#2 LAZIC, Mihaela

Opponent	Date	GS	MIN	Total		3-Pointers		Free throws		Rebounds											
				FG-FGA	PCT	3FG-3FGA	PCT	FT-FTA	PCT	OFF	DEF	TOT	AVG	PF	A	TO	BLK	STL	PTS	AVG	
Alabama St.	11/11/2021		09:49	1-2	.500	0-1	.000	1-2	.500	0	1	1	1.0	0	0	1	0	0	3	3.0	
Totals		0	09:49	1-2	.500	0-1	.000	1-2	.500	0	1	1	1.0	0	0	1	0	0	3	3.0	

Player Averages

Games Played	Minutes/ game	Points/ game	FG Pct	3FG Pct	FT Pct	Rebounds/ game	Assists/ game	Turnovers/ game	Assist/Turnover ratio	Steals/ game	Blocks/ game
1	9.8	3.0	50.0	0.0	50.0	1.0	0.0	1.0	0.0	0.0	0.0



2021-22 South Fla. Women's Basketball
Individual Game-by-Game
All games

Page 3/13
as of Nov 16, 2021

#3 HARVEY, Sydni

Opponent	Date	GS	MIN	Total		3-Pointers		Free throws		Rebounds				PF	A	TO	BLK	STL	PTS	AVG
				FG-FGA	PCT	3FG-3FGA	PCT	FT-FTA	PCT	OFF	DEF	TOT	AVG							
UTRGV	11/09/2021	*	29:27	5-13	.385	3-9	.333	0-0	.000	0	1	1	1.0	1	2	2	1	2	13	13.0
Alabama St.	11/11/2021	*	20:04	7-11	.636	6-8	.750	2-2	1.000	1	3	4	2.5	0	2	1	0	1	22	17.5
at Tennessee	11/15/2021	*	34:03	3-13	.231	3-6	.500	0-0	.000	1	2	3	2.7	5	0	2	0	0	9	14.7
Totals		3	83:34	15-37	.405	12-23	.522	2-2	1.000	2	6	8	2.7	6	4	5	1	3	44	14.7

Player Averages

Games Played	Minutes/game	Points/game	FG Pct	3FG Pct	FT Pct	Rebounds/game	Assists/game	Turnovers/game	Assist/Turnover ratio	Steals/game	Blocks/game
3	27.9	14.7	40.5	52.2	100.0	2.7	1.3	1.7	0.8	1.0	0.3



2021-22 South Fla. Women's Basketball
Individual Game-by-Game
All games

Page 4/13
as of Nov 16, 2021

#4 PINZAN, Elisa

Opponent	Date	GS	MIN	Total		3-Pointers		Free throws		Rebounds											
				FG-FGA	PCT	3FG-3FGA	PCT	FT-FTA	PCT	OFF	DEF	TOT	AVG	PF	A	TO	BLK	STL	PTS	AVG	
UTRGV	11/09/2021	*	34:12	2-8	.250	1-4	.250	0-0	.000	0	5	5	5.0	2	2	3	0	1	5	5.0	
Alabama St.	11/11/2021	*	24:25	2-7	.286	1-6	.167	2-2	1.000	1	2	3	4.0	0	6	0	0	2	7	6.0	
at Tennessee	11/15/2021	*	37:25	5-9	.556	1-3	.333	0-0	.000	0	2	2	3.3	1	3	4	0	0	11	7.7	
Totals		3	96:02	9-24	.375	3-13	.231	2-2	1.000	1	9	10	3.3	3	11	7	0	3	23	7.7	

Player Averages

Games Played	Minutes/game	Points/game	FG Pct	3FG Pct	FT Pct	Rebounds/game	Assists/game	Turnovers/game	Assist/Turnover ratio	Steals/game	Blocks/game
3	32.0	7.7	37.5	23.1	100.0	3.3	3.7	2.3	1.6	1.0	0.0



2021-22 South Fla. Women's Basketball
Individual Game-by-Game
All games

Page 5/13
as of Nov 16, 2021

#5 TSINEKE, Elena

Opponent	Date	GS	MIN	Total		3-Pointers		Free throws		Rebounds				PF	A	TO	BLK	STL	PTS	AVG
				FG-FGA	PCT	3FG-3FGA	PCT	FT-FTA	PCT	OFF	DEF	TOT	AVG							
UTRGV	11/09/2021	*	28:40	8-16	.500	1-5	.200	1-1	1.000	2	0	2	2.0	2	2	3	0	0	18	18.0
at Tennessee	11/15/2021	*	31:04	4-15	.267	1-4	.250	4-4	1.000	3	0	3	2.5	0	1	1	0	2	13	15.5
Totals		2	59:44	12-31	.387	2-9	.222	5-5	1.000	5	0	5	2.5	2	3	4	0	2	31	15.5

Player Averages

Games Played	Minutes/game	Points/game	FG Pct	3FG Pct	FT Pct	Rebounds/game	Assists/game	Turnovers/game	Assist/Turnover ratio	Steals/game	Blocks/game
2	29.9	15.5	38.7	22.2	100.0	2.5	1.5	2.0	0.8	1.0	0.0



2021-22 South Fla. Women's Basketball
Individual Game-by-Game
All games

Page 6/13
as of Nov 16, 2021

#11 WILLIAMS, Patience

Opponent	Date	GS	MIN	Total		3-Pointers		Free throws		Rebounds											
				FG-FGA	PCT	3FG-3FGA	PCT	FT-FTA	PCT	OFF	DEF	TOT	AVG	PF	A	TO	BLK	STL	PTS	AVG	
UTRGV	11/09/2021		05:47	0-3	.000	0-0	.000	0-0	.000	1	0	1	1.0	0	1	0	1	1	0	0.0	
Alabama St.	11/11/2021		09:20	0-1	.000	0-0	.000	0-0	.000	0	1	1	1.0	4	0	2	0	1	0	0.0	
Totals		0	15:07	0-4	.000	0-0	.000	0-0	.000	1	1	2	1.0	4	1	2	1	2	0	0.0	

Player Averages

Games Played	Minutes/game	Points/game	FG Pct	3FG Pct	FT Pct	Rebounds/game	Assists/game	Turnovers/game	Assist/Turnover ratio	Steals/game	Blocks/game
2	7.6	0.0	0.0	0.0	0.0	1.0	0.5	1.0	0.5	1.0	0.5



2021-22 South Fla. Women's Basketball
Individual Game-by-Game
All games

Page 7/13
as of Nov 16, 2021

#12 BERMEJO, Cristina

Opponent	Date	GS	MIN	Total		3-Pointers		Free throws		Rebounds				PF	A	TO	BLK	STL	PTS	AVG
				FG-FGA	PCT	3FG-3FGA	PCT	FT-FTA	PCT	OFF	DEF	TOT	AVG							
Alabama St.	11/11/2021		08:03	0-3	.000	0-1	.000	0-0	.000	0	0	0	0.0	1	1	0	0	0	0	0.0
at Tennessee	11/15/2021		14:18	1-1	1.000	1-1	1.000	0-0	.000	0	0	0	0.0	3	1	0	0	0	3	1.5
Totals		0	22:21	1-4	.250	1-2	.500	0-0	.000	0	0	0	0.0	4	2	0	0	0	3	1.5

Player Averages

Games Played	Minutes/game	Points/game	FG Pct	3FG Pct	FT Pct	Rebounds/game	Assists/game	Turnovers/game	Assist/Turnover ratio	Steals/game	Blocks/game
2	11.2	1.5	25.0	50.0	0.0	0.0	1.0	0.0	2.0	0.0	0.0



2021-22 South Fla. Women's Basketball
Individual Game-by-Game
All games

Page 8/13
as of Nov 16, 2021

#13 GUERREIRO, Sara

Opponent	Date	GS	MIN	Total		3-Pointers		Free throws		Rebounds											
				FG-FGA	PCT	3FG-3FGA	PCT	FT-FTA	PCT	OFF	DEF	TOT	AVG	PF	A	TO	BLK	STL	PTS	AVG	
UTRGV	11/09/2021		07:12	0-1	.000	0-0	.000	0-0	.000	0	0	0	0.0	2	0	0	0	1	0	0.0	
Alabama St.	11/11/2021		17:44	2-3	.667	0-1	.000	0-0	.000	0	2	2	1.0	2	3	0	0	1	4	2.0	
at Tennessee	11/15/2021		02:04	0-0	.000	0-0	.000	0-0	.000	0	1	1	1.0	1	0	1	0	0	0	1.3	
Totals		0	27:00	2-4	.500	0-1	.000	0-0	.000	0	3	3	1.0	5	3	1	0	2	4	1.3	

Player Averages

Games Played	Minutes/game	Points/game	FG Pct	3FG Pct	FT Pct	Rebounds/game	Assists/game	Turnovers/game	Assist/Turnover ratio	Steals/game	Blocks/game
3	9.0	1.3	50.0	0.0	0.0	1.0	1.0	0.3	3.0	0.7	0.0



2021-22 South Fla. Women's Basketball
Individual Game-by-Game
All games

Page 9/13
as of Nov 16, 2021

#20 MUNUNGA, Bethy

Opponent	Date	GS	MIN	Total		3-Pointers		Free throws		Rebounds				PF	A	TO	BLK	STL	PTS	AVG
				FG-FGA	PCT	3FG-3FGA	PCT	FT-FTA	PCT	OFF	DEF	TOT	AVG							
UTRGV	11/09/2021	*	30:51	3-9	.333	0-4	.000	3-5	.600	7	11	18	18.0	2	1	3	0	2	9	9.0
Alabama St.	11/11/2021	*	26:24	3-7	.429	0-2	.000	2-2	1.000	0	5	5	11.5	0	3	0	2	2	8	8.5
at Tennessee	11/15/2021	*	25:42	3-12	.250	0-2	.000	0-0	.000	5	8	13	12.0	3	0	0	0	0	6	7.7
Totals		3	82:57	9-28	.321	0-8	.000	5-7	.714	12	24	36	12.0	5	4	3	2	4	23	7.7

Player Averages

Games Played	Minutes/game	Points/game	FG Pct	3FG Pct	FT Pct	Rebounds/game	Assists/game	Turnovers/game	Assist/Turnover ratio	Steals/game	Blocks/game
3	27.7	7.7	32.1	0.0	71.4	12.0	1.3	1.0	1.3	1.3	0.7



2021-22 South Fla. Women's Basketball
Individual Game-by-Game
All games

Page 10/13
as of Nov 16, 2021

#21 LEVERETT, Shae

Opponent	Date	GS	MIN	Total		3-Pointers		Free throws		Rebounds											
				FG-FGA	PCT	3FG-3FGA	PCT	FT-FTA	PCT	OFF	DEF	TOT	AVG	PF	A	TO	BLK	STL	PTS	AVG	
UTRGV	11/09/2021	*	27:12	1-2	.500	0-0	.000	3-7	.429	3	2	5	5.0	2	0	0	0	1	5	5.0	
Alabama St.	11/11/2021	*	20:10	1-2	.500	0-0	.000	0-0	.000	1	2	3	4.0	3	1	0	0	0	2	3.5	
at Tennessee	11/15/2021	*	21:20	0-2	.000	0-0	.000	0-0	.000	1	3	4	4.0	5	1	1	0	1	0	2.3	
Totals		3	68:42	2-6	.333	0-0	.000	3-7	.429	5	7	12	4.0	10	2	1	0	2	7	2.3	

Player Averages

Games Played	Minutes/game	Points/game	FG Pct	3FG Pct	FT Pct	Rebounds/game	Assists/game	Turnovers/game	Assist/Turnover ratio	Steals/game	Blocks/game
3	22.9	2.3	33.3	0.0	42.9	4.0	0.7	0.3	2.0	0.7	0.0



2021-22 South Fla. Women's Basketball
Individual Game-by-Game
All games

Page 11/13
as of Nov 16, 2021

#22 WILSON, Aerial

Opponent	Date	GS	MIN	Total		3-Pointers		Free throws		Rebounds				PF	A	TO	BLK	STL	PTS	AVG
				FG-FGA	PCT	3FG-3FGA	PCT	FT-FTA	PCT	OFF	DEF	TOT	AVG							
UTRGV	11/09/2021		05:48	0-1	.000	0-1	.000	0-0	.000	0	0	0	0.0	0	1	1	0	0	0	0.0
Alabama St.	11/11/2021	*	23:02	1-2	.500	0-1	.000	0-1	.000	0	1	1	0.5	2	2	2	0	4	2	1.0
at Tennessee	11/15/2021		02:35	0-0	.000	0-0	.000	0-0	.000	0	0	0	0.3	0	1	1	0	0	0	0.7
Totals		1	31:25	1-3	.333	0-2	.000	0-1	.000	0	1	1	0.3	2	4	4	0	4	2	0.7

Player Averages

Games Played	Minutes/game	Points/game	FG Pct	3FG Pct	FT Pct	Rebounds/game	Assists/game	Turnovers/game	Assist/Turnover ratio	Steals/game	Blocks/game
3	10.5	0.7	33.3	0.0	0.0	0.3	1.3	1.3	1.0	1.3	0.0



2021-22 South Fla. Women's Basketball
Individual Game-by-Game
All games

Page 12/13
as of Nov 16, 2021

#24 WEARY, Bella

Opponent	Date	GS	MIN	Total		3-Pointers		Free throws		Rebounds											
				FG-FGA	PCT	3FG-3FGA	PCT	FT-FTA	PCT	OFF	DEF	TOT	AVG	PF	A	TO	BLK	STL	PTS	AVG	
Alabama St.	11/11/2021		04:25	0-1	.000	0-1	.000	0-0	.000	0	0	0	0.0	0	0	0	0	0	0	0.0	
Totals		0	04:25	0-1	.000	0-1	.000	0-0	.000	0	0	0	0.0	0	0	0	0	0	0	0.0	

Player Averages

Games Played	Minutes/ game	Points/ game	FG Pct	3FG Pct	FT Pct	Rebounds/ game	Assists/ game	Turnovers/ game	Assist/Turnover ratio	Steals/ game	Blocks/ game
1	4.4	0.0	0.0	0.0	0.0	0.0	0.0	0.0	0.0	0.0	0.0



2021-22 South Fla. Women's Basketball
Individual Game-by-Game
All games

Page 13/13
as of Nov 16, 2021

#32 MENDJIADEU FANKAM, Dulcy

Opponent	Date	GS	MIN	Total		3-Pointers		Free throws		Rebounds										
				FG-FGA	PCT	3FG-3FGA	PCT	FT-FTA	PCT	OFF	DEF	TOT	AVG	PF	A	TO	BLK	STL	PTS	AVG
UTRGV	11/09/2021		16:10	2-10	.200	0-0	.000	6-8	.750	4	3	7	7.0	1	0	1	1	0	10	10.0
Alabama St.	11/11/2021		19:50	6-9	.667	0-0	.000	2-2	1.000	0	4	4	5.5	4	2	3	0	3	14	12.0
at Tennessee	11/15/2021		18:40	0-3	.000	0-0	.000	1-2	.500	2	1	3	4.7	4	1	3	0	0	1	8.3
Totals		0	54:40	8-22	.364	0-0	.000	9-12	.750	6	8	14	4.7	9	3	7	1	3	25	8.3

Player Averages

Games Played	Minutes/ game	Points/ game	FG Pct	3FG Pct	FT Pct	Rebounds/ game	Assists/ game	Turnovers/ game	Assist/Turnover ratio	Steals/ game	Blocks/ game
3	18.2	8.3	36.4	0.0	75.0	4.7	1.0	2.3	0.4	1.0	0.3



**South Fla. Women's Basketball
Individual Career Summaries
All games**

Page 1/7
as of Nov 12, 2021

ALVAREZ, Maria

				Field Goals		3-Point		F-Throws		Rebounds									Scoring	
SEASON	TEAM	GP-GS	MIN/AVG	FG-FGA	FG%	3FG-3FGA	3FG%	FT-FTA	FT%	OFF	DEF	TOT	AVG	PF-FO	A	TO	BLK	STL	PTS	AVG
2019-20	USF	15-8	410/27.3	44-131	.336	34-108	.315	10-20	.500	7	37	44	2.9	26-1	49	25	0	15	132	8.8
2020-21	USF	21-1	344/16.4	48-124	.387	41-102	.402	17-23	.739	8	30	38	1.8	23-1	17	23	0	12	154	7.3
2021-22	USF	2-0	31/15.7	4-10	.400	3-6	.500	2-2	1.000	0	4	4	2.0	1-0	3	2	0	0	13	6.5
TOTAL		38-9	785/20.7	96-265	.362	78-216	.361	29-45	.644	15	71	86	2.3	50-2	69	50	0	27	299	7.9

Single Game Highs

Statistic	Value	
Points	23	vs Houston 01/09/21
Rebounds	6	vs Mississippi St. 12/19/19, at UNLV 12/21/19
Assists	6	vs FGCU 11/29/19, vs Mississippi St. 12/19/19
Steals	3	at Tulane 01/13/21
FG Made	7	vs VCU 11/15/19, vs Houston 01/09/21
FG Attempts	14	vs Notre Dame 11/30/19
3FG Made	6	vs Alabama St. 12/06/19, vs Houston 01/09/21
3FG Attempts	13	vs Notre Dame 11/30/19
FT Made	4	vs Baylor 12/01/20, vs East Carolina 01/02/21
FT Attempts	4	5 times

BERMEJO, Cristina

				Field Goals		3-Point		F-Throws		Rebounds									Scoring	
SEASON	TEAM	GP-GS	MIN/AVG	FG-FGA	FG%	3FG-3FGA	3FG%	FT-FTA	FT%	OFF	DEF	TOT	AVG	PF-FO	A	TO	BLK	STL	PTS	AVG
2019-20	USF	24-1	241/10.0	17-52	.327	6-22	.273	10-16	.625	13	33	46	1.9	29-0	18	29	5	14	50	2.1
2020-21	USF	19-1	163/8.6	8-29	.276	1-9	.111	8-8	1.000	9	25	34	1.8	18-0	7	10	3	2	25	1.3
2021-22	USF	1-0	8/8.0	0-3	.000	0-1	.000	0-0	.000	0	0	0	0.0	1-0	1	0	0	0	0	0.0
TOTAL		44-2	412/9.4	25-84	.298	7-32	.219	18-24	.750	22	58	80	1.8	48-0	26	39	8	16	75	1.7

Single Game Highs

Statistic	Value	
Points	10	vs Idaho 12/15/19, vs Stetson 12/13/20
Rebounds	5	4 times
Assists	5	at Memphis 02/22/20
Steals	2	at Memphis 02/22/20, at Tulane 02/13/20, vs Saint Francis (PA) 11/24/19
Blocks	2	vs Jacksonville 11/05/19, vs Alabama St. 12/06/19, at Tulsa 12/30/20
FG Made	4	vs SMU 02/29/20, vs Idaho 12/15/19
FG Attempts	9	vs Idaho 12/15/19
3FG Made	2	vs Idaho 12/15/19
3FG Attempts	5	vs Idaho 12/15/19
FT Made	4	vs Stetson 12/13/20
FT Attempts	4	vs Stetson 12/13/20



**South Fla. Women's Basketball
Individual Career Summaries
All games**

Page 2/7
as of Nov 12, 2021

GUERREIRO, Sara

				Field Goals		3-Point		F-Throws		Rebounds									Scoring	
SEASON	TEAM	GP-GS	MIN/AVG	FG-FGA	FG%	3FG-3FGA	3FG%	FT-FTA	FT%	OFF	DEF	TOT	AVG	PF-FO	A	TO	BLK	STL	PTS	AVG
2020-21	USF	9-0	49/5.5	5-17	.294	0-5	.000	0-2	.000	5	3	8	0.9	1-0	2	4	0	1	10	1.1
2021-22	USF	2-0	25/12.5	2-4	.500	0-1	.000	0-0	.000	0	2	2	1.0	4-0	3	0	0	2	4	2.0
TOTAL		11-0	74/6.7	7-21	.333	0-6	.000	0-2	.000	5	5	10	0.9	5-0	5	4	0	3	14	1.3

Single Game Highs

Statistic	Value	
Points	6	vs Jacksonville 11/28/20
Rebounds	3	vs Jacksonville 11/28/20
Assists	3	vs Alabama St. 11/11/21
Steals	1	vs Tulsa 02/13/21, vs UTRGV 11/09/21, vs Alabama St. 11/11/21
FG Made	3	vs Jacksonville 11/28/20
FG Attempts	6	vs Stetson 12/13/20
3FG Attempts	3	vs Stetson 12/13/20
FT Attempts	2	vs Houston 01/09/21

HARVEY, Sydni

				Field Goals		3-Point		F-Throws		Rebounds									Scoring	
SEASON	TEAM	GP-GS	MIN/AVG	FG-FGA	FG%	3FG-3FGA	3FG%	FT-FTA	FT%	OFF	DEF	TOT	AVG	PF-FO	A	TO	BLK	STL	PTS	AVG
2018-19	USF	32-24	964/30.1	120-371	.323	45-131	.344	90-107	.841	30	53	83	2.6	72-4	82	93	2	21	375	11.7
2019-20	USF	22-16	582/26.5	73-205	.356	39-97	.402	74-88	.841	11	23	34	1.5	40-1	30	44	4	20	259	11.8
2020-21	USF	23-23	631/27.4	76-228	.333	43-128	.336	74-100	.740	30	37	67	2.9	38-0	40	34	2	14	269	11.7
2021-22	USF	2-2	50/24.8	12-24	.500	9-17	.529	2-2	1.000	1	4	5	2.5	1-0	4	3	1	3	35	17.5
TOTAL		79-65	2227/28.2	281-828	.339	136-373	.365	240-297	.808	72	117	189	2.4	151-5	156	174	9	58	938	11.9

Single Game Highs

Statistic	Value	
Points	28	vs Tulane 03/07/20
Rebounds	7	vs Memphis 01/23/19, vs Wichita St. 03/09/21
Assists	7	vs Tulsa 02/13/21
Steals	2	15 times
Blocks	1	9 times
FG Made	9	vs Tulane 01/19/19
FG Attempts	21	vs Oklahoma 11/18/18
3FG Made	7	vs Temple 02/09/20
3FG Attempts	11	at Cincinnati 12/22/20
FT Made	10	vs Tulane 03/07/20
FT Attempts	12	vs Tulane 03/07/20



**South Fla. Women's Basketball
Individual Career Summaries
All games**

Page 3/7
as of Nov 12, 2021

LAZIC, Mihaela

				Field Goals		3-Point		F-Throws		Rebounds									Scoring	
SEASON	TEAM	GP-GS	MIN/AVG	FG-FGA	FG%	3FG-3FGA	3FG%	FT-FTA	FT%	OFF	DEF	TOT	AVG	PF-FO	A	TO	BLK	STL	PTS	AVG
2019-20	USF	1-0	8/8.5	0-1	.000	0-1	.000	0-0	.000	0	2	2	2.0	1-0	0	0	0	0	0	0.0
2020-21	USF	17-2	122/7.2	13-35	.371	2-16	.125	3-6	.500	2	9	11	0.6	5-0	19	14	0	3	31	1.8
2021-22	USF	1-0	10/9.8	1-2	.500	0-1	.000	1-2	.500	0	1	1	1.0	0-0	0	1	0	0	3	3.0
TOTAL		19-2	140/7.4	14-38	.368	2-18	.111	4-8	.500	2	12	14	0.7	6-0	19	15	0	3	34	1.8

Single Game Highs

Statistic	Value	
Points	10	vs Tulsa 02/13/21
Rebounds	3	vs Stetson 12/13/20
Assists	5	vs Jacksonville 11/28/20
Steals	1	at Tulsa 12/30/20, vs Cincinnati 02/17/21, at Houston 02/27/21
FG Made	4	vs Tulsa 02/13/21
FG Attempts	11	vs Tulsa 02/13/21
3FG Made	1	vs Tulsa 02/13/21, at Temple 02/24/21
3FG Attempts	4	vs Tulsa 02/13/21
FT Made	1	4 times
FT Attempts	2	4 times

LEVERETT, Shae

				Field Goals		3-Point		F-Throws		Rebounds									Scoring	
SEASON	TEAM	GP-GS	MIN/AVG	FG-FGA	FG%	3FG-3FGA	3FG%	FT-FTA	FT%	OFF	DEF	TOT	AVG	PF-FO	A	TO	BLK	STL	PTS	AVG
2017-18	USF	27-0	290/10.7	19-29	.655	0-0	.000	9-18	.500	29	35	64	2.4	38-1	4	11	8	6	47	1.7
2018-19	USF	35-24	938/26.8	91-160	.569	0-1	.000	78-120	.650	115	146	261	7.5	88-1	22	51	55	19	260	7.4
2019-20	USF	31-12	709/22.9	66-102	.647	0-0	.000	41-81	.506	98	98	196	6.3	77-6	10	35	18	19	173	5.6
2020-21	USF	23-22	666/28.9	39-71	.549	0-0	.000	23-56	.411	82	74	156	6.8	79-4	14	22	22	21	101	4.4
2021-22	USF	2-2	47/23.7	2-4	.500	0-0	.000	3-7	.429	4	4	8	4.0	5-0	1	0	0	1	7	3.5
TOTAL		118-60	2650/22.5	217-366	.593	0-1	.000	154-282	.546	328	357	685	5.8	287-12	51	119	103	66	588	5.0

Single Game Highs

Statistic	Value	
Points	20	vs Wichita St. 02/23/19
Rebounds	18	vs Wichita St. 02/23/19
Assists	3	at East Carolina 02/20/19
Steals	4	vs Houston 01/09/21, vs Cincinnati 02/17/21
Blocks	7	vs Memphis 01/23/19
FG Made	6	vs Vermont 12/17/18, at James Madison 03/24/19, vs Arkansas St. 11/17/17
FG Attempts	10	vs Wichita St. 02/23/19
3FG Attempts	1	at Houston 02/27/19
FT Made	10	vs Wichita St. 02/23/19
FT Attempts	12	at SMU 01/26/19



**South Fla. Women's Basketball
Individual Career Summaries
All games**

Page 4/7
as of Nov 12, 2021

MENDJIADEU FANKAM, Dulcy

SEASON	TEAM	GP-GS	MIN/AVG	Field Goals		3-Point		F-Throws		Rebounds									Scoring	
				FG-FGA	FG%	3FG-3FGA	3FG%	FT-FTA	FT%	OFF	DEF	TOT	AVG	PF-FO	A	TO	BLK	STL	PTS	AVG
2019-20	Mem	31-31	872/28.1	152-312	.487	0-1	.000	73-111	.658	99	167	266	8.6	69-3	16	82	27	36	377	12.2
2020-21	Mem	19-18	580/30.5	107-225	.476	0-1	.000	54-86	.628	74	128	202	10.6	40-2	22	56	30	24	268	14.1
2021-22	USF	2-0	36/18.0	8-19	.421	0-0	.000	8-10	.800	4	7	11	5.5	5-0	2	4	1	3	24	12.0
TOTAL FOR USF		2-0	36/18.0	8-19	.421	0-0	.000	8-10	.800	4	7	11	5.5	5-0	2	4	1	3	24	12.0
TOTAL		52-49	1488/28.6	267-556	.480	0-2	.000	135-207	.652	177	302	479	9.2	114-5	40	142	58	63	669	12.9

Single Game Highs

Statistic	Value	
Points	23	vs Liberty 12/06/20
Rebounds	17	at Saint Louis 12/04/20
Assists	2	10 times
Steals	6	vs Tulane 02/23/21
Blocks	4	at Cincinnati 01/20/21, vs Cincinnati 02/10/21, at Temple 03/04/21
FG Made	10	vs Cincinnati 01/08/20
FG Attempts	17	at Saint Louis 12/04/20
3FG Attempts	1	vs UAB 12/08/19, at Houston 02/13/21
FT Made	9	vs UConn 01/14/20
FT Attempts	10	vs UConn 01/14/20

MUNUNGA, Bethy

SEASON	TEAM	GP-GS	MIN/AVG	Field Goals		3-Point		F-Throws		Rebounds									Scoring	
				FG-FGA	FG%	3FG-3FGA	3FG%	FT-FTA	FT%	OFF	DEF	TOT	AVG	PF-FO	A	TO	BLK	STL	PTS	AVG
2019-20	USF	29-27	759/26.2	109-218	.500	1-5	.200	49-69	.710	110	182	292	10.1	81-0	35	75	27	34	268	9.2
2020-21	USF	23-23	732/31.8	73-165	.442	6-22	.273	70-99	.707	101	196	297	12.9	79-4	29	61	25	27	222	9.7
2021-22	USF	2-2	57/28.6	6-16	.375	0-6	.000	5-7	.714	7	16	23	11.5	2-0	4	3	2	4	17	8.5
TOTAL		54-52	1548/28.7	188-399	.471	7-33	.212	124-175	.709	218	394	612	11.3	162-4	68	139	54	65	507	9.4

Single Game Highs

Statistic	Value	
Points	23	vs East Carolina 01/02/21
Rebounds	21	vs East Carolina 01/02/21
Assists	4	vs Stetson 12/13/20
Steals	5	vs Tulane 02/20/21
Blocks	4	at Wichita St. 01/22/20
FG Made	7	vs Cincinnati 01/05/20, vs East Carolina 01/02/21, vs Tulsa 02/13/21
FG Attempts	15	vs Cincinnati 02/17/21
3FG Made	3	vs Baylor 12/01/20
3FG Attempts	4	vs UTRGV 11/09/21
FT Made	10	vs Tulane 02/20/21
FT Attempts	14	vs Tulane 02/20/21



**South Fla. Women's Basketball
Individual Career Summaries
All games**

Page 5/7
as of Nov 12, 2021

PINZAN, Elisa

				Field Goals		3-Point		F-Throws		Rebounds									Scoring	
SEASON	TEAM	GP-GS	MIN/AVG	FG-FGA	FG%	3FG-3FGA	3FG%	FT-FTA	FT%	OFF	DEF	TOT	AVG	PF-FO	A	TO	BLK	STL	PTS	AVG
2018-19	USF	31-15	762/24.6	40-153	.261	23-95	.242	36-44	.818	4	56	60	1.9	41-0	103	74	0	26	139	4.5
2019-20	USF	27-24	874/32.4	83-234	.355	48-132	.364	30-37	.811	6	72	78	2.9	21-1	121	83	1	28	244	9.0
2020-21	USF	23-23	815/35.5	75-237	.316	33-120	.275	53-64	.828	7	68	75	3.3	26-0	149	49	1	41	236	10.3
2021-22	USF	2-2	59/29.3	4-15	.267	2-10	.200	2-2	1.000	1	7	8	4.0	2-0	8	3	0	3	12	6.0
TOTAL		83-64	2510/30.2	202-639	.316	106-357	.297	121-147	.823	18	203	221	2.7	90-1	381	209	2	98	631	7.6

Single Game Highs

Statistic	Value	
Points	23	vs Stetson 03/21/19, vs UCF 01/19/20
Rebounds	11	vs Mississippi St. 12/05/20
Assists	14	vs Houston 01/09/21
Steals	6	at Tulane 01/13/21, vs Tulsa 02/13/21
Blocks	1	vs Notre Dame 11/30/19, vs Tulsa 02/13/21
FG Made	8	vs UCF 01/19/20
FG Attempts	20	vs UConn 02/16/20
3FG Made	7	vs UCF 01/19/20
3FG Attempts	12	vs UCF 01/19/20
FT Made	8	vs Houston 03/09/19, vs UCF 03/11/21
FT Attempts	9	at Memphis 12/16/20



**South Fla. Women's Basketball
Individual Career Summaries
All games**

Page 6/7
as of Nov 12, 2021

TSINEKE, Elena

				Field Goals		3-Point		F-Throws		Rebounds										Scoring	
SEASON	TEAM	GP-GS	MIN/AVG	FG-FGA	FG%	3FG-3FGA	3FG%	FT-FTA	FT%	OFF	DEF	TOT	AVG	PF-FO	A	TO	BLK	STL	PTS	AVG	
2019-20	USF	27-22	746/27.6	115-307	.375	44-138	.319	60-68	.882	17	36	53	2.0	63-2	44	77	8	18	334	12.4	
2020-21	USF	21-17	506/24.1	105-272	.386	32-108	.296	43-49	.878	22	25	47	2.2	37-1	37	44	2	9	285	13.6	
2021-22	USF	1-1	29/28.7	8-16	.500	1-5	.200	1-1	1.000	2	0	2	2.0	2-0	2	3	0	0	18	18.0	
TOTAL		49-40	1281/26.2	228-595	.383	77-251	.307	104-118	.881	41	61	102	2.1	102-3	83	124	10	27	637	13.0	

Single Game Highs

Statistic	Value	
Points	31	vs Wichita St. 01/06/21
Rebounds	6	vs Baylor 12/01/20
Assists	7	vs Jacksonville 11/28/20
Steals	4	vs Tulane 01/25/20
Blocks	2	vs Stetson 12/13/20
FG Made	11	vs Wichita St. 01/06/21
FG Attempts	24	vs NC State 03/23/21
3FG Made	5	vs Wichita St. 01/06/21
3FG Attempts	12	vs Notre Dame 11/30/19
FT Made	7	vs FGCU 11/29/19
FT Attempts	8	vs FGCU 11/29/19

WEARY, Bella

				Field Goals		3-Point		F-Throws		Rebounds									Scoring	
SEASON	TEAM	GP-GS	MIN/AVG	FG-FGA	FG%	3FG-3FGA	3FG%	FT-FTA	FT%	OFF	DEF	TOT	AVG	PF-FO	A	TO	BLK	STL	PTS	AVG
2021-22	USF	1-0	4/4.4	0-1	.000	0-1	.000	0-0	.000	0	0	0	0.0	0-0	0	0	0	0	0	0.0
TOTAL		1-0	4/4.4	0-1	.000	0-1	.000	0-0	.000	0	0	0	0.0	0-0	0	0	0	0	0	0.0

Single Game Highs

Statistic	Value	
FG Attempts	1	vs Alabama St. 11/11/21
3FG Attempts	1	vs Alabama St. 11/11/21



**South Fla. Women's Basketball
Individual Career Summaries
All games**

Page 7/7
as of Nov 12, 2021

WILLIAMS, Patience

				Field Goals		3-Point		F-Throws		Rebounds									Scoring	
SEASON	TEAM	GP-GS	MIN/AVG	FG-FGA	FG%	3FG-3FGA	3FG%	FT-FTA	FT%	OFF	DEF	TOT	AVG	PF-FO	A	TO	BLK	STL	PTS	AVG
2021-22	USF	2-0	15/7.6	0-4	.000	0-0	.000	0-0	.000	1	1	2	1.0	4-0	1	2	1	2	0	0.0
TOTAL		2-0	15/7.6	0-4	.000	0-0	.000	0-0	.000	1	1	2	1.0	4-0	1	2	1	2	0	0.0

Single Game Highs

Statistic	Value	
Rebounds	1	vs UTRGV 11/09/21, vs Alabama St. 11/11/21
Assists	1	vs UTRGV 11/09/21
Steals	1	vs UTRGV 11/09/21, vs Alabama St. 11/11/21
Blocks	1	vs UTRGV 11/09/21
FG Attempts	3	vs UTRGV 11/09/21

WILSON, Aerial

				Field Goals		3-Point		F-Throws		Rebounds									Scoring	
SEASON	TEAM	GP-GS	MIN/AVG	FG-FGA	FG%	3FG-3FGA	3FG%	FT-FTA	FT%	OFF	DEF	TOT	AVG	PF-FO	A	TO	BLK	STL	PTS	AVG
2019-20	Mem	31-30	863/27.8	42-128	.328	17-57	.298	14-23	.609	22	36	58	1.9	69-1	70	67	6	32	115	3.7
2020-21	Mem	19-19	647/34.1	29-111	.261	9-44	.205	17-24	.708	19	47	66	3.5	45-0	115	71	3	17	84	4.4
2021-22	USF	2-1	29/14.4	1-3	.333	0-2	.000	0-1	.000	0	1	1	0.5	2-0	3	3	0	4	2	1.0
TOTAL FOR USF		2-1	29/14.4	1-3	.333	0-2	.000	0-1	.000	0	1	1	0.5	2-0	3	3	0	4	2	1.0
TOTAL		52-50	1539/29.6	72-242	.298	26-103	.252	31-48	.646	41	84	125	2.4	116-1	188	141	9	53	201	3.9

Single Game Highs

Statistic	Value	
Points	10	at Saint Louis 12/04/20, at Cincinnati 01/20/21
Rebounds	9	vs Liberty 12/06/20
Assists	10	vs Houston 12/22/20, vs East Carolina 02/06/21
Steals	5	vs George Washington 11/17/19, at Tulsa 01/09/21
Blocks	1	9 times
FG Made	4	vs SMU 01/21/20, at Saint Louis 12/04/20, at Cincinnati 01/20/21
FG Attempts	11	vs Cincinnati 03/08/21
3FG Made	2	vs SMU 03/06/20
3FG Attempts	5	vs Cincinnati 03/08/21
FT Made	3	vs Liberty 12/06/20
FT Attempts	6	vs Tulane 02/04/20