



# 2021 USF WOMEN'S SOCCER

NCAA Tournament (8): 2010, 2014, 2015, 2017, 2018, 2019, 2020, 2021

NCAA Tournament Third Round (1): 2019

AAC Tournament Champions: 2017, 2019, 2020 | AAC Regular Season Champions: 2018, 2020, 2021

C-USA Regular Season Champions: 1998

Primary Contact: Dan Hamilton | Phone: (C) 813-240-6817 | Email: dhamilton5@usf.edu

Twitter: @USFWSOC | Instagram: USFWSOC | Facebook: facebook.com/usfwsoc | Web: GoUSFBulls.com

## 2021 USF SCHEDULE/RESULTS

### AUGUST

|                       | E.T.         |
|-----------------------|--------------|
| 7 Jacksonville (Exh.) | W, 6-1       |
| 19 Florida            | W, 2-1       |
| 22 UNF                | W, 1-0 (2OT) |
| 26 LSU (RV)           | L, 1-2       |
| 29 Kentucky           | W, 2-1       |

### SEPTEMBER

|                    |              |
|--------------------|--------------|
| 2 No. 22 Tennessee | L, 0-2       |
| 9 FAU              | T, 1-1 (2OT) |
| 12 at Miami        | W, 1-0       |
| 16 ECU*            | W, 3-2 (OT)  |
| 19 at FGCU         | W, 2-1       |
| 24 at Tulsa*       | W, 1-0 (2OT) |
| 30 Houston*        | T, 1-1 (2OT) |

### OCTOBER

|                |              |
|----------------|--------------|
| 7 at UCF*      | W, 2-1 (2OT) |
| 10 SMU*        | L, 0-2       |
| 17 at Memphis* | W, 1-0 (2OT) |
| 21 Cincinnati* | W, 2-0       |
| 28 at Temple*  | W, 2-0       |

### NOVEMBER

|   |                                      |
|---|--------------------------------------|
| 4 SMU (AAC Semifinals)                    | W, 2-0                               |
| 7 Memphis (AAC Finals)                    | T, 0-0 (2OT) (MEM adv., 3-0, on PKs) |
| 14 NC State (NCAA Tournament First Round) | 1 p.m.                               |

## PRONUNCIATIONS

|                       |                          |
|-----------------------|--------------------------|
| 2 Chyanne Dennis      | SHY-anne                 |
| 3 Alanna Lutcmansingh | Uh-la-nuh Lutch-man-sing |
| 5 Val Valsdottir      | Vals-daughter            |
| 8 Rosalia Muino       | Mueen-yo                 |
| 10 Paula Leblc        | LEB-lick                 |
| 12 Jade Euell         | YOU-el                   |
| 13 Camryn Lizardi     | Luh-Zar-Dee              |
| 17 Chiara Hahn        | Key-arr-uh Han           |
| 18 Maya Alicea        | My-uh Al-e-see-uh        |
| 19 Chloe Zamiela      | Zam-el-uh                |
| 21 Emilie Lajmire     | Lie-Miri                 |
| 24 Kaley Verpaele     | Ver-PALE                 |
| 35 Sydney Nasello     | Sydney Nuh-CELL-oh       |

Head Coach Denise **Schilte**-Brown SHILL-Tee  
Assistant Coach **Iban** Lopez EE-bon  
Volunteer Assistant Coach **Erich** Leite Eric LEEch

## MATCH NINETEEN | SUNDAY, NOV. 14, 2021 | 1 P.M. | CORBETT STADIUM



#22/23 SOUTH FLORIDA

**BULLS**

12-3-3, 6-1-1 AAC VS.

**NC STATE**

**WOLFPACK**

8-8-2, 4-6-0 ACC



Last Game: Nov. 7 vs. Memphis, T, 0-0

Next Game: NCAA Tournament

Head Coach: Denise Schilte-Brown

Career Record: 260-150-58 (24th season)

At USF: 166-81-41 (15th season)



Last Game: Oct. 28 at Pitt, L, 0-2

Next Game: NCAA Tournament

Head Coach: Tim Santoro

Career Record: 75-81-17 (9th season)

At NC State: Same

## 2021 USF BULLS ROSTER

| No. | Name                       | P    | Ht.  | Yr.   | Hometown/Previous School/High School                      |
|-----|----------------------------|------|------|-------|---|
| 0   | Madison Holcombe           | GK   | 5-11 | Fr.   | Wesley Chapel, Fla. (Wesley Chapel HS)                    |
| 1   | Sydney Martinez            | GK   | 6-0  | Jr.   | Rincon, Ga. (Effingham County HS)                         |
| 2   | Chyanne Dennis             | D    | 5-11 | Sr.   | Sunrise, Fla. (American Heritage HS)                      |
| 3   | Alanna Lutcmansingh        | D    | 5-4  | Jr.   | Lauderhill, Fla. (Cardinal Gibbons HS)                    |
| 4   | Vivianne Bessette          | D    | 5-8  | Fr.   | Montreal, Quebec, Canada (Monteverde Academy)             |
| 5   | Valgerdur (Val) Valsdottir | D/MF | 5-6  | Fr.   | Hafnarjardur, Iceland (Verzlunarskoli Islands)            |
| 6   | Lucy Roberts               | D    | 5-10 | So.   | Cheshire, England (Bridgewater HS)                        |
| 7   | Katie Kitching             | MF   | 5-3  | Sr.   | Bedale, England (Bedale HS)                               |
| 8   | Rosalia Muino Gonzalez     | MF   | 5-2  | So.   | Coruna, Spain (IES Ramon Menendez Pidal)                  |
| 10  | Paula Leblc                | MF   | 5-4  | Sr.   | Madrid, Spain (Oregon State)                              |
| 11  | Madeleine Penman-Derstine  | F    | 5-9  | Fr.   | Toronto, Ontario, Canada (Ecole Secondaire Toronto Ouest) |
| 12  | Jade Euell                 | F/MF | 5-4  | Fr.   | Boca Raton, Fla. (Calvary Christian Academy)              |
| 13  | Camryn Lizardi             | D    | 5-6  | So.   | Bradenton, Fla. (Braden River HS)                         |
| 14  | Serita Thurton             | F    | 5-5  | Fr.   | Ajax, Ontario, Canada (Markham SC)                        |
| 15  | Sabrina Wagner             | MF   | 5-7  | Sr.   | New Port Richey, Fla. (J.W. Mitchell HS)                  |
| 16  | Kendall Lincoln            | F/MF | 5-3  | Fr.   | Stephens City, Va. (Sherando HS)                          |
| 17  | Quinn Ryan                 | F/D  | 5-4  | Fr.   | Tampa, Fla. (Plant HS)                                    |
| 18  | Maya Alicea                | D    | 5-6  | So.   | Parkland, Fla. (Cardinal Gibbons HS)                      |
| 19  | Chloe Zamiela              | F    | 5-8  | Sr.   | Stuart, Fla. (West Virginia University)                   |
| 20  | Iris Young                 | D    | 5-8  | Fr.   | Boca Raton, Fla. (Spanish River HS)                       |
| 21  | Emilie Lajmire             | MF   | 5-5  | Fr.   | Odense, Denmark (Tornbjerg Gymnasium)                     |
| 22  | Sloane Young               | F/MF | 5-8  | Fr.   | Boca Raton, Fla. (Spanish River HS)                       |
| 23  | Chiara Hahn                | MF   | 5-9  | Fr.   | Lauterbach, Germany (Carl von Weingberg Schule)           |
| 24  | Kaley Verpaele             | D/MF | 5-5  | Sr.   | Cocoa Beach, Fla. (Merritt Island HS / Alabama)           |
| 25  | Katie Moore                | MF   | 5-5  | Fr.   | Batavia, N.Y. (Batavia HS)                                |
| 26  | Hayden Fredericks          | MF   | 5-4  | Fr.   | St. Petersburg, Fla. (St. Petersburg HS)                  |
| 27  | Bailey Sweginnis           | MF   | 5-6  | Fr.   | Coral Springs, Fla. (Coral Springs HS)                    |
| 28  | Madison Schwarzenberger    | MF   | 6-0  | Fr.   | Neptune Beach, Fla. (Fletcher HS)                         |
| 29  | Landry Singleton           | D    | 5-4  | R-Fr. | Lutz, Fla. (Steinbrenner HS)                              |
| 31  | Arden La-Rose              | GK   | 5-9  | Fr.   | Toronto, Canada (Leaside HS)                              |
| 32  | Katrina Haarmann           | GK   | 5-7  | So.   | Caledon, Ontario, Canada (Humberview SS)                  |
| 33  | Meghan Cavanaugh           | MF   | 5-2  | Sr.   | Clifton Park, N.Y. (UAlbany)                              |
| 35  | Sydney Nasello             | F    | 5-3  | Jr.   | Land O' Lakes, Fla. (Land O' Lakes HS)                    |

**Head Coach:** Denise Schilte-Brown (UMBC '96)

**Associate Head Coaches:** Chris Brown (American '94) | Iban Lopez (Santiago de Compostela '03)

**Volunteer Assistant Coach:** Erich Leite (Rochester '16)

**Director of Operations:** Kameron Edwards

**Head Athletic Trainer:** Macy Franklin

**Strength & Conditioning:** Chris Murphy

## USF QUICK FACTS

### GENERAL

|   |                              |
|---|------------------------------|
| Location                                | Tampa, Fla.                  |
| Enrollment                              | 50,577                       |
| Founded/Opened                          | 1956                         |
| Colors                                  | Green and, Gold              |
| Nickname                                | Bulls                        |
| Affiliation                             | NCAA Division I              |
| Conference                              | American Athletic Conference |
| Home Field                              | Corbett Stadium              |
| Capacity                                | 3,000-plus                   |
| Interim President                       | Rhea Law                     |
| Alma Mater                              | USF                          |
| Director of Athletics                   | Michael Kelly                |
| Alma Mater                              | Wake Forest                  |
| Senior Associate Athletics Director/SWA | Marquita Armstead            |
| Alma Mater                              | Mississippi State            |

### TEAM HISTORY

|   |  |
|---|--|
| First Year of Soccer                    | 1995   |
| Overall Record                          | 263-175-59   |
| American Athletic Conference Titles (6) | 2017 <sup>T</sup> , 2018 <sup>RS</sup> , 2019 <sup>T</sup> , 2020 <sup>RS-T</sup> , 2021 <sup>RS</sup> |
| Conference USA Titles                   | 1998 <sup>RS</sup>   |
| All-Time NCAA Tournament Appearances    | 8  |
| Years                                   | 2021, 2020, 2019, 2018, 2017, 2015, 2014, 2010   |
| NCAA Tournament Best Finish             | Third Round (2019)   |
| Last NCAA Appearance                    | W vs. CCSU, 3-0; L vs. TAMU, 0-2   |

### COACHING STAFF

|                       |   |
|-----------------------|---|
| Head Coach            | Denise Schilte-Brown (UMBC, '96)        |
| Overall Record (Yrs.) | 260-150-58 (24th season)                |
| Record at USF (Yrs.)  | 166-81-41 (15th season)                 |
| Associate Head Coach  | Chris Brown (American '94)              |
| Associate Head Coach  | Iban Lopez (Santiago de Compostela '03) |
| Volunteer Assistant   | Erich Leite (Rochester '16)             |

### A LOOK BACK AT 2020

|  |        |
|--|--------|
| Overall Record                                     | 10-1-2 |
| Home   | 6-0    |
| Away   | 3-0-2  |
| Neutral  | 1-1-0  |
| American Athletic Conference Record                | 6-0-1  |
| Home   | 4-0    |
| Away   | 2-0-1  |
| American Athletic Conference Regular Season Finish | 1st    |

### ATHLETIC MEDIA RELATIONS

|  |                      |
|--|----------------------|
| Asst. Dir. of Communications/Soccer Contact: | Dan Hamilton         |
| Cell Phone                                   | (813) 240-6817       |
| E-mail                                       | dhamilton5@usf.edu   |
| Web Site                                     | GoUSFBulls.com       |
| Twitter                                      | @USFWSOC             |
| Instagram                                    | USFWSOC              |
| Facebook                                     | facebook.com/usfwsoc |

## A USF WIN WOULD...

- be better than a loss.
- advance USF to the second round of the NCAA tournament for the sixth time and fifth consecutive time.
- improve USF to 13-3-3 on the season.
- give USF the lead in the all-time series, 1-0.
- raise USF's all-time record to 264-175-59.

## 2021 AAC STANDINGS | PRESEASON AAC COACHES POLL

| SCHOOL        | CONF  | PTS. | OVERALL | PCT.  |
|---------------|-------|------|---------|-------|
| USF           | 6-1-1 | 19   | 12-3-3  | 0.750 |
| Houston       | 5-2-1 | 16   | 13-5-2  | 0.700 |
| Memphis       | 5-3   | 15   | 13-4-2  | 0.737 |
| SMU           | 4-2-2 | 14   | 11-4-2  | 0.706 |
| East Carolina | 3-3-2 | 11   | 8-9-2   | 0.474 |
| UCF           | 3-4-1 | 10   | 8-7-1   | 0.531 |
| Cincinnati    | 2-4-2 | 8    | 7-7-3   | 0.500 |
| Temple        | 2-6   | 6    | 5-8-3   | 0.406 |
| Tulsa         | 1-6-1 | 4    | 6-9-2   | 0.412 |

### PRESEASON AAC POLL (First Place Votes)

1. USF (6)
2. Memphis (3)
3. SMU
4. Cincinnati
5. UCF
6. ECU
7. Houston
8. Temple
9. Tulsa



## BULLS NOTEBOOK

### SCOUTING NC STATE

NC State finished its season leading into the NCAA tournament with a 8-8-2 with wins over No. 4 Duke and No. 3 UNC in the regular season.

Jameese Joseph leads the Wolfpack with eight goals and two assists for 18 points. Three players behind her have notched double-digit points totals, with Annika Wohner (12), Lulu Guttenberger (11) and Jenna Butler (10) rounding out the top three. Maria Echezarreta has played nearly every minute for NC State in net, posting a 1.03 GAA and a 0.776 save percentage.

### THE SERIES VS. THE WOLFPACK

This is the first meeting between USF and NC State.

### RECORD WATCH

Sydney Nasello has 28 career assists, which is one from breaking the record set by Siri Nordby (1997-2000). She also has 24 goals, which is seventh on USF's all-time list, and 76 points, fifth on the all-time list.

### MS. WORLDWIDE

The Bulls have a notable amount of international student-athletes on the roster in 2021. In addition to 21 Americans, Schilte-Brown, a Canadian herself, has five Canadians, two Brits, two Spaniards, a German, an Icelander and a Dane on the 2020 squad.

The Bulls are also well represented on various national teams in soccer. In addition to Sydney Nasello, who has played in the USWNT system, USF student-athletes have also played in the national systems for Canada (Serita Thurton), England (Lucy Roberts), Spain (Rosalia Muino), Bulgaria (Vivianne Bessette), Jamaica (Chyanne Dennis), Denmark (Emilie Lajmiri), Iceland (Val Valsdottir) and Germany (Chiara Hahn).

### ATTENDANCE

After a season with no attendance beyond a pass list and through nearly a month of play, Corbett Stadium has hosted 7,397 fans for women's soccer games. The Bulls currently rank 21st in the country in cumulative attendance.

### GOLD MEDALIST

Evelyn Viens was the first former USF student-athlete to earn a gold medal at the Olympics. Her triumph came as Team Canada defeated Sweden in the gold medal match. Viens made two appearances for Team Canada, including a start against Great Britain.

### CARDIAC BULLS

USF has played in seven overtime games so far this season, posting a 5-0-2 record in those extra time games. USF is one of five schools who have played in seven OT games with no losses.

### MOST GAMES PLAYED

Sabrina Wagner has played in 87 games for USF since arriving on campus in 2017, the most game appearances by a USF women's soccer student-athlete in program history. She passed Jordyn Listro, who played in 81 games for the Bulls, in the Oct. 10 game against SMU.

### AAC TITLETOWN

The Bulls have captured six titles in the last five years, securing at least one in each of the last five seasons. No other school has captured more than four titles, with UCF and former-league member UConn each capturing four to date. Memphis has a pair, while Cincinnati has one.



## USF HEAD COACH DENISE SCHILTE-BROWN

Denise Schilte-Brown became the second coach in the history of the University of South Florida women's soccer program in December of 2006, bringing with her new energy and enthusiasm for both the team and the University.

Schilte-Brown will enter her 15th year at the helm of the University of South Florida women's soccer program in the fall of 2021 and 24th year as a head coach overall. In her 14 seasons at USF, Schilte-Brown has amassed a record of 154-78-38 and a 248-147-55 slate overall.

Since becoming head coach for the 2007 season, Schilte-Brown has led the team to five American Athletic Conference championships, including four straight seasons with a championship from 2017-2020. In 2020, she led the team as it won both the regular season and tournament championships in the same season for the first time. She also led the Bulls to four BIG EAST Championship appearances, and has only missed two postseason conference tournaments in 15 seasons. She led USF to its first-ever NCAA Tournament appearance in 2010, followed by six more in 2014, 2015, 2017, 2018, 2019 and 2020. Under her leadership, the Bulls have advanced to the second round of the NCAA tournament four times, in 2010, 2017, 2018 and 2020 and advanced to the third round for the first time in program history in 2019. USF's 2018 NCAA postseason run resulted in the largest margin of victory and most goals in the NCAA Tournament for the Bulls when they beat UAlbany in the first round, 5-1, at Corbett Stadium.

Schilte-Brown continued her success at the helm of the USF program in 2019 and the COVID-impacted 2020 seasons, leading the team to conference championships and NCAA tournament appearances in both seasons. USF posted a record season in 2019, advancing to the third-round of the NCAA tournament for the first time in program history and earning its highest final ranking at No. 12 in the TDS rankings. In 2020, the team battled a postponement of the season to capture the regular season and tournament championship in the same year for the first time.

Both 2017 and 2018 were record years for the Bulls, both with championships including a tournament championship in 2017 and a regular season title in 2018. USF posted a program-best AAC record of 7-1-1 during the regular season, and topped that with an 8-1-0 record in 2018. In 2017, Schilte-Brown reached her 200th overall win and also helped the program to its 200th overall win.

Schilte-Brown helped mentor the program's first All-American in 2017 in Evelyne Viens who was named to the United Soccer Coaches All-American Third Team, and again in 2018 when Viens received her second selection to the third team.

Also in 2017, Schilte-Brown achieved UEFA "A" license, just one level below the UEFA Pro license. Under Schilte-Brown, the Bulls improved in almost every offensive and defensive category over the years. USF bettered its numbers from the previous season in four straight seasons in wins, conference wins, goals scored, points, shots on goal, goals allowed, GAA and shutouts. USF's 54 goals scored in 2018 were the most of the Schilte-Brown era and the most since 1998, when it scored 59 goals on the season. It is the second most all-time in USF history.

In 2016, Schilte-Brown reached her 100th win at the helm of the Bulls and led the team to the longest perfect record in the nation with eight straight wins. USF was ranked for seven consecutive weeks and reached the highest ranking in program history at No. 14.

In 2015, Schilte-Brown's squad tied the record for wins in a season (15) and posted one of the best marks in non-conference play in school history. The squad was ranked in polls for consecutive weeks and reached one of the highest rankings in program history at No. 18. The team advanced to the conference championship for the second straight year and the NCAA tournament for the second straight year.

In 2014, Schilte-Brown led the team to a 13-7-2 record and a 6-3-0 mark in conference play. The Bulls advanced to the championship match of the conference tournament before falling in penalty kicks to second-seeded UConn. USF advanced to its second NCAA tournament appearance under Schilte-Brown and hosted the first round at Corbett Stadium.

The 2010 season proved to be a year of firsts for USF, not only under Schilte-Brown but the entire program. She took the Bulls the farthest they had ever been in the BIG EAST Championships. The Bulls were the No. 3 seed out of the American Division and received a first-round bye. USF traveled to the nation's capital and knocked off Georgetown in the quarterfinals.

Prior to 2010, the Bulls had never advanced past the second round of the championships and had never finished higher than second in a conference tournament in 16 seasons. USF was 3-3 in six BIG EAST Conference Championship matches.

More impressively, the Bulls earned the program's first NCAA Tournament in 2010 and picked up their first NCAA win, a 3-1 over Auburn in the first round in Tallahassee, Fla. The Bulls bowed out of the tournament in a 2-1 loss to No. 8 Florida State in the second round. Additionally, women's soccer finished ranked in a national poll for the first time in school history following the 2010 campaign. The Bulls finished ranked No. 25 by Soccer America in the final regular season poll, No. 28 by Top Drawer Soccer and received votes in the final postseason ranking by the United Soccer Coaches (called the NCSAA at that time), all of which were program firsts.

In 2009, USF returned to the BIG EAST Tournament and picked up its first BIG EAST postseason win, a 1-0 win over DePaul in Tampa in the first round. Following the season, the Bulls were recognized by Somis Sports as the 13th most improved women's soccer programs in America from 2008 to 2009.

In her first season at USF, Schilte-Brown guided the Bulls to a 4-10-3 record and led the Bulls to their first Big East Championships in school history.

In 2008, Schilte-Brown welcomed 28 newcomers to her soccer program and eclipsed the win total from the previous season but missed out on postseason play.

During her seven years at VCU, Schilte-Brown led the Rams to a 77-51-17 record, including Colonial Athletic Association (CAA) conference championships in 2004 and 2005 and a third-place finish in 2006. The Rams won the CAA Tournament as well in 2004 and under Schilte-Brown's guidance advanced to the program's only two NCAA Tournament appearances in 2004 and 2005.





Prior to arriving at VCU in 2000, Schilte-Brown directed the University of Maryland-Baltimore County Retrievers to an 18-17-1 record over two seasons, including a second and fourth-place finish in the Northeast Conference.

After graduating from UMBC in 1996 with a bachelor's degree in economics, Schilte-Brown served as an assistant coach at both Eckerd (Fla.) College (1997) and the University of Tampa (1998) before returning to her alma mater. While in Florida, she was also the head coach of the Tampa Heather U-13 and U-19 youth soccer clubs.

Schilte-Brown served four years as a regional coach for the Olympic Development Program (ODP), and ran the national training center in Tampa. She also served as a US National Team Coach for the U-23 national team camp, and was a national staff coach for U-23 camps. She was also an assistant coach for the Virginia Youth Soccer Association (VYSA) U-17 ODP. She was also a head coach at both the 2003 and 2004 InfoSport Pro Soccer Combines.

In February of 2001, Schilte-Brown became the first women's soccer player to be inducted into UMBC's Athletic Hall of Fame. The 1996 Big South Conference Player of the Year earned all-conference accolades four consecutive seasons while at UMBC and was the team MVP three of her four seasons with the Retrievers. Schilte-Brown still holds the UMBC record in goals (55), assists (38) and points (148).

A native of Grimsby, Ontario, and a member of the 1997 Canadian National Team, Schilte-Brown also played two seasons in the Women's Bundesliga professional league in Germany as well as the W-League in the United States from 1998-2001.

THE SCHILTE-BROWN FILE

AS HEAD COACH...

| Year   | School | Record    | Notes/Postseason            |
|--------|--------|-----------|-----------------------------|
| 2021   | USF    | 12-3-3    |                             |
| 2020   | USF    | 10-1-2    | (AAC R.S. + Tourn; NCAA)    |
| 2019   | USF    | 16-5      | NCAA 3rd Round (AAC Tourn.) |
| 2018   | USF    | 15-4      | NCAA 2nd Round (AAC R.S.)   |
| 2017   | USF    | 13-4-2    | NCAA 2nd Round (AAC Tourn.) |
| 2016   | USF    | 12-4-3    | AAC Semifinals              |
| 2015   | USF    | 15-4-3    | NCAA 1st Round              |
| 2014   | USF    | 13-7-2    | NCAA 1st Round              |
| 2013   | USF    | 10-4-6    | AAC Semifinals              |
| 2012   | USF    | 10-5-4    | Big EAST Semifinals         |
| 2011   | USF    | 6-8-4     | -                           |
| 2010   | USF    | 14-6-3    | NCAA 2nd Round              |
| 2009   | USF    | 9-8-3     | Big EAST Quarterfinals      |
| 2008   | USF    | 7-8-3     | -                           |
| 2007   | USF    | 4-10-3    | Big EAST First Round        |
| Totals |        | 166-81-41 |                             |

|               |      |            |                               |
|---------------|------|------------|-------------------------------|
| 2006          | VCU  | 11-6-3     | -                             |
| 2005          | VCU  | 13-5-5     | NCAA 1st Round(R.S. & Tourn.) |
| 2004          | VCU  | 15-7       | NCAA 1st Round                |
| 2003          | VCU  | 10-6-4     | -                             |
| 2002          | VCU  | 12-7-1     | -                             |
| 2001          | VCU  | 7-10-3     | -                             |
| 2000          | VCU  | 9-10-1     | -                             |
| Totals        |      | 77-51-17   |                               |
| 1999          | UMBC | 6-10       | -                             |
| 1998          | UMBC | 11-8       | -                             |
| Totals        |      | 17-18      |                               |
| Career Record |      | 260-150-58 |                               |

UNITED SOCCER COACHES | TOPDRAWERSOCCER.COM TOP 25

UNITED SOCCER COACHES

| Rank | School           | Prev | 1st | Pts | W-L-T  |
|------|------------------|------|-----|-----|--------|
| 1    | Florida State    | 2    | 29  | 838 | 16-1-2 |
| 2    | Virginia         | 1    | 3   | 812 | 16-2-2 |
| 3    | UCLA             | 3    | 2   | 782 | 16-0-3 |
| 4    | Duke             | 6    | 0   | 741 | 13-3-1 |
| 5    | Rutgers          | 4    | 0   | 681 | 17-3-0 |
| 6    | Tennessee        | 10   | 0   | 653 | 18-2-0 |
| 7    | Arkansas         | 5    | 0   | 622 | 16-4-0 |
| 8    | TCU              | 9    | 0   | 606 | 17-2-2 |
| 9    | Michigan         | 13   | 0   | 570 | 15-3-3 |
| 10   | North Carolina   | 7    | 0   | 547 | 12-2-3 |
| 11   | USC              | 8    | 0   | 515 | 13-3-2 |
| 12   | Santa Clara      | 15   | 0   | 440 | 11-5-2 |
| 13   | BYU              | 12   | 0   | 404 | 13-4-1 |
| 14   | Xavier           | 11   | 0   | 375 | 16-1-1 |
| 15   | Washington State | 18   | 0   | 336 | 13-2-4 |
| 16   | Brown            | 22   | 0   | 286 | 12-3-0 |
| 17   | Mississippi      | 21   | 0   | 281 | 12-5-3 |
| 18   | Memphis          | RV   | 0   | 252 | 13-4-2 |
| 19   | Pepperdine       | 16   | 0   | 229 | 15-3-1 |
| 20   | Stanford         | 14   | 0   | 215 | 13-5-1 |
| 21   | Texas            | 20   | 0   | 181 | 11-4-6 |
| 22   | Georgetown       | RV   | 0   | 137 | 12-1-6 |
| 23   | South Florida    | 23   | 0   | 117 | 12-3-3 |
| 24   | Purdue           | 19   | 0   | 92  | 14-4-2 |
| 25   | SMU              | 17   | 0   | 81  | 11-4-2 |

RV: Clemson (58), Wake Forest (43), Hofstra (41), Notre Dame (34), Auburn (32), UNC-Wilmington (22), Virginia Tech (19), Princeton (19), Harvard (8), Samford (7), Penn State (5), South Carolina (4), Grand Canyon (3), Old Dominion (2), West Virginia (1)

TOPDRAWERSOCCER.COM

|                   |        |
|-------------------|--------|
| 1. Florida State  | 16-1-2 |
| 2. UCLA           | 16-0-3 |
| 3. Virginia       | 16-2-2 |
| 4. North Carolina | 12-2-3 |
| 5. TCU            | 17-2-2 |
| 6. Tennessee      | 18-2-0 |
| 7. Rutgers        | 17-3-0 |
| 8. Arkansas       | 16-4-0 |
| 9. Brown          | 12-3-0 |
| 10. Pepperdine    | 15-3-1 |
| 11. USC           | 13-3-2 |
| 12. Duke          | 13-3-1 |
| 13. Princeton     | 14-2-1 |
| 14. Michigan      | 15-3-3 |
| 15. Stanford      | 13-5-1 |
| 16. Georgetown    | 13-1-6 |
| 17. BYU           | 13-4-1 |
| 18. Xavier        | 16-2-1 |
| 19. Hofstra       | 16-3-1 |
| 20. Memphis       | 13-4-2 |
| 21. Purdue        | 14-4-2 |
| 22. South Florida | 12-3-3 |
| 23. Notre Dame    | 13-5-1 |
| 24. Auburn        | 12-6-1 |
| 25. Texas         | 11-4-6 |



# 2020 BROADCAST ROSTER




**#0**  
Madison  
HOLCOMBE  
Fr. | GK



**#1**  
Sydney  
MARTINEZ  
Jr. | GK



**#2**  
Chyanne  
DENNIS  
Sr. | Def.



**#3**  
Alanna  
LUTCHMANSINGH  
Sr. | Def.



**#4**  
Vivianne  
BESSETTE  
Fr. | Def.



**#5**  
Valgerdur  
VALSDOTTIR  
Fr. | D/M



**#6**  
Lucy  
ROBERTS  
So. | Def.



**#7**  
Katie  
KITCHING  
Sr. | Mid.



**#8**  
Rosalia  
MUINO  
Sr. | Mid.




**#10**  
Paula  
LEBLIC  
Sr. | MF/D




**#11**  
Madeleine  
PENMAN-  
DERSTINE  
Fr. | F/MF



**#12**  
Jade  
EUELL  
Fr. | F/M




**#13**  
Camryn  
LIZARDI  
Jr. | D/MF



**#14**  
Serita  
THURTON  
Fr. | F/MF



**#15**  
Sabrina  
WAGNER  
Sr. | MF/D



**#16**  
Kendall  
LINCOLN  
Fr. | F/MF



**#17**  
Quinn  
RYAN  
Fr. | F/D



**#18**  
Maya  
ALICEA  
So. | Def.




**#19**  
Chloe  
ZAMIELA  
Sr. | Fwd.



**#20**  
Iris  
YOUNG  
Fr. | Def.




**#21**  
Emilie  
LAJMIRI  
Fr. | Mid.



**#22**  
Sloane  
YOUNG  
Fr. | F/MF



**#23**  
Chiara  
HAHN  
Fr. | Mid.



**#24**  
Kaley  
VERPAELE  
Sr. | D/MF



**#25**  
Katie  
MOORE  
Fr. | Mid.



**#26**  
Hayden  
FREDERICKS  
Fr. | Mid.




**#27**  
Bailey  
SWEGINNIS  
Fr. | Mid.



**#28**  
Madison  
Schwartzberger  
Fr. | Mid.



**#29**  
Landry  
SINGLETON  
So. | Def.



**#31**  
Arden  
LA-ROSE  
Fr. | GK



**#32**  
Kat  
HAARMANN  
So. | GK



**#33**  
Meghan  
CAVANAUGH  
Sr. | Mid.



**#35**  
Sydney  
NASELLO  
Jr. | Fwd.



**2021-22 South Fla. Women's Soccer  
Overall Team Statistics  
All games**

Page 1/1  
as of Nov 12, 2021

**Game Records**

| Overall    | Conference | Home      | Away      | Neutral   |
|------------|------------|-----------|-----------|-----------|
| 12 - 3 - 3 | 6 - 1 - 1  | 6 - 3 - 3 | 6 - 0 - 0 | 0 - 0 - 0 |

**Team statistics**

|                        | USF     | OPP    |
|------------------------|---------|--------|
| <b>SHOT STATISTICS</b> |         |        |
| Goals-Shot attempts    | 24-319  | 14-163 |
| Goals scored per game  | 1.33    | 0.78   |
| Shot pct.              | .075    | .086   |
| Shots on goal-Attempts | 135-319 | 83-163 |
| SOG pct.               | .423    | .509   |
| Shots/Game             | 17.7    | 9.1    |
| Assists                | 16      | 11     |
| <b>GOAL BREAKDOWN</b>  |         |        |
| Total Goals            | 24      | 14     |
| Penalty                | 5       | 0      |
| Unassisted             | -       | -      |
| Overtime               | 5       | 0      |
| Goals scored average   | 1.33    | 0.78   |
| <b>CORNER KICKS</b>    |         |        |
| Goals off corners      | -       | -      |
| <b>PENALTY KICKS</b>   |         |        |
|                        | 5-6     | 0-1    |
| <b>OFFSIDES</b>        |         |        |
|                        | 46      | 28     |
| <b>PENALTIES</b>       |         |        |
| Fouls                  | 140     | 173    |
| Yellow cards           | 16      | 15     |
| Red cards              | 1       | 0      |
| <b>ATTENDANCE</b>      |         |        |
| Total                  | 8955    | 1556   |
| Dates/Avg Per Date     | 12/746  | 6/259  |
| Neutral Site #/Avg     | 0/0     | -      |

**Goals by Periods**

| Team      | 1st | 2nd | OT1 | OT2 | TOTAL |
|-----------|-----|-----|-----|-----|-------|
| USF       | 7   | 12  | 0   | 1   | 24    |
| Opponents | 6   | 8   | 0   | 0   | 14    |

**Corners by Periods**

| Team      | 1st | 2nd | OT1 | OT2 | TOTAL |
|-----------|-----|-----|-----|-----|-------|
| USF       | 48  | 55  | 0   | 8   | 120   |
| Opponents | 20  | 24  | 0   | 2   | 47    |

**Shots by Periods**

| Team      | 1st | 2nd | OT1 | OT2 | TOTAL |
|-----------|-----|-----|-----|-----|-------|
| USF       | 124 | 158 | 0   | 14  | 319   |
| Opponents | 72  | 81  | 0   | 6   | 163   |

**Fouls by Periods**

| Team      | 1st | 2nd | OT1 | OT2 | TOTAL |
|-----------|-----|-----|-----|-----|-------|
| USF       | 66  | 60  | 0   | 11  | 140   |
| Opponents | 79  | 80  | 0   | 8   | 173   |

**Saves by Periods**

| Team      | 1st | 2nd | OT1 | OT2 | TOTAL |
|-----------|-----|-----|-----|-----|-------|
| USF       | 33  | 31  | 0   | 4   | 69    |
| Opponents | 43  | 57  | 0   | 5   | 112   |

**Offsides by Periods**

| Team      | 1st | 2nd | OT1 | OT2 | TOTAL |
|-----------|-----|-----|-----|-----|-------|
| USF       | 17  | 25  | 0   | 2   | 46    |
| Opponents | 15  | 9   | 0   | 2   | 28    |



**2021-22 South Fla. Women's Soccer**  
**Game Results**  
**All games**

Page 1/1  
as of Nov 12, 2021

**Team Results**

|   | Date       | Opponent      |      | Score | Overall | Conf  | Att. | Goals Scored                                       |
|---|------------|---------------|------|-------|---------|-------|------|--|
|   | 08/19/2021 | Florida       | W    | 2-1   | 1-0-0   | 0-0-0 | 1956 | Penman-derstine, Madeleine<br>Zamiela, Chloe       |
|   | 08/22/2021 | North Florida | Wot2 | 1-0   | 2-0-0   | 0-0-0 | 1003 | Nasello, Sydney                                    |
|   | 08/26/2021 | LSU           | L    | 1-2   | 2-1-0   | 0-0-0 | 1030 | Nasello, Sydney                                    |
|   | 08/29/2021 | Kentucky      | W    | 2-1   | 3-1-0   | 0-0-0 | 445  | Nasello, Sydney<br>Bessette, Vivianne              |
|   | 09/02/2021 | Tennessee     | L    | 0-2   | 3-2-0   | 0-0-0 | 653  | -  |
|   | 09/09/2021 | Fla. Atlantic | Tot2 | 1-1   | 3-2-1   | 0-0-0 | 511  | Nasello, Sydney                                    |
|   | 09/12/2021 | at Miami (FL) | W    | 1-0   | 4-2-1   | 0-0-0 | 147  | -  |
| * | 09/16/2021 | East Carolina | Wot1 | 3-2   | 5-2-1   | 1-0-0 | 554  | Roberts, Lucy<br>Nasello, Sydney<br>Zamiela, Chloe |
|   | 09/19/2021 | at FGCU       | W    | 2-1   | 6-2-1   | 1-0-0 | 201  | Nasello, Sydney<br>Nasello, Sydney                 |
| * | 09/24/2021 | at Tulsa      | Wot2 | 1-0   | 7-2-1   | 2-0-0 | 228  | Penman-derstine, Madeleine                         |
| * | 09/30/2021 | Houston       | Tot2 | 1-1   | 7-2-2   | 2-0-1 | 786  | Nasello, Sydney                                    |
| * | 10/07/2021 | at UCF        | Wot2 | 2-1   | 8-2-2   | 3-0-1 | 401  | Roberts, Lucy<br>Lajmiri, Emilie                   |
| * | 10/10/2021 | SMU           | L    | 0-2   | 8-3-2   | 3-1-1 | 459  | -  |
| * | 10/17/2021 | at Memphis    | Wot2 | 1-0   | 9-3-2   | 4-1-1 | 467  | Kitching, Katie                                    |
| * | 10/21/2021 | Cincinnati    | W    | 2-0   | 10-3-2  | 5-1-1 | 1    | Nasello, Sydney<br>Nasello, Sydney                 |
| * | 10/28/2021 | at Temple     | W    | 2-0   | 11-3-2  | 6-1-1 | 112  | Cavanaugh, Meghan<br>Muino gonzalez, Rosalia       |
|   | 11/04/2021 | SMU           | W    | 2-0   | 12-3-2  | 6-1-1 | 726  | Roberts, Lucy<br>Nasello, Sydney                   |
|   | 11/07/2021 | Memphis       | Tot2 | 0-0   | 12-3-3  | 6-1-1 | 831  | -  |

| Team Record | W-L-T  | Attendance | Dates | Total | Avg. |
|-------------|--------|------------|-------|-------|------|
| Overall:    | 12-3-3 | Total:     | 18    | 10511 | 584  |
| Conference: | 6-1-1  | Home:      | 12    | 8955  | 746  |
| Home:       | 6-3-3  | Away:      | 6     | 1556  | 259  |
| Away:       | 6-0-0  | Neutral:   | 0     | 0     | 0    |
| Neutral:    | 0-0-0  |            |       |       |      |
| Overtime:   | 5-0-3  |            |       |       |      |







# 2021-22 South Fla. Women's Soccer Combined Statistics All games

Page 1/1  
as of Nov 12, 2021

| Date         | Opponent      | Score    | Att. |
|--------------|---------------|----------|------|
| 08/19/2021   | Florida       | W 2-1    | 1956 |
| 08/22/2021   | North Florida | Wot2 1-0 | 1003 |
| 08/26/2021   | LSU           | L 1-2    | 1030 |
| 08/29/2021   | Kentucky      | W 2-1    | 445  |
| 09/02/2021   | Tennessee     | L 0-2    | 653  |
| 09/09/2021   | Fla. Atlantic | Tot2 1-1 | 511  |
| 09/12/2021   | at Miami (FL) | W 1-0    | 147  |
| * 09/16/2021 | East Carolina | Wot1 3-2 | 554  |
| 09/19/2021   | at FGCU       | W 2-1    | 201  |
| * 09/24/2021 | at Tulsa      | Wot2 1-0 | 228  |
| * 09/30/2021 | Houston       | Tot2 1-1 | 786  |
| * 10/07/2021 | at UCF        | Wot2 2-1 | 401  |
| * 10/10/2021 | SMU           | L 0-2    | 459  |
| * 10/17/2021 | at Memphis    | Wot2 1-0 | 467  |
| * 10/21/2021 | Cincinnati    | W 2-0    | 1    |
| * 10/28/2021 | at Temple     | W 2-0    | 112  |
| 11/04/2021   | SMU           | W 2-0    | 726  |
| 11/07/2021   | Memphis       | Tot2 0-0 | 831  |

## Team statistics

|                        | USF     | OPP    |
|------------------------|---------|--------|
| <b>SHOT STATISTICS</b> |         |        |
| Goals-Shot attempts    | 24-319  | 14-163 |
| Goals scored per game  | 1.33    | 0.78   |
| Shot pct.              | .075    | .086   |
| Shots on goal-Attempts | 135-319 | 83-163 |
| SOG pct.               | .423    | .509   |
| Shots/Game             | 17.7    | 9.1    |
| Assists                | 16      | 11     |
| <b>GOAL BREAKDOWN</b>  |         |        |
| Total Goals            | 24      | 14     |
| Penalty                | 5       | 0      |
| Unassisted             | -       | -      |
| Overtime               | 5       | 0      |
| Goals scored average   | 1.33    | 0.78   |
| <b>CORNER KICKS</b>    |         |        |
| Goals off corners      | 120     | 47     |
| <b>PENALTY KICKS</b>   |         |        |
|                        | 5-6     | 0-1    |
| <b>OFFSIDES</b>        |         |        |
|                        | 46      | 28     |
| <b>PENALTIES</b>       |         |        |
| Fouls                  | 140     | 173    |
| Yellow cards           | 16      | 15     |
| Red cards              | 1       | 0      |
| <b>ATTENDANCE</b>      |         |        |
| Total                  | 8955    | 1556   |
| Dates/Avg Per Date     | 12/746  | 6/259  |
| Neutral Site #/Avg     | 0/0     | -      |

| Record         | Overall | Home  | Away  | Neutral |
|----------------|---------|-------|-------|---------|
| All Games      | 12-3-3  | 6-3-3 | 6-0-0 | 0-0-0   |
| Conference     | 6-1-1   | 2-1-1 | 4-0-0 | 0-0-0   |
| Non-Conference | 6-2-2   | 4-2-2 | 2-0-0 | 0-0-0   |

| #                | Player                     | GP        | G         | A         | PTS       | SH         | SH%         | SOG        | SOG%        | GWG      | PK-ATT     |
|------------------|----------------------------|-----------|-----------|-----------|-----------|------------|-------------|------------|-------------|----------|------------|
| 35               | Nasello, Sydney            | 18        | 11        | 5         | 27        | 76         | .145        | 46         | .605        | 4        | 4-5        |
| 6                | Roberts, Lucy              | 18        | 3         | 1         | 7         | 13         | .231        | 7          | .538        | 0        | 0-0        |
| 11               | Penman-Derstine, Madeleine | 16        | 2         | 0         | 4         | 18         | .111        | 11         | .611        | 2        | 0-0        |
| 19               | Zamiela, Chloe             | 14        | 2         | 0         | 4         | 13         | .154        | 5          | .385        | 1        | 0-0        |
| 4                | Bessette, Vivianne         | 17        | 1         | 1         | 3         | 14         | .071        | 3          | .214        | 1        | 0-0        |
| 21               | Lajmiri, Emilie            | 18        | 1         | 1         | 3         | 7          | .143        | 3          | .429        | 1        | 0-0        |
| 10               | Leblic, Paula              | 15        | 0         | 3         | 3         | 28         | .000        | 8          | .286        | 0        | 0-0        |
| 8                | Muino Gonzalez, Rosalia    | 18        | 1         | 0         | 2         | 37         | .027        | 13         | .351        | 1        | 1-1        |
| 33               | Cavanaugh, Meghan          | 11        | 1         | 0         | 2         | 22         | .045        | 7          | .318        | 0        | 0-0        |
| 7                | Kitching, Katie            | 18        | 1         | 0         | 2         | 10         | .100        | 3          | .300        | 1        | 0-0        |
| 14               | Thurton, Serita            | 18        | 0         | 1         | 1         | 23         | .000        | 6          | .261        | 0        | 0-0        |
| 23               | Hahn, Chiara               | 11        | 0         | 1         | 1         | 15         | .000        | 7          | .467        | 0        | 0-0        |
| 16               | Lincoln, Kendall           | 17        | 0         | 1         | 1         | 11         | .000        | 4          | .364        | 0        | 0-0        |
| 2                | Dennis, Chyanne            | 17        | 0         | 1         | 1         | 3          | .000        | 0          | .000        | 0        | 0-0        |
| 18               | Alicea, Maya               | 12        | 0         | 1         | 1         | 1          | .000        | 1          | 1.000       | 0        | 0-0        |
| 15               | Wagner, Sabrina            | 16        | 0         | 0         | 0         | 19         | .000        | 9          | .474        | 0        | 0-0        |
| 24               | Verpaele, Kaley            | 9         | 0         | 0         | 0         | 5          | .000        | 1          | .200        | 0        | 0-0        |
| 28               | Schwartzberger, Madison    | 9         | 0         | 0         | 0         | 4          | .000        | 1          | .250        | 0        | 0-0        |
| 13               | Lizardi, Camryn            | 2         | 0         | 0         | 0         | 0          | .000        | 0          | .000        | 0        | 0-0        |
| 29               | Singleton, Landry          | 1         | 0         | 0         | 0         | 0          | .000        | 0          | .000        | 0        | 0-0        |
| 22               | Young, Sloane              | 4         | 0         | 0         | 0         | 0          | .000        | 0          | .000        | 0        | 0-0        |
| 1                | Martinez, Sydney           | 18        | 0         | 0         | 0         | 0          | .000        | 0          | .000        | 0        | 0-0        |
| 32               | Haarmann, Katrina          | 1         | 0         | 0         | 0         | 0          | .000        | 0          | .000        | 0        | 0-0        |
| <b>Total</b>     |                            | <b>18</b> | <b>24</b> | <b>16</b> | <b>64</b> | <b>319</b> | <b>.075</b> | <b>135</b> | <b>.423</b> | <b>-</b> | <b>5-6</b> |
| <b>Opponents</b> |                            | <b>18</b> | <b>14</b> | <b>11</b> | <b>39</b> | <b>163</b> | <b>.086</b> | <b>83</b>  | <b>.509</b> | <b>-</b> | <b>0-1</b> |

| #                | Goalie            | GP        | MIN.           | GA        | GA AVG      | SAVES      | PCT         | W-L-T         | SHO/CBO  |
|------------------|-------------------|-----------|----------------|-----------|-------------|------------|-------------|---------------|----------|
| 1                | Martinez, Sydney  | 18        | 1729:22        | 13        | 0.68        | 66         | .835        | 12-3-3        | 8/0      |
| 32               | Haarmann, Katrina | 1         | 18:49          | 1         | 4.78        | 2          | .667        | 0-0-0         | 0/0      |
| TM               | TEAM              | -         | 00:00          | 0         | 0.00        | 1          | 1.000       | 0-0-0         | 0/0      |
| <b>Total</b>     |                   | <b>18</b> | <b>1748:11</b> | <b>14</b> | <b>0.72</b> | <b>69</b>  | <b>.831</b> | <b>12-3-3</b> | <b>8</b> |
| <b>Opponents</b> |                   | <b>18</b> | <b>1748:11</b> | <b>24</b> | <b>1.24</b> | <b>112</b> | <b>.824</b> | <b>3-12-3</b> | <b>3</b> |

## Goals by Periods

| Team      | 1st | 2nd | OT1 | OT2 | TOTAL |
|-----------|-----|-----|-----|-----|-------|
| USF       | 7   | 12  | 0   | 1   | 24    |
| Opponents | 6   | 8   | 0   | 0   | 14    |

## Shots by Periods

| Team      | 1st | 2nd | OT1 | OT2 | TOTAL |
|-----------|-----|-----|-----|-----|-------|
| USF       | 124 | 158 | 0   | 14  | 319   |
| Opponents | 72  | 81  | 0   | 6   | 163   |

## Saves by Periods

| Team      | 1st | 2nd | OT1 | OT2 | TOTAL |
|-----------|-----|-----|-----|-----|-------|
| USF       | 33  | 31  | 0   | 4   | 69    |
| Opponents | 43  | 57  | 0   | 5   | 112   |

## Corners by Periods

| Team      | 1st | 2nd | OT1 | OT2 | TOTAL |
|-----------|-----|-----|-----|-----|-------|
| USF       | 48  | 55  | 0   | 8   | 120   |
| Opponents | 20  | 24  | 0   | 2   | 47    |

## Fouls by Periods

| Team      | 1st | 2nd | OT1 | OT2 | TOTAL |
|-----------|-----|-----|-----|-----|-------|
| USF       | 66  | 60  | 0   | 11  | 140   |
| Opponents | 79  | 80  | 0   | 8   | 173   |