



# 2020-21 USF BULLS WOMEN'S BASKETBALL GAME NOTES

NCAA Tournament (6): 2018, 2017, 2016, 2015, 2013, 2006  
WNIT (9): 2019, 2014, 2012, 2010, 2009, 2008, 2007, 2005, 2004  
WNIT Champions (1): 2009 | WNIT Final Four (2): 2014, 2009

Primary Contact: Michael Hogan | Phone: (W) 813-974-5755 (C) 813-469-0616 | Email: mhogan@usf.edu  
Twitter: @USFWBB | Instagram: USFWBB | Facebook: facebook.com/usfwomensbasketball | Web: GoUSFBulls.com

## 2020-21 USF SCHEDULE/RESULTS

### NOVEMBER

28 Jacksonville (ESPN+) W, 84-46

### DECEMBER

1 No. 4/4 Baylor (ESPN+) L, 67-62

5 No. 6/7 Mississippi State \$ (ESPN+) W, 67-63

13 Stetson (ESPN+) W, 85-43

16 at Memphis \* W, 65-58

19 Houston \* (ESPN+) Postponed

22 at Cincinnati \* (ESPN+) W, 73-61

30 at Tulsa \* (ESPN+) W, 63-35

### JANUARY

2 East Carolina \* # (ESPN+) W, 71-58

6 Wichita State \* # (ESPN+) 7 p.m.

9 Houston \* (ESPN+) *(rescheduled from Dec. 19)* 7 p.m.

13 at Tulane \* (ESPN+) 7 p.m.

17 Memphis \* (ESPN+) 4 p.m.

20 at Wichita State \* (ESPN+) 7 p.m.

23 at East Carolina \* (ESPN+) 1 p.m.

27 Temple \* # (ESPN+) 4 p.m.

30 Cincinnati \* # (ESPN+) 3 p.m.

### FEBRUARY

3 at SMU \* (ESPN+) Canceled

7 at UCF \* (ESPN2) 12 p.m.

13 Tulsa \* # (ESPN+) 4 p.m.

17 SMU \* (ESPN+) Canceled

20 Tulane \* # (ESPN+) 7 p.m.

24 at Temple \* (ESPN+) 3:30 p.m.

27 at Houston \* (ESPN+) 3 p.m.

### MARCH

2 UCF \* (ESPN+) 7 p.m.

8 AAC Tournament First Round ^ TBA

9 AAC Tournament Quarterfinals ^ TBA

10 AAC Tournament Semifinals ^ TBA

11 AAC Tournament Finals ^ TBA

\* American Athletic Conference Game

\$ AAC/Southeastern Conference Challenge

^ American Athletic Conference Tournament, Fort Worth, Texas.

# Doubleheader with the USF men's basketball team

All times are Eastern time and are subject to change

## GAME NINE | WED., JAN. 6 | 7 P.M. | TAMPA, FLA. | YUENGLING CENTER



No. 18/19 USF  
BULLS  
7-1, 4-0 AAC

VS.

WICHITA STATE  
SHOCKERS  
3-4, 0-2 AAC



Last Game \_\_\_\_ Jan. 2 vs. East Carolina (W, 71-58)  
Next Game \_\_\_\_ Jan. 9 vs. Houston, TBA  
Head Coach \_\_\_\_ Jose Fernandez  
Alma Mater \_\_\_\_ FIU, 1994  
Career Record \_\_\_\_ 380-273 (21st season)  
at USF \_\_\_\_ Same

Last Game \_\_\_\_ Jan. 2 vs. Cincinnati (L, 65-59)  
Next Game \_\_\_\_ Jan. 9 vs. East Carolina, 2 p.m.  
Head Coach \_\_\_\_ Keitha Adams  
Alma Mater \_\_\_\_ Southwestern, 1989  
Career Record \_\_\_\_ 329-263 (20th season)  
at Wichita State \_\_\_\_ 45-54 (Third season)

## GAMEDAY INFORMATION

TV/Video \_\_\_\_ ESPN+ (\$)   
\_\_\_\_ Jim Louk (PxP), Leah Secondo (Analyst)  
Audio \_\_\_\_ Bulls Unlimited (iHeartRadio/GoUSFBulls.com)  
\_\_\_\_ Darek Sharp (PxP), Brigid Merenda (Analyst)

Live Stats \_\_\_\_ GoUSFBulls.com/StatBroadcast  
Series \_\_\_\_ Series tied, 2-2  
Twitter Updates \_\_\_\_ @USFWBB  
Tickets \_\_\_\_ (800) Go-Bulls; USFBullsTix.com

## QUICK HITS

■ No. 18/19 USF continues its three game home-stand with game two, on Wednesday, when Wichita State visits the Yuengling Center ... Tipoff against the Shockers is slated for 7 p.m. (ESPN+) ... The Bulls are looking for their seventh straight win.

■ Included in USF's six-game winning streak, are four straight wins to start AAC play ... The Bulls look to equal their third longest AAC winning streak of five, set during the 2013-14 and 2014-15 campaigns.

■ USF is coming off a hard fought 71-58 win against East Carolina on Saturday ... Bethy Mununga recorded the program's eighth 20-20 performance, with an impressive 23-point, 21-rebound effort ... Sydni Harvey added 11 points and Maria Alvarez 10 points.

■ Sydni Harvey (11.5) and Bethy Mununga (10.8) lead USF in scoring on the year ... The duo is part of a group of five players who are averaging 8.3 points per game or more, including Elena Tsineke (9.6).

## USF'S PROBABLE STARTERS



PG | 5-6 | JR.

4 - ELISA  
PINZAN

PPG 8.5  
RPG 3.5  
APG 6.1  
SPG 1.5



G | 5-10 | Jr.

3 - SYDNI  
HARVEY


PPG 11.5  
RPG 2.4  
APG 1.9  
SPG 1.0



W | 6-0 | SO.

22 - KRISTYNA  
BRABENCOVA

PPG 10.0  
RPG 2.4  
APG 2.0  
SPG 0.1



F | 6-0 | SR.

20 - BETHY  
MUNUNGA

PPG 10.8  
RPG 12.0  
APG 1.5  
SPG 0.9



C | 6-2 | P-BAC

21 - SHAE  
LEVERETT

PPG 6.0  
RPG 6.4  
BPG 1.1  
SPG 0.4

## USF QUICK FACTS

## THE UNIVERSITY

City/Zip Code	Tampa, Fla. 33620
Founded	1956
Enrollment	50,577
Nickname	Bulls
Arena	Yuengling Center
Capacity	10,411
Affiliation	NCAA Division I
Conference	The American Athletic Conference
President	Dr. Steven C. Currall
Vice President of Athletics	Michael Kelly
Sr. Assoc. Director of Athletics/SWA	Marquita Armstead

## BASKETBALL HISTORY

First Year	1972-73
All-Time Record	675-687 (49th year)
All-Time AAC Record	87-35 (Sixth season)
All-Time BIG EAST Record	151-112 (Eight seasons)
All-Time Conference USA Record	113-168 (10 seasons)
All-Time Metro Conference Record	34-64 (Four seasons)
All-Time Sun Belt Conference Record	71-118 (Seven seasons)
All-Time Post-Season	17-14 (NCAA & WNIT)
AAC Tournament Record	12-7
NCAA Tournament Record	3-6
Years in NCAA Tourn./Last	6/2018
Last NCAA opponent	March 17, 2018 vs. 11 seed Buffalo (Tallahassee, Fla.)
Result	Lost, 102-79
WNIT Record	14-8
Years in the WNIT Tourn./Last	9/2019
Last WNIT opponent	March 24, 2019 at James Madison
Result	Lost, 71-54

## COACHING STAFF

Head Coach	Jose Fernandez
Alma Mater, Year	Florida International '94
Record at USF (Years)	380-273 (21st season)
Career Record (Years)	Same
Career Conference Record (Years)	167-155 (21st season)
Associate Head Coach	Michele Woods-Baxter, St. John Fisher '87
Assistant Head Coach	Danny Hughes, TCU '89
Assistant Coach/Rec. Coord.	Yolisha Jackson, Jacksonville '05
Director of Basketball Operations	Jim Baxter, Indiana State '74
Coord. of Basketball Oper.	Mercedes Jorge, Embry-Riddle '17
Video Coordinator	Anthony Brammer, Old Dominion '08
Strength & Conditioning Coach	Irele Oderinde, WKU, '03
Certified Athletic Trainer	Anita Fanelli, Millersville, '85
Academic Coordinator	Keenan Maddox, Missouri State, '13
Administrative Assistant	Barbara Riffe

## ATHLETIC MEDIA RELATIONS

Associate Dir. of Communications/WBB Contact	Michael Hogan
Office Phone	(813) 974-5755
Cell Phone	(813) 469-0616
E-mail	mhogan@usf.edu

## 2020-21 USF BULLS



► Standing (L-R): Bethy Mununga, Jade Blagrove, Shae Leverett, Beatriz Jordao, Tereza Vitulova, Angelee Rodriguez, Cristina Bermejo, Kristyna Brabencova Sitting (L-R): Maria Alvarez, Sara Guerreiro, Elisa Pinzan, Sydni Harvey, Elena Tsineke, Mihaela Lazic.

No.	Name	P	Ht.	Yr.	Hometown/High School/Previous School
0	Tereza Vitulova	C	6-2	Jr.	Domasov, Czech Republic/Sportovni Gymnazium L Danka/Wyoming
1	Maria Alvarez	G	5-7	So.	Bal Harbour, Fla./Miami Country Day School
2	Mihaela Lazic	PG	5-6	R-Fr.	Slavonski Brod, Croatia/Klasicna Gimnazija
3	Sydni Harvey	G	5-10	Jr.	Nashville, Tenn./Brentwood Academy
4	Elisa Pinzan	PG	5-8	Jr.	Murano, Italy/Istituto Tecnico Algarotti Venezia
5	Elena Tsineke	G	5-8	So.	Thessaloniki, Greece/Hellenic College of Thessaloniki
11	Jade Blagrove	F	6-2	Fr.	Barendrecht, Netherlands/Calandlyceum
12	Cristina Bermejo	W	6-1	So.	Sant Just Desvern, Spain/Ins Sant Just Desvern
13	Sara Guerreiro	G	5-8	Fr.	Seixal, Portugal/Escola Básica e Secundária Amélia Rey Colasso
20	Bethy Mununga	F	6-0	Sr.	Zellik, Belgium/Institut Sainte-Marie Jambes/NE Oklahoma A&M
21	Shae Leverett	C	6-2	P-Bacc.	Rincon, Ga./South Effingham H.S.
22	Kristyna Brabencova	W	6-0	So.	Brno, Czech Republic/Kšpa Kladno
24	Angelee Rodriguez	F/C	6-2	Fr.	Las Piedras, Puerto Rico/St. Thomas Aquinas H.S.
31	Beatriz Jordao	C	6-3	Jr.	Pombal, Portugal/Escola Secundária e Silva
34	Silvia Serrat	F	6-1	R-Jr.	Banyoles, Spain/Joaquim Blume H.S.

## USF BASKETBALL STAFF

Head Coach: Jose Fernandez (Florida International, '94) – 21st Season at USF/21st overall as head coach  
 Associate Head Coach: Michele Woods-Baxter (St. John Fisher, '87) – 13th season at USF  
 Assistant Head Coach: Danny Hughes (TCU, '90) – Third season at USF  
 Assistant Coach/Recruiting Coordinator: Yolisha Jackson (Jacksonville, '05) – First season at USF  
 Director of Operations: Jim Baxter (Indiana State, '74) – Eighth season at USF  
 Coordinator of Basketball Operations: Mercedes Jorge (Embry-Riddle, '17) – First season at USF  
 Video Coordinator: Anthony Brammer (Old Dominion, '08) – Second season at USF  
 Strength and Conditioning: Irele Oderinde (WKU, '03) – First season at USF  
 Certified Athletic Trainer: Anita Fanelli (Millersville, '85, '88) – Sixth season at USF

## PRO-NUN-SEE-A-SHUN GUIDE

## Players

Cristina Bermejo: Chris-Tina Bur-MAY-Hoe  
 Kristyna Brabencova: Chris-Tina Bra-BIN-Soe-Vuh  
 Jade Blagrove: Blay-GROVE  
 Sara Guerreiro: Guh-RYE-row  
 Sydni Harvey: Sid-NEE  
 Beatriz Jordao: Jor-DOW  
 Mihaela Lazic: Me-HIGH-La Lah-ZICH  
 Shae Leverett: LEV-Rett  
 Bethy Mununga: Betty MOO-Nun-Guh  
 Elisa Pinzan: Uh-LEEZA PIN-Zahn

Silvia Serrat: SIR-ott  
 Elena Tsineke: Uh-LAY-Nuh CHIN-ECK-eh  
 Tereza Vitulova: Tuh-RAY-Zuh Vit-Too-Low-Vuh

## Staff

Assistant Coach Yolisha Jackson: YO-Lee-Shuh  
 Strength Coach Irele Oderinde: EAR-Lay Oder-IN-Day  
 Certified Athletic Trainer Anita Fanelli: Fuh-NEL-ee

## USF BROADCAST NOTES



0

		TEREZA VITULOVA <sup>(Tuh-RAY-Zuh)</sup> <sup>(Vit-Too-Low-Vuh)</sup>						Note: USF career stats only	
GP/S	PPG	RPG	APG	SPG	BPG	FG%	FT%		
20-21	3/0	2.0	1.3	0.0	0.0	28.6	100.0		
Career	3/0	2.0	1.3	0.0	0.0	28.6	100.0		



1

		MARIA ALVAREZ							
GP/S	PPG	RPG	APG	SPG	BPG	FG%	FT%		
20-21	7/0	8.3	2.7	1.0	0.4	39.0	75.0		
Career	22/8	8.6	2.9	2.5	0.8	34.9	61.1		



2

		MIHAELA LAZIC <sup>(Me-HIGH-La)</sup> <sup>(Lah-ZICH)</sup>							
GP/S	PPG	RPG	APG	SPG	BPG	FG%	FT%		
20-21	8/0	1.1	0.6	1.5	0.1	40.0	50.0		
Career	9/0	1.0	0.8	1.3	0.1	36.4	50.0		



3

		SYDNI HARVEY <sup>(Sid-NEE)</sup>							
GP/S	PPG	RPG	APG	SPG	BPG	FG%	FT%		
20-21	8/8	11.5	2.4	1.9	1.0	32.5	73.7		
Career	62/48	11.7	2.2	2.0	0.8	33.4	82.4		



4

		ELISA PINZAN <sup>(Uh-LEEZA)</sup> <sup>(Pin-Zahn)</sup>							
GP/S	PPG	RPG	APG	SPG	BPG	FG%	FT%		
20-21	8/8	8.5	3.5	6.1	1.5	33.8	60.0		
Career	66/47	6.8	2.5	4.1	1.0	32.1	77.2		



5

		ELENA TSINEKE <sup>(Uh-LAY-Nuh)</sup> <sup>(Chin-Eck-eh)</sup>							
GP/S	PPG	RPG	APG	SPG	BPG	FG%	FT%		
20-21	8/6	9.6	2.1	1.9	0.1	33.3	92.3		
Career	35/28	11.7	2.0	1.7	0.5	33.6	88.9		



11

		JADE BLAGROVE <sup>(Blay-GROVE)</sup>							
GP/S	PPG	RPG	APG	SPG	BPG	FG%	FT%		
20-21	2/0	2.5	1.0	0.0	0.5	100.0	75.0		
Career	2/0	2.5	1.0	0.0	0.5	100.0	75.0		



12

		CRISTINA BERMEJO <sup>(Bur-MAY-Hoe)</sup>							
GP/S	PPG	RPG	APG	SPG	BPG	FG%	FT%		
20-21	8/1	2.0	2.6	0.6	0.1	29.4	100.0		
Career	32/2	2.1	2.1	0.7	0.5	31.9	72.7		




13

		SARA GUERREIRO <sup>(Guh-RYE-row)</sup>							
GP/S	PPG	RPG	APG	SPG	BPG	FG%	FT%		
20-21	4/0	2.0	1.0	0.3	0.0	36.4	0.0		
Career	4/0	2.0	1.0	0.3	0.0	36.4	0.0		




20

		BETHY MUNUNGA <sup>(BETTY)</sup> <sup>(MOO-Nun-Guh)</sup>							
GP/S	PPG	RPG	APG	SPG	BPG	FG%	FT%		
20-21	8/8	10.8	12.0	1.5	0.9	52.7	65.8		
Career	37/34	9.6	10.5	1.3	1.1	50.5	69.2		




21

		SHAE LEVERETT							
GP/S	PPG	RPG	APG	SPG	BPG	FG%	FT%		
20-21	8/7	6.0	6.4	0.3	0.4	56.7	43.8		
Career	101/43	5.2	5.7	0.4	0.5	60.1	56.7		




22

		KRISTYNA BRABENCOVA <sup>(CHRIS-TINA)</sup> <sup>(Bra-BIN-Soe-Vuh)</sup>							
GP/S	PPG	RPG	APG	SPG	BPG	FG%	FT%		
20-21	8/0	6.5	3.4	1.1	0.4	27.3	88.9		
Career	33/15	6.9	3.4	1.6	0.7	29.8	69.2		



24

		ANGELEE RODRIGUEZ							
GP/S	PPG	RPG	APG	SPG	BPG	FG%	FT%		
20-21	2/0	1.0	1.5	0.0	0.0	25.0	0.0		
Career	2/0	1.0	1.5	0.0	0.0	25.0	0.0		



31

		BEATRIZ JORDAO <sup>(Jor-DOW)</sup>							
GP/S	PPG	RPG	APG	SPG	BPG	FG%	FT%		
20-21	7/0	6.1	5.9	1.0	0.1	60.6	75.0		
Career	49/23	5.4	4.0	0.5	0.3	51.8	66.7		

## C | 6-2 | JR. | DOMASOV, CZECH REPUBLIC

- Transferred from Wyoming ... All-MWC in '19-20 ... Eligible on 12/16 due to the NCAA One-Time Blanket Transfer Waiver.
- Averaged a team-high 14.2 ppg, 5.6 rpg in 29 GP/GS at UW ... Had 4 pts., 1 rbd. at Cincinnati (12/22) in USF debut.
- Was a member of the U16, U18 and U20 National Teams for the Czech Rep., with teammate Kristyna Brabencova.

## G | 5-7 | SO. | MIAMI, FLA.

- Season-ending knee injury vs. Cincinnati (1/5/19) ... Double figures in 9-of-22 career GP ... 18 pts. vs. No. 4 Baylor (12/19).
- Career high 20 pts. vs. VCU (11/15/19), 18 pts. vs. Alabama St. (12/6/19) ... 6 state titles at Miami Country Day.
- Born in Colombia ... Set a FIBA record with 10 3-pt. FGM for Colombia vs. Belarus in 2019 FIBA U17 World Cup.

## PG | 5-6 | R-FR. | SLAVONSKI BROD, CROATIA

- Scored a career-high 6 pts. and had 5 asts. against Jacksonville (11/28) in the season opener.
- Only 1 GP in '19-20 due to a back injury ... Played in the '17, '18 FIBA European Championships for Croatia.
- Avg. 7.9 ppg., 3.2 rpg., 1.8 apg. in 7 games with Croatia in the 2018 European Championships.

## G | 5-10 | JR. | NASHVILLE, TENN.

- 1st in ppg. ... Season high 21 pts. at Cincinnati (12/22) ... 11 pts. vs. No. 4 Baylor, 12 at Memphis (12/16).
- Career-high 28 pts. vs. Tulane (3/7/20) ... 25 pts. vs. Tulane (1/19/20), Temple (2/9/20), 16 pts. at UConn (3/2/20) ... 2019 AAC All-Fresh Team.
- Played in the USA Basketball 3x3 National Championships in Aug. 2019, in Las Vegas, with the UConn squad.

## PG | 5-8 | JR. | MURANO, ITALY

- 2nd in the AAC, 9th in D-I in asts. (491), 2nd in AAC, 12th in D-I in apg. ... 14 pts., 11 rbs., 9 asts., 3 stls. vs. No. 6 Mississippi St. (12/5).
- Career high 11 asts. at Cincinnati (12/22); 23 pts. vs. UCF (1/19/19), 15 pts. vs. UConn (2/16/20), 14 pts. at Baylor (11/19/19).
- Was named 3rd Team All-AAC in '19-20, preseason All-Conference prior to the '20-21 campaign.

## G | 5-8 | SO. | THESSALONIKI, GREECE

- Double figures in 21-of-35 GP ... Career-high 25 pts. vs. Temple (2/9/20), 20 pts. at Temple (1/16/20), Houston (1/29/20).
- Missed the first 5 games in '19-20; ineligible by the NCAA ... Cleared to play on 11/20/19, 1 day after Baylor (11/19/19).
- AAC FOY, All-Fresh Team, 3rd Team All-AAC in '19-20 ... Played with Greece's U20, Senior National Teams in 2019.

## F | 6-2 | FR. | BARENDRECHT, NETHERLANDS

- Career-high 5 pts., 2 rbs. vs. Stetson (12/13) ... Spent time with the Netherlands U14, U16, U18 national teams.
- Averaged 17.6 ppg and 10.0 rpg before the season was shut down in March due to the COVID-19.
- Was voted the MVP in the 2019 European Girls Basketball League (EGBL) Tournament held in Minsk, Belarus.

## W | 6-1 | FR. | SANT JUST DESVERN, SPAIN

- Tied career-high with 10 pts. vs. Stetson (12/13) ... 10 pts., 5 rbs. vs. Idaho (12/15/19), 9 pts. vs. SMU (2/29/19).
- 1st career GS at Memphis (2/22/19) had a career-high tying 5 rbs., 5 ast. ... Mother and father played pro in Spain.
- Her sister Neus, currently a model, played for the Spanish Senior National Team and pro in Spain.

## G | 5-8 | FR. | SEIXAL, PORTUGAL

- 6 pts. in debut vs. Jacksonville (11/28) ... Played for Quinta dos Lombos, in Lisbon, with teammate Beatriz Jordao.
- Split time with Portugal's U20 national team in 2019, Averaged 8.0 ppg, 1.7 rpg and 1.5 apg.
- Was named First Team of the National Final Four in Portugal in 2019, equivalent of the Final Four in America.

## F | 6-0 | SR. | ZELLIK, BELGIUM

- 1st in AAC in rpg. ... 13 double-doubles in 37 GP, 24 GP with 10-plus rbs. ... Career highs 23 pts., 21 rbs. vs. ECU (1/2).
- 13 pts., 10 rbs. vs. Baylor (12/1), 16 pts., 12 rbs. at Baylor (11/19/19), 11 pts., career high 17 rbs. at Tulane (2/13/19).
- Born in the Democratic Republic of the Congo, raised in Belgium ... 2X NJCAA All-American.

## C | 6-2 | POST-BACC. | RINCON, GEORGIA

- 2nd in rpg. ... 6 pts., 8 rbs., 2 blk., 2 stls. vs. No. 4 Mississippi St. (12/5) ... Career-high 20 pts., 18 rbs. at Wichita St. (2/23/19).
- 3rd on the team in rpg. in '19-20 ... Season-high 14 rbs. vs. Houston (1/29/19), 13 rbs., 12 pts. vs. Saint Francis (Pa.) (11/24/19).
- 8 rbs. at Baylor (11/19/19) ... 572 career rbs., 275 OR ... 2 double-doubles in '19-20 ... Double figure pts. in 15 GP.

## W | 6-0 | SO. | BRNO, CZECH REPUBLIC

- Career-high 18 pts. vs. Jacksonville (11/28) ... 17 pts. at Tulsa (1/12/20) ... 16 pts. vs. Alabama St. (12/6/19), Brown (12/30/19).
- 11 rbs. vs. Idaho (12/15/19) ... Played in the U20 European Championships ... Was named MVP of the U19 National Team.
- Grandfather, Kamil, is a 3X Czech MBB Olympian ('72, '76, '80), father Kamil is a 24-year pro/international hockey vet.

## F/C | 6-2 | FR. | LAS PIEDRAS, PUERTO RICO

- Career-high 2 pts, 2 rbs. vs. Stetson (12/13) ... Started on the Puerto Rico National Team since she was 16.
- Played in the 2019 Centrobasket U17 Championships, averaging 4.0 ppg. and 9.5 rpg.
- Had 9 pts., 6 rbs., 2 blks. vs. Guatemala in the first game of the group phase.

## C | 6-3 | JR. | POMBAL, PORTUGAL

- 3rd in rpg. ... 2nd career double-double with 12 pts., career high 14 rbs. vs. Jacksonville (11/28) ... Also had 4 blks.
- 10 pts., 6 rbs., 2 blks. at Memphis (12/16) ... 17 pts., 10 rbs. vs. Ohio St. (11/6/18) ... Career-high 18 pts. vs. UNC (11/23/18).
- Scored double figures for Portugal in 5-of-7 GP at the FIBA U20 Women's European Championship.



## HEAD COACH JOSE FERNANDEZ | 380-273 CAREER RECORD (21ST SEASON)



Named the 2018 American Athletic Conference Coach of the Year, head coach Jose Fernandez has been laying the groundwork brick-by-brick for 20 seasons for the Bulls to grow into a perennial top-25 program. Under his guid-

ance, USF has transformed from a program with only five winning seasons to a staple in the NCAA Tournament. A coach known for his recruiting connections and incredible work ethic, Fernandez has created a culture of excellence at USF.

Fernandez has watched his team reach new milestones, including six 20-win seasons in the last eight years dating back to the 2012-13 season. The Bulls have reached the NCAA Tournament six times, including five trips in their last seven seasons, and postseason play in 15 of the last 17 seasons. Fernandez led the Bulls to the NCAA Tournament for the fourth time in as many years in 2018 as the senior class became the first in program history to reach four NCAA Tournaments. The Bulls also reached their ninth Women's National Invitation Tournament (WNIT) in 2019, despite numerous season-ending injuries to key players, and advanced to the second round out the event.

Fernandez, who was officially named head coach on Nov. 14, 2000 - just seven months after arriving at USF as an assistant coach - has led the Bulls in an amazing turnaround under his tenure. In addition to the program's six trips to the NCAA Tournament, Fernandez has also guided USF to nine WNIT appearances, which includes the 2009 WNIT title and a semifinal appearance in 2014. The Bulls have also advanced to the American Athletic Conference (AAC) Tournament championship game in four of the past six seasons and have made at least the semifinal round during every season in the AAC.

Fernandez also knows how to get the most out of his talent with Maria Jespersen earning Associated Press All-America honorable mention honors in 2018. USF has had two players earn AP All-America honorable mention honors, Jespersen and Courtney Williams, in 2016, and Fernandez has coached them both.

Playing for Fernandez could also lead to the pros, as was the case for six players in program history to be drafted by WNBA teams. Courtney Williams became the second player in program history to be selected in the first round in 2016, going eighth overall to the Phoenix Mercury. Most recently, former Bulls' standout Kitija Laksa became the sixth player in program history to be selected when the Seattle Storm chose her in the first round with the 11th overall pick in 2020. Other Bulls selected in the WNBA Draft, under Fernandez, include Inga Orekhova, who was

chosen 18th overall by the Atlanta Dream in 2014; Andrea Smith, who was chosen 35th by the Connecticut Sun in 2013 and Jessica Dickson, who was chosen 21st in the 2007 WNBA Draft by the Sacramento Monarchs.

USF made its first-ever NCAA Tournament during the 2005-06 season. Fernandez also led USF to its first-ever NCAA Tournament victory with a 71-70 win over Texas Tech in 2013. Fernandez and the Bulls made history again in 2015, when they hosted USF's first-ever NCAA Tournament basketball game at the Yuengling Center. The Bulls defeated LSU in the first round, in front of a hometown crowd of over 5,000 fans. In his third NCAA Tournament in four years, Fernandez took the Bulls back to the second round, defeating No. 22 Colorado State 48-45 in Los Angeles, Calif. USF returned to the tournament in 2017, but the Bulls lost at the buzzer to Missouri.

The Miami native has had 15 seasons with a .500 record or better leading USF. In the 22 years prior to his arrival, the Bulls recorded just three winning seasons, all 14-13 slates. Fernandez has guided USF to nine seasons with 20-plus wins, including a 26-8 record during the 2017-28 campaign that marked the fourth straight season with 24 or more wins. He posted his 300th career win at USF during the 2016-17 season and has compiled a record of 354-259 in 19 seasons leading the Bulls' program, including 13 or more wins in The American in four of six seasons in the conference. The Bulls have posted 12 wins over Top 25 ranked teams, including an 64-57 win over No. 15 Texas in the Yuengling Center in 2019.

Fernandez believes to be the best you have to play the best. Since arriving at USF, Fernandez and his staff have worked to schedule the toughest teams in women's basketball. The Bulls have sought after perennial powers like Baylor, DePaul, Florida, Florida State, Georgia, Louisville, Notre Dame, LSU, Miami, Michigan State, Mississippi State, Nebraska, Ohio State, Oklahoma, UNLV, Texas and Wake Forest, to name a few. USF has boasted some of the toughest strength of schedules in the country.

Fernandez got his start in coaching while working on his associates degree at Miami-Dade CC Kendall - where he earned his degree in 1991. Fernandez served as a student assistant coach for the men's basketball team and was immediately thrown into the fray with on-floor coaching, scouting, and most importantly, overseeing recruiting correspondence and getting his name out in front of coaches around the state.

It was at Miami-Dade that Fernandez met Cesar Odio, who not only saw his tremendous potential and hired him as a student assistant, but then promoted him to a full-time assistant coach upon his graduation in 1991. He would stay at Miami-Dade for one season (1991-92) before becoming the assistant boys' basketball coach at Miami's Sunset High School (1992-94).

Following his two seasons at Sunset, Fernandez and Odio would renew acquaintances when Odio was tabbed head men's basketball coach at Barry University in Miami Shores, Fla. (1994-96). Fernandez came along as Odio's top assistant and immediately established himself as a coach that had a sharp eye for talent and potential. During his brief two-year stay at Barry, Fernandez helped the Buccaneers to consecutive winning seasons, after the program only produced just two in the first 10 years, and a combined 34-21 record.

Fernandez entered the world of girls' basketball in 1996, when he secured his first head coaching job at Miami's Lourdes Academy. During his three seasons at Lourdes, Fernandez led the Bobcats to a stellar 83-16 (.838) record and a trip to the state 5A championship game in 1998 where they finished as the runner-up. In addition to his coaching responsibilities at Lourdes, Fernandez established valuable roots among Florida and high school coaches from around the nation as director and founder of the successful Miami Suns AAU program.

Fernandez would then break into collegiate women's basketball when he returned to Barry for his second of

## THE FERNANDEZ FILE

Born	Nov. 18, 1971
Hometown	Miami, Fla.
College	FIU, 1994
	B.S. in Physical Ed.
Wife	Tonya
Children	Sydney, Alex, Taylor Brianna and Brooke

## NCAA APPEARANCES (6)

2006, 2013, 2015, 2016, 2017, 2018

## WNIT APPEARANCES (9)

2004, 2005, 2007, 2008, 2009, 2010, 2012, 2014, 2019

## WNIT FINAL FOUR (2)

2009, 2014

## WNIT CHAMPIONSHIP (1)

2009

## COACHING CAREER

1989-91	Miami-Dade CC Kendall, Student Asst.
1991-92	Miami-Dade CC Kendall, Asst. Coach
1992-94	Sunset High School, Asst. Boy's Coach
1994-96	Barry University, Asst. Men's Coach
1996-99	Lourdes Academy (Miami), Head Coach
1996-99	Miami Suns AAU, Head Coach
1999-2000	Barry University, Asst. Coach
2000-present	USF, Head Coach

two tours of duty at the school. In his second stint, he served one year (1999-00) as the top assistant coach for the Buccaneers. Although it was just one season, Fernandez helped Barry record the second-most wins in the program's history as the Buccaneers posted a 22-8 record and the program's second-best slate ever in the Sunshine State Conference at 10-4. The team's 22 wins that sea-

son is still just one of three 20-wins campaigns for Barry since the women's basketball team started competing during the 1988-89 season.

After graduating from Miami-Dade Kendall, Fernandez earned his bachelor's degree in physical education in 1994 from Florida International University. Along with his

coaching duties at the beginning of his professional career, Fernandez also taught physical education at Miami's Coral Reef Senior High School, Southwest Senior High School and Hialeah Middle School.

Fernandez and his wife, Tonya, live in Tampa with their daughters, Sydnie, Alex, Taylor, Brianna and Brooke.

### JOSE FERNANDEZ YEAR-BY-YEAR

Year	School	Overall	Conf.	Postseason
2000-01	USF	4-24	1-15	-
2001-02	USF	14-13	4-10	-
2002-03	USF	7-20	2-12	-
2003-04	USF	14-15	7-7	WNIT First Round
2004-05	USF	21-11	9-5	WNIT Second Round
2005-06	USF	19-12	9-7	NCAA First Round
2006-07	USF	21-12	9-7	WNIT Second Round
2007-08	USF	16-16	5-11	WNIT First Round
2008-09	USF	27-10	8-8	WNIT Champions
2009-10	USF	15-16	6-10	WNIT First Round
2010-11	USF	12-19	3-13	-
2011-12	USF	19-16	8-8	WNIT Third Round
2012-13	USF	22-11	9-7	NCAA Second Round
2013-14	USF	23-13	13-5	WNIT Semifinals
2014-15	USF	27-8	15-3	NCAA Second Round
2015-16	USF	24-10	14-4	NCAA Second Round
2016-17	USF	24-9	11-5	NCAA First Round
2017-18	USF	26-8	13-3	NCAA First Round
2018-19	USF	19-16	7-9	WNIT Second Round
2019-20	USF	19-12	10-6	No postseason due to COVID
2020-21	USF	6-1	3-0	
Totals	21st Season	380-273	167-155	



### JOSE FERNANDEZ HEAD COACHING BREAKDOWN

Year	Overall	Home	Road	Neutral	Conf.	Postseason
2000-01	4-24	4-13	0-11	0-0	1-15	-
2001-02	14-13	9-6	5-7	0-0	4-10	-
2002-03	7-20	7-8	0-12	0-0	2-12	-
2003-04	14-15	9-6	5-8	0-1	7-7	0-2 (C-USA, WNIT)
2004-05	21-11	13-2	7-8	1-1	9-5	2-2 (C-USA, WNIT)
2005-06	19-12	12-3	5-7	2-2	9-7	0-2 (BIG EAST, NCAA)
2006-07	21-12	15-3	4-8	2-1	9-7	2-2 (BIG EAST, WNIT)
2007-08	16-16	11-7	3-8	2-1	5-11	1-2 (BIG EAST, WNIT)
2008-09	27-10	16-6	9-3	2-1	8-8	6-1 (BIG EAST, WNIT)
2009-10	15-16	9-8	5-7	1-1	6-10	0-2 (BIG EAST, WNIT)
2010-11	12-19	8-7	2-10	2-2	3-13	-
2011-12	19-16	11-3	4-7	4-6	8-8	3-2 (BIG EAST, WNIT)
2012-13	22-11	11-5	9-3	2-3	9-7	2-2 (BIG EAST, NCAA)
2013-14	23-13	13-8	9-5	1-0	13-5	5-2 (AAC, WNIT)
2014-15	27-8	13-3	9-3	5-2	15-3	3-2 (AAC, NCAA)
2015-16	24-10	15-1	6-6	3-3	14-4	3-2 (AAC, NCAA)
2016-17	24-9	10-4	8-2	6-3	11-5	2-2 (AAC, NCAA)
2017-18	26-8	13-1	8-3	5-4	13-3	2-2 (AAC, NCAA)
2018-19	19-16	11-5	5-6	3-5	7-9	3-2 (AAC, WNIT)
2019-20	19-13	14-2	4-6	1-5	10-6	1-0 (AAC)
2020-21	7-1	4-1	3-0	0-0	4-0	



## TALE OF THE TAPE

### THE WICHITA STATE SERIES

Series Record	Series tied, 2-2
USF at home	USF leads, 1-0
USF at Wichita State	Wichita State leads, 2-1
USF at neutral site	0-0
First meeting	Feb. 25, 1983 (L, 75-52)
Last meeting	Jan. 22 2020 (W, 56-50)
Last USF win	Jan. 22 2020 (56-50)
Last Wichita State win	Jan. 21, 2018 (64-56)
Current streak	USF, two wins

### STATISTICAL COMPARISON

USF		WSU
7-1 (4-0, AAC)	Overall/AAC Record	3-4 (0-2, AAC)
38.3	Field Goal%	43.0
29.7	3-Pt. Field Goal%	34.3
68.5	Free Throw%	63.4
33.1	Oppt. Field Goal%	38.4
19.4	Oppt. 3-Pt. Field Goal%	29.0
61.6	Oppt. Free Throw%	65.2
47.9	Rebounding Avg.	37.9
+11.4	Rebounding Margin	0.0
16.8	Assists/Gm.	13.3
12.9	Turnovers/Gm.	18.1
4.3	Blocks/Gm.	3.1
5.1	Steals/Gm.	9.3
71.3	Points/Gm.	67.9
53.9	Points Allowed/Gm.	66.1

### USF CAREER STATS VS. WICHITA STATE

No.	Name	G	Ppg	Rpg	Apq
0	Vitulova	0	0.0	0.0	0.0
1	Alvarez	0	0.0	0.0	0.0
2	Lazic	0	0.0	0.0	0.0
3	Harvey	1	7.0	2.0	0.0
4	Pinzan	2	6.5	3.5	7.0
5	Tsineke	1	6.0	2.0	2.0
11	Blagrove	0	0.0	0.0	0.0
12	Bermejo	1	0.0	2.0	1.0
13	Guerreiro	0	0.0	0.0	0.0
20	Mununga	1	13.0	15.0	1.0
21	Leverett	2	13.0	11.5	0.0
22	Brabencova	1	11.0	4.0	2.0
24	Rodriguez	0	0.0	0.0	0.0
31	Jordao	1	2.0	1.0	0.0

### BULLS' CAREER STARTS & GAMES PLAYED

No.	Name	17-18	18-19	19-20	20-21	Tot	GP
0	Vitulova	-	-	29 *	-	-	3
1	Alvarez	-	-	8	-	8	22
2	Lazic	-	-	-	-	-	9
3	Harvey	-	24	16	8	48	62
4	Pinzan	-	15	24	8	47	66
5	Tsineke	-	-	22	6	28	35
11	Blagrove	-	-	-	-	-	2
12	Bermejo	-	-	1	1	2	32
13	Guerreiro	-	-	-	-	-	4
20	Mununga	-	-	27	8	35	37
21	Leverett	0	24	12	7	43	101
22	Brabencova	-	-	14	1	15	33
24	Rodriguez	-	-	-	-	-	2
31	Jordao	-	12	10	1	23	49

\* Starts occurred while at Wyoming

### TICKET INFORMATION

■ USF Athletics welcomed fans back to the Yuengling Center for American Athletic Conference basketball action in the 2020-21 season presented by Tampa General Hospital beginning on Tuesday, Dec. 22 when the men's basketball team hosted Wichita State ... The original game to allow fans in the Yuengling Center was Dec. 19, when the women's basketball team was scheduled to take on Houston, however that game was postponed due to COVID-19 issues within the Cougars' program ...



**Scan the QR code with your mobile device for complete information and to get the USF Bulls mobile ticket app.**

■ USF plans to welcome fans to approximately 1,200 seats in physically-distanced pods ranging in size from two persons to four persons, with seating reserved for up to 300 students mostly in their traditional baseline seating area ... There will be no 100-level seating behind the team benches or court-side seating, as a 12-foot perimeter will be implemented surrounding the court.

### UP NEXT FOR USF

■ The Bulls will close out what turned into an unexpected three-game homestand, on Saturday, Jan. 9 (7 p.m.), when Houston visits the Yuengling Center ... The game was originally scheduled for Dec. 19, however was postponed due to COVID-19 issues within the Cougars' program.

■ Following the Houston game, USF will travel to The Big Easy to face Tulane on Jan. 13 at 7 p.m. ET (ESPN+) ... The game against the Green Wave will be the first of three, in a four-game stretch, that USF will play on the road, along with dates at Wichita State on Jan. 20 (7 p.m. ET, ESPN+) and at East Carolina on Jan. 23 (1 p.m., ESPN+) ... The lone home contest during that stretch will be a nationally televised game against Memphis on Jan. 17 (4 p.m.) on ESPN.

### A QUICK LOOK AT THE BULLS

■ The Bulls lead, or are in the top three, in the American Athletic Conference in several statistical categories through games of Jan. 4 (Complete NCAA team and individual ranking summaries can be found on pgs. 14-15):

Assist/Turnover Ratio	1st (1.30)
Total Assists	1st (134)
Assists Per Game	1st (16.8)
Blocked Shots	2nd (34)
Blocked Shots Per Game	3rd (4.2)
Fewest Turnovers	3rd (103)
FG Percentage Defense	1st (33.1)
FT Attempts	1st (184)
FT Made	1st (126)
FT Percentage	2nd (68.5)
Offensive Rebounds Per Game	1st (17.5)
Rebounding Margin	1st (11.4)
Rebounds	1st (383)
Rebounds Per Game	1st (47.9)
Scoring Defense	2nd (53.9)
Scoring Margin	1st (17.4)
Scoring Offense	2nd (71.2)
3-Point FG Defense	1st (19.4)
3-Point FG Attempted	1st (202)
3-Point FG Made	1st (60)
3-Point FG Per Game	2nd (7.5)
Won-Loss Percentage	1st (87.5)

■ Maria Alvarez is averaging 8.3 points per game on the year, fifth on the team through the East Carolina game ... Alvarez is shooting 39.0 percent (16-of-41) from the field and 43.8 percent (14-of-32) from behind the three-point arc ... Her three-point field goal percentage is second in The American through Jan. 3 ... She is also shooting 75.0 percent from the free-throw line, going 12-for-16 ... She led USF in scoring with 18 points against No. 4/4 Baylor in her first game of the season, and has scored no fewer than eight points in five of the other seven games she's played in.

### 2020-21 USF WOMEN'S BASKETBALL MEDIA GUIDE

■ Scan the QR code on the right for a PDF version of the 2020-21 USF women's basketball media guide, which includes staff and player bios, career records, program history and much more.



### USF WEEKLY MEDIA PLANNER

MON.	4	TUE.	5	WED.	6	THURS.	7	FRI.	8	SAT.	9	SUN.	10
Practice, 11 a.m.		Practice, 2 p.m.		vs. Wichita State, 7 p.m.		Practice, 2 p.m.		Practice, 1 p.m.		vs. Houston, TBA		TBA	
Feeding Tampa Bay, 3 p.m.													



■ Elena Tsineke has netted double figures in three of the last five games, and is averaging 9.6 points per game on the year ... After scoring just 23 points in her first three games, she has netted 54 in her last five (10.8 ppg) ... She started to heat up against No. 4/4 Baylor and No. 6/7 Mississippi State, netting back-to-back nine-point games.

■ Sydni Harvey took over the team scoring lead with her season high 21-point effort at Cincinnati on Dec. 22, and is currently netting 11.5 points per outing ... She has scored double figures in six of USF's eight games this season, against Jacksonville (14 pts.) on Nov. 28, No. 4/4 Baylor (11 pts.) on Dec. 1, at Memphis (12 pts.) on Dec. 16, at Cincinnati, at Tulsa (10 pts.) on Dec. 30, and against East Carolina (11 pts.) ... She fell just shy of double digits (8 pts.) against No. 6/7 Mississippi State on Dec. 5.

■ Bethy Mununga has picked up right where she left off last year, and that was controlling the glass ... Through games of Jan. 3, Mununga is first in The American, and sixth in the nation in rebounds per game, grabbing 12.0 boards per contest, resulting from her 21-rebound effort against East Carolina on Jan. 2 ... She is also tops in the AAC and ninth in the nation in total rebounds, having hauled down 96 in eight games ... For her career, Mununga has grabbed double-figure rebounds in 24 games, and has 13 career double-doubles to her credit, including four this season ... She is first in The American and 17th in Division I in double-doubles through Jan. 4.

■ Like Bethy Mununga, Elisa Pinzan has picked up where she left off following the 2019-20 season, although, for Pinzan, in the assist column ... Through games of Jan. 4, Pinzan is second in The American in total assists with 49, and ninth in the nation ... She is also second in the AAC in assists per game - and 12th in the nation, averaging 6.1 per contest ... She had a career high 11 assists at Cincinnati on Dec. 22.

■ In addition to being one of the top distributors of the ball, Pinzan is also one of the premier protectors of the ball as well ... Through Jan. 4, Pinzan is first in The American, and second in the nation, in assist/turnover ratio at 5.44 ... She has dropped 49 dimes on the year while just turning the ball over just nine times.

## SCOUTING WICHITA STATE

■ Wichita State comes into its game with USF with a 3-4 overall mark and an 0-2 record in The American ... The Pirates have dropped four straight games after starting the season 3-0 ... The Shockers are coming off a 65-59 loss to Cincinnati on Jan. 2.

■ Asia Strong is one of four players on Wichita State's roster, averaging double figures in the scoring column, netting 15.0 points per game on the year, while Rachel Johnson is second, averaging 11.3 points per outing ... A close third is Seraphine Bastin and Mariah McCully who round out the double-figure scorers, averaging 11.3 and 10.6 points per game, respectively.

■ Bastin also leads the team on the glass, grabbing 6.7 rebounds per contest.

## THE SERIES AGAINST THE SHOCKERS

■ Wednesday will mark just the fifth meeting between USF and Wichita State with all-time series tied at 2-2, dating back to the 1982-83 season ... USF, however, leads the series, 2-1, with both schools as members of The American ... Wednesday is only the second time that the Shockers have visited Tampa to face the Bulls.

## USF all-time against Wichita State

Feb. 25, 1983	_____ A _____ L _____	75-52
Jan. 21, 2018	_____ A _____ L _____	64-56
Feb. 23, 2019	_____ H _____ W _____	55-46
Jan. 22, 2020	_____ A _____ W _____	56-50

## LAST TIME OUT

■ Bethy Mununga scored 23 points and grabbed 21 rebounds, both career highs in her two years at USF, and the Bulls pulled away from East Carolina 71-58 on Saturday ... Mununga controlled the inside, especially in the second half when she outrebounded the Pirates 15-12 and scored 11 points ... Mununga has four double-doubles this season and 13 in her career at USF.

■ Mununga's performance marked the eighth in program history, and the first since Alisha Jenkins scored 27 points and had 20 rebounds against Harvard on Dec. 3, 2016 ... In addition, Mununga is the 14th player in program history to grab 20 or more rebounds, and her total is tied for the fourth most in a single game in school history, and tied for the fifth most in American Athletic Conference history.

## USF WHEN ...

Leading at halftime	7-0
Trailing at halftime	0-1
Tied at halftime	0-0
Overtime	0-0
USF shoots 50% or better from field	0-0
USF shoots 40-49% from field	2-0
USF shoots under 40% from field	5-1
Opp. shoots 50% or better from field	0-0
Opp. shoots 40-49% from field	1-0
Opp. shoots under 40% from field	6-1
USF outrebounds opponent	5-0
Opp. outrebounds USF	2-1
Tied in rebounds	0-0
USF records 10 or more steals	0-0
USF records 15 or more assists	5-0
USF commits less than 15 turnovers	4-0
USF commits 15 or more turnovers	3-1
USF commits less turnovers than opp.	3-0
USF commits more turnovers than opp.	4-1
USF shoots 70% or better from the line	3-1
USF shoots under 70% from the line	4-0
USF scores 59 points or less	0-0
USF scores between 60-69 points	3-1
USF scores between 70-79 points	2-0
USF scores between 80-89 points	2-0
USF scores between 90-99 points	0-0
USF scores more than 100 points	0-0
Two or less Bulls score in double figures	1-0
Three Bulls score in double figures	2-1
Four or more Bulls score in double figures	4-0
USF plays at Yuengling Center	4-1
USF plays on the road	3-0
USF plays at a neutral site	0-0
Playing in November	1-0
Playing in December	5-1
Playing in January	1-0
Playing in February	0-0
Playing in March	0-0
Playing on Saturday	3-0
Playing on Sunday	1-0
Playing on Monday	0-0
Playing on Tuesday	1-1
Playing on Wednesday	2-0
Playing on Thursday	0-0
Playing on Friday	0-0
Playing during the afternoon	5-0
Playing during the evening	2-1
Games decided by three points or less	0-0
Games decided by four to 10 points	2-1
Games decided by 11-20 points	2-0
Games decided by more than 20 points	3-0

## SCORING MARGINS

### Points: Margin of victory

1	2	3	4	5	6	7	8	9	10+
-	-	-	1	-	-	1	-	-	5

### Points: Margin of defeat

1	2	3	4	5	6	7	8	9	10+
-	-	-	-	1	-	-	-	-	-

## 2020-21 USF STARTING LINEUPS

Forward/Wing	Forward	Forward/Center	Guard	Guard	W-L
Tsineke	Mununga	Leverett	Pinzan	Harvey	5-1
Bermejo	Mununga	Jordao	Pinzan	Harvey	1-0
Brabencova	Mununga	Leverett	Pinzan	Harvey	1-0

## A LOOK AT THE AMERICAN

## AMERICAN ATHLETIC CONFERENCE STANDINGS (THRU 1/3)

	C-USA	Pct.	Over.	Pct.
USF	4-0	1.000	7-1	.875
UCF	3-0	1.000	5-1	.833
Temple	2-0	1.000	2-3	.400
East Carolina	3-1	.750	5-4	.556
Houston	2-1	.667	5-2	.714
Tulane	1-2	.333	5-3	.625
Cincinnati	1-2	.333	2-5	.286
Wichita State	0-2	.000	3-4	.429
Memphis	0-3	.000	2-6	.250
Tulsa	0-3	.000	1-3	.250
SMU *	0-2	.000	0-6	.000

\* Canceled the remainder of the 2020-21 season

## PRESEASON POLL

1. USF (8)	7. Houston
2. UCF (1)	8. Memphis
3. Tulane	9. East Carolina
4. Cincinnati (2)	10. SMU
5. Temple	11. Tulsa
6. Wichita State	

## AMERICAN ATHLETIC CONFERENCE SCHEDULE

## January 6

Tulsa at Cincinnati	2 p.m.
Temple at East Carolina	6 p.m.
Wichita State at USF	7 p.m.
Tulane at Houston	TBD

## January 9

Tulane at Cincinnati	2 p.m.
UCF at Temple	2 p.m.
East Carolina at Wichita State	3 p.m.
Memphis at Tulsa	7 p.m.

## January 13

Cincinnati at Temple	3:30 p.m.
UCF at East Carolina	6 p.m.
USF at Tulane	7 p.m.
Wichita State at Memphis	7:30 p.m.
Tulsa at Houston	8 p.m.

## January 16

Tulane at Tulsa	2 p.m.
Houston at East Carolina	3:30 p.m.

## January 17

Cincinnati at UCF	12 p.m. (ESPNU)
Memphis at USF	4 p.m. (ESPNU)

■ Sydni Harvey added 11 points and Maria Alvarez 10 for the Bulls, who have won six straight ... Elisa Pinzan also handed out eight assists in the win.

■ Mununga had four points as USF scored the last five of the second quarter to lead 32-28 at the half ... After a 9-0 run that put the Pirates on top 37-34 midway through the third quarter, Mununga scored six points during a 13-2 run and the Bulls led 47-41 going into the fourth quarter ... Following an ECU bucket, USF took control with nine-straight points as part of a 15-3 run and led by 15 with 5:11 left.

## GOING STREAKING

■ The Bulls are currently in the midst of a six game winning streak, it's longest winning stretch since taking nine consecutive game during the 2017-18 campaign ... Included in the current six game streak in a four game American Athletic Conference winning streak ... A win against Wichita State would equal USF's best start in The American since also going 5-0 to tip-off the 2014-15 season.

■ Against the Shockers, the Bulls also look to equal their third best winning streak as a member of The American since the conference's inaugural 2013-14 season ... USF also won five straight conference games during the 2014-15 and 2013-14 campaigns.

## MISCELLANEOUS USF STATISTICS

## Double Figure Scorers

Sydni Harvey	6
Bethy Mununga	5
Elisa Pinzan	4
Elena Tsineke	3
Beatriz Jordao	2
Kristyna Brabencova	2
Maria Alvarez	2
Shae Leverett	1
Cristina Bermejo	1

## Double-Doubles

Bethy Mununga	4
Beatriz Jordao	1
Elisa Pinzan	1

## Games Leading (Sharing) Scoring Honors

Elisa Pinzan	3
Elena Tsineke	1
Maria Alvarez	1
Kristyna Beabencova	1
Sydni Harvey	1
Bethy Mununga	1

## Games Leading (Sharing) Rebounding Honors

Bethy Mununga	6
Beatriz Jordao	1
Shae Leverett	1

■ USF has had nine, four game winning streaks, or better, as a member of a conference, including an eight game winning streak during the 2018-19 season as a member of the AAC.

## Conference winning streaks of four-plus

8	2018-19 (The American)
6	2014-15 (The American)
5	2014-15 (The American)
5	2013-14 (The American)
5	2004-05 (Conference USA)
4	2018-19 (The American)
4	2015-16 (The American)
4	2014-15 (The American)
4	2003-04 (Conference USA)

## DOUBLE DIPPING

■ Eight games, six double-doubles for four separate Bulls.

■ Most recently, Bethy Mununga recorded her third double-double of the season with a spectacular 23-point, 21 rebound effort against East Carolina on Jan. 2 ... It was Mununga's 13th career double-double with the Bulls ... Prior to ECU, Mununga had a 13-point, 14 rebound effort at Cincinnati on Dec. 22 ... Mununga also posted a 10-point, 11-rebound game against Stetson on Dec. 13 ... Earlier in the season, the former two-time junior college All-American had 13 points and 10 rebounds against

## USF'S LARGEST IN 2019-20

Lead	43 vs. Stetson (83-40)
Deficit	10 vs. Baylor (42-32)
Margin of victory	42 vs. Stetson (85-43)
Margin of defeat	5 vs. Baylor (67-65)
Halftime lead	24 vs. Jacksonville (49-25)
Halftime deficit	1 vs. Baylor (29-28)
Deficit in win	8 vs. Mississippi State (19-11)
Halftime deficit in win	-
Lead in loss	6 vs. Baylor (11-5)
Halftime lead in loss	-

## USF: HOME, ROAD &amp; NEUTRAL

Category	Home	Road	Neutral
Record	4-1	3-0	0-0
Field Goal%	37.8	39.3	-
3-Pt. Field Goal%	29.9	29.2	-
Free Throw%	73.4	61.3	-
Oppt. Field Goal%	32.6	34.1	-
Oppt. 3-Pt. Field Goal%	18.2	21.4	-
Oppt. Free Throw%	60.9	63.3	-
Rebounding Avg.	51.0	42.7	-
Rebounding Margin	+13.6	+7.7	-
Assists/Gm.	19.2	12.7	-
Turnovers/Gm.	13.8	11.3	-
Blocks/Gm.	3.8	5.0	-
Steals/Gm.	5.4	4.7	-
Points/Gm.	73.8	67.0	-
Points Allowed/Gm.	55.4	51.3	-



No. 4/4 Baylor on Dec. 1 ... It was her second straight game against the Lady Bears - in as many years - with double-digit points and rebounds.

■ Elisa Pinzan logged a 14-point, career high 11-rebound effort against No. 6/7 Mississippi State on Dec. 5 in USF's 67-63 overtime win ... It was Pinzan's first career double-double.

■ Beatriz Jordao got her 2020-21 campaign off to an impressive start after being banged up during the 2019-20 season ... Jordao recorded her second career double-double - and the first since her collegiate debut at Ohio State on Nov. 6, 2018 - with a 12-point and a career high 14-rebound performance against Jacksonville on Nov. 28 ... Jordao's only other double-double was a 17-point, 10-rebound outing against the Buckeyes in a 71-47 rout.

### 2020-21 USF double-doubles

Jordao \_\_\_\_ Nov. 28 vs. Jacksonville (12 pts./14 rbs.)  
Mununga \_\_\_\_ Dec. 1 vs. Baylor (13 pts./10 rbs.)  
Pinzan \_\_\_\_ Dec. 5 vs. Mississippi St. (14 pts./11 rbs.)  
Mununga \_\_\_\_ Dec. 13 vs. Stetson (10 pts./11 rbs.)  
Mununga \_\_\_\_ Dec. 22 at Cincinnati (13 pts./14 rbs.)  
Mununga \_\_\_\_ Jan. 2 vs. ECU (23 pts./21 rbs.)

### A DOUBLE-DOUBLE MACHINE

■ Bethy Mununga has been a double-double machine since stepping on USF's campus ... Mununga has 13 double-doubles in her 37 games with the Bulls, including four this season.

### Mununga's career double-doubles

Nov. 5, 2019 vs. Jacksonville \_\_\_\_ 11 pts./12 rbs.  
Nov. 12, 2019 vs. Howard \_\_\_\_ 14 pts./11 rbs.  
Nov. 15, 2019 vs. VCU \_\_\_\_ 14 pts./12 rbs.  
Nov. 19, 2019 vs. No. 2/2 Baylor \_\_\_\_ 16 pts./12 rbs.  
Nov. 28, 2019 vs. South Dakota St. \_\_\_\_ 15 pts./12 rbs.  
Dec. 30, 2019 vs. Brown \_\_\_\_ 16 pts./14 rbs.  
Jan. 22, 2020 at Wichita State \_\_\_\_ 13 pts./15 rbs.  
Feb. 13, 2020 at Tulane \_\_\_\_ 11 pts./17 rbs.  
Feb. 29, 2020 vs. SMU \_\_\_\_ 13 pts./16 rbs.  
Dec. 1, 2020 vs. No. 4/4 Baylor \_\_\_\_ 13 pts./10 rbs.  
Dec. 13, 2020 vs. Stetson \_\_\_\_ 11 pts./11 rbs.  
Dec. 22, 2020 at Cincinnati \_\_\_\_ 13 pts./14 rbs.  
Jan. 4, 2021 vs. ECU \_\_\_\_ 23 pts./21 rbs.

### A DAY TO REMEMBER

■ Bethy Mununga recorded one of the best single game performances in program history on Jan. 2, against East Carolina ... Mununga recorded just

the eighth 20-20 game in program history when she poured in 23 points and grabbed 21 rebounds against East Carolina on Jan. 2 ... In addition to being extremely productive, she was extremely efficient, shooting 7-for-11 (63.6 percent) from the field and 9-of-12 (75.0 percent) from the charity stripe.

■ Mununga became the 14th player in program history to grab 20 or more rebounds, and her total is tied for the fourth most in a single game in school history, and tied for the fifth most in American Athletic Conference history.

### DROPPIN' DIMES

■ The Bulls were feeling especially giving during Thanksgiving week as they handed out 29 assists in their season opener against Jacksonville on Nov. 28 ... The 29 dimes marked USF's seventh most in a single game in program history ... The Bulls also handed out 29 against; FIU (Nov. 30, 2016), Grambling (Dec. 18, 2008), and Stetson (Dec. 3, 1983).

■ Elena Tsineke and Mihaela Lazic accounted for 12 of the Bulls' 29 assists against the Dolphins ... Tsineke dished out a career high seven assists while Lazic's five also marked a career-best.

■ Coming into the Wichita State game, USF is tops in The American in total assists with 134, and in assists per game, recording 16.8 per outing ... They are 44th nationally in both categories through Jan. 4.

■ Elisa Pinzan is currently second in The American, and ninth nationally, in total assists with 49, and second in the conference, and 12th nationally in assists per game, handing out 6.1 per contest.

### DON'T STOP THE PINZANITY!!

■ Elisa Pinzan has been the premier distributor of the ball for the past two plus seasons, averaging 4.1 assists per game during her career ... Coming into the Wichita State game, Pinzan has handed out five-or-more assists 27 times ... In addition, she has handed out seven-plus assists 15 times.

■ After dishing out, a then, career best nine assists, two times, Elisa Pinzan finally established a new career high with 11 handouts at Cincinnati on Dec. 22 ... Her 11 dimes is tied for the 11th most in a single game in program history.

## TOP 25 RANKINGS

### ASSOCIATED PRESS (Jan. 4)

1.	Stanford	7-0
2.	Louisville	5-0
3.	NC State	8-0
4.	South Carolina	5-1
5.	Connecticut	5-0
6.	Baylor	7-1
7.	Oregon	7-0
8.	Arizona	7-0
9.	Texas A&M	9-0
10.	Arkansas	9-1
11.	Kentucky	7-1
12.	UCLA	5-2
13.	Mississippi State	5-1
14.	Maryland	5-1
15.	Ohio St.	4-0
16.	Northwestern	4-0
17.	Michigan	5-0
18.	Indiana	4-2
19.	Texas	6-1
20.	Syracuse	5-1
21.	DePaul	5-2
22.	South Florida	5-1
23.	Gonzaga	6-2
24.	Missouri St.	4-2
25.	South Dakota State	7-2

**Also Receiving Votes:** Michigan St 31; Georgia 30; Virginia Tech 22; Arizona State 20; Florida State 18; Clemson 16; Iowa 14; Florida Gulf Coast 13; Rutgers 7; Oregon St. 6; North Carolina 6; Tennessee 3; IUPUI 3; UCF 3; North Dakota State 1; Georgia Tech 1.

### USA TODAY/WBCA COACHES POLL (Jan. 5)

1.	Stanford	9-0
2.	Louisville	7-0
3.	NC State	10-0
4.	South Carolina	7-1
5.	Connecticut	6-0
6.	Baylor	8-1
7.	Texas A&M	10-0
8.	Kentucky	9-1
9.	UCLA	6-2
10.	Arizona	8-1
11.	Oregon	8-1
12.	Maryland	7-1
13.	Arkansas	10-2
14.	Michigan	7-0
15.	Mississippi State	6-2
16.	Ohio St.	5-0
17.	Texas	8-1
18.	Indiana	5-3
19.	USF	7-1
20.	Syracuse	5-1
21.	Gonzaga	9-2
22.	DePaul	5-3
23.	Northwestern	4-2
24.	Michigan St	8-0
25.	Missouri St.	4-2

**Also Receiving Votes:** South Dakota State 55; Georgia 43; Iowa 37; Florida State 31; Arizona State 13; Florida Gulf Coast 9; Tennessee 6; North Carolina 5; UCF 5; IUPUI 4; Clemson 3; Dayton 1.

### GETTING SOCIAL WITH THE BULLS

■ Fans are encouraged to follow @USFWBB on Twitter, and "Like" USF women's basketball on Facebook ([www.Facebook.com/USFwomensbasketball](http://www.Facebook.com/USFwomensbasketball)) for the latest Bulls' basketball news ... Follow all of USF's athletic teams on Twitter (@USFAthletics), Facebook (Facebook.com/USFAthletics), YouTube (BullsVision), and Instagram (USFAthletics).

### Pinzan's career games with five-plus assists

11 \_\_\_\_\_ at Cincinnati (Dec. 22, 2020)  
 9 \_\_\_\_\_ Mississippi State (Dec. 5, 2020)  
 9 \_\_\_\_\_ SMU (Feb. 29, 2020)  
 8 \_\_\_\_\_ East Carolina (Jan. 2, 2021)  
 8 \_\_\_\_\_ VCU (Nov. 15, 2019)  
 8 \_\_\_\_\_ vs. Tulane (March 8, 2019)  
 8 \_\_\_\_\_ Bethune Cookman (Nov. 15, 2018)  
 7 \_\_\_\_\_ Temple (Feb. 9, 2020)  
 7 \_\_\_\_\_ at Wichita State (Jan. 22, 2020)  
 7 \_\_\_\_\_ at Temple (Jan. 16, 2020)  
 7 \_\_\_\_\_ at Tulsa (Jan. 12, 2020)  
 7 \_\_\_\_\_ Alabama State (Dec. 6, 2019)  
 7 \_\_\_\_\_ Wichita State (Feb. 23, 2019)  
 7 \_\_\_\_\_ Tulsa (Feb. 16, 2019)  
 7 \_\_\_\_\_ Oklahoma (Nov. 18, 2018)  
 6 \_\_\_\_\_ Baylor (Dec. 1, 2020)  
 6 \_\_\_\_\_ at Memphis (2/22/20)  
 6 \_\_\_\_\_ Tulane (Jan. 25, 2020)  
 6 \_\_\_\_\_ at Baylor (Nov. 19, 2019)  
 6 \_\_\_\_\_ Memphis (Jan. 23, 2019)  
 6 \_\_\_\_\_ vs. Virginia (Dec. 21, 2018)  
 5 \_\_\_\_\_ East Carolina (Feb. 25, 2020)  
 5 \_\_\_\_\_ at UCF (Jan. 19, 2020)  
 5 \_\_\_\_\_ Texas (Nov. 8, 2019)  
 5 \_\_\_\_\_ Jacksonville (Nov. 5, 2019)  
 5 \_\_\_\_\_ UConn (March 3, 2019)  
 5 \_\_\_\_\_ vs. UCLA (Nov. 24, 2018)

### THE BULLS HAVE BEEN TREMENDOUS ...

■ USF has had the hot hand from behind the three-point arc, hitting 60 shots from long range in its first eight games ... The Bulls are first in The American in three-point field goals made, through games of Jan. 4.

■ Sydney Harvey and Maria Alvarez lead the way for the Bulls with 14 treys made on the year, followed by Elena Tsineke and Elisa Pinzan with 11 and 10, respectively.

### ... OPPONENTS NOT SO MUCH

■ USF has wreaked havoc defensively with its opposition around the three-point line in its first eight games ... The Bulls have held their opponent to a dismal 19.4 percent (21-for-108), including a combined 2-for-24 (0.08

percent) by No. 4/4 Baylor (0-for-11) and Mississippi State (2-for-13).

■ Through Jan. 4, the Bulls are first in The American, and second in the nation, in three-point field goal percentage defense.

### CHAIRWOMEN OF THE BOARDS ...

■ The Bulls have been a force on the boards this season at both the conference and national levels ... USF comes into its game with Wichita State first in The American in rebounds per game, and 14th nationally (47.9), and first in The American in total rebounds (383), also good enough for 21st nationally ... In addition, the Green and Gold leads the AAC in rebounding margin with a +11.4 difference.

■ USF has been particularly impressive on the offensive glass, leading The American, averaging 17.5 boards per contest, also good enough for 10th in the nation.

### CHART CLIMBERS

■ Shae Leverett keeps moving up the career blocked shots list with 90 rejections for her career, coming into the Wichita State game ... With that total, Leverett sits in eighth place just three blocks shy of equaling Courtney Williams (2012-16) in seventh with 93.

■ Leverett also comes into ECU with 572 career rebounds, and in sole possession of 18th place on USF's career rebounding list ... Next up is ChiChi Okpaleke (2004-08) in 17th place with 580 career rebounds.

■ Elisa Pinzan currently has 273 career assists, placing her all alone in 16th all-time on the school's career assist list ... With her four handouts at Tulsa on Dec. 30, Pinzan surpassed Laura Ferreira (2014-19) ... She is just 14 handouts from equaling Melissa Tape (2000-04) and Sharon McKinney (1985-88) in 14th with 287 ... Against Cincinnati, on Dec. 22, Pinzan's career high 11 assists moved her into 17th place, surpassing Jasmine Wynne (2008-12) and her 258 career handouts.

### BETHY MUNUNGA TABBED AAC CO-POW

■ USF standout Bethy Mununga was named the American Athletic Conference Co-Player of the Week for the week ending Jan. 3 ... The honor marks Mununga's first AAC Player of the Week award of her career ... Mununga helped the Bulls to a pair of wins last week, a 65-35 rout of Tulsa on Dec. 30, and a 71-58 victory over East Carolina on Jan. 2, in which Mununga logged a career performance ... Mununga averaged 17.0 points per game and 14.0 rebounds per outing in the two games, to go along with 1.5 steals per game.

### USF's 2020-21 Weekly AAC Honorees

Beatriz Jordao \_\_\_\_\_ AAC Honor Roll (Nov. 30)  
 Elisa Pinzan \_\_\_\_\_ AAC Player of the Week (Dec. 7)  
 Elena Tsineke \_\_\_\_\_ AAC Honor Roll (Dec. 13)  
 Elisa Pinzan \_\_\_\_\_ AAC Honor Roll (Dec. 21)  
 Sydney Harvey \_\_\_\_\_ AAC Honor Roll (Dec. 28)  
 Bethy Mununga \_\_\_\_\_ AAC Player of the Week (Jan. 4)

### FERNANDEZ WITHIN REACH OF MILESTONE: 400 CAREER WINS

■ Jose Fernandez enters the 2020-21 season - his 21st as a head coach - within reach of a milestone victory ... Fernandez currently boasts a 380-273 career coaching record with the Bulls, just 20 wins shy of his 400th career win ... Fernandez won his 350th game on Feb. 23, 2019, when the Bulls defeated Wichita State in the Yuengling Center, 55-46.

■ Coming into the season, only 140 coaches (with a minimum of 10 years in Division I) have reached the 400-win marker.

### FERNANDEZ AMONG THE AMERICAN'S ELITE

■ Fernandez also comes into the season as one of the elite coaches in the The American ... Entering his 21st season, the Miami native is second all-time in overall wins - only trailing UConn head coach Geno Auriemma (252) - while coaching in the AAC with 169 victories, and is sixth all-time in winning percentage (68.4 percent, 169-78); third among head coaches with 100 or more games coached in the conference.

## 2020-21 USF HONORS

#### Sydney Harvey

■ AAC Weekly Honor Roll (Dec. 28)

#### Beatriz Jordao

■ AAC Weekly Honor Roll (Nov. 30)

#### Bethy Mununga

■ AAC Player of the Week (Jan. 4)  
 ■ College Sports Madness AAC Player of the Week (Jan. 4)  
 ■ College Sports Madness AAC Player of the Week (Dec. 7)  
 ■ Preseason Katrina McClain Award Watch List

#### Elisa Pinzan

■ AAC Weekly Honor Roll (Dec. 21)  
 ■ NCAA Starting Five (Dec. 9)  
 ■ AAC Player of the Week (Dec. 7)  
 ■ Preseason All-AAC Second Team

#### Elena Tsineke

■ AAC Weekly Honor Roll (Dec. 14)  
 ■ Preseason All-AAC Second Team

■ In addition, in career American Athletic Conference league games, Fernandez is third all-time in conference wins with 89, and tied for third in conference winning percentage (71.8 percent, 89-35); second with over 100 games coached in the AAC.

### HOME, SWEET HOME

■ To say that the Bulls have defended their home court over the last five seasons is an understatement ... Currently, USF boasts a dominating 79-16 record at the Yuengling Center since the 2014-15 season ... The Green and Gold has dropped just one game in two of the five seasons, with those coming during the 2017-18 (13-1) and 2015-16 (15-1) seasons ... The Bulls were 14-2 on their home floor in 2019-20.

### Seasons with four or fewer home losses since the beginning of the 2014-15 season

2019-20	14-2
2017-18	13-1
2016-17	10-4
2015-16	15-1
2014-15	13-3

■ USF has proven to be one of the elite teams in the American Athletic Conference, and to do that you need to win games at home ... The Bulls are 38-13 in AAC games at home, and were 29-5 prior to the 2018-19 season.

■ Games at the Yuengling Center are no vacation for nonconference foes when they come to Tampa ... Over the last six seasons, the Bulls have posted a 39-3 record in nonconference games at home ... USF has won 24-of-25 nonconference games, and 36 of its last 38, with the only losses coming to Louisville during the 2016-17 season and Baylor this season.

■ During the last six years, the likes of Oklahoma, LSU, Louisville, Penn State, Oklahoma State, St. John's, Texas, Baylor and Mississippi State have visited USF for nonconference matchups.

### MORE WITH LESS

■ Although it wasn't as bad as the 2018-19 campaign when USF lost three potential all-conference players to season-ending injuries, but for the second straight year - during the 2019-20 campaign - the Bulls were hit with

the injury bug in a big way ... USF had seven players, to end the season, who missed a total of 73 games, and the Bulls were still within reach of winning 20 games for the ninth time during Jose Fernandez's head coaching tenure, and were poised for another trip to the postseason ... Of the seven players, two - Mihaela Lazic and Maria Alvarez - were lost for the season.


■ During the 2018-19 campaign, a total of six players missed a combined 86 games due to injury.

### Games missed during 2019-20 due to injury

PG	Mihaela Lazic (back - season ending)	31
G	Maria Alvarez (knee - season ending)	17
G	Sydni Harvey (knee)	10
W	Kristyna Brabencova (ankle, illness)	7
PG	Elisa Pinzan (ankle)	5
F	Bethy Mununga (hamstring)	3

**Note** - Elena Tsineke was ruled ineligible by the NCAA for the first five games of 2019-20 and did not play ... She is not included in this figure.

## NCAA SELECTS TAMPA BAY TO HOST FOUR SIGNATURE D-I EVENTS; WOMEN'S FINAL FOUR MAKES FOURTH STOP IN TAMPA



■ On Wednesday, Oct. 14, 2020, the National Collegiate Athletic Association (NCAA) announced that Tampa Bay has been selected as the host site of four major NCAA Championships, which includes the 2023 Division I Men's Frozen Four, 2023 Division I Women's Volleyball Championship, 2025 NCAA Division I Women's Final Four and 2026 NCAA Division I Men's Basketball First and Second Rounds.

In 2023, Tampa Bay will have the unique opportunity to host the Men's Frozen Four and Women's Volleyball Championship in the same calendar year, both at Amalie Arena. This marks Tampa Bay's third time hosting the Men's Frozen Four (2012, 2016) and second time hosting the Women's Volleyball Championship (2009).

In 2025, Tampa Bay will welcome the Women's Final Four back for a record fourth time. Tampa Bay has welcomed more fans in Women's Final Four history than any other city, with a combined 123,039 fans attending in 2008, 2015 and 2019. In 2019, sellout crowds in Amalie Arena totaled 40,189 fans as the Baylor Lady Bears claimed the national championship.

- ✓ 2023 NCAA Division I Men's Frozen Four (University of Wisconsin)
- ✓ 2023 NCAA Division I Women's Volleyball Championship (USF)
- ✓ 2025 NCAA Division I Women's Final Four (USF)
- ✓ 2026 NCAA Division I Men's Basketball First and Second Rounds (USF)



GAMEDAY. EVERY DAY.



## USF TABBED FIRST IN PRESEASON AAC POLL

■ USF has been picked to finish atop the American Athletic Conference this season in the league's preseason coaches poll ... It marks the first time in program history that the Bulls have been selected first in a preseason conference poll.

■ USF earned the top spot with 98 total points and eight of the 11 first-place votes ... UCF (79) was picked to finish second and Tulane (78) third, while Cincinnati (73) and Temple (57) round out the top five teams in the preseason poll ... Wichita State (54), Houston (49) and Memphis (40) were slotted sixth through eighth, respectively, with East Carolina (36), SMU (31) and Tulsa (10) rounding out the bottom three teams ... UCF (1) and Cincinnati (2) were the only two other schools to earn first place votes.

■ During the first seven years of The American, the Bulls were picked second five times (2014-15, 2015-16, 2017-18, 2018-19, 2019-20), behind previous AAC member, UConn, which was selected first all seven seasons ... USF finished third in 2013-14 and 2016-17.

## TSINEKE, PINZAN EARN ALL-AAC HONORS

■ In addition to the Bulls being picked first in The American preseason poll, sophomore guard Elena Tsineke and junior guard Elisa Pinzan were recognized by the league's coaches, being named to the AAC Preseason All-Conference Second Team ... Both players were also honored at the conclusion of the 2019-20 campaign.

■ Tsineke, the team's top returning scorer from a year ago, averaged 12.4 points per game in 2019-20 and 12.6 points per outing in AAC games, en route to being named The American Freshman of the Year, Third Team All-Conference and to the AAC All-Freshmen Team.

■ Tsineke shot 37.3 percent (115-307) from the field and hit 44 of her 138 shots from behind the three-point arc (31.9 percent), while also leading The American in free-throw shooting percentage, hitting 88.2 percent (60-for-68) from the charity stripe ... She tallied double figures in 18 games on the year in 27 games played, and poured in 20-or-more points four times during her rookie campaign, including a career-high 25 points in a dominating 99-51 win over Temple.

■ Pinzan established herself as one of the top point guards in The American during the 2019-20 campaign, while joining Tsineke as an All-Conference Third Team selection at the end of the year ... She averaged 9.0 points per game, 4.5 assists per outing, and 2.9 rebounds per contest, in 27 games, including 24 starts ... Despite missing five games during the season due to an ankle injury, Pinzan was the conference leader in assists per game, and was fourth in total assists (121) ... In addition, she scored in double figures in 10 games on the year and handed out five-or-more assists 14 times.

## MUNUNGA NAMED TO KATRINA MCCLAIN PRE-SEASON WATCH LIST

■ Bethy Mununga is one of 20 players to be named to the Katrina McClain Watch List as the top power forward in America, as given by the Naismith Memorial Basketball Hall of Fame and the Women's Basketball Coaches Association ... Mununga is the lone representative of the American Athletic Conference.

■ Mununga proved to be one of the top post players in The American, during her first season with the Bulls, after transferring from Northeastern Oklahoma A&M ... She was third on the team in scoring, averaging 9.2 points per game, and tops in rebounding, grabbing 10.1 boards per contest ... Mununga's rebounds per game average was second in The American, along with her total rebounds (292), in addition to being ranked 32nd and 36th in the nation, respectively ... She averaged 3.8 offensive rebounds per game, good enough for second in The American and 26th in the nation.

## LACING 'EM UP AGAINST THE BEST

■ The landscape of Division I basketball scheduling was drastically changed due to the COVID-19 pandemic, however, one thing that remains a constant is the fact that the Bulls will still challenge themselves during the nonconference portion of their schedule, despite only four nonconference games ... Highlighting the Bulls' out-of-conference slate - both at home nonetheless - will be Baylor (Dec. 1) and Mississippi State (Dec. 8), with the Bulldogs as part of the AAC/SEC Challenge.

■ The Bulls will also face in-state foes Jacksonville (Nov. 28) and Stetson (Dec. 13).

■ USF was scheduled to take part in the inaugural Battle 4 Atlantis, at the Atlantis Resort in Paradise Islands, Bahamas, against a field that also included; Central Michigan, Marquette, Minnesota, Oklahoma, Oregon, South Carolina, and Syracuse. The Bulls, however, pulled out of the event due to concerns related to COVID-19.

## PRIMED FOR THE POSTSEASON

■ USF has made 15 postseason tournament appearances and had six NCAA Tournament berths in head coach Jose Fernandez's 20 seasons ... The all-time winningest coach in program history, Fernandez has guided USF to nine 20-win seasons, two WNIT Final Four appearances, the 2009 WNIT championship and won more than 370 games.

■ Boasting a 19-13 record through the end of the American Athletic Conference Tournament last season, the Bulls were poised to make their 16th postseason appearance before the NCAA shut the season down due to the COVID-19 pandemic.

## NEW KIDS ON THE BLOCK

■ The Bulls welcome four players to this year's 2020-21 roster, including a Division I transfer (Tereza Vitulova) and three freshmen (Jade Blagrove, Sara Guerreiro, and Angelee Rodriguez).

■ Vitulova (Domašo, Czech Republic) comes to USF after two very successful seasons at the University of Wyoming, where she was named All-Mountain West Conference following her sophomore year ... During the 2019-20 season, she played in and started all 29 games during the season for the Cowgirls, averaging 25.1 minutes per game, and averaged a team-high 14.2 points and 5.6 rebounds per game to go along with 0.5 assists per outing ... She shot a Mountain West-best 54.8 percent (176-for-321) from the field while shooting 44.2 percent (19-for-43) from three and 85.1 percent (40-for-47) from the free throw line ... Vitulova reached double-figure scoring 22 times, at least 20 points six times and at least 30 points once ... She scored a career-high 30 points against San Diego State (Jan. 22, 2020).

■ Guerreiro (Seixal, Portugal) played for Quinta Dos Lombos in Lisbon, Portugal, the same team as current Bull Beatriz Jordao ... She brings extensive high-level international experience ... Averaged 5.9 points and 3.0 rebounds per game while shooting 52.7 percent from the field and 83.3 percent from the free-throw line for Quinta Dos Lombos ... On the international stage during the summer of 2019, Guerreiro split time with Portugal's U20 national team, averaging 8.0 points, 1.7 rebounds and 1.5 assists per outing ... Logged 9.0 points and 4.1 rebounds per outing with the U18 national team.

■ Blagrove (Barendrecht, Netherlands) averaged 17.6 points and 10.0 rebounds per game before the season was shut down in March due to the COVID-19 pandemic ... She was voted the Most Valuable Player in the 2019 European Girls Basketball League (EGBL) Tournament held in Minsk, Belarus ... During the 2018-19 season, Blagrove helped Orange Lions Academy to the U20 EGBL Cup, and also spent time with the Netherlands U14, U16 and U18 national teams. ... Ranked 26th in the world, the Netherlands finished sixth in the 2018 U18 European Championships in Oberwart, Austria.

■ After being named to the South Florida Sun Sentinel Preseason Next Five prior to her senior campaign, Rodriguez (Las Piedras, Puerto Rico) averaged 8.8 points, 9.5 rebounds and 1.5 blocked shots per game as a senior at St. Thomas Aquinas (STA) High School in Ft. Lauderdale ... As a senior, she helped the Raiders to a 20-8 record - and a No. 12 ranking among all FHSAA 6A schools - while helping to guide STA to the regional semifinals before losing to eventual 6A state champion Blanche Ely.



WHERE USF RANKS AS A TEAM IN THE NCAA (THROUGH DECEMBER 31)

NCAA STATISTICS

South Fla. - 2020-21 Women's Basketball Ranking Summary thru games 01/04/2021

Statistic	National		Conference		Value	National Leader	Value	Conference Leader
Assist Turnover Ratio (335 ranked)	21		1		1.30	Colorado St.	1.73	South Fla.
Assists (335 ranked)	44		1		134	Baylor	226	South Fla.
Assists Per Game (335 ranked)	44		1		16.8	Baylor	25.1	South Fla.
Blocked Shots (334 ranked)	60		2		34	Georgia Oklahoma St.	66	Cincinnati
Blocked Shots Per Game (334 ranked)	76		3		4.2	Morehead St.	8.7	Cincinnati
Defensive Rebounds per Game (30 ranked)						Hawaii	36.0	
Fewest Fouls (335 ranked)	195		7		136	Boston U.	9	Tulsa
Fewest Turnovers (335 ranked)	122		3		103	Alabama St.	12	Tulsa
Field-Goal Percentage (335 ranked)	224		8		38.3	Michigan	53.9	Cincinnati
Field-Goal Percentage Defense (335 ranked)	19		1		33.1	Bucknell	27.5	South Fla.
Free Throw Attempts (335 ranked)	28		1		184	Arkansas	315	South Fla.
Free Throws Made (335 ranked)	39		1		126	Arkansas	223	South Fla.
Free-Throw Percentage (335 ranked)	181		2		68.5	Holy Cross	100.0	Memphis
Offensive Rebounds per Game (25 ranked)	10		1		17.5	Alabama St.	26.0	South Fla.
Personal Fouls Per Game (335 ranked)	126		4		17.0	Boston U.	9.0	Tulane
Rebound Margin (335 ranked)	23		1		11.4	Hawaii	25.0	South Fla.
Rebounds (335 ranked)	21		1		383	Baylor	477	South Fla.
Rebounds Per Game (335 ranked)	14		1		47.88	Alabama St. Baylor	53.00	South Fla.
Scoring Defense (335 ranked)	16		2		53.9	Bucknell	44.0	UCF
Scoring Margin (335 ranked)	36		1		17.4	Baylor	39.4	South Fla.
Scoring Offense (335 ranked)	117		2		71.2	New Mexico	97.2	Tulane
Steals (334 ranked)	240		9		41	SFA	157	East Carolina
Steals Per Game (334 ranked)	311		11		5.1	Grand Canyon	15.6	East Carolina
Three Pt FG Defense (335 ranked)	2		1		19.4	Bucknell	12.5	South Fla.
Three-Point Field Goals Attempted (148 ranked)	38		1		202	FGCU	329	South Fla.
Three-Point Field Goals Made (335 ranked)	57		1		60	Arkansas	118	South Fla.
Three-Point Field Goals Per Game (335 ranked)	74		2		7.5	Central Mich.	11.6	Houston
Three-Point Field-Goal Percentage (335 ranked)	197		7		29.7	UC Davis	50.0	UCF
Turnover Margin (335 ranked)	132		6		1.38	Northwestern	14.67	East Carolina
Turnovers Forced (335 ranked)	271		10		14.25	Grand Canyon	27.22	Houston
Turnovers Per Game (335 ranked)	30		2		12.9	Colgate	7.5	Tulsa
Won-Lost Percentage (313 ranked)	28		1		87.5	17 teams tied	100.0	South Fla.



## WHERE USF RANKS INDIVIDUALLY IN THE NCAA (THROUGH DECEMBER 31)

Statistic	Player	National Rank	Conference Rank	Value	National Leader	Value	Conference Leader	Value
Assist Turnover Ratio (250 ranked)	Elisa Pinzan	2	1	5.44	Allie Best, Marist	12.33	Elisa Pinzan, South Fla.	5.44
Assists (136 ranked)	Elisa Pinzan	9	2	49	Mayra Calcedo, Little Rock	63	Aerial Wilson, Memphis	53
Assists Per Game (242 ranked)	Elisa Pinzan	12	2	6.1	Rachel Hakes, Fairfield	8.8	Aerial Wilson, Memphis	6.6
Blocked Shots (127 ranked)	Beatriz Jordao Shae Leverett	109 127	2 5	10 9	Natasha Mack, Oklahoma St.	33	Tiara Chambers, East Carolina	14
Blocked Shots Per Game (216 ranked)	Beatriz Jordao Shae Leverett	117 203	3 12	1.43 1.12	Sage Stobbart, UC Davis	5.00	Asonah Alexander, Temple	1.80
Defensive Rebounds per Game (28 ranked)	Bethy Mununga	11	1	8.2	Natalie Kucowski, Lafayette	14.0	Bethy Mununga, South Fla.	8.2
Double Doubles (40 ranked)	Bethy Mununga	17	1	4	Unique Thompson, Auburn	7	Dulcy Mendjiadeu Fankam, Memphis Bethy Mununga, South Fla.	4 4
Field Goal Attempts (147 ranked)					Kyla McMakin, Longwood	211	Taniyah Thompson, East Carolina	129
Field Goals Made (149 ranked)					Ashley Joens, Iowa St.	85	Ilmar'l Thomas, Cincinnati	73
Field-Goal Percentage (250 ranked)					Maren Durant, Boston U.	71.4	Ilmar'l Thomas, Cincinnati	61.3
Final Points (200 ranked)					Ashley Joens, Iowa St.	252	Ilmar'l Thomas, Cincinnati	193
Free Throw Attempts (149 ranked)	Sydni Harvey Bethy Mununga	104 104	6 6	38 38	Anastasia Hayes, Middle Tenn.	90	Ilmar'l Thomas, Cincinnati	55
Free Throws Made (135 ranked)	Sydni Harvey	103	4	28	Charli Collier, Texas	66	Ilmar'l Thomas, Cincinnati	46
Free-Throw Percentage (249 ranked)					16 players tied	100.0	Lashonda Monk, East Carolina	84.0
Minutes Played (150 ranked)	Elisa Pinzan	133	2	273:30	Kyla McMakin, Longwood	348:07	Aerial Wilson, Memphis	289:29
Minutes Played Per Game (150 ranked)					Ciaja Harbison, Saint Louis	40.35	Ilmar'l Thomas, Cincinnati	38.80
Offensive Rebounds per Game (26 ranked)	Shae Leverett	24	2	4.1	Unique Thompson, Auburn	6.4	Dulcy Mendjiadeu Fankam, Memphis	4.5
Points Per Game (250 ranked)					Anastasia Hayes, Middle Tenn.	28.6	Ilmar'l Thomas, Cincinnati	27.6
Rebounds (145 ranked)	Bethy Mununga	9	1	96	Esmery Martinez, West Virginia	123	Bethy Mununga, South Fla.	96
Rebounds Per Game (246 ranked)	Bethy Mununga	6	1	12.0	Natalie Kucowski, Lafayette	17.0	Bethy Mununga, South Fla.	12.0
Steals (128 ranked)					Chasity Patterson, Kentucky	44	Dominique Claytor, East Carolina	24
Steals Per Game (247 ranked)					Veronica Burton, Northwestern	4.67	Lashonda Monk, East Carolina	3.29
Three-Point Field Goals Attempted (139 ranked)	Sydni Harvey	114	2	46	Kyla McMakin, Longwood	90	Madison Griggs, Memphis	60
Three-Point Field Goals Made (128 ranked)					Aisha Sheppard, Virginia Tech	33	Madison Griggs, Memphis Britney Onyeje, Houston	17 17
Three-Point Field Goals Per Game (246 ranked)	Maria Alvarez	178	4	2.00	Mary Clougherty, Lehigh	4.50	Maya Mayberry, Tulsa	2.50
Three-Point Field-Goal Percentage (220 ranked)	Maria Alvarez	72	2	43.8	Kelly Petro, Holy Cross	100.0	Carla Bremaud, Wichita St.	45.5
Triple Doubles (1 ranked)					5 players tied	1		

## USF TV/RADIO PHOTO ROSTER

0



**Tereza  
VITULOVA**

C | 6-2 | Jr.  
Domašo, Czech Rep.


1



**Maria  
ALVAREZ**

G | 5-7 | So.  
Bal Harbour, Fla.

2



**Mihaela  
LAZIC**

PG | 5-6 | R-Fr.  
Slavonski Brod, Croatia

3



**Sydny  
HARVEY**

G | 5-10 | Jr.  
Nashville, Tenn.

4



**Elisa  
PINZAN**

PG | 5-8 | Jr.  
Murano, Italy

5



**Elena  
TSINEKE**

G | 5-8 | So.  
Thessaloniki, Greece

11



**Jade  
BLAGROVE**

F | 6-2 | Fr.  
Barendrecht, Neth.

12



**Cristina  
BERMEJO**

W | 6-1 | So.  
Sant Just Desvern, Spain

13



**Sara  
GUERREIRO**

G | 5-8 | Fr.  
Seixal, Portugal

20



**Bethy  
MUNUNGA**

F | 6-0 | Sr.  
Zellik, Belgium

21



**Shae  
LEVERETT**

C | 6-2 | Post Bacc.  
Rincon, Ga.

22



**Kristyna  
BRABENCOVA**

W | 6-0 | So.  
Brno, Czech Rep.


24



**Angelee  
RODRIGUEZ**

F/C | 6-2 | Fr.  
Oakland Park, Fla.

31



**Beatriz  
JORDAO**

C | 6-3 | Jr.  
Pombal, Portugal

34



**Silvia  
SERRAT**

F | 6-1 | R-Jr.  
Banyoles, Spain

## USF ALL-TIME IN OVERTIME

■ **Overtime Games: 27-13**  
 ■ **21-8 under Jose Fernandez**

Year	Opponent	W/L	Score
2/21/75	vs. Rollins	W	64-62 (OT)
2/18/78	at Florida State	L	76-84 (OT)
12/3/81	at Youngstown State	W	63-61 (OT)
12/17/83	Florida A&M	W	66-64 (OT)
1/22/84	Alabama State	W	102-96 (3OT)
2/15/84	Florida Southern	L	61-64 (OT)
1/30/93	Virginia Tech	L	83-85 (OT)
2/15/93	at Mercer	L	72-73 (OT)
1/8/94	Charlotte	W	77-69 (OT)
12/4/98	Chattanooga	W	77-76 (OT)
12/16/98	Minnesota	L	64-68 (OT)

12/18/00	Western Kentucky	L	81-84 (OT)
1/28/01	Memphis	L	71-81 (OT)
11/30/02	Bethune-Cookman	W	66-59 (OT)
2/2/04	#18 TCU	W	89-84 (2OT)
2/6/04	at Cincinnati	W	66-64 (OT)
12/1/04	at #8 Connecticut	L	65-75 (OT)
12/7/05	#11 DePaul	W	79-77 (OT)
1/28/06	at #21 Notre Dame	W	68-64 (OT)
12/29/06	at Saint Joseph's	W	80-76 (OT)
1/13/07	Notre Dame	W	87-78 (OT)
11/28/08	vs. Iowa	W	82-79 (OT)
3/8/08	vs Syracuse	W	68-67 (OT)
1/10/09	St. John's	W	81-71 (OT)
3/21/09	FGCU	W	88-81 (OT)
11/13/09	Florida A&M	L	73-68 (OT)

11/28/09	Loyola Marymount	W	77-71 (OT)
12/18/10	UNLV	W	59-54 (OT)
11/12/11	vs. Arkansas	L	65-61 (OT)
11/23/11	vs. Central Michigan	W	86-80 (OT)
1/17/12	DePaul	W	66-63 (OT)
2/27/12	Providence	W	64-56 (OT)
11/13/12	at Clemson	W	75-73 (OT)
1/8/13	Notre Dame	L	75-71 (OT)
3/25/13	vs. California	L	82-79 (OT)
12/21/14	at Penn State	W	90-87 (OT)
1/20/16	at Memphis	L	88-87 (OT)
12/20/17	vs Dayton	W	93-87 (OT)
2/18/18	at UCF	W	77-68 (OT)
12/5/20	#6 Mississippi St.	W	67-63 (OT)

## USF VS. RANKED OPPONENTS

■ **Overall vs. Ranked Opponents: 17-89**  
 ■ **15-89 under Jose Fernandez**

Date	Opponent	Rank	Score
1/31/94	Southern Miss	24	W, 80-74
2/23/97	Tulane	24	W, 80-71
12/28/02	Connecticut	2	L, 56-72
1/19/03	at DePaul	24	L, 57-63
1/4/04	at Georgia	12	L, 65-92
1/18/04	DePaul	17	L, 74-84
1/31/04	Houston	24	L, 57-62
2/2/04	TCU	18	W, 89-84 (2OT)
11/14/04	at Duke	6	L, 50-82
12/1/04	at Connecticut	8	L, 65-75 (OT)
1/30/05	at DePaul	17	L, 66-74
12/2/05	at North Carolina	7	L, 47-71
12/7/05	DePaul	11	W, 79-77 (OT)
12/10/05	Michigan State	13	L, 66-81
12/30/05	at LSU	3	L, 44-87
1/11/06	Rutgers	10	L, 65-66
1/24/06	at Connecticut	5	L, 47-77
1/28/06	at Notre Dame	21	W, 68-64 (OT)
2/5/06	at St. John's	25	L, 71-78
12/3/06	at Michigan State	20/18	L, 71-79
12/12/06	vs. Vanderbilt	12/12	L, 68-76
1/3/07	LSU	6/6	L, 48-60
1/16/07	Louisville	15/15	W, 74-58
1/20/07	at Pittsburgh	25/RV	L, 48-73
2/20/07	Connecticut	3/3	L, 67-81
2/24/07	at Marquette	19/19	L, 63-75
3/4/07	vs. Connecticut	3/3	L, 54-74
11/15/07	vs. Duke	10/9	L, 52-89
1/5/08	West Virginia	17/16	L, 73-79
1/30/08	at Connecticut	1/1	L, 48-71
2/5/08	DePaul	25/25	W, 78-73
2/16/08	Rutgers	5/4	L, 50-71
2/27/08	at Notre Dame	14/14	L, 49-92

Date	Opponent	Rank	Score
3/9/08	vs. West Virginia	14/18	L, 42-64
11/27/08	vs. California	3/4	L, 55-85
1/06/09	Connecticut	1/1	L, 37-83
1/14/09	Louisville	7/11	L, 60-76
2/17/09	Notre Dame	24/24	L, 79-86
3/08/09	vs. Connecticut	1/1	L, 42-79
1/4/10	at Connecticut	1/1	L, 42-84
1/9/10	Georgetown	RV/25	L, 52-66
1/12/10	at Notre Dame	3/3	L, 64-81
1/16/10	Syracuse	25/25	W, 73-64
2/20/10	West Virginia	9/8	L, 45-54
12/2/10	Connecticut	1/1	L, 54-80
1/11/11	at DePaul	14/21	L, 61-77
1/22/11	at West Virginia	9/9	L, 52-78
2/5/11	Notre Dame	8/8	L, 68-76
2/8/11	at Georgetown	16/16	L, 38-67
2/16/11	St. John's	RV/22	L, 60-80
2/28/11	Georgetown	17/19	W, 60-55
1/7/12	Georgetown	16/16	L, 56-66
1/17/12	DePaul	14/21	W, 66-63 (OT)
1/27/12	at Connecticut	1/1	L, 62-77
2/1/12	West Virginia	9/9	L, 52-55
2/8/12	at St. John's	RV/22	L, 57-67
2/25/12	at Notre Dame	8/8	L, 68-80
3/3/12	vs. DePaul	14/21	L, 62-76
12/16/12	Nebraska	24/24	L, 52-62
1/8/13	Notre Dame	8/8	L, 71-75 (OT)
1/30/13	Louisville	12/12	L, 75-78
2/20/13	at Louisville	11/12	W, 73-62
2/23/13	Syracuse	18/21	W, 68-66
3/2/13	Connecticut	1/1	L, 51-85
3/10/13	vs. Notre Dame	2/2	L, 66-75
3/25/13	vs. California	6/6	L, 78-82 (OT)
11/8/13	Maryland	6/8	L, 70-78
12/14/13	vs. Oklahoma State	14/18	L, 56-75
1/12/14	Louisville	5/5	L, 54-62

Date	Opponent	Rank	Score
1/26/14	at Connecticut	1/1	L, 53-81
2/2/14	at Louisville	5/5	L, 59-79
2/16/14	Connecticut	1/1	L, 38-63
3/9/14	vs. Louisville	3/4	L, 56-60
11/19/14	at Maryland	8/9	L, 67-85
11/29/14	vs. Kentucky	9/10	L, 57-61
1/18/15	at Connecticut	2/2	L, 50-92
3/2/15	Connecticut	1/1	L, 65-88
3/9/15	vs. Connecticut	1/1	L, 70-84
3/23/15	Louisville	8/8	L, 52-60
11/19/15	at Baylor	5/4	L, 63-65
12/30/15	vs. Mississippi State	8/8	L, 58-68
1/10/16	UConn	1/1	L, 59-75
2/15/16	at Louisville	11/12	L, 50-67
2/29/16	at UConn	1/1	L, 59-79
3/7/16	vs. UConn	1/1	L, 51-77
3/19/16	vs. Colorado State	22/22	W, 48-45
3/21/16	at UCLA	10/12	L, 67-72
1/10/17	at UConn	1/1	L, 37-102
1/22/17	Louisville	9/8	L, 52-66
2/19/17	Temple	RV/25	L, 71-77
2/27/17	UConn	1/1	L, 68-96
3/5/17	Temple	25/21	W, 63-58
3/6/17	UConn	1/1	L, 44-100
2/11/18	Ohio State	13/13	W, 84-65
1/13/19	at UConn	3/2	L, 46-63
3/4/19	vs. UConn	2/2	L, 47-57
3/10/19	vs. UConn	2/2	L, 45-81
11/8/19	Texas	15/15	W, 64-57
11/19/19	at Baylor	2/2	L, 46-58
12/19/19	vs. Mississippi State	15/15	L, 61-86
2/16/20	vs. UConn	5/6	L, 47-67
3/2/20	at UConn	5/4	L, 39-80
3/8/20	vs. UConn	5/4	L, 38-79
12/1/20	Baylor	4/4	L, 62-67
12/5	Mississippi State	6/7	W, 67-63



## USF CAREER HIGHS

**0 - TEREZA VITULOVA**

Points	<b>*SET WHILE AT WYOMING</b>
Rebounds	30 vs San Diego State (1/22/20)*
Field Goals Made	11 at Air Force (12/4/19)*
Field Goals Attempted	13 at San Diego State (1/8/20)*
Three-Point Field Goals Made	23 at San Diego State (1/8/20)*
Three-Point Field Goals Attempted	2, 3X, last at Boise State (2/5/20)*
Free Throws Made	4, 2X, last vs. San Diego State (1/22/20)*
Free Throws Attempted	7 vs. San Diego State (1/22/20)*
Assists	8 vs. San Diego State (1/22/20)*
Steals	2, 2X, vs Colorado (11/17/19)*
Blocks	2, 3X, at San Diego State (1/8/20)*
Minutes	2, 7X, vs Fresno State (2/27/20)*
	34, 2X, last at San Diego State (1/8/20)*

**1 - MARIA ALVAREZ**

Points	20 vs. VCU (11/15/19)
Rebounds	6, 2X, last at UNLV (12/21/19)
Field Goals Made	7 vs. VCU (11/15/19)
Field Goals Attempted	14 vs. Notre Dame (11/30/19)
Three-Point Field Goals Made	6 vs. Alabama State (12/6/19)
Three-Point Field Goals Attempted	13 vs. Notre Dame (11/30/19)
Free Throws Made	4, 2X, last vs. East Carolina (1/2/20)
Free Throws Attempted	4, 4X, last vs. East Carolina (1/2/20)
Assists	6, 2X, last vs. Mississippi State (12/21/19)
Steals	2, 4X, last vs. Brown (12/30/19)
Blocks	0
Minutes	37 vs. Idaho (12/15/19)

**2 - MIHAELA LAZIC**

Points	6 vs. Jacksonville (11/28/20)
Rebounds	3 vs. Stetson (12/13/20)
Field Goals Made	3 vs. Jacksonville (11/28/20)
Field Goals Attempted	6 vs. Jacksonville (11/28/20)
Three-Point Field Goals Made	0
Three-Point Field Goals Attempted	3 vs. Jacksonville (11/28/20)
Free Throws Made	0
Free Throws Attempted	0
Assists	5 vs. Jacksonville (11/28/20)
Steals	1 at Tulsa (12/30/20)
Blocks	0
Minutes	15 vs. Jacksonville (11/28/20)

**3 - SYDNI HARVEY**

Points	28, vs. Tulane (3/7/20)
Rebounds	7 vs. Memphis (1/23/19)
Field Goals Made	9 vs. Tulane (1/19/19)
Field Goals Attempted	18 at SMU (1/26/19)
Three-Point Field Goals Made	7 vs. Temple (2/9/20)
Three-Point Field Goals Attempted	11 at Cincinnati (12/22/20)
Free Throws Made	10 vs. Tulane (3/7/20)
Free Throws Attempted	12 vs. vs. Tulane (3/7/20)
Assists	6 vs. Vermont (12/17/18)
Steals	2, 13X, last at Cincinnati (12/22/20)
Blocks	1, 6X, last vs. Jacksonville (11/28/20)
Minutes	40 vs. Creighton (12/20/18)

**4 - ELISA PINZAN**

Points	23, 2X, last vs. UCF (1/19/20)
Rebounds	11 vs. Mississippi State (12/5/20)
Field Goals Made	8 vs. UCF (1/19/20)
Field Goals Attempted	20 vs. UConn (2/16/20)
Three-Point Field Goals Made	7 vs. UCF (1/19/20)
Three-Point Field Goals Attempted	12 vs. UCF (1/19/20)
Free Throws Made	8 vs. Houston (3/9/19)
Free Throws Attempted	9 at Memphis (12/16/20)
Assists	11 at Cincinnati (12/22/20)
Steals	5, 2X, last at Wichita State (1/22/20)
Blocks	1, 2X, last at Cincinnati (2/2/20)
Minutes	41 vs. Mississippi State (12/5/20)

**5 - ELENA TSINEKE**

Points	25 vs. Temple (2/9/20)
Rebounds	6 vs. Baylor (12/1/20)
Field Goals Made	9 vs. Houston (1/29/20)
Field Goals Attempted	19 vs. Houston (1/29/20)
Three-Point Field Goals Made	4, 3X, last vs. Stetson (12/13/20)
Three-Point Field Goals Attempted	12 vs. Notre Dame (11/30/19)
Free Throws Made	7 vs. Florida Gulf Coast (11/29/19)
Free Throws Attempted	8 vs. Florida Gulf Coast (11/29/19)
Assists	7 vs. Jacksonville (11/28/20)
Steals	4 vs. Tulane (1/25/20)
Blocks	2 vs. Stetson (12/13/20)
Minutes	38 vs. Tulane (3/7/20)

**11 - JADE BLAGROVE**

Points	5 vs. Stetson (12/13/20)
Rebounds	2 vs. Stetson (12/13/20)
Field Goals Made	1 vs. Stetson (12/13/20)
Field Goals Attempted	1 vs. Stetson (12/13/20)
Three-Point Field Goals Made	0
Three-Point Field Goals Attempted	0
Free Throws Made	3 vs. Stetson (12/13/20)
Free Throws Attempted	4 vs. Stetson (12/13/20)
Assists	0
Steals	1 vs. Jacksonville (11/28/20)
Blocks	0
Minutes	3 vs. Stetson (12/13/20)

**12 - CRISTINA BERMEJO**

Points	10, 2X, last vs. Stetson (12/13/20)
Rebounds	5, 4X, last at Tulsa (12/30/20)
Field Goals Made	4, 2X, last vs. SMU (2/29/20)
Field Goals Attempted	9 vs. Idaho (12/15/19)
Three-Point Field Goals Made	2 vs. Idaho (12/15/19)
Three-Point Field Goals Attempted	5 vs. Idaho (12/15/19)
Free Throws Made	4 vs. Stetson (12/13/20)
Free Throws Attempted	4 vs. Stetson (12/13/20)
Assists	5 at Memphis (2/22/20)
Steals	2, 3X, last at Memphis (2/22/20)
Blocks	2, 3X, last at Tulsa (12/30/20)
Minutes	24 at Memphis (2/22/20)

## USF CAREER HIGHS

## 13 - SARAH GUERREIRO

Points	6 vs. Jacksonville (11/28/20)
Rebounds	3 vs. Jacksonville (11/28/20)
Field Goals Made	3 vs. Jacksonville (11/28/20)
Field Goals Attempted	6 vs. Stetson (12/13/20)
Three-Point Field Goals Made	0
Three-Point Field Goals Attempted	3 vs. Stetson (12/13/20)
Free Throws Made	4 vs. Stetson (12/13/20)
Free Throws Attempted	4 vs. Stetson (12/13/20)
Assists	1 vs. Jacksonville (11/28/20)
Steals	0
Blocks	0
Minutes	12 vs. Jacksonville (11/28/20)

## 20 - BETHY MUNUNGA

Points	23 vs. East Carolina (1/2/20)
Rebounds	21 vs. East Carolina (1/2/20)
Field Goals Made	7, 2X, last vs. East Carolina (1/2/20)
Field Goals Attempted	14 vs. Brown (12/30/19)
Three-Point Field Goals Made	3 vs. Baylor (12/1/20)
Three-Point Field Goals Attempted	3 vs. Baylor (12/1/20)
Free Throws Made	9 vs. East Carolina (1/2/20)
Free Throws Attempted	12 vs. East Carolina (1/2/20)
Assists	4, 2X, last vs. Stetson (12/13/20)
Steals	4 at Memphis (2/22/20)
Blocks	4 at Wichita State (1/22/20)
Minutes	39 at Baylor (11/19/19)

## 21 - SHAE LEVERETT

Points	20 vs. Wichita State (2/23/19)
Rebounds	18 vs. Wichita State (2/23/19)
Field Goals Made	6, 3X, last vs. James Madison (2/23/19)
Field Goals Attempted	10 vs. Wichita State (2/23/19)
Three-Point Field Goals Made	0
Three-Point Field Goals Attempted	1 at Houston (2/27/19)
Free Throws Made	10 vs. Wichita State (2/23/19)
Free Throws Attempted	12 at SMU (1/26/19)
Assists	3 at ECU (2/20/19)
Steals	3 vs. UConn (3/4/19)
Blocks	7 vs. Memphis (1/23/19)
Minutes	40, 2X, last at SMU (1/26/19)

## 22 - KRISTYNA BRABENCOVA

Points	18 vs. Jacksonville (11/28/20)
Rebounds	11 vs. Idaho (12/15/19)
Field Goals Made	7, 2X, last vs. Jacksonville (11/28/20)
Field Goals Attempted	16, 3X, last vs. Jacksonville (11/28/20)
Three-Point Field Goals Made	4, 2X, last vs. Jacksonville (11/28/20)
Three-Point Field Goals Attempted	9 vs. Alabama State (12/6/19)
Free Throws Made	5 vs. Howard (11/12/19)
Free Throws Attempted	6 vs. Howard (11/12/19)
Assists	7 vs. Cincinnati (1/5/20)
Steals	3, 2X, last at Tulsa (1/12/19)
Blocks	3, 2X, last vs. Brown (12/30/19)
Minutes	37, 2X, last vs. UCF (1/19/20)

## 24 - ANGELEE RODRIGUEZ

Points	2 vs. Stetson (12/13/20)
Rebounds	2 vs. Stetson (12/13/20)
Field Goals Made	1 vs. Stetson (12/13/20)
Field Goals Attempted	4 vs. Stetson (12/13/20)
Three-Point Field Goals Made	0
Three-Point Field Goals Attempted	0
Free Throws Made	0
Free Throws Attempted	0
Assists	0
Steals	0
Blocks	0
Minutes	5 vs. Stetson (12/13/20)

## 31 - BEATRIZ JORDAO

Points	18 vs. North Carolina (11/23/18)
Rebounds	14 vs. Jacksonville (11/28/20)
Field Goals Made	8, 3X, last vs. New Hampshire (11/30/18)
Field Goals Attempted	11 vs. New Hampshire (11/30/18)
Three-Point Field Goals Made	0
Three-Point Field Goals Attempted	0
Free Throws Made	4 vs. Kentucky (11/22/18)
Free Throws Attempted	8 vs. Kentucky (11/22/18)
Assists	3 vs. Stetson (12/13/20)
Steals	2 vs. Stetson (12/13/20)
Blocks	4, 4X, last vs. Jacksonville (11/28/20)
Minutes	29 vs. North Carolina (11/23/18)

## 34 - SILVIA SERRAT

Points	0
Rebounds	0
Field Goals Made	0
Field Goals Attempted	0
Three-Point Field Goals Made	0
Three-Point Field Goals Attempted	0
Free Throws Made	0
Free Throws Attempted	0
Assists	0
Steals	0
Blocks	0
Minutes	0



DEC. 16, 2020 | AT MEMPHIS | MEMPHIS, TENN.



Official Basketball Box Score - Final  
South Fla. at Memphis  
12/16/20 Elin Rene Pedros, Memphis  
2020-21 Women's Basketball

Game Time: 2:00 PM  
Game Duration: 2:52  
Attendance: 111

Officials: Bryan Burnett, Ed Sidasky, Natasha Camy

South Fla. - 65

Record: 4-1 (1-0)

NO. Name													
Min	FG	3P	FT	Rebounds	Fouls	TP	AS	TO	ST	Blocks	+/-		
	M	M	M	OR DR TOT	PF FD					BS BA			
20	Bethy Mununga	F 31:14	1-5	0-0	0-2	7 3 10	3 3 2	1	3	2	0	6	
21	Shae Leverett	F 24:44	3-7	0-0	1-2	5 1 6	3 4 7	0	1	0	4	5	
3	Sydny Harvey	G 32:07	3-11	1-5	5-6	1 3 4	1 7 12	3	1	2	0	8	
4	Elissa Pinzan	G 40:00	5-12	2-7	7-9	0 2 2	2 5 19	3	2	1	0	7	
5	Elena Tsineke	G 20:30	5-15	1-7	3-3	0 1 1	0 2 14	2	0	0	0	12	
12	Cristina Bermejo	05:13	0-0	0-0	0-0	0 2 2	0 0 0	0	0	0	0	2	
1	Maria Alvarez	10:34	0-2	0-1	1-4	1 0 1	2 2 1	0	0	0	0	-9	
22	Kristyna Brabencova	14:28	0-4	0-2	0-0	0 0 0	0 1 0	0	0	0	1	0	-1
31	Beatriz Jordao	20:04	5-8	0-0	0-0	2 4 6	4 0 10	1	0	0	2	0	5
2	Mihaela Lazic	01:06	0-0	0-0	0-0	0 0 0	0 0 0	0	0	0	0	0	0
Team						2 3 5		0	0				
Totals				22:64	4-22	17-26	18 19 37	15 24	65	10	7	6 3 7	7

Technical Fouls:NONE

Shooting By Period	1st FG%	2nd FG%	3rd FG%	4th FG%	GM FG%
1st FG%	6-16 37.5%				
3PT%	1-7 14.3%				
FT%	3-6 50%				
2nd FG%	6-16 37.5%				
3PT%	2-4 50.0%				
FT%	1-1 100%				
3rd FG%	8-21 38.1%				
3PT%	1-7 14.3%				
FT%	2-4 50%				
4th FG%	2-11 18.2%				
3PT%	0-4 0.0%				
FT%	11-15 73.3%				
GM FG%	22-64 34.4%				
3PT%	4-22 18.2%				
FT%	17-26 65.4%				

Dead Ball Rebounds: 6, 2

Memphis - 58

Record: 2-3 (0-1)

NO. Name		Min	FG	3P	FT	Rebounds	Fouls	TP	AS	TO	ST	Blocks	+/-
			M-A	M-A	M-A	OR DR TOT	PF FD					BS BA	
32	Dulcy Mendjadedou Fankam	27:41	8-15	0-0	4-6	7 7 14	5 4 20	1	5	1	0	4	-4
33	Alana Davis	F 26:02	7-10	0-0	0-1	2 0 2	3 4 14	0	3	0	0	0	-13
2	Madison Griggs	G 29:20	2-8	1-5	0-0	0 4 4	5 0 5	1	2	1	0	0	4
3	Jatyja Jones	G 34:26	0-6	0-1	2-2	0 4 4	3 2 2	0	1	0	1	0	-16
5	Aerial Wilson	G 40:00	1-7	0-2	2-2	1 1 2	3 3 4	7	1	0	0	1	-7
53	Lanetta Williams	G 22:13	2-7	0-0	0-0	3 6 9	1 0 4	0	0	0	0	1	-3
15	Coriah Beck	G 16:14	2-4	1-1	4-4	0 1 1	4 2 9	0	2	0	1	1	-2
22	Callie Wright	G 04:04	0-0	0-0	0-0	0 2 2	0 0 0	0	0	0	0	0	6
Team						2 2 4		0	1				
Totals			22:57	2-9	12-15	15 27 42	24 15 58	9	15	2	3	6	-7

Technical Fouls:NONE

Shooting By Period	1st FG%	2nd FG%	3rd FG%	4th FG%	GM FG%
1st FG%	5-11 45.5%				
3PT%	0-1 0.0%				
FT%	10-10 100%				
2nd FG%	3-15 20.0%				
3PT%	0-3 0.0%				
FT%	0-0 0%				
3rd FG%	9-18 50.0%				
3PT%	2-4 50.0%				
FT%	1-3 33.3%				
4th FG%	5-13 38.5%				
3PT%	0-1 0.0%				
FT%	1-2 50%				
GM FG%	22-57 38.6%				
3PT%	2-9 22.2%				
FT%	12-15 80.0%				

Dead Ball Rebounds: 2, 0

	USF	MEM
Biggest lead	13 (3 <sup>rd</sup> 8:08)	7 (1 <sup>st</sup> 1:16)
Best Scoring Run	13 (3 <sup>rd</sup> 8:08)	6 (1 <sup>st</sup> 1:16)
Lead Changes	7	
Times Tied	3	
Time with Lead	28:21	09:52

Points from	USF	MEM
Turnovers	8	5
Paint	26	32
Second Chance	10	13
Fast Breaks	13	4
Bench	11	13

Period by Period Scoring	1st	2nd	3rd	4th	TOT
USF	16	15	19	15	65
MEM	20	6	21	11	58

DEC. 22, 2020 | AT CINCINNATI | TAMPA, FLA.



Official Basketball Box Score - Final  
South Fla. at Cincinnati  
12/22/20 Fifth Third Arena, Cincinnati, Ohio  
2020-21 Women's Basketball

Game Time: 2:00 PM  
Game Duration: 1:58  
Attendance: 300

Officials: Denise Brooks, Sall Esho, Chris Sauteda

South Fla. - 73

Record: 5-1

NO. Name		Min	FG	3P	FT	Rebounds			Fouls	TP	AS	TO	ST	Blocks	BS	+/-	
			M-A	M-A	M-A	OR	DR	TOT	PF	FD							
20	Bethy Mununga	34:15	3-5	0-0	7-10	2	12	14	4	7	13	2	4	0	2	1	6
21	Shae Leverett	22:39	1-2	0-0	2-4	3	3	6	5	2	4	0	1	0	1	0	13
3	Sydney Harvey	27:10	7-15	5-11	2-2	2	0	2	0	6	21	1	2	2	0	2	9
4	Elissa Pinzan	36:50	2-7	0-3	0-5	0	3	3	1	5	4	11	1	2	0	0	13
5	Elena Tsineke	14:37	3-5	0-0	1-2	0	0	0	2	1	7	0	1	0	0	1	-7
31	Beatriz Jordao	13:29	1-1	0-0	0-0	0	2	2	0	0	2	1	1	0	1	0	4
1	Maria Alvarez	17:46	2-4	2-4	2-2	0	3	3	2	8	0	3	0	0	0	0	7
12	Cristina Bermejo	04:32	0-0	0-0	0-0	1	0	1	2	0	0	1	0	0	0	0	-4
0	Tereza Vitulova	08:03	1-2	0-1	2-2	0	1	1	0	1	4	0	0	0	0	0	2
22	Kristyna Brabencova	17:46	3-8	1-2	3-4	3	3	6	1	2	10	0	1	0	0	0	10
2	Mihaela Lazic	00:53	0-0	0-0	0-0	0	0	0	0	0	0	0	1	0	0	0	-1
Team						2	0	2			0		1				
Totals		23:49	8-21	19-31	13 27 40	16	26	73	16	73	16	16	4	4	4	4	12

Technical Fouls:NONE

Shooting By Period	1st FG%	2nd FG%	3rd FG%	4th FG%	GM FG%
1st FG%	9-15 60.0%				
3PT%	3-6 50.0%				
FT%	5-7 71.4%				
2nd FG%	3-11 27.3%				
3PT%	1-4 25.0%				
FT%	0-4 0%				
3rd FG%	4-11 36.4%				
3PT%	2-5 40.0%				
FT%	7-12 58.3%				
4th FG%	7-12 58.3%				
3PT%	2-6 33.3%				
FT%	7-8 87.5%				
GM FG%	23-49 46.9%				
3PT%	8-21 38.1%				
FT%	19-31 61.3%				

Dead Ball Rebounds: 8, 0

Cincinnati - 61

Record: 1-5

NO. Name	Min	FG M-A	3P M-A	FT M-A	Rebounds OR DR TOT	Fouls PF FD	TP	AS	TO	ST	Blocks BS BA	+/-
15 Arame Niang	F 28:38	6-7	0-0	0-0	1 2 3	5 1 12	0	4	1	1	0 2	
23 Ilmarl Thomas	F 40:00	13-20	0-2	6-10	0 6 6	2 8 32	5	0	4	1	1	-12
2 Destiny Haymer	G 22:17	2-4	0-0	0-0	0 2 2	5 0 4	4	4	2	0	0	-2
20 Jillian Hayes	G 36:41	0-8	0-2	4-8	2 4 6	4 5 4	4	1	1	0	2 2	-6
21 Milan Schimmel	G 35:55	2-5	1-1	0-0	2 2 4	3 0 5	0	3	1	0	0	-1
50 Nesma Khalifa	07:53	0-1	0-1	0-0	0 0 0	2 0 0	0	0	1	0	0	-15
1 Caitlyn Wilson	02:56	0-2	0-2	0-0	0 0 0	1 0 0	0	0	0	0	0	-9
10 Jadyan Scott	11:20	1-3	0-0	0-0	1 0 1	1 1 2	0	1	2	0	0	-5
33 Sofia Grizali	09:49	0-3	0-1	2-2	1 0 1	2 1 2	0	0	0	0	0	-6
3 Jada Scott	04:31	0-0	0-0	0-0	0 0 0	1 0 0	0	1	0	0	0	-6
Team					0 0 0		0	1				
Totals		24-53	1-9	12-20	7 16 23	26 16	61	10	14	10	4 4	-12
Technical Fouls: NONE												

Technical Fouls:NONE

Shooting By Period	1st FG%	2nd FG%	3rd FG%	4th FG%	GM FG%
1st FG%	4-12 33.3%				
3PT%	0-2 0.0%				
FT%	5-9 55.6%				
2nd FG%	8-14 57.1%				
3PT%	0-2 0.0%				
FT%	0-0 0%				
3rd FG%	7-11 63.6%				
3PT%	1-1 100.0%				
FT%	4-8 50%				
4th FG%	5-16 31.3%				
3PT%	0-4 0.0%				
FT%	3-3 100%				
GM FG%	24-53 45.3%				
3PT%	1-9 11.1%				
FT%	12-20 60.0%				

Dead Ball Rebounds: 3, 1

	USF	CIN
Biggest lead	16 (1 <sup>st</sup> 0:53)	1 (3 <sup>rd</sup> 3:59)
Best Scoring Run	11 (1 <sup>st</sup> 0:53)	9 (2 <sup>nd</sup> 6:31)
Lead Changes	4	
Times Tied	4	
Time with Lead	36:22	00:40

Points from	USF	CIN
Turnovers	6	18
Paint	22	42
Second Chance	9	3
Fast Breaks	18	16
Bench	24	4

Period by Period Scoring	1st	2nd	3rd	4th	TOT
USF	26	7	17	23	73
CIN	13	16	19	13	61

DEC. 19, 2020 | HOUSTON | TAMPA, FLA. | POSTPONED



Official Basketball Box Score - Final  
USF at Tulsa  
12/30/20 Donald W Reynolds Center, Tulsa, Okla.  
2020-21 Women's Basketball

Game Time: 6:00 PM  
Game Duration: 2:00

Officials: Zac Brosi, Bruce Morris, Blanca Burns

USF - 63

Record: 6-1 (3-0)

NO.	Name	Min	FG					3P		FT		OR		Rebounds		Fouls		TP	AS	ST	Blocks		+/-	Shooting By Period			
			M	A	P	M	A	M	A	M	A	M	A	M	A	M	A				M	A		1st	FG	3P	FT
12	Cristina Bermejo	F 18:29	0-2	0-1	0-0	1	4	5	0	0	0	0	0	0	0	0	0	1	0	0	2	0	18	1st	FG	3P	FT
20	Bethy Mununga	F 18:21	5-7	0-1	1-3	0	7	7	2	2	11	0	1	0	1	0	1	0	1	0	1	0	17	3PT	2-5	40%	
31	Beatriz Jordao	C 12:31	3-6	0-0	0-0	0	6	6	0	0	6	0	1	0	1	0	1	1	8				2nd	FG	4-12	33%	
3	Sydney Harvey	G 19:11	3-7	1-3	3-4	2	0	2	2	3	10	1	2	0	0	0	0	17				3PT	1-2	50%			
4	Elisa Pinzan	G 29:54	5-9	3-5	0-0	0	2	2	0	1	13	4	0	2	0	1	14				1st	FG	2-4	50%			
21	Shae Leverett	24:13	1-2	0-0	0-4	5	3	8	2	2	2	0	0	0	0	0	15				3PT	5-7	47.1%				
0	Tereza Vitulova	10:55	1-5	0-2	0-0	0	3	3	0	2	2	0	0	0	0	0	5				3PT	2-3	38%				
1	Maria Alvarez	20:39	1-5	1-4	1-2	0	4	4	1	3	4	3	1	1	0	0	19				3PT	1-3	33%				
22	Kristyna Brabencova	19:18	2-9	0-2	1-1	1	4	5	1	1	5	0	1	0	1	0	11				4th	FG	6-12	50%			
5	Elena Tsineke	18:12	2-7	2-4	4-4	1	2	3	5	3	10	0	2	0	0	0	9				3PT	3-6	50%				
2	Mihaela Lazic	08:17	0-1	0-0	0-0	0	1	1	1	0	0	0	3	2	1	0	0	7				FT	5-6	83.3%			
Team						1	4	5			0	0										GM FG	23-60	38.3%			
Totals			23-60	7-22	10-18	11	40	51	17	15	63	12	11	4	5	2	28				3PT	7-22	31.8%				



JAN 2, 2021 | EAST CAROLINA | TAMPA, FLA.



Official Basketball Box Score - Final  
East Carolina at South Fla.  
01/02/21 Yuengling Center, Tampa  
2020-21 Women's Basketball

Game Time: 4:00 PM  
Game Duration: 2:04

Officials: Bruce Morris, John Capolino, Alexis Perez

East Carolina - 58

Record: 5-4 (3-1)

NO.	Name	Min	FG	3P	FT	Rebounds	Fouls	TP	AS	TO	ST	Blocks	+/-
			M-A	M-A	M-A	OR DR TOT	PF FD					BS BA	
14	Maddie Moore	F 18:31	3-6	1-1	2-4	1 3 4	4 3 9	0	1	0	0	0	-2
1	Taniyah Thompson	G 35:34	5-16	0-3	2-2	1 1 2	1 2 12	1	0	1	0	0	-13
2	Lashonda Monk	G 24:37	6-15	0-2	1-1	2 1 3	4 2 13	3	2	4	0	1	-4
20	Sierra DaCosta	G 36:26	4-14	1-4	4-6	1 2 3	3 4 13	5	1	1	0	1	-12
23	Dominique Clayton	G 27:12	0-2	0-0	2-2	2 2 4	4 2 2	1	2	0	0	0	-2
25	Ryann Evans	23:15	0-0	0-0	0-0	0 1 1	2 0 0	1	0	2	0	0	-15
4	Syria Johnson	12:59	2-4	1-1	0-1	1 3 4	1 2 5	0	2	0	0	1	-2
12	Morgan Moseley	02:43	0-0	0-0	0-0	0 0 0	0 1 0	0	0	0	0	0	-7
3	Xianna Josephs	08:19	1-2	0-0	0-0	0 1 1	2 0 2	0	0	0	0	0	0
24	Alexsia Rose	10:24	1-4	0-1	0-0	0 1 1	2 0 2	1	1	0	0	0	-8
Team						3 4 7	0	2					
Totals			22-63	3-12	11-16	11 19 30	23 16 58	12	11	8	0	3	-13

Technical Fouls: NONE

Shooting By Period		
1 <sup>st</sup> FG%	5-18	27.8%
3PT%	1-4	25.0%
FT%	2-2	100%
2 <sup>nd</sup> FG%	6-15	40.0%
3PT%	0-3	0.0%
FT%	3-5	60%
3 <sup>rd</sup> FG%	5-15	33.3%
3PT%	0-2	0.0%
FT%	3-3	100%
4 <sup>th</sup> FG%	6-15	40.0%
3PT%	2-3	66.7%
FT%	3-6	50%
GM FG%	22-63	34.9%
3PT%	3-12	25.0%
FT%	11-16	68.8%

Dead Ball Rebounds: 2, 0

South Fla. - 71

Record: 7-1 (4-0)

NO.	Name	Min	FG	3P	FT	Rebounds	Fouls	TP	AS	TO	ST	Blocks	+/-
			M-A	M-A	M-A	OR DR TOT	PF FD					BS BA	
20	Bethy Mununga	F 36:25	7-11	0-1	9-12	6 15 21	3 6 23	1	4	3	1	0	13
21	Shae Leverett	F 21:17	2-3	0-0	3-6	5 2 7	4 3 7	0	2	0	2	0	12
22	Kristyna Brabencova	F 22:35	1-6	1-3	0-0	0 3 3	2 1 3	3	2	1	0	0	2
3	Sydhil Harvey	G 22:00	1-5	1-4	8-10	1 1 2	0 7 11	1	1	1	0	0	11
4	Elsa Pinzan	G 39:11	1-3	0-1	0-0	0 1 1	0 1 0	2	8	1	1	0	15
1	Maria Alvarez	17:10	2-7	2-7	4-4	2 2 4	1 2 10	0	1	0	0	0	5
5	Elena Tsineke	18:15	2-8	1-5	2-2	0 0 0	2 2 7	1	2	0	0	0	8
31	Beatriz Jordao	14:34	3-4	0-0	2-2	0 3 3	1 2 8	1	0	0	0	0	7
12	Cristina Bermejo	04:08	0-1	0-1	0-0	0 2 2	2 0 0	0	0	0	0	0	0
0	Tereza Vitulova	03:36	0-0	0-0	0-0	0 0 0	0 0 0	0	0	0	0	0	-6
2	Mihaela Lazic	00:49	0-0	0-0	0-0	0 0 0	0 0 0	0	0	1	0	0	-2
Team						1 4 5	0	2					
Totals			19-48	5-22	28-36	15 33 48	16 23 71	15	16	5	3	0	13

Technical Fouls: NONE

Shooting By Period		
1 <sup>st</sup> FG%	4-10	40.0%
3PT%	1-6	16.7%
FT%	7-8	87.5%
2 <sup>nd</sup> FG%	4-13	30.8%
3PT%	1-6	16.7%
FT%	7-10	70%
3 <sup>rd</sup> FG%	4-10	40.0%
3PT%	1-4	25.0%
FT%	6-8	75%
4 <sup>th</sup> FG%	7-15	46.7%
3PT%	2-6	33.3%
FT%	8-10	80%
GM FG%	19-48	39.6%
3PT%	5-22	22.7%
FT%	28-36	77.8%

Dead Ball Rebounds: 3, 0

	ECU	USF
Biggest lead	3 (1 <sup>st</sup> 6:52)	15 (4 <sup>th</sup> 5:11)
Best Scoring Run	9 (3 <sup>rd</sup> 5:44)	9 (4 <sup>th</sup> 6:28)
Lead Changes	10	
Times Tied	5	
Time with Lead	06:03	31:32

Points from	ECU	USF
Turnovers	19	6
Paint	26	28
Second Chance	4	19
Fast Breaks	13	11
Bench	9	25

Period by Period Scoring				
	1st	2nd	3rd	4th TOT
ECU	13	15	13	17 58
USF	16	16	15	24 71

JAN. 13, 2021 | AT TULANE | NEW ORLEANS, LA.

JAN. 9, 2021 | VS. HOUSTON | TAMPA, FLA.



# 2020-21 South Fla. Women's Basketball Combined Team Statistics All games

Page 1/1  
as of Jan 03, 2021

## Game Records

Record	Overall	Home	Away	Neutral
ALL GAMES	7-1	4-1	3-0	0-0
CONFERENCE	4-0	1-0	3-0	0-0
NON-CONFERENCE	3-1	3-1	0-0	0-0

## Score by Periods

Team	1st	2nd	3rd	4th	OT	TOT
South Fla.	139	135	138	151	7	570
Opponents	117	87	127	97	3	431

## Team Box Score

No.	Player				Total		3-Point		F-Throw		Rebounds														
		GP-GS	MIN	AVG	FG-FGA	FG%	3FG-FGA	3FG%	FT-FTA	FT%	OFF	DEF	TOT	AVG	PF	DQ	A	TO	BLK	STL	PTS	AVG			
3	HARVEY, Sydni	8-8	192:03	24.0	25-77	.325	14-46	.304	28-38	.737	10	9	19	2.4	10	0	15	12	1	8	92	11.5			
20	MUNUNGA, Bethy	8-8	241:30	30.2	29-55	.527	3-7	.429	25-38	.658	30	66	96	12.0	25	1	12	16	7	7	86	10.8			
5	TSINEKE, Elena	8-6	161:24	20.2	27-81	.333	11-43	.256	12-13	.923	7	10	17	2.1	16	1	15	12	2	1	77	9.6			
4	PINZAN, Elisa	8-8	273:30	34.2	23-68	.338	10-33	.303	12-20	.600	4	24	28	3.5	7	0	49	9	0	12	68	8.5			
1	ALVAREZ, Maria	7-0	128:36	18.4	16-41	.390	14-32	.438	12-16	.750	4	15	19	2.7	14	1	7	9	0	3	58	8.3			
22	BRABENCOVA, Kristyna	8-1	135:29	16.9	18-66	.273	8-26	.308	8-9	.889	8	19	27	3.4	13	1	9	12	3	3	52	6.5			
31	JORDAO, Beatriz	7-1	108:53	15.6	20-33	.606	0-0	.000	3-4	.750	8	33	41	5.9	8	0	7	6	10	1	43	6.1			
21	LEVERETT, Shae	8-7	201:54	25.2	17-30	.567	0-0	.000	14-32	.438	33	18	51	6.4	27	1	2	6	9	3	48	6.0			
11	BLAGROVE, Jade	2-0	05:07	2.6	1-1	1.000	0-0	.000	3-4	.750	2	0	2	1.0	0	0	0	2	0	1	5	2.5			
0	VITULOVA, Tereza	3-0	22:34	7.5	2-7	.286	0-3	.000	2-2	1.000	0	4	4	1.3	3	0	0	0	0	0	6	2.0			
13	GUERREIRO, Sara	4-0	24:55	6.2	4-11	.364	0-3	.000	0-0	.000	3	1	4	1.0	0	0	1	2	0	0	8	2.0			
12	BERMEJO, Cristina	8-1	77:47	9.7	5-17	.294	0-5	.000	6-6	1.000	6	15	21	2.6	10	0	5	4	2	1	16	2.0			
2	LAZIC, Mihaela	8-0	44:45	5.6	4-10	.400	0-4	.000	1-2	.500	1	4	5	0.6	3	0	12	7	0	1	9	1.1			
24	RODRIGUEZ, Angelee	2-0	06:33	3.3	1-4	.250	0-0	.000	0-0	.000	0	3	3	1.5	0	0	0	0	0	0	2	1.0			
Team											24	22	46					6							
Total		8	1625		192-501	.383	60-202	.297	126-184	.685	140	243	383	47.9	136	5	134	103	34	41	570	71.3			
Opponents		8	1625		156-471	.331	21-108	.194	98-159	.616	100	192	292	36.5	161	6	71	114	21	51	431	53.9			

## Team Statistics

	USF	OPP
<b>Scoring</b>	<b>570</b>	<b>431</b>
Points per game	71.3	53.9
Scoring margin	+17.4	-
<b>Field goals-att</b>	<b>192-501</b>	<b>156-471</b>
Field goal pct	.383	.331
<b>3 point fg-att</b>	<b>60-202</b>	<b>21-108</b>
3-point FG pct	.297	.194
3-pt FG made per game	7.5	2.6
<b>Free throws-att</b>	<b>126-184</b>	<b>98-159</b>
Free throw pct	.685	.616
F-Throws made per game	15.8	12.3
<b>Rebounds</b>	<b>383</b>	<b>292</b>
Rebounds per game	47.9	36.5
Rebounding margin	+11.4	-
<b>Assists</b>	<b>134</b>	<b>71</b>
Assists per game	16.8	8.9
<b>Turnovers</b>	<b>103</b>	<b>114</b>
Turnovers per game	12.9	14.3
Turnover margin	+1.4	-
Assist/turnover ratio	1.3	0.6
<b>Steals</b>	<b>41</b>	<b>51</b>
Steals per game	5.1	6.4
<b>Blocks</b>	<b>34</b>	<b>21</b>
Blocks per game	4.3	2.6
<b>Winning streak</b>	<b>6</b>	<b>-</b>
Home win streak	3	-
<b>Attendance</b>	<b>0</b>	<b>411</b>
Home games-Avg/Game	5-0	3-137
Neutral site-Avg/Game	-	0-0

## Team Results

Date	Opponent	Score	Att.
11/28/2020	Jacksonville	W	84-46
12/01/2020	Baylor	L	62-67
12/05/2020	Mississippi St.	Wot	67-63
12/13/2020	Stetson	W	85-43
12/16/2020	at Memphis	W	65-58
12/22/2020	at Cincinnati	W	73-61
12/30/2020	at Tulsa	W	63-35
01/02/2021	East Carolina	W	71-58



# 2020-21 South Fla. Women's Basketball Combined Team Statistics Specific games

Page 1/1  
as of Jan 03, 2021

## Game Records

Record	Overall	Home	Away	Neutral
ALL GAMES	4-0	1-0	3-0	0-0
CONFERENCE	4-0	1-0	3-0	0-0
NON-CONFERENCE	0-0	0-0	0-0	0-0

## Score by Periods

Team	1st	2nd	3rd	4th	OT	TOT
South Fla.	71	49	70	82	0	272
Opponents	53	43	66	50	0	212

## Team Box Score

No.	Player				Total		3-Point		F-Throw		Rebounds											
		GP-GS	MIN	AVG	FG-FGA	FG%	3FG-FGA	3FG%	FT-FTA	FT%	OFF	DEF	TOT	AVG	PF	DQ	A	TO	BLK	STL	PTS	AVG
3	HARVEY, Sydni	4-4	100:28	25.1	14-38	.368	8-23	.348	18-22	.818	6	4	10	2.5	3	0	6	6	0	4	54	13.5
20	MUNUNGA, Bethy	4-4	120:15	30.1	16-28	.571	0-2	.000	17-27	.630	15	37	52	13.0	12	0	5	12	4	5	49	12.3
5	TSINEKE, Elena	4-2	71:34	17.9	12-35	.343	4-16	.250	10-11	.909	1	3	4	1.0	9	1	3	5	0	0	38	9.5
4	PINZAN, Elisa	4-4	147:55	37.0	13-31	.419	5-16	.313	7-14	.500	0	8	8	2.0	4	0	26	4	0	6	38	9.5
31	JORDAO, Beatriz	4-1	60:38	15.2	12-19	.632	0-0	.000	2-2	1.000	2	15	17	4.3	5	0	3	2	4	0	26	6.5
1	ALVAREZ, Maria	4-0	66:09	16.5	5-18	.278	5-16	.313	8-12	.667	3	9	12	3.0	5	0	3	5	0	1	23	5.8
21	LEVERETT, Shae	4-3	92:53	23.2	7-14	.500	0-0	.000	6-16	.375	18	9	27	6.8	14	1	0	4	7	0	20	5.0
22	BRABENCOVA, Kristyna	4-1	74:06	18.5	6-27	.222	2-9	.222	4-5	.800	4	10	14	3.5	4	0	3	4	1	2	18	4.5
0	VITULOVA, Tereza	3-0	22:34	7.5	2-7	.286	0-3	.000	2-2	1.000	0	4	4	1.3	3	0	0	0	0	0	6	2.0
2	LAZIC, Mihaela	4-0	11:05	2.8	0-1	.000	0-0	.000	0-0	.000	0	1	1	0.3	1	0	3	4	0	1	0	0.0
12	BERMEJO, Cristina	4-1	32:22	8.1	0-3	.000	0-2	.000	0-0	.000	2	8	10	2.5	4	0	1	1	2	0	0	0.0
Team											6	11	17					3				
Total		4	800		87-221	.394	24-87	.276	74-111	.667	57	119	176	44.0	64	2	53	50	18	19	272	68.0
Opponents		4	800		79-230	.343	12-54	.222	42-65	.646	43	92	135	33.8	88	4	37	50	9	26	212	53.0

## Team Statistics

	USF	OPP
<b>Scoring</b>	<b>272</b>	<b>212</b>
Points per game	68.0	53.0
Scoring margin	+15.0	-
<b>Field goals-att</b>	<b>87-221</b>	<b>79-230</b>
Field goal pct	.394	.343
<b>3 point fg-att</b>	<b>24-87</b>	<b>12-54</b>
3-point FG pct	.276	.222
3-pt FG made per game	6.0	3.0
<b>Free throws-att</b>	<b>74-111</b>	<b>42-65</b>
Free throw pct	.667	.646
F-Throws made per game	18.5	10.5
<b>Rebounds</b>	<b>176</b>	<b>135</b>
Rebounds per game	44.0	33.8
Rebounding margin	+10.3	-
<b>Assists</b>	<b>53</b>	<b>37</b>
Assists per game	13.3	9.3
<b>Turnovers</b>	<b>50</b>	<b>50</b>
Turnovers per game	12.5	12.5
Turnover margin	0.0	-
Assist/turnover ratio	1.1	0.7
<b>Steals</b>	<b>19</b>	<b>26</b>
Steals per game	4.8	6.5
<b>Blocks</b>	<b>18</b>	<b>9</b>
Blocks per game	4.5	2.3
<b>Winning streak</b>	<b>4</b>	<b>-</b>
Home win streak	1	-
<b>Attendance</b>	<b>0</b>	<b>411</b>
Home games-Avg/Game	1-0	3-137
Neutral site-Avg/Game	-	0-0

## Team Results

Date	Opponent		Score	Att.
12/16/2020	at Memphis	W	65-58	111
12/22/2020	at Cincinnati	W	73-61	300
12/30/2020	at Tulsa	W	63-35	0
01/02/2021	East Carolina	W	71-58	0



# 2020-21 South Fla. Women's Basketball Combined Team Statistics Specific games

Page 1/1  
as of Jan 03, 2021

## Game Records

Record	Overall	Home	Away	Neutral
ALL GAMES	4-1	4-1	0-0	0-0
CONFERENCE	1-0	1-0	0-0	0-0
NON-CONFERENCE	3-1	3-1	0-0	0-0

## Score by Periods

Team	1st	2nd	3rd	4th	OT	TOT
South Fla.	84	102	83	93	7	369
Opponents	77	59	74	64	3	277

## Team Box Score

No.	Player				Total		3-Point		F-Throw		Rebounds															
		GP-GS	MIN	AVG	FG-FGA	FG%	3FG-FGA	3FG%	FT-FTA	FT%	OFF	DEF	TOT	AVG	PF	DQ	A	TO	BLK	STL	PTS	AVG				
20	MUNUNGA, Bethy	5-5	157:40	31.5	20-38	.526	3-6	.500	17-23	.739	21	44	65	13.0	16	1	8	8	4	5	60	12.0				
1	ALVAREZ, Maria	4-0	79:38	19.9	13-30	.433	11-23	.478	8-8	1.000	3	8	11	2.8	10	1	4	5	0	2	45	11.3				
3	HARVEY, Sydni	5-5	113:35	22.7	12-44	.273	7-27	.259	18-26	.692	5	6	11	2.2	7	0	10	7	1	4	49	9.8				
5	TSINEKE, Elena	5-4	108:05	21.6	17-54	.315	8-32	.250	4-4	1.000	6	7	13	2.6	9	0	13	9	2	1	46	9.2				
22	BRABENCOVA, Kristyna	5-1	83:57	16.8	13-45	.289	7-20	.350	4-4	1.000	4	12	16	3.2	11	1	9	10	2	2	37	7.4				
21	LEVERETT, Shae	5-5	130:18	26.1	12-19	.632	0-0	.000	11-22	.500	20	11	31	6.2	17	0	2	4	4	3	35	7.0				
4	PINZAN, Elisa	5-5	164:45	33.0	11-40	.275	5-18	.278	5-6	.833	4	17	21	4.2	4	0	31	6	0	7	32	6.4				
31	JORDAO, Beatriz	4-0	62:50	15.7	11-18	.611	0-0	.000	3-4	.750	6	21	27	6.8	4	0	5	4	6	1	25	6.3				
12	BERMEJO, Cristina	5-0	49:33	9.9	5-15	.333	0-4	.000	6-6	1.000	4	9	13	2.6	8	0	4	3	0	1	16	3.2				
11	BLAGROVE, Jade	2-0	05:07	2.6	1-1	1.000	0-0	.000	3-4	.750	2	0	2	1.0	0	0	0	2	0	1	5	2.5				
13	GUERREIRO, Sara	4-0	24:55	6.2	4-11	.364	0-3	.000	0-0	.000	3	1	4	1.0	0	0	1	2	0	0	8	2.0				
2	LAZIC, Mihaela	5-0	34:29	6.9	4-9	.444	0-4	.000	1-2	.500	1	3	4	0.8	2	0	9	4	0	0	9	1.8				
24	RODRIGUEZ, Angelee	2-0	06:33	3.3	1-4	.250	0-0	.000	0-0	.000	0	3	3	1.5	0	0	0	0	0	0	2	1.0				
0	VITULOVA, Tereza	1-0	03:36	3.6	0-0	.000	0-0	.000	0-0	.000	0	0	0	0.0	0	0	0	0	0	0	0	0.0				
Team											19	15	34					5								
Total		5	1025		124-328	.378	41-137	.299	80-109	.734	98	157	255	51.0	88	3	96	69	19	27	369	73.8				
Opponents		5	1025		99-304	.326	12-66	.182	67-110	.609	68	119	187	37.4	96	2	46	75	12	33	277	55.4				

## Team Statistics

	USF	OPP
<b>Scoring</b>	<b>369</b>	<b>277</b>
Points per game	73.8	55.4
Scoring margin	+18.4	-
<b>Field goals-att</b>	<b>124-328</b>	<b>99-304</b>
Field goal pct	.378	.326
<b>3 point fg-att</b>	<b>41-137</b>	<b>12-66</b>
3-point FG pct	.299	.182
3-pt FG made per game	8.2	2.4
<b>Free throws-att</b>	<b>80-109</b>	<b>67-110</b>
Free throw pct	.734	.609
F-Throws made per game	16.0	13.4
<b>Rebounds</b>	<b>255</b>	<b>187</b>
Rebounds per game	51.0	37.4
Rebounding margin	+13.6	-
<b>Assists</b>	<b>96</b>	<b>46</b>
Assists per game	19.2	9.2
<b>Turnovers</b>	<b>69</b>	<b>75</b>
Turnovers per game	13.8	15.0
Turnover margin	+1.2	-
Assist/turnover ratio	1.4	0.6
<b>Steals</b>	<b>27</b>	<b>33</b>
Steals per game	5.4	6.6
<b>Blocks</b>	<b>19</b>	<b>12</b>
Blocks per game	3.8	2.4
<b>Winning streak</b>	<b>3</b>	<b>-</b>
Home win streak	3	-
<b>Attendance</b>	<b>0</b>	<b>0</b>
Home games-Avg/Game	5-0	0-0
Neutral site-Avg/Game	-	0-0

## Team Results

Date	Opponent		Score	Att.
11/28/2020	Jacksonville	W	84-46	0
12/01/2020	Baylor	L	62-67	0
12/05/2020	Mississippi St.	Wot	67-63	0
12/13/2020	Stetson	W	85-43	0
01/02/2021	East Carolina	W	71-58	0





# 2020-21 South Fla. Women's Basketball Combined Team Statistics Specific games

Page 1/1  
as of Dec 31, 2020

## Game Records

Record	Overall	Home	Away	Neutral
ALL GAMES	3-0	0-0	3-0	0-0
CONFERENCE	3-0	0-0	3-0	0-0
NON-CONFERENCE	0-0	0-0	0-0	0-0

## Score by Periods

Team	1st	2nd	3rd	4th	OT	TOT
South Fla.	55	33	55	58	0	201
Opponents	40	28	53	33	0	154

## Team Box Score

No.	Player				Total		3-Point		F-Throw		Rebounds												
		GP-GS	MIN	AVG	FG-FGA	FG%	3FG-FGA	3FG%	FT-FTA	FT%	OFF	DEF	TOT	AVG	PF	DQ	A	TO	BLK	STL	PTS	AVG	
3	HARVEY, Sydni	3-3	78:28	26.2	13-33	.394	7-19	.368	10-12	.833	5	3	8	2.7	3	0	5	5	0	4	43	14.3	
4	PINZAN, Elisa	3-3	108:44	36.2	12-28	.429	5-15	.333	7-14	.500	0	7	7	2.3	3	0	18	3	0	5	36	12.0	
5	TSINEKE, Elena	3-2	53:19	17.8	10-27	.370	3-11	.273	8-9	.889	1	3	4	1.3	7	1	2	3	0	0	31	10.3	
20	MUNUNGA, Bethy	3-3	83:50	27.9	9-17	.529	0-1	.000	8-15	.533	9	22	31	10.3	9	0	4	8	3	2	26	8.7	
31	JORDAO, Beatriz	3-1	46:03	15.4	9-15	.600	0-0	.000	0-0	.000	2	12	14	4.7	4	0	2	2	4	0	18	6.0	
22	BRABENCOVA, Kristyna	3-0	51:32	17.2	5-21	.238	1-6	.167	4-5	.800	4	7	11	3.7	2	0	0	2	1	1	15	5.0	
21	LEVERETT, Shae	3-2	71:36	23.9	5-11	.455	0-0	.000	3-10	.300	13	7	20	6.7	10	1	0	2	5	0	13	4.3	
1	ALVAREZ, Maria	3-0	48:59	16.3	3-11	.273	3-9	.333	4-8	.500	1	7	8	2.7	4	0	3	4	0	1	13	4.3	
0	VITULOVA, Tereza	2-0	18:58	9.5	2-7	.286	0-3	.000	2-2	1.000	0	4	4	2.0	3	0	0	0	0	0	6	3.0	
2	LAZIC, Mihaela	3-0	10:16	3.4	0-1	.000	0-0	.000	0-0	.000	0	1	1	0.3	1	0	3	3	0	1	0	0.0	
12	BERMEJO, Cristina	3-1	28:14	9.4	0-2	.000	0-1	.000	0-0	.000	2	6	8	2.7	2	0	1	1	2	0	0	0.0	
Team											5	7	12					1					
Total		3	600		68-173	.393	19-65	.292	46-75	.613	42	86	128	42.7	48	2	38	34	15	14	201	67.0	
Opponents		3	600		57-167	.341	9-42	.214	31-49	.633	32	73	105	35.0	65	4	25	39	9	18	154	51.3	

## Team Statistics

	USF	OPP
<b>Scoring</b>	<b>201</b>	<b>154</b>
Points per game	67.0	51.3
Scoring margin	+15.7	-
<b>Field goals-att</b>	<b>68-173</b>	<b>57-167</b>
Field goal pct	.393	.341
<b>3 point fg-att</b>	<b>19-65</b>	<b>9-42</b>
3-point FG pct	.292	.214
3-pt FG made per game	6.3	3.0
<b>Free throws-att</b>	<b>46-75</b>	<b>31-49</b>
Free throw pct	.613	.633
F-Throws made per game	15.3	10.3
<b>Rebounds</b>	<b>128</b>	<b>105</b>
Rebounds per game	42.7	35.0
Rebounding margin	+7.7	-
<b>Assists</b>	<b>38</b>	<b>25</b>
Assists per game	12.7	8.3
<b>Turnovers</b>	<b>34</b>	<b>39</b>
Turnovers per game	11.3	13.0
Turnover margin	+1.7	-
Assist/turnover ratio	1.1	0.6
<b>Steals</b>	<b>14</b>	<b>18</b>
Steals per game	4.7	6.0
<b>Blocks</b>	<b>15</b>	<b>9</b>
Blocks per game	5.0	3.0
<b>Winning streak</b>	<b>3</b>	<b>-</b>
Home win streak	0	-
<b>Attendance</b>	<b>0</b>	<b>411</b>
Home games-Avg/Game	0-0	3-137
Neutral site-Avg/Game	-	0-0

## Team Results

Date	Opponent		Score	Att.
12/16/2020	at Memphis	W	65-58	111
12/22/2020	at Cincinnati	W	73-61	300
12/30/2020	at Tulsa	W	63-35	0



**2020-21 South Fla. Women's Basketball**  
**Season/Career Statistics**  
**All games**

Page 1/1  
as of Jan 03, 2021

**Summary**

Player	Season Statistics										Career Statistics									
	GP-GS	MIN/G	FG%	3FG%	FT%	R/G	A/G	STL	BLK	PTS/G	GP-GS	MIN/G	FG%	3FG%	FT%	R/G	A/G	STL	BLK	PTS/G
ALVAREZ, Maria	7-0	18.4	.390	.438	.750	2.7	1.0	3	0	8.3	22-8	24.5	.349	.343	.611	2.9	2.5	18	0	8.6
BERMEJO, Cristina	8-1	9.7	.294	.000	1.000	2.6	0.6	1	2	2.0	32-2	10.0	.319	.222	.727	2.1	0.7	15	7	2.1
BLAGROVE, Jade	2-0	2.6	1.000	.000	.750	1.0	0.0	1	0	2.5	2-0	2.6	1.000	.000	.750	1.0	0.0	1	0	2.5
BRABENCOVA, Kristyna	8-1	16.9	.273	.308	.889	3.4	1.1	3	3	6.5	33-15	22.3	.298	.270	.692	3.4	1.6	19	22	6.9
GUERREIRO, Sara	4-0	6.2	.364	.000	.000	1.0	0.3	0	0	2.0	4-0	6.2	.364	.000	.000	1.0	0.3	0	0	2.0
HARVEY, Sydni	8-8	24.0	.325	.304	.737	2.4	1.9	8	1	11.5	62-48	28.0	.334	.358	.824	2.2	2.0	49	7	11.7
JORDAO, Beatriz	7-1	15.6	.606	.000	.750	5.9	1.0	1	10	6.1	49-23	14.1	.518	.000	.667	4.0	0.5	13	50	5.4
LAZIC, Mihaela	8-0	5.6	.400	.000	.500	0.6	1.5	1	0	1.1	9-0	5.9	.364	.000	.500	0.8	1.3	1	0	1.0
LEVERETT, Shae	8-7	25.2	.567	.000	.438	6.4	0.3	3	9	6.0	101-43	21.2	.601	.000	.566	5.7	0.4	47	90	5.2
MUNUNGA, Bethy	8-8	30.2	.527	.429	.658	12.0	1.5	7	7	10.8	37-35	27.0	.505	.333	.692	10.5	1.3	41	34	9.6
PINZAN, Elisa	8-8	34.2	.338	.303	.600	3.5	6.1	12	0	8.5	66-47	28.9	.321	.312	.772	2.5	4.1	66	1	6.8
RODRIGUEZ, Angelee	2-0	3.3	.250	.000	.000	1.5	0.0	0	0	1.0	2-0	3.3	.250	.000	.000	1.5	0.0	0	0	1.0
TSINEKE, Elena	8-6	20.2	.333	.256	.923	2.1	1.9	1	2	9.6	35-28	25.9	.366	.304	.889	2.0	1.7	19	10	11.7
VITULOVA, Tereza	3-0	7.5	.286	.000	1.000	1.3	0.0	0	0	2.0	3-0	7.5	.286	.000	1.000	1.3	0.0	0	0	2.0

**Scoring**

Player	Season Statistics								Career Statistics							
	FG-FGA	FG%	3FG-3FGA	3FG%	FT-FTA	FT%	PTS	PTS/G	FG-FGA	FG%	3FG-3FGA	3FG%	FT-FTA	FT%	PTS	PTS/G
ALVAREZ, Maria	16-41	.390	14-32	.438	12-16	.750	58	8.3	60-172	.349	48-140	.343	22-36	.611	190	8.6
BERMEJO, Cristina	5-17	.294	0-5	.000	6-6	1.000	16	2.0	22-69	.319	6-27	.222	16-22	.727	66	2.1
BLAGROVE, Jade	1-1	1.000	0-0	.000	3-4	.750	5	2.5	1-1	1.000	0-0	.000	3-4	.750	5	2.5
BRABENCOVA, Kristyna	18-66	.273	8-26	.308	8-9	.889	52	6.5	84-282	.298	33-122	.270	27-39	.692	228	6.9
GUERREIRO, Sara	4-11	.364	0-3	.000	0-0	.000	8	2.0	4-11	.364	0-3	.000	0-0	.000	8	2.0
HARVEY, Sydni	25-77	.325	14-46	.304	28-38	.737	92	11.5	218-653	.334	98-274	.358	192-233	.824	726	11.7
JORDAO, Beatriz	20-33	.606	0-0	.000	3-4	.750	43	6.1	115-222	.518	0-1	.000	36-54	.667	266	5.4
LAZIC, Mihaela	4-10	.400	0-4	.000	1-2	.500	9	1.1	4-11	.364	0-5	.000	1-2	.500	9	1.0
LEVERETT, Shae	17-30	.567	0-0	.000	14-32	.438	48	6.0	193-321	.601	0-1	.000	142-251	.566	528	5.2
MUNUNGA, Bethy	29-55	.527	3-7	.429	25-38	.658	86	10.8	138-273	.505	4-12	.333	74-107	.692	354	9.6
PINZAN, Elisa	23-68	.338	10-33	.303	12-20	.600	68	8.5	146-455	.321	81-260	.312	78-101	.772	451	6.8
RODRIGUEZ, Angelee	1-4	.250	0-0	.000	0-0	.000	2	1.0	1-4	.250	0-0	.000	0-0	.000	2	1.0
TSINEKE, Elena	27-81	.333	11-43	.256	12-13	.923	77	9.6	142-388	.366	55-181	.304	72-81	.889	411	11.7
VITULOVA, Tereza	2-7	.286	0-3	.000	2-2	1.000	6	2.0	2-7	.286	0-3	.000	2-2	1.000	6	2.0

**Totals**

Player	Season Statistics									Career Statistics								
	O-REB	D-REB	TOTAL	PF	FO	A	TO	A/TO		O-REB	D-REB	TOTAL	PF	FO	A	TO	A/TO	
ALVAREZ, Maria	4	15	19	14	1	7	9	0.8		11	52	63	40	2	56	34	1.6	
BERMEJO, Cristina	6	15	21	10	0	5	4	1.3		19	48	67	39	0	23	33	0.7	
BLAGROVE, Jade	2	0	2	0	0	0	2	0.0		2	0	2	0	0	0	2	0.0	
BRABENCOVA, Kristyna	8	19	27	13	1	9	12	0.8		39	74	113	77	2	52	61	0.9	
GUERREIRO, Sara	3	1	4	0	0	1	2	0.5		3	1	4	0	0	1	2	0.5	
HARVEY, Sydni	10	9	19	10	0	15	12	1.3		51	85	136	122	5	127	149	0.9	
JORDAO, Beatriz	8	33	41	8	0	7	6	1.2		60	137	197	74	0	25	54	0.5	
LAZIC, Mihaela	1	4	5	3	0	12	7	1.7		1	6	7	4	0	12	7	1.7	
LEVERETT, Shae	33	18	51	27	1	2	6	0.3		275	297	572	230	9	38	103	0.4	
MUNUNGA, Bethy	30	66	96	25	1	12	16	0.8		140	248	388	106	1	47	91	0.5	
PINZAN, Elisa	4	24	28	7	0	49	9	5.4		14	152	166	69	1	273	166	1.6	
RODRIGUEZ, Angelee	0	3	3	0	0	0	0	0.0		0	3	3	0	0	0	0	0.0	
TSINEKE, Elena	7	10	17	16	1	15	12	1.3		24	46	70	79	3	59	89	0.7	
VITULOVA, Tereza	0	4	4	3	0	0	0	0.0		0	4	4	3	0	0	0	0.0	



2020-21 South Fla. Women's Basketball  
Season Schedule/Results & Leaders  
All games

Page 1/1  
as of Jan 03, 2021

### Game Records

Record	Overall	Home	Away	Neutral
ALL GAMES	7-1	4-1	3-0	0-0
CONFERENCE	4-0	1-0	3-0	0-0
NON-CONFERENCE	3-1	3-1	0-0	0-0

### Team Results

Date	Opponent		Score	Att.	High Points	High Rebounds
11/28/2020	Jacksonville	W	84-46	0	(18) BRABENCOVA, Kristyna	(14) JORDAO, Beatriz
12/01/2020	Baylor	L	62-67	0	(18) ALVAREZ, Maria	(10) MUNUNGA, Bethy
12/05/2020	Mississippi St.	Wot	67-63	0	(14) PINZAN, Elisa	(12) MUNUNGA, Bethy
12/13/2020	Stetson	W	85-43	0	(16) TSINEKE, Elena	(11) MUNUNGA, Bethy
12/16/2020	at Memphis	W	65-58	111	(19) PINZAN, Elisa	(10) MUNUNGA, Bethy
12/22/2020	at Cincinnati	W	73-61	300	(21) HARVEY, Sydni	(14) MUNUNGA, Bethy
12/30/2020	at Tulsa	W	63-35	0	(13) PINZAN, Elisa	(8) LEVERETT, Shae
01/02/2021	East Carolina	W	71-58	0	(23) MUNUNGA, Bethy	(21) MUNUNGA, Bethy

### Attendance Summary

	Games	Attend	Avg/Game
Home	5	0	0
Away	3	411	137
Neutral	0	0	0
<b>Total</b>	<b>8</b>	<b>411</b>	<b>51</b>



**2020-21 South Fla. Women's Basketball  
Team Game-by-Game  
All games**

Page 1/1  
as of Jan 03, 2021

				Total		3-Pointers		Free throws		Rebounds											
Opponent	Date	Score		FG-FGA	PCT	3FG-FGA	PCT	FT-FTA	PCT	OFF	DEF	TOT	AVG	PF	A	TO	BLK	STL	PTS	AVG	
Jacksonville	11/28/2020	84-46	W	32-72	.444	11-32	.344	9-12	.750	18	36	54	54.0	14	29	8	8	4	84	84.0	
Baylor	12/01/2020	62-67	L	20-58	.345	10-27	.370	12-16	.750	14	23	37	45.5	21	14	18	1	4	62	73.0	
Mississippi St.	12/05/2020	67-63	Wot	23-73	.315	6-30	.200	15-21	.714	23	24	47	46.0	24	15	12	3	9	67	71.0	
Stetson	12/13/2020	85-43	W	30-77	.390	9-26	.346	16-24	.667	28	41	69	51.8	13	23	15	4	5	85	74.5	
at Memphis	12/16/2020	65-58	W	22-64	.344	4-22	.182	17-26	.654	18	19	37	48.8	15	10	7	6	6	65	72.6	
at Cincinnati	12/22/2020	73-61	W	23-49	.469	8-21	.381	19-31	.613	13	27	40	47.3	16	16	16	4	4	73	72.7	
at Tulsa	12/30/2020	63-35	W	23-60	.383	7-22	.318	10-18	.556	11	40	51	47.9	17	12	11	5	4	63	71.3	
East Carolina	01/02/2021	71-58	W	19-48	.396	5-22	.227	28-36	.778	15	33	48	47.9	16	15	16	3	5	71	71.3	
Total		570		192-501	.383	60-202	.297	126-184	.685	140	243	383	47.9	136	134	103	34	41	570	71.3	
Opponents		431		156-471	.331	21-108	.194	98-159	.616	100	192	292	36.5	161	71	114	21	51	431	53.9	

**South Fla. Averages**

Games Played	Points/game	FG Pct	3FG Pct	FT Pct	Rebounds/game	Assists/game	Turnovers/game	Assist/Turnover ratio	Steals/game	Blocks/game
8	71.3	38.3	29.7	68.5	47.9	16.8	12.9	1.3	5.1	4.3





**2020-21 South Fla. Women's Basketball  
Opponents Game-by-Game  
All games**

Page 1/1  
as of Jan 03, 2021

				Total		3-Pointers		Free throws		Rebounds											
Opponent	Date	Score		FG-FGA	PCT	3FG-FGA	PCT	FT-FTA	PCT	OFF	DEF	TOT	AVG	PF	A	TO	BLK	STL	PTS	AVG	
Jacksonville	11/28/2020	84-46	W	16-54	.296	3-10	.300	11-23	.478	8	22	30	30.0	16	5	13	0	4	46	46.0	
Baylor	12/01/2020	62-67	L	25-68	.368	0-11	.000	17-23	.739	24	26	50	40.0	17	20	16	7	13	67	56.5	
Mississippi St.	12/05/2020	67-63	Wot	20-59	.339	2-13	.154	21-34	.618	19	29	48	42.7	24	3	21	4	2	63	58.7	
Stetson	12/13/2020	85-43	W	16-60	.267	4-20	.200	7-14	.500	6	23	29	39.3	16	6	14	1	6	43	54.8	
at Memphis	12/16/2020	65-58	W	22-57	.386	2-9	.222	12-15	.800	15	27	42	39.8	24	9	15	3	2	58	55.4	
at Cincinnati	12/22/2020	73-61	W	24-53	.453	1-9	.111	12-20	.600	7	16	23	37.0	26	10	14	4	10	61	56.3	
at Tulsa	12/30/2020	63-35	W	11-57	.193	6-24	.250	7-14	.500	10	30	40	37.4	15	6	10	2	6	35	53.3	
East Carolina	01/02/2021	71-58	W	22-63	.349	3-12	.250	11-16	.688	11	19	30	36.5	23	12	11	0	8	58	53.9	
Total		431		156-471	.331	21-108	.194	98-159	.616	100	192	292	36.5	161	71	114	21	51	431	53.9	
South Fla.		570		192-501	.383	60-202	.297	126-184	.685	140	243	383	47.9	136	134	103	34	41	570	71.3	

**Opponents Averages**

Games Played	Points/game	FG Pct	3FG Pct	FT Pct	Rebounds/game	Assists/game	Turnovers/game	Assist/Turnover ratio	Steals/game	Blocks/game
8	53.9	33.1	19.4	61.6	36.5	8.9	14.3	0.6	6.4	2.6



2020-21 South Fla. Women's Basketball  
Team High/Low Analysis  
All games

Page 1/4  
as of Jan 03, 2021

South Fla. - Game Highs

POINTS	85	Stetson (12/13/2020)
	84	Jacksonville (11/28/2020)
	73	at Cincinnati (12/22/2020)
	71	East Carolina (01/02/2021)
	67	Mississippi St. (12/05/2020)
FIELD GOALS MADE	32	Jacksonville (11/28/2020)
	30	Stetson (12/13/2020)
FIELD GOAL ATTEMPTS	77	Stetson (12/13/2020)
	73	Mississippi St. (12/05/2020)
FIELD GOAL PERCENTAGE	.469 (23-49)	at Cincinnati (12/22/2020)
	.444 (32-72)	Jacksonville (11/28/2020)
3 PT FG MADE	11	Jacksonville (11/28/2020)
	10	Baylor (12/01/2020)
3 PT FG ATTEMPTS	32	Jacksonville (11/28/2020)
	30	Mississippi St. (12/05/2020)
3 PT FG PERCENTAGE	.381 (8-21)	at Cincinnati (12/22/2020)
	.370 (10-27)	Baylor (12/01/2020)
FREE THROWS MADE	28	East Carolina (01/02/2021)
	19	at Cincinnati (12/22/2020)
FREE THROW ATTEMPTS	36	East Carolina (01/02/2021)
	31	at Cincinnati (12/22/2020)
FREE THROW PERCENTAGE	.778 (28-36)	East Carolina (01/02/2021)
	.750 (12-16)	Baylor (12/01/2020)
	.750 (9-12)	Jacksonville (11/28/2020)
REBOUNDS	69	Stetson (12/13/2020)
	54	Jacksonville (11/28/2020)
ASSISTS	29	Jacksonville (11/28/2020)
	23	Stetson (12/13/2020)
STEALS	9	Mississippi St. (12/05/2020)
	6	at Memphis (12/16/2020)
BLOCKED SHOTS	8	Jacksonville (11/28/2020)
	6	at Memphis (12/16/2020)
TURNOVERS	18	Baylor (12/01/2020)
	16	East Carolina (01/02/2021)
	16	at Cincinnati (12/22/2020)
FOULS	24	Mississippi St. (12/05/2020)
	21	Baylor (12/01/2020)



2020-21 South Fla. Women's Basketball  
Team High/Low Analysis  
All games

Page 2/4  
as of Jan 03, 2021

Opponent - Game Highs

POINTS	67		Baylor (12/01/2020)
	63		Mississippi St. (12/05/2020)
	61		at Cincinnati (12/22/2020)
	58		East Carolina (01/02/2021)
	58		at Memphis (12/16/2020)
FIELD GOALS MADE	25		Baylor (12/01/2020)
	24		at Cincinnati (12/22/2020)
FIELD GOAL ATTEMPTS	68		Baylor (12/01/2020)
	63		East Carolina (01/02/2021)
FIELD GOAL PERCENTAGE	.453	(24-53)	at Cincinnati (12/22/2020)
	.386	(22-57)	at Memphis (12/16/2020)
3 PT FG MADE	6		at Tulsa (12/30/2020)
	4		Stetson (12/13/2020)
3 PT FG ATTEMPTS	24		at Tulsa (12/30/2020)
	20		Stetson (12/13/2020)
3 PT FG PERCENTAGE	.300	(3-10)	Jacksonville (11/28/2020)
	.250	(6-24)	at Tulsa (12/30/2020)
	.250	(3-12)	East Carolina (01/02/2021)
FREE THROWS MADE	21		Mississippi St. (12/05/2020)
	17		Baylor (12/01/2020)
FREE THROW ATTEMPTS	34		Mississippi St. (12/05/2020)
	23		Baylor (12/01/2020)
	23		Jacksonville (11/28/2020)
FREE THROW PERCENTAGE	.800	(12-15)	at Memphis (12/16/2020)
	.739	(17-23)	Baylor (12/01/2020)
REBOUNDS	50		Baylor (12/01/2020)
	48		Mississippi St. (12/05/2020)
ASSISTS	20		Baylor (12/01/2020)
	12		East Carolina (01/02/2021)
STEALS	13		Baylor (12/01/2020)
	10		at Cincinnati (12/22/2020)
BLOCKED SHOTS	7		Baylor (12/01/2020)
	4		at Cincinnati (12/22/2020)
	4		Mississippi St. (12/05/2020)
TURNOVERS	21		Mississippi St. (12/05/2020)
	16		Baylor (12/01/2020)
FOULS	26		at Cincinnati (12/22/2020)
	24		at Memphis (12/16/2020)
	24		Mississippi St. (12/05/2020)



**2020-21 South Fla. Women's Basketball  
Team High/Low Analysis  
All games**

Page 3/4  
as of Jan 03, 2021

**South Fla. - Game Lows**

<b>POINTS</b>	62		Baylor (12/01/2020)
	63		at Tulsa (12/30/2020)
	65		at Memphis (12/16/2020)
	67		Mississippi St. (12/05/2020)
	71		East Carolina (01/02/2021)
<b>FIELD GOALS MADE</b>	19		East Carolina (01/02/2021)
	20		Baylor (12/01/2020)
<b>FIELD GOAL ATTEMPTS</b>	48		East Carolina (01/02/2021)
	49		at Cincinnati (12/22/2020)
<b>FIELD GOAL PERCENTAGE</b>	.315	(23-73)	Mississippi St. (12/05/2020)
	.344	(22-64)	at Memphis (12/16/2020)
<b>3 PT FG MADE</b>	4		at Memphis (12/16/2020)
	5		East Carolina (01/02/2021)
<b>3 PT FG ATTEMPTS</b>	21		at Cincinnati (12/22/2020)
	22		East Carolina (01/02/2021)
	22		at Tulsa (12/30/2020)
	22		at Memphis (12/16/2020)
<b>3 PT FG PERCENTAGE</b>	.182	(4-22)	at Memphis (12/16/2020)
	.200	(6-30)	Mississippi St. (12/05/2020)
<b>FREE THROWS MADE</b>	9		Jacksonville (11/28/2020)
	10		at Tulsa (12/30/2020)
<b>FREE THROW ATTEMPTS</b>	12		Jacksonville (11/28/2020)
	16		Baylor (12/01/2020)
<b>FREE THROW PERCENTAGE</b>	.556	(10-18)	at Tulsa (12/30/2020)
	.613	(19-31)	at Cincinnati (12/22/2020)
<b>REBOUNDS</b>	37		at Memphis (12/16/2020)
	37		Baylor (12/01/2020)
<b>ASSISTS</b>	10		at Memphis (12/16/2020)
	12		at Tulsa (12/30/2020)
<b>STEALS</b>	4		at Tulsa (12/30/2020)
	4		at Cincinnati (12/22/2020)
	4		Baylor (12/01/2020)
	4		Jacksonville (11/28/2020)
<b>BLOCKED SHOTS</b>	1		Baylor (12/01/2020)
	3		East Carolina (01/02/2021)
	3		Mississippi St. (12/05/2020)
<b>TURNOVERS</b>	7		at Memphis (12/16/2020)
	8		Jacksonville (11/28/2020)
<b>FOULS</b>	13		Stetson (12/13/2020)
	14		Jacksonville (11/28/2020)





2020-21 South Fla. Women's Basketball  
Team High/Low Analysis  
All games

Page 4/4  
as of Jan 03, 2021

Opponent - Game Lows

POINTS	35		at Tulsa (12/30/2020)
	43		Stetson (12/13/2020)
	46		Jacksonville (11/28/2020)
	58		East Carolina (01/02/2021)
	58		at Memphis (12/16/2020)
FIELD GOALS MADE	11		at Tulsa (12/30/2020)
	16		Stetson (12/13/2020)
	16		Jacksonville (11/28/2020)
FIELD GOAL ATTEMPTS	53		at Cincinnati (12/22/2020)
	54		Jacksonville (11/28/2020)
FIELD GOAL PERCENTAGE	.193	(11-57)	at Tulsa (12/30/2020)
	.267	(16-60)	Stetson (12/13/2020)
3 PT FG MADE	0		Baylor (12/01/2020)
	1		at Cincinnati (12/22/2020)
3 PT FG ATTEMPTS	9		at Cincinnati (12/22/2020)
	9		at Memphis (12/16/2020)
3 PT FG PERCENTAGE	.000	(0-11)	Baylor (12/01/2020)
	.111	(1-9)	at Cincinnati (12/22/2020)
FREE THROWS MADE	7		at Tulsa (12/30/2020)
	7		Stetson (12/13/2020)
FREE THROW ATTEMPTS	14		at Tulsa (12/30/2020)
	14		Stetson (12/13/2020)
FREE THROW PERCENTAGE	.478	(11-23)	Jacksonville (11/28/2020)
	.500	(7-14)	at Tulsa (12/30/2020)
	.500	(7-14)	Stetson (12/13/2020)
REBOUNDS	23		at Cincinnati (12/22/2020)
	29		Stetson (12/13/2020)
ASSISTS	3		Mississippi St. (12/05/2020)
	5		Jacksonville (11/28/2020)
STEALS	2		at Memphis (12/16/2020)
	2		Mississippi St. (12/05/2020)
BLOCKED SHOTS	0		East Carolina (01/02/2021)
	0		Jacksonville (11/28/2020)
TURNOVERS	10		at Tulsa (12/30/2020)
	11		East Carolina (01/02/2021)
FOULS	15		at Tulsa (12/30/2020)
	16		Stetson (12/13/2020)
	16		Jacksonville (11/28/2020)



2020-21 South Fla. Women's Basketball  
Individual Game-by-Game  
All games

Page 1/14  
as of Jan 03, 2021

#0 VITULOVA, Tereza

Opponent	Date	GS	MIN	Total		3-Pointers		Free throws		Rebounds											
				FG-FGA	PCT	3FG-3FGA	PCT	FT-FTA	PCT	OFF	DEF	TOT	AVG	PF	A	T/O	BLK	STL	PTS	AVG	
at Cincinnati	12/22/2020		08:03	1-2	.500	0-1	.000	2-2	1.000	0	1	1	1.0	0	0	0	0	0	4	4.0	
at Tulsa	12/30/2020		10:55	1-5	.200	0-2	.000	0-0	.000	0	3	3	2.0	3	0	0	0	0	2	3.0	
East Carolina	01/02/2021		03:36	0-0	.000	0-0	.000	0-0	.000	0	0	0	1.3	0	0	0	0	0	0	2.0	
Totals		0	22:34	2-7	.286	0-3	.000	2-2	1.000	0	4	4	1.3	3	0	0	0	0	6	2.0	

Player Averages

Games Played	Minutes/game	Points/game	FG Pct	3FG Pct	FT Pct	Rebounds/game	Assists/game	Turnovers/game	Assist/Turnover ratio	Steals/game	Blocks/game
3	7.5	2.0	28.6	0.0	100.0	1.3	0.0	0.0	0.0	0.0	0.0



**2020-21 South Fla. Women's Basketball**  
**Individual Game-by-Game**  
**All games**

Page 2/14  
as of Jan 03, 2021

**#1 ALVAREZ, Maria**

Opponent	Date	GS	MIN	Total		3-Pointers		Free throws		Rebounds				PF	A	T/O	BLK	STL	PTS	AVG
				FG-FGA	PCT	3FG-3FGA	PCT	FT-FTA	PCT	OFF	DEF	TOT	AVG							
Baylor	12/01/2020		22:07	5-9	.556	4-6	.667	4-4	1.000	0	2	2	2.0	1	2	2	0	1	18	18.0
Mississippi St.	12/05/2020		23:44	3-9	.333	3-6	.500	0-0	.000	0	1	1	1.5	5	1	2	0	0	9	13.5
Stetson	12/13/2020		16:36	3-5	.600	2-4	.500	0-0	.000	1	3	4	2.3	3	1	0	0	1	8	11.7
at Memphis	12/16/2020		10:34	0-2	.000	0-1	.000	1-4	.250	1	0	1	2.0	2	0	0	0	0	1	9.0
at Cincinnati	12/22/2020		17:46	2-4	.500	2-4	.500	2-2	1.000	0	3	3	2.2	1	0	3	0	0	8	8.8
at Tulsa	12/30/2020		20:39	1-5	.200	1-4	.250	1-2	.500	0	4	4	2.5	1	3	1	0	1	4	8.0
East Carolina	01/02/2021		17:10	2-7	.286	2-7	.286	4-4	1.000	2	2	4	2.7	1	0	1	0	0	10	8.3
<b>Totals</b>		<b>0</b>	<b>128:36</b>	<b>16-41</b>	<b>.390</b>	<b>14-32</b>	<b>.438</b>	<b>12-16</b>	<b>.750</b>	<b>4</b>	<b>15</b>	<b>19</b>	<b>2.7</b>	<b>14</b>	<b>7</b>	<b>9</b>	<b>0</b>	<b>3</b>	<b>58</b>	<b>8.3</b>

**Player Averages**

Games Played	Minutes/game	Points/game	FG Pct	3FG Pct	FT Pct	Rebounds/game	Assists/game	Turnovers/game	Assist/Turnover ratio	Steals/game	Blocks/game
7	18.4	8.3	39.0	43.8	75.0	2.7	1.0	1.3	0.8	0.4	0.0



**2020-21 South Fla. Women's Basketball**  
**Individual Game-by-Game**  
**All games**

Page 3/14  
as of Jan 03, 2021

**#2 LAZIC, Mihaela**

Opponent	Date	GS	MIN	Total		3-Pointers		Free throws		Rebounds				PF	A	T/O	BLK	STL	PTS	AVG
				FG-FGA	PCT	3FG-3FGA	PCT	FT-FTA	PCT	OFF	DEF	TOT	AVG							
Jacksonville	11/28/2020		14:31	3-6	.500	0-3	.000	0-0	.000	0	1	1	1.0	0	5	1	0	0	6	6.0
Baylor	12/01/2020		02:44	0-0	.000	0-0	.000	0-0	.000	0	0	0	0.5	0	0	0	0	0	0	3.0
Mississippi St.	12/05/2020		04:35	0-0	.000	0-0	.000	0-0	.000	0	0	0	0.3	1	0	0	0	0	0	2.0
Stetson	12/13/2020		11:50	1-3	.333	0-1	.000	1-2	.500	1	2	3	1.0	1	4	2	0	0	3	2.3
at Memphis	12/16/2020		01:06	0-0	.000	0-0	.000	0-0	.000	0	0	0	0.8	0	0	0	0	0	0	1.8
at Cincinnati	12/22/2020		00:53	0-0	.000	0-0	.000	0-0	.000	0	0	0	0.7	0	0	1	0	0	0	1.5
at Tulsa	12/30/2020		08:17	0-1	.000	0-0	.000	0-0	.000	0	1	1	0.7	1	3	2	0	1	0	1.3
East Carolina	01/02/2021		00:49	0-0	.000	0-0	.000	0-0	.000	0	0	0	0.6	0	0	1	0	0	0	1.1
<b>Totals</b>		<b>0</b>	<b>44:45</b>	<b>4-10</b>	<b>.400</b>	<b>0-4</b>	<b>.000</b>	<b>1-2</b>	<b>.500</b>	<b>1</b>	<b>4</b>	<b>5</b>	<b>0.6</b>	<b>3</b>	<b>12</b>	<b>7</b>	<b>0</b>	<b>1</b>	<b>9</b>	<b>1.1</b>

**Player Averages**

Games Played	Minutes/ game	Points/ game	FG Pct	3FG Pct	FT Pct	Rebounds/ game	Assists/ game	Turnovers/ game	Assist/Turnover ratio	Steals/ game	Blocks/ game
8	5.6	1.1	40.0	0.0	50.0	0.6	1.5	0.9	1.7	0.1	0.0





**2020-21 South Fla. Women's Basketball**  
**Individual Game-by-Game**  
**All games**

Page 4/14  
as of Jan 03, 2021

**#3 HARVEY, Sydni**

Opponent	Date	GS	MIN	Total		3-Pointers		Free throws		Rebounds				PF	A	T/O	BLK	STL	PTS	AVG
				FG-FGA	PCT	3FG-3FGA	PCT	FT-FTA	PCT	OFF	DEF	TOT	AVG							
Jacksonville	11/28/2020	*	21:56	4-9	.444	3-6	.500	3-4	.750	0	1	1	1.0	1	3	0	1	0	14	14.0
Baylor	12/01/2020	*	20:48	2-10	.200	2-6	.333	5-8	.625	1	0	1	1.0	4	1	2	0	0	11	12.5
Mississippi St.	12/05/2020	*	29:24	3-12	.250	0-6	.000	2-4	.500	2	0	2	1.3	1	2	3	0	2	8	11.0
Stetson	12/13/2020	*	19:27	2-8	.250	1-5	.200	0-0	.000	1	4	5	2.3	1	3	1	0	2	5	9.5
at Memphis	12/16/2020	*	32:07	3-11	.273	1-5	.200	5-6	.833	1	3	4	2.6	1	3	1	0	2	12	10.0
at Cincinnati	12/22/2020	*	27:10	7-15	.467	5-11	.455	2-2	1.000	2	0	2	2.5	0	1	2	0	2	21	11.8
at Tulsa	12/30/2020	*	19:11	3-7	.429	1-3	.333	3-4	.750	2	0	2	2.4	2	1	2	0	0	10	11.6
East Carolina	01/02/2021	*	22:00	1-5	.200	1-4	.250	8-10	.800	1	1	2	2.4	0	1	1	0	0	11	11.5
<b>Totals</b>		<b>8</b>	<b>192:03</b>	<b>25-77</b>	<b>.325</b>	<b>14-46</b>	<b>.304</b>	<b>28-38</b>	<b>.737</b>	<b>10</b>	<b>9</b>	<b>19</b>	<b>2.4</b>	<b>10</b>	<b>15</b>	<b>12</b>	<b>1</b>	<b>8</b>	<b>92</b>	<b>11.5</b>

**Player Averages**

Games Played	Minutes/game	Points/game	FG Pct	3FG Pct	FT Pct	Rebounds/game	Assists/game	Turnovers/game	Assist/Turnover ratio	Steals/game	Blocks/game
8	24.0	11.5	32.5	30.4	73.7	2.4	1.9	1.5	1.3	1.0	0.1



**2020-21 South Fla. Women's Basketball**  
**Individual Game-by-Game**  
**All games**

Page 5/14  
as of Jan 03, 2021

**#4 PINZAN, Elisa**

Opponent	Date	GS	MIN	Total		3-Pointers		Free throws		Rebounds				PF	A	T/O	BLK	STL	PTS	AVG
				FG-FGA	PCT	3FG-3FGA	PCT	FT-FTA	PCT	OFF	DEF	TOT	AVG							
Jacksonville	11/28/2020	*	23:21	4-9	.444	3-6	.500	0-0	.000	1	2	3	3.0	1	4	0	0	2	11	11.0
Baylor	12/01/2020	*	37:16	1-10	.100	0-3	.000	0-0	.000	0	4	4	3.5	1	6	2	0	1	2	6.5
Mississippi St.	12/05/2020	*	40:33	4-14	.286	1-6	.167	5-6	.833	3	8	11	6.0	1	9	2	0	3	14	9.0
Stetson	12/13/2020	*	24:24	1-4	.250	1-2	.500	0-0	.000	0	2	2	5.0	0	4	1	0	0	3	7.5
at Memphis	12/16/2020	*	40:00	5-12	.417	2-7	.286	7-9	.778	0	2	2	4.4	2	3	2	0	1	19	9.8
at Cincinnati	12/22/2020	*	38:50	2-7	.286	0-3	.000	0-5	.000	0	3	3	4.2	1	11	1	0	2	4	8.8
at Tulsa	12/30/2020	*	29:54	5-9	.556	3-5	.600	0-0	.000	0	2	2	3.9	0	4	0	0	2	13	9.4
East Carolina	01/02/2021	*	39:11	1-3	.333	0-1	.000	0-0	.000	0	1	1	3.5	1	8	1	0	1	2	8.5
<b>Totals</b>		<b>8</b>	<b>273:30</b>	<b>23-68</b>	<b>.338</b>	<b>10-33</b>	<b>.303</b>	<b>12-20</b>	<b>.600</b>	<b>4</b>	<b>24</b>	<b>28</b>	<b>3.5</b>	<b>7</b>	<b>49</b>	<b>9</b>	<b>0</b>	<b>12</b>	<b>68</b>	<b>8.5</b>

**Player Averages**

Games Played	Minutes/game	Points/game	FG Pct	3FG Pct	FT Pct	Rebounds/game	Assists/game	Turnovers/game	Assist/Turnover ratio	Steals/game	Blocks/game
8	34.2	8.5	33.8	30.3	60.0	3.5	6.1	1.1	5.4	1.5	0.0



**2020-21 South Fla. Women's Basketball**  
**Individual Game-by-Game**  
**All games**

Page 6/14  
as of Jan 03, 2021

**#5 TSINEKE, Elena**

Opponent	Date	GS	MIN	Total		3-Pointers		Free throws		Rebounds				PF	A	T/O	BLK	STL	PTS	AVG
				FG-FGA	PCT	3FG-3FGA	PCT	FT-FTA	PCT	OFF	DEF	TOT	AVG							
Jacksonville	11/28/2020	*	21:40	2-10	.200	1-7	.143	0-0	.000	0	0	0	0.0	1	7	1	0	0	5	5.0
Baylor	12/01/2020	*	22:21	4-14	.286	1-8	.125	0-0	.000	3	3	6	3.0	2	4	4	0	0	9	7.0
Mississippi St.	12/05/2020	*	23:25	4-12	.333	1-5	.200	0-0	.000	2	1	3	3.0	3	0	1	0	0	9	7.7
Stetson	12/13/2020	*	22:24	5-10	.500	4-7	.571	2-2	1.000	1	3	4	3.3	1	1	1	2	1	16	9.8
at Memphis	12/16/2020	*	20:30	5-15	.333	1-7	.143	3-3	1.000	0	1	1	2.8	0	2	0	0	0	14	10.6
at Cincinnati	12/22/2020	*	14:37	3-5	.600	0-0	.000	1-2	.500	0	0	0	2.3	2	0	1	0	0	7	10.0
at Tulsa	12/30/2020		18:12	2-7	.286	2-4	.500	4-4	1.000	1	2	3	2.4	5	0	2	0	0	10	10.0
East Carolina	01/02/2021		18:15	2-8	.250	1-5	.200	2-2	1.000	0	0	0	2.1	2	1	2	0	0	7	9.6
<b>Totals</b>		<b>6</b>	<b>161:24</b>	<b>27-81</b>	<b>.333</b>	<b>11-43</b>	<b>.256</b>	<b>12-13</b>	<b>.923</b>	<b>7</b>	<b>10</b>	<b>17</b>	<b>2.1</b>	<b>16</b>	<b>15</b>	<b>12</b>	<b>2</b>	<b>1</b>	<b>77</b>	<b>9.6</b>

**Player Averages**

Games Played	Minutes/game	Points/game	FG Pct	3FG Pct	FT Pct	Rebounds/game	Assists/game	Turnovers/game	Assist/Turnover ratio	Steals/game	Blocks/game
8	20.2	9.6	33.3	25.6	92.3	2.1	1.9	1.5	1.3	0.1	0.3



2020-21 South Fla. Women's Basketball  
Individual Game-by-Game  
All games

Page 7/14  
as of Jan 03, 2021

#11 BLAGROVE, Jade

Opponent	Date	GS	MIN	Total		3-Pointers		Free throws		Rebounds							
				FG-FGA	PCT	3FG-3FGA	PCT	FT-FTA	PCT	OFF	DEF	TOT	AVG	PF	A	T/O	BLK
Jacksonville	11/28/2020		01:55	0-0	.000	0-0	.000	0-0	.000	0	0	0	0.0	0	0	1	0
Stetson	12/13/2020		03:12	1-1	1.000	0-0	.000	3-4	.750	2	0	2	1.0	0	0	1	0
Totals		0	05:07	1-1	1.000	0-0	.000	3-4	.750	2	0	2	1.0	0	0	2	0

Player Averages

Games Played	Minutes/game	Points/game	FG Pct	3FG Pct	FT Pct	Rebounds/game	Assists/game	Turnovers/game	Assist/Turnover ratio	Steals/game	Blocks/game
2	2.6	2.5	100.0	0.0	75.0	1.0	0.0	1.0	0.0	0.5	0.0



**2020-21 South Fla. Women's Basketball**  
**Individual Game-by-Game**  
**All games**

Page 8/14  
as of Jan 03, 2021

**#12 BERMEJO, Cristina**

Opponent	Date	GS	MIN	Total		3-Pointers		Free throws		Rebounds				PF	A	T/O	BLK	STL	PTS	AVG
				FG-FGA	PCT	3FG-3FGA	PCT	FT-FTA	PCT	OFF	DEF	TOT	AVG							
Jacksonville	11/28/2020		16:14	0-3	.000	0-2	.000	0-0	.000	0	3	3	3.0	2	2	2	0	0	0	0.0
Baylor	12/01/2020		06:54	1-1	1.000	0-0	.000	0-0	.000	2	0	2	2.5	2	0	0	0	0	2	1.0
Mississippi St.	12/05/2020		07:55	1-3	.333	0-1	.000	2-2	1.000	0	3	3	2.7	2	0	0	0	1	4	2.0
Stetson	12/13/2020		14:22	3-7	.429	0-0	.000	4-4	1.000	2	1	3	2.8	0	2	1	0	0	10	4.0
at Memphis	12/16/2020		05:13	0-0	.000	0-0	.000	0-0	.000	0	2	2	2.6	0	0	0	0	0	0	3.2
at Cincinnati	12/22/2020		04:32	0-0	.000	0-0	.000	0-0	.000	1	0	1	2.3	2	1	0	0	0	0	2.7
at Tulsa	12/30/2020	*	18:29	0-2	.000	0-1	.000	0-0	.000	1	4	5	2.7	0	0	1	2	0	0	2.3
East Carolina	01/02/2021		04:08	0-1	.000	0-1	.000	0-0	.000	0	2	2	2.6	2	0	0	0	0	0	2.0
<b>Totals</b>		<b>1</b>	<b>77:47</b>	<b>5-17</b>	<b>.294</b>	<b>0-5</b>	<b>.000</b>	<b>6-6</b>	<b>1.000</b>	<b>6</b>	<b>15</b>	<b>21</b>	<b>2.6</b>	<b>10</b>	<b>5</b>	<b>4</b>	<b>2</b>	<b>1</b>	<b>16</b>	<b>2.0</b>

**Player Averages**

Games Played	Minutes/game	Points/game	FG Pct	3FG Pct	FT Pct	Rebounds/game	Assists/game	Turnovers/game	Assist/Turnover ratio	Steals/game	Blocks/game
8	9.7	2.0	29.4	0.0	100.0	2.6	0.6	0.5	1.3	0.1	0.3





2020-21 South Fla. Women's Basketball  
Individual Game-by-Game  
All games

Page 9/14  
as of Jan 03, 2021

#13 GUERREIRO, Sara

Opponent	Date	GS	MIN	Total		3-Pointers		Free throws		Rebounds											
				FG-FGA	PCT	3FG-3FGA	PCT	FT-FTA	PCT	OFF	DEF	TOT	AVG	PF	A	T/O	BLK	STL	PTS	AVG	
Jacksonville	11/28/2020		12:09	3-5	.600	0-0	.000	0-0	.000	2	1	3	3.0	0	1	1	0	0	6	6.0	
Baylor	12/01/2020		01:39	0-0	.000	0-0	.000	0-0	.000	0	0	0	1.5	0	0	0	0	0	0	3.0	
Mississippi St.	12/05/2020		00:13	0-0	.000	0-0	.000	0-0	.000	0	0	0	1.0	0	0	0	0	0	0	2.0	
Stetson	12/13/2020		10:54	1-6	.167	0-3	.000	0-0	.000	1	0	1	1.0	0	0	1	0	0	2	2.0	
Totals		0	24:55	4-11	.364	0-3	.000	0-0	.000	3	1	4	1.0	0	1	2	0	0	8	2.0	

Player Averages

Games Played	Minutes/game	Points/game	FG Pct	3FG Pct	FT Pct	Rebounds/game	Assists/game	Turnovers/game	Assist/Turnover ratio	Steals/game	Blocks/game
4	6.2	2.0	36.4	0.0	0.0	1.0	0.3	0.5	0.5	0.0	0.0



**2020-21 South Fla. Women's Basketball**  
**Individual Game-by-Game**  
**All games**

Page 10/14  
as of Jan 03, 2021

**#20 MUNUNGA, Bethy**

Opponent	Date	GS	MIN	Total		3-Pointers		Free throws		Rebounds				PF	A	T/O	BLK	STL	PTS	AVG
				FG-FGA	PCT	3FG-3FGA	PCT	FT-FTA	PCT	OFF	DEF	TOT	AVG							
Jacksonville	11/28/2020	*	24:57	2-4	.500	0-0	.000	1-2	.500	5	6	11	11.0	4	2	1	2	0	5	5.0
Baylor	12/01/2020	*	33:06	5-5	1.000	3-3	1.000	0-0	.000	2	8	10	10.5	5	0	1	0	0	13	9.0
Mississippi St.	12/05/2020	*	40:45	2-10	.200	0-2	.000	4-5	.800	6	6	12	11.0	3	1	1	1	1	8	8.7
Stetson	12/13/2020	*	22:26	4-8	.500	0-0	.000	3-4	.750	2	9	11	11.0	1	4	1	0	1	11	9.3
at Memphis	12/16/2020	*	31:15	1-5	.200	0-0	.000	0-2	.000	7	3	10	10.8	3	1	3	0	2	2	7.8
at Cincinnati	12/22/2020	*	34:15	3-5	.600	0-0	.000	7-10	.700	2	12	14	11.3	4	2	4	2	0	13	8.7
at Tulsa	12/30/2020	*	18:21	5-7	.714	0-1	.000	1-3	.333	0	7	7	10.7	2	1	1	1	0	11	9.0
East Carolina	01/02/2021	*	36:25	7-11	.636	0-1	.000	9-12	.750	6	15	21	12.0	3	1	4	1	3	23	10.8
<b>Totals</b>		<b>8</b>	<b>241:30</b>	<b>29-55</b>	<b>.527</b>	<b>3-7</b>	<b>.429</b>	<b>25-38</b>	<b>.658</b>	<b>30</b>	<b>66</b>	<b>96</b>	<b>12.0</b>	<b>25</b>	<b>12</b>	<b>16</b>	<b>7</b>	<b>7</b>	<b>86</b>	<b>10.8</b>

**Player Averages**

Games Played	Minutes/game	Points/game	FG Pct	3FG Pct	FT Pct	Rebounds/game	Assists/game	Turnovers/game	Assist/Turnover ratio	Steals/game	Blocks/game
8	30.2	10.8	52.7	42.9	65.8	12.0	1.5	2.0	0.8	0.9	0.9



**2020-21 South Fla. Women's Basketball**  
**Individual Game-by-Game**  
**All games**

Page 11/14  
as of Jan 03, 2021

**#21 LEVERETT, Shae**

Opponent	Date	GS	MIN	Total		3-Pointers		Free throws		Rebounds				PF	A	T/O	BLK	STL	PTS	AVG
				FG-FGA	PCT	3FG-3FGA	PCT	FT-FTA	PCT	OFF	DEF	TOT	AVG							
Jacksonville	11/28/2020	*	12:03	1-3	.333	0-0	.000	5-6	.833	5	4	9	9.0	4	1	0	0	0	7	7.0
Baylor	12/01/2020	*	32:44	1-3	.333	0-0	.000	1-2	.500	1	2	3	6.0	3	0	0	0	1	3	5.0
Mississippi St.	12/05/2020	*	43:50	3-3	1.000	0-0	.000	0-2	.000	6	2	8	6.7	3	1	2	2	2	6	5.3
Stetson	12/13/2020	*	20:25	5-7	.714	0-0	.000	2-6	.333	3	1	4	6.0	3	0	0	0	0	12	7.0
at Memphis	12/16/2020	*	24:44	3-7	.429	0-0	.000	1-2	.500	5	1	6	6.0	3	0	1	4	0	7	7.0
at Cincinnati	12/22/2020	*	22:39	1-2	.500	0-0	.000	2-4	.500	3	3	6	6.0	5	0	1	1	0	4	6.5
at Tulsa	12/30/2020		24:13	1-2	.500	0-0	.000	0-4	.000	5	3	8	6.3	2	0	0	0	0	2	5.9
East Carolina	01/02/2021	*	21:17	2-3	.667	0-0	.000	3-6	.500	5	2	7	6.4	4	0	2	2	0	7	6.0
<b>Totals</b>		<b>7</b>	<b>201:54</b>	<b>17-30</b>	<b>.567</b>	<b>0-0</b>	<b>.000</b>	<b>14-32</b>	<b>.438</b>	<b>33</b>	<b>18</b>	<b>51</b>	<b>6.4</b>	<b>27</b>	<b>2</b>	<b>6</b>	<b>9</b>	<b>3</b>	<b>48</b>	<b>6.0</b>

**Player Averages**

Games Played	Minutes/game	Points/game	FG Pct	3FG Pct	FT Pct	Rebounds/game	Assists/game	Turnovers/game	Assist/Turnover ratio	Steals/game	Blocks/game
8	25.2	6.0	56.7	0.0	43.8	6.4	0.3	0.8	0.3	0.4	1.1



**2020-21 South Fla. Women's Basketball**  
**Individual Game-by-Game**  
**All games**

Page 12/14  
as of Jan 03, 2021

**#22 BRABENCOVA, Kristyna**

Opponent	Date	GS	MIN	Total		3-Pointers		Free throws		Rebounds				PF	A	T/O	BLK	STL	PTS	AVG
				FG-FGA	PCT	3FG-3FGA	PCT	FT-FTA	PCT	OFF	DEF	TOT	AVG							
Jacksonville	11/28/2020		23:17	7-16	.438	4-8	.500	0-0	.000	1	2	3	3.0	1	3	0	1	1	18	18.0
Baylor	12/01/2020		13:05	0-3	.000	0-1	.000	2-2	1.000	0	0	0	1.5	2	1	5	1	0	2	10.0
Mississippi St.	12/05/2020		10:36	3-10	.300	1-4	.250	2-2	1.000	0	2	2	1.7	5	1	1	0	0	9	9.7
Stetson	12/13/2020		14:25	2-10	.200	1-4	.250	0-0	.000	3	5	8	3.3	1	1	2	0	0	5	8.5
at Memphis	12/16/2020		14:28	0-4	.000	0-2	.000	0-0	.000	0	0	0	2.6	0	0	0	0	1	0	6.8
at Cincinnati	12/22/2020		17:46	3-8	.375	1-2	.500	3-4	.750	3	3	6	3.2	1	0	1	0	0	10	7.3
at Tulsa	12/30/2020		19:18	2-9	.222	0-2	.000	1-1	1.000	1	4	5	3.4	1	0	1	1	0	5	7.0
East Carolina	01/02/2021	*	22:34	1-6	.167	1-3	.333	0-0	.000	0	3	3	3.4	2	3	2	0	1	3	6.5
<b>Totals</b>		<b>1</b>	<b>135:29</b>	<b>18-66</b>	<b>.273</b>	<b>8-26</b>	<b>.308</b>	<b>8-9</b>	<b>.889</b>	<b>8</b>	<b>19</b>	<b>27</b>	<b>3.4</b>	<b>13</b>	<b>9</b>	<b>12</b>	<b>3</b>	<b>3</b>	<b>52</b>	<b>6.5</b>

**Player Averages**

Games Played	Minutes/game	Points/game	FG Pct	3FG Pct	FT Pct	Rebounds/game	Assists/game	Turnovers/game	Assist/Turnover ratio	Steals/game	Blocks/game
8	16.9	6.5	27.3	30.8	88.9	3.4	1.1	1.5	0.8	0.4	0.4



2020-21 South Fla. Women's Basketball  
Individual Game-by-Game  
All games

Page 13/14  
as of Jan 03, 2021

#24 RODRIGUEZ, Angelee

Opponent	Date	GS	MIN	Total		3-Pointers		Free throws		Rebounds				PF	A	T/O	BLK	STL	PTS	AVG
				FG-FGA	PCT	3FG-3FGA	PCT	FT-FTA	PCT	OFF	DEF	TOT	AVG							
Jacksonville	11/28/2020		01:55	0-0	.000	0-0	.000	0-0	.000	0	1	1	1.0	0	0	0	0	0	0	0.0
Stetson	12/13/2020		04:38	1-4	.250	0-0	.000	0-0	.000	0	2	2	1.5	0	0	0	0	0	2	1.0
Totals		0	06:33	1-4	.250	0-0	.000	0-0	.000	0	3	3	1.5	0	0	0	0	0	2	1.0

Player Averages

Games Played	Minutes/game	Points/game	FG Pct	3FG Pct	FT Pct	Rebounds/game	Assists/game	Turnovers/game	Assist/Turnover ratio	Steals/game	Blocks/game
2	3.3	1.0	25.0	0.0	0.0	1.5	0.0	0.0	0.0	0.0	0.0





**2020-21 South Fla. Women's Basketball**  
**Individual Game-by-Game**  
**All games**

Page 14/14  
as of Jan 03, 2021

**#31 JORDAO, Beatriz**

Opponent	Date	GS	MIN	Total		3-Pointers		Free throws		Rebounds				PF	A	T/O	BLK	STL	PTS	AVG
				FG-FGA	PCT	3FG-3FGA	PCT	FT-FTA	PCT	OFF	DEF	TOT	AVG							
Jacksonville	11/28/2020		26:02	6-7	.857	0-0	.000	0-0	.000	2	12	14	14.0	0	1	0	4	0	12	12.0
Baylor	12/01/2020		07:16	1-3	.333	0-0	.000	0-0	.000	0	0	0	7.0	1	0	0	0	1	2	7.0
Stetson	12/13/2020		14:57	1-4	.250	0-0	.000	1-2	.500	4	6	10	8.0	2	3	4	2	0	3	5.7
at Memphis	12/16/2020		20:03	5-8	.625	0-0	.000	0-0	.000	2	4	6	7.5	4	1	0	2	0	10	6.8
at Cincinnati	12/22/2020		13:29	1-1	1.000	0-0	.000	0-0	.000	0	2	2	6.4	0	1	1	1	0	2	5.8
at Tulsa	12/30/2020	*	12:31	3-6	.500	0-0	.000	0-0	.000	0	6	6	6.3	0	0	1	1	0	6	5.8
East Carolina	01/02/2021		14:34	3-4	.750	0-0	.000	2-2	1.000	0	3	3	5.9	1	1	0	0	0	8	6.1
<b>Totals</b>		<b>1</b>	<b>108:53</b>	<b>20-33</b>	<b>.606</b>	<b>0-0</b>	<b>.000</b>	<b>3-4</b>	<b>.750</b>	<b>8</b>	<b>33</b>	<b>41</b>	<b>5.9</b>	<b>8</b>	<b>7</b>	<b>6</b>	<b>10</b>	<b>1</b>	<b>43</b>	<b>6.1</b>

**Player Averages**

Games Played	Minutes/game	Points/game	FG Pct	3FG Pct	FT Pct	Rebounds/game	Assists/game	Turnovers/game	Assist/Turnover ratio	Steals/game	Blocks/game
7	15.6	6.1	60.6	0.0	75.0	5.9	1.0	0.9	1.2	0.1	1.4



**2020-21 South Fla. Women's Basketball**  
**Player Highs Analysis**  
**All games**

Page 1/2  
as of Jan 03, 2021

**South Fla. - Individual Game Highs**

<b>POINTS</b>	23		Bethy Mununga vs East Carolina (01/02/2021)
	21		Sydni Harvey at Cincinnati (12/22/2020)
	19		Elisa Pinzan at Memphis (12/16/2020)
	18		Maria Alvarez vs Baylor (12/01/2020)
	18		Kristyna Brabencova vs Jacksonville (11/28/2020)
<b>FIELD GOALS MADE</b>	7		Bethy Mununga vs East Carolina (01/02/2021)
	7		Sydni Harvey at Cincinnati (12/22/2020)
	7		Kristyna Brabencova vs Jacksonville (11/28/2020)
<b>FIELD GOAL ATTEMPTS</b>	16		Kristyna Brabencova vs Jacksonville (11/28/2020)
	15		Sydni Harvey at Cincinnati (12/22/2020)
	15		Elena Tsineke at Memphis (12/16/2020)
<b>FIELD GOAL PERCENTAGE (min 5 made)</b>	1.000	(5-5)	Bethy Mununga vs Baylor (12/01/2020)
	.857	(6-7)	Beatriz Jordao vs Jacksonville (11/28/2020)
<b>3 PT FG MADE</b>	5		Sydni Harvey at Cincinnati (12/22/2020)
	4		Elena Tsineke vs Stetson (12/13/2020)
	4		Maria Alvarez vs Baylor (12/01/2020)
	4		Kristyna Brabencova vs Jacksonville (11/28/2020)
<b>3 PT FG ATTEMPTS</b>	11		Sydni Harvey at Cincinnati (12/22/2020)
	8		Elena Tsineke vs Baylor (12/01/2020)
	8		Kristyna Brabencova vs Jacksonville (11/28/2020)
<b>3 PT FG PERCENTAGE (min 2 made)</b>	1.000	(3-3)	Bethy Mununga vs Baylor (12/01/2020)
	.667	(4-6)	Maria Alvarez vs Baylor (12/01/2020)
<b>FREE THROWS MADE</b>	9		Bethy Mununga vs East Carolina (01/02/2021)
	8		Sydni Harvey vs East Carolina (01/02/2021)
<b>FREE THROW ATTEMPTS</b>	12		Bethy Mununga vs East Carolina (01/02/2021)
	10		Sydni Harvey vs East Carolina (01/02/2021)
	10		Bethy Mununga at Cincinnati (12/22/2020)
<b>FREE THROW PERCENTAGE (min 3 made)</b>	1.000	(4-4)	Maria Alvarez vs East Carolina (01/02/2021)
	1.000	(4-4)	Elena Tsineke at Tulsa (12/30/2020)
	1.000	(4-4)	Cristina Bermejo vs Stetson (12/13/2020)
	1.000	(4-4)	Maria Alvarez vs Baylor (12/01/2020)
	1.000	(3-3)	Elena Tsineke at Memphis (12/16/2020)
<b>REBOUNDS</b>	21		Bethy Mununga vs East Carolina (01/02/2021)
	14		Bethy Mununga at Cincinnati (12/22/2020)
	14		Beatriz Jordao vs Jacksonville (11/28/2020)
<b>ASSISTS</b>	11		Elisa Pinzan at Cincinnati (12/22/2020)
	9		Elisa Pinzan vs Mississippi St. (12/05/2020)
<b>STEALS</b>	3		Bethy Mununga vs East Carolina (01/02/2021)
	3		Elisa Pinzan vs Mississippi St. (12/05/2020)
<b>BLOCKED SHOTS</b>	4		Shae Leverett at Memphis (12/16/2020)
	4		Beatriz Jordao vs Jacksonville (11/28/2020)
<b>TURNOVERS</b>	5		Kristyna Brabencova vs Baylor (12/01/2020)
	4		Bethy Mununga vs East Carolina (01/02/2021)
	4		Bethy Mununga at Cincinnati (12/22/2020)
	4		Beatriz Jordao vs Stetson (12/13/2020)
	4		Elena Tsineke vs Baylor (12/01/2020)
<b>FOULS</b>	5		Elena Tsineke at Tulsa (12/30/2020)
	5		Shae Leverett at Cincinnati (12/22/2020)
	5		Maria Alvarez vs Mississippi St. (12/05/2020)
	5		Kristyna Brabencova vs Mississippi St. (12/05/2020)
	5		Bethy Mununga vs Baylor (12/01/2020)



**2020-21 South Fla. Women's Basketball  
Player Highs Analysis  
All games**

Page 2/2  
as of Jan 03, 2021

**Opponent - Individual Game Highs**

<b>POINTS</b>	32		Ilmar'I Thomas at Cincinnati (12/22/2020)
	25		Queen Egbo vs Baylor (12/01/2020)
	20		Dulcy Mendjiadeu Fankam at Memphis (12/16/2020)
	18		Rickeya Jackson vs Mississippi St. (12/05/2020)
	17		Aliyah Matharu vs Mississippi St. (12/05/2020)
<b>FIELD GOALS MADE</b>	13		Ilmar'I Thomas at Cincinnati (12/22/2020)
	10		Queen Egbo vs Baylor (12/01/2020)
<b>FIELD GOAL ATTEMPTS</b>	20		Ilmar'I Thomas at Cincinnati (12/22/2020)
	20		Rickeya Jackson vs Mississippi St. (12/05/2020)
<b>FIELD GOAL PERCENTAGE (min 5 made)</b>	.857	(6-7)	Arame Niang at Cincinnati (12/22/2020)
	.700	(7-10)	Alana Davis at Memphis (12/16/2020)
<b>3 PT FG MADE</b>	3		Madi Washington at Tulsa (12/30/2020)
	2		Shekinah Rachel vs Jacksonville (11/28/2020)
<b>3 PT FG ATTEMPTS</b>	9		Wyvette Mayberry at Tulsa (12/30/2020)
	7		Yazz Wazeerud-Din vs Stetson (12/13/2020)
<b>3 PT FG PERCENTAGE (min 2 made)</b>	.667	(2-3)	Shekinah Rachel vs Jacksonville (11/28/2020)
	.600	(3-5)	Madi Washington at Tulsa (12/30/2020)
<b>FREE THROWS MADE</b>	8		Aliyah Matharu vs Mississippi St. (12/05/2020)
	6		Ilmar'I Thomas at Cincinnati (12/22/2020)
<b>FREE THROW ATTEMPTS</b>	10		Ilmar'I Thomas at Cincinnati (12/22/2020)
	9		Rickeya Jackson vs Mississippi St. (12/05/2020)
	9		Aliyah Matharu vs Mississippi St. (12/05/2020)
<b>FREE THROW PERCENTAGE (min 3 made)</b>	1.000	(4-4)	Coriah Beck at Memphis (12/16/2020)
	1.000	(4-4)	NaLyssa Smith vs Baylor (12/01/2020)
<b>REBOUNDS</b>	14		Dulcy Mendjiadeu Fankam at Memphis (12/16/2020)
	11		Queen Egbo vs Baylor (12/01/2020)
<b>ASSISTS</b>	7		Aerial Wilson at Memphis (12/16/2020)
	7		DiDi Richards vs Baylor (12/01/2020)
<b>STEALS</b>	4		Lashonda Monk vs East Carolina (01/02/2021)
	4		Ilmar'I Thomas at Cincinnati (12/22/2020)
<b>BLOCKED SHOTS</b>	3		Queen Egbo vs Baylor (12/01/2020)
	2		Jillian Hayes at Cincinnati (12/22/2020)
	2		Yemiyah Morris vs Mississippi St. (12/05/2020)
<b>TURNOVERS</b>	9		Rickeya Jackson vs Mississippi St. (12/05/2020)
	6		Tonysha Curry vs Stetson (12/13/2020)
<b>FOULS</b>	5		Destiny Haymer at Cincinnati (12/22/2020)
	5		Arame Niang at Cincinnati (12/22/2020)
	5		Madison Griggs at Memphis (12/16/2020)
	5		Dulcy Mendjiadeu Fankam at Memphis (12/16/2020)
	5		Shania Edgecombe vs Stetson (12/13/2020)
	5		Jessika Carter vs Mississippi St. (12/05/2020)



**2020-21 South Fla. Women's Basketball  
Individual Career Summaries  
All games**

Page 1/7  
as of Jan 03, 2021

**ALVAREZ, Maria**

				Field Goals		3-Point		F-Throws		Rebounds									Scoring	
SEASON	TEAM	GP-GS	MIN/AVG	FG-FGA	FG%	3FG-FGA	3FG%	FT-FTA	FT%	OFF	DEF	TOT	AVG	PF-FO	AST	TO	BLK	STL	PTS	AVG
2019-20	USF	15-8	410/27.3	44-131	.336	34-108	.315	10-20	.500	7	37	44	2.9	26-1	49	25	0	15	132	8.8
2020-21	USF	7-0	129/18.4	16-41	.390	14-32	.438	12-16	.750	4	15	19	2.7	14-1	7	9	0	3	58	8.3
TOTAL		22-8	538/24.5	60-172	.349	48-140	.343	22-36	.611	11	52	63	2.9	40-2	56	34	0	18	190	8.6

**Single Game Highs**

Statistic	Value	
Points	20	vs VCU 11/15/19
Rebounds	6	vs Mississippi St. 12/19/19, at UNLV 12/21/19
Assists	6	vs FGCU 11/29/19, vs Mississippi St. 12/19/19
Steals	2	4 times
FG Made	7	vs VCU 11/15/19
FG Attempts	14	vs Notre Dame 11/30/19
3FG Made	6	vs Alabama St. 12/06/19
3FG Attempts	13	vs Notre Dame 11/30/19
FT Made	4	vs Baylor 12/01/20, vs East Carolina 01/02/21
FT Attempts	4	5 times

**BERMEJO, Cristina**

				Field Goals		3-Point		F-Throws		Rebounds										Scoring	
SEASON	TEAM	GP-GS	MIN/AVG	FG-FGA	FG%	3FG-FGA	3FG%	FT-FTA	FT%	OFF	DEF	TOT	AVG	PF-FO	AST	TO	BLK	STL	PTS	AVG	
2019-20	USF	24-1	241/10.0	17-52	.327	6-22	.273	10-16	.625	13	33	46	1.9	29-0	18	29	5	14	50	2.1	
2020-21	USF	8-1	78/9.7	5-17	.294	0-5	.000	6-6	1.000	6	15	21	2.6	10-0	5	4	2	1	16	2.0	
TOTAL		32-2	319/10.0	22-69	.319	6-27	.222	16-22	.727	19	48	67	2.1	39-0	23	33	7	15	66	2.1	

**Single Game Highs**

Statistic	Value	
Points	10	vs Idaho 12/15/19, vs Stetson 12/13/20
Rebounds	5	4 times
Assists	5	at Memphis 02/22/20
Steals	2	at Memphis 02/22/20, at Tulane 02/13/20, vs Saint Francis (PA) 11/24/19
Blocks	2	vs Jacksonville 11/05/19, vs Alabama St. 12/06/19, at Tulsa 12/30/20
FG Made	4	vs SMU 02/29/20, vs Idaho 12/15/19
FG Attempts	9	vs Idaho 12/15/19
3FG Made	2	vs Idaho 12/15/19
3FG Attempts	5	vs Idaho 12/15/19
FT Made	4	vs Stetson 12/13/20
FT Attempts	4	vs Stetson 12/13/20



**2020-21 South Fla. Women's Basketball  
Individual Career Summaries  
All games**

Page 2/7  
as of Jan 03, 2021

**BLAGROVE, Jade**

				Field Goals		3-Point		F-Throws		Rebounds										Scoring	
SEASON	TEAM	GP-GS	MIN/AVG	FG-FGA	FG%	3FG-FGA	3FG%	FT-FTA	FT%	OFF	DEF	TOT	AVG	PF-FO	AST	TO	BLK	STL	PTS	AVG	
2020-21	USF	2-0	5/2.6	1-1	1.000	0-0	.000	3-4	.750	2	0	2	1.0	0-0	0	2	0	1	5	2.5	
TOTAL		2-0	5/2.6	1-1	1.000	0-0	.000	3-4	.750	2	0	2	1.0	0-0	0	2	0	1	5	2.5	

**Single Game Highs**

Statistic	Value	
Points	5	vs Stetson 12/13/20
Rebounds	2	vs Stetson 12/13/20
Steals	1	vs Jacksonville 11/28/20
FG Made	1	vs Stetson 12/13/20
FG Attempts	1	vs Stetson 12/13/20
FT Made	3	vs Stetson 12/13/20
FT Attempts	4	vs Stetson 12/13/20

**BRABENCOVA, Kristyna**

				Field Goals		3-Point		F-Throws		Rebounds										Scoring	
SEASON	TEAM	GP-GS	MIN/AVG	FG-FGA	FG%	3FG-FGA	3FG%	FT-FTA	FT%	OFF	DEF	TOT	AVG	PF-FO	AST	TO	BLK	STL	PTS	AVG	
2019-20	USF	25-14	600/24.0	66-216	.306	25-96	.260	19-30	.633	31	55	86	3.4	64-1	43	49	19	16	176	7.0	
2020-21	USF	8-1	135/16.9	18-66	.273	8-26	.308	8-9	.889	8	19	27	3.4	13-1	9	12	3	3	52	6.5	
TOTAL		33-15	736/22.3	84-282	.298	33-122	.270	27-39	.692	39	74	113	3.4	77-2	52	61	22	19	228	6.9	

**Single Game Highs**

Statistic	Value	
Points	18	vs Jacksonville 11/28/20
Rebounds	11	vs Idaho 12/15/19
Assists	7	vs Cincinnati 01/05/20
Steals	3	vs VCU 11/15/19, at Tulsa 01/12/20
Blocks	3	vs Mississippi St. 12/19/19, vs Brown 12/30/19
FG Made	7	vs Brown 12/30/19, vs Jacksonville 11/28/20
FG Attempts	16	vs Mississippi St. 12/19/19, vs Cincinnati 01/05/20, vs Jacksonville 11/28/20
3FG Made	4	vs Alabama St. 12/06/19, vs Jacksonville 11/28/20
3FG Attempts	9	vs Alabama St. 12/06/19
FT Made	5	vs Howard 11/12/19
FT Attempts	6	vs Howard 11/12/19





**2020-21 South Fla. Women's Basketball**  
**Individual Career Summaries**  
**All games**

Page 3/7  
as of Jan 03, 2021

**GUERREIRO, Sara**

				Field Goals		3-Point		F-Throws		Rebounds									Scoring	
SEASON	TEAM	GP-GS	MIN/AVG	FG-FGA	FG%	3FG-FGA	3FG%	FT-FTA	FT%	OFF	DEF	TOT	AVG	PF-FO	AST	TO	BLK	STL	PTS	AVG
2020-21	USF	4-0	25/6.2	4-11	.364	0-3	.000	0-0	.000	3	1	4	1.0	0-0	1	2	0	0	8	2.0
<b>TOTAL</b>		<b>4-0</b>	<b>25/6.2</b>	<b>4-11</b>	<b>.364</b>	<b>0-3</b>	<b>.000</b>	<b>0-0</b>	<b>.000</b>	<b>3</b>	<b>1</b>	<b>4</b>	<b>1.0</b>	<b>0-0</b>	<b>1</b>	<b>2</b>	<b>0</b>	<b>0</b>	<b>8</b>	<b>2.0</b>

**Single Game Highs**

Statistic	Value	
Points	6	vs Jacksonville 11/28/20
Rebounds	3	vs Jacksonville 11/28/20
Assists	1	vs Jacksonville 11/28/20
FG Made	3	vs Jacksonville 11/28/20
FG Attempts	6	vs Stetson 12/13/20
3FG Attempts	3	vs Stetson 12/13/20

**HARVEY, Sydney**

				Field Goals		3-Point		F-Throws		Rebounds									Scoring	
SEASON	TEAM	GP-GS	MIN/AVG	FG-FGA	FG%	3FG-FGA	3FG%	FT-FTA	FT%	OFF	DEF	TOT	AVG	PF-FO	AST	TO	BLK	STL	PTS	AVG
2018-19	USF	32-24	964/30.1	120-371	.323	45-131	.344	90-107	.841	30	53	83	2.6	72-4	82	93	2	21	375	11.7
2019-20	USF	22-16	582/26.5	73-205	.356	39-97	.402	74-88	.841	11	23	34	1.5	40-1	30	44	4	20	259	11.8
2020-21	USF	8-8	192/24.0	25-77	.325	14-46	.304	28-38	.737	10	9	19	2.4	10-0	15	12	1	8	92	11.5
<b>TOTAL</b>		<b>62-48</b>	<b>1738/28.0</b>	<b>218-653</b>	<b>.334</b>	<b>98-274</b>	<b>.358</b>	<b>192-233</b>	<b>.824</b>	<b>51</b>	<b>85</b>	<b>136</b>	<b>2.2</b>	<b>122-5</b>	<b>127</b>	<b>149</b>	<b>7</b>	<b>49</b>	<b>726</b>	<b>11.7</b>

**Single Game Highs**

Statistic	Value	
Points	28	vs Tulane 03/07/20
Rebounds	7	vs Memphis 01/23/19
Assists	6	vs Vermont 12/17/18
Steals	2	14 times
Blocks	1	7 times
FG Made	9	vs Tulane 01/19/19
FG Attempts	21	vs Oklahoma 11/18/18
3FG Made	7	vs Temple 02/09/20
3FG Attempts	11	at Cincinnati 12/22/20
FT Made	10	vs Tulane 03/07/20
FT Attempts	12	vs Tulane 03/07/20



**2020-21 South Fla. Women's Basketball**  
**Individual Career Summaries**  
**All games**

Page 4/7  
as of Jan 03, 2021

**JORDAO, Beatriz**

				Field Goals		3-Point		F-Throws		Rebounds										Scoring	
SEASON	TEAM	GP-GS	MIN/AVG	FG-FGA	FG%	3FG-FGA	3FG%	FT-FTA	FT%	OFF	DEF	TOT	AVG	PF-FO	AST	TO	BLK	STL	PTS	AVG	
2018-19	USF	12-12	248/20.7	59-91	.648	0-0	.000	17-26	.654	21	47	68	5.7	31-0	5	20	23	5	135	11.3	
2019-20	USF	30-10	334/11.1	36-98	.367	0-1	.000	16-24	.667	31	57	88	2.9	35-0	13	28	17	7	88	2.9	
2020-21	USF	7-1	109/15.6	20-33	.606	0-0	.000	3-4	.750	8	33	41	5.9	8-0	7	6	10	1	43	6.1	
TOTAL		49-23	692/14.1	115-222	.518	0-1	.000	36-54	.667	60	137	197	4.0	74-0	25	54	50	13	266	5.4	

**Single Game Highs**

Statistic	Value	
Points	18	vs North Carolina 11/23/18
Rebounds	14	vs Jacksonville 11/28/20
Assists	3	vs Stetson 12/13/20
Steals	2	at Memphis 02/22/20
Blocks	4	4 times
FG Made	8	at Ohio St. 11/06/18, vs North Carolina 11/23/18, vs New Hampshire 11/30/18
FG Attempts	11	vs New Hampshire 11/30/18
3FG Attempts	1	at Memphis 02/22/20
FT Made	4	vs Kentucky 11/22/18, vs UConn 03/08/20
FT Attempts	8	vs Kentucky 11/22/18

**LAZIC, Mihaela**

				Field Goals		3-Point		F-Throws		Rebounds										Scoring	
SEASON	TEAM	GP-GS	MIN/AVG	FG-FGA	FG%	3FG-FGA	3FG%	FT-FTA	FT%	OFF	DEF	TOT	AVG	PF-FO	AST	TO	BLK	STL	PTS	AVG	
2019-20	USF	1-0	8/8.5	0-1	.000	0-1	.000	0-0	.000	0	2	2	2.0	1-0	0	0	0	0	0	0.0	
2020-21	USF	8-0	45/5.6	4-10	.400	0-4	.000	1-2	.500	1	4	5	0.6	3-0	12	7	0	1	9	1.1	
TOTAL		9-0	53/5.9	4-11	.364	0-5	.000	1-2	.500	1	6	7	0.8	4-0	12	7	0	1	9	1.0	

**Single Game Highs**

Statistic	Value	
Points	6	vs Jacksonville 11/28/20
Rebounds	3	vs Stetson 12/13/20
Assists	5	vs Jacksonville 11/28/20
Steals	1	at Tulsa 12/30/20
FG Made	3	vs Jacksonville 11/28/20
FG Attempts	6	vs Jacksonville 11/28/20
3FG Attempts	3	vs Jacksonville 11/28/20
FT Made	1	vs Stetson 12/13/20
FT Attempts	2	vs Stetson 12/13/20



**2020-21 South Fla. Women's Basketball  
Individual Career Summaries  
All games**

Page 5/7  
as of Jan 03, 2021

**LEVERETT, Shae**

SEASON	TEAM	GP-GS	MIN/AVG	Field Goals		3-Point		F-Throws		Rebounds									Scoring	
				FG-FGA	FG%	3FG-FGA	3FG%	FT-FTA	FT%	OFF	DEF	TOT	AVG	PF-FO	AST	TO	BLK	STL	PTS	AVG
2017-18	USF	27-0	290/10.7	19-29	.655	0-0	.000	9-18	.500	29	35	64	2.4	38-1	4	11	8	6	47	1.7
2018-19	USF	35-24	938/26.8	91-160	.569	0-1	.000	78-120	.650	115	146	261	7.5	88-1	22	51	55	19	260	7.4
2019-20	USF	31-12	709/22.9	66-102	.647	0-0	.000	41-81	.506	98	98	196	6.3	77-6	10	35	18	19	173	5.6
2020-21	USF	8-7	202/25.2	17-30	.567	0-0	.000	14-32	.438	33	18	51	6.4	27-1	2	6	9	3	48	6.0
<b>TOTAL</b>		<b>101-43</b>	<b>2139/21.2</b>	<b>193-321</b>	<b>.601</b>	<b>0-1</b>	<b>.000</b>	<b>142-251</b>	<b>.566</b>	<b>275</b>	<b>297</b>	<b>572</b>	<b>5.7</b>	<b>230-9</b>	<b>38</b>	<b>103</b>	<b>90</b>	<b>47</b>	<b>528</b>	<b>5.2</b>

**Single Game Highs**

Statistic	Value	
Points	20	vs Wichita St. 02/23/19
Rebounds	18	vs Wichita St. 02/23/19
Assists	3	at East Carolina 02/20/19
Steals	3	vs UConn 03/04/19
Blocks	7	vs Memphis 01/23/19
FG Made	6	vs Vermont 12/17/18, at James Madison 03/24/19, vs Arkansas St. 11/17/17
FG Attempts	10	vs Wichita St. 02/23/19
3FG Attempts	1	at Houston 02/27/19
FT Made	10	vs Wichita St. 02/23/19
FT Attempts	12	at SMU 01/26/19

**MUNUNGA, Bethy**

SEASON	TEAM	GP-GS	MIN/AVG	Field Goals		3-Point		F-Throws		Rebounds									Scoring	
				FG-FGA	FG%	3FG-FGA	3FG%	FT-FTA	FT%	OFF	DEF	TOT	AVG	PF-FO	AST	TO	BLK	STL	PTS	AVG
2019-20	USF	29-27	759/26.2	109-218	.500	1-5	.200	49-69	.710	110	182	292	10.1	81-0	35	75	27	34	268	9.2
2020-21	USF	8-8	241/30.2	29-55	.527	3-7	.429	25-38	.658	30	66	96	12.0	25-1	12	16	7	7	86	10.8
<b>TOTAL</b>		<b>37-35</b>	<b>1000/27.0</b>	<b>138-273</b>	<b>.505</b>	<b>4-12</b>	<b>.333</b>	<b>74-107</b>	<b>.692</b>	<b>140</b>	<b>248</b>	<b>388</b>	<b>10.5</b>	<b>106-1</b>	<b>47</b>	<b>91</b>	<b>34</b>	<b>41</b>	<b>354</b>	<b>9.6</b>

**Single Game Highs**

Statistic	Value	
Points	23	vs East Carolina 01/02/21
Rebounds	21	vs East Carolina 01/02/21
Assists	4	vs Stetson 12/13/20
Steals	4	at Memphis 02/22/20
Blocks	4	at Wichita St. 01/22/20
FG Made	7	vs Cincinnati 01/05/20, vs East Carolina 01/02/21
FG Attempts	14	vs Brown 12/30/19
3FG Made	3	vs Baylor 12/01/20
3FG Attempts	3	vs Baylor 12/01/20
FT Made	9	vs East Carolina 01/02/21
FT Attempts	12	vs East Carolina 01/02/21



**2020-21 South Fla. Women's Basketball  
Individual Career Summaries  
All games**

Page 6/7  
as of Jan 03, 2021

**PINZAN, Elisa**

				Field Goals		3-Point		F-Throws		Rebounds									Scoring	
SEASON	TEAM	GP-GS	MIN/AVG	FG-FGA	FG%	3FG-FGA	3FG%	FT-FTA	FT%	OFF	DEF	TOT	AVG	PF-FO	AST	TO	BLK	STL	PTS	AVG
2018-19	USF	31-15	762/24.6	40-153	.261	23-95	.242	36-44	.818	4	56	60	1.9	41-0	103	74	0	26	139	4.5
2019-20	USF	27-24	874/32.4	83-234	.355	48-132	.364	30-37	.811	6	72	78	2.9	21-1	121	83	1	28	244	9.0
2020-21	USF	8-8	273/34.2	23-68	.338	10-33	.303	12-20	.600	4	24	28	3.5	7-0	49	9	0	12	68	8.5
TOTAL		66-47	1910/28.9	146-455	.321	81-260	.312	78-101	.772	14	152	166	2.5	69-1	273	166	1	66	451	6.8

**Single Game Highs**

Statistic	Value	
Points	23	vs Stetson 03/21/19, vs UCF 01/19/20
Rebounds	11	vs Mississippi St. 12/05/20
Assists	11	at Cincinnati 12/22/20
Steals	5	vs Tulane 03/08/19, at Wichita St. 01/22/20
Blocks	1	vs Notre Dame 11/30/19
FG Made	8	vs UCF 01/19/20
FG Attempts	20	vs UConn 02/16/20
3FG Made	7	vs UCF 01/19/20
3FG Attempts	12	vs UCF 01/19/20
FT Made	8	vs Houston 03/09/19
FT Attempts	9	at Memphis 12/16/20

**RODRIGUEZ, Angelee**

				Field Goals		3-Point		F-Throws		Rebounds									Scoring	
SEASON	TEAM	GP-GS	MIN/AVG	FG-FGA	FG%	3FG-FGA	3FG%	FT-FTA	FT%	OFF	DEF	TOT	AVG	PF-FO	AST	TO	BLK	STL	PTS	AVG
2020-21	USF	2-0	7/3.3	1-4	.250	0-0	.000	0-0	.000	0	3	3	1.5	0-0	0	0	0	0	2	1.0
TOTAL		2-0	7/3.3	1-4	.250	0-0	.000	0-0	.000	0	3	3	1.5	0-0	0	0	0	0	2	1.0

**Single Game Highs**

Statistic	Value	
Points	2	vs Stetson 12/13/20
Rebounds	2	vs Stetson 12/13/20
FG Made	1	vs Stetson 12/13/20
FG Attempts	4	vs Stetson 12/13/20



**2020-21 South Fla. Women's Basketball  
Individual Career Summaries  
All games**

Page 7/7  
as of Jan 03, 2021

**TSINEKE, Elena**

				Field Goals		3-Point		F-Throws		Rebounds										Scoring	
SEASON	TEAM	GP-GS	MIN/AVG	FG-FGA	FG%	3FG-FGA	3FG%	FT-FTA	FT%	OFF	DEF	TOT	AVG	PF-FO	AST	TO	BLK	STL	PTS	AVG	
2019-20	USF	27-22	746/27.6	115-307	.375	44-138	.319	60-68	.882	17	36	53	2.0	63-2	44	77	8	18	334	12.4	
2020-21	USF	8-6	161/20.2	27-81	.333	11-43	.256	12-13	.923	7	10	17	2.1	16-1	15	12	2	1	77	9.6	
TOTAL		35-28	908/25.9	142-388	.366	55-181	.304	72-81	.889	24	46	70	2.0	79-3	59	89	10	19	411	11.7	

**Single Game Highs**

Statistic	Value	
Points	25	vs Temple 02/09/20
Rebounds	6	vs Baylor 12/01/20
Assists	7	vs Jacksonville 11/28/20
Steals	4	vs Tulane 01/25/20
Blocks	2	vs Stetson 12/13/20
FG Made	9	vs SMU 02/29/20, vs Houston 01/29/20
FG Attempts	19	vs Houston 01/29/20
3FG Made	4	4 times
3FG Attempts	12	vs Notre Dame 11/30/19
FT Made	7	vs FGCU 11/29/19
FT Attempts	8	vs FGCU 11/29/19

**VITULOVA, Tereza**

				Field Goals		3-Point		F-Throws		Rebounds										Scoring	
SEASON	TEAM	GP-GS	MIN/AVG	FG-FGA	FG%	3FG-FGA	3FG%	FT-FTA	FT%	OFF	DEF	TOT	AVG	PF-FO	AST	TO	BLK	STL	PTS	AVG	
2018-19	UW	27-0	235/8.7	52-106	.491	5-14	.357	17-22	.773	18	37	55	2.0	27-1	3	15	7	4	126	4.7	
2019-20	UW	29-29	727/25.1	176-321	.548	19-43	.442	40-47	.851	65	96	161	5.6	59-1	15	43	20	14	411	14.2	
2020-21	USF	3-0	23/7.5	2-7	.286	0-3	.000	2-2	1.000	0	4	4	1.3	3-0	0	0	0	0	6	2.0	
TOTAL FOR USF		3-0	23/7.5	2-7	.286	0-3	.000	2-2	1.000	0	4	4	1.3	3-0	0	0	0	0	6	2.0	
TOTAL		59-29	984/16.7	230-434	.530	24-60	.400	59-71	.831	83	137	220	3.7	89-2	18	58	27	18	543	9.2	

**Single Game Highs**

Statistic	Value	
Points	30	vs San Diego St. 01/22/20
Rebounds	11	at Air Force 12/04/19
Assists	2	at Denver 11/14/19, vs Colorado 11/17/19
Steals	2	vs Colo. Christian 11/06/19, at New Mexico 12/07/19, at San Diego St. 01/08/20
Blocks	2	10 times
FG Made	13	at San Diego St. 01/08/20
FG Attempts	23	at San Diego St. 01/08/20
3FG Made	2	4 times
3FG Attempts	4	vs Colorado 11/17/19, vs San Diego St. 01/22/20
FT Made	7	vs San Diego St. 01/22/20
FT Attempts	8	vs San Diego St. 01/22/20