



2020-21 USF BULLS WOMEN'S BASKETBALL GAME NOTES

NCAA Tournament (6): 2018, 2017, 2016, 2015, 2013, 2006
WNIT (9): 2019, 2014, 2012, 2010, 2009, 2008, 2007, 2005, 2004
WNIT Champions (1): 2009 | WNIT Final Four (2): 2014, 2009

Primary Contact: Michael Hogan | Phone: (W) 813-974-5755 (C) 813-469-0616 | Email: mhogan@usf.edu
Twitter: @USFWBB | Instagram: USFWBB | Facebook: facebook.com/usfwomensbasketball | Web: GoUSFBulls.com

2020-21 USF SCHEDULE/RESULTS

NOVEMBER

28 Jacksonville (ESPN+) W, 84-46

DECEMBER

1 No. 4/4 Baylor (ESPN+) L, 67-62

5 No. 6/7 Mississippi State \$ (ESPN+) W, 67-63 (ot)

13 Stetson (ESPN+) W, 85-43

16 at Memphis * W, 65-58

19 Houston * (ESPN+) Postponed

22 at Cincinnati * (ESPN+) W, 73-61

30 at Tulsa * (ESPN+) W, 63-35

JANUARY

2 East Carolina * # (ESPN+) W, 71-58

6 Wichita State * # (ESPN+) W, 66-48

9 Houston * (ESPN+) *(rescheduled from Dec. 19)* W, 80-51

13 at Tulane * (ESPN+) 7 p.m.

17 Memphis * (ESPN+) 4 p.m.

20 at Wichita State * (ESPN+) 7 p.m.

23 at East Carolina * (ESPN+) 1 p.m.

27 Temple * # (ESPN+) 4 p.m.

30 Cincinnati * # (ESPN+) 3 p.m.

FEBRUARY

3 at SMU * (ESPN+) Canceled

7 at UCF * (ESPN2) 12 p.m.

13 Tulsa * # (ESPN+) 4 p.m.

17 SMU * (ESPN+) Canceled

20 Tulane * # (ESPN+) 7 p.m.

24 at Temple * (ESPN+) 3:30 p.m.

27 at Houston * (ESPN+) 3 p.m.

MARCH

2 UCF * (ESPN+) 7 p.m.

8 AAC Tournament First Round ^ TBA

9 AAC Tournament Quarterfinals ^ TBA

10 AAC Tournament Semifinals ^ TBA

11 AAC Tournament Finals ^ TBA

* American Athletic Conference Game

\$ AAC/Southeastern Conference Challenge

^ American Athletic Conference Tournament, Fort Worth, Texas.

Doubleheader with the USF men's basketball team

All times are Eastern time and are subject to change

GAME 11 | WED., JAN. 13 | 7 P.M. ET | NEW ORLEANS, LA. | FOGLEMEN ARENA



No. 16/17 **USF
BULLS**
9-1, 6-0 AAC

AT

**TULANE
GREEN WAVE**
7-3, 3-2 AAC



Last Game _____ Jan. 9 vs. Houston (W, 80-51)
Next Game _____ Jan. 17 vs. Memphis, 4 p.m.
Head Coach _____ Jose Fernandez
Alma Mater _____ FIU, 1994
Career Record _____ 382-273 (21st season)
at USF _____ Same

Last Game _____ Jan. 9 at Cincinnati (W, 68-49)
Next Game _____ Jan. 16 at Tulsa, 1 p.m.
Head Coach _____ Lisa Stockton
Alma Mater _____ Wake Forest, 1986
Career Record _____ 592-321 (30th season)
at Tulane _____ 529-294 (27th season)

GAMEDAY INFORMATION

TV/Stream _____ ESPN+ (\$) _____
_____ Ken Berthelot (PxP), David Grubb (Analyst)
Audio _____ Bulls Unlimited (iHeartRadio/GoUSFBulls.com)
_____ Darek Sharp (PxP), Brigid Merenda (Analyst)

Live Stats _____ GoUSFBulls.com/StatBroadcast
Series _____ USF leads 24-19
Twitter Updates _____ @USFWBB
Tickets _____ N/A

QUICK HITS

■ No. 16/17 USF travels to The Big Easy to face Tulane on Wednesday in Avron B. Fogleman Arena ... Tipoff against the Green Wave is slated for 7 p.m. ET (ESPN+) ... The Bulls are looking for their ninth straight win, and seventh straight in The American.

■ Should the Bulls win at Tulane, the victory would equal the longest winning streak in program history, joining the 1972-73 and 2008-09 teams ... USF is also looking for its 16th straight win against Tulane.

■ USF is coming off an impressive 80-51 win over Houston on Saturday ... Maria Alvarez poured in a career high 23 points, while Sydney Harvey, Elena Tsineke and Bethy Mununga added 12 points apiece, and Elisa Pinzan had 11 and career high 14 assists.

■ Elena Tsineke leads four players in double figures, averaging 12.0 points per game, while Sydney Harvey (10.5), Bethy Mununga (10.3) and Maria Alvarez (10.0) are second through fourth, respectively.

USF'S PROBABLE STARTERS



PG | 5-6 | JR.

**4 - ELISA
PINZAN**

PPG 8.2
RPG 3.8
APG 7.4
SPG 1.2



G | 5-10 | Jr.

**3 - SYDNI
HARVEY**


PPG 10.5
RPG 2.2
APG 1.7
SPG 1.0



W | 5-8 | SO.

**5 - ELENA
TSINEKE**

PPG 12.0
RPG 1.9
APG 2.0
SPG 0.3



F | 6-0 | SR.

**20 - BETHY
MUNUNGA**

PPG 10.3
RPG 11.8
APG 1.3
SPG 1.4



C | 6-2 | P-BAC

**21 - SHAE
LEVERETT**

PPG 5.4
RPG 6.5
BPG 1.1
SPG 0.8

USF QUICK FACTS

THE UNIVERSITY

City/Zip Code	Tampa, Fla. 33620
Founded	1956
Enrollment	50,577
Nickname	Bulls
Arena	Yuengling Center
Capacity	10,411
Affiliation	NCAA Division I
Conference	The American Athletic Conference
President	Dr. Steven C. Currall
Vice President of Athletics	Michael Kelly
Sr. Assoc. Director of Athletics/SWA	Marquita Armstead

BASKETBALL HISTORY

First Year	1972-73
All-Time Record	677-687 (49th year)
All-Time AAC Record	89-35 (Sixth season)
All-Time BIG EAST Record	151-112 (Eight seasons)
All-Time Conference USA Record	113-168 (10 seasons)
All-Time Metro Conference Record	34-64 (Four seasons)
All-Time Sun Belt Conference Record	71-118 (Seven seasons)
All-Time Post-Season	17-14 (NCAA & WNIT)
AAC Tournament Record	12-7
NCAA Tournament Record	3-6
Years in NCAA Tourn./Last	6/2018
Last NCAA opponent	March 17, 2018 vs. 11 seed Buffalo (Tallahassee, Fla.)
Result	Lost, 102-79
WNIT Record	14-8
Years in the WNIT Tourn./Last	9/2019
Last WNIT opponent	March 24, 2019 at James Madison
Result	Lost, 71-54

COACHING STAFF

Head Coach	Jose Fernandez
Alma Mater, Year	Florida International '94
Record at USF (Years)	382-273 (21st season)
Career Record (Years)	Same
Career Conference Record (Years)	169-155 (21st season)
Associate Head Coach	Michele Woods-Baxter, St. John Fisher '87
Assistant Head Coach	Danny Hughes, TCU '89
Assistant Coach/Rec. Coord.	Yolisha Jackson, Jacksonville '05
Director of Basketball Operations	Jim Baxter, Indiana State '74
Coord. of Basketball Oper.	Mercedes Jorge, Embry-Riddle '17
Video Coordinator	Anthony Brammer, Old Dominion '08
Strength & Conditioning Coach	Irele Oderinde, WKU, '03
Certified Athletic Trainer	Anita Fanelli, Millersville, '85
Academic Coordinator	Keenan Maddox, Missouri State, '13
Administrative Assistant	Barbara Riffe

ATHLETIC MEDIA RELATIONS

Associate Dir. of Communications/WBB Contact	Michael Hogan
Office Phone	(813) 974-5755
Cell Phone	(813) 469-0616
E-mail	mhogan@usf.edu

2020-21 USF BULLS



► Standing (L-R): Bethy Mununga, Jade Blagrove, Shae Leverett, Beatriz Jordao, Tereza Vitulova, Angelee Rodriguez, Cristina Bermejo, Kristyna Brabencova Sitting (L-R): Maria Alvarez, Sara Guerreiro, Elisa Pinzan, Sydney Harvey, Elena Tsineke, Mihaela Lazic.

No.	Name	P	Ht.	Yr.	Hometown/High School/Previous School
0	Tereza Vitulova	C	6-2	Jr.	Domasov, Czech Republic/Sportovni Gymnazium L Danka/Wyoming
1	Maria Alvarez	G	5-7	So.	Bal Harbour, Fla./Miami Country Day School
2	Mihaela Lazic	PG	5-6	R-Fr.	Slavonski Brod, Croatia/Klasicna Gimnazija
3	Sydney Harvey	G	5-10	Jr.	Nashville, Tenn./Brentwood Academy
4	Elisa Pinzan	PG	5-8	Jr.	Murano, Italy/Istituto Tecnico Algarotti Venezia
5	Elena Tsineke	G	5-8	So.	Thessaloniki, Greece/Hellenic College of Thessaloniki
11	Jade Blagrove	F	6-2	Fr.	Barendrecht, Netherlands/Calandlyceum
12	Cristina Bermejo	W	6-1	So.	Sant Just Desvern, Spain/Ins Sant Just Desvern
13	Sara Guerreiro	G	5-8	Fr.	Seixal, Portugal/Escola Básica e Secundária Amélia Rey Colasso
20	Bethy Mununga	F	6-0	Sr.	Zellik, Belgium/Institut Sainte-Marie Jambes/NE Oklahoma A&M
21	Shae Leverett	C	6-2	P-Bacc.	Rincon, Ga./South Effingham H.S.
22	Kristyna Brabencova	W	6-0	So.	Brno, Czech Republic/Kšpa Kladno
24	Angelee Rodriguez	F/C	6-2	Fr.	Las Piedras, Puerto Rico/St. Thomas Aquinas H.S.
31	Beatriz Jordao	C	6-3	Jr.	Pombal, Portugal/Escola Secundária e Silva
34	Silvia Serrat	F	6-1	R-Jr.	Banyoles, Spain/Joaquim Blume H.S.

USF BASKETBALL STAFF

Head Coach: Jose Fernandez (Florida International, '94) – 21st Season at USF/21st overall as head coach
 Associate Head Coach: Michele Woods-Baxter (St. John Fisher, '87) – 13th season at USF
 Assistant Head Coach: Danny Hughes (TCU, '90) – Third season at USF
 Assistant Coach/Recruiting Coordinator: Yolisha Jackson (Jacksonville, '05) – First season at USF
 Director of Operations: Jim Baxter (Indiana State, '74) – Eighth season at USF
 Coordinator of Basketball Operations: Mercedes Jorge (Embry-Riddle, '17) – First season at USF
 Video Coordinator: Anthony Brammer (Old Dominion, '08) – Second season at USF
 Strength and Conditioning: Irele Oderinde (WKU, '03) – First season at USF
 Certified Athletic Trainer: Anita Fanelli (Millersville, '85, '88) – Sixth season at USF

PRO-NUN-SEE-A-SHUN GUIDE

Players

Cristina Bermejo: Chris-Tina Bur-MAY-Hoe
 Kristyna Brabencova: Chris-Tina Bra-BIN-Soe-Vuh
 Jade Blagrove: Blay-GROVE
 Sara Guerreiro: Guh-RYE-row
 Sydney Harvey: Sid-NEE
 Beatriz Jordao: Be-UH-Triz Jor-DOW
 Mihaela Lazic: Me-HIGH-La Lah-ZICH
 Shae Leverett: LEV-Rett
 Bethy Mununga: Betty MOO-Nun-Guh
 Elisa Pinzan: Uh-LEEZA PIN-Zahn

Silvia Serrat: SIR-ott
 Elena Tsineke: Uh-LAY-Nuh CHIN-ECK-eh
 Tereza Vitulova: Tuh-RAY-Zuh Vit-Too-Low-Vuh

Staff

Assistant Coach Yolisha Jackson: YO-Lee-Shuh
 Strength Coach Irele Oderinde: EAR-Lay Oder-IN-Day
 Certified Athletic Trainer Anita Fanelli: Fuh-NEL-ee

USF BROADCAST NOTES



0

		TEREZA VITULOVA ^(Tuh-RAH-Zuh) ^(Vit-Too-Low-Vuh)						Note: USF career stats only	
		GP/S	PPG	RPG	APG	SPG	BPG	FG%	FT%
20-21	5/0	1.8	1.2	0.0	0.2	0.0	25.0	100.0	
Career	5/0	1.8	1.2	0.0	0.2	0.0	25.0	100.0	



1

		MARIA ALVAREZ							
		GP/S	PPG	RPG	APG	SPG	BPG	FG%	FT%
20-21	9/1	10.0	2.3	1.0	0.4	0.0	44.8	78.9	
Career	24/9	9.3	2.7	2.4	0.8	0.0	37.0	64.1	



2

		MIHAELA LAZIC ^(Me-HIGH-Lah) ^(Lah-ZICH)							
		GP/S	PPG	RPG	APG	SPG	BPG	FG%	FT%
20-21	10/0	1.1	0.5	1.5	0.1	0.0	41.7	50.0	
Career	11/0	1.0	0.6	1.4	0.1	0.0	38.5	50.0	



3

		SYDNI HARVEY ^(Sid-NEE)							
		GP/S	PPG	RPG	APG	SPG	BPG	FG%	FT%
20-21	10/10	10.5	2.2	1.7	1.0	0.1	33.0	72.1	
Career	64/50	11.5	2.2	2.0	0.8	0.1	33.4	81.9	



4

		ELISA PINZAN ^(Uh-LEEZah) ^(Pin-Zahn)							
		GP/S	PPG	RPG	APG	SPG	BPG	FG%	FT%
20-21	10/10	8.2	3.8	7.2	1.2	0.0	33.7	63.6	
Career	68/49	6.8	2.6	4.4	1.0	0.0	32.1	77.7	



5

		ELENA TSINEKE ^(Uh-LAY-Nuh) ^(Chin-ECK-eh)							
		GP/S	PPG	RPG	APG	SPG	BPG	FG%	FT%
20-21	10/7	12.0	1.9	2.0	0.3	0.2	38.9	90.9	
Career	37/29	12.3	1.9	1.7	0.6	0.3	37.8	88.9	



11

		JADE BLAGROVE ^(Blay-GROVE)							
		GP/S	PPG	RPG	APG	SPG	BPG	FG%	FT%
20-21	3/0	2.3	0.7	0.3	0.3	0.0	100.0	75.0	
Career	3/0	2.3	0.7	0.3	0.3	0.0	100.0	75.0	



12

		CRISTINA BERMEJO ^(Bur-MAY-Hoe)							
		GP/S	PPG	RPG	APG	SPG	BPG	FG%	FT%
20-21	10/1	1.6	2.3	0.5	0.1	0.2	25.0	100.0	
Career	34/2	1.9	2.0	0.7	0.4	0.2	30.6	72.7	



13

		SARA GUERREIRO ^(Guh-RYE-row)							
		GP/S	PPG	RPG	APG	SPG	BPG	FG%	FT%
20-21	6/0	1.7	1.2	0.2	0.0	0.0	41.7	0.0	
Career	6/0	1.7	1.2	0.2	0.0	0.0	41.7	0.0	



20

		BETHY MUNUNGA ^(BETTY) ^(MOO-Nun-Guh)							
		GP/S	PPG	RPG	APG	SPG	BPG	FG%	FT%
20-21	10/10	10.3	11.8	1.3	1.4	1.0	55.4	66.7	
Career	39/37	9.5	10.5	1.2	1.2	0.9	51.2	69.4	



21

		SHAE LEVERETT							
		GP/S	PPG	RPG	APG	SPG	BPG	FG%	FT%
20-21	10/9	5.4	6.5	0.4	0.8	1.1	58.8	41.2	
Career	103/45	5.2	5.7	0.4	0.5	0.9	60.3	56.1	



22

		KRISTYNA BRABENCOVA ^(CHRIS-TINA) ^(Bra-BIN-Soe-Vuh)							
		GP/S	PPG	RPG	APG	SPG	BPG	FG%	FT%
20-21	10/1	6.2	3.1	1.1	0.3	0.5	27.3	90.9	
Career	35/15	6.8	3.3	1.5	0.5	0.7	29.7	70.7	



24

		ANGELEE RODRIGUEZ							
		GP/S	PPG	RPG	APG	SPG	BPG	FG%	FT%
20-21	3/0	0.7	1.0	0.0	0.0	0.0	25.0	0.0	
Career	3/0	0.7	1.0	0.0	0.0	0.0	25.0	0.0	



31

		BEATRIZ JORDAO ^(Jor-DOW)							
		GP/S	PPG	RPG	APG	SPG	BPG	FG%	FT%
20-21	9/1	5.2	5.2	1.0	0.3	1.2	53.7	75.0	
Career	51/23	5.3	4.0	0.5	0.3	1.0	50.9	66.7	

C | 6-2 | JR. | DOMASOV, CZECH REPUBLIC

- Transferred from Wyoming ... All-MWC in '19-20 ... Eligible on 12/16 due to the NCAA One-Time Blanket Transfer Waiver.
- Averaged a team-high 14.2 ppg, 5.6 rpg in 29 GP/GS at UW ... Had 4 pts., 1 rbd. at Cincinnati (12/22) in USF debut.
- Was a member of the U16, U18 and U20 National Teams for the Czech Rep., with teammate Kristyna Brabencova.

G | 5-7 | SO. | MIAMI, FLA.

- Season-ending knee injury vs. Cincinnati (1/5/19) ... Double figures in 10-of-24 career GP ... 1st in AAC in 3pt FG pct. (48.9).
- 1st in AAC in 3pt FGM (23) ... Career high 23 pts. vs. Houston (1/9) ... 18 pts. vs. No. 4 Baylor (12/1) ... 6 state titles at Miami Country Day.
- Born in Colombia ... Set a FIBA record with 10 3pt. FGM for Colombia vs. Belarus in 2019 FIBA U17 World Cup.

PG | 5-6 | R-FR. | SLAVONSKI BROD, CROATIA

- Scored a career-high 6 pts. and had 5 asts. against Jacksonville (11/28) in the season opener.
- Only 1 GP in '19-20 due to a back injury ... Played in the '17, '18 FIBA European Championships for Croatia.
- Avg. 7.9 ppg., 3.2 rpg., 1.8 apg. in 7 games with Croatia in the 2018 European Championships.

G | 5-10 | JR. | NASHVILLE, TENN.

- 2nd in ppg. ... Season high 21 pts. at Cincinnati (12/22) ... 11 pts. vs. No. 4 Baylor (12/1), 12 at Memphis (12/16).
- Career-high 28 pts. vs. Tulane (3/7/20) ... 25 pts. vs. Tulane (1/19/20), Temple (2/9/20), 16 pts. at UConn (3/2/20) ... 2019 AAC All-Fresh Team.
- Played in the USA Basketball 3x3 National Championships in Aug. 2019, in Las Vegas, with the UConn squad.

PG | 5-8 | JR. | MURANO, ITALY

- 1st in the AAC, 2nd in D-I in asts. (72), 1st in AAC, 3rd in D-I in apg. ... 14 pts., 11 rbs., 9 asts., 3 stls. vs. No. 6 Mississippi St. (12/5).
- Career high 14 asts. vs. Houston (1/9), 11 asts. at Cincinnati (12/22); 23 pts. vs. UCF (1/19/19), 15 pts. vs. UConn (2/16/20).
- 14 pts. at Baylor (11/19/19) ... Named 3rd Team All-AAC in '19-20, preseason All-AAC prior to the '20-21 campaign.

G | 5-8 | SO. | THESSALONIKI, GREECE

- Double figures in 23-of-37 GP, 3 of last 4, 5 of 7 GP ... Career-high 31 pts. vs. Wichita St. (1/6), 25 pts. vs. Temple (2/9/20).
- Missed the first 5 games in '19-20; ineligible by the NCAA ... Cleared to play on 11/20/19, 1 day after Baylor (11/19/19).
- AAC FOY, All-Fresh Team, 3rd Team All-AAC in '19-20 ... Played with Greece's U20, Senior National Teams in 2019.

F | 6-2 | FR. | BARENDRECHT, NETHERLANDS

- Career-high 5 pts., 2 rbs. vs. Stetson (12/13) ... Spent time with the Netherlands U14, U16, U18 national teams.
- Averaged 17.6 ppg and 10.0 rpg before the season was shut down in March due to the COVID-19.
- Was voted the MVP in the 2019 European Girls Basketball League (EGBL) Tournament held in Minsk, Belarus.

W | 6-1 | FR. | SANT JUST DESVERN, SPAIN

- Tied career-high with 10 pts. vs. Stetson (12/13) ... 10 pts., 5 rbs. vs. Idaho (12/15/19), 9 pts. vs. SMU (2/29/19).
- 1st career GS at Memphis (2/22/19) had a career-high tying 5 rbs., 5 ast. ... Mother and father played pro in Spain.
- Her sister Neus, currently a model, played for the Spanish Senior National Team and pro in Spain.

G | 5-8 | FR. | SEIXAL, PORTUGAL

- 6 pts. in debut vs. Jacksonville (11/28) ... Played for Quinta dos Lombos, in Lisbon, with teammate Beatriz Jordao.
- Split time with Portugal's U20 national team in 2019, Averaged 8.0 ppg, 1.7 rpg and 1.5 apg.
- Was named First Team of the National Final Four in Portugal in 2019, equivalent of the Final Four in America.

F | 6-0 | SR. | ZELLIK, BELGIUM

- 1st in AAC in rpg. ... 14 double-doubles in 39 GP, 25 GP with 10-plus rbs. ... Career highs 23 pts., 21 rbs. vs. ECU (1/2).
- 13 pts., 10 rbs. vs. Baylor (12/1), 16 pts., 12 rbs. at Baylor (11/19/19), 11 pts., 17 rbs. at Tulane (2/13/19).
- Born in the Democratic Republic of the Congo, raised in Belgium ... 2X NJCAA All-American.

C | 6-2 | POST-BACC. | RINCON, GEORGIA

- 2nd in rpg. ... 6 pts., 8 rbs., 2 blk., 2 stls. vs. No. 4 Mississippi St. (12/5) ... Career-high 20 pts., 18 rbs. at Wichita St. (2/23/19).
- 3rd on the team in rpg. in '19-20 ... Season-high 14 rbs. vs. Houston (1/29/19), 13 rbs., 12 pts. vs. Saint Francis (Pa.) (11/24/19).
- 8 rbs. at Baylor (11/19/19) ... 586 career rbs., 283 OR ... 2 double-doubles in '19-20 ... Double figure pts. in 15 GP.

W | 6-0 | SO. | BRNO, CZECH REPUBLIC

- Career-high 18 pts. vs. Jacksonville (11/28) ... 10 pts. at Cincinnati (12/22), Wichita St. (1/6) ... 17 pts. at Tulsa (11/20/20).
- 11 rbs. vs. Idaho (12/15/19) ... Played in the U20 European Championships ... Was named MVP of the U19 National Team.
- Grandfather, Kamil, is a 3X Czech MBB Olympian ('72, '76, '80), father Kamil is a 24-year pro/international hockey vet.

F/C | 6-2 | FR. | LAS PIEDRAS, PUERTO RICO

- Career-high 2 pts, 2 rbs. vs. Stetson (12/13) ... Started on the Puerto Rico National Team since she was 16.
- Played in the 2019 Centrobasket U17 Championships, averaging 4.0 ppg. and 9.5 rpg.
- Had 9 pts., 6 rbs., 2 blks. vs. Guatemala in the first game of the group phase.

C | 6-3 | JR. | POMBAL, PORTUGAL

- 3rd in rpg. ... 2nd career double-double with 12 pts., career high 14 rbs. vs. Jacksonville (11/28) ... Also had 4 blks.
- 10 pts., 6 rbs., 2 blks. at Memphis (12/16) ... 17 pts., 10 rbs. vs. Ohio St. (11/6/18) ... Career-high 18 pts. vs. UNC (11/23/18).
- Scored double figures for Portugal in 5-of-7 GP at the FIBA U20 Women's European Championship.

HEAD COACH JOSE FERNANDEZ | 382-273 CAREER RECORD (21ST SEASON)



Named the 2018 American Athletic Conference Coach of the Year, head coach Jose Fernandez has been laying the groundwork brick-by-brick for 20 seasons for the Bulls to grow into a perennial top-25 program. Under his guid-

ance, USF has transformed from a program with only five winning seasons to a staple in the NCAA Tournament. A coach known for his recruiting connections and incredible work ethic, Fernandez has created a culture of excellence at USF.

Fernandez has watched his team reach new milestones, including six 20-win seasons in the last eight years dating back to the 2012-13 season. The Bulls have reached the NCAA Tournament six times, including five trips in their last seven seasons, and postseason play in 15 of the last 17 seasons. Fernandez led the Bulls to the NCAA Tournament for the fourth time in as many years in 2018 as the senior class became the first in program history to reach four NCAA Tournaments. The Bulls also reached their ninth Women's National Invitation Tournament (WNIT) in 2019, despite numerous season-ending injuries to key players, and advanced to the second round out the event.

Fernandez, who was officially named head coach on Nov. 14, 2000 - just seven months after arriving at USF as an assistant coach - has led the Bulls in an amazing turnaround under his tenure. In addition to the program's six trips to the NCAA Tournament, Fernandez has also guided USF to nine WNIT appearances, which includes the 2009 WNIT title and a semifinal appearance in 2014. The Bulls have also advanced to the American Athletic Conference (AAC) Tournament championship game in four of the past six seasons and have made at least the semifinal round during every season in the AAC.

Fernandez also knows how to get the most out of his talent with Maria Jespersen earning Associated Press All-America honorable mention honors in 2018. USF has had two players earn AP All-America honorable mention honors, Jespersen and Courtney Williams, in 2016, and Fernandez has coached them both.

Playing for Fernandez could also lead to the pros, as was the case for six players in program history to be drafted by WNBA teams. Courtney Williams became the second player in program history to be selected in the first round in 2016, going eighth overall to the Phoenix Mercury. Most recently, former Bulls' standout Kitija Laksa became the sixth player in program history to be selected when the Seattle Storm chose her in the first round with the 11th overall pick in 2020. Other Bulls selected in the WNBA Draft, under Fernandez, include Inga Orekhova, who was

chosen 18th overall by the Atlanta Dream in 2014; Andrea Smith, who was chosen 35th by the Connecticut Sun in 2013 and Jessica Dickson, who was chosen 21st in the 2007 WNBA Draft by the Sacramento Monarchs.

USF made its first-ever NCAA Tournament during the 2005-06 season. Fernandez also led USF to its first-ever NCAA Tournament victory with a 71-70 win over Texas Tech in 2013. Fernandez and the Bulls made history again in 2015, when they hosted USF's first-ever NCAA Tournament basketball game at the Yuengling Center. The Bulls defeated LSU in the first round, in front of a hometown crowd of over 5,000 fans. In his third NCAA Tournament in four years, Fernandez took the Bulls back to the second round, defeating No. 22 Colorado State 48-45 in Los Angeles, Calif. USF returned to the tournament in 2017, but the Bulls lost at the buzzer to Missouri.

The Miami native has had 15 seasons with a .500 record or better leading USF. In the 22 years prior to his arrival, the Bulls recorded just three winning seasons, all 14-13 slates. Fernandez has guided USF to nine seasons with 20-plus wins, including a 26-8 record during the 2017-28 campaign that marked the fourth straight season with 24 or more wins. He posted his 300th career win at USF during the 2016-17 season and has compiled a record of 354-259 in 19 seasons leading the Bulls' program, including 13 or more wins in The American in four of six seasons in the conference. The Bulls have posted 12 wins over Top 25 ranked teams, including an 64-57 win over No. 15 Texas in the Yuengling Center in 2019.

Fernandez believes to be the best you have to play the best. Since arriving at USF, Fernandez and his staff have worked to schedule the toughest teams in women's basketball. The Bulls have sought after perennial powers like Baylor, DePaul, Florida, Florida State, Georgia, Louisville, Notre Dame, LSU, Miami, Michigan State, Mississippi State, Nebraska, Ohio State, Oklahoma, UNLV, Texas and Wake Forest, to name a few. USF has boasted some of the toughest strength of schedules in the country.

Fernandez got his start in coaching while working on his associates degree at Miami-Dade CC Kendall - where he earned his degree in 1991. Fernandez served as a student assistant coach for the men's basketball team and was immediately thrown into the fray with on-floor coaching, scouting, and most importantly, overseeing recruiting correspondence and getting his name out in front of coaches around the state.

It was at Miami-Dade that Fernandez met Cesar Odio, who not only saw his tremendous potential and hired him as a student assistant, but then promoted him to a full-time assistant coach upon his graduation in 1991. He would stay at Miami-Dade for one season (1991-92) before becoming the assistant boys' basketball coach at Miami's Sunset High School (1992-94).

Following his two seasons at Sunset, Fernandez and Odio would renew acquaintances when Odio was tabbed head men's basketball coach at Barry University in Miami Shores, Fla. (1994-96). Fernandez came along as Odio's top assistant and immediately established himself as a coach that had a sharp eye for talent and potential. During his brief two-year stay at Barry, Fernandez helped the Buccaneers to consecutive winning seasons, after the program only produced just two in the first 10 years, and a combined 34-21 record.

Fernandez entered the world of girls' basketball in 1996, when he secured his first head coaching job at Miami's Lourdes Academy. During his three seasons at Lourdes, Fernandez led the Bobcats to a stellar 83-16 (.838) record and a trip to the state 5A championship game in 1998 where they finished as the runner-up. In addition to his coaching responsibilities at Lourdes, Fernandez established valuable roots among Florida and high school coaches from around the nation as director and founder of the successful Miami Suns AAU program.

Fernandez would then break into collegiate women's basketball when he returned to Barry for his second of

THE FERNANDEZ FILE

Born	Nov. 18, 1971
Hometown	Miami, Fla.
College	FIU, 1994
	B.S. in Physical Ed.
Wife	Tonya
Children	Sydney, Alex, Taylor Brianna and Brooke

NCAA APPEARANCES (6)

2006, 2013, 2015, 2016, 2017, 2018

WNIT APPEARANCES (9)

2004, 2005, 2007, 2008, 2009, 2010, 2012, 2014, 2019

WNIT FINAL FOUR (2)

2009, 2014

WNIT CHAMPIONSHIP (1)

2009

COACHING CAREER

1989-91	Miami-Dade CC Kendall, Student Asst.
1991-92	Miami-Dade CC Kendall, Asst. Coach
1992-94	Sunset High School, Asst. Boy's Coach
1994-96	Barry University, Asst. Men's Coach
1996-99	Lourdes Academy (Miami), Head Coach
1996-99	Miami Suns AAU, Head Coach
1999-2000	Barry University, Asst. Coach
2000-present	USF, Head Coach

two tours of duty at the school. In his second stint, he served one year (1999-00) as the top assistant coach for the Buccaneers. Although it was just one season, Fernandez helped Barry record the second-most wins in the program's history as the Buccaneers posted a 22-8 record and the program's second-best slate ever in the Sunshine State Conference at 10-4. The team's 22 wins that sea-

son is still just one of three 20-wins campaigns for Barry since the women's basketball team started competing during the 1988-89 season.

After graduating from Miami-Dade Kendall, Fernandez earned his bachelor's degree in physical education in 1994 from Florida International University. Along with his

coaching duties at the beginning of his professional career, Fernandez also taught physical education at Miami's Coral Reef Senior High School, Southwest Senior High School and Hialeah Middle School.

Fernandez and his wife, Tonya, live in Tampa with their daughters, Sydnie, Alex, Taylor, Brianna and Brooke.

JOSE FERNANDEZ YEAR-BY-YEAR

Year	School	Overall	Conf.	Postseason
2000-01	USF	4-24	1-15	-
2001-02	USF	14-13	4-10	-
2002-03	USF	7-20	2-12	-
2003-04	USF	14-15	7-7	WNIT First Round
2004-05	USF	21-11	9-5	WNIT Second Round
2005-06	USF	19-12	9-7	NCAA First Round
2006-07	USF	21-12	9-7	WNIT Second Round
2007-08	USF	16-16	5-11	WNIT First Round
2008-09	USF	27-10	8-8	WNIT Champions
2009-10	USF	15-16	6-10	WNIT First Round
2010-11	USF	12-19	3-13	-
2011-12	USF	19-16	8-8	WNIT Third Round
2012-13	USF	22-11	9-7	NCAA Second Round
2013-14	USF	23-13	13-5	WNIT Semifinals
2014-15	USF	27-8	15-3	NCAA Second Round
2015-16	USF	24-10	14-4	NCAA Second Round
2016-17	USF	24-9	11-5	NCAA First Round
2017-18	USF	26-8	13-3	NCAA First Round
2018-19	USF	19-16	7-9	WNIT Second Round
2019-20	USF	19-12	10-6	No postseason due to COVID
2020-21	USF	6-1	3-0	
Totals	21st Season	382-273	169-155	



JOSE FERNANDEZ HEAD COACHING BREAKDOWN

Year	Overall	Home	Road	Neutral	Conf.	Postseason
2000-01	4-24	4-13	0-11	0-0	1-15	-
2001-02	14-13	9-6	5-7	0-0	4-10	-
2002-03	7-20	7-8	0-12	0-0	2-12	-
2003-04	14-15	9-6	5-8	0-1	7-7	0-2 (C-USA, WNIT)
2004-05	21-11	13-2	7-8	1-1	9-5	2-2 (C-USA, WNIT)
2005-06	19-12	12-3	5-7	2-2	9-7	0-2 (BIG EAST, NCAA)
2006-07	21-12	15-3	4-8	2-1	9-7	2-2 (BIG EAST, WNIT)
2007-08	16-16	11-7	3-8	2-1	5-11	1-2 (BIG EAST, WNIT)
2008-09	27-10	16-6	9-3	2-1	8-8	6-1 (BIG EAST, WNIT)
2009-10	15-16	9-8	5-7	1-1	6-10	0-2 (BIG EAST, WNIT)
2010-11	12-19	8-7	2-10	2-2	3-13	-
2011-12	19-16	11-3	4-7	4-6	8-8	3-2 (BIG EAST, WNIT)
2012-13	22-11	11-5	9-3	2-3	9-7	2-2 (BIG EAST, NCAA)
2013-14	23-13	13-8	9-5	1-0	13-5	5-2 (AAC, WNIT)
2014-15	27-8	13-3	9-3	5-2	15-3	3-2 (AAC, NCAA)
2015-16	24-10	15-1	6-6	3-3	14-4	3-2 (AAC, NCAA)
2016-17	24-9	10-4	8-2	6-3	11-5	2-2 (AAC, NCAA)
2017-18	26-8	13-1	8-3	5-4	13-3	2-2 (AAC, NCAA)
2018-19	19-16	11-5	5-6	3-5	7-9	3-2 (AAC, WNIT)
2019-20	19-13	14-2	4-6	1-5	10-6	1-0 (AAC)
2020-21	9-1	6-1	3-0	0-0	6-0	



TALE OF THE TAPE

THE TULANE SERIES

Series Record	USF leads series, 24-19
USF at home	Series tied, 11-11
USF at Tulane	USF leads, 10-8
USF at neutral site	USF leads, 3-0
First meeting	Feb. 3, 1992 (W, 71-58)
Last meeting	March 7, 2020 (W, 64-50)
Last USF win	March 7, 2020 (64-50)
Last Tulane win	Dec. 17, 2009 (76-72)
Current streak	USF, 15 wins

STATISTICAL COMPARISON

USF		TU
9-1 (6-0, AAC)	Overall/AAC Record	7-3 (3-2, AAC)
39.7	Field Goal%	43.1
32.4	3-Pt. Field Goal%	29.8
69.0	Free Throw%	63.7
32.9	Oppt. Field Goal%	36.8
20.0	Oppt. 3-Pt. Field Goal%	26.2
61.5	Oppt. Free Throw%	71.3
46.7	Rebounding Avg.	39.8
+11.4	Rebounding Margin	+3.3
17.7	Assists/Gm.	16.1
13.5	Turnovers/Gm.	14.9
4.2	Blocks/Gm.	3.3
6.1	Steals/Gm.	9.9
71.6	Points/Gm.	71.7
53.0	Points Allowed/Gm.	59.6

USF CAREER STATS VS. TULANE

No.	Name	G	Ppg	Rpg	Apq
0	Vitulova	0	0.0	0.0	0.0
1	Alvarez	0	0.0	0.0	0.0
2	Lazic	0	0.0	0.0	0.0
3	Harvey	6	15.0	2.3	1.5
4	Pinzan	6	7.7	2.7	3.2
5	Tsineke	3	13.0	1.3	3.0
11	Blagrove	0	0.0	0.0	0.0
12	Bermejo	2	1.5	3.5	0.5
13	Guerreiro	0	0.0	0.0	0.0
20	Mununga	3	6.3	13.7	0.7
21	Leverett	8	4.9	6.6	0.5
22	Brabencova	2	6.5	1.5	0.5
24	Rodriguez	0	0.0	0.0	0.0
31	Jordao	2	1.0	3.0	0.0

BULLS' CAREER STARTS & GAMES PLAYED

No.	Name	17-18	18-19	19-20	20-21	Tot	GP
0	Vitulova	-	-	29 *	-	-	5
1	Alvarez	-	-	8	1	9	24
2	Lazic	-	-	-	-	-	11
3	Harvey	-	24	16	10	50	64
4	Pinzan	-	15	24	10	49	68
5	Tsineke	-	-	22	7	29	37
11	Blagrove	-	-	-	-	-	3
12	Bermejo	-	-	1	1	2	34
13	Guerreiro	-	-	-	-	-	6
20	Mununga	-	-	27	10	37	39
21	Leverett	0	24	12	9	45	103
22	Brabencova	-	-	14	1	15	35
24	Rodriguez	-	-	-	-	-	3
31	Jordao	-	12	10	1	23	51

* Starts occurred while at Wyoming

TICKET INFORMATION

■ USF Athletics welcomed fans back to the Yuengling Center for American Athletic Conference basketball action in the 2020-21 season presented by Tampa General Hospital beginning on Tuesday, Dec. 22 when the men's basketball team hosted Wichita State ... The original game to allow fans in the Yuengling Center was Dec. 19, when the women's basketball team was scheduled to take on Houston, however that game was postponed due to COVID-19 issues within the Cougars' program ...



Scan the QR code with your mobile device for complete information and to get the USF Bulls mobile ticket app.

■ USF plans to welcome fans to approximately 1,200 seats in physically-distanced pods ranging in size from two persons to four persons, with seating reserved for up to 300 students mostly in their traditional baseline seating area ... There will be no 100-level seating behind the team benches or court-side seating, as a 12-foot perimeter will be implemented surrounding the court.

UP NEXT FOR USF

■ Following the Tulane game, USF will return home to the Yuengling Center to face Memphis on Jan. 17 (4 p.m.) on ESPNU, before hitting the road for two straight at Wichita State on Jan. 20 (7 p.m. ET, ESPN+) and at East Carolina on Jan. 23 (1 p.m., ESPN+).

A QUICK LOOK AT THE BULLS

■ The Bulls lead, or are in the top three, in the American Athletic Conference in several statistical categories through games of Jan. 9 (Complete NCAA team and individual ranking summaries can be found on pgs. 14-15):

Assist/Turnover Ratio	1st (1.31)
Total Assists	1st (177)
Assists Per Game	1st (17.7)
Blocked Shots	2nd (42)
Blocked Shots Per Game	3rd (4.2)

2020-21 USF WOMEN'S BASKETBALL MEDIA GUIDE

■ Scan the QR code on the right for a PDF version of the 2020-21 USF women's basketball media guide, which includes staff and player bios, career records, program history and much more.



USF WEEKLY MEDIA PLANNER

MON. 11	TUE. 12	WED. 13	THURS. 14	FRI. 15	SAT. 16	SUN. 17
Practice, 3:45 p.m.	Depart to Tulane, 11 a.m. Practice at Tulane, 6:30 p.m. ET	at Tulane, 7 p.m. ET	Off	Practice, 1 p.m.	Practice, 12 p.m.	vs. Houston, 4 p.m.

F6 Percentage Defense	1st (32.9)
FT Attempts	1st (213)
FT Made	1st (147)
FT Percentage	3rd (69.0)
Offensive Rebounds Per Game	1st (17.0)
Rebounding Margin	1st (11.4)
Rebounds	1st (467)
Rebounds Per Game	1st (46.7)
Scoring Defense	2nd (53.0)
Scoring Margin	1st (18.6)
Scoring Offense	2nd (71.6)
3-Point F6 Defense	1st (20.0)
3-Point F6 Attempted	1st (250)
3-Point F6 Made	1st (81)
3-Point F6 Per Game	1st (8.1)
3-Point F6 Percentage	3rd (32.4)
Won-Loss Percentage	1st (90.0)

■ Maria Alvarez is averaging 10.0 points per game on the year, fourth on the team through the Houston game ... Alvarez is shooting 44.8 percent (26-for-58) from the field and 48.9 percent (23-of-47) from behind the three-point arc ... Her three-point field goal percentage is first in The American through Jan. 11, and 21st in the nation ... She is also shooting 78.9 percent from the free-throw line, going 15-for-19 from the charity stripe ... She led USF in scoring with 18 points against No. 4/4 Baylor in her first game of the season, and has scored no fewer than eight points in six of the other eight games played in.

■ Alvarez came up big in the Bulls' win over Houston on Jan. 9, pouring in a career high 23 points against the Cougars ... She shot a blistering 77.8 percent (7-for-9) from the field, 75.0 percent (6-for-8) from three-point range, and was a perfect 3-for-3 from the free-throw line ... Alvarez surpassed her previous career best of 20 points against VCU on Nov. 15, 2019.

■ Elena Tsineke has netted double figures in five of the last seven games, and is averaging 12.0 points per game on the year, tops on the team ... During that seven-game stretch she is netting 14.0 points per outing ... After scoring just 23 points in her first three games, she has netted 97 points

in her last seven games ... She started to heat up against No. 4/4 Baylor and No. 6/7 Mississippi State, netting back-to-back nine-point games.

■ Tsineke recorded an epic performance on Jan. 6 against Wichita State when she poured in a career high 31 points on 11-for-16 (68.8 percent) shooting from the field, 5-for-8 (62.5 percent) from behind the three-point arc, and a perfect 4-for-4 from the charity stripe ... Tsineke's scoring outburst was the 60th all-time 30-point game in program history, and the first since Enna Pehadizic scored 35 points on Feb. 20, 2019 against East Carolina.

■ Sydney Harvey netted a season high 21-points at Cincinnati on Dec. 22, and is currently netting 10.5 points per outing ... She has scored double figures in seven of USF's 10 games this season ... She fell just shy of double digits (8 pts.) against No. 6/7 Mississippi State on Dec. 5.

■ Bethy Mununga has picked up right where she left off last year, and that was controlling the glass ... Through games of Jan. 11, Mununga is first in The American, and eighth in the nation in rebounds per game, grabbing 11.8 boards per contest ... She grabbed a career high 21 rebounds against East Carolina on Jan. 2 ... She is also tops in the AAC and seventh in the nation in total rebounds, having hauled down 118 in 10 games ... For her career, Mununga has grabbed double-figure rebounds in 25 games, and has 14 career double-doubles to her credit, including five this season ... She is first in The American and 20th in Division I in double-doubles through Jan. 11.

■ Like Bethy Mununga, Elisa Pinzan has picked up where she left off following the 2019-20 season, although, for Pinzan, in the assist column ... Through games of Jan. 11, Pinzan is first in The American in total assists with 72, and second in the nation ... She is also first in the AAC in assists per game - and third in the nation, averaging 7.2 per contest ... She had a, then, career high 11 assists at Cincinnati on Dec. 22, however surpassed that on Jan. 9 with 14 dimes against Houston, tied for the second most in a game in program history.

■ In addition to being one of the top distributors of the ball, Pinzan is also one of the premier protectors of the ball as well ... Through Jan. 11, Pinzan is first in The American, and third in the nation, in assist/turnover ratio at 5.14 ... She has dropped 72 dimes on the year while just turning the ball over just 14 times.

SCOUTING TULANE

■ Tulane comes into its game with USF with a 7-3 record and a 3-2 mark in The American, following its 68-49 win at Cincinnati on Jan. 9 ... The Green Wave have won three straight, and four of the last five.

■ Krystal Freeman leads four players in double figures in the scoring column, netting 14.7 points per game on the year, however, Jerkaila Jordan is a close second averaging 14.3 points per outing ... Arsula Clark and Dynah Jones round out the top four, averaging 13.3 and 10.6 points per game, respectively ... Freeman also paces Tulane on the glass, pulling down 8.8 rebounds per game.

THE SERIES AGAINST THE GREEN WAVE

■ Wednesday marks the 44th meeting between USF and Tulane, with the Bulls holding a 24-19 series lead, dating back to Feb. 3, 1992 ... USF has won 15 straight and 18 of the last 19 games played ... The Bulls are 10-8 against the Green Wave in New Orleans.

USF all-time against Tulane

2/3/92	H	W	71-58
2/22/92	A	L	83-62
1/23/93	A	L	89-72
2/27/93	H	L	89-69
2/5/94	H	W	81-71
2/11/94	A	W	77-73
3/8/94	H	L	76-70
1/29/95	A	L	74-58
2/17/95	H	L	73-67
3/8/95	H	L	67-62
1/12/96	H	L	81-58
2/18/96	A	L	76-45
1/17/97	A	L	87-48
2/23/97	H	W	80-71
1/4/98	A	L	70-39
2/16/98	H	L	55-52
1/1/99	H	W	70-67
2/14/99	A	L	99-60
1/23/00	H	L	84-78

USF WHEN ...

Leading at halftime	9-0
Trailing at halftime	0-1
Tied at halftime	0-0
Overtime	0-0
USF shoots 50% or better from field	0-0
USF shoots 40-49% from field	4-0
USF shoots under 40% from field	5-1
Opp. shoots 50% or better from field	0-0
Opp. shoots 40-49% from field	1-0
Opp. shoots under 40% from field	8-1
USF outrebounds opponent	7-0
Opp. outrebounds USF	2-1
Tied in rebounds	0-0
USF records 10 or more steals	1-0
USF records 15 or more assists	7-0
USF commits less than 15 turnovers	5-0
USF commits 15 or more turnovers	4-1
USF commits less turnovers than opp.	4-0
USF commits more turnovers than opp.	5-1
USF shoots 70% or better from the line	5-1
USF shoots under 70% from the line	4-0
USF scores 59 points or less	0-0
USF scores between 60-69 points	4-1
USF scores between 70-79 points	2-0
USF scores between 80-89 points	3-0
USF scores between 90-99 points	0-0
USF scores more than 100 points	0-0
Two or less Bulls score in double figures	2-0
Three Bulls score in double figures	2-1
Four or more Bulls score in double figures	5-0
USF plays at Yuengling Center	6-1
USF plays on the road	3-0
USF plays at a neutral site	0-0
Playing in November	1-0
Playing in December	5-1
Playing in January	3-0
Playing in February	0-0
Playing in March	0-0
Playing on Saturday	4-0
Playing on Sunday	1-0
Playing on Monday	0-0
Playing on Tuesday	1-1
Playing on Wednesday	3-0
Playing on Thursday	0-0
Playing on Friday	0-0
Playing during the afternoon	5-0
Playing during the evening	4-1
Games decided by three points or less	0-0
Games decided by four to 10 points	2-1
Games decided by 11-20 points	3-0
Games decided by more than 20 points	4-0

SCORING MARGINS

Points: Margin of victory

1	2	3	4	5	6	7	8	9	10+
-	-	-	1	-	-	1	-	-	7

Points: Margin of defeat

1	2	3	4	5	6	7	8	9	10+
-	-	-	-	1	-	-	-	-	-

2020-21 USF STARTING LINEUPS

Forward/Wing	Forward	Forward/Center	Guard	Guard	W-L
Tsineke	Mununga	Leverett	Pinzan	Harvey	6-1
Bermejo	Mununga	Jordao	Pinzan	Harvey	1-0
Brabencova	Mununga	Leverett	Pinzan	Harvey	1-0
Alvarez	Mununga	Leverett	Pinzan	Harvey	1-0

A LOOK AT THE AMERICAN

AMERICAN ATHLETIC CONFERENCE STANDINGS (THRU 1/9)

	C-USA	Pct.	Over.	Pct.
USF	6-0	1.000	9-1	.900
Temple	4-0	1.000	4-3	.571
UCF	3-1	.750	5-2	.714
Tulane	3-2	.600	7-3	.700
East Carolina	3-2	.600	5-5	.500
Houston	2-3	.400	5-4	.556
Tulsa	2-3	.400	3-3	.500
Cincinnati	1-4	.200	2-7	.222
Wichita State	0-3	.000	3-5	.375
Memphis	0-4	.000	2-7	.222
SMU *	0-2	.000	0-6	.000

* Canceled the remainder of the 2020-21 season

PRESEASON POLL

1. USF (8)	7. Houston
2. UCF (1)	8. Memphis
3. Tulane	9. East Carolina
4. Cincinnati (2)	10. SMU
5. Temple	11. Tulsa
6. Wichita State	

AMERICAN ATHLETIC CONFERENCE SCHEDULE

January 13

Cincinnati at Temple	3:30 p.m.
UCF at East Carolina	6 p.m.
USF at Tulane	7 p.m.
Wichita State at Memphis	7:30 p.m.
Tulsa at Houston	8 p.m.

January 16

Tulane at Tulsa	2 p.m.
Houston at East Carolina	3:30 p.m.

January 17

Cincinnati at UCF	12 p.m. (ESPNU)
Memphis at USF	4 p.m. (ESPNU)

January 20

Memphis at Cincinnati	6 p.m.
East Carolina at Tulsa	7 p.m.
USF at Wichita State	7 p.m.
Temple at Houston	TBD

January 23

USF at East Carolina	1 p.m.
Wichita State at Temple	2 p.m.
Tulsa at Memphis	2 p.m.
UCF at Houston	6 p.m.

2/12/00	A	L	87-66
1/12/01	H	L	67-38
2/9/01	H	L	70-52
1/20/02	A	W	69-64
2/14/03	H	L	87-55
2/22/04	H	W	77-60
2/11/05	A	W	65-61
12/30/08	A	W	80-66
12/17/09	H	L	76-72
1/4/15	A	W	53-40
1/25/15	H	W	64-45
3/8/15	N	W	78-69
1/13/16	A	W	71-67
2/9/16	H	W	77-65
1/4/17	A	W	62-53
2/12/17	H	W	66-56
12/31/17	H	W	75-46
2/3/18	A	W	63-53
1/19/19	H	W	73-46
2/6/19	A	W	50-45
3/8/19	N	W	61-52
1/25/20	H	W	63-56
2/13/20	A	W	53-43
3/7/20	N	W	64-50

LAST TIME OUT

■ Maria Alvarez scored a career-high 23 points with six three-pointers and Bethy Mununga scored 12 points with 14 rebounds as USF dominated Houston after intermission on the way to an 80-51 win on Jan. 9 ... It was the Bulls' eighth straight win.

MISCELLANEOUS USF STATISTICS

Double Figure Scorers

Sydni Harvey	7
Bethy Munuga	6
Elisa Pinzan	5
Elena Tsineke	5
Beatriz Jordao	2
Kristyna Brabencova	3
Maria Alvarez	3
Shae Leverett	1
Cristina Bermejo	1

Double-Doubles

Bethy Munuga	5
Elisa Pinzan	2
Beatriz Jordao	1

Games Leading (Sharing) Scoring Honors

Elisa Pinzan	3
Elena Tsineke	2
Maria Alvarez	2
Kristyna Beabencova	1
Sydni Harvey	1
Bethy Munuga	1

Games Leading (Sharing) Rebounding Honors

Bethy Munuga	8
Beatriz Jordao	1
Shae Leverett	1

■ Alvarez scored 14 of her 23 points in the second quarter, while Mununga logged her fifth double-double of the season and the 14th of her career.

■ With a 44-38 halftime lead, the Bulls put the clamps on Houston, holding the Cougars to 13 percent shooting in the third quarter (2-for-15) and outscoring them 19-5.

■ During the final 20 minutes of the contest, USF allowed Houston to score only 13 points (five in the third quarter, eight in the fourth), which is tied for the 17th fewest points allowed in a half in a single game in program history ... It also marks the second time this season that the Bulls have held a team to 13 points in a half (Tulsa, Dec. 30, 13 points, seven first quarter, six in the second).

■ Elisa Pinzan scored 11 points and distributed 14 of South Florida's 22 assists ... Sydni Harvey and Elena Tsineke each scored 12.

GOING STREAKING

■ The Bulls are currently in the midst of an eight game winning streak, it's longest winning stretch since taking nine consecutive games during the 2017-18 campaign ... That nine-game stretch is the longest winning streak in program history, a mark that the Bulls will look to equal against Tulane.

USF'S LARGEST IN 2019-20

Lead	43 vs. Stetson (83-40)
Deficit	10 vs. Baylor (42-32)
Margin of victory	42 vs. Stetson (85-43)
Margin of defeat	5 vs. Baylor (67-65)
Halftime lead	24 vs. Jacksonville (49-25)
Halftime deficit	1 vs. Baylor (29-28)
Deficit in win	8 vs. Mississippi State (19-11)
Halftime deficit in win	-
Lead in loss	6 vs. Baylor (11-5)
Halftime lead in loss	-

USF: HOME, ROAD & NEUTRAL

Category	Home	Road	Neutral
Record	6-1	3-0	0-0
Field Goal%	39.8	39.3	-
3-Pt. Field Goal%	33.5	29.2	-
Free Throw%	73.2	61.3	-
Oppt. Field Goal%	32.4	34.1	-
Oppt. 3-Pt. Field Goal%	19.4	21.4	-
Oppt. Free Throw%	61.0	63.3	-
Rebounding Avg.	48.4	42.7	-
Rebounding Margin	+13.0	+7.7	-
Assists/Gm.	19.9	12.7	-
Turnovers/Gm.	14.4	11.3	-
Blocks/Gm.	3.9	5.0	-
Steals/Gm.	6.7	4.7	-
Points/Gm.	73.6	67.0	-
Points Allowed/Gm.	53.7	51.3	-

■ Included in the current eight game streak is a six game American Athletic Conference winning streak, the best conference start in program history ... USF surpassed the previous best, a 5-0 record to tip-off the 2014-15 campaign, with its 80-51 defeat of Houston on Jan. 9.

■ Against the Green Wave, the Bulls also look to equal their longest winning streak - nine games - in program history, with that streak coming during the 2008-09 and 1972-73 seasons ... USF won eight straight games, five times, the last coming during the 2017-18 campaign.

MILESTONE WATCH

■ Two Bulls come into the Tulane game on the verge of hitting significant career milestones.

■ Elisa Pinzan comes into the match up with the Green Wave with 296 career assists, just four assists shy of 300 ... She will look to become just the 12th player in program history to record 300 career assists.

■ In addition, Shae Leverett comes into Wednesday with 586 career rebounds, 14 shy of 600 for her career ... She looks to become the 17th player in program history to haul down 600 career rebounds.

DOUBLE DIPPING

■ Ten games, eight double-doubles for three separate Bulls.

■ Most recently, Bethy Mununga recorded her fifth double-double of the season with a 12-point, 14-rebound outing against Houston on Jan. 9 ... It was Mununga's 14th double-double of her career.

■ Mununga had a spectacular 23-point, 21 rebound effort against East Carolina on Jan. 2 ... Prior to ECU, Mununga had a 13-point, 14 rebound effort at Cincinnati on Dec. 22 ... Mununga also posted a 10-point, 11-rebound game against Stetson on Dec. 13 ... Earlier in the season, the former two-time junior college All-American had 13 points and 10 rebounds against No. 4/4 Baylor on Dec. 1 ... It was her second straight game against the Lady Bears - in as many years - with double-digit points and rebounds.

■ Elisa Pinzan logged her second career double-double on Jan. 9, against Houston, with an 11-point, and a career high 14-rebound performance

... The first of her career was a 14-point, 11-rebound effort against No. 6/7 Mississippi State on Dec. 5 in USF's 67-63 overtime win.

■ Beatriz Jordao got her 2020-21 campaign off to an impressive start after being banged up during the 2019-20 season ... Jordao recorded her second career double-double - and the first since her collegiate debut at Ohio State on Nov. 6, 2018 - with a 12-point and a career high 14-rebound performance against Jacksonville on Nov. 28 ... Jordao's only other double-double was a 17-point, 10-rebound outing against the Buckeyes in a 71-47 rout.

2020-21 USF double-doubles

Jordao ___ Nov. 28 vs. Jacksonville (12 pts./14 rbs.)
Mununga ___ Dec. 1 vs. Baylor (13 pts./10 rbs.)
Pinzan ___ Dec. 5 vs. Mississippi St. (14 pts./11 rbs.)
Mununga ___ Dec. 13 vs. Stetson (10 pts./11 rbs.)
Mununga ___ Dec. 22 at Cincinnati (13 pts./14 rbs.)
Mununga ___ Jan. 2 vs. ECU (23 pts./21 rbs.)
Mununga ___ Jan. 9 vs. Houston (12 pts./14 rbs.)
Pinzan ___ Jan. 9 vs. Houston (11 pts., 14 asts.)

A DOUBLE-DOUBLE MACHINE

■ Bethy Mununga has been a double-double machine since stepping on USF's campus ... Mununga has 13 double-doubles in her 39 games with the Bulls, including five this season.

Mununga's career double-doubles

Nov. 5, 2019 vs. Jacksonville ___ 11 pts./12 rbs.
Nov. 12, 2019 vs. Howard ___ 14 pts./11 rbs.
Nov. 15, 2019 vs. VCU ___ 14 pts./12 rbs.
Nov. 19, 2019 vs. No. 2/2 Baylor ___ 16 pts./12 rbs.
Nov. 28, 2019 vs. South Dakota St. ___ 15 pts./12 rbs.
Dec. 30, 2019 vs. Brown ___ 16 pts./14 rbs.
Jan. 22, 2020 at Wichita State ___ 13 pts./15 rbs.
Feb. 13, 2020 at Tulane ___ 11 pts./17 rbs.
Feb. 29, 2020 vs. SMU ___ 13 pts./16 rbs.
Dec. 1, 2020 vs. No. 4/4 Baylor ___ 13 pts./10 rbs.
Dec. 13, 2020 vs. Stetson ___ 11 pts./11 rbs.
Dec. 22, 2020 at Cincinnati ___ 13 pts./14 rbs.
Jan. 4, 2021 vs. ECU ___ 23 pts./21 rbs.
Jan. 9, 2021 vs. Houston ___ 12 pts./14 rbs.

A DAY TO REMEMBER

■ Bethy Mununga recorded one of the best single game performances in program history on Jan. 2, against East Carolina ... Mununga recorded just the eighth 20-20 game in program history when she poured in 23 points and grabbed 21 rebounds against

TOP 25 RANKINGS

ASSOCIATED PRESS (Jan. 11)

1.	Stanford	10-0
2.	Louisville	10-0
3.	NC State	10-0
4.	Connecticut	7-0
5.	South Carolina	8-1
6.	Baylor	8-1
7.	Texas A&M	12-0
8.	UCLA	7-2
9.	Maryland	9-1
10.	Oregon	9-2
11.	Arizona	8-2
12.	Kentucky	9-3
13.	Michigan	9-0
14.	Mississippi State	8-2
15.	Ohio St.	6-0
16.	USF	9-1
17.	Arkansas	10-4
18.	Indiana	7-3
19.	DePaul	6-3
20.	Gonzaga	10-2
21.	Texas	8-2
22.	Northwestern	6-2
23.	Tennessee	8-1
24.	Syracuse	5-1
25.	Washington St.	7-1

Also Receiving Votes: Missouri St. 61; Georgia 51; South Dakota State 39; Michigan St 15; West Virginia 15; Alabama 14; Arizona State 7; Rice 5; Iowa 5; IUPUI 1; North Carolina 1.

USA TODAY/WBCA COACHES POLL (Jan. 12)

1.	Stanford	10-0
2.	Louisville	10-0
3.	NC State	10-0
4.	South Carolina	8-1
5.	Connecticut	7-0
6.	Baylor	8-1
7.	Texas A&M	12-0
8.	UCLA	7-2
9.	Maryland	9-1
10.	Oregon	9-2
11.	Kentucky	9-3
12.	Michigan	9-0
13.	Arizona	8-2
14.	Mississippi State	8-2
15.	Ohio St.	6-0
16.	Arkansas	10-4
17.	USF	9-1
18.	Indiana	7-3
19.	Gonzaga	10-2
20.	Texas	8-2
21.	Syracuse	5-1
22.	DePaul	6-3
23.	Northwestern	6-2
25.	Missouri St.	4-2

Also Receiving Votes: South Dakota State 49; Georgia 41; Washington St. 40; Iowa 25; Florida State 15; Michigan St 14; IUPUI 7; West Virginia 6; Clemson 5; Dayton 4; Florida Gulf Coast 2; Wake Forest 1; Delaware 1; Arizona State 1.

GETTING SOCIAL WITH THE BULLS

■ Fans are encouraged to follow @USFWBB on Twitter, and "Like" USF women's basketball on Facebook (www.Facebook.com/USFwomensbasketball) for the latest Bulls' basketball news ... Follow all of USF's athletic teams on Twitter (@USFAthletics), Facebook (Facebook.com/USFAthletics), YouTube (BullsVision), and Instagram (USFAthletics).

East Carolina on Jan. 2 ... In addition to being extremely productive, she was extremely efficient, shooting 7-for-11 (63.6 percent) from the field and 9-of-12 (75.0 percent) from the charity stripe.

■ Mununga became the 14th player in program history to grab 20 or more rebounds, and her total is tied for the fourth most in a single game in school history, and tied for the fifth most in American Athletic Conference history.

DROPPIN' DIMES

■ The Bulls were feeling especially giving during Thanksgiving week as they handed out 29 assists in their season opener against Jacksonville on Nov. 28 ... The 29 dimes marked USF's seventh most in a single game in program history ... The Bulls also handed out 29 against FIU (Nov. 30, 2016), Grambling (Dec. 18, 2008), and Stetson (Dec. 3, 1983).

■ Elena Tsineke and Mihaela Lazic accounted for 12 of the Bulls' 29 assists against the Dolphins ... Tsineke dished out a career high seven assists while Lazic's five also marked a career-best.

■ Coming into the Tulane game, USF is tops in The American, and 18th in the nation in total assists with 177, and first in assists per game, and 22nd nationally, recording 17.7 per outing, through Jan. 11.

■ Elisa Pinzan is currently first in The American, and second nationally, in total assists with 72, and tops in the conference, and third nationally in assists per game, handing out 7.2 per contest, through Jan. 11.

DON'T STOP THE PINZANITY!!

■ Elisa Pinzan has been the premier distributor of the ball for the past two plus seasons, averaging 4.4 assists per game during her career ... Coming into the Tulane game, Pinzan has handed out five-or-more assists 29 times ... In addition, she has handed out seven-plus assists 17 times.

■ After dishing out, a then, career best nine assists, two times, Elisa Pinzan finally established a new career high with 11 handouts at Cincinnati on Dec. 22 ... Her 11 dimes is tied for the 11th most in a single game in program history.

■ It didn't take Pinzan long to surpass her 11-assist mark and establish a new career high ... On Jan. 9 against Houston, Pinzan handed out 14 assists, which is tied for the second most in a single game in program history.

Pinzan's career games with five-plus assists

14	Houston (Jan. 9, 2021)
11	at Cincinnati (Dec. 22, 2020)
9	Wichita State (Jan. 6, 2021)
9	Mississippi State (Dec. 5, 2020)
9	SMU (Feb. 29, 2020)
8	East Carolina (Jan. 2, 2021)
8	VCU (Nov. 15, 2019)
8	vs. Tulane (March 8, 2019)
8	Bethune Cookman (Nov. 15, 2018)
7	Temple (Feb. 9, 2020)
7	at Wichita State (Jan. 22, 2020)
7	at Temple (Jan. 16, 2020)
7	at Tulsa (Jan. 12, 2020)
7	Alabama State (Dec. 6, 2019)
7	Wichita State (Feb. 23, 2019)
7	Tulsa (Feb. 16, 2019)
7	Oklahoma (Nov. 18, 2018)
6	Baylor (Dec. 1, 2020)
6	at Memphis (2/22/20)
6	Tulane (Jan. 25, 2020)
6	at Baylor (Nov. 19, 2019)
6	Memphis (Jan. 23, 2019)
6	vs. Virginia (Dec. 21, 2018)
5	East Carolina (Feb. 25, 2020)
5	at UCF (Jan. 19, 2020)
5	Texas (Nov. 8, 2019)
5	Jacksonville (Nov. 5, 2019)
5	UConn (March 3, 2019)
5	vs. UCLA (Nov. 24, 2018)

THE BULLS HAVE BEEN TREYMEYNDOUS ...

■ USF has had the hot hand from behind the three-point arc, hitting 81 shots from long range in its first 10 games ... The Bulls are first in The American in three-point field goals made, through games of Jan. 9, and 30th in the nation through Jan. 11.

■ The Bulls hit a season high 12 treys against Wichita State on Jan. 6, which is tied for the 12th most in a single game in program history.

■ Maria Alvarez leads the way for the Bulls with 23 treys made on the year, with Elena Tsineke and Sydni Harvey right behind having hit 16 on the year apiece ... Included in Tsineke's 16 made threes are a career high five made against Wichita State on Jan. 6 ... Elisa Pinzan (12) and Kristyna Brabencova (10) also have double-figure treys.

... OPPONENTS NOT SO MUCH

■ USF has wreaked havoc defensively with its opposition around the three-point line in its 10 games ... The Bulls have held their opponent to a dismal 20.0 percent (28-for-140), including a combined 2-for-24 (0.08 percent) by No. 4/4 Baylor (0-for-11) and Mississippi State (2-for-13).

■ Through Jan. 9, the Bulls are first in The American, and through Jan. 11, third in the nation in three-point field goal percentage defense.

CHAIRWOMEN OF THE BOARDS ...

■ The Bulls have been a force on the boards this season at both the conference and national levels ... USF comes into its game with Tulane first in The American in rebounds per game, and 12th nationally (46.7), and first in The American in total rebounds (467), also good enough for 16th nationally ... In addition, the Green and Gold leads the AAC in rebounding margin with a +11.4 difference.

■ USF has been particularly impressive on the offensive glass, leading The American, averaging 17.0 boards per contest, also good enough for 13th in the nation.

2020-21 USF HONORS

Sydni Harvey

■ AAC Weekly Honor Roll (Dec. 28)

Beatriz Jordao

■ AAC Weekly Honor Roll (Nov. 30)

Bethy Mununga

- NCAA Starting Five (Jan. 7)
- AAC Co-Player of the Week (Jan. 4)
- College Sports Madness AAC Player of the Week (Jan. 4)
- College Sports Madness AAC Player of the Week (Dec. 7)
- Preseason Katrina McClain Award Watch List

Elisa Pinzan

- AAC Weekly Honor Roll (Dec. 21)
- NCAA Starting Five (Dec. 9)
- AAC Player of the Week (Dec. 7)
- Preseason All-AAC Second Team

Elena Tsineke

- AAC Weekly Honor Roll (Jan. 11)
- AAC Weekly Honor Roll (Dec. 14)
- Preseason All-AAC Second Team

CHART CLIMBERS

■ Shae Leverett continues to move up the school's career blocked shot and rebounding charts ... Coming into the game with Tulane, Leverett's 92 blocked shots is just one rejection shy of equaling Courtney Williams (2012-16) in seventh place on the school's career list with 93.

■ In addition, Leverett continues to move up the school's career rebounding chart ... Against Houston, Leverett's nine rebounds gave her 586, surpassing ChiChi Okpaleke (2004-08) and her 580, moving into sole possession of 17th place.

■ Elisa Pinzan currently has 296 career assists, placing her all alone in 12th all-time on the school's career assist list ... Next up on the list is Angie Snyder (1989-92), in 11th place with 315 career handouts.

BETHY MUNUNGA TABBED AAC CO-POW

■ USF standout Bethy Mununga was named the American Athletic Conference Co-Player of the Week for the week ending Jan. 3 ... The honor marks Mununga's first AAC Player of the Week award of her career ... Mununga

helped the Bulls to a pair of wins last week, a 65-35 rout of Tulsa on Dec. 30, and a 71-58 victory over East Carolina on Jan. 2, in which Mununga logged a career performance ... Mununga averaged 17.0 points per game and 14.0 rebounds per outing in the two games, to go along with 1.5 steals per game.

USF's 2020-21 Weekly AAC Honorees

Beatriz Jordao _____ AAC Honor Roll (Nov. 30)
Elisa Pinzan _____ AAC Player of the Week (Dec. 7)
Elena Tsineke _____ AAC Honor Roll (Dec. 13)
Elisa Pinzan _____ AAC Honor Roll (Dec. 21)
Sydni Harvey _____ AAC Honor Roll (Dec. 28)
Bethy Mununga _____ AAC Player of the Week (Jan. 4)
Elena Tsineke _____ AAC Honor Roll (Jan. 11)

FERNANDEZ WITHIN REACH OF MILESTONE: 400 CAREER WINS

■ Jose Fernandez enters the 2020-21 season - his 21st as a head coach - within reach of a milestone victory ... Fernandez currently boasts a 382-273 career coaching record with the Bulls, just 18 wins shy of his 400th career win ... Fernandez won his 350th game on Feb. 23, 2019,

when the Bulls defeated Wichita State in the Yuengling Center, 55-46.


■ Coming into the season, only 140 coaches (with a minimum of 10 years in Division I) have reached the 400-win marker.

FERNANDEZ AMONG THE AMERICAN'S ELITE

■ Fernandez also comes into the season as one of the elite coaches in the The American ... Entering his 21st season, the Miami native is second all-time in overall wins - only trailing UConn head coach Geno Auriemma (252) - while coaching in the AAC with 171 victories, and is sixth all-time in winning percentage (68.7 percent, 171-78); third among head coaches with 100 or more games coached in the conference.

■ In addition, in career American Athletic Conference league games, Fernandez is third all-time in conference wins with 91, and tied for third in conference winning percentage (72.2 percent, 91-35); second with over 100 games coached in the AAC.

NCAA SELECTS TAMPA BAY TO HOST FOUR SIGNATURE D-I EVENTS; WOMEN'S FINAL FOUR MAKES FOURTH STOP IN TAMPA



■ On Wednesday, Oct. 14, 2020, the National Collegiate Athletic Association (NCAA) announced that Tampa Bay has been selected as the host site of four major NCAA Championships, which includes the 2023 Division I Men's Frozen Four, 2023 Division I Women's Volleyball Championship, 2025 NCAA Division I Women's Final Four and 2026 NCAA Division I Men's Basketball First and Second Rounds.

In 2023, Tampa Bay will have the unique opportunity to host the Men's Frozen Four and Women's Volleyball Championship in the same calendar year, both at Amalie Arena. This marks Tampa Bay's third time hosting the Men's Frozen Four (2012, 2016) and second time hosting the Women's Volleyball Championship (2009).

In 2025, Tampa Bay will welcome the Women's Final Four back for a record fourth time. Tampa Bay has welcomed more fans in Women's Final Four history than any other city, with a combined 123,039 fans attending in 2008, 2015 and 2019. In 2019, sellout crowds in Amalie Arena totaled 40,189 fans as the Baylor Lady Bears claimed the national championship.

- ✓ 2023 NCAA Division I Men's Frozen Four (University of Wisconsin)
- ✓ 2023 NCAA Division I Women's Volleyball Championship (USF)
- ✓ 2025 NCAA Division I Women's Final Four (USF)
- ✓ 2026 NCAA Division I Men's Basketball First and Second Rounds (USF)



GAMEDAY. EVERY DAY.

HOME, SWEET HOME

■ To say that the Bulls have defended their home court over the last five seasons is an understatement ... Currently, USF boasts a dominating 81-16 record at the Yuengling Center since the 2014-15 season ... The Green and Gold has dropped just one game in two of the seven seasons, with those coming during the 2017-18 (13-1) and 2015-16 (15-1) seasons ... The Bulls were 14-2 on their home floor in 2019-20.

Seasons with four or fewer home losses since the beginning of the 2014-15 season

2019-20	14-2
2017-18	13-1
2016-17	10-4
2015-16	15-1
2014-15	13-3

■ USF has proven to be one of the elite teams in the American Athletic Conference, and to do that you need to win games at home ... The Bulls are 40-13 in AAC games at home, and were 29-5 prior to the 2018-19 season.

■ Games at the Yuengling Center are no vacation for nonconference foes when they come to Tampa ... Over the last six seasons, the Bulls have posted a 39-3 record in nonconference games at home ... USF has won 24-of-25 nonconference games, and 36 of its last 38, with the only losses coming to Louisville during the 2016-17 season and Baylor this season.

■ During the last six years, the likes of Oklahoma, LSU, Louisville, Penn State, Oklahoma State, St. John's, Texas, Baylor and Mississippi State have visited USF for nonconference match ups.

MORE WITH LESS

■ Although it wasn't as bad as the 2018-19 campaign when USF lost three potential all-conference players to season-ending injuries, but for the second straight year - during the 2019-20 campaign - the Bulls were hit with the injury bug in a big way ... USF had seven players, to end the season, who missed a total of 73 games, and the Bulls were still within reach of winning 20 games for the ninth time during Jose Fernandez's head coaching tenure, and were poised for another trip to the postseason ... Of the seven players, two - Mihaela Lazic and Maria Alvarez - were lost for the season.

■ During the 2018-19 campaign, a total of six players missed a combined 86 games due to injury.

Games missed during 2019-20 due to injury

PG __ Mihaela Lazic (back - season ending)	31
G __ Maria Alvarez (knee - season ending)	17
G __ Sydney Harvey (knee)	10
W __ Kristyna Brabencova (ankle, illness)	7
PG __ Elisa Pinzan (ankle)	5
F __ Bethy Mununga (hamstring)	3

Note - Elena Tsineke was ruled ineligible by the NCAA for the first five games of 2019-20 and did not play ... She is not included in this figure.

USF TABBED FIRST IN PRESEASON AAC POLL

■ USF has been picked to finish atop the American Athletic Conference this season in the league's preseason coaches poll ... It marks the first time in program history that the Bulls have been selected first in a preseason conference poll.

■ USF earned the top spot with 98 total points and eight of the 11 first-place votes ... UCF (79) was picked to finish second and Tulane (78) third, while Cincinnati (73) and Temple (57) round out the top five teams in the preseason poll ... Wichita State (54), Houston (49) and Memphis (40) were slotted sixth through eighth, respectively, with East Carolina (36), SMU (31) and Tulsa (10) rounding out the bottom three teams ... UCF (1) and Cincinnati (2) were the only two other schools to earn first place votes.

■ During the first seven years of The American, the Bulls were picked second five times (2014-15, 2015-16, 2017-18, 2018-19, 2019-20), behind previous AAC member, UConn, which was selected first all seven seasons ... USF finished third in 2013-14 and 2016-17.

TSINEKE, PINZAN EARN ALL-AAC HONORS

■ In addition to the Bulls being picked first in The American preseason poll, sophomore guard Elena Tsineke and junior guard Elisa Pinzan were recognized by the league's coaches, being named to the AAC Preseason All-Conference Second Team ... Both players were also honored at the conclusion of the 2019-20 campaign.

■ Tsineke, the team's top returning scorer from a year ago, averaged 12.4 points per game in 2019-20 and 12.6 points per outing in AAC games, en route to being named The American Freshman of the Year, Third Team All-Conference and to the AAC All-Freshmen Team.

■ Tsineke shot 37.3 percent (115-307) from the field and hit 44 of her 138 shots from behind the three-point arc (31.9 percent), while also leading The American in free-throw shooting percentage, hitting 88.2 percent (60-for-68) from the charity stripe ... She tallied double figures in 18 games on the year in 27 games played, and poured in 20-or-more points four times during her rookie campaign, including a career-high 25 points in a dominating 99-51 win over Temple.

■ Pinzan established herself as one of the top point guards in The American during the 2019-20 campaign, while joining Tsineke as an All-Conference Third Team selection at the end of the year ... She averaged 9.0 points per game, 4.5 assists per outing, and 2.9 rebounds per contest, in 27 games, including 24 starts ... Despite missing five games during the season due to an ankle injury, Pinzan was the conference leader in assists per game, and was fourth in total assists (121) ... In addition, she scored in double figures in 10 games on the year and handed out five-or-more assists 14 times.

MUNUNGA NAMED TO KATRINA MCCLAIN PRE-SEASON WATCH LIST

■ Bethy Mununga is one of 20 players to be named to the Katrina McClain Watch List as the top power forward in America, as given by the Naismith Memorial Basketball Hall of Fame and the Women's Basketball Coaches Association ... Mununga is the lone representative of the American Athletic Conference.

■ Mununga proved to be one of the top post players in The American, during her first season with the Bulls, after transferring from Northeastern Oklahoma A&M ... She was third on the team in scoring, averaging 9.2 points per game, and tops in rebounding, grabbing 10.1 boards per contest ... Mununga's rebounds per game average was second in The American, along with her total rebounds (292), in addition to being ranked 32nd and 36th in the nation, respectively ... She averaged 3.8 offensive rebounds per game, good enough for second in The American and 26th in the nation.

LACING 'EM UP AGAINST THE BEST

■ The landscape of Division I basketball scheduling was drastically changed due to the COVID-19 pandemic, however, one thing that remains a constant is the fact that the Bulls will still challenge themselves during the nonconference portion of their schedule, despite only four nonconference games ... Highlighting the Bulls' out-of-conference slate - both at home nonetheless - will be Baylor (Dec. 1) and Mississippi State (Dec. 8), with the Bulldogs as part of the AAC/SEC Challenge.

■ The Bulls will also face in-state foes Jacksonville (Nov. 28) and Stetson (Dec. 13).

■ USF was scheduled to take part in the inaugural Battle 4 Atlantis, at the Atlantis Resort in Paradise Islands, Bahamas, against a field that also included; Central Michigan, Marquette, Minnesota, Oklahoma, Oregon, South Carolina, and Syracuse. The Bulls, however, pulled out of the event due to concerns related to COVID-19.

PRIMED FOR THE POSTSEASON

■ USF has made 15 postseason tournament appearances and had six NCAA Tournament berths in head coach Jose Fernandez's 20 seasons ... The all-time winningest coach in program history, Fernandez has guided USF to nine 20-win seasons, two WNIT Final Four appearances, the 2009 WNIT championship and won more than 370 games.

■ Boasting a 19-13 record through the end of the American Athletic Conference Tournament last season, the Bulls were poised to make their 16th postseason appearance before the NCAA shut the season down due to the COVID-19 pandemic.

NEW KIDS ON THE BLOCK

■ The Bulls welcome four players to this year's 2020-21 roster, including a Division I transfer (Tereza Vitulova) and three freshmen (Jade Blagrove, Sara Guerreiro, and Angelee Rodriguez).

■ Vitulova (Domašo, Czech Republic) comes to USF after two very successful seasons at the University of Wyoming, where she was named All-Mountain West Conference following her sophomore year ... During the 2019-20 season, she played in and started all 29 games during the season for the Cowgirls, averaging 25.1 minutes per game, and averaged a team-high 14.2 points and 5.6 rebounds per game to go along with 0.5 assists per outing ... She shot a Mountain West-best 54.8 percent (176-for-321) from the field while shooting 44.2 percent (19-for-43) from three and 85.1 percent (40-for-47) from the free throw line ... Vitulova reached double-figure scoring 22 times, at least 20 points six times and at least 30 points once ... She scored a career-high 30 points against San Diego State (Jan. 22, 2020).

■ Guerreiro (Seixal, Portugal) played for Quinta Dos Lombos in Lisbon, Portugal, the same team as current Bull Beatriz Jordao ... She brings extensive high-level international experience ... Averaged 5.9 points and 3.0 rebounds per game while shooting 52.7 percent from the field and 83.3 percent from the free-throw line for Quinta Dos Lombos ... On the international stage during the summer of 2019, Guerreiro split time with Portugal's U20 national team, averaging 8.0 points, 1.7 rebounds and 1.5 assists per outing ... Logged 9.0 points and 4.1 rebounds per outing with the U18 national team.

■ Blagrove (Barendrecht, Netherlands) averaged 17.6 points and 10.0 rebounds per game before the season was shut down in March due to the COVID-19 pandemic ... She was voted the Most Valuable Player in the 2019 European Girls Basketball League (EGBL) Tournament held in Minsk, Belarus ... During the 2018-19 season, Blagrove helped Orange Lions Academy to the U20 EGBL Cup, and also spent time with the Netherlands U14, U16 and U18 national teams. ... Ranked 26th in the world, the Netherlands finished sixth in the 2018 U18 European Championships in Oberwart, Austria.

■ After being named to the South Florida Sun Sentinel Preseason Next Five prior to her senior campaign, Rodriguez (Las Piedras, Puerto Rico) averaged 8.8 points, 9.5 rebounds and 1.5 blocked shots per game as a senior at St. Thomas Aquinas (STA) High School in Ft. Lauderdale ... As a senior, she helped the Raiders to a 20-8 record – and a No. 12 ranking among all FHSAA 6A schools – while helping to guide STA to the regional semifinals before losing to eventual 6A state champion Blanche Ely.

WHERE USF RANKS AS A TEAM IN THE NCAA (THROUGH DECEMBER 31)

NCAA STATISTICS

South Fla. - 2020-21 Women's Basketball Ranking Summary thru games 01/11/2021

Statistic	National Conference		Value National Leader		Conference Value
	Rank	Rank		Leader	
Assist Turnover Ratio (336 ranked)	21	1	1.31 Northwestern	South Fla.	1.31
Assists (335 ranked)	18	1	177 Baylor	South Fla.	177
Assists Per Game (336 ranked)	22	1	17.7 Baylor	South Fla.	17.7
Blocked Shots (336 ranked)	50	1	42 Oklahoma St.	Cincinnati South Fla.	42
Blocked Shots Per Game (336 ranked)	74	3	4.2 Morehead St.	Cincinnati	4.7
Defensive Rebounds per Game (30 ranked)			Hawaii		36.0
Fewest Fouls (336 ranked)	223	8	169 UC Davis	18 Tulsa	103
Fewest Turnovers (336 ranked)	158	4	135 UC Davis	14 Tulsa	76
Field-Goal Percentage (336 ranked)	194	5	39.7 UConn	53.5 Tulane	43.1
Field-Goal Percentage Defense (336 ranked)	13	1	32.9 Baylor	27.9 South Fla.	32.9
Free Throw Attempts (336 ranked)	32	1	213 Arkansas	351 South Fla.	213
Free Throws Made (336 ranked)	35	1	147 Arkansas	252 South Fla.	147
Free-Throw Percentage (336 ranked)	178	3	69.0 Loyola Maryland	85.7 Memphis	70.4
Offensive Rebounds per Game (30 ranked)	13	1	17.0 Sam Houston	19.4 South Fla.	17.0
Personal Fouls Per Game (336 ranked)	125	3	16.9 Bucknell	12.5 Tulane	14.2
Rebound Margin (336 ranked)	17	1	11.4 Hawaii	25.0 South Fla.	11.4
Rebounds (336 ranked)	16	1	467 Longwood	546 South Fla.	467
Rebounds Per Game (336 ranked)	12	1	46.70 Baylor	53.00 South Fla.	46.70
Scoring Defense (336 ranked)	13	2	53.0 Bucknell	46.0 UCF	51.9
Scoring Margin (336 ranked)	26	1	18.6 Baylor	39.4 South Fla.	18.6
Scoring Offense (336 ranked)	101	2	71.6 New Mexico	95.4 Tulane	71.7
Steals (335 ranked)	180	7	61 SFA	181 East Carolina	116
Steals Per Game (335 ranked)	278	11	6.1 Grand Canyon	15.6 East Carolina	11.6
Three Pt FG Defense (336 ranked)	3	1	20.0 Alabama St.	18.9 South Fla.	20.0
Three-Point Field Goals Attempted (150 ranked)	30	1	250 High Point	382 South Fla.	250
Three-Point Field Goals Made (336 ranked)	30	1	81 Arkansas	141 South Fla.	81
Three-Point Field Goals Per Game (336 ranked)	42	1	8.1 Lehigh	12.2 South Fla.	8.1
Three-Point Field-Goal Percentage (336 ranked)	126	3	32.4 UC Davis	50.0 UCF	36.8
Turnover Margin (336 ranked)	137	5	1.10 Northwestern	13.38 Tulsa	6.67
Turnovers Forced (335 ranked)	257	10	14.60 N.C. A&T	27.60 Houston	20.78
Turnovers Per Game (336 ranked)	37	2	13.5 Bucknell	8.5 Tulsa	12.7
Won-Lost Percentage (318 ranked)	18	1	90.0 14 teams tied	100.0 South Fla.	90.0

WHERE USF RANKS INDIVIDUALLY IN THE NCAA (THROUGH DECEMBER 31)

Statistic	Player	National Rank	Conference Rank	Value	National Leader	Value	Conference Leader	Value
Assist Turnover Ratio (250 ranked)	Elisa Pinzan	3	1	5.14	Allie Best, Marist	7.50	Elisa Pinzan, South Fla.	5.14
Assists (142 ranked)	Elisa Pinzan	2	1	72	Destiney Philoxy, Massachusetts	80	Elisa Pinzan, South Fla.	72
Assists Per Game (243 ranked)	Elisa Pinzan	3	1	7.2	Rachel Hakes, Fairfield	8.8	Elisa Pinzan, South Fla.	7.2
Blocked Shots (146 ranked)	Beatriz Jordao	113	3	11	Natasha Mack, Oklahoma St.	47	Tiara Chambers, East Carolina	14
	Shae Leverett	113	3	11				
	Bethy Mununga	146	7	10				
Blocked Shots Per Game (218 ranked)	Beatriz Jordao	163	7	1.22	Sage Stobbert, UC Davis	5.00	Tiara Chambers, East Carolina	1.75
	Shae Leverett	207	10	1.10				
	Bethy Mununga	218	11	1.00				
Defensive Rebounds per Game (30 ranked)	Bethy Mununga	12	1	8.2	Natalie Kucowski, Lafayette	11.8	Bethy Mununga, South Fla.	8.2
Double Doubles (33 ranked)	Bethy Mununga	20	1	5	Akila Smith, Longwood	8	Bethy Mununga, South Fla.	5
					N'dea Jones, Texas A&M	8		
Field Goal Attempts (150 ranked)					Kyla McMakin, Longwood	270	Ilmar'l Thomas, Cincinnati	154
Field Goals Made (142 ranked)					Madison Siegrist, Villanova	93	Ilmar'l Thomas, Cincinnati	85
Field-Goal Percentage (250 ranked)					Katie Nelson, Boston U.	71.9	Ilmar'l Thomas, Cincinnati	55.2
Final Points (199 ranked)					Chelsea Dungee, Arkansas	266	Ilmar'l Thomas, Cincinnati	226
Free Throw Attempts (143 ranked)	Sydni Harvey	129	6	43	Anastasia Hayes, Middle Tenn.	114	Ilmar'l Thomas, Cincinnati	66
	Bethy Mununga	143	7	42				
Free Throws Made (148 ranked)	Sydni Harvey	148	5	31	Margaret Whitley, UAB	74	Ilmar'l Thomas, Cincinnati	55
Free-Throw Percentage (250 ranked)					12 players tied	100.0	Ilmar'l Thomas, Cincinnati	83.3
Minutes Played (150 ranked)	Elisa Pinzan	89	2	339:29	Kyla McMakin, Longwood	454:41	Ilmar'l Thomas, Cincinnati	350:33
Minutes Played Per Game (150 ranked)					Ciaja Harbison, Saint Louis	40.35	Ilmar'l Thomas, Cincinnati	38.95
Offensive Rebounds per Game (24 ranked)	Shae Leverett	22	2	4.1	Khadijah Brown, Ark.-Pine Bluff	5.1	Dulcy Mendjiadeu Fankam, Memphis	4.2
Points Per Game (249 ranked)					Anastasia Hayes, Middle Tenn.	28.6	Ilmar'l Thomas, Cincinnati	25.1
Rebounds (144 ranked)	Bethy Mununga	7	1	118	Akila Smith, Longwood	149	Bethy Mununga, South Fla.	118
Rebounds Per Game (240 ranked)	Bethy Mununga	8	1	11.8	Natalie Kucowski, Lafayette	13.8	Bethy Mununga, South Fla.	11.8
Steals (134 ranked)					Chasity Patterson, Kentucky	50	Dominique Claytor, East Carolina	25
						Lashonda Monk, East Carolina	Lashonda Monk, East Carolina	25
Steals Per Game (243 ranked)					Ataiya Bridges, Texas Southern	5.00	Lashonda Monk, East Carolina	3.12
					Jade Edwards, American	5.00		
Three-Point Field Goals Attempted (146 ranked)	Elena Tsineke	125	3	54	Kyla McMakin, Longwood	103	Madison Griggs, Memphis	71
	Sydni Harvey	146	4	51				
Three-Point Field Goals Made (141 ranked)	Maria Alvarez	60	1	23	Aisha Sheppard, Virginia Tech	40	Maria Alvarez, South Fla.	23
Three-Point Field Goals Per Game (242 ranked)	Maria Alvarez	60	2	2.56	Sam Lewis, Fairfield	4.17	Britney Onyeje, Houston	2.86
Three-Point Field-Goal Percentage (197 ranked)	Maria Alvarez	21	1	48.9	Lou Lopez-Senechal, Fairfield	61.3	Maria Alvarez, South Fla.	48.9
Triple Doubles (2 ranked)					Grace Berger, Indiana	2		

USF TV/RADIO PHOTO ROSTER

0



**Tereza
VITULOVA**

C | 6-2 | Jr.
Domašo, Czech Rep.


1



**Maria
ALVAREZ**

G | 5-7 | So.
Bal Harbour, Fla.

2



**Mihaela
LAZIC**

PG | 5-6 | R-Fr.
Slavonski Brod, Croatia

3



**Sydny
HARVEY**

G | 5-10 | Jr.
Nashville, Tenn.

4



**Elisa
PINZAN**

PG | 5-8 | Jr.
Murano, Italy

5



**Elena
TSINEKE**

G | 5-8 | So.
Thessaloniki, Greece

11



**Jade
BLAGROVE**

F | 6-2 | Fr.
Barendrecht, Neth.

12



**Cristina
BERMEJO**

W | 6-1 | So.
Sant Just Desvern, Spain

13



**Sara
GUERREIRO**

G | 5-8 | Fr.
Seixal, Portugal

20



**Bethy
MUNUNGA**

F | 6-0 | Sr.
Zellik, Belgium

21



**Shae
LEVERETT**

C | 6-2 | Post Bacc.
Rincon, Ga.

22



**Kristyna
BRABENCOVA**

W | 6-0 | So.
Brno, Czech Rep.


24



**Angelee
RODRIGUEZ**

F/C | 6-2 | Fr.
Oakland Park, Fla.

31



**Beatriz
JORDAO**

C | 6-3 | Jr.
Pombal, Portugal

34



**Silvia
SERRAT**

F | 6-1 | R-Jr.
Banyoles, Spain

USF ALL-TIME IN OVERTIME

■ **Overtime Games: 27-13**
 ■ **21-8 under Jose Fernandez**

Year	Opponent	W/L	Score
2/21/75	vs. Rollins	W	64-62 (OT)
2/18/78	at Florida State	L	76-84 (OT)
12/3/81	at Youngstown State	W	63-61 (OT)
12/17/83	Florida A&M	W	66-64 (OT)
1/22/84	Alabama State	W	102-96 (3OT)
2/15/84	Florida Southern	L	61-64 (OT)
1/30/93	Virginia Tech	L	83-85 (OT)
2/15/93	at Mercer	L	72-73 (OT)
1/8/94	Charlotte	W	77-69 (OT)
12/4/98	Chattanooga	W	77-76 (OT)
12/16/98	Minnesota	L	64-68 (OT)

12/18/00	Western Kentucky	L	81-84 (OT)
1/28/01	Memphis	L	71-81 (OT)
11/30/02	Bethune-Cookman	W	66-59 (OT)
2/2/04	#18 TCU	W	89-84 (2OT)
2/6/04	at Cincinnati	W	66-64 (OT)
12/1/04	at #8 Connecticut	L	65-75 (OT)
12/7/05	#11 DePaul	W	79-77 (OT)
1/28/06	at #21 Notre Dame	W	68-64 (OT)
12/29/06	at Saint Joseph's	W	80-76 (OT)
1/13/07	Notre Dame	W	87-78 (OT)
11/28/08	vs. Iowa	W	82-79 (OT)
3/8/08	vs Syracuse	W	68-67 (OT)
1/10/09	St. John's	W	81-71 (OT)
3/21/09	FGCU	W	88-81 (OT)
11/13/09	Florida A&M	L	73-68 (OT)

11/28/09	Loyola Marymount	W	77-71 (OT)
12/18/10	UNLV	W	59-54 (OT)
11/12/11	vs. Arkansas	L	65-61 (OT)
11/23/11	vs. Central Michigan	W	86-80 (OT)
1/17/12	DePaul	W	66-63 (OT)
2/27/12	Providence	W	64-56 (OT)
11/13/12	at Clemson	W	75-73 (OT)
1/8/13	Notre Dame	L	75-71 (OT)
3/25/13	vs. California	L	82-79 (OT)
12/21/14	at Penn State	W	90-87 (OT)
1/20/16	at Memphis	L	88-87 (OT)
12/20/17	vs Dayton	W	93-87 (OT)
2/18/18	at UCF	W	77-68 (OT)
12/5/20	#6 Mississippi St.	W	67-63 (OT)

USF VS. RANKED OPPONENTS

■ **Overall vs. Ranked Opponents: 17-89**
 ■ **15-89 under Jose Fernandez**

Date	Opponent	Rank	Score
1/31/94	Southern Miss	24	W, 80-74
2/23/97	Tulane	24	W, 80-71
12/28/02	Connecticut	2	L, 56-72
1/19/03	at DePaul	24	L, 57-63
1/4/04	at Georgia	12	L, 65-92
1/18/04	DePaul	17	L, 74-84
1/31/04	Houston	24	L, 57-62
2/2/04	TCU	18	W, 89-84 (2OT)
11/14/04	at Duke	6	L, 50-82
12/1/04	at Connecticut	8	L, 65-75 (OT)
1/30/05	at DePaul	17	L, 66-74
12/2/05	at North Carolina	7	L, 47-71
12/7/05	DePaul	11	W, 79-77 (OT)
12/10/05	Michigan State	13	L, 66-81
12/30/05	at LSU	3	L, 44-87
1/11/06	Rutgers	10	L, 65-66
1/24/06	at Connecticut	5	L, 47-77
1/28/06	at Notre Dame	21	W, 68-64 (OT)
2/5/06	at St. John's	25	L, 71-78
12/3/06	at Michigan State	20/18	L, 71-79
12/12/06	vs. Vanderbilt	12/12	L, 68-76
1/3/07	LSU	6/6	L, 48-60
1/16/07	Louisville	15/15	W, 74-58
1/20/07	at Pittsburgh	25/RV	L, 48-73
2/20/07	Connecticut	3/3	L, 67-81
2/24/07	at Marquette	19/19	L, 63-75
3/4/07	vs. Connecticut	3/3	L, 54-74
11/15/07	vs. Duke	10/9	L, 52-89
1/5/08	West Virginia	17/16	L, 73-79
1/30/08	at Connecticut	1/1	L, 48-71
2/5/08	DePaul	25/25	W, 78-73
2/16/08	Rutgers	5/4	L, 50-71
2/27/08	at Notre Dame	14/14	L, 49-92

3/9/08	vs. West Virginia	14/18	L, 42-64
11/27/08	vs. California	3/4	L, 55-85
1/06/09	Connecticut	1/1	L, 37-83
1/14/09	Louisville	7/11	L, 60-76
2/17/09	Notre Dame	24/24	L, 79-86
3/08/09	vs. Connecticut	1/1	L, 42-79
1/4/10	at Connecticut	1/1	L, 42-84
1/9/10	Georgetown	RV/25	L, 52-66
1/12/10	at Notre Dame	3/3	L, 64-81
1/16/10	Syracuse	25/25	W, 73-64
2/20/10	West Virginia	9/8	L, 45-54
12/2/10	Connecticut	1/1	L, 54-80
1/11/11	at DePaul	14/21	L, 61-77
1/22/11	at West Virginia	9/9	L, 52-78
2/5/11	Notre Dame	8/8	L, 68-76
2/8/11	at Georgetown	16/16	L, 38-67
2/16/11	St. John's	RV/22	L, 60-80
2/28/11	Georgetown	17/19	W, 60-55
1/7/12	Georgetown	16/16	L, 56-66
1/17/12	DePaul	14/21	W, 66-63 (OT)
1/27/12	at Connecticut	1/1	L, 62-77
2/1/12	West Virginia	9/9	L, 52-55
2/8/12	at St. John's	RV/22	L, 57-67
2/25/12	at Notre Dame	8/8	L, 68-80
3/3/12	vs. DePaul	14/21	L, 62-76
12/16/12	Nebraska	24/24	L, 52-62
1/8/13	Notre Dame	8/8	L, 71-75 (OT)
1/30/13	Louisville	12/12	L, 75-78
2/20/13	at Louisville	11/12	W, 73-62
2/23/13	Syracuse	18/21	W, 68-66
3/2/13	Connecticut	1/1	L, 51-85
3/10/13	vs. Notre Dame	2/2	L, 66-75
3/25/13	vs. California	6/6	L, 78-82 (OT)
11/8/13	Maryland	6/8	L, 70-78
12/14/13	vs. Oklahoma State	14/18	L, 56-75
1/12/14	Louisville	5/5	L, 54-62

1/26/14	at Connecticut	1/1	L, 53-81
2/2/14	at Louisville	5/5	L, 59-79
2/16/14	Connecticut	1/1	L, 38-63
3/9/14	vs. Louisville	3/4	L, 56-60
11/19/14	at Maryland	8/9	L, 67-85
11/29/14	vs. Kentucky	9/10	L, 57-61
1/18/15	at Connecticut	2/2	L, 50-92
3/2/15	Connecticut	1/1	L, 65-88
3/9/15	vs. Connecticut	1/1	L, 70-84
3/23/15	Louisville	8/8	L, 52-60
11/19/15	at Baylor	5/4	L, 63-65
12/30/15	vs. Mississippi State	8/8	L, 58-68
1/10/16	UConn	1/1	L, 59-75
2/15/16	at Louisville	11/12	L, 50-67
2/29/16	at UConn	1/1	L, 59-79
3/7/16	vs. UConn	1/1	L, 51-77
3/19/16	vs. Colorado State	22/22	W, 48-45
3/21/16	at UCLA	10/12	L, 67-72
1/10/17	at UConn	1/1	L, 37-102
1/22/17	Louisville	9/8	L, 52-66
2/19/17	Temple	RV/25	L, 71-77
2/27/17	UConn	1/1	L, 68-96
3/5/17	Temple	25/21	W, 63-58
3/6/17	UConn	1/1	L, 44-100
2/11/18	Ohio State	13/13	W, 84-65
1/13/19	at UConn	3/2	L, 46-63
3/4/19	vs. UConn	2/2	L, 47-57
3/10/19	vs. UConn	2/2	L, 45-81
11/8/19	Texas	15/15	W, 64-57
11/19/19	at Baylor	2/2	L, 46-58
12/19/19	vs. Mississippi State	15/15	L, 61-86
2/16/20	vs. UConn	5/6	L, 47-67
3/2/20	at UConn	5/4	L, 39-80
3/8/20	vs. UConn	5/4	L, 38-79
12/1/20	Baylor	4/4	L, 62-67
12/5	Mississippi State	6/7	W, 67-63

USF CAREER HIGHS

0 - TEREZA VITULOVA

Points	*SET WHILE AT WYOMING
Rebounds	30 vs San Diego State (1/22/20)*
Field Goals Made	11 at Air Force (12/4/19)*
Field Goals Attempted	13 at San Diego State (1/8/20)*
Three-Point Field Goals Made	23 at San Diego State (1/8/20)*
Three-Point Field Goals Attempted	2, 3X, last at Boise State (2/5/20)*
Free Throws Made	4, 2X, last vs. San Diego State (1/22/20)*
Free Throws Attempted	7 vs. San Diego State (1/22/20)*
Assists	8 vs. San Diego State (1/22/20)*
Steals	2, 2X, vs Colorado (11/17/19)*
Blocks	2, 3X, at San Diego State (1/8/20)*
Minutes	2, 7X, vs Fresno State (2/27/20)*
	34, 2X, last at San Diego State (1/8/20)*

1 - MARIA ALVAREZ

Points	23 vs. Houston (1/9/21)
Rebounds	6, 2X, last at UNLV (12/21/19)
Field Goals Made	7, 2X, last vs. Houston (1/9/21)
Field Goals Attempted	14 vs. Notre Dame (11/30/19)
Three-Point Field Goals Made	6, 2X, last vs. Houston (1/9/21)
Three-Point Field Goals Attempted	13 vs. Notre Dame (11/30/19)
Free Throws Made	4, 2X, last vs. East Carolina (1/2/20)
Free Throws Attempted	4, 4X, last vs. East Carolina (1/2/20)
Assists	6, 2X, last vs. Mississippi State (12/21/19)
Steals	2, 4X, last vs. Brown (12/30/19)
Blocks	0
Minutes	37 vs. Idaho (12/15/19)

2 - MIHAELA LAZIC

Points	6 vs. Jacksonville (11/28/20)
Rebounds	3 vs. Stetson (12/13/20)
Field Goals Made	3 vs. Jacksonville (11/28/20)
Field Goals Attempted	6 vs. Jacksonville (11/28/20)
Three-Point Field Goals Made	0
Three-Point Field Goals Attempted	3 vs. Jacksonville (11/28/20)
Free Throws Made	0
Free Throws Attempted	0
Assists	5 vs. Jacksonville (11/28/20)
Steals	1 at Tulsa (12/30/20)
Blocks	0
Minutes	15 vs. Jacksonville (11/28/20)

3 - SYDNI HARVEY

Points	28, vs. Tulane (3/7/20)
Rebounds	7 vs. Memphis (1/23/19)
Field Goals Made	9 vs. Tulane (1/19/19)
Field Goals Attempted	18 at SMU (1/26/19)
Three-Point Field Goals Made	7 vs. Temple (2/9/20)
Three-Point Field Goals Attempted	11 at Cincinnati (12/22/20)
Free Throws Made	10 vs. Tulane (3/7/20)
Free Throws Attempted	12 vs. vs. Tulane (3/7/20)
Assists	6 vs. Vermont (12/17/18)
Steals	2, 13X, last at Cincinnati (12/22/20)
Blocks	1, 6X, last vs. Jacksonville (11/28/20)
Minutes	40 vs. Creighton (12/20/18)

4 - ELISA PINZAN

Points	23, 2X, last vs. UCF (1/19/20)
Rebounds	11 vs. Mississippi State (12/5/20)
Field Goals Made	8 vs. UCF (1/19/20)
Field Goals Attempted	20 vs. UConn (2/16/20)
Three-Point Field Goals Made	7 vs. UCF (1/19/20)
Three-Point Field Goals Attempted	12 vs. UCF (1/19/20)
Free Throws Made	8 vs. Houston (3/9/19)
Free Throws Attempted	9 at Memphis (12/16/20)
Assists	14 vs. Houston (1/9/21)
Steals	5, 2X, last at Wichita State (1/22/20)
Blocks	1, 2X, last at Cincinnati (2/2/20)
Minutes	41 vs. Mississippi State (12/5/20)

5 - ELENA TSINEKE

Points	31 vs. Wichita State (1/6/21)
Rebounds	6 vs. Baylor (12/1/20)
Field Goals Made	11 vs. Wichita State (1/6/21)
Field Goals Attempted	19 vs. Houston (1/29/20)
Three-Point Field Goals Made	5 vs. Wichita State (1/6/21)
Three-Point Field Goals Attempted	12 vs. Notre Dame (11/30/19)
Free Throws Made	7 vs. Florida Gulf Coast (11/29/19)
Free Throws Attempted	8 vs. Florida Gulf Coast (11/29/19)
Assists	7 vs. Jacksonville (11/28/20)
Steals	4 vs. Tulane (1/25/20)
Blocks	2 vs. Stetson (12/13/20)
Minutes	38 vs. Tulane (3/7/20)

11 - JADE BLAGROVE

Points	5 vs. Stetson (12/13/20)
Rebounds	2 vs. Stetson (12/13/20)
Field Goals Made	1 vs. Stetson (12/13/20)
Field Goals Attempted	1 vs. Stetson (12/13/20)
Three-Point Field Goals Made	0
Three-Point Field Goals Attempted	0
Free Throws Made	3 vs. Stetson (12/13/20)
Free Throws Attempted	4 vs. Stetson (12/13/20)
Assists	0
Steals	1 vs. Jacksonville (11/28/20)
Blocks	0
Minutes	3 vs. Stetson (12/13/20)

12 - CRISTINA BERMEJO

Points	10, 2X, last vs. Stetson (12/13/20)
Rebounds	5, 4X, last at Tulsa (12/30/20)
Field Goals Made	4, 2X, last vs. SMU (2/29/20)
Field Goals Attempted	9 vs. Idaho (12/15/19)
Three-Point Field Goals Made	2 vs. Idaho (12/15/19)
Three-Point Field Goals Attempted	5 vs. Idaho (12/15/19)
Free Throws Made	4 vs. Stetson (12/13/20)
Free Throws Attempted	4 vs. Stetson (12/13/20)
Assists	5 at Memphis (2/22/20)
Steals	2, 3X, last at Memphis (2/22/20)
Blocks	2, 3X, last at Tulsa (12/30/20)
Minutes	24 at Memphis (2/22/20)

USF CAREER HIGHS

13 - SARA GUERREIRO

Points	6 vs. Jacksonville (11/28/20)
Rebounds	3 vs. Jacksonville (11/28/20)
Field Goals Made	3 vs. Jacksonville (11/28/20)
Field Goals Attempted	6 vs. Stetson (12/13/20)
Three-Point Field Goals Made	0
Three-Point Field Goals Attempted	3 vs. Stetson (12/13/20)
Free Throws Made	4 vs. Stetson (12/13/20)
Free Throws Attempted	4 vs. Stetson (12/13/20)
Assists	1 vs. Jacksonville (11/28/20)
Steals	0
Blocks	0
Minutes	12 vs. Jacksonville (11/28/20)

20 - BETHY MUNUNGA

Points	23 vs. East Carolina (1/2/20)
Rebounds	21 vs. East Carolina (1/2/20)
Field Goals Made	7, 2X, last vs. East Carolina (1/2/20)
Field Goals Attempted	14 vs. Brown (12/30/19)
Three-Point Field Goals Made	3 vs. Baylor (12/1/20)
Three-Point Field Goals Attempted	3 vs. Baylor (12/1/20)
Free Throws Made	9 vs. East Carolina (1/2/20)
Free Throws Attempted	12 vs. East Carolina (1/2/20)
Assists	4, 2X, last vs. Stetson (12/13/20)
Steals	4, 2X, last vs. Wichita State (1/6/21)
Blocks	4 at Wichita State (1/22/20)
Minutes	39 at Baylor (11/19/19)

21 - SHAE LEVERETT

Points	20 vs. Wichita State (2/23/19)
Rebounds	18 vs. Wichita State (2/23/19)
Field Goals Made	6, 3X, last vs. James Madison (2/23/19)
Field Goals Attempted	10 vs. Wichita State (2/23/19)
Three-Point Field Goals Made	0
Three-Point Field Goals Attempted	1 at Houston (2/27/19)
Free Throws Made	10 vs. Wichita State (2/23/19)
Free Throws Attempted	12 at SMU (1/26/19)
Assists	3 at ECU (2/20/19)
Steals	4 vs. Houston (1/9/21)
Blocks	7 vs. Memphis (1/23/19)
Minutes	40, 2X, last at SMU (1/26/19)

22 - KRISTYNA BRABENCOVA

Points	18 vs. Jacksonville (11/28/20)
Rebounds	11 vs. Idaho (12/15/19)
Field Goals Made	7, 2X, last vs. Jacksonville (11/28/20)
Field Goals Attempted	16, 3X, last vs. Jacksonville (11/28/20)
Three-Point Field Goals Made	4, 2X, last vs. Jacksonville (11/28/20)
Three-Point Field Goals Attempted	9 vs. Alabama State (12/6/19)
Free Throws Made	5 vs. Howard (11/12/19)
Free Throws Attempted	6 vs. Howard (11/12/19)
Assists	7 vs. Cincinnati (1/5/20)
Steals	3, 2X, last at Tulsa (1/12/19)
Blocks	3, 2X, last vs. Brown (12/30/19)
Minutes	37, 2X, last vs. UCF (1/19/20)

24 - ANGELEE RODRIGUEZ

Points	2 vs. Stetson (12/13/20)
Rebounds	2 vs. Stetson (12/13/20)
Field Goals Made	1 vs. Stetson (12/13/20)
Field Goals Attempted	4 vs. Stetson (12/13/20)
Three-Point Field Goals Made	0
Three-Point Field Goals Attempted	0
Free Throws Made	0
Free Throws Attempted	0
Assists	0
Steals	0
Blocks	0
Minutes	5 vs. Stetson (12/13/20)

31 - BEATRIZ JORDAO

Points	18 vs. North Carolina (11/23/18)
Rebounds	14 vs. Jacksonville (11/28/20)
Field Goals Made	8, 3X, last vs. New Hampshire (11/30/18)
Field Goals Attempted	11 vs. New Hampshire (11/30/18)
Three-Point Field Goals Made	0
Three-Point Field Goals Attempted	0
Free Throws Made	4 vs. Kentucky (11/22/18)
Free Throws Attempted	8 vs. Kentucky (11/22/18)
Assists	3 vs. Stetson (12/13/20)
Steals	2, 2X, last vs. Houston (1/9/21)
Blocks	4, 4X, last vs. Jacksonville (11/28/20)
Minutes	29 vs. North Carolina (11/23/18)

34 - SILVIA SERRAT

Points	0
Rebounds	0
Field Goals Made	0
Field Goals Attempted	0
Three-Point Field Goals Made	0
Three-Point Field Goals Attempted	0
Free Throws Made	0
Free Throws Attempted	0
Assists	0
Steals	0
Blocks	0
Minutes	0



2020-21 South Fla. Women's Basketball Combined Team Statistics All games

Page 1/1
as of Jan 10, 2021

Game Records

Record	Overall	Home	Away	Neutral
ALL GAMES	9-1	6-1	3-0	0-0
CONFERENCE	6-0	3-0	3-0	0-0
NON-CONFERENCE	3-1	3-1	0-0	0-0

Score by Periods

Team	1st	2nd	3rd	4th	OT	TOT
South Fla.	171	174	177	187	7	716
Opponents	141	119	148	119	3	530

Team Box Score

No.	Player				Total		3-Point		F-Throw		Rebounds												
		GP-GS	MIN	AVG	FG-FGA	FG%	3FG-FGA	3FG%	FT-FTA	FT%	OFF	DEF	TOT	AVG	PF	DQ	A	TO	BLK	STL	PTS	AVG	
5	TSINEKE, Elena	10-7	206:56	20.7	42-108	.389	16-54	.296	20-22	.909	8	11	19	1.9	20	1	20	18	2	3	120	12.0	
3	HARVEY, Sydni	10-10	232:02	23.2	29-88	.330	16-51	.314	31-43	.721	12	10	22	2.2	13	0	17	14	1	10	105	10.5	
20	MUNUNGA, Bethy	10-10	303:25	30.3	36-65	.554	3-7	.429	28-42	.667	36	82	118	11.8	31	1	13	23	10	14	103	10.3	
1	ALVAREZ, Maria	9-1	165:24	18.4	26-58	.448	23-47	.489	15-19	.789	4	17	21	2.3	15	1	9	12	0	4	90	10.0	
4	PINZAN, Elisa	10-10	339:29	33.9	28-83	.337	12-40	.300	14-22	.636	4	34	38	3.8	8	0	72	14	0	12	82	8.2	
22	BRABENCOVA, Kristyna	10-1	168:36	16.9	21-77	.273	10-32	.313	10-11	.909	9	22	31	3.1	18	1	11	13	5	3	62	6.2	
21	LEVERETT, Shae	10-9	251:07	25.1	20-34	.588	0-0	.000	14-34	.412	41	24	65	6.5	34	1	4	11	11	8	54	5.4	
31	JORDAO, Beatriz	9-1	128:45	14.3	22-41	.537	0-0	.000	3-4	.750	9	38	47	5.2	11	0	9	7	11	3	47	5.2	
0	VITULOVA, Tereza	5-0	31:47	6.4	3-12	.250	1-6	.167	2-2	1.000	1	5	6	1.2	4	0	0	0	0	1	9	1.8	
11	BLAGROVE, Jade	3-0	06:50	2.3	1-1	1.000	0-0	.000	3-4	.750	2	0	2	0.7	1	0	1	2	0	1	5	1.7	
13	GUERREIRO, Sara	6-0	29:43	5.0	5-12	.417	0-3	.000	0-2	.000	5	2	7	1.2	0	0	1	3	0	0	10	1.7	
12	BERMEJO, Cristina	10-1	94:16	9.4	5-20	.250	0-5	.000	6-6	1.000	6	17	23	2.3	10	0	5	5	2	1	16	1.6	
2	LAZIC, Mihaela	10-0	58:24	5.8	5-12	.417	0-5	.000	1-2	.500	1	4	5	0.5	3	0	15	7	0	1	11	1.1	
24	RODRIGUEZ, Angelee	3-0	08:16	2.8	1-4	.250	0-0	.000	0-0	.000	0	3	3	1.0	1	0	0	0	0	0	2	0.7	
Team											32	28	60					6					
Total		10	2025		244-615	.397	81-250	.324	147-213	.690	170	297	467	46.7	169	5	177	135	42	61	716	71.6	
Opponents		10	2025		191-580	.329	28-140	.200	120-195	.615	126	227	353	35.3	192	6	85	146	26	70	530	53.0	

Team Statistics

	USF	OPP
Scoring	716	530
Points per game	71.6	53.0
Scoring margin	+18.6	-
Field goals-att	244-615	191-580
Field goal pct	.397	.329
3 point fg-att	81-250	28-140
3-point FG pct	.324	.200
3-pt FG made per game	8.1	2.8
Free throws-att	147-213	120-195
Free throw pct	.690	.615
F-Throws made per game	14.7	12.0
Rebounds	467	353
Rebounds per game	46.7	35.3
Rebounding margin	+11.4	-
Assists	177	85
Assists per game	17.7	8.5
Turnovers	135	146
Turnovers per game	13.5	14.6
Turnover margin	+1.1	-
Assist/turnover ratio	1.3	0.6
Steals	61	70
Steals per game	6.1	7.0
Blocks	42	26
Blocks per game	4.2	2.6
Winning streak	8	-
Home win streak	5	-
Attendance	1044	411
Home games-Avg/Game	7-149	3-137
Neutral site-Avg/Game	-	0-0

Team Results

Date	Opponent	Score	Att.
11/28/2020	Jacksonville	W	84-46
12/01/2020	Baylor	L	62-67
12/05/2020	Mississippi St.	Wot	67-63
12/13/2020	Stetson	W	85-43
12/16/2020	at Memphis	W	65-58
12/22/2020	at Cincinnati	W	73-61
12/30/2020	at Tulsa	W	63-35
01/02/2021	East Carolina	W	71-58
01/06/2021	Wichita St.	W	66-48
01/09/2021	Houston	W	80-51



2020-21 South Fla. Women's Basketball Combined Team Statistics Specific games

Page 1/1
as of Jan 10, 2021

Game Records

Record	Overall	Home	Away	Neutral
ALL GAMES	6-0	3-0	3-0	0-0
CONFERENCE	6-0	3-0	3-0	0-0
NON-CONFERENCE	0-0	0-0	0-0	0-0

Score by Periods

Team	1st	2nd	3rd	4th	OT	TOT
South Fla.	103	88	109	118	0	418
Opponents	77	75	87	72	0	311

Team Box Score

No.	Player				Total		3-Point		F-Throw		Rebounds													
		GP-GS	MIN	AVG	FG-FGA	FG%	3FG-FGA	3FG%	FT-FTA	FT%	OFF	DEF	TOT	AVG	PF	DQ	A	TO	BLK	STL	PTS	AVG		
5	TSINEKE, Elena	6-3	117:07	19.5	27-62	.435	9-27	.333	18-20	.900	2	4	6	1.0	13	1	8	11	0	2	81	13.5		
3	HARVEY, Sydni	6-6	140:27	23.4	18-49	.367	10-28	.357	21-27	.778	8	5	13	2.2	6	0	8	8	0	6	67	11.2		
20	MUNUNGA, Bethy	6-6	182:11	30.4	23-38	.605	0-2	.000	20-31	.645	21	53	74	12.3	18	0	6	19	7	12	66	11.0		
1	ALVAREZ, Maria	6-1	102:57	17.2	15-35	.429	14-31	.452	11-15	.733	3	11	14	2.3	6	0	5	8	0	2	55	9.2		
4	PINZAN, Elisa	6-6	213:54	35.7	18-46	.391	7-23	.304	9-16	.563	0	18	18	3.0	5	0	49	9	0	6	52	8.7		
31	JORDAO, Beatriz	6-1	80:29	13.4	14-27	.519	0-0	.000	2-2	1.000	3	20	23	3.8	8	0	5	3	5	2	30	5.0		
22	BRABENCOVA, Kristyna	6-1	107:13	17.9	9-38	.237	4-15	.267	6-7	.857	5	13	18	3.0	9	0	5	5	3	2	28	4.7		
21	LEVERETT, Shae	6-5	142:06	23.7	10-18	.556	0-0	.000	6-18	.333	26	15	41	6.8	21	1	2	9	9	5	26	4.3		
0	VITULOVA, Tereza	5-0	31:47	6.4	3-12	.250	1-6	.167	2-2	1.000	1	5	6	1.2	4	0	0	0	0	1	9	1.8		
13	GUERREIRO, Sara	2-0	04:48	2.4	1-1	1.000	0-0	.000	0-2	.000	2	1	3	1.5	0	0	0	1	0	0	2	1.0		
2	LAZIC, Mihaela	6-0	24:44	4.1	1-3	.333	0-1	.000	0-0	.000	0	1	1	0.2	1	0	6	4	0	1	2	0.3		
11	BLAGROVE, Jade	1-0	01:43	1.7	0-0	.000	0-0	.000	0-0	.000	0	0	0	0.0	1	0	1	0	0	0	0	0.0		
24	RODRIGUEZ, Angelee	1-0	01:43	1.7	0-0	.000	0-0	.000	0-0	.000	0	0	0	0.0	1	0	0	0	0	0	0	0.0		
12	BERMEJO, Cristina	6-1	48:51	8.1	0-6	.000	0-2	.000	0-0	.000	2	10	12	2.0	4	0	1	2	2	0	0	0.0		
Team											14	17	31					3						
Total		6	1200		139-335	.415	45-135	.333	95-140	.679	87	173	260	43.3	97	2	96	82	26	39	418	69.7		
Opponents		6	1200		114-339	.336	19-86	.221	64-101	.634	69	127	196	32.7	119	4	51	82	14	45	311	51.8		

Team Statistics

	USF	OPP
Scoring	418	311
Points per game	69.7	51.8
Scoring margin	+17.8	-
Field goals-att	139-335	114-339
Field goal pct	.415	.336
3 point fg-att	45-135	19-86
3-point FG pct	.333	.221
3-pt FG made per game	7.5	3.2
Free throws-att	95-140	64-101
Free throw pct	.679	.634
F-Throws made per game	15.8	10.7
Rebounds	260	196
Rebounds per game	43.3	32.7
Rebounding margin	+10.7	-
Assists	96	51
Assists per game	16.0	8.5
Turnovers	82	82
Turnovers per game	13.7	13.7
Turnover margin	0.0	-
Assist/turnover ratio	1.2	0.6
Steals	39	45
Steals per game	6.5	7.5
Blocks	26	14
Blocks per game	4.3	2.3
Winning streak	6	-
Home win streak	3	-
Attendance	1044	411
Home games-Avg/Game	3-348	3-137
Neutral site-Avg/Game	-	0-0

Team Results

Date	Opponent		Score	Att.
12/16/2020	at Memphis	W	65-58	111
12/22/2020	at Cincinnati	W	73-61	300
12/30/2020	at Tulsa	W	63-35	0
01/02/2021	East Carolina	W	71-58	0
01/06/2021	Wichita St.	W	66-48	620
01/09/2021	Houston	W	80-51	424



2020-21 South Fla. Women's Basketball Combined Team Statistics Specific games

Page 1/1
as of Jan 10, 2021

Game Records

Record	Overall	Home	Away	Neutral
ALL GAMES	6-1	6-1	0-0	0-0
CONFERENCE	3-0	3-0	0-0	0-0
NON-CONFERENCE	3-1	3-1	0-0	0-0

Score by Periods

Team	1st	2nd	3rd	4th	OT	TOT
South Fla.	116	141	122	129	7	515
Opponents	101	91	95	86	3	376

Team Box Score

No.	Player				Total		3-Point		F-Throw		Rebounds												
		GP-GS	MIN	AVG	FG-FGA	FG%	3FG-FGA	3FG%	FT-FTA	FT%	OFF	DEF	TOT	AVG	PF	DQ	A	TO	BLK	STL	PTS	AVG	
1	ALVAREZ, Maria	6-1	116:26	19.4	23-47	.489	20-38	.526	11-11	1.000	3	10	13	2.2	11	1	6	8	0	3	77	12.8	
5	TSINEKE, Elena	7-5	153:37	21.9	32-81	.395	13-43	.302	12-13	.923	7	8	15	2.1	13	0	18	15	2	3	89	12.7	
20	MUNUNGA, Bethy	7-7	219:35	31.4	27-48	.563	3-6	.500	20-27	.741	27	60	87	12.4	22	1	9	15	7	12	77	11.0	
3	HARVEY, Sydni	7-7	153:34	21.9	16-55	.291	9-32	.281	21-31	.677	7	7	14	2.0	10	0	12	9	1	6	62	8.9	
22	BRABENCOVA, Kristyna	7-1	117:04	16.7	16-56	.286	9-26	.346	6-6	1.000	5	15	20	2.9	16	1	11	11	4	2	47	6.7	
4	PINZAN, Elisa	7-7	230:44	33.0	16-55	.291	7-25	.280	7-8	.875	4	27	31	4.4	5	0	54	11	0	7	46	6.6	
21	LEVERETT, Shae	7-7	179:31	25.6	15-23	.652	0-0	.000	11-24	.458	28	17	45	6.4	24	0	4	9	6	8	41	5.9	
31	JORDAO, Beatriz	6-0	82:41	13.8	13-26	.500	0-0	.000	3-4	.750	7	26	33	5.5	7	0	7	5	7	3	29	4.8	
12	BERMEJO, Cristina	7-0	66:02	9.4	5-18	.278	0-4	.000	6-6	1.000	4	11	15	2.1	8	0	4	4	0	1	16	2.3	
11	BLAGROVE, Jade	3-0	06:50	2.3	1-1	1.000	0-0	.000	3-4	.750	2	0	2	0.7	1	0	1	2	0	1	5	1.7	
13	GUERREIRO, Sara	6-0	29:43	5.0	5-12	.417	0-3	.000	0-2	.000	5	2	7	1.2	0	0	1	3	0	0	10	1.7	
2	LAZIC, Mihaela	7-0	48:08	6.9	5-11	.455	0-5	.000	1-2	.500	1	3	4	0.6	2	0	12	4	0	0	11	1.6	
0	VITULOVA, Tereza	3-0	12:49	4.3	1-5	.200	1-3	.333	0-0	.000	1	1	2	0.7	1	0	0	0	0	1	3	1.0	
24	RODRIGUEZ, Angelee	3-0	08:16	2.8	1-4	.250	0-0	.000	0-0	.000	0	3	3	1.0	1	0	0	0	0	0	2	0.7	
Team											27	21	48					5					
Total		7	1425		176-442	.398	62-185	.335	101-138	.732	128	211	339	48.4	121	3	139	101	27	47	515	73.6	
Opponents		7	1425		134-413	.324	19-98	.194	89-146	.610	94	154	248	35.4	127	2	60	107	17	52	376	53.7	

Team Statistics

	USF	OPP
Scoring	515	376
Points per game	73.6	53.7
Scoring margin	+19.9	-
Field goals-att	176-442	134-413
Field goal pct	.398	.324
3 point fg-att	62-185	19-98
3-point FG pct	.335	.194
3-pt FG made per game	8.9	2.7
Free throws-att	101-138	89-146
Free throw pct	.732	.610
F-Throws made per game	14.4	12.7
Rebounds	339	248
Rebounds per game	48.4	35.4
Rebounding margin	+13.0	-
Assists	139	60
Assists per game	19.9	8.6
Turnovers	101	107
Turnovers per game	14.4	15.3
Turnover margin	+0.9	-
Assist/turnover ratio	1.4	0.6
Steals	47	52
Steals per game	6.7	7.4
Blocks	27	17
Blocks per game	3.9	2.4
Winning streak	5	-
Home win streak	5	-
Attendance	1044	0
Home games-Avg/Game	7-149	0-0
Neutral site-Avg/Game	-	0-0

Team Results

Date	Opponent		Score	Att.
11/28/2020	Jacksonville	W	84-46	0
12/01/2020	Baylor	L	62-67	0
12/05/2020	Mississippi St.	Wot	67-63	0
12/13/2020	Stetson	W	85-43	0
01/02/2021	East Carolina	W	71-58	0
01/06/2021	Wichita St.	W	66-48	620
01/09/2021	Houston	W	80-51	424



2020-21 South Fla. Women's Basketball Combined Team Statistics Specific games

Page 1/1
as of Dec 31, 2020

Game Records

Record	Overall	Home	Away	Neutral
ALL GAMES	3-0	0-0	3-0	0-0
CONFERENCE	3-0	0-0	3-0	0-0
NON-CONFERENCE	0-0	0-0	0-0	0-0

Score by Periods

Team	1st	2nd	3rd	4th	OT	TOT
South Fla.	55	33	55	58	0	201
Opponents	40	28	53	33	0	154

Team Box Score

No.	Player				Total		3-Point		F-Throw		Rebounds												
		GP-GS	MIN	AVG	FG-FGA	FG%	3FG-FGA	3FG%	FT-FTA	FT%	OFF	DEF	TOT	AVG	PF	DQ	A	TO	BLK	STL	PTS	AVG	
3	HARVEY, Sydni	3-3	78:28	26.2	13-33	.394	7-19	.368	10-12	.833	5	3	8	2.7	3	0	5	5	0	4	43	14.3	
4	PINZAN, Elisa	3-3	108:44	36.2	12-28	.429	5-15	.333	7-14	.500	0	7	7	2.3	3	0	18	3	0	5	36	12.0	
5	TSINEKE, Elena	3-2	53:19	17.8	10-27	.370	3-11	.273	8-9	.889	1	3	4	1.3	7	1	2	3	0	0	31	10.3	
20	MUNUNGA, Bethy	3-3	83:50	27.9	9-17	.529	0-1	.000	8-15	.533	9	22	31	10.3	9	0	4	8	3	2	26	8.7	
31	JORDAO, Beatriz	3-1	46:03	15.4	9-15	.600	0-0	.000	0-0	.000	2	12	14	4.7	4	0	2	2	4	0	18	6.0	
22	BRABENCOVA, Kristyna	3-0	51:32	17.2	5-21	.238	1-6	.167	4-5	.800	4	7	11	3.7	2	0	0	2	1	1	15	5.0	
21	LEVERETT, Shae	3-2	71:36	23.9	5-11	.455	0-0	.000	3-10	.300	13	7	20	6.7	10	1	0	2	5	0	13	4.3	
1	ALVAREZ, Maria	3-0	48:59	16.3	3-11	.273	3-9	.333	4-8	.500	1	7	8	2.7	4	0	3	4	0	1	13	4.3	
0	VITULOVA, Tereza	2-0	18:58	9.5	2-7	.286	0-3	.000	2-2	1.000	0	4	4	2.0	3	0	0	0	0	0	6	3.0	
2	LAZIC, Mihaela	3-0	10:16	3.4	0-1	.000	0-0	.000	0-0	.000	0	1	1	0.3	1	0	3	3	0	1	0	0.0	
12	BERMEJO, Cristina	3-1	28:14	9.4	0-2	.000	0-1	.000	0-0	.000	2	6	8	2.7	2	0	1	1	2	0	0	0.0	
Team											5	7	12					1					
Total		3	600		68-173	.393	19-65	.292	46-75	.613	42	86	128	42.7	48	2	38	34	15	14	201	67.0	
Opponents		3	600		57-167	.341	9-42	.214	31-49	.633	32	73	105	35.0	65	4	25	39	9	18	154	51.3	

Team Statistics

	USF	OPP
Scoring	201	154
Points per game	67.0	51.3
Scoring margin	+15.7	-
Field goals-att	68-173	57-167
Field goal pct	.393	.341
3 point fg-att	19-65	9-42
3-point FG pct	.292	.214
3-pt FG made per game	6.3	3.0
Free throws-att	46-75	31-49
Free throw pct	.613	.633
F-Throws made per game	15.3	10.3
Rebounds	128	105
Rebounds per game	42.7	35.0
Rebounding margin	+7.7	-
Assists	38	25
Assists per game	12.7	8.3
Turnovers	34	39
Turnovers per game	11.3	13.0
Turnover margin	+1.7	-
Assist/turnover ratio	1.1	0.6
Steals	14	18
Steals per game	4.7	6.0
Blocks	15	9
Blocks per game	5.0	3.0
Winning streak	3	-
Home win streak	0	-
Attendance	0	411
Home games-Avg/Game	0-0	3-137
Neutral site-Avg/Game	-	0-0

Team Results

Date	Opponent		Score	Att.
12/16/2020	at Memphis	W	65-58	111
12/22/2020	at Cincinnati	W	73-61	300
12/30/2020	at Tulsa	W	63-35	0



2020-21 South Fla. Women's Basketball
Season Schedule/Results & Leaders
All games

Page 1/1
as of Jan 10, 2021

Game Records

Record	Overall	Home	Away	Neutral
ALL GAMES	9-1	6-1	3-0	0-0
CONFERENCE	6-0	3-0	3-0	0-0
NON-CONFERENCE	3-1	3-1	0-0	0-0

Team Results

Date	Opponent		Score	Att.	High Points	High Rebounds
11/28/2020	Jacksonville	W	84-46	0	(18) BRABENCOVA, Kristyna	(14) JORDAO, Beatriz
12/01/2020	Baylor	L	62-67	0	(18) ALVAREZ, Maria	(10) MUNUNGA, Bethy
12/05/2020	Mississippi St.	Wot	67-63	0	(14) PINZAN, Elisa	(12) MUNUNGA, Bethy
12/13/2020	Stetson	W	85-43	0	(16) TSINEKE, Elena	(11) MUNUNGA, Bethy
12/16/2020	at Memphis	W	65-58	111	(19) PINZAN, Elisa	(10) MUNUNGA, Bethy
12/22/2020	at Cincinnati	W	73-61	300	(21) HARVEY, Sydni	(14) MUNUNGA, Bethy
12/30/2020	at Tulsa	W	63-35	0	(13) PINZAN, Elisa	(8) LEVERETT, Shae
01/02/2021	East Carolina	W	71-58	0	(23) MUNUNGA, Bethy	(21) MUNUNGA, Bethy
01/06/2021	Wichita St.	W	66-48	620	(31) TSINEKE, Elena	(8) MUNUNGA, Bethy
01/09/2021	Houston	W	80-51	424	(23) ALVAREZ, Maria	(14) MUNUNGA, Bethy

Attendance Summary

	Games	Attend	Avg/Game
Home	7	1044	149
Away	3	411	137
Neutral	0	0	0
Total	10	1455	146



2020-21 South Fla. Women's Basketball
Team Game-by-Game
All games

Page 1/1
as of Jan 10, 2021

				Total		3-Pointers		Free throws		Rebounds											
Opponent	Date	Score		FG-FGA	PCT	3FG-FGA	PCT	FT-FTA	PCT	OFF	DEF	TOT	AVG	PF	A	TO	BLK	STL	PTS	AVG	
Jacksonville	11/28/2020	84-46	W	32-72	.444	11-32	.344	9-12	.750	18	36	54	54.0	14	29	8	8	4	84	84.0	
Baylor	12/01/2020	62-67	L	20-58	.345	10-27	.370	12-16	.750	14	23	37	45.5	21	14	18	1	4	62	73.0	
Mississippi St.	12/05/2020	67-63	Wot	23-73	.315	6-30	.200	15-21	.714	23	24	47	46.0	24	15	12	3	9	67	71.0	
Stetson	12/13/2020	85-43	W	30-77	.390	9-26	.346	16-24	.667	28	41	69	51.8	13	23	15	4	5	85	74.5	
at Memphis	12/16/2020	65-58	W	22-64	.344	4-22	.182	17-26	.654	18	19	37	48.8	15	10	7	6	6	65	72.6	
at Cincinnati	12/22/2020	73-61	W	23-49	.469	8-21	.381	19-31	.613	13	27	40	47.3	16	16	16	4	4	73	72.7	
at Tulsa	12/30/2020	63-35	W	23-60	.383	7-22	.318	10-18	.556	11	40	51	47.9	17	12	11	5	4	63	71.3	
East Carolina	01/02/2021	71-58	W	19-48	.396	5-22	.227	28-36	.778	15	33	48	47.9	16	15	16	3	5	71	71.3	
Wichita St.	01/06/2021	66-48	W	23-53	.434	12-26	.462	8-11	.727	13	24	37	46.7	18	21	11	4	7	66	70.7	
Houston	01/09/2021	80-51	W	29-61	.475	9-22	.409	13-18	.722	17	30	47	46.7	15	22	21	4	13	80	71.6	
Total		716		244-615	.397	81-250	.324	147-213	.690	170	297	467	46.7	169	177	135	42	61	716	71.6	
Opponents		530		191-580	.329	28-140	.200	120-195	.615	126	227	353	35.3	192	85	146	26	70	530	53.0	

South Fla. Averages

Games Played	Points/game	FG Pct	3FG Pct	FT Pct	Rebounds/game	Assists/game	Turnovers/game	Assist/Turnover ratio	Steals/game	Blocks/game
10	71.6	39.7	32.4	69.0	46.7	17.7	13.5	1.3	6.1	4.2



**2020-21 South Fla. Women's Basketball
Opponents Game-by-Game
All games**

Page 1/1
as of Jan 10, 2021

				Total		3-Pointers		Free throws		Rebounds											
Opponent	Date	Score		FG-FGA	PCT	3FG-FGA	PCT	FT-FTA	PCT	OFF	DEF	TOT	AVG	PF	A	TO	BLK	STL	PTS	AVG	
Jacksonville	11/28/2020	84-46	W	16-54	.296	3-10	.300	11-23	.478	8	22	30	30.0	16	5	13	0	4	46	46.0	
Baylor	12/01/2020	62-67	L	25-68	.368	0-11	.000	17-23	.739	24	26	50	40.0	17	20	16	7	13	67	56.5	
Mississippi St.	12/05/2020	67-63	Wot	20-59	.339	2-13	.154	21-34	.618	19	29	48	42.7	24	3	21	4	2	63	58.7	
Stetson	12/13/2020	85-43	W	16-60	.267	4-20	.200	7-14	.500	6	23	29	39.3	16	6	14	1	6	43	54.8	
at Memphis	12/16/2020	65-58	W	22-57	.386	2-9	.222	12-15	.800	15	27	42	39.8	24	9	15	3	2	58	55.4	
at Cincinnati	12/22/2020	73-61	W	24-53	.453	1-9	.111	12-20	.600	7	16	23	37.0	26	10	14	4	10	61	56.3	
at Tulsa	12/30/2020	63-35	W	11-57	.193	6-24	.250	7-14	.500	10	30	40	37.4	15	6	10	2	6	35	53.3	
East Carolina	01/02/2021	71-58	W	22-63	.349	3-12	.250	11-16	.688	11	19	30	36.5	23	12	11	0	8	58	53.9	
Wichita St.	01/06/2021	66-48	W	14-48	.292	4-15	.267	16-23	.696	14	17	31	35.9	15	7	13	2	5	48	53.2	
Houston	01/09/2021	80-51	W	21-61	.344	3-17	.176	6-13	.462	12	18	30	35.3	16	7	19	3	14	51	53.0	
Total		530		191-580	.329	28-140	.200	120-195	.615	126	227	353	35.3	192	85	146	26	70	530	53.0	
South Fla.		716		244-615	.397	81-250	.324	147-213	.690	170	297	467	46.7	169	177	135	42	61	716	71.6	

Opponents Averages

Games Played	Points/game	FG Pct	3FG Pct	FT Pct	Rebounds/game	Assists/game	Turnovers/game	Assist/Turnover ratio	Steals/game	Blocks/game
10	53.0	32.9	20.0	61.5	35.3	8.5	14.6	0.6	7.0	2.6



2020-21 South Fla. Women's Basketball
Team High/Low Analysis
All games

Page 1/4
as of Jan 10, 2021

South Fla. - Game Highs

POINTS	85	Stetson (12/13/2020)
	84	Jacksonville (11/28/2020)
	80	Houston (01/09/2021)
	73	at Cincinnati (12/22/2020)
	71	East Carolina (01/02/2021)
FIELD GOALS MADE	32	Jacksonville (11/28/2020)
	30	Stetson (12/13/2020)
FIELD GOAL ATTEMPTS	77	Stetson (12/13/2020)
	73	Mississippi St. (12/05/2020)
FIELD GOAL PERCENTAGE	.475	(29-61) Houston (01/09/2021)
	.469	(23-49) at Cincinnati (12/22/2020)
3 PT FG MADE	12	Wichita St. (01/06/2021)
	11	Jacksonville (11/28/2020)
3 PT FG ATTEMPTS	32	Jacksonville (11/28/2020)
	30	Mississippi St. (12/05/2020)
3 PT FG PERCENTAGE	.462	(12-26) Wichita St. (01/06/2021)
	.409	(9-22) Houston (01/09/2021)
FREE THROWS MADE	28	East Carolina (01/02/2021)
	19	at Cincinnati (12/22/2020)
FREE THROW ATTEMPTS	36	East Carolina (01/02/2021)
	31	at Cincinnati (12/22/2020)
FREE THROW PERCENTAGE	.778	(28-36) East Carolina (01/02/2021)
	.750	(12-16) Baylor (12/01/2020)
	.750	(9-12) Jacksonville (11/28/2020)
REBOUNDS	69	Stetson (12/13/2020)
	54	Jacksonville (11/28/2020)
ASSISTS	29	Jacksonville (11/28/2020)
	23	Stetson (12/13/2020)
STEALS	13	Houston (01/09/2021)
	9	Mississippi St. (12/05/2020)
BLOCKED SHOTS	8	Jacksonville (11/28/2020)
	6	at Memphis (12/16/2020)
TURNOVERS	21	Houston (01/09/2021)
	18	Baylor (12/01/2020)
FOULS	24	Mississippi St. (12/05/2020)
	21	Baylor (12/01/2020)



2020-21 South Fla. Women's Basketball
Team High/Low Analysis
All games

Page 2/4
as of Jan 10, 2021

Opponent - Game Highs

POINTS	67		Baylor (12/01/2020)
	63		Mississippi St. (12/05/2020)
	61		at Cincinnati (12/22/2020)
	58		East Carolina (01/02/2021)
	58		at Memphis (12/16/2020)
FIELD GOALS MADE	25		Baylor (12/01/2020)
	24		at Cincinnati (12/22/2020)
FIELD GOAL ATTEMPTS	68		Baylor (12/01/2020)
	63		East Carolina (01/02/2021)
FIELD GOAL PERCENTAGE	.453	(24-53)	at Cincinnati (12/22/2020)
	.386	(22-57)	at Memphis (12/16/2020)
3 PT FG MADE	6		at Tulsa (12/30/2020)
	4		Wichita St. (01/06/2021)
	4		Stetson (12/13/2020)
3 PT FG ATTEMPTS	24		at Tulsa (12/30/2020)
	20		Stetson (12/13/2020)
3 PT FG PERCENTAGE	.300	(3-10)	Jacksonville (11/28/2020)
	.267	(4-15)	Wichita St. (01/06/2021)
FREE THROWS MADE	21		Mississippi St. (12/05/2020)
	17		Baylor (12/01/2020)
FREE THROW ATTEMPTS	34		Mississippi St. (12/05/2020)
	23		Wichita St. (01/06/2021)
	23		Baylor (12/01/2020)
	23		Jacksonville (11/28/2020)
FREE THROW PERCENTAGE	.800	(12-15)	at Memphis (12/16/2020)
	.739	(17-23)	Baylor (12/01/2020)
REBOUNDS	50		Baylor (12/01/2020)
	48		Mississippi St. (12/05/2020)
ASSISTS	20		Baylor (12/01/2020)
	12		East Carolina (01/02/2021)
STEALS	14		Houston (01/09/2021)
	13		Baylor (12/01/2020)
BLOCKED SHOTS	7		Baylor (12/01/2020)
	4		at Cincinnati (12/22/2020)
	4		Mississippi St. (12/05/2020)
TURNOVERS	21		Mississippi St. (12/05/2020)
	19		Houston (01/09/2021)
FOULS	26		at Cincinnati (12/22/2020)
	24		at Memphis (12/16/2020)
	24		Mississippi St. (12/05/2020)



2020-21 South Fla. Women's Basketball
Team High/Low Analysis
All games

Page 3/4
as of Jan 10, 2021

South Fla. - Game Lows

POINTS	62		Baylor (12/01/2020)
	63		at Tulsa (12/30/2020)
	65		at Memphis (12/16/2020)
	66		Wichita St. (01/06/2021)
	67		Mississippi St. (12/05/2020)
FIELD GOALS MADE	19		East Carolina (01/02/2021)
	20		Baylor (12/01/2020)
FIELD GOAL ATTEMPTS	48		East Carolina (01/02/2021)
	49		at Cincinnati (12/22/2020)
FIELD GOAL PERCENTAGE	.315	(23-73)	Mississippi St. (12/05/2020)
	.344	(22-64)	at Memphis (12/16/2020)
3 PT FG MADE	4		at Memphis (12/16/2020)
	5		East Carolina (01/02/2021)
3 PT FG ATTEMPTS	21		at Cincinnati (12/22/2020)
	22		Houston (01/09/2021)
	22		East Carolina (01/02/2021)
	22		at Tulsa (12/30/2020)
	22		at Memphis (12/16/2020)
3 PT FG PERCENTAGE	.182	(4-22)	at Memphis (12/16/2020)
	.200	(6-30)	Mississippi St. (12/05/2020)
FREE THROWS MADE	8		Wichita St. (01/06/2021)
	9		Jacksonville (11/28/2020)
FREE THROW ATTEMPTS	11		Wichita St. (01/06/2021)
	12		Jacksonville (11/28/2020)
FREE THROW PERCENTAGE	.556	(10-18)	at Tulsa (12/30/2020)
	.613	(19-31)	at Cincinnati (12/22/2020)
REBOUNDS	37		Wichita St. (01/06/2021)
	37		at Memphis (12/16/2020)
	37		Baylor (12/01/2020)
ASSISTS	10		at Memphis (12/16/2020)
	12		at Tulsa (12/30/2020)
STEALS	4		at Tulsa (12/30/2020)
	4		at Cincinnati (12/22/2020)
	4		Baylor (12/01/2020)
	4		Jacksonville (11/28/2020)
BLOCKED SHOTS	1		Baylor (12/01/2020)
	3		East Carolina (01/02/2021)
	3		Mississippi St. (12/05/2020)
TURNOVERS	7		at Memphis (12/16/2020)
	8		Jacksonville (11/28/2020)
FOULS	13		Stetson (12/13/2020)
	14		Jacksonville (11/28/2020)



2020-21 South Fla. Women's Basketball
Team High/Low Analysis
All games

Page 4/4
as of Jan 10, 2021

Opponent - Game Lows

POINTS	35		at Tulsa (12/30/2020)
	43		Stetson (12/13/2020)
	46		Jacksonville (11/28/2020)
	48		Wichita St. (01/06/2021)
	51		Houston (01/09/2021)
FIELD GOALS MADE	11		at Tulsa (12/30/2020)
	14		Wichita St. (01/06/2021)
FIELD GOAL ATTEMPTS	48		Wichita St. (01/06/2021)
	53		at Cincinnati (12/22/2020)
FIELD GOAL PERCENTAGE	.193	(11-57)	at Tulsa (12/30/2020)
	.267	(16-60)	Stetson (12/13/2020)
3 PT FG MADE	0		Baylor (12/01/2020)
	1		at Cincinnati (12/22/2020)
3 PT FG ATTEMPTS	9		at Cincinnati (12/22/2020)
	9		at Memphis (12/16/2020)
3 PT FG PERCENTAGE	.000	(0-11)	Baylor (12/01/2020)
	.111	(1-9)	at Cincinnati (12/22/2020)
FREE THROWS MADE	6		Houston (01/09/2021)
	7		at Tulsa (12/30/2020)
	7		Stetson (12/13/2020)
FREE THROW ATTEMPTS	13		Houston (01/09/2021)
	14		at Tulsa (12/30/2020)
	14		Stetson (12/13/2020)
FREE THROW PERCENTAGE	.462	(6-13)	Houston (01/09/2021)
	.478	(11-23)	Jacksonville (11/28/2020)
REBOUNDS	23		at Cincinnati (12/22/2020)
	29		Stetson (12/13/2020)
ASSISTS	3		Mississippi St. (12/05/2020)
	5		Jacksonville (11/28/2020)
STEALS	2		at Memphis (12/16/2020)
	2		Mississippi St. (12/05/2020)
BLOCKED SHOTS	0		East Carolina (01/02/2021)
	0		Jacksonville (11/28/2020)
TURNOVERS	10		at Tulsa (12/30/2020)
	11		East Carolina (01/02/2021)
FOULS	15		Wichita St. (01/06/2021)
	15		at Tulsa (12/30/2020)



2020-21 South Fla. Women's Basketball
Individual Game-by-Game
All games

Page 1/14
as of Jan 10, 2021

#0 VITULOVA, Tereza

Opponent	Date	GS	MIN	Total		3-Pointers		Free throws		Rebounds				PF	A	T/O	BLK	STL	PTS	AVG
				FG-FGA	PCT	3FG-3FGA	PCT	FT-FTA	PCT	OFF	DEF	TOT	AVG							
at Cincinnati	12/22/2020		08:03	1-2	.500	0-1	.000	2-2	1.000	0	1	1	1.0	0	0	0	0	0	4	4.0
at Tulsa	12/30/2020		10:55	1-5	.200	0-2	.000	0-0	.000	0	3	3	2.0	3	0	0	0	0	2	3.0
East Carolina	01/02/2021		03:36	0-0	.000	0-0	.000	0-0	.000	0	0	0	1.3	0	0	0	0	0	0	2.0
Wichita St.	01/06/2021		07:01	1-3	.333	1-2	.500	0-0	.000	1	0	1	1.3	1	0	0	0	1	3	2.3
Houston	01/09/2021		02:12	0-2	.000	0-1	.000	0-0	.000	0	1	1	1.2	0	0	0	0	0	0	1.8
Totals		0	31:47	3-12	.250	1-6	.167	2-2	1.000	1	5	6	1.2	4	0	0	0	1	9	1.8

Player Averages

Games Played	Minutes/game	Points/game	FG Pct	3FG Pct	FT Pct	Rebounds/game	Assists/game	Turnovers/game	Assist/Turnover ratio	Steals/game	Blocks/game
5	6.4	1.8	25.0	16.7	100.0	1.2	0.0	0.0	0.0	0.2	0.0



2020-21 South Fla. Women's Basketball
Individual Game-by-Game
All games

Page 2/14
as of Jan 10, 2021

#1 ALVAREZ, Maria

Opponent	Date	GS	MIN	Total		3-Pointers		Free throws		Rebounds											
				FG-FGA	PCT	3FG-3FGA	PCT	FT-FTA	PCT	OFF	DEF	TOT	AVG	PF	A	T/O	BLK	STL	PTS	AVG	
Baylor	12/01/2020		22:07	5-9	.556	4-6	.667	4-4	1.000	0	2	2	2.0	1	2	2	0	1	18	18.0	
Mississippi St.	12/05/2020		23:44	3-9	.333	3-6	.500	0-0	.000	0	1	1	1.5	5	1	2	0	0	9	13.5	
Stetson	12/13/2020		16:36	3-5	.600	2-4	.500	0-0	.000	1	3	4	2.3	3	1	0	0	1	8	11.7	
at Memphis	12/16/2020		10:34	0-2	.000	0-1	.000	1-4	.250	1	0	1	2.0	2	0	0	0	0	1	9.0	
at Cincinnati	12/22/2020		17:46	2-4	.500	2-4	.500	2-2	1.000	0	3	3	2.2	1	0	3	0	0	8	8.8	
at Tulsa	12/30/2020		20:39	1-5	.200	1-4	.250	1-2	.500	0	4	4	2.5	1	3	1	0	1	4	8.0	
East Carolina	01/02/2021		17:10	2-7	.286	2-7	.286	4-4	1.000	2	2	4	2.7	1	0	1	0	0	10	8.3	
Wichita St.	01/06/2021	*	15:33	3-8	.375	3-7	.429	0-0	.000	0	1	1	2.5	1	2	2	0	0	9	8.4	
Houston	01/09/2021		21:15	7-9	.778	6-8	.750	3-3	1.000	0	1	1	2.3	0	0	1	0	1	23	10.0	
Totals		1	165:24	26-58	.448	23-47	.489	15-19	.789	4	17	21	2.3	15	9	12	0	4	90	10.0	

Player Averages

Games Played	Minutes/game	Points/game	FG Pct	3FG Pct	FT Pct	Rebounds/game	Assists/game	Turnovers/game	Assist/Turnover ratio	Steals/game	Blocks/game
9	18.4	10.0	44.8	48.9	78.9	2.3	1.0	1.3	0.8	0.4	0.0



2020-21 South Fla. Women's Basketball
Individual Game-by-Game
All games

Page 3/14
as of Jan 10, 2021

#2 LAZIC, Mihaela

Opponent	Date	GS	MIN	Total		3-Pointers		Free throws		Rebounds				PF	A	T/O	BLK	STL	PTS	AVG
				FG-FGA	PCT	3FG-3FGA	PCT	FT-FTA	PCT	OFF	DEF	TOT	AVG							
Jacksonville	11/28/2020		14:31	3-6	.500	0-3	.000	0-0	.000	0	1	1	1.0	0	5	1	0	0	6	6.0
Baylor	12/01/2020		02:44	0-0	.000	0-0	.000	0-0	.000	0	0	0	0.5	0	0	0	0	0	0	3.0
Mississippi St.	12/05/2020		04:35	0-0	.000	0-0	.000	0-0	.000	0	0	0	0.3	1	0	0	0	0	0	2.0
Stetson	12/13/2020		11:50	1-3	.333	0-1	.000	1-2	.500	1	2	3	1.0	1	4	2	0	0	3	2.3
at Memphis	12/16/2020		01:06	0-0	.000	0-0	.000	0-0	.000	0	0	0	0.8	0	0	0	0	0	0	1.8
at Cincinnati	12/22/2020		00:53	0-0	.000	0-0	.000	0-0	.000	0	0	0	0.7	0	0	1	0	0	0	1.5
at Tulsa	12/30/2020		08:17	0-1	.000	0-0	.000	0-0	.000	0	1	1	0.7	1	3	2	0	1	0	1.3
East Carolina	01/02/2021		00:49	0-0	.000	0-0	.000	0-0	.000	0	0	0	0.6	0	0	1	0	0	0	1.1
Wichita St.	01/06/2021		11:27	1-2	.500	0-1	.000	0-0	.000	0	0	0	0.6	0	3	0	0	0	2	1.2
Houston	01/09/2021		02:12	0-0	.000	0-0	.000	0-0	.000	0	0	0	0.5	0	0	0	0	0	0	1.1
Totals		0	58:24	5-12	.417	0-5	.000	1-2	.500	1	4	5	0.5	3	15	7	0	1	11	1.1

Player Averages

Games Played	Minutes/game	Points/game	FG Pct	3FG Pct	FT Pct	Rebounds/game	Assists/game	Turnovers/game	Assist/Turnover ratio	Steals/game	Blocks/game
10	5.8	1.1	41.7	0.0	50.0	0.5	1.5	0.7	2.1	0.1	0.0



2020-21 South Fla. Women's Basketball
Individual Game-by-Game
All games

Page 4/14
as of Jan 10, 2021

#3 HARVEY, Sydni

Opponent	Date	GS	MIN	Total		3-Pointers		Free throws		Rebounds				PF	A	T/O	BLK	STL	PTS	AVG
				FG-FGA	PCT	3FG-3FGA	PCT	FT-FTA	PCT	OFF	DEF	TOT	AVG							
Jacksonville	11/28/2020	*	21:56	4-9	.444	3-6	.500	3-4	.750	0	1	1	1.0	1	3	0	1	0	14	14.0
Baylor	12/01/2020	*	20:48	2-10	.200	2-6	.333	5-8	.625	1	0	1	1.0	4	1	2	0	0	11	12.5
Mississippi St.	12/05/2020	*	29:24	3-12	.250	0-6	.000	2-4	.500	2	0	2	1.3	1	2	3	0	2	8	11.0
Stetson	12/13/2020	*	19:27	2-8	.250	1-5	.200	0-0	.000	1	4	5	2.3	1	3	1	0	2	5	9.5
at Memphis	12/16/2020	*	32:07	3-11	.273	1-5	.200	5-6	.833	1	3	4	2.6	1	3	1	0	2	12	10.0
at Cincinnati	12/22/2020	*	27:10	7-15	.467	5-11	.455	2-2	1.000	2	0	2	2.5	0	1	2	0	2	21	11.8
at Tulsa	12/30/2020	*	19:11	3-7	.429	1-3	.333	3-4	.750	2	0	2	2.4	2	1	2	0	0	10	11.6
East Carolina	01/02/2021	*	22:00	1-5	.200	1-4	.250	8-10	.800	1	1	2	2.4	0	1	1	0	0	11	11.5
Wichita St.	01/06/2021	*	14:30	0-2	.000	0-1	.000	1-2	.500	0	0	0	2.1	2	1	0	0	1	1	10.3
Houston	01/09/2021	*	25:29	4-9	.444	2-4	.500	2-3	.667	2	1	3	2.2	1	1	2	0	1	12	10.5
Totals		10	232:02	29-88	.330	16-51	.314	31-43	.721	12	10	22	2.2	13	17	14	1	10	105	10.5

Player Averages

Games Played	Minutes/game	Points/game	FG Pct	3FG Pct	FT Pct	Rebounds/game	Assists/game	Turnovers/game	Assist/Turnover ratio	Steals/game	Blocks/game
10	23.2	10.5	33.0	31.4	72.1	2.2	1.7	1.4	1.2	1.0	0.1



2020-21 South Fla. Women's Basketball
Individual Game-by-Game
All games

Page 5/14
as of Jan 10, 2021

#4 PINZAN, Elisa

Opponent	Date	GS	MIN	Total		3-Pointers		Free throws		Rebounds				PF	A	T/O	BLK	STL	PTS	AVG
				FG-FGA	PCT	3FG-3FGA	PCT	FT-FTA	PCT	OFF	DEF	TOT	AVG							
Jacksonville	11/28/2020	*	23:21	4-9	.444	3-6	.500	0-0	.000	1	2	3	3.0	1	4	0	0	2	11	11.0
Baylor	12/01/2020	*	37:16	1-10	.100	0-3	.000	0-0	.000	0	4	4	3.5	1	6	2	0	1	2	6.5
Mississippi St.	12/05/2020	*	40:33	4-14	.286	1-6	.167	5-6	.833	3	8	11	6.0	1	9	2	0	3	14	9.0
Stetson	12/13/2020	*	24:24	1-4	.250	1-2	.500	0-0	.000	0	2	2	5.0	0	4	1	0	0	3	7.5
at Memphis	12/16/2020	*	40:00	5-12	.417	2-7	.286	7-9	.778	0	2	2	4.4	2	3	2	0	1	19	9.8
at Cincinnati	12/22/2020	*	38:50	2-7	.286	0-3	.000	0-5	.000	0	3	3	4.2	1	11	1	0	2	4	8.8
at Tulsa	12/30/2020	*	29:54	5-9	.556	3-5	.600	0-0	.000	0	2	2	3.9	0	4	0	0	2	13	9.4
East Carolina	01/02/2021	*	39:11	1-3	.333	0-1	.000	0-0	.000	0	1	1	3.5	1	8	1	0	1	2	8.5
Wichita St.	01/06/2021	*	28:11	1-4	.250	1-2	.500	0-0	.000	0	5	5	3.7	0	9	2	0	0	3	7.9
Houston	01/09/2021	*	37:48	4-11	.364	1-5	.200	2-2	1.000	0	5	5	3.8	1	14	3	0	0	11	8.2
Totals		10	339:29	28-83	.337	12-40	.300	14-22	.636	4	34	38	3.8	8	72	14	0	12	82	8.2

Player Averages

Games Played	Minutes/ game	Points/ game	FG Pct	3FG Pct	FT Pct	Rebounds/ game	Assists/ game	Turnovers/ game	Assist/Turnover ratio	Steals/ game	Blocks/ game
10	33.9	8.2	33.7	30.0	63.6	3.8	7.2	1.4	5.1	1.2	0.0



2020-21 South Fla. Women's Basketball
Individual Game-by-Game
All games

Page 6/14
as of Jan 10, 2021

#5 TSINEKE, Elena

Opponent	Date	GS	MIN	Total		3-Pointers		Free throws		Rebounds				PF	A	T/O	BLK	STL	PTS	AVG
				FG-FGA	PCT	3FG-3FGA	PCT	FT-FTA	PCT	OFF	DEF	TOT	AVG							
Jacksonville	11/28/2020	*	21:40	2-10	.200	1-7	.143	0-0	.000	0	0	0	0.0	1	7	1	0	0	5	5.0
Baylor	12/01/2020	*	22:21	4-14	.286	1-8	.125	0-0	.000	3	3	6	3.0	2	4	4	0	0	9	7.0
Mississippi St.	12/05/2020	*	23:25	4-12	.333	1-5	.200	0-0	.000	2	1	3	3.0	3	0	1	0	0	9	7.7
Stetson	12/13/2020	*	22:24	5-10	.500	4-7	.571	2-2	1.000	1	3	4	3.3	1	1	1	2	1	16	9.8
at Memphis	12/16/2020	*	20:30	5-15	.333	1-7	.143	3-3	1.000	0	1	1	2.8	0	2	0	0	0	14	10.6
at Cincinnati	12/22/2020	*	14:37	3-5	.600	0-0	.000	1-2	.500	0	0	0	2.3	2	0	1	0	0	7	10.0
at Tulsa	12/30/2020		18:12	2-7	.286	2-4	.500	4-4	1.000	1	2	3	2.4	5	0	2	0	0	10	10.0
East Carolina	01/02/2021		18:15	2-8	.250	1-5	.200	2-2	1.000	0	0	0	2.1	2	1	2	0	0	7	9.6
Wichita St.	01/06/2021		26:05	11-16	.688	5-8	.625	4-5	.800	1	1	2	2.1	1	1	1	0	0	31	12.0
Houston	01/09/2021	*	19:27	4-11	.364	0-3	.000	4-4	1.000	0	0	0	1.9	3	4	5	0	2	12	12.0
Totals		7	206:56	42-108	.389	16-54	.296	20-22	.909	8	11	19	1.9	20	20	18	2	3	120	12.0

Player Averages

Games Played	Minutes/game	Points/game	FG Pct	3FG Pct	FT Pct	Rebounds/game	Assists/game	Turnovers/game	Assist/Turnover ratio	Steals/game	Blocks/game
10	20.7	12.0	38.9	29.6	90.9	1.9	2.0	1.8	1.1	0.3	0.2



2020-21 South Fla. Women's Basketball
Individual Game-by-Game
All games

Page 7/14
as of Jan 10, 2021

#11 BLAGROVE, Jade

Opponent	Date	GS	MIN	Total		3-Pointers		Free throws		Rebounds											
				FG-FGA	PCT	3FG-3FGA	PCT	FT-FTA	PCT	OFF	DEF	TOT	AVG	PF	A	T/O	BLK	STL	PTS	AVG	
Jacksonville	11/28/2020		01:55	0-0	.000	0-0	.000	0-0	.000	0	0	0	0.0	0	0	1	0	1	0	0.0	
Stetson	12/13/2020		03:12	1-1	1.000	0-0	.000	3-4	.750	2	0	2	1.0	0	0	1	0	0	5	2.5	
Wichita St.	01/06/2021		01:43	0-0	.000	0-0	.000	0-0	.000	0	0	0	0.7	1	1	0	0	0	0	1.7	
Totals		0	06:50	1-1	1.000	0-0	.000	3-4	.750	2	0	2	0.7	1	1	2	0	1	5	1.7	

Player Averages

Games Played	Minutes/game	Points/game	FG Pct	3FG Pct	FT Pct	Rebounds/game	Assists/game	Turnovers/game	Assist/Turnover ratio	Steals/game	Blocks/game
3	2.3	1.7	100.0	0.0	75.0	0.7	0.3	0.7	0.5	0.3	0.0



2020-21 South Fla. Women's Basketball
Individual Game-by-Game
All games

Page 8/14
as of Jan 10, 2021

#12 BERMEJO, Cristina

Opponent	Date	GS	MIN	Total		3-Pointers		Free throws		Rebounds				PF	A	T/O	BLK	STL	PTS	AVG
				FG-FGA	PCT	3FG-3FGA	PCT	FT-FTA	PCT	OFF	DEF	TOT	AVG							
Jacksonville	11/28/2020		16:14	0-3	.000	0-2	.000	0-0	.000	0	3	3	3.0	2	2	2	0	0	0	0.0
Baylor	12/01/2020		06:54	1-1	1.000	0-0	.000	0-0	.000	2	0	2	2.5	2	0	0	0	0	2	1.0
Mississippi St.	12/05/2020		07:55	1-3	.333	0-1	.000	2-2	1.000	0	3	3	2.7	2	0	0	0	1	4	2.0
Stetson	12/13/2020		14:22	3-7	.429	0-0	.000	4-4	1.000	2	1	3	2.8	0	2	1	0	0	10	4.0
at Memphis	12/16/2020		05:13	0-0	.000	0-0	.000	0-0	.000	0	2	2	2.6	0	0	0	0	0	0	3.2
at Cincinnati	12/22/2020		04:32	0-0	.000	0-0	.000	0-0	.000	1	0	1	2.3	2	1	0	0	0	0	2.7
at Tulsa	12/30/2020	*	18:29	0-2	.000	0-1	.000	0-0	.000	1	4	5	2.7	0	0	1	2	0	0	2.3
East Carolina	01/02/2021		04:08	0-1	.000	0-1	.000	0-0	.000	0	2	2	2.6	2	0	0	0	0	0	2.0
Wichita St.	01/06/2021		09:51	0-1	.000	0-0	.000	0-0	.000	0	1	1	2.4	0	0	0	0	0	0	1.8
Houston	01/09/2021		06:38	0-2	.000	0-0	.000	0-0	.000	0	1	1	2.3	0	0	1	0	0	0	1.6
Totals		1	94:16	5-20	.250	0-5	.000	6-6	1.000	6	17	23	2.3	10	5	5	2	1	16	1.6

Player Averages

Games Played	Minutes/game	Points/game	FG Pct	3FG Pct	FT Pct	Rebounds/game	Assists/game	Turnovers/game	Assist/Turnover ratio	Steals/game	Blocks/game
10	9.4	1.6	25.0	0.0	100.0	2.3	0.5	0.5	1.0	0.1	0.2



2020-21 South Fla. Women's Basketball
Individual Game-by-Game
All games

Page 9/14
as of Jan 10, 2021

#13 GUERREIRO, Sara

Opponent	Date	GS	MIN	Total		3-Pointers		Free throws		Rebounds				PF	A	T/O	BLK	STL	PTS	AVG
				FG-FGA	PCT	3FG-3FGA	PCT	FT-FTA	PCT	OFF	DEF	TOT	AVG							
Jacksonville	11/28/2020		12:09	3-5	.600	0-0	.000	0-0	.000	2	1	3	3.0	0	1	1	0	0	6	6.0
Baylor	12/01/2020		01:39	0-0	.000	0-0	.000	0-0	.000	0	0	0	1.5	0	0	0	0	0	0	3.0
Mississippi St.	12/05/2020		00:13	0-0	.000	0-0	.000	0-0	.000	0	0	0	1.0	0	0	0	0	0	0	2.0
Stetson	12/13/2020		10:54	1-6	.167	0-3	.000	0-0	.000	1	0	1	1.0	0	0	1	0	0	2	2.0
Wichita St.	01/06/2021		02:36	0-0	.000	0-0	.000	0-0	.000	1	0	1	1.0	0	0	1	0	0	0	1.6
Houston	01/09/2021		02:12	1-1	1.000	0-0	.000	0-2	.000	1	1	2	1.2	0	0	0	0	0	2	1.7
Totals		0	29:43	5-12	.417	0-3	.000	0-2	.000	5	2	7	1.2	0	1	3	0	0	10	1.7

Player Averages

Games Played	Minutes/ game	Points/ game	FG Pct	3FG Pct	FT Pct	Rebounds/ game	Assists/ game	Turnovers/ game	Assist/Turnover ratio	Steals/ game	Blocks/ game
6	5.0	1.7	41.7	0.0	0.0	1.2	0.2	0.5	0.3	0.0	0.0



2020-21 South Fla. Women's Basketball
Individual Game-by-Game
All games

Page 10/14
as of Jan 10, 2021

#20 MUNUNGA, Bethy

Opponent	Date	GS	MIN	Total		3-Pointers		Free throws		Rebounds				PF	A	T/O	BLK	STL	PTS	AVG
				FG-FGA	PCT	3FG-3FGA	PCT	FT-FTA	PCT	OFF	DEF	TOT	AVG							
Jacksonville	11/28/2020	*	24:57	2-4	.500	0-0	.000	1-2	.500	5	6	11	11.0	4	2	1	2	0	5	5.0
Baylor	12/01/2020	*	33:06	5-5	1.000	3-3	1.000	0-0	.000	2	8	10	10.5	5	0	1	0	0	13	9.0
Mississippi St.	12/05/2020	*	40:45	2-10	.200	0-2	.000	4-5	.800	6	6	12	11.0	3	1	1	1	1	8	8.7
Stetson	12/13/2020	*	22:26	4-8	.500	0-0	.000	3-4	.750	2	9	11	11.0	1	4	1	0	1	11	9.3
at Memphis	12/16/2020	*	31:15	1-5	.200	0-0	.000	0-2	.000	7	3	10	10.8	3	1	3	0	2	2	7.8
at Cincinnati	12/22/2020	*	34:15	3-5	.600	0-0	.000	7-10	.700	2	12	14	11.3	4	2	4	2	0	13	8.7
at Tulsa	12/30/2020	*	18:21	5-7	.714	0-1	.000	1-3	.333	0	7	7	10.7	2	1	1	1	0	11	9.0
East Carolina	01/02/2021	*	36:25	7-11	.636	0-1	.000	9-12	.750	6	15	21	12.0	3	1	4	1	3	23	10.8
Wichita St.	01/06/2021	*	28:26	2-4	.500	0-0	.000	1-2	.500	3	5	8	11.6	4	0	3	2	4	5	10.1
Houston	01/09/2021	*	33:30	5-6	.833	0-0	.000	2-2	1.000	3	11	14	11.8	2	1	4	1	3	12	10.3
Totals		10	303:25	36-65	.554	3-7	.429	28-42	.667	36	82	118	11.8	31	13	23	10	14	103	10.3

Player Averages

Games Played	Minutes/game	Points/game	FG Pct	3FG Pct	FT Pct	Rebounds/game	Assists/game	Turnovers/game	Assist/Turnover ratio	Steals/game	Blocks/game
10	30.3	10.3	55.4	42.9	66.7	11.8	1.3	2.3	0.6	1.4	1.0



2020-21 South Fla. Women's Basketball
Individual Game-by-Game
All games

Page 11/14
as of Jan 10, 2021

#21 LEVERETT, Shae

Opponent	Date	GS	MIN	Total		3-Pointers		Free throws		Rebounds				PF	A	T/O	BLK	STL	PTS	AVG
				FG-FGA	PCT	3FG-3FGA	PCT	FT-FTA	PCT	OFF	DEF	TOT	AVG							
Jacksonville	11/28/2020	*	12:03	1-3	.333	0-0	.000	5-6	.833	5	4	9	9.0	4	1	0	0	0	7	7.0
Baylor	12/01/2020	*	32:44	1-3	.333	0-0	.000	1-2	.500	1	2	3	6.0	3	0	0	0	1	3	5.0
Mississippi St.	12/05/2020	*	43:50	3-3	1.000	0-0	.000	0-2	.000	6	2	8	6.7	3	1	2	2	2	6	5.3
Stetson	12/13/2020	*	20:25	5-7	.714	0-0	.000	2-6	.333	3	1	4	6.0	3	0	0	0	0	12	7.0
at Memphis	12/16/2020	*	24:44	3-7	.429	0-0	.000	1-2	.500	5	1	6	6.0	3	0	1	4	0	7	7.0
at Cincinnati	12/22/2020	*	22:39	1-2	.500	0-0	.000	2-4	.500	3	3	6	6.0	5	0	1	1	0	4	6.5
at Tulsa	12/30/2020		24:13	1-2	.500	0-0	.000	0-4	.000	5	3	8	6.3	2	0	0	0	0	2	5.9
East Carolina	01/02/2021	*	21:17	2-3	.667	0-0	.000	3-6	.500	5	2	7	6.4	4	0	2	2	0	7	6.0
Wichita St.	01/06/2021	*	22:50	1-2	.500	0-0	.000	0-0	.000	2	3	5	6.2	3	2	1	0	1	2	5.6
Houston	01/09/2021	*	26:23	2-2	1.000	0-0	.000	0-2	.000	6	3	9	6.5	4	0	4	2	4	4	5.4
Totals		9	251:07	20-34	.588	0-0	.000	14-34	.412	41	24	65	6.5	34	4	11	11	8	54	5.4

Player Averages

Games Played	Minutes/game	Points/game	FG Pct	3FG Pct	FT Pct	Rebounds/game	Assists/game	Turnovers/game	Assist/Turnover ratio	Steals/game	Blocks/game
10	25.1	5.4	58.8	0.0	41.2	6.5	0.4	1.1	0.4	0.8	1.1



2020-21 South Fla. Women's Basketball
Individual Game-by-Game
All games

Page 12/14
as of Jan 10, 2021

#22 BRABENCOVA, Kristyna

Opponent	Date	GS	MIN	Total		3-Pointers		Free throws		Rebounds				PF	A	T/O	BLK	STL	PTS	AVG
				FG-FGA	PCT	3FG-3FGA	PCT	FT-FTA	PCT	OFF	DEF	TOT	AVG							
Jacksonville	11/28/2020		23:17	7-16	.438	4-8	.500	0-0	.000	1	2	3	3.0	1	3	0	1	1	18	18.0
Baylor	12/01/2020		13:05	0-3	.000	0-1	.000	2-2	1.000	0	0	0	1.5	2	1	5	1	0	2	10.0
Mississippi St.	12/05/2020		10:36	3-10	.300	1-4	.250	2-2	1.000	0	2	2	1.7	5	1	1	0	0	9	9.7
Stetson	12/13/2020		14:25	2-10	.200	1-4	.250	0-0	.000	3	5	8	3.3	1	1	2	0	0	5	8.5
at Memphis	12/16/2020		14:28	0-4	.000	0-2	.000	0-0	.000	0	0	0	2.6	0	0	0	0	1	0	6.8
at Cincinnati	12/22/2020		17:46	3-8	.375	1-2	.500	3-4	.750	3	3	6	3.2	1	0	1	0	0	10	7.3
at Tulsa	12/30/2020		19:18	2-9	.222	0-2	.000	1-1	1.000	1	4	5	3.4	1	0	1	1	0	5	7.0
East Carolina	01/02/2021	*	22:34	1-6	.167	1-3	.333	0-0	.000	0	3	3	3.4	2	3	2	0	1	3	6.5
Wichita St.	01/06/2021		21:38	3-8	.375	2-5	.400	2-2	1.000	1	3	4	3.4	3	2	0	1	0	10	6.9
Houston	01/09/2021		11:29	0-3	.000	0-1	.000	0-0	.000	0	0	0	3.1	2	0	1	1	0	0	6.2
Totals		1	168:36	21-77	.273	10-32	.313	10-11	.909	9	22	31	3.1	18	11	13	5	3	62	6.2

Player Averages

Games Played	Minutes/game	Points/game	FG Pct	3FG Pct	FT Pct	Rebounds/game	Assists/game	Turnovers/game	Assist/Turnover ratio	Steals/game	Blocks/game
10	16.9	6.2	27.3	31.3	90.9	3.1	1.1	1.3	0.8	0.3	0.5



2020-21 South Fla. Women's Basketball
Individual Game-by-Game
All games

Page 13/14
as of Jan 10, 2021

#24 RODRIGUEZ, Angelee

Opponent	Date	GS	MIN	Total		3-Pointers		Free throws		Rebounds										
				FG-FGA	PCT	3FG-3FGA	PCT	FT-FTA	PCT	OFF	DEF	TOT	AVG	PF	A	T/O	BLK	STL	PTS	AVG
Jacksonville	11/28/2020		01:55	0-0	.000	0-0	.000	0-0	.000	0	1	1	1.0	0	0	0	0	0	0	0.0
Stetson	12/13/2020		04:38	1-4	.250	0-0	.000	0-0	.000	0	2	2	1.5	0	0	0	0	0	2	1.0
Wichita St.	01/06/2021		01:43	0-0	.000	0-0	.000	0-0	.000	0	0	0	1.0	1	0	0	0	0	0	0.7
Totals		0	08:16	1-4	.250	0-0	.000	0-0	.000	0	3	3	1.0	1	0	0	0	0	2	0.7

Player Averages

Games Played	Minutes/game	Points/game	FG Pct	3FG Pct	FT Pct	Rebounds/game	Assists/game	Turnovers/game	Assist/Turnover ratio	Steals/game	Blocks/game
3	2.8	0.7	25.0	0.0	0.0	1.0	0.0	0.0	0.0	0.0	0.0



2020-21 South Fla. Women's Basketball
Individual Game-by-Game
All games

Page 14/14
as of Jan 10, 2021

#31 JORDAO, Beatriz

Opponent	Date	GS	MIN	Total		3-Pointers		Free throws		Rebounds				PF	A	T/O	BLK	STL	PTS	AVG
				FG-FGA	PCT	3FG-3FGA	PCT	FT-FTA	PCT	OFF	DEF	TOT	AVG							
Jacksonville	11/28/2020		26:02	6-7	.857	0-0	.000	0-0	.000	2	12	14	14.0	0	1	0	4	0	12	12.0
Baylor	12/01/2020		07:16	1-3	.333	0-0	.000	0-0	.000	0	0	0	7.0	1	0	0	0	1	2	7.0
Stetson	12/13/2020		14:57	1-4	.250	0-0	.000	1-2	.500	4	6	10	8.0	2	3	4	2	0	3	5.7
at Memphis	12/16/2020		20:03	5-8	.625	0-0	.000	0-0	.000	2	4	6	7.5	4	1	0	2	0	10	6.8
at Cincinnati	12/22/2020		13:29	1-1	1.000	0-0	.000	0-0	.000	0	2	2	6.4	0	1	1	1	0	2	5.8
at Tulsa	12/30/2020	*	12:31	3-6	.500	0-0	.000	0-0	.000	0	6	6	6.3	0	0	1	1	0	6	5.8
East Carolina	01/02/2021		14:34	3-4	.750	0-0	.000	2-2	1.000	0	3	3	5.9	1	1	0	0	0	8	6.1
Wichita St.	01/06/2021		08:27	0-3	.000	0-0	.000	0-0	.000	0	2	2	5.4	1	0	1	1	0	0	5.4
Houston	01/09/2021		11:25	2-5	.400	0-0	.000	0-0	.000	1	3	4	5.2	2	2	0	0	2	4	5.2
Totals		1	128:45	22-41	.537	0-0	.000	3-4	.750	9	38	47	5.2	11	9	7	11	3	47	5.2

Player Averages

Games Played	Minutes/game	Points/game	FG Pct	3FG Pct	FT Pct	Rebounds/game	Assists/game	Turnovers/game	Assist/Turnover ratio	Steals/game	Blocks/game
9	14.3	5.2	53.7	0.0	75.0	5.2	1.0	0.8	1.3	0.3	1.2



2020-21 South Fla. Women's Basketball
Player Highs Analysis
All games

Page 1/2
as of Jan 10, 2021

South Fla. - Individual Game Highs

POINTS	31		Elena Tsineke vs Wichita St. (01/06/2021)
	23		Maria Alvarez vs Houston (01/09/2021)
	23		Bethy Mununga vs East Carolina (01/02/2021)
	21		Sydni Harvey at Cincinnati (12/22/2020)
	19		Elisa Pinzan at Memphis (12/16/2020)
FIELD GOALS MADE	11		Elena Tsineke vs Wichita St. (01/06/2021)
	7		Maria Alvarez vs Houston (01/09/2021)
	7		Bethy Mununga vs East Carolina (01/02/2021)
	7		Sydni Harvey at Cincinnati (12/22/2020)
	7		Kristyna Brabencova vs Jacksonville (11/28/2020)
FIELD GOAL ATTEMPTS	16		Elena Tsineke vs Wichita St. (01/06/2021)
	16		Kristyna Brabencova vs Jacksonville (11/28/2020)
FIELD GOAL PERCENTAGE (min 5 made)	1.000	(5-5)	Bethy Mununga vs Baylor (12/01/2020)
	.857	(6-7)	Beatriz Jordao vs Jacksonville (11/28/2020)
3 PT FG MADE	6		Maria Alvarez vs Houston (01/09/2021)
	5		Elena Tsineke vs Wichita St. (01/06/2021)
	5		Sydni Harvey at Cincinnati (12/22/2020)
3 PT FG ATTEMPTS	11		Sydni Harvey at Cincinnati (12/22/2020)
	8		Maria Alvarez vs Houston (01/09/2021)
	8		Elena Tsineke vs Wichita St. (01/06/2021)
	8		Elena Tsineke vs Baylor (12/01/2020)
	8		Kristyna Brabencova vs Jacksonville (11/28/2020)
3 PT FG PERCENTAGE (min 2 made)	1.000	(3-3)	Bethy Mununga vs Baylor (12/01/2020)
	.750	(6-8)	Maria Alvarez vs Houston (01/09/2021)
FREE THROWS MADE	9		Bethy Mununga vs East Carolina (01/02/2021)
	8		Sydni Harvey vs East Carolina (01/02/2021)
FREE THROW ATTEMPTS	12		Bethy Mununga vs East Carolina (01/02/2021)
	10		Sydni Harvey vs East Carolina (01/02/2021)
	10		Bethy Mununga at Cincinnati (12/22/2020)
FREE THROW PERCENTAGE (min 3 made)	1.000	(4-4)	Elena Tsineke vs Houston (01/09/2021)
	1.000	(4-4)	Maria Alvarez vs East Carolina (01/02/2021)
	1.000	(4-4)	Elena Tsineke at Tulsa (12/30/2020)
	1.000	(4-4)	Cristina Bermejo vs Stetson (12/13/2020)
	1.000	(4-4)	Maria Alvarez vs Baylor (12/01/2020)
	1.000	(3-3)	Maria Alvarez vs Houston (01/09/2021)
	1.000	(3-3)	Elena Tsineke at Memphis (12/16/2020)
REBOUNDS	21		Bethy Mununga vs East Carolina (01/02/2021)
	14		Bethy Mununga vs Houston (01/09/2021)
	14		Bethy Mununga at Cincinnati (12/22/2020)
	14		Beatriz Jordao vs Jacksonville (11/28/2020)
ASSISTS	14		Elisa Pinzan vs Houston (01/09/2021)
	11		Elisa Pinzan at Cincinnati (12/22/2020)
STEALS	4		Shae Leverett vs Houston (01/09/2021)
	4		Bethy Mununga vs Wichita St. (01/06/2021)
BLOCKED SHOTS	4		Shae Leverett at Memphis (12/16/2020)
	4		Beatriz Jordao vs Jacksonville (11/28/2020)
TURNOVERS	5		Elena Tsineke vs Houston (01/09/2021)
	5		Kristyna Brabencova vs Baylor (12/01/2020)
FOULS	5		Elena Tsineke at Tulsa (12/30/2020)
	5		Shae Leverett at Cincinnati (12/22/2020)
	5		Maria Alvarez vs Mississippi St. (12/05/2020)
	5		Kristyna Brabencova vs Mississippi St. (12/05/2020)
	5		Bethy Mununga vs Baylor (12/01/2020)



2020-21 South Fla. Women's Basketball
Player Highs Analysis
All games

Page 2/2
as of Jan 10, 2021

Opponent - Individual Game Highs

POINTS	32		Ilmar'I Thomas at Cincinnati (12/22/2020)
	25		Queen Egbo vs Baylor (12/01/2020)
	20		Dulcy Mendjiadeu Fankam at Memphis (12/16/2020)
	18		Rickeya Jackson vs Mississippi St. (12/05/2020)
	17		Asia Strong vs Wichita St. (01/06/2021)
	17		Aliyah Matharu vs Mississippi St. (12/05/2020)
FIELD GOALS MADE	13		Ilmar'I Thomas at Cincinnati (12/22/2020)
	10		Queen Egbo vs Baylor (12/01/2020)
FIELD GOAL ATTEMPTS	20		Ilmar'I Thomas at Cincinnati (12/22/2020)
	20		Rickeya Jackson vs Mississippi St. (12/05/2020)
FIELD GOAL PERCENTAGE (min 5 made)	.857	(6-7)	Arame Niang at Cincinnati (12/22/2020)
	.700	(7-10)	Alana Davis at Memphis (12/16/2020)
3 PT FG MADE	3		Miya Crump vs Houston (01/09/2021)
	3		Asia Strong vs Wichita St. (01/06/2021)
	3		Madi Washington at Tulsa (12/30/2020)
3 PT FG ATTEMPTS	9		Wyvette Mayberry at Tulsa (12/30/2020)
	7		Miya Crump vs Houston (01/09/2021)
	7		Yazz Wazeerud-Din vs Stetson (12/13/2020)
3 PT FG PERCENTAGE (min 2 made)	.667	(2-3)	Shekinah Rachel vs Jacksonville (11/28/2020)
	.600	(3-5)	Asia Strong vs Wichita St. (01/06/2021)
	.600	(3-5)	Madi Washington at Tulsa (12/30/2020)
FREE THROWS MADE	8		Aliyah Matharu vs Mississippi St. (12/05/2020)
	6		Seraphine Bastin vs Wichita St. (01/06/2021)
	6		Ilmar'I Thomas at Cincinnati (12/22/2020)
FREE THROW ATTEMPTS	10		Ilmar'I Thomas at Cincinnati (12/22/2020)
	9		Rickeya Jackson vs Mississippi St. (12/05/2020)
	9		Aliyah Matharu vs Mississippi St. (12/05/2020)
FREE THROW PERCENTAGE (min 3 made)	1.000	(4-4)	Coriah Beck at Memphis (12/16/2020)
	1.000	(4-4)	NaLyssa Smith vs Baylor (12/01/2020)
REBOUNDS	14		Dulcy Mendjiadeu Fankam at Memphis (12/16/2020)
	11		Queen Egbo vs Baylor (12/01/2020)
ASSISTS	7		Aerial Wilson at Memphis (12/16/2020)
	7		DiDi Richards vs Baylor (12/01/2020)
STEALS	4		Julia Blackshell-Fair vs Houston (01/09/2021)
	4		Dymond Gladney vs Houston (01/09/2021)
	4		Lashonda Monk vs East Carolina (01/02/2021)
	4		Ilmar'I Thomas at Cincinnati (12/22/2020)
BLOCKED SHOTS	3		Queen Egbo vs Baylor (12/01/2020)
	2		Jillian Hayes at Cincinnati (12/22/2020)
	2		Yemiyah Morris vs Mississippi St. (12/05/2020)
TURNOVERS	9		Rickeya Jackson vs Mississippi St. (12/05/2020)
	6		Tonysha Curry vs Stetson (12/13/2020)
FOULS	5		Arame Niang at Cincinnati (12/22/2020)
	5		Destiny Haymer at Cincinnati (12/22/2020)
	5		Madison Griggs at Memphis (12/16/2020)
	5		Dulcy Mendjiadeu Fankam at Memphis (12/16/2020)
	5		Shania Edgecombe vs Stetson (12/13/2020)
	5		Jessika Carter vs Mississippi St. (12/05/2020)



2020-21 South Fla. Women's Basketball
Individual Career Summaries
All games

Page 1/7
as of Jan 10, 2021

ALVAREZ, Maria

				Field Goals		3-Point		F-Throws		Rebounds									Scoring	
SEASON	TEAM	GP-GS	MIN/AVG	FG-FGA	FG%	3FG-FGA	3FG%	FT-FTA	FT%	OFF	DEF	TOT	AVG	PF-FO	AST	TO	BLK	STL	PTS	AVG
2019-20	USF	15-8	410/27.3	44-131	.336	34-108	.315	10-20	.500	7	37	44	2.9	26-1	49	25	0	15	132	8.8
2020-21	USF	9-1	165/18.4	26-58	.448	23-47	.489	15-19	.789	4	17	21	2.3	15-1	9	12	0	4	90	10.0
TOTAL		24-9	575/24.0	70-189	.370	57-155	.368	25-39	.641	11	54	65	2.7	41-2	58	37	0	19	222	9.3

Single Game Highs

Statistic	Value	
Points	23	vs Houston 01/09/21
Rebounds	6	vs Mississippi St. 12/19/19, at UNLV 12/21/19
Assists	6	vs FGCU 11/29/19, vs Mississippi St. 12/19/19
Steals	2	4 times
FG Made	7	vs VCU 11/15/19, vs Houston 01/09/21
FG Attempts	14	vs Notre Dame 11/30/19
3FG Made	6	vs Alabama St. 12/06/19, vs Houston 01/09/21
3FG Attempts	13	vs Notre Dame 11/30/19
FT Made	4	vs Baylor 12/01/20, vs East Carolina 01/02/21
FT Attempts	4	5 times

BERMEJO, Cristina

				Field Goals		3-Point		F-Throws		Rebounds										Scoring	
SEASON	TEAM	GP-GS	MIN/AVG	FG-FGA	FG%	3FG-FGA	3FG%	FT-FTA	FT%	OFF	DEF	TOT	AVG	PF-FO	AST	TO	BLK	STL	PTS	AVG	
2019-20	USF	24-1	241/10.0	17-52	.327	6-22	.273	10-16	.625	13	33	46	1.9	29-0	18	29	5	14	50	2.1	
2020-21	USF	10-1	94/9.4	5-20	.250	0-5	.000	6-6	1.000	6	17	23	2.3	10-0	5	5	2	1	16	1.6	
TOTAL		34-2	335/9.9	22-72	.306	6-27	.222	16-22	.727	19	50	69	2.0	39-0	23	34	7	15	66	1.9	

Single Game Highs

Statistic	Value	
Points	10	vs Idaho 12/15/19, vs Stetson 12/13/20
Rebounds	5	4 times
Assists	5	at Memphis 02/22/20
Steals	2	at Memphis 02/22/20, at Tulane 02/13/20, vs Saint Francis (PA) 11/24/19
Blocks	2	vs Jacksonville 11/05/19, vs Alabama St. 12/06/19, at Tulsa 12/30/20
FG Made	4	vs SMU 02/29/20, vs Idaho 12/15/19
FG Attempts	9	vs Idaho 12/15/19
3FG Made	2	vs Idaho 12/15/19
3FG Attempts	5	vs Idaho 12/15/19
FT Made	4	vs Stetson 12/13/20
FT Attempts	4	vs Stetson 12/13/20



**2020-21 South Fla. Women's Basketball
Individual Career Summaries
All games**

Page 2/7
as of Jan 10, 2021

BLAGROVE, Jade

				Field Goals		3-Point		F-Throws		Rebounds										Scoring	
SEASON	TEAM	GP-GS	MIN/AVG	FG-FGA	FG%	3FG-FGA	3FG%	FT-FTA	FT%	OFF	DEF	TOT	AVG	PF-FO	AST	TO	BLK	STL		PTS	AVG
2020-21	USF	3-0	7/2.3	1-1	1.000	0-0	.000	3-4	.750	2	0	2	0.7	1-0	1	2	0	1		5	1.7
TOTAL		3-0	7/2.3	1-1	1.000	0-0	.000	3-4	.750	2	0	2	0.7	1-0	1	2	0	1		5	1.7

Single Game Highs

Statistic	Value	
Points	5	vs Stetson 12/13/20
Rebounds	2	vs Stetson 12/13/20
Assists	1	vs Wichita St. 01/06/21
Steals	1	vs Jacksonville 11/28/20
FG Made	1	vs Stetson 12/13/20
FG Attempts	1	vs Stetson 12/13/20
FT Made	3	vs Stetson 12/13/20
FT Attempts	4	vs Stetson 12/13/20

BRABENCOVA, Kristyna

				Field Goals		3-Point		F-Throws		Rebounds										Scoring	
SEASON	TEAM	GP-GS	MIN/AVG	FG-FGA	FG%	3FG-FGA	3FG%	FT-FTA	FT%	OFF	DEF	TOT	AVG	PF-FO	AST	TO	BLK	STL		PTS	AVG
2019-20	USF	25-14	600/24.0	66-216	.306	25-96	.260	19-30	.633	31	55	86	3.4	64-1	43	49	19	16		176	7.0
2020-21	USF	10-1	169/16.9	21-77	.273	10-32	.313	10-11	.909	9	22	31	3.1	18-1	11	13	5	3		62	6.2
TOTAL		35-15	769/22.0	87-293	.297	35-128	.273	29-41	.707	40	77	117	3.3	82-2	54	62	24	19		238	6.8

Single Game Highs

Statistic	Value	
Points	18	vs Jacksonville 11/28/20
Rebounds	11	vs Idaho 12/15/19
Assists	7	vs Cincinnati 01/05/20
Steals	3	vs VCU 11/15/19, at Tulsa 01/12/20
Blocks	3	vs Mississippi St. 12/19/19, vs Brown 12/30/19
FG Made	7	vs Brown 12/30/19, vs Jacksonville 11/28/20
FG Attempts	16	vs Mississippi St. 12/19/19, vs Cincinnati 01/05/20, vs Jacksonville 11/28/20
3FG Made	4	vs Alabama St. 12/06/19, vs Jacksonville 11/28/20
3FG Attempts	9	vs Alabama St. 12/06/19
FT Made	5	vs Howard 11/12/19
FT Attempts	6	vs Howard 11/12/19



2020-21 South Fla. Women's Basketball
Individual Career Summaries
All games

Page 3/7
as of Jan 10, 2021

GUERREIRO, Sara

				Field Goals		3-Point		F-Throws		Rebounds										Scoring	
SEASON	TEAM	GP-GS	MIN/AVG	FG-FGA	FG%	3FG-FGA	3FG%	FT-FTA	FT%	OFF	DEF	TOT	AVG	PF-FO	AST	TO	BLK	STL		PTS	AVG
2020-21	USF	6-0	30/5.0	5-12	.417	0-3	.000	0-2	.000	5	2	7	1.2	0-0	1	3	0	0		10	1.7
TOTAL		6-0	30/5.0	5-12	.417	0-3	.000	0-2	.000	5	2	7	1.2	0-0	1	3	0	0		10	1.7

Single Game Highs

Statistic	Value	
Points	6	vs Jacksonville 11/28/20
Rebounds	3	vs Jacksonville 11/28/20
Assists	1	vs Jacksonville 11/28/20
FG Made	3	vs Jacksonville 11/28/20
FG Attempts	6	vs Stetson 12/13/20
3FG Attempts	3	vs Stetson 12/13/20
FT Attempts	2	vs Houston 01/09/21

HARVEY, Sydni

				Field Goals		3-Point		F-Throws		Rebounds										Scoring	
SEASON	TEAM	GP-GS	MIN/AVG	FG-FGA	FG%	3FG-FGA	3FG%	FT-FTA	FT%	OFF	DEF	TOT	AVG	PF-FO	AST	TO	BLK	STL		PTS	AVG
2018-19	USF	32-24	964/30.1	120-371	.323	45-131	.344	90-107	.841	30	53	83	2.6	72-4	82	93	2	21		375	11.7
2019-20	USF	22-16	582/26.5	73-205	.356	39-97	.402	74-88	.841	11	23	34	1.5	40-1	30	44	4	20		259	11.8
2020-21	USF	10-10	232/23.2	29-88	.330	16-51	.314	31-43	.721	12	10	22	2.2	13-0	17	14	1	10		105	10.5
TOTAL		64-50	1778/27.8	222-664	.334	100-279	.358	195-238	.819	53	86	139	2.2	125-5	129	151	7	51		739	11.5

Single Game Highs

Statistic	Value	
Points	28	vs Tulane 03/07/20
Rebounds	7	vs Memphis 01/23/19
Assists	6	vs Vermont 12/17/18
Steals	2	14 times
Blocks	1	7 times
FG Made	9	vs Tulane 01/19/19
FG Attempts	21	vs Oklahoma 11/18/18
3FG Made	7	vs Temple 02/09/20
3FG Attempts	11	at Cincinnati 12/22/20
FT Made	10	vs Tulane 03/07/20
FT Attempts	12	vs Tulane 03/07/20



2020-21 South Fla. Women's Basketball
Individual Career Summaries
All games

Page 4/7
as of Jan 10, 2021

JORDAO, Beatriz

				Field Goals		3-Point		F-Throws		Rebounds									Scoring	
SEASON	TEAM	GP-GS	MIN/AVG	FG-FGA	FG%	3FG-FGA	3FG%	FT-FTA	FT%	OFF	DEF	TOT	AVG	PF-FO	AST	TO	BLK	STL	PTS	AVG
2018-19	USF	12-12	248/20.7	59-91	.648	0-0	.000	17-26	.654	21	47	68	5.7	31-0	5	20	23	5	135	11.3
2019-20	USF	30-10	334/11.1	36-98	.367	0-1	.000	16-24	.667	31	57	88	2.9	35-0	13	28	17	7	88	2.9
2020-21	USF	9-1	129/14.3	22-41	.537	0-0	.000	3-4	.750	9	38	47	5.2	11-0	9	7	11	3	47	5.2
TOTAL		51-23	712/14.0	117-230	.509	0-1	.000	36-54	.667	61	142	203	4.0	77-0	27	55	51	15	270	5.3

Single Game Highs

Statistic	Value	
Points	18	vs North Carolina 11/23/18
Rebounds	14	vs Jacksonville 11/28/20
Assists	3	vs Stetson 12/13/20
Steals	2	at Memphis 02/22/20, vs Houston 01/09/21
Blocks	4	4 times
FG Made	8	at Ohio St. 11/06/18, vs North Carolina 11/23/18, vs New Hampshire 11/30/18
FG Attempts	11	vs New Hampshire 11/30/18
3FG Attempts	1	at Memphis 02/22/20
FT Made	4	vs Kentucky 11/22/18, vs UConn 03/08/20
FT Attempts	8	vs Kentucky 11/22/18

LAZIC, Mihaela

				Field Goals		3-Point		F-Throws		Rebounds									Scoring	
SEASON	TEAM	GP-GS	MIN/AVG	FG-FGA	FG%	3FG-FGA	3FG%	FT-FTA	FT%	OFF	DEF	TOT	AVG	PF-FO	AST	TO	BLK	STL	PTS	AVG
2019-20	USF	1-0	8/8.5	0-1	.000	0-1	.000	0-0	.000	0	2	2	2.0	1-0	0	0	0	0	0	0.0
2020-21	USF	10-0	58/5.8	5-12	.417	0-5	.000	1-2	.500	1	4	5	0.5	3-0	15	7	0	1	11	1.1
TOTAL		11-0	67/6.1	5-13	.385	0-6	.000	1-2	.500	1	6	7	0.6	4-0	15	7	0	1	11	1.0

Single Game Highs

Statistic	Value	
Points	6	vs Jacksonville 11/28/20
Rebounds	3	vs Stetson 12/13/20
Assists	5	vs Jacksonville 11/28/20
Steals	1	at Tulsa 12/30/20
FG Made	3	vs Jacksonville 11/28/20
FG Attempts	6	vs Jacksonville 11/28/20
3FG Attempts	3	vs Jacksonville 11/28/20
FT Made	1	vs Stetson 12/13/20
FT Attempts	2	vs Stetson 12/13/20



**2020-21 South Fla. Women's Basketball
Individual Career Summaries
All games**

Page 5/7
as of Jan 10, 2021

LEVERETT, Shae

SEASON	TEAM	GP-GS	MIN/AVG	Field Goals		3-Point		F-Throws		Rebounds									Scoring	
				FG-FGA	FG%	3FG-FGA	3FG%	FT-FTA	FT%	OFF	DEF	TOT	AVG	PF-FO	AST	TO	BLK	STL	PTS	AVG
2017-18	USF	27-0	290/10.7	19-29	.655	0-0	.000	9-18	.500	29	35	64	2.4	38-1	4	11	8	6	47	1.7
2018-19	USF	35-24	938/26.8	91-160	.569	0-1	.000	78-120	.650	115	146	261	7.5	88-1	22	51	55	19	260	7.4
2019-20	USF	31-12	709/22.9	66-102	.647	0-0	.000	41-81	.506	98	98	196	6.3	77-6	10	35	18	19	173	5.6
2020-21	USF	10-9	251/25.1	20-34	.588	0-0	.000	14-34	.412	41	24	65	6.5	34-1	4	11	11	8	54	5.4
TOTAL		103-45	2188/21.2	196-325	.603	0-1	.000	142-253	.561	283	303	586	5.7	237-9	40	108	92	52	534	5.2

Single Game Highs

Statistic	Value	
Points	20	vs Wichita St. 02/23/19
Rebounds	18	vs Wichita St. 02/23/19
Assists	3	at East Carolina 02/20/19
Steals	4	vs Houston 01/09/21
Blocks	7	vs Memphis 01/23/19
FG Made	6	vs Vermont 12/17/18, at James Madison 03/24/19, vs Arkansas St. 11/17/17
FG Attempts	10	vs Wichita St. 02/23/19
3FG Attempts	1	at Houston 02/27/19
FT Made	10	vs Wichita St. 02/23/19
FT Attempts	12	at SMU 01/26/19

MUNUNGA, Bethy

SEASON	TEAM	GP-GS	MIN/AVG	Field Goals		3-Point		F-Throws		Rebounds									Scoring	
				FG-FGA	FG%	3FG-FGA	3FG%	FT-FTA	FT%	OFF	DEF	TOT	AVG	PF-FO	AST	TO	BLK	STL	PTS	AVG
2019-20	USF	29-27	759/26.2	109-218	.500	1-5	.200	49-69	.710	110	182	292	10.1	81-0	35	75	27	34	268	9.2
2020-21	USF	10-10	303/30.3	36-65	.554	3-7	.429	28-42	.667	36	82	118	11.8	31-1	13	23	10	14	103	10.3
TOTAL		39-37	1062/27.2	145-283	.512	4-12	.333	77-111	.694	146	264	410	10.5	112-1	48	98	37	48	371	9.5

Single Game Highs

Statistic	Value	
Points	23	vs East Carolina 01/02/21
Rebounds	21	vs East Carolina 01/02/21
Assists	4	vs Stetson 12/13/20
Steals	4	at Memphis 02/22/20, vs Wichita St. 01/06/21
Blocks	4	at Wichita St. 01/22/20
FG Made	7	vs Cincinnati 01/05/20, vs East Carolina 01/02/21
FG Attempts	14	vs Brown 12/30/19
3FG Made	3	vs Baylor 12/01/20
3FG Attempts	3	vs Baylor 12/01/20
FT Made	9	vs East Carolina 01/02/21
FT Attempts	12	vs East Carolina 01/02/21



**2020-21 South Fla. Women's Basketball
Individual Career Summaries
All games**

Page 6/7
as of Jan 10, 2021

PINZAN, Elisa

				Field Goals		3-Point		F-Throws		Rebounds									Scoring	
SEASON	TEAM	GP-GS	MIN/AVG	FG-FGA	FG%	3FG-FGA	3FG%	FT-FTA	FT%	OFF	DEF	TOT	AVG	PF-FO	AST	TO	BLK	STL	PTS	AVG
2018-19	USF	31-15	762/24.6	40-153	.261	23-95	.242	36-44	.818	4	56	60	1.9	41-0	103	74	0	26	139	4.5
2019-20	USF	27-24	874/32.4	83-234	.355	48-132	.364	30-37	.811	6	72	78	2.9	21-1	121	83	1	28	244	9.0
2020-21	USF	10-10	339/33.9	28-83	.337	12-40	.300	14-22	.636	4	34	38	3.8	8-0	72	14	0	12	82	8.2
TOTAL		68-49	1975/29.1	151-470	.321	83-267	.311	80-103	.777	14	162	176	2.6	70-1	296	171	1	66	465	6.8

Single Game Highs

Statistic	Value	
Points	23	vs Stetson 03/21/19, vs UCF 01/19/20
Rebounds	11	vs Mississippi St. 12/05/20
Assists	14	vs Houston 01/09/21
Steals	5	vs Tulane 03/08/19, at Wichita St. 01/22/20
Blocks	1	vs Notre Dame 11/30/19
FG Made	8	vs UCF 01/19/20
FG Attempts	20	vs UConn 02/16/20
3FG Made	7	vs UCF 01/19/20
3FG Attempts	12	vs UCF 01/19/20
FT Made	8	vs Houston 03/09/19
FT Attempts	9	at Memphis 12/16/20

RODRIGUEZ, Angelee

				Field Goals		3-Point		F-Throws		Rebounds										Scoring	
SEASON	TEAM	GP-GS	MIN/AVG	FG-FGA	FG%	3FG-FGA	3FG%	FT-FTA	FT%	OFF	DEF	TOT	AVG	PF-FO	AST	TO	BLK	STL	PTS	AVG	
2020-21	USF	3-0	8/2.8	1-4	.250	0-0	.000	0-0	.000	0	3	3	1.0	1-0	0	0	0	0	2	0.7	
TOTAL		3-0	8/2.8	1-4	.250	0-0	.000	0-0	.000	0	3	3	1.0	1-0	0	0	0	0	2	0.7	

Single Game Highs

Statistic	Value	
Points	2	vs Stetson 12/13/20
Rebounds	2	vs Stetson 12/13/20
FG Made	1	vs Stetson 12/13/20
FG Attempts	4	vs Stetson 12/13/20



2020-21 South Fla. Women's Basketball
Individual Career Summaries
All games

Page 7/7
as of Jan 10, 2021

TSINEKE, Elena

				Field Goals		3-Point		F-Throws		Rebounds										Scoring	
SEASON	TEAM	GP-GS	MIN/AVG	FG-FGA	FG%	3FG-FGA	3FG%	FT-FTA	FT%	OFF	DEF	TOT	AVG	PF-FO	AST	TO	BLK	STL	PTS	AVG	
2019-20	USF	27-22	746/27.6	115-307	.375	44-138	.319	60-68	.882	17	36	53	2.0	63-2	44	77	8	18	334	12.4	
2020-21	USF	10-7	207/20.7	42-108	.389	16-54	.296	20-22	.909	8	11	19	1.9	20-1	20	18	2	3	120	12.0	
TOTAL		37-29	953/25.8	157-415	.378	60-192	.313	80-90	.889	25	47	72	1.9	83-3	64	95	10	21	454	12.3	

Single Game Highs

Statistic	Value	
Points	31	vs Wichita St. 01/06/21
Rebounds	6	vs Baylor 12/01/20
Assists	7	vs Jacksonville 11/28/20
Steals	4	vs Tulane 01/25/20
Blocks	2	vs Stetson 12/13/20
FG Made	11	vs Wichita St. 01/06/21
FG Attempts	19	vs Houston 01/29/20
3FG Made	5	vs Wichita St. 01/06/21
3FG Attempts	12	vs Notre Dame 11/30/19
FT Made	7	vs FGCU 11/29/19
FT Attempts	8	vs FGCU 11/29/19

VITULOVA, Tereza

				Field Goals		3-Point		F-Throws		Rebounds									Scoring	
SEASON	TEAM	GP-GS	MIN/AVG	FG-FGA	FG%	3FG-FGA	3FG%	FT-FTA	FT%	OFF	DEF	TOT	AVG	PF-FO	AST	TO	BLK	STL	PTS	AVG
2018-19	UW	27-0	235/8.7	52-106	.491	5-14	.357	17-22	.773	18	37	55	2.0	27-1	3	15	7	4	126	4.7
2019-20	UW	29-29	727/25.1	176-321	.548	19-43	.442	40-47	.851	65	96	161	5.6	59-1	15	43	20	14	411	14.2
2020-21	USF	5-0	32/6.4	3-12	.250	1-6	.167	2-2	1.000	1	5	6	1.2	4-0	0	0	0	1	9	1.8
TOTAL FOR USF		5-0	32/6.4	3-12	.250	1-6	.167	2-2	1.000	1	5	6	1.2	4-0	0	0	0	1	9	1.8
TOTAL		61-29	993/16.3	231-439	.526	25-63	.397	59-71	.831	84	138	222	3.6	90-2	18	58	27	19	546	9.0

Single Game Highs

Statistic	Value	
Points	30	vs San Diego St. 01/22/20
Rebounds	11	at Air Force 12/04/19
Assists	2	at Denver 11/14/19, vs Colorado 11/17/19
Steals	2	vs Colo. Christian 11/06/19, at New Mexico 12/07/19, at San Diego St. 01/08/20
Blocks	2	10 times
FG Made	13	at San Diego St. 01/08/20
FG Attempts	23	at San Diego St. 01/08/20
3FG Made	2	4 times
3FG Attempts	4	vs Colorado 11/17/19, vs San Diego St. 01/22/20
FT Made	7	vs San Diego St. 01/22/20
FT Attempts	8	vs San Diego St. 01/22/20