



# 2019-20 USF BULLS WOMEN'S BASKETBALL GAME NOTES

NCAA Tournament (6): 2018, 2017, 2016, 2015, 2013, 2006  
WNIT (9): 2019, 2014, 2012, 2010, 2009, 2008, 2007, 2005, 2004  
WNIT Champions: 2009 | WNIT Final Four: 2014, 2009

Primary Contact: Michael Hogan | Phone: (W) 813-974-5755 (C) 813-469-0616 | Email: mhogan@usf.edu  
Twitter: @USFWBB | Instagram: USFWBB | Facebook: facebook.com/usfwomensbasketball | Web: GoUSFBulls.com

## 2019-20 USF SCHEDULE/RESULTS

### NOVEMBER

5	Jacksonville (DH)	W, 70-39
8	No. 15/15 Texas (BullsVision)	W, 64-57
12	Howard (BullsVision)	W, 82-53
15	VCU (BullsVision)	W, 77-55
19	at No. 2/2 Baylor (ESPN+)	L, 58-46
24	Saint Francis (Pa.) (BullsVision)	W, 62-23
28	vs. South Dakota State ^ (FloHoops)	L, 61-50
29	vs. Florida Gulf Coast ^ (FloHoops)	L, 81-77
30	vs. Notre Dame ^ (FloHoops)	L, 67-51

### DECEMBER

6	Alabama State (DH) (YouTube)	W, 80-29
15	Idaho (DH) (YouTube)	W, 67-64
19	vs. Mississippi State \$ (FloHoops)	L, 86-61
21	at UNLV \$ (FloHoops)	L, 61-51
30	Brown (BullsVision)	W, 70-60

### JANUARY

5	Cincinnati * (ESPN2)	W, 76-68
12	at Tulsa * (CBSSN)	W, 68-52
16	at Temple * (ESPN3)	L, 69-66
19	UCF * (ESPN2)	L, 64-57
22	at Wichita State * (ADN)	W, 56-50
25	Tulane * (BullsVision)	W, 63-56
29	Houston * (ADN)	W, 74-45

### FEBRUARY

2	at Cincinnati * (ESPN2)	L, 60-55
9	Temple * (ESPN2)	12 p.m.
13	at Tulane * (ESPN3)	8 p.m.
16	UConn * (ESPN3/SNY)	2 p.m.
19	at UCF * (ESPN3)	6 p.m.
22	at Memphis * (ESPN3)	5 p.m.
25	East Carolina * (ADN)	7 p.m.
29	SMU * (BullsVision)	7 p.m.

### MARCH

2	at UConn * (ESPN2 - Big Monday)	7 p.m.
6	AAC Tournament First Round #	TBA
7	AAC Tournament Quarterfinal Round #	TBA
8	AAC Tournament Semifinal Round #	TBA
9	AAC Tournament Championship #	TBA

^ Cancun Challenge, Cancun, Mexico

\$ Duel in the Desert, Las Vegas, Nev.

\* American Athletic Conference Game

# American Athletic Conference Tournament, Uncasville, Conn.

All times are Eastern time and are subject to change

## GAME 23 | FEB. 9, 2020 | NOON | TAMPA, FLA. | YUENGLING CENTER



**USF  
BULLS**  
13-9 (5-3, AAC)

VS.

**TEMPLE  
OWLS**  
13-9 (5-4, AAC)



Last Game \_\_\_\_\_ Feb. 2 at Cincinnati, W, 74-45  
Next Game \_\_\_\_\_ Feb. 13 at Tulane, 8 p.m.  
Head Coach \_\_\_\_\_ Jose Fernandez  
Alma Mater \_\_\_\_\_ FIU, 1994  
Career Record \_\_\_\_\_ 367-268 (20th season)  
at USF \_\_\_\_\_ Same

Last Game \_\_\_\_\_ Feb. 5 vs. Wichita State, L, 85-75  
Next Game \_\_\_\_\_ Feb. 15 vs. Houston, 2 p.m.  
Head Coach \_\_\_\_\_ Tonya Cardoza  
Alma Mater \_\_\_\_\_ Virginia, 1991  
Career Record \_\_\_\_\_ 224-156 (12th Season)  
at Temple \_\_\_\_\_ Same

## GAMEDAY INFORMATION

TV/Video \_\_\_\_\_ ESPN  
\_\_\_\_\_ Tiffany Greene (PxP), Andrea Lloyd (Analyst)  
Audio \_\_\_\_\_ Bulls Unlimited (iHeartRadio/GoUSFBulls.com)  
\_\_\_\_\_ Darek Sharp (PxP), Brigid Merenda (Analyst)

Live Stats \_\_\_\_\_ GoUSFBulls.com  
Series \_\_\_\_\_ USF leads series, 12-3  
Twitter Updates \_\_\_\_\_ @USFWBB  
Tickets \_\_\_\_\_ (800) Go-Bulls; USFBullsTix.com

## QUICK HITS

■ USF returns to the Yuengling Center on Sunday to face Temple, in the first of two games that the Bulls will play at home over their next five outings ... Tip-off is slated for noon (ESPN2) ... Sunday's game will also be Autism Awareness Day.

■ The Bulls come into the game with the Owls looking for their fourth win in the last five games and their seventh victory in their last 10 games ... USF looks to split the season series with Temple.

■ USF is coming off a tough 60-55 loss at Cincinnati on Feb. 2 ... The setback snapped the Bulls' three-game winning streak ... Elisa Pinzan scored a game-high 19 points while Elena Tsineke and Sydny Harvey added 11 and 10 points, respectively.

■ USF has two players - Elena Tsineke (11.9) and Sydny Harvey (11.1) - averaging double-figure points, and four others netting 7.8 points per game or better on the year.

## USF'S PROBABLE STARTERS



**PG | 5-8 | SO.**

**4 - ELISA  
PINZAN**

PPG	9.4
RPG	2.6
APG	4.8
SPG	1.4



**G | 5-8 | FR.**

**5 - ELENA  
TSINEKE**

PPG	11.9
RPG	1.9
APG	1.4
SPG	0.8



**C | 6-2 | SO.**

**31 - BEATRIZ  
JORDAO**


PPG	2.7
RPG	2.8
SPG	0.5
BPG	0.7



**F | 6-0 | JR.**

**20 - BETHY  
MUNUNGA**

PPG	9.8
RPG	9.6
APG	1.2
BPG	1.1



**W | 6-0 | FR.**

**22 - KRISTYNA  
BRABENCOVA**

PPG	7.8
RPG	3.7
APG	1.9
SPG	0.7

## USF QUICK FACTS

## THE UNIVERSITY

City/Zip Code	Tampa, Fla. 33620
Founded	1956
Enrollment	50,577
Nickname	Bulls
Arena	Yuengling Center
Capacity	10,411
Affiliation	NCAA Division I
Conference	The American Athletic Conference
President	Dr. Steven C. Currall
Vice President of Athletics	Michael Kelly
Sr. Assoc. Director of Athletics/SWA	Marquita Armstead

## BASKETBALL HISTORY

First Year	1972-73
All-Time Record	661-682 (48th year)
All-Time AAC Record	77-31 (Sixth season)
All-Time BIG EAST Record	151-112 (Eight seasons)
All-Time Conference USA Record	113-168 (10 seasons)
All-Time Metro Conference Record	34-64 (Four seasons)
All-Time Sun Belt Conference Record	71-118 (Seven seasons)
All-Time Post-Season	17-14 (NCAA & WNIT)
AAC Tournament Record	11-6
NCAA Tournament Record	3-6
Years in NCAA Tourn./Last	6/2018
Last NCAA opponent	March 17, 2018 vs. 11 seed Buffalo (Tallahassee, Fla.)
Result	Lost, 102-79
WNIT Record	14-8
Years in the WNIT Tourn./Last	9/2019
Last WNIT opponent	March 24, 2019 at James Madison
Result	Lost, 71-54

## COACHING STAFF

Head Coach	Jose Fernandez
Alma Mater, Year	Florida International '94
Record at USF (Years)	367-268 (20th season)
Career Record (Years)	Same
Career Conference Record (Years)	158-152 (20th season)
Associate Head Coach	Michele Woods-Baxter, St. John Fisher '87
Assistant Coaches	Jesyka Burks-Wiley, Boston University '09 Danny Hughes, TCU '89
Director of Basketball Operations	Jim Baxter, Indiana State '74
Video Coordinator	Anthony Brammer, Old Dominion '08
Strength & Conditioning Coach	Bryce Karasiak, Indiana '02
Certified Athletic Trainer	Anita Fanelli, Millersville, '85
Academic Coordinator	Keenan Maddox, Missouri State, '13
Administrative Assistant	Barbara Riffe

## ATHLETIC MEDIA RELATIONS

Associate Dir. of Communications/WBB Contact	Michael Hogan
Office Phone	(813) 974-5755
Cell Phone	(813) 469-0616
E-mail	mhogan@usf.edu

## 2019-20 USF BULLS



► Sitting (L-R): Maria Alvarez, Sydni Harvey, Elisa Pinzan, Enna Pehadzic, Elena Tsineke, Mihaela Lazic. Standing (L-R): Kristyna Brabencova, Cristina Bermejo, Tamara Henshaw, Beatriz Jordao, Shae Leverett, Silvia Serrat, Bethy Mununga, Luize Septe.

No.	Name	P	Ht.	Yr.	Hometown/High School/Previous School
0	Enna Pehadzic	W	5-9	R-Jr.	Horsens, Denmark/Horsens Statsskole
1	Maria Alvarez	G	5-7	Fr.	Bal Harbour, Fla./Miami Country Day School
2	Mihaela Lazic	PG	5-6	Fr.	Slavonski Brod, Croatia/Klasicna Gimnazija
3	Sydni Harvey	G	5-10	So.	Nashville, Tenn./Brentwood Academy
4	Elisa Pinzan	PG	5-8	So.	Murano, Italy/Istituto Tecnico Algarotti Venezia
5	Elena Tsineke	G	5-8	Fr.	Thessaloniki, Greece/Hellenic College of Thessaloniki
12	Cristina Bermejo	W	6-1	Fr.	Sant Just Desvern, Spain/Ins Sant Just Desvern
20	Bethy Mununga	F	6-0	Jr.	Zellik, Belgium/Institut Sainte-Marie Jambes/NE Okla. A&M
21	Shae Leverett	C	6-2	R-Jr.	Rincon, Ga./South Effingham H.S.
22	Kristyna Brabencova	W	6-0	Fr.	Brno, Czech Republic/Kšpa Kladno
23	Tamara Henshaw	F	6-1	Sr.	Palm Coast, Fla./Flagler Palm Coast H.S.
31	Beatriz Jordao	C	6-3	So.	Pombal, Portugal/Escola Secundária e Silva
34	Silvia Serrat	F	6-1	R-So.	Banyoles, Spain/Joaquim Blume H.S.

## USF BASKETBALL STAFF

Head Coach: Jose Fernandez (Florida International, '94) – 20th Season at USF/20th overall as head coach  
 Associate Head Coach: Michele Woods-Baxter (St. John Fisher, '87) – 12th season at USF  
 Assistant Coaches: Jesyka Burks-Wiley (Boston University, '09) – Third season at USF  
 Assistant Coach: Danny Hughes (TCU, '90) – Second season at USF  
 Director of Operations: Jim Baxter (Indiana State, '74) – Seventh season at USF  
 Video Coordinator: Anthony Brammer (Old Dominion, '08) – First season at USF  
 Strength and Conditioning: Bryce Karasiak (Indiana, '02) – Second season at USF  
 Certified Athletic Trainer: Anita Fanelli (Millersville, '85, '88) – Fifth season at USF

## PRO-NUN-SEE-A-SHUN GUIDE

## Players

Cristina Bermejo: Chris-Tina Bur-MAY-Hoe  
 Kristyna Brabencova: Chris-Tina Bra-BIN-Soe-Vuh  
 Sydni Harvey: Sid-NEE  
 Tamara Henshaw: TUH-Mare-Uh  
 Beatriz Jordao: Jor-DOW  
 Mihaela Lazic: Me-HIGH-La Lah-ZICH  
 Shae Leverett: LEV-Rett  
 Bethy Mununga: Betty MOO-Nun-Guh  
 Enna Pehadzic: En-UH Ped-HAD-Zick  
 Elisa Pinzan: Uh-LEEZA PIN-Zahn

Silvia Serrat: SIR-ott  
 Elena Tsineke: Uh-LAY-Nuh CHIN-ECK-eh

## Staff

Jesyka Burks-Wiley: Jessica Birks WY-lee  
 Strength Coach Bryce Karasiak: Care-Eh-SACK  
 Certified Athletic Trainer Anita Fanelli: Fuh-NEL-ee

## USF BROADCAST NOTES



0

**ENNA PEHADZIC** (En-UH)  
(PED-HAD-ZICK)


	GP/S	PPG	RPG	APG	SPG	BPG	FG%	FT%
19-20	19/9	5.6	2.1	0.7	0.5	0.0	27.9	63.2
Career	63/32	8.6	3.5	0.4	0.5	0.0	30.6	70.3



1

**MARIA ALVAREZ**

	GP/S	PPG	RPG	APG	SPG	BPG	FG%	FT%
19-20	15/8	8.8	2.9	3.3	1.0	0.0	33.6	50.0
Career	15/8	8.8	2.9	3.3	1.0	0.0	33.6	50.0



2

**MIHAELA LAZIC** (Me-HIGH-LA)  
(LAH-ZICH)

	GP/S	PPG	RPG	APG	SPG	BPG	FG%	FT%
19-20	1/0	0.0	2.0	0.0	0.0	0.0	00.0	00.0
Career	1/0	0.0	2.0	0.0	0.0	0.0	00.0	00.0



3

**SYDNI HARVEY** (SID-NEE)

	GP/S	PPG	RPG	APG	SPG	BPG	FG%	FT%
19-20	12/6	11.1	1.1	1.3	1.1	0.1	37.5	81.6
Career	44/30	11.5	2.2	2.2	0.8	0.1	33.4	83.3



4

**ELISA PINZAN** (UH-LEEZA)  
(PIN-ZAHN)

	GP/S	PPG	RPG	APG	SPG	BPG	FG%	FT%
19-20	17/14	9.4	2.6	4.8	1.4	0.1	35.9	80.6
Career	48/29	6.2	2.2	3.8	1.0	0.0	30.9	81.3



5

**ELENA TSINEKE** (UH-LAY-NUH)  
(CHIN-ECK-EH)

	GP/S	PPG	RPG	APG	SPG	BPG	FG%	FT%
19-20	17/12	11.9	1.9	1.4	0.8	0.2	41.3	87.2
Career	17/12	11.9	1.9	1.4	0.8	0.2	41.3	87.2



12

**CRISTINA BERMEJO** (BUR-MAY-HOE)

	GP/S	PPG	RPG	APG	SPG	BPG	FG%	FT%
19-20	15/0	1.2	1.5	0.7	0.4	0.3	23.1	75.0
Career	15/0	1.2	1.5	0.7	0.4	0.3	23.1	75.0



20

**BETHY MUNUNGA** (BETTY)  
(MOO-NUH-GUH)

	GP/S	PPG	RPG	APG	SPG	BPG	FG%	FT%
19-20	19/19	9.8	9.6	1.2	1.1	1.1	49.4	71.1
Career	19/19	9.8	9.6	1.2	1.1	1.1	49.4	71.1



21

**SHAE LEVERETT**

	GP/S	PPG	RPG	APG	SPG	BPG	FG%	FT%
19-20	21/2	5.0	6.3	0.3	0.6	0.7	63.9	49.1
Career	83/26	5.0	5.5	0.4	0.4	0.9	59.6	59.2



22

**KRISTYNA BRABENCOVA** (CHRIS-TINA)  
(BRA-BIN-SOE-VUH)

	GP/S	PPG	RPG	APG	SPG	BPG	FG%	FT%
19-20	21/14	7.8	3.7	1.9	0.7	0.8	32.6	60.7
Career	21/14	7.8	3.7	1.9	0.7	0.8	32.6	60.7



23

**TAMARA HENSHAW** (TUH-MAH-RUH)

	GP/S	PPG	RPG	APG	SPG	BPG	FG%	FT%
19-20	22/13	5.8	7.2	1.0	0.6	0.5	48.6	69.7
Career	123/77	6.5	6.9	0.9	0.6	0.7	56.3	61.2



31

**BEATRIZ JORDAO** (JOR-DOW)

	GP/S	PPG	RPG	APG	SPG	BPG	FG%	FT%
19-20	21/10	2.7	2.8	0.5	0.1	0.7	34.8	53.3
Career	33/22	5.8	3.8	0.5	0.2	1.1	51.9	61.0



34

**SILVIA SERRAT** (SIR-OTT)

	GP/S	PPG	RPG	APG	SPG	BPG	FG%	FT%
19-20	0/0	0.0	0.0	0.0	0.0	0.0	00.0	00.0
Career	0/0	0.0	0.0	0.0	0.0	0.0	00.0	00.0

**W | 5-9 | R-JR. | HORSSENS, DENMARK**

- Season high 20 pts. vs. Jacksonville (11/5) ... 16 pts. vs. Texas (11/8), Howard (11/12).
- Scored double-figures in 26 of the last 46 GP dating back to '18-19 ... 8 games of 20-or-more pts.
- 4th in 3-pt. FGM (26), 4th in 3-pt. FGA (83) ... Was a ballet dancer while growing up in Denmark.

**G | 5-7 | FR. | MIAMI, FLA.**

- Season-ending knee injury vs. Cincinnati (1/5) ... Double figures, 7-of-15 GP ... Career high 20 pts. vs. VCU (11/15).
- 18 pts. vs. Alabama State (12/6), 14 vs. FGCU (11/29), Idaho (12/15) ... 6 state titles at Miami Country Day.
- Born in Colombia ... Set a FIBA record with 10 3-pt. FGM for Colombia vs. Belarus in 2019 FIBA U17 World Cup.

**PG | 5-6 | FR. | SLAVONSKI BROD, CROATIA**

- Has played in only 1 game due to injury ... Had 2 rbs. in her collegiate debut vs. Jacksonville (11/5).
- Played in the 2017 and 2018 FIBA European Championships for Croatia.
- Avg. 7.9 ppg., 3.2 rpg., 1.8 apg in 7 games with Croatia in the 2018 European Championships.

**G | 5-10 | SO. | NASHVILLE, TENN.**

- 2019 AAC All-Freshman Team ... Sat first 10 games due to injury ... 20 pts. at Tulsa (1/12) ... 14.0 ppg in last 8 GP.
- Avg. 11.7 ppg, 2.6 apg during the '18-19 season ... Career high 25 pts. vs. Tulane (1/19/18).
- Played in the USA Basketball 3x3 National Championships in Aug. 2019, in Las Vegas, with the UConn squad.

**PG | 5-8 | SO. | MURANO, ITALY**

- 4th in ppg. ... Double digits in 5 GP, including career-high tying 23 pts. vs. UCF (1/19), 14 pts. at No. 2 Baylor (11/19).
- 1st AAC in apg. (4.8), 6th in asts. (81) ... Injured ankle vs. Alabama State (12/6), missed 5 games due to the injury.
- Returned to play at Tulsa (1/12) with 8 pts., 7 asts. ... Currently a member of the Italian U20 National Team.

**G | 5-8 | FR. | THESSALONIKI, GREECE**

- 1st in ppg. ... Scored double figures in 12-of-17 GP, including career-high 20 pts. at Temple (1/16), Houston (1/29).
- Missed the first 5 games after being ruled ineligible by the NCAA ... Was cleared to play on 11/20, 1 day after Baylor (11/19).
- Was a 5-star international recruit ... Played with Greece's U20, Senior National Teams during 2019.

**W | 6-1 | FR. | SANT JUST DESVERN, SPAIN**

- Has played in 15 of USF's 22 games ... Career-high 10 pts., 5 rbs. vs. Idaho (12/15).
- Is one of 2 players on the Bulls' roster from Spain ... Both mother and father played professionally in Spain.
- Her sister Neus, currently a model, played for the Spanish Senior National Team and professionally in Spain.

**F | 6-0 | JR. | ZELLIK, BELGIUM**

- 3rd on the team in ppg., 1st in rpg. ... Has recorded 7 double-doubles in her first 19 GP with USF.
- 16 pts., 12 rbs. at Baylor (11/19), 16 pts., 14 rbs. vs. Brown (12/30), 13 pts., career-high 15 rbs. at Wichita St. (1/22).
- Was born in the Democratic Republic of the Congo, raised in Belgium ... 2X NJCAA All-American.

**C | 6-2 | R-JR. | RINCON, GEORGIA**

- Averaged 7.4 ppg. and 7.5 rpg. during the '18-19 season, including 20 pts., 18 rbs. at Wichita State (2/23/19).
- 3rd on the team in rpg. ... Season-high 14 rbs. vs. Houston (1/29), 13 rbs., 12 pts. vs. Saint Francis (Pa.) (11/24).
- 8 rbs. at Baylor (11/19) ... 400th career rbd. vs. Idaho (12/15) ... Scored double figures in 12 GP at USF.

**W | 6-0 | FR. | BRNO, CZECH REPUBLIC**

- 9.7 ppg in last 8 GP ... Career-high 17 pts. at Tulsa (1/12) ... 16 pts. vs. Alabama State (12/6), Brown (12/30).
- 11 rbs. vs. Idaho (12/15) ... Played in the U20 European Championships ... Was named MVP of the U19 National Team.
- Grandfather, Kamil, is a 3X Czech MBB Olympian ('72, '76, '80), father Kamil is a 24-year pro/international hockey vet.

**F | 6-1 | SR. | PALM COAST, FLA.**

- 123 career GP, 77 GS ... 10th in career GP at USF ... Grabbed 800th rbd. vs. Cincinnati (1/5) ... 7th all-time (845 rbs.).
- 6.5 ppg., 6.9 rpg. during her USF career ... 15 pts. vs. Brown (12/30) ... 10-plus rbs. in 7 of last 13 GP, and in last 2.
- Grabbed 15 rbs. vs. Alabama State ... AAC Freshman of the Year, named to the All-Freshman Team in '16-17.

**C | 6-3 | SO. | POMBAL, PORTUGAL**

- Averaged 11.3 ppg., 5.7 rpg. in '18-19 before a season-ending injury ... Had 17 pts., 10 rbs. vs. Ohio State (11/6/18).
- Scored double figures in 9 GP for USF during her freshman season ... Career-high 18 pts. vs. UNC (11/23/18).
- Scored double figures for Portugal in 5-of-7 GPs at the FIBA U20 Women's European Championship.

**F | 6-1 | R-SO. | BANYOLES, SPAIN**

- Has been riddled by injuries during her entire collegiate career.
- Was a 5-star international recruit by PassionHoops and BlueStar Europe.
- Played with the U17 Spanish National Team in the FIBA World Championships.



## HEAD COACH JOSE FERNANDEZ | 367-267 CAREER RECORD (20TH SEASON)



Named the 2018 American Athletic Conference Coach of the Year, head coach Jose Fernandez has been laying the groundwork brick-by-brick for 19 seasons for the Bulls to grow into a perennial top-25 program. Under his guid-

ance, USF has transformed from a program with only five winning seasons to a staple in the NCAA Tournament. A coach known for his recruiting connections and incredible work ethic, Fernandez has created a culture of excellence at USF.

Fernandez has watched his team reach new milestones, including six 20-win seasons in the last seven years dating back to the 2012-13 season. The Bulls have reached the NCAA Tournament six times, including five trips in their last seven seasons, and postseason play in 15 of the last 16 seasons. Fernandez led the Bulls to the NCAA Tournament for the fourth time in as many years in 2018 as the senior class became the first in program history to reach four NCAA Tournaments. The Bulls also reached their ninth Women's National Invitation Tournament (WNIT) in 2019, despite numerous season-ending injuries to key players, and advanced to the second round out the event.

Fernandez, who was officially named head coach on Nov. 14, 2000 - just seven months after arriving at USF as an assistant coach - has led the Bulls in an amazing turnaround under his tenure. In addition to the program's six trips to the NCAA Tournament, Fernandez has also guided USF to nine WNIT appearances, which includes the 2009 WNIT title and a semifinal appearance in 2014. The Bulls have also advanced to the American Athletic Conference (AAC) Tournament championship game in four of the past five seasons and have made at least the semifinal round during every season in the AAC.

Fernandez also knows how to get the most out of his talent with Maria Jespersen earning Associated Press All-America honorable mention honors in 2018. USF has had two players earn AP All-America honorable mention honors, Jespersen and Courtney Williams, in 2016, and Fernandez has coached them both.

Playing for Fernandez could also lead to the pros, as was the case for five players in program history to be drafted by WNBA teams. Courtney Williams became the second player in program history to be selected in the first round in 2016, going eighth overall to the Phoenix Mercury. Other Bulls selected in the WNBA Draft, under Fernandez, include Inga Orekhova, who was chosen 18th overall by the Atlanta Dream in 2014; Andrea Smith, who was chosen 35th by the Connecticut Sun in 2013 and Jessica Dickson,

who was chosen 21st in the 2007 WNBA Draft by the Sacramento Monarchs.

USF made its first-ever NCAA Tournament during the 2005-06 season. Fernandez also led USF to its first-ever NCAA Tournament victory with a 71-70 win over Texas Tech in 2013. Fernandez and the Bulls made history again in 2015, when they hosted USF's first-ever NCAA Tournament basketball game at the Yuengling Center. The Bulls defeated LSU in the first round, in front of a hometown crowd of over 5,000 fans. In his third NCAA Tournament in four years, Fernandez took the Bulls back to the second round, defeating No. 22 Colorado State 48-45 in Los Angeles, Calif. USF returned to the tournament in 2017, but the Bulls lost at the buzzer to Missouri.

The Miami native has had 14 seasons with a .500 record or better leading USF. In the 22 years prior to his arrival, the Bulls recorded just three winning seasons, all 14-13 slates. Fernandez has guided USF to nine seasons with 20-plus wins, including a 26-8 record during the 2017-28 campaign that marked the fourth straight season with 24 or more wins. He posted his 300th career win at USF during the 2016-17 season and has compiled a record of 354-259 in 19 seasons leading the Bulls' program, including 13 or more wins in The American in four of six seasons in the conference. The Bulls have posted 11 wins over Top 25 ranked teams, including an 84-65 pasting of No. 13 Ohio State in the Yuengling Center in 2018.

Fernandez believes to be the best you have to play the best. Since arriving at USF, Fernandez and his staff have worked to schedule the toughest teams in women's basketball. The Bulls have sought after perennial powers like Baylor, DePaul, Florida, Florida State, Georgia, Louisville, Notre Dame, LSU, Miami, Michigan State, Nebraska, Ohio State, Oklahoma, UNLV, Texas and Wake Forest, to name a few. USF has boasted some of the toughest strength of schedules in the country.

Fernandez got his start in coaching while working on his associates degree at Miami-Dade CC Kendall - where he earned his degree in 1991. Fernandez served as a student assistant coach for the men's basketball team and was immediately thrown into the fray with on-floor coaching, scouting, and most importantly, overseeing recruiting correspondence and getting his name out in front of coaches around the state.

It was at Miami-Dade that Fernandez met Cesar Odio, who not only saw his tremendous potential and hired him as a student assistant, but then promoted him to a full-time assistant coach upon his graduation in 1991. He would stay at Miami-Dade for one season (1991-92) before becoming the assistant boys' basketball coach at Miami's Sunset High School (1992-94).

Following his two seasons at Sunset, Fernandez and Odio would renew acquaintances when Odio was tabbed head men's basketball coach at Barry University in Miami Shores, Fla. (1994-96). Fernandez came along as Odio's top assistant and immediately established himself as a coach that had a sharp eye for talent and potential. During his brief two-year stay at Barry, Fernandez helped the Buccaneers to consecutive winning seasons, after the program only produced just two in the first 10 years, and a combined 34-21 record.

Fernandez entered the world of girls' basketball in 1996, when he secured his first head coaching job at Miami's Lourdes Academy. During his three seasons at Lourdes, Fernandez led the Bobcats to a stellar 83-16 (.838) record and a trip to the state 5A championship game in 1998 where they finished as the runner-up. In addition to his coaching responsibilities at Lourdes, Fernandez established valuable roots among Florida and high school coaches from around the nation as director and founder of the successful Miami Suns AAU program.

Fernandez would then break into collegiate women's basketball when he returned to Barry for his second of

## THE FERNANDEZ FILE

Born	Nov. 18, 1971
Hometown	Miami, Fla.
College	FIU, 1994
	B.S. in Physical Ed.
Wife	Tonya
Children	Sydney, Alex, Taylor Brianna and Brooke

## NCAA APPEARANCES (6)

2006, 2013, 2015, 2016, 2017, 2018

## WNIT APPEARANCES (9)

2004, 2005, 2007, 2008, 2009, 2010, 2012, 2014, 2019

## WNIT FINAL FOUR (2)

2009, 2014

## WNIT CHAMPIONSHIP (1)

2009

## COACHING CAREER

1989-91	Miami-Dade CC Kendall, Student Asst.
1991-92	Miami-Dade CC Kendall, Asst. Coach
1992-94	Sunset High School, Asst. Boy's Coach
1994-96	Barry University, Asst. Men's Coach
1996-99	Lourdes Academy (Miami), Head Coach
1996-99	Miami Suns AAU, Head Coach
1999-2000	Barry University, Asst. Coach
2000-present	USF, Head Coach

two tours of duty at the school. In his second stint, he served one year (1999-00) as the top assistant coach for the Buccaneers. Although it was just one season, Fernandez helped Barry record the second-most wins in the program's history as the Buccaneers posted a 22-8 record and the program's second-best slate ever in the Sunshine State Conference at 10-4. The team's 22 wins that season is still just one of three 20-wins campaigns for Barry

since the women's basketball team started competing during the 1988-89 season.

After graduating from Miami-Dade Kendall, Fernandez earned his bachelor's degree in physical education in 1994 from Florida International University. Along with his coaching duties at the beginning of his professional career, Fernandez also taught physical education at Miami's

Coral Reef Senior High School, Southwest Senior High School and Hialeah Middle School.

Fernandez and his wife, Tonya, live in Tampa with their daughters, Sydnie, Alex, Taylor, Brianna and Brooke.

### JOSE FERNANDEZ YEAR-BY-YEAR

Year	School	Overall	Conf.	Postseason
2000-01	USF	4-24	1-15	-
2001-02	USF	14-13	4-10	-
2002-03	USF	7-20	2-12	-
2003-04	USF	14-15	7-7	WNIT First Round
2004-05	USF	21-11	9-5	WNIT Second Round
2005-06	USF	19-12	9-7	NCAA First Round
2006-07	USF	21-12	9-7	WNIT Second Round
2007-08	USF	16-16	5-11	WNIT First Round
2008-09	USF	27-10	8-8	WNIT Champions
2009-10	USF	15-16	6-10	WNIT First Round
2010-11	USF	12-19	3-13	-
2011-12	USF	19-16	8-8	WNIT Third Round
2012-13	USF	22-11	9-7	NCAA Second Round
2013-14	USF	23-13	13-5	WNIT Semifinals
2014-15	USF	27-8	15-3	NCAA Second Round
2015-16	USF	24-10	14-4	NCAA Second Round
2016-17	USF	24-9	11-5	NCAA First Round
2017-18	USF	26-8	13-3	NCAA First Round
2018-19	USF	19-16	7-9	WNIT Second Round
2019-20	USF	13-9	5-3	-
Totals	20 Seasons	367-268	158-152	



### JOSE FERNANDEZ HEAD COACHING BREAKDOWN

Year	Overall	Home	Road	Neutral	Conf.	Postseason
2000-01	4-24	4-13	0-11	0-0	1-15	-
2001-02	14-13	9-6	5-7	0-0	4-10	-
2002-03	7-20	7-8	0-12	0-0	2-12	-
2003-04	14-15	9-6	5-8	0-1	7-7	0-2 (C-USA, WNIT)
2004-05	21-11	13-2	7-8	1-1	9-5	2-2 (C-USA, WNIT)
2005-06	19-12	12-3	5-7	2-2	9-7	0-2 (BIG EAST, NCAA)
2006-07	21-12	15-3	4-8	2-1	9-7	2-2 (BIG EAST, WNIT)
2007-08	16-16	11-7	3-8	2-1	5-11	1-2 (BIG EAST, WNIT)
2008-09	27-10	16-6	9-3	2-1	8-8	6-1 (BIG EAST, WNIT)
2009-10	15-16	9-8	5-7	1-1	6-10	0-2 (BIG EAST, WNIT)
2010-11	12-19	8-7	2-10	2-2	3-13	-
2011-12	19-16	11-3	4-7	4-6	8-8	3-2 (BIG EAST, WNIT)
2012-13	22-11	11-5	9-3	2-3	9-7	2-2 (BIG EAST, NCAA)
2013-14	23-13	13-8	9-5	1-0	13-5	5-2 (AAC, WNIT)
2014-15	27-8	13-3	9-3	5-2	15-3	3-2 (AAC, NCAA)
2015-16	24-10	15-1	6-6	3-3	14-4	3-2 (AAC, NCAA)
2016-17	24-9	10-4	8-2	6-3	11-5	2-2 (AAC, NCAA)
2017-18	26-8	13-1	8-3	5-4	13-3	2-2 (AAC, NCAA)
2018-19	19-16	11-5	5-6	3-5	7-9	3-2 (AAC, WNIT)
2019-20	13-9	11-1	2-4	0-4	5-3	-



## TALE OF THE TAPE

## THE TEMPLE SERIES

Series Record	USF leads series, 12-3
USF at home	USF leads, 4-1
USF at Temple	USF leads, 5-2
USF at neutral site	USF leads, 3-0
First meeting	Jan. 7, 2014 (W, 64-51)
Last meeting	Jan. 16 2020 (L, 66-63)
Last USF win	Jan. 5 2019 (63-53)
Last Temple win	Jan. 16 2020 (66-63)
Current streak	Temple, one win

## STATISTICAL COMPARISON

USF		TU
13-9 (5-3)	Overall Record (AAC Record)	13-9 (5-4)
39.1	Field Goal%	40.5
32.7	3-Pt. Field Goal%	32.7
67.5	Free Throw%	72.1
35.9	Oppt. Field Goal%	39.4
32.6	Oppt. 3-Pt. Field Goal%	34.1
65.4	Oppt. Free Throw%	70.6
42.6	Rebounding Avg.	42.4
+10.4	Rebounding Margin	+6.4
13.7	Assists/Gm.	14.3
17.4	Turnovers/Gm.	14.9
4.2	Blocks/Gm.	3.4
6.8	Steals/Gm.	4.3
64.7	Points/Gm.	71.0
57.2	Points Allowed/Gm.	70.3

## USF CAREER STATS VS. TEMPLE

No.	Name	G	Ppg	Rpg	Appg
0	Pehadzic	3	1.0	4.3	0.3
1	Alvarez	-	-	-	-
2	Lazic	-	-	-	-
3	Harvey	2	19.0	2.5	1.5
4	Pinzan	2	1.0	4.0	4.5
5	Tsineke	1	20.0	5.0	2.0
12	Bermejo	-	-	-	-
20	Mununga	1	0.0	0.9	0.1
21	Leverett	4	3.7	4.5	0.0
22	Brabencova	1	3.0	4.0	3.0
23	Henshaw	7	8.6	7.9	0.4
31	Jordao	1	6.0	4.0	0.0
34	Serrat	-	-	-	-

## BULLS' CAREER STARTS

No.	Name	16-17	17-18	18-19	19-20	Tot	GP
0	Pehadzic	-	0	23	9	32	64
1	Alvarez	-	-	-	8	8	15
2	Lazic	-	-	-	-	-	1
3	Harvey	-	-	24	6	30	44
4	Pinzan	-	-	15	14	29	48
5	Tsineke	-	-	-	12	12	17
12	Bermejo	-	-	-	-	-	14
20	Mununga	-	-	-	19	19	19
21	Leverett	-	0	24	2	26	82
22	Brabencova	-	-	-	14	14	21
23	Henshaw	24	19	21	13	77	123
31	Jordao	-	-	12	10	22	33
34	Serrat	-	-	-	-	-	-

## TICKET &amp; PROMOTION INFORMATION

■ For ticket questions or to purchase tickets, please visit [USFBullsTix.com](http://USFBullsTix.com) or call 1-800-Go-Bulls ... Single-game tickets are available; however; courtside seats are sold out for the 2019-20 season.

■ Sunday's game against Temple will be Autism Awareness Day in association with Autism Speaks, the autism awareness group co-founded by USF men's assistant basketball coach Tom Herrion ... There will be a quiet room for autistic children and a postgame layup line with Rocky, USF's mascot ... In addition, members of the coaching staff will be wearing Autism Speaks pins and the players will be wearing Autism Speaks shooting shirts prior to the game.

## UP NEXT FOR USF

■ Following their game against Temple, USF will hit the road and head to the "Big Easy" to face Tulane on Feb. 13 (ESPN3) ... Tip-off is slated for 8 p.m. ET.

■ The Bulls return to the Yuengling Center on Feb. 16, when they welcome No. 4 UConn (ESPN3/SNY) for its final time as a member of The American ... Game time is at 2 p.m.

## A QUICK LOOK AT THE BULLS

■ The Bulls lead, or are in the top five, in the American Athletic Conference in several statistical categories through games of Feb. 6:

Assist/Turnover Ratio	4th (0.79)
Total Assists	5th (301)
Assists Per Game	5th (13.7)
Total Blocked Shots	4th (93)
Blocked Shots Per Game	3rd (4.2)
FG Percentage Defense	2nd (35.9)
Scoring Defense	2nd (57.2)
Scoring Margin	2nd (+7.5)
3-Point FG Made	2nd (166)
3-Pt FG Attempted	1st (508)
3-Pt FG Made Per Game	2nd (7.5)
Total Rebounds	1st (937)
Rebounds Per Game	2nd (42.6)
Rebounding Margin	1st (+10.4)
Offensive Rebounds Per Game	2nd (15.5)

■ In just 17 collegiate games, Elena Tsineke has made her presence felt for the Bulls after being cleared to play by the NCAA ... Tsineke missed the first five games of the season after being ruled in-

eligible by the NCAA ... Tsineke leads the team in scoring, averaging 11.9 points per game ... She has scored double figures in 12 of the 17 games she has played in, including career high 20-point efforts at Temple on Jan. 16 and against Houston on Jan. 29 ... Tsineke was 7-for-15 (46.7 percent) from the field, including 4-for-7 (57.1 percent) from behind the arc, and a perfect 2-for-2 from the free-throw line, against the Owls, and 9-for-19 (47.4 percent) from the field against the Cougars ... She also netted 19 points, twice, against Florida Gulf Coast on Nov. 29 in the Cancun Challenge and against Cincinnati in The American opener on Jan. 5 ... She is shooting 41.9 percent (67-for-160) from the field, including 34.7 percent (26-for-75) from behind the arc, and 86.5 percent (32-for-37) from the free-throw line.

■ Bethy Mununga comes into Sunday's game averaging just shy of a double-double in the 19 games she has played this season ... She missed three games - Idaho, Mississippi State and UNLV - with a hamstring injury ... Her 9.8 points per game and 9.6 rebounds per outing are third and first on the team, respectively, and her rebounds per game average is second in The American, through Feb. 6 ... She has scored in double figures in 11 of the 19 games she has played in, including career highs of 16 points at Baylor (Nov. 19), against Brown (Dec. 30) and Cincinnati (Jan. 3) ... She's shooting 49.4 percent (77-for-156) from the field on the year.

■ Mununga has recorded a double-double in seven of the 19 games she has played in ... She has grabbed double-digit rebounds in 10 games this season.

■ Freshman Maria Alvarez - lost for the season with a knee injury suffered against Cincinnati on Jan. 5 - was third on the team, averaging 8.8 points per game, and second in assists, dropping 3.3 dimes per game, through her last game against Cincinnati ... She had a career afternoon, pouring in 20 points against VCU on Nov. 15 ... Alvarez posted a 14-point effort against Idaho on Dec. 15, with 12 of her 14 points coming in the fourth quarter on 4-for-4 shooting ... She hit back-to-back threes in the last two minutes of the game to secure the win.

■ Alvarez's 34 three-point field goals made were third in The American and 67th in the nation at the time of her injury on Jan. 5.

## USF WEEKLY MEDIA PLANNER

MON.	3	TUE.	4	WED.	5	THURS.	6	FRI.	7	SAT.	8	SUN.	9
Off		Practice, 12:45-4 p.m.		Practice, 12:45-4 p.m.		Practice, 12:45-4 p.m.		Practice, 12:45-4 p.m.		Practice 11 a.m.-2 p.m.		vs. Temple, 12 p.m.	



■ Sydney Harvey is starting to get back to her old self after missing the first 10 games of the season due to a leg injury ... Harvey is second on the team in scoring, averaging 11.1 points per game, and has scored double figures in five of the last seven games played ... She set a career high for three-point shots made in a game with six at Tulsa (6-for-7) on Jan. 16.

■ Elisa Pinzan posted a career high tying 23-point effort against UCF on Jan. 19 ... She shot 53.3 percent (8-for-15) from the field and 58.3 percent (7-for-12) from behind the three-point arc ... She set career-highs with eight field goals and seven three-point shots made against the Knights ... Pinzan also had a previous season-high 14 points against No. 2/2 Baylor on Nov. 19 on 5-for-14 (32.7 percent) shooting from the field, and 4-of-7 (57.1 percent) from behind the arc ... Despite missing five games - Idaho, Mississippi State, UNLV, Brown and Cincinnati - due to an ankle injury, she continued to lead the team in assists per game, and is currently dishing out 4.8 per game ... Pinzan has handed out six or more assists in five of the past eight games - dating back to Alabama State on Dec. 6 - and in four-of-seven since returning from her ankle injury at Tulsa on Jan. 19.

■ Tamara Henshaw, second on the team in rebounding, comes into the Temple game with 845 career rebounds, following her 11-rebound effort at Cincinnati on Feb. 2 ... It was her second consecutive double-figure rebound game ... She reached the 800-rebound plateau with her seven boards against Cincinnati on Jan. 5 ... Against Houston, Henshaw moved past Nalini Miller (2003-07) into seventh all-time at USF ... Next up is Jessica Lawson (2007-10), in sixth on the all-time list with 863.

■ Henshaw is 10th in the AAC in rebounds per game, grabbing 7.2 per outing, through Feb. 6.

■ Kristyna Brabencova is averaging 7.8 points per game on the year and 3.7 rebounds per contest, however missed the Cincinnati game, on Feb. 2, due to a sprained ankle suffered against Houston (Jan. 29) ... She has scored double figures in eight games this season, in five of her last eight played, and seven of her last 12 ... Her double-figure outing at Tulsa on Jan. 12, was a career-high 17 points performance on 6-for-9 shooting (66.7 percent), including 2-for-3 (66.7 percent) from long range, and a perfect 2-for-2 from the free-throw line.

### SCOUTING TEMPLE

■ Temple comes into its game with USF with a 13-9 overall record and a 5-4 mark in The American, following its 85-75 loss to Wichita State on Feb. 5 ... The loss was just the Owls' third in their last 10 games.

■ Mia Davis leads Temple in both scoring and rebounding, netting 19.0 points and grabbing 10.8 rebounds per game this season ... She is third in The American in scoring, and tops in the AAC in rebounding, and is the only player in the league averaging a double-double, through games of Feb. 6 ... Ashley Jones is second on the team in scoring, netting 16.4 points per game, and Marissa Mackins third, averaging 14.2 points per contest.

### THE SERIES AGAINST THE OWLS

■ Sunday's game marks the 16th meeting between USF and Temple with the Bulls holding a 12-3 series lead, dating back to the inaugural meeting in January of 2014 ... USF is 4-1 all-time against the Owls in Tampa.

■ The two schools met on Jan. 16 in Philadelphia, with Temple handing the Bulls a tough 69-66 loss ... USF got a career-high 20 points from Elena Tsineke and Sydney Harvey finished in double figures for the third straight outing scoring 19 points.

### USF WHEN ...

Leading at halftime	11-2
Trailing at halftime	2-7
Tied at halftime	0-0
Overtime	0-0
USF shoots 50% or better from field	0-0
USF shoots 40-49% from field	9-1
USF shoots under 40% from field	4-8
Opp. shoots 50% or better from field	0-0
Opp. shoots 40-49% from field	3-4
Opp. shoots under 40% from field	10-5
USF outrebounds opponent	13-8
Opp. outrebounds USF	0-1
Tied in rebounds	0-0
USF records 10 or more steals	2-2
USF records 15 or more assists	5-1
USF commits less than 15 turnovers	8-1
USF commits 15 or more turnovers	5-8
USF commits less turnovers than opp.	6-0
USF commits more turnovers than opp.	7-8
USF shoots 70% or better from the line	5-4
USF shoots under 70% from the line	8-5
USF scores 59 points or less	1-5
USF scores between 60-69 points	5-3
USF scores between 70-79 points	5-1
USF scores between 80-89 points	2-0
USF scores between 90-99 points	0-0
USF scores more than 100 points	0-0
Two or less Bulls score in double figures	3-6
Three Bulls score in double figures	4-3
Four or more Bulls score in double figures	6-0
USF plays at Yuengling Center	11-1
USF plays on the road	2-4
USF plays at a neutral site	0-4
Playing in November	5-4
Playing in December	3-2
Playing in January	5-2
Playing in February	0-1
Playing in March	0-0
Playing on Saturday	1-2
Playing on Sunday	4-2
Playing on Monday	1-0
Playing on Tuesday	2-1
Playing on Wednesday	2-0
Playing on Thursday	0-3
Playing on Friday	3-1
Playing during the afternoon	8-7
Playing during the evening	5-2
Games decided by three points or less	1-1
Games decided by four to 10 points	5-4
Games decided by 11-20 points	1-3
Games decided by more than 20 points	5-1

### SCORING MARGINS

#### Points: Margin of victory

1	2	3	4	5	6	7	8	9	10+
-	-	1	-	-	1	2	1	-	8

#### Points: Margin of defeat

1	2	3	4	5	6	7	8	9	10+
-	-	1	1	1	-	1	-	-	5

### 2019-20 USF STARTING LINEUPS

Forward	Forward	Forward/Center	Guard	Guard	W-L
Mununga	Brabencova	Henshaw	Pinzan	Pehadzic	1-0
Mununga	Brabencova	Jordao	Pinzan	Pehadzic	1-0
Mununga	Septe	Henshaw	Pinzan	Pehadzic	1-0
Mununga	Brabencova	Jordao	Pinzan	Pehadzic	1-0
Mununga	Alvarez	Jordao	Pinzan	Pehadzic	0-1
Mununga	Alvarez	Henshaw	Pinzan	Pehadzic	1-0
Mununga	Brabencova	Henshaw	Pinzan	Pehadzic	0-1
Mununga	Septe	Leverett	Pinzan	Tsineke	1-1
Mununga	Brabencova	Henshaw	Alvarez	Tsineke	1-1
Jordao	Pehadzic	Henshaw	Alvarez	Tsineke	1-1
Jordao	Brabencova	Henshaw	Alvarez	Harvey	0-1
Mununga	Brabencova	Henshaw	Alvarez	Harvey	1-0
Mununga	Brabencova	Henshaw	Tsineke	Harvey	1-1
Mununga	Brabencova	Henshaw	Pinzan	Harvey	0-1
Mununga	Brabencova	Jordao	Pinzan	Tsineke	3-0
Mununga	Harvey	Jordao	Pinzan	Tsineke	0-1

## A LOOK AT THE AMERICAN

## AMERICAN ATHLETIC CONFERENCE STANDINGS (THROUGH FEB. 5)

	AAC	Pct.	Over.	Pct.
UConn	9-0	1.000	19-2	.905
Tulane	7-3	.700	12-11	.522
Cincinnati	5-3	.625	14-7	.667
USF	5-3	.625	13-9	.591
UCF	5-4	.556	13-8	.619
Temple	5-4	.556	13-9	.591
Houston	5-4	.556	12-11	.522
Wichita State	5-5	.500	13-10	.565
Memphis	3-6	.333	12-10	.545
SMU	3-6	.333	9-12	.429
ECU	1-7	.125	4-17	.190
Tulsa	1-9	.100	6-17	.261

## PRESEASON POLL

1. UConn (11)	7. Tulane
2. USF	8. Memphis
T3. UCF (1)	9. Wichita State
T3. Cincinnati	10. Tulsa
5. Houston	11. ECU
6. Temple	12. SMU

## UPCOMING AAC SCHEDULE (ALL TIMES ARE EASTERN)

## February 9

Temple at USF 12 p.m.

## February 10

UConn at South Carolina 7 p.m.

## February 11

ECU at SMU 8 p.m.

## February 12

Tulsa at Cincinnati 11 a.m.

Memphis at Wichita State 7:30 p.m.

UCF at Houston 8 p.m.

## February 13

USF at Tulane 8 p.m.

## February 15

Cincinnati at UCF 2 p.m.

Houston at Temple 2 p.m.

ECU at Memphis 3 p.m.

SMU at Tulsa 3 p.m.

## February 16

UConn at USF 2 p.m.

Wichita State at Tulane 3 p.m.

## February 18

Cincinnati at Houston 8 p.m.

## February 19

Memphis at Temple 12 p.m.

USF at UCF 6 p.m.

Tulane at UConn 7 p.m.

Tulsa at ECU 7 p.m.

SMU at Wichita State 7:30 p.m.

## USF all-time against Temple

Jan. 2, 2014	H	W, 64-51
Feb. 22, 2014	A	W, 72-69
March 8, 2014	N	W, 72-44
Jan. 11, 2015	A	W, 70-58
Feb. 22, 2015	H	W, 79-53
Feb. 6, 2016	A	L, 68-66
Feb. 27, 2016	H	W, 76-62
March 6, 2016	N	W, 64-46
Jan. 29, 2017	A	W, 55-51
Feb. 19, 2017	H	L, 77-71
March 5, 2017	N	W, 63-58
Jan. 10, 2018	A	W, 89-73
Jan. 28, 2018	H	W, 76-60
Jan. 5, 2019	A	W, 63-53
Jan. 16, 2020	A	L, 69-66

## LAST TIME OUT

■ USF had three players score in double figures, and held a 13-point lead late in the second quarter, however the Bulls couldn't hold on down the stretch as Cincinnati came from behind and handed the Green and Gold a 60-55 loss on Feb. 2 at Fifth Third Arena ... The loss ends USF's three game winning streak ... Elisa Pinzan led the way with a game-high 19 points, while Elena Tsineke and Sydni Harvey added 11 and 10 points, respectively.

## MISCELLANEOUS USF STATISTICS

## Double Figure Scorers

Bethy Mununga	11
Elene Tsineke	12
Kristyna Brabencova	8
Maria Alvarez	7
Sydni Harvey	6
Elisa Pinzan	5
Enna Pehadzic	4
Tamara Henshaw	3
Shae Leverett	3
Christina Bermejo	1

## Double-Doubles

Bethy Mununga	7
Shae Leverett	1
Tamara Henshaw	1

## Games Leading (Sharing) Scoring Honors

Elene Tsineke	6
Maria Alvarez	4
Enna Pehadzic	3
Elisa Pinzan	2
Bethy Mununga	1 (1)
Sydni Harvey	1
Shae Leverett	(2)
Kristyna Brabencova	(1)
Tamara Henshaw	(1)

## Games Leading (Sharing) Rebounding Honors

Bethy Mununga	14 (1)
Tamara Henshaw	4 (2)
Shae Leverett	2 (2)

■ The Bulls led by as many as 13 points, 32-19, on a three-pointer by Pinzan with just under two minutes left in the half ... USF led at the break, 32-23, shooting 40 percent (12-of-30) from the field during the first 20 minutes of play ... Cincinnati trailed for most of the second half until taking its first lead of the contest, 53-52, with 4:32 left in the game ... The Bulls regained a one-point advantage on the next possession, and tied the game with just over to minutes left, but could not stop the Bearcats down the stretch.

■ Cincinnati outscored USF, 15-5, in the final quarter while also forcing the Bulls into a season-high 30 turnovers for the game.

## BETHY MUNUNGA NAMED TO THE AMERICAN WEEKLY HONOR ROLL

■ USF's Bethy Mununga was named the American Athletic Conference weekly Honor Roll when the league announced its weekly awards on Jan. 27 ... It was the fourth time this season that Mununga has been named to the Honor Roll.

■ Mununga helped guide the Bulls to a 2-0-week with wins at Wichita State and at home against Tulane, handing the Green Wave their first conference loss of the season ... She averaged 7.5 points per game, but 12.5 rebounds per outing, along with 2.0 blocks and 1.0 assists per outing ... She started the

## USF'S LARGEST IN 2019-20

Lead	51 vs. Alabama State (80-29)
Deficit	25 vs. Mississippi State (86-61)
Margin of victory	51 vs. Alabama State (80-29)
Margin of defeat	25 vs. Mississippi State (86-61)
Halftime lead	22, vs. Houston (40-18)
Halftime deficit	10 vs. Mississippi State (47-37)
Deficit in win	10 vs. Idaho (13-3)
Halftime deficit in win	5 vs. Brown (33-28)
Lead in loss	13 at Cincinnati (32-19)
Halftime lead in loss	9 at Cincinnati (32-23)

## USF: HOME, ROAD &amp; NEUTRAL

Category	Home	Road	Neutral
Record	11-1	2-4	0-4
Field Goal%	40.8	37.8	35.6
3-Pt. Field Goal%	35.6	31.9	26.3
Free Throw%	68.4	65.7	67.4
Oppt. Field Goal%	32.7	36.1	45.2
Oppt. 3-Pt. Field Goal%	30.6	31.8	38.6
Oppt. Free Throw%	67.4	65.7	63.6
Rebounding Avg.	44.4	40.0	41.0
Rebounding Margin	+11.9	+9.5	+7.0
Assists/Gm.	15.0	12.2	12.0
Turnovers/Gm.	14.4	21.2	20.5
Blocks/Gm.	4.1	4.7	4.0
Steals/Gm.	6.8	7.2	6.3
Points/Gm.	70.2	57.0	59.8
Points Allowed/Gm.	51.1	58.3	73.8



week with a 13-point, career-high 15-rebound, and career-best four blocked shot outing against the Shockers ... She shot 54.5 percent (6-for-11) from the field.

### USF's 2019-20 Weekly AAC Honorees

Enna Pehadzic \_\_\_\_\_ Player of the Week (Nov. 11)  
 Maria Alvarez \_\_\_\_\_ Freshman of the Week (Nov. 18)  
 Bethy Mununga \_\_\_\_\_ AAC Honor Roll (Nov. 18)  
 Bethy Mununga \_\_\_\_\_ AAC Honor Roll (Nov. 25)  
 Maria Alvarez \_\_\_\_\_ AAC Honor Roll (Dec. 9)  
 Maria Alvarez \_\_\_\_\_ AAC Honor Roll (Dec. 16)  
 Shae Leverett \_\_\_\_\_ AAC Honor Roll (Dec. 16)  
 Bethy Mununga \_\_\_\_\_ AAC Honor Roll (Dec. 31)  
 Elena Tsineke \_\_\_\_\_ Freshman of the Week (Jan. 6)  
 Kristyna Brabencova \_\_\_\_\_ Freshman of the Week (Jan. 13)  
 Sydni Harvey \_\_\_\_\_ AAC Honor Roll (Jan. 13)  
 Bethy Mununga \_\_\_\_\_ AAC Honor Roll (Jan. 27)

### TAMARA HENSHAW NAMED TO DUEL IN THE DESERT ALL-TOURNAMENT TEAM

■ Senior forward Tamara Henshaw was named to the Duel in the Desert All-Tournament Team, after her performance in the two-game event, Dec. 19-21.

■ Despite averaging just 7.0 points per game against No. 15 Mississippi State and UNLV, Henshaw was a force on the boards grabbing 11.5 rebounds per contest, in addition to 1.5 steals and 1.0 blocked shots per outing ... She pulled down 10 rebounds to go along with six points against the Bulldogs in the tournament opener, along with two steals ... Against the Lady Rebels, Henshaw grabbed 13 rebounds and netted eight points.

### ELENA TSINEKE NAMED TO CANCUN CHALLENGE ALL-TOURNAMENT TEAM

■ After just four collegiate games, freshman Elena Tsineke was named to the Cancun Challenge All-Tournament Team for her efforts in the three-game event, Nov. 28-30.

■ Tsineke averaged 11.7 points per game and 2.3 rebounds per outing – against South Dakota State, Florida Gulf Coast and Notre Dame – in the Cancun Challenge ... She shot 11-27 (40.7 percent) from the floor, 6-17 (35.3 percent) from behind the arc, and 7-8 (87.5 percent) from the charity stripe ... She scored double figures in two of the three outings, including a career-high 19 points Florida Gulf Coast on 5-for-9 (55.6 percent) shooting from the field, 2-for-4 (.500) from three-point range, and a near perfect

7-for-8 (87.5 percent) from the free-throw line ... She also had two assists and two steals against the Eagles ... She followed that up the next morning with 12 points and four rebounds against 2019 NCAA national runner-up Notre Dame.

### NEW LOOK BULLS

■ USF has seven players returning from last year's roster, including two preseason AAC All-Conference selections - Enna Pehadzic and Sydni Harvey - however it also welcomes six new additions.

■ The Bulls added five incoming freshmen in Maria Alvarez, Mihaela Lazic, Elana Tsineke, Cristina Bermejo and Kristyna Brabencova, in addition to tow-time NJCAA All-American, Bethy Mununga.

### CLEANING THE GLASS

■ USF, the American Athletic Conference leader in rebounding a year ago, got on the glass early and often in the season opener against Jacksonville on Nov. 5 ... The Bulls pulled down 63 rebounds against the Dolphins which is second in The American through Feb. 6, and tied for 13th most in the nation.

■ In addition, the 63 boards is tied for the eighth most in program history in a single game, and the most since grabbing 67 against Houston Baptist on Nov. 12, 2017.

■ USF's 63 total rebounds mark only the fifth time since 2000 that it has grabbed 62-or-more rebounds in a game ... The single game record is 76 set against Rollins on Nov. 8, 1980.

■ USF followed up its 63 rebound effort with 52 against Howard on Nov. 12 ... USF also grabbed 53 rebounds against Alabama State on Dec. 6, and 51 against Idaho on Dec. 15, in back-to-back games.

■ Despite USF totaling its second fewest rebounds of the season against No. 2/2 Baylor, the Bulls found themselves outrebounding the Bears, 35-33, including 15-10 on the offensive boards.

■ The Bulls lost the battle of the boards for the first time - and only time - this season, against UCF on Jan. 19, when the Knights held a 44-32 rebounding advantage ... USF is outrebounding the opposition, this season, 937-709 (42.6-32.2).

## TOP 25 RANKINGS

### ASSOCIATED PRESS (as of Feb. 3)

1	South Carolina (26)	21-1
2	<b>Baylor (3)</b>	<b>19-1</b>
3	Oregon	19-2
4	<b>UConn</b>	<b>19-1</b>
5	Louisville (1)	21-1
6	Stanford	20-2
7	N.C. State	21-1
8	<b>Mississippi State</b>	<b>19-3</b>
9	Oregon State	18-4
10	UCLA	19-2
11	Gonzaga	22-1
12	Arizona	18-3
13	Maryland	17-4
14	DePaul	20-3
15	Kentucky	17-4
16	Texas A&M	18-4
17	Florida State	18-4
18	Indiana	17-5
19	Arizona State	16-6
20	Iowa	18-4
21	Northwestern	19-3
22	South Dakota	21-2
23	Tennessee	17-5
24	Missouri State	18-3
25	Arkansas	18-4

Also Receiving Votes: Princeton, TCU, LSU, **Florida Gulf Coast**, Stony Brook.

### USA TODAY/WBCA COACHES POLL (as of Feb. 3)

1.	<b>Baylor (18)</b>	<b>19-1</b>
2.	South Carolina (13)	21-1
3.	Oregon (1)	20-2
4.	Louisville	21-1
5.	Stanford	20-2
6.	<b>UConn</b>	<b>19-2</b>
7.	N.C. State	21-1
8.	<b>Mississippi State</b>	<b>20-3</b>
9.	Oregon State	18-4
10.	UCLA	19-2
11.	Gonzaga	22-1
T-12.	Maryland	18-4
T-12.	Arizona	18-3
14.	DePaul	20-3
15.	Kentucky	17-4
16.	Texas A&M	18-4
17.	South Dakota	21-2
18.	Florida State	18-4
19.	Missouri State	18-3
20.	Iowa	18-4
21.	Arizona State	16-6
22.	Indiana	18-5
23.	Northwestern	19-3
24.	<b>Florida Gulf Coast</b>	<b>22-2</b>
25.	Tennessee	17-5

Also Receiving Votes: Arkansas, Princeton, TCU, LSU, Central Michigan, Stony Brook, West Virginia.

### GETTING SOCIAL WITH THE BULLS

■ Fans are encouraged to follow @USFWBB on Twitter, and "Like" USF women's basketball on Facebook ([www.Facebook.com/USFwomensbasketball](http://www.Facebook.com/USFwomensbasketball)) for the latest Bulls' basketball news ... Follow all of USF's athletic teams on Twitter (@USFAthletics), Facebook (Facebook.com/USFAthletics), YouTube (BullsVision), and Instagram (USFAthletics).

**THE BULLS HAVE BEEN TREMENDOUS**

■ USF has had the hot hand from behind the three-point arc this season, hitting 166 treys in its 22 games ... The Bulls come into the Temple game second in The American in three-point field goals made, through Feb. 6, and 52nd in the nation ... USF has hit double-digit threes five times this season, and in two of the last five games.

**Games with double-digit three-point FGM**

17	Alabama State (Dec. 6)
10	Tulane (Jan. 25)
10	UCF (Jan. 19)
10	VCU (Nov. 15)
10	Jacksonville (Nov. 5)

■ Against Alabama State on Dec. 6, USF was on fire from behind the arc, hitting 17 treys, the second most in school history, behind only the 21 made against Southern on Dec. 15, 2017 ... The 17 made is tied for the 10th most in the nation this season through Jan. 30.

■ Despite now being out for the season with a knee injury, Maria Alvarez was a perfect 4-for-4 from behind the arc against Idaho with all four coming in the fourth quarter, leading the Bulls' come-from-behind win.

**DOUBLE DIPPING**

■ USF newcomer Bethy Mununga has gotten her career in the Green and Gold off to an impressive start ... The two-time NJCAA All-American has recorded seven double-doubles in her first 19 games with the Bulls ... Most recently, Mununga netted 13 points and grabbed a career-best 15 rebounds at Wichita State, on Jan. 22.

■ Included in her seven double-doubles is a career-high tying 16 points, along with 12 boards against No. 2/2 Baylor on Nov. 19.

■ In addition to Mununga, Shae Leverett and Tamara Henshaw are the only other players on the roster to record a double-double this year ... Leverett posted a 12-point, 13-rebound effort against Saint Francis (Pa.), on Nov. 24, for her first of the season and the sixth of her career, while Henshaw scored 15 points and grabbed 10 rebounds against Brown on Dec. 30 for the 11th of her career.

**2019-20 USF double-doubles**

Mununga	Jan. 22 at Wichita State (13 pts./15 rbs.)
Mununga	Dec. 30 vs. Brown (16 pts./14 rbs.)
Henshaw	Dec. 30 vs. Brown (15 pts./10 rbs.)
Mununga	Nov. 28 vs. South Dakota State (15 pts./12 rbs.)
Leverett	Nov. 24 vs. St. Francis (Pa.) (12 pts./13 rbs.)
Mununga	Nov. 19 vs. No. 2/2 Baylor (16 pts./12 rbs.)
Mununga	Nov. 15, 2019 vs. VCU (14 pts./12 rbs.)
Mununga	Nov. 12 vs. Howard (14 pts./11 rbs.)
Mununga	Nov. 5 vs. Jacksonville (11 pts./12 rbs.)

**LACING 'EM UP AGAINST THE BEST**

■ During the 2019-20 campaign, the Bulls will battle through their usual daunting schedule featuring 12 teams that advanced to either the NCAA Tournament (8) or the WNIT (4).

■ In addition to the eight teams that advanced to the NCAA Tournament that dot USF's schedule, the Bulls will face three of the four No. 1 seeds from last season's "Big Dance" ... USF will play the two teams that played for the national championship – in Tampa at Amalie Arena – when the Bulls travel to Baylor (Nov. 19) and then face Notre Dame (Nov. 30) in the Cancun Challenge ... In addition, USF will take on Mississippi State (Dec. 19) in the Duel in the Desert in Las Vegas, along with its annual AAC home-and-home with UConn (Feb. 16, March 2).

■ USF also faces Texas (Nov. 8) at home, South Dakota State (Nov. 28) and Florida Gulf Coast (Dec. 29) in Cancun, and UCF (Jan. 19, Feb. 19).

**HOME, SWEET HOME**

■ To say that USF has defended their home court over the last five-plus seasons – 88 games – is an understatement ... The Green and Gold have dropped just 15 games (73-15), since the beginning of the 2014-15 season, including four or fewer losses five times during that stretch.

**Seasons with four or fewer home losses since the beginning of the 2014-15 season**

2019-20	11-1
2017-18	13-1
2016-17	10-4
2015-16	15-1
2014-15	13-3

■ USF has also proven to be one of the elite teams in The American, and to do that you need to win games at home ... The Bulls are 34-12 in AAC games at home, and were 29-5 prior to the 2018-19 season.

■ Games at the Yuengling Center are no vacation for nonconference foes when they come to Tampa ... Over the last five-plus seasons, the Bulls have posted a 36-2 record in nonconference games at home, which includes this seasons wins over Jacksonville (70-39), No. 15/15 Texas (64-57), Howard (82-53), VCU (77-55), Saint Francis (Pa.) (62-23), Alabama State (80-29), Idaho (67-64) and Brown (Dec. 30) ... USF has won 21 straight nonconference games, and 33 of its last 34, with the only loss coming to Louisville during the 2016-17 season.

■ During the last five-plus years, the likes of Oklahoma, LSU, Louisville, Penn State, Oklahoma State, St. John's, and this season Texas, have visited USF for non-conference tilts.

**PRIMED FOR THE POSTSEASON**

■ USF has made 15 postseason tournament appearances and had six NCAA Tournament berths in head coach Jose Fernandez's previous 19 seasons ... The all-time winningest coach in program history, Fernandez has guided USF to nine 20-win seasons, two WNIT final four appearances, the 2009 WNIT championship and won more than 350 games.

**BULLS SHINE ON THE INTERNATIONAL STAGE**

■ Before the team's preparation for the 2019-20 season, five Bulls showcased their talent on the world stage at the FIBA U20 Women's European Championship and 2019 Women's Pan American Games over the summer.

■ USF was represented well in Klatovy, Czech Republic and Prishtina, Kosovo at the FIBA U20 Women's European Championships with four Bulls competing for four different countries – freshman wing Kristyna Brabencova (Czech Republic), sophomore center Beatriz Jordao (Portugal), sophomore point guard Elisa Pinzan (Italy) and freshman guard Elena Tsineke (Greece) ... Pinzan earned team bragging rights as she, and her Italian teammates, took home the gold, defeating Russia, 70-67.

**2019-20 USF HONORS****Maria Alvarez**

- AAC Freshman of the Week (Nov. 18)
- AAC Weekly Honor Roll (Dec. 9)
- AAC Weekly Honor Roll (Dec. 16)

**Sydni Harvey**

- AAC Freshman of the Week (Jan. 13)

**Tamara Henshaw**

- Duel in the Desert All-Tournament Team (Dec. 21)

**Kristyna Brabencova**

- AAC Weekly Honor Roll (Jan. 16)

**Shae Leverett**

- AAC Weekly Honor Roll (Dec. 16)

**Bethy Mununga**

- AAC Weekly Honor Roll (Nov. 18)
- AAC Weekly Honor Roll (Nov. 25)
- AAC Weekly Honor Roll (Dec. 30)
- AAC Weekly Honor Roll (Jan. 27)

**Enna Pehadzic**

- AAC Player of the Week (Nov. 11)
- College Madness AAC Player of the Week (Nov. 11)
- Preseason All-AAC

**Elena Tsineke**

- Cancun Challenge All-Tournament Team (Nov. 30)
- AAC Freshman of the Week (Jan. 6)

■ Freshman guard Maria Alvarez (Bal Harbour, Fla.) played for the Colombia senior national team at the 2019 Pan American Games in August in Lima, Peru ... It's been a busy stretch of basketball for Alvarez, who averaged 12 points, 4.4 rebounds and a team-best 3.1 assists in seven games for Colombia at the FIBA U19 Women's Basketball World Cup in July in Thailand.

#### PEHADZIC, HARVEY EARN '18-19 ALL-AAC KUDOS

■ The Bulls welcome back two players that earned AAC all-conference honors at the conclusion of the 2018-19 season, in redshirt junior guard Enna Pehadzic and freshman Sydney Harvey.

■ Pehadzic averaged 12.1 points per game and 15.4 points per outing in The American ... Against East Carolina on Feb. 20, 2019, Pehadzic poured in a career-high 35 points, the second highest point total by any AAC player during the 2018-19 campaign ... Pehadzic also earned AAC All-Tourney honors.

■ Joining Pehadzic was Harvey, who was named to the AAC All-Freshman team after her rookie campaign ... Harvey averaged 11.7 points per outing and made an immediate impact for the Bulls ... She poured in a career-high 25 points against Tulane on Jan. 19, 2019, and was twice named the Freshman of the Week ... She also owns two AAC Honor Roll awards and was named to the Paradise Jam Tournament All-Star Team after her 52-point burst in the U.S. Virgin Islands.

#### A SOLID FRONT COURT RETURNS FOR USF

■ Returning this season for the Bulls in the frontcourt is a trio of players – Beatriz Jordao, Shae Leverett and Tamara Henshaw – that made noise in The American, or early on in the year, before the injury bug hit.

■ Henshaw, the Bulls' lone senior, is expected to continue being a force inside ... She averaged 6.5 points per game but was a real problem on the glass for the opposition, grabbing a team leading 8.1 rebounds per outing which ranked fourth in the AAC ... In addition, she grabbed 10.3 rebounds per contest in AAC games, which was tops in the conference.

■ Leverett, a redshirt junior center, averaged 7.4 points and 7.5 rebounds per contest, which was good enough for second on the team ... She recorded eight double-figure scoring performances and grabbed double-digit rebounds seven times ... Leverett also rejected 1.6 blocks per game, good enough for third in The American, and 2.6 rejections per outing in conference action which led the league.

■ Jordao, a sophomore center, averaged 11.3 points, 5.7 rebounds and 1.9 blocks per game before suffering a season-ending injury after just 12 games ... She started her career with a bang, recording a double-double at Ohio State on Nov. 6, 2018, with 17 points and 10 rebounds.

#### USF PICKED 2ND IN AAC PRESEASON POLL

■ USF was picked second in the preseason American Athletic Conference Poll, it announced on Oct. 14.

■ The Bulls, who earned 107 points, were selected behind only UConn (121), which enters its final season in The American. UCF (96) and Cincinnati (96) are tied for third while Houston (81) rounds out the top five teams in the preseason poll. Temple (68), Tulane (59), Memphis (42) and Wichita State (37) were slotted sixth through ninth, respectively, with Tulsa (33), East Carolina (31) and SMU (21) rounding out the bottom three teams.

#### ELENA TSINEKE NOTES

■ Elena Tsineke has had a great start to her collegiate career after being cleared to play by the NCAA – on Nov. 20 – and missing the first five games of the year ... She currently leads the team in scoring, averaging 11.9 points per contest ... She is shooting 41.3 percent (71-for-172) from the field, including 33.8 percent (27-for-80) from behind the three-point arc, and an impressive 87.2 percent (34-for-39) from the charity stripe.

■ Tsineke has scored double figures in 11 of her last 15 games played, and in 12 of the 17 games she has played in wearing the Green and Gold ... She logged career-high 20-point efforts at Temple on Jan. 16 and on Jan. 29 against Houston ... She was 7-for-15 (46.7 percent) from the field, including 4-for-7 (57.1 percent) from behind the arc, and a perfect 2-for-2 from the free-throw line against

the Owl's, and 9-for-19 (41.9 percent) from the floor against the Cougars.

■ Tsineke dropped in a game high 13 points, in 21 minutes, on 4-for-8 (50.0 percent) shooting from the field, 1-for-2 (50.0 percent) from three-point range, and 4-for-5 (80.0 percent) from the free-throw line against Saint Francis (Pa.) on Nov. 24 in her collegiate debut ... In addition, she recorded one rebound and a steal in the win.

■ Tsineke had 19 points against Florida Gulf Coast, on Nov. 29 in the Cancun Challenge, on 5-for-9 shooting (55.6 percent), 2-for-4 from behind the three-point arc, and a near perfect 7-for-8 (87.5 percent) from the free-throw line ... She then opened up AAC play with her second 19-point performance on Jan. 5, in the Bulls' 76-68 win over Cincinnati ... Tsineke was 5-for-10 (50.0 percent) from the field, 3-for-7 (42.9 percent) from three-point range, and a perfect 6-of-6 from the line en route to her 19 points against the Bearcats.

■ Tsineke posted a 17-point outing – her second highest point total of her collegiate career – against Brown on Dec. 30 ... She shot 46.2 percent (6-for-13) from the field, 42.9 percent (3-for-7) from three-point range, and 66.7 percent (2-for-3) from the charity stripe in the win.

■ Tsineke was named to the 2019 Cancun Challenge All-Tournament Team for her efforts in the three-game event ... Tsineke averaged 11.7 points per game and 2.3 rebounds per outing – against South Dakota State, Florida Gulf Coast and Notre Dame – in the Cancun Challenge ... She shot 11-for-27 (40.7 percent) from the floor, 6-for-17 (35.3 percent) from behind the arc, and 7-for-8 (87.5 percent) from the charity stripe.

#### BETHY MUNUNGA NOTES

■ Bethy Mununga is off to a good start to her USF career after making a name for herself as a two-time NJCAA All-American at Northeastern Oklahoma A&M College ... She did, however, miss three games due to an injured hamstring suffered against Alabama State on Dec. 6 ... She returned to the court on Dec. 30 against Brown ... This year Mununga has been named to the AAC weekly Honor

#### USF WOMEN'S HOOPS INVITED TO PLAY IN BAD BOY MOWERS BATTLE 4 ATLANTIS

■ The University of South Florida women's basketball team has been invited to take part in the inaugural Bay Boy Mowers Battle 4 Atlantis tournament in Paradise Island, Bahamas at the Atlantis Paradise Island Hotel.

The tournament will be held Nov. 21-23, 2020, immediately preceding the men's tournament that runs each year through the Thanksgiving holiday as one of the premier events on the early college basketball schedule.

"Just like every year, we want to give ourselves great opportunities to play quality opponents in November and December," said USF head coach Jose Fernandez. "We are very excited to take part in the first Battle 4 Atlantis for women."

The Bulls will be joined by a host of collegiate women's basketball powers, including current No. 3 Oregon, No. 6 South Carolina, Syracuse, Central Michigan, Marquette, Minnesota and Oklahoma. Opponents, game times and additional tournament details will be announced at a later date.





Roll four times (Nov. 18 and Nov. 25, Dec. 31, and Jan. 27).

■ Mununga is third on the team in scoring, averaging 9.8 points per game, and is also tops on the team in rebounding, grabbing 9.6 boards per outing ... In addition, her rebounding average is second in The American, and 41st nationally, through Feb. 6.

■ Mununga is currently second in The American, and 26th in the nation, in offensive rebounds per game, through Feb. 6, grabbing 3.9 per outing.

■ She is shooting 49.4 percent (77-of-156) from the field and has shot less than 50 percent just seven times this season ... She was an efficient 75.0 percent (6-for-8) in the win over No. 15/15 Texas on Nov. 8 and shot at an 87.5 percent (6-for-7) clip against VCU on Nov. 15, and hit 70.0 percent (7-for-10) versus Cincinnati on Jan. 5.

■ Mununga has seven double-doubles in her 19 games with the Bulls ... In addition, she was two rebounds shy of a double-double on Nov. 8, against No. 15/15 Texas, with 12 points and eight boards, and one rebound shy against UCF on Jan. 19 after scoring 12 points.

■ Most recently, Mununga had a 13-point, and career-high 15-rebound effort at Wichita State on Jan. 22.

#### Mununga's career double-doubles

Nov. 5, 2019 vs. Jacksonville	11 pts./12 rbs.
Nov. 12, 2019 vs. Howard	14 pts./11 rbs.
Nov. 15, 2019 vs. VCU	14 pts./12 rbs.
Nov. 19, 2019 vs. No. 2/2 Baylor	16 pts./12 rbs.
Nov. 28, 2019 vs. South Dakota State	15 pts./12 rbs.
Dec. 30, 2019 vs. Brown	16 pts./14 rbs.
Jan. 22, 2020 at Wichita State	13 pts./15 rbs.

■ Mununga didn't show any ill effects from her pulled hamstring, which caused her to miss three games in December ... She returned to the hardwood on Dec. 30, against Brown, to score a career-high tying 16 points and grab a career-best 14 rebounds.

#### MARIA ALVAREZ NOTES

■ Maria Alvarez was not fazed one bit by being thrown into the fire during her first collegiate season, unfortunately, however, she suffered a season-ending knee injury on Jan. 5 against Cincinnati ... Through the Cincinnati game, Alvarez was third on the team in scoring, averaging 8.8 points per game, and was second in assists dropping 3.3 dimes per contest ... She was also shooting 33.6 percent (44-for-131) from the field in her 15 games played ... Alvarez was recognized three times this season by the American Athletic Conference as AAC Rookie of the Week (Nov. 18) and as a two-time member of the weekly Honor Roll (Dec. 9 and Dec. 16).

■ Alvarez scored in double figures in three of the last six games she played in, and in seven of 15 games this season, including against VCU, on Nov. 15, when she poured in a career-high 20 points on 7-for-10 shooting (70.0 percent) from the field and 5-for-7 (71.4) percent from three-point range ... She also had 14 points against Florida Gulf Coast on Nov. 29 in game two of the Cancun Challenge to go along with a career-high six assists.

■ Alvarez had an impressive game high 18-point performance against Alabama State on Dec. 6 ... She was 6-for-11 from the field (54.5 percent) from the field with all of her attempts coming from behind the arc.

■ Alvarez was clutch against Idaho, on Dec. 15, in the Bulls' 67-64 come-from-behind win ... She scored a team-high 14 points on 4-of-9 shooting (44.4 percent) from the field, including 4-of-7 (57.1 percent) from behind the three-point arc, and 2-for-2 from the free-throw line ... Alvarez went 4-for-4 from the field in the fourth quarter, for 12 points, including two back-to-back threes that cut the Vandals' lead from five to two points with 2:01 left in the game, and then another trey, on the next possession, to put the Bulls up for good, with just over a minute left ... In addition to her 14 points, Alvarez also recorded four points and four assists in the win.

#### ELISA PINZAN NOTES

■ Elisa Pinzan comes into the Temple game averaging 9.4 points per game ... The sophomore guard is also leading the team in assists per game, handing out 4.8 per outing, despite sitting out four games due to an ankle injury suffered against Alabama State on Dec. 6 ... She did dress against Cincinnati on Jan. 5, however did not play ... Pinzan dished out a career-high tying eight assists against VCU on Nov. 15.

■ Pinzan is the American Athletic Conference leader - and is 58th in the nation - in assists per game (4.8), and sixth in total assists with 81, through Feb. 6.

■ Since returning from her ankle injury at Tulsa on Jan. 12, Pinzan is averaging 11.3 points per game and 5.6 assists per outing in the seven games ... Prior to her injury - in 10 games - Pinzan was averaging 8.0 points and 4.2 assists per contest.

■ Pinzan returned to the court on Jan. 12, at Tulsa, where she played 32 minutes, scored eight points and dished out seven assists against the Golden Hurricane ... She followed that up with a seven assist performance at Temple on Jan. 16.

■ Pinzan has dished out seven assists in four of the last eight games played, dating back to the Dec. 6 game against Alabama State, the game she injured her ankle, and six or more in five of the last eight games.

#### Elisa Pinzan's career games with five-plus assists

8	VCU (Nov. 15, 2019)
8	Tulane (March 8, 2019)
8	Bethune Cookman (Nov. 15, 2018)
7	Wichita State (Jan. 22, 2020)
7	Temple (Jan. 16, 2020)
7	Tulsa (Jan. 12, 2020)
7	Alabama State (Dec. 6, 2019)
7	Wichita State (Feb. 23, 2019)
7	Tulsa (Feb. 16, 2019)
7	Oklahoma (Nov. 18, 2018)
6	Tulane (Jan. 25, 2020)
6	Baylor (Nov. 19, 2019)
6	Memphis (Jan. 23, 2019)
6	Virginia (Dec. 21, 2018)
5	UCF (Jan. 19, 2020)
5	Texas (Nov. 8, 2019)
5	Jacksonville (Nov. 5, 2019)
5	UConn (March 3, 2019)
5	UCLA (Nov. 24, 2018)

■ Pinzan poured in a career-high tying 23 points against UCF on Jan. 19 ... She shot 53.3 percent (8-for-15) from the field and 58.3 percent (7-for-12) from behind the three-point arc ... She set career-highs with eight field goals and seven three-point shots made against the Knights ... Her 23 points is just her third 20-point outing of her career in the Green and Gold.

■ Pinzan recorded a, then, season high 14-point outing at No. 2/2 Baylor on Nov. 19, shooting 35.7 percent (5-for-14) from the field and 57.1 percent (4-for-7) from behind the three-point arc ... That came one game after she posted a 13-point outing against VCU on Nov. 15, shooting 41.7 percent (5-for-12) from the field and 40.0 percent (2-for-5) from behind the three-point arc.

#### TAMARA HENSHAW NOTES

■ Tamara Henshaw, the Bulls' lone senior, continues to be a consistent presence for the Bulls ... Henshaw is averaging 5.8 points per game and is second on the team in rebounding, grabbing 7.2 boards per contest, good enough for 10th in The American through Feb. 6 ... She has grabbed double-digit rebounds in seven of the last 13 games through USF's game against Cincinnati on Feb. 2, including 11 boards in back-to-back games against Houston and the Bearcats.

■ Henshaw has scored in double figures three times this season, with 10 points against Saint Francis (Pa.) (Nov. 24) and against Florida Gulf Coast (Nov. 29) in Cancun, and 15 points against Brown (Dec. 30) ... She has netted double-digits in 28 of her 123 career games with the Bulls.

■ Henshaw grabbed a career high tying 15 rebounds against Alabama State on Dec. 6 ... She has grabbed double-digit rebounds 28 times in her collegiate career ... Most recently, she grabbed 11 rebounds against Cincinnati on Feb. 2.

#### Henshaw's career games with 11-plus rebounds

15	_____	vs. Alabama State (Dec. 6, 2019)
15	_____	vs. Tulane (March 8, 2019)
15	_____	at Houston (Feb. 27, 2019)
15	_____	at SMU (Jan. 26, 2019)
13	_____	at UNLV (Dec. 21, 2019)
13	_____	at Cincinnati (March 2, 2019)
13	_____	vs. Stetson (Dec. 30, 2016)
12	_____	vs. Idaho (Dec. 15, 2019)
12	_____	vs. Wichita State (Feb. 23, 2019)
12	_____	at East Carolina (Feb. 20, 2019)
12	_____	at Tulane (Feb. 6, 2019)
11	_____	vs. Houston (Jan. 29, 2019)
11	_____	vs. Memphis (Jan. 23, 2019)
11	_____	vs. Albany (Jan. 9, 2018)
11	_____	at Tulane (Jan. 4, 2017)

■ With her three rebounds on Jan. 5, against Cincinnati, Henshaw became the eighth player in program history to reach the 800 career rebound plateau, finishing the game with 803 for her career ... She currently has 845 career rebounds, following Cincinnati on Feb. 2, and is currently in seventh place on the school's all-time rebounding list ... Next up for Henshaw is Jessica Lawson (2007-10) in sixth place on the school's all-time list with 863.

#### USF career rebounding leaders

1.	Alisia Jenkins (2012-16)	1,284
2.	Wanda Guyton (1985-87-89)	1,077
3.	Courtney Williams (2012-16)	931
4.	Mary Klinewski (1982-85)	909
5.	Maria Jespersen (2014-18)	891
6.	Jessica Lawson (2007-10)	863
7.	<b>Tamara Henshaw (2016-present)</b>	<b>834</b>
8.	Nalini Miller (2003-07)	823
9.	Keira Rozier (1992-95)	770
10.	Jessica Dickson (2003-07)	746

■ Against Houston, on Jan. 29, Henshaw surpassed Laura Ferreira (2014-19) for 10th all-time in program history in career games played ... Following the Cincinnati game, on Feb. 2, she is currently just one game shy of equaling Jessica Lawson (2007-10) for ninth place.

#### USF all-time career games played

1.	Shalethia Stringfield (2011-12, 13-16)	139
2.	Courtney Williams (2012-16)	138
3.	Maria Jespersen (2014-18)	134
4.	Shantia Grace (2005-09)	132
5.	Alisia Jenkins (2012-16)	131
6.	Akila McDonald (2010-14)	130

7.	Tiffany Conner (2009-13)	125
	Jessica Dickson (2003-07)	125
9.	Jessica Lawson (2007-10)*	124
10.	<b>Tamara Henshaw (2016-present)</b>	<b>123</b>
11.	Laura Ferreira (2014-19)	121
12.	Rachael Sheats (2003-07)	120
	Porche Grant (2006-09, 10-11)	120
14.	Nalini Miller (2003-07)	115
	Jasmine Wynne (2008-12)	115
16.	Alana Tanksley (2001-05)	113

\* Includes games played in 2004-05 with California

## WHERE USF RANKS AS A TEAM IN THE NCAA (THROUGH FEB. 6)

## NCAA Statistics

## South Fla. - 2019-20 Women's Basketball Ranking Summary thru games 02/06/2020

Statistic	National Conference		Value National Leader		Value	Conference Leader
	Rank	Rank				
Assist Turnover Ratio (348 ranked)	189	4	0.79	Oregon	1.87	Cincinnati
Assists (348 ranked)	117	5	301	Baylor	484	UConn
Assists Per Game (348 ranked)	134	5	13.7	Baylor	23.0	UConn
Blocked Shots (348 ranked)	57	4	93	South Carolina	192	Tulane
Blocked Shots Per Game (348 ranked)	60	3	4.2	South Carolina	8.3	UConn
Defensive Rebounds per Game (30 ranked)				Oregon St.	32.6	UConn
Fewest Fouls (345 ranked)	232	7	385	Penn	216	UConn
Fewest Turnovers (348 ranked)	266	6	382	Penn Princeton	192	Cincinnati
Field-Goal Percentage (348 ranked)	213	7	39.1	Baylor	51.0	UConn
Field-Goal Percentage Defense (348 ranked)	29	2	35.9	Baylor	30.5	UConn
Free Throw Attempts (348 ranked)	209	7	351	Western Ill.	573	Wichita St.
Free Throws Made (348 ranked)	224	8	237	Troy	389	Wichita St.
Free-Throw Percentage (348 ranked)	206	6	67.5	William & Mary	80.1	UCF
Offensive Rebounds per Game (30 ranked)	15	2	15.5	Troy	23.1	SMU
Personal Fouls Per Game (348 ranked)	211	8	17.5	UConn	11.0	UConn
Rebound Margin (348 ranked)	7	1	10.4	Baylor	15.5	South Fla.
Rebounds (348 ranked)	18	1	937	Troy	1,158	South Fla.
Rebounds Per Game (348 ranked)	21	2	42.59	Troy	55.14	UConn
Scoring Defense (348 ranked)	39	2	57.2	Princeton	49.3	UConn
Scoring Margin (348 ranked)	79	2	7.5	Baylor	35.0	UConn
Scoring Offense (348 ranked)	189	5	64.7	Oregon	86.2	UConn
Steals (348 ranked)	231	11	149	Alcorn	309	East Carolina
Steals Per Game (348 ranked)	250	11	6.8	Alcorn	14.7	East Carolina
Three Pt FG Defense (348 ranked)	254	8	32.6	Old Dominion	23.2	UConn
Three-Point Field Goals Attempted (150 ranked)	46	1	508	FGCU	839	South Fla.
Three-Point Field Goals Made (348 ranked)	52	2	166	FGCU	280	UConn
Three-Point Field Goals Per Game (348 ranked)	58	2	7.5	FGCU	11.7	UConn
Three-Point Field-Goal Percentage (348 ranked)	108	3	32.7	Baylor	41.8	UConn
Turnover Margin (348 ranked)	281	11	-2.50	FGCU	10.79	East Carolina
Turnovers Forced (348 ranked)	251	11	14.86	Alcorn	28.14	East Carolina
Turnovers Per Game (348 ranked)	244	6	17.4	FGCU	10.5	Cincinnati
Won-Lost Percentage (347 ranked)	118	4	59.1	Gonzaga	95.8	UConn



## WHERE USF RANKS INDIVIDUALLY IN THE NCAA (THROUGH FEB. 6)

Statistic	Player	National Rank	Conference Rank	Value	National Leader	Value	Conference Leader	Value
Assist Turnover Ratio (250 ranked)	Elisa Pinzan	124	5	1.62	Kelly Campbell, DePaul	6.05	Asonah Alexander, Temple	2.89
Assists (150 ranked)	Elisa Pinzan	150	6	81	Sabrina Ionescu, Oregon	190	Asonah Alexander, Temple	101
Assists Per Game (247 ranked)	Elisa Pinzan	58	1	4.8	Sabrina Ionescu, Oregon	8.6	Elisa Pinzan, South Fla.	4.8
Blocked Shots (144 ranked)					Sara Hamson, BYU	94	Olivia Nelson-Ododa, UConn	72
Blocked Shots Per Game (250 ranked)	Bethy Mununga	188	5	1.11	Sara Hamson, BYU	4.48	Olivia Nelson-Ododa, UConn	3.43
Defensive Rebounds per Game (30 ranked)					Natalie Kucowski, Lafayette	9.7	Megan Walker, UConn	7.3
Double Doubles (36 ranked)					Unique Thompson, Auburn	19	Mia Davis, Temple	14
Field Goal Attempts (148 ranked)					Vivian Gray, Oklahoma St.	414	Megan Walker, UConn	332
Field Goals Made (146 ranked)					Chelsey Perry, UT Martin	191	Ilmar'l Thomas, Cincinnati	162
Field-Goal Percentage (250 ranked)					Monika Czinano, Iowa	68.1	Ilmar'l Thomas, Cincinnati	59.1
Final Points (199 ranked)					Stella Johnson, Rider	500	Ilmar'l Thomas, Cincinnati	413
Free Throw Attempts (146 ranked)					Keni Jo Lippe, Oral Roberts	171	Arsula Clark, Tulane	130
Free Throws Made (145 ranked)					Ashley Joens, Iowa St.	138	Mia Davis, Temple	97
Free-Throw Percentage (250 ranked)					Jaylyn Agnew, Creighton	93.0	Kay Kay Wright, UCF	84.7
Minutes Played (150 ranked)					Dor Saar, Maine	921:10	Julia Blackshell-Fair, Houston	841:06
Minutes Played Per Game (150 ranked)					Rose Caverly, Vermont	39.40	Sam Rodgers, Cincinnati	36.58
Offensive Rebounds per Game (30 ranked)	Bethy Mununga	26	2	3.9	Unique Thompson, Auburn	5.3	Mia Davis, Temple	4.3
Points Per Game (250 ranked)					Stella Johnson, Rider	25.0	Ilmar'l Thomas, Cincinnati	19.7
Rebounds (149 ranked)	Bethy Mununga	93	6	182	Ila Lane, UC Santa Barbara	271	Mia Davis, Temple	226
Rebounds Per Game (250 ranked)	Bethy Mununga Tamara Henshaw	41 217	2 10	9.6 7.2	Natalie Kucowski, Lafayette	13.3	Mia Davis, Temple	10.8
Steals (133 ranked)					Stephanie Karcz, Loyola Maryland	122	Lashonda Monk, East Carolina	79
Steals Per Game (250 ranked)					Stephanie Karcz, Loyola Maryland	5.81	Lashonda Monk, East Carolina	3.76
Three-Point Field Goals Attempted (149 ranked)					Taylor Robertson, Oklahoma	243	Marissa Mackins, Temple	179
Three-Point Field Goals Made (143 ranked)					Taylor Robertson, Oklahoma	108	Marissa Mackins, Temple	65
Three-Point Field Goals Per Game (249 ranked)					Taylor Robertson, Oklahoma	4.91	Marissa Mackins, Temple	2.95
Three-Point Field-Goal Percentage (179 ranked)					Abi Scheid, Northwestern	50.5	Crystal Dangerfield, UConn	44.0
Triple Doubles (3 ranked)					Sabrina Ionescu, Oregon	5		

USF TV/RADIO PHOTO ROSTER

0




**Enna  
PEHADZIC**  
W | 5-9 | R-Jr.  
Horsens, Denmark

1



**Maria  
ALVAREZ**  
G | 5-7 | Fr.  
Bal Harbour, Fla.

2



**Mihaela  
LAZIC**  
PG | 5-6 | Fr.  
Slavonski Brod, Croatia

3



**Sydni  
HARVEY**  
G | 5-10 | So.  
Nashville, Tenn.

4



**Elisa  
PINZAN**  
PG | 5-8 | So.  
Murano, Italy

5



**Elena  
TSINEKE**  
G | 5-8 | Fr.  
Thessaloniki, Greece

12



**Cristina  
BERMEJO**  
W | 6-1 | Fr.  
Sant Just Desvern, Spain

20




**Bethy  
MUNUNGA**  
F | 6-0 | Jr.  
Zellik, Belgium

21




**Shae  
LEVERETT**  
C | 6-2 | R-Jr.  
Rincon, Ga.

22




**Kristyna  
BRABENCOVA**  
W | 6-0 | Fr.  
Brno, Czech Republic

23



**Tamara  
HENSHAW**  
F | 6-1 | Sr.  
Palm Coast, Fla.

31



**Beatriz  
JORDAO**  
C | 6-3 | So.  
Pombal, Portugal

34



**Silvia  
SERRAT**  
F | 6-1 | R-So.  
Banyoles, Spain

HEAD COACH



**Jose  
FERNANDEZ**  
20th Season

## USF ALL-TIME IN OVERTIME

■ **Overtime Games: 26-13**  
 ■ **20-8 under Jose Fernandez**

Year	Opponent	W/L	Score
2/21/75	vs. Rollins	W	64-62 (OT)
2/18/78	at Florida State	L	76-84 (OT)
12/3/81	at Youngstown State	W	63-61 (OT)
12/17/83	Florida A&M	W	66-64 (OT)
1/22/84	Alabama State	W	102-96 (3OT)
2/15/84	Florida Southern	L	61-64 (OT)
1/30/93	Virginia Tech	L	83-85 (OT)
2/15/93	at Mercer	L	72-73 (OT)
1/8/94	Charlotte	W	77-69 (OT)
12/4/98	Chattanooga	W	77-76 (OT)
12/16/98	Minnesota	L	64-68 (OT)

12/18/00	Western Kentucky	L	81-84 (OT)
1/28/01	Memphis	L	71-81 (OT)
11/30/02	Bethune-Cookman	W	66-59 (OT)
2/2/04	#18 TCU	W	89-84 (2OT)
2/6/04	at Cincinnati	W	66-64 (OT)
12/1/04	at #8 Connecticut	L	65-75 (OT)
12/7/05	#11 DePaul	W	79-77 (OT)
1/28/06	at #21 Notre Dame	W	68-64 (OT)
12/29/06	at Saint Joseph's	W	80-76 (OT)
1/13/07	Notre Dame	W	87-78 (OT)
11/28/08	vs. Iowa	W	82-79 (OT)
3/8/08	vs Syracuse	W	68-67 (OT)
1/10/09	St. John's	W	81-71 (OT)
3/21/09	FGCU	W	88-81 (OT)
11/13/09	Florida A&M	L	73-68 (OT)

11/28/09	Loyola Marymount	W	77-71 (OT)
12/18/10	UNLV	W	59-54 (OT)
11/12/11	vs. Arkansas	L	65-61 (OT)
11/23/11	vs. Central Michigan	W	86-80 (OT)
1/17/12	DePaul	W	66-63 (OT)
2/27/12	Providence	W	64-56 (OT)
11/13/12	at Clemson	W	75-73 (OT)
1/8/13	Notre Dame	L	75-71 (OT)
3/25/13	vs. California	L	82-79 (OT)
12/21/14	at Penn State	W	90-87 (OT)
1/20/16	at Memphis	L	88-87(OT)
12/20/17	vs Dayton	W	93-87(OT)
2/18/18	at UCF	W	77-68(OT)

## USF VS. RANKED OPPONENTS

■ **Overall vs. Ranked Opponents: 16-84**  
 ■ **14-84 under Jose Fernandez**

Date	Opponent	Rank	Score
1/31/94	Southern Miss	24	W, 80-74
2/23/97	Tulane	24	W, 80-71
12/28/02	Connecticut	2	L, 56-72
1/19/03	at DePaul	24	L, 57-63
1/4/04	at Georgia	12	L, 65-92
1/18/04	DePaul	17	L, 74-84
1/31/04	Houston	24	L, 57-62
2/2/04	TCU	18	W, 89-84 (2OT)
11/14/04	at Duke	6	L, 50-82
12/1/04	at Connecticut	8	L, 65-75 (OT)
1/30/05	at DePaul	17	L, 66-74
12/2/05	at North Carolina	7	L, 47-71
12/7/05	DePaul	11	W, 79-77 (OT)
12/10/05	Michigan State	13	L, 66-81
12/30/05	at LSU	3	L, 44-87
1/11/06	Rutgers	10	L, 65-66
1/24/06	at Connecticut	5	L, 47-77
1/28/06	at Notre Dame	21	W, 68-64 (OT)
2/5/06	at St. John's	25	L, 71-78
12/3/06	at Michigan State	20/18	L, 71-79
12/12/06	vs. Vanderbilt	12/12	L, 68-76
1/3/07	LSU	6/6	L, 48-60
1/16/07	Louisville	15/15	W, 74-58
1/20/07	at Pittsburgh	25/RV	L, 48-73
2/20/07	Connecticut	3/3	L, 67-81
2/24/07	at Marquette	19/19	L, 63-75
3/4/07	vs. Connecticut	3/3	L, 54-74
11/15/07	vs. Duke	10/9	L, 52-89
1/5/08	West Virginia	17/16	L, 73-79
1/30/08	at Connecticut	1/1	L, 48-71
2/5/08	DePaul	25/25	W, 78-73
2/16/08	Rutgers	5/4	L, 50-71
2/27/08	at Notre Dame	14/14	L, 49-92

Date	Opponent	Rank	Score
3/9/08	vs. West Virginia	14/18	L, 42-64
11/27/08	vs. California	3/4	L, 55-85
1/06/09	Connecticut	1/1	L, 37-83
1/14/09	Louisville	7/11	L, 60-76
2/17/09	Notre Dame	24/24	L, 79-86
3/08/09	vs. Connecticut	1/1	L, 42-79
1/4/10	at Connecticut	1/1	L, 42-84
1/9/10	Georgetown	RV/25	L, 52-66
1/12/10	at Notre Dame	3/3	L, 64-81
1/16/10	Syracuse	25/25	W, 73-64
2/20/10	West Virginia	9/8	L, 45-54
12/2/10	Connecticut	1/1	L, 54-80
1/11/11	at DePaul	14/21	L, 61-77
1/22/11	at West Virginia	9/9	L, 52-78
2/5/11	Notre Dame	8/8	L, 68-76
2/8/11	at Georgetown	16/16	L, 38-67
2/16/11	St. John's	RV/22	L, 60-80
2/28/11	Georgetown	17/19	W, 60-55
1/7/12	Georgetown	16/16	L, 56-66
1/17/12	DePaul	14/21	W, 66-63 (OT)
1/27/12	at Connecticut	1/1	L, 62-77
2/1/12	West Virginia	9/9	L, 52-55
2/8/12	at St. John's	RV/22	L, 57-67
2/25/12	at Notre Dame	8/8	L, 68-80
3/3/12	vs. DePaul	14/21	L, 62-76
12/16/12	Nebraska	24/24	L, 52-62
1/8/13	Notre Dame	8/8	L, 71-75 (OT)
1/30/13	Louisville	12/12	L, 75-78
2/20/13	at Louisville	11/12	W, 73-62
2/23/13	Syracuse	18/21	W, 68-66
3/2/13	Connecticut	1/1	L, 51-85
3/10/13	vs. Notre Dame	2/2	L, 66-75
3/25/13	vs. California	6/6	L, 78-82 (OT)
11/8/13	Maryland	6/8	L, 70-78
12/14/13	vs. Oklahoma State	14/18	L, 56-75
1/12/14	Louisville	5/5	L, 54-62

Date	Opponent	Rank	Score
1/26/14	at Connecticut	1/1	L, 53-81
2/2/14	at Louisville	5/5	L, 59-79
2/16/14	Connecticut	1/1	L, 38-63
3/9/14	vs. Louisville	3/4	L, 56-60
11/19/14	at Maryland	8/9	L, 67-85
11/29/14	vs. Kentucky	9/10	L, 57-61
1/18/15	at Connecticut	2/2	L, 50-92
3/2/15	Connecticut	1/1	L, 65-88
3/9/15	vs. Connecticut	1/1	L, 70-84
3/23/15	Louisville	8/8	L, 52-60
11/19/15	at Baylor	5/4	L, 63-65
12/30/15	vs. Mississippi State	8/8	L, 58-68
1/10/16	UConn	1/1	L, 59-75
2/15/16	at Louisville	11/12	L, 50-67
2/29/16	at UConn	1/1	L, 59-79
3/7/16	vs. UConn	1/1	L, 51-77
3/19/16	vs. Colorado State	22/22	W, 48-45
3/21/16	at UCLA	10/12	L, 67-72
1/10/17	at UConn	1/1	L, 37-102
1/22/17	Louisville	9/8	L, 52-66
2/19/17	Temple	RV/25	L, 71-77
2/27/17	UConn	1/1	L, 68-96
3/5/17	Temple	25/21	W, 63-58
3/6/17	UConn	1/1	L, 44-100
2/11/18	Ohio State	13/13	W, 84-65
1/13/19	at UConn	3/2	L, 46-63
3/4/19	vs. UConn	2/2	L, 47-57
3/10/19	vs. UConn	2/2	L, 45-81
11/8/19	Texas	15/15	W, 64-57
11/19/19	at Baylor	2/2	L, 46-58
12/19/19	vs. Mississippi State	15/15	L, 61-86



## USF CAREER HIGHS

**0 - ENNA PEHADZIC**

Points	35 at ECU (2/20/19)
Rebounds	13 at Temple (1/5/19)
Field Goals Made	9 vs. Tulane (3/8/19)
Field Goals Attempted	26 at ECU (2/20/19)
Three-Point Field Goals Made	6, 2X, last vs. Jacksonville (11/5/19)
Three-Point Field Goals Attempted	15 at ECU (2/20/19)
Free Throws Made	13 at ECU (2/20/19)
Free Throws Attempted	14 at ECU (2/20/19)
Assists	3 vs. Tulane (1/19/19)
Steals	3, 2X, last vs. Memphis (1/23/19)
Blocks	2, 2X, last vs. Wichita State (2/23/19)
Minutes	40, 5X, last at ECU (2/20/19)

**1 - MARIA ALVAREZ**

Points	20 vs. VCU (11/15/19)
Rebounds	6, 2X, last at UNLV (12/21/19)
Field Goals Made	7 vs. VCU (11/15/19)
Field Goals Attempted	14 vs. Notre Dame (11/30/19)
Three-Point Field Goals Made	6 vs. Alabama State (12/6/19)
Three-Point Field Goals Attempted	13 vs. Notre Dame (11/30/19)
Free Throws Made	3 vs. Brown (12/30/19)
Free Throws Attempted	4, 2X, last vs. Brown (12/30/19)
Assists	6, 2X, last vs. Mississippi State (12/21/19)
Steals	2, 4X, last vs. Brown (12/30/19)
Blocks	0
Minutes	37 vs. Idaho (12/15/19)

**2 - MIHAELA LAZIC**

Points	0
Rebounds	2 vs. Jacksonville (11/5/19)
Field Goals Made	0
Field Goals Attempted	1 vs. Jacksonville (11/5/19)
Three-Point Field Goals Made	0
Three-Point Field Goals Attempted	1 vs. Jacksonville (11/5/19)
Free Throws Made	0
Free Throws Attempted	0
Assists	0
Steals	0
Blocks	0
Minutes	8 vs. Jacksonville (11/5/19)

**3 - SYDNI HARVEY**

Points	25 vs. Tulane (1/19/19)
Rebounds	7 vs. Memphis (1/23/19)
Field Goals Made	9 vs. Tulane (1/19/19)
Field Goals Attempted	18 at SMU (1/26/19)
Three-Point Field Goals Made	6 at Tulsa (1/12/19)
Three-Point Field Goals Attempted	7, 5x, last at Tulsa (1/12/19)
Free Throws Made	8, 3X, last at Temple (1/16/20)
Free Throws Attempted	11 at Temple (1/16/20)
Assists	6 vs. Vermont (12/17/18)
Steals	2, 9X, last at Wichita State (1/22/20)
Blocks	1, 2X, last at Cincinnati (2/2/20)
Minutes	40 vs. Creighton (12/20/18)

**4 - ELISA PINZAN**

Points	23, 2X, last vs. UCF (1/19/20)
Rebounds	7, 2X last vs. Jacksonville (11/5/19)
Field Goals Made	8 vs. UCF (1/19/20)
Field Goals Attempted	15 vs. UCF (1/19/20)
Three-Point Field Goals Made	7 vs. UCF (1/19/20)
Three-Point Field Goals Attempted	12 vs. UCF (1/19/20)
Free Throws Made	8 vs. Houston (3/9/19)
Free Throws Attempted	8, 6X, last vs. Texas (11/8/19)
Assists	8, 3X, last vs. VCU (11/15/19)
Steals	5, 2X, last at Wichita State (1/22/20)
Blocks	1, 2X, last at Cincinnati (2/2/20)
Minutes	40, 8X, last at Cincinnati (2/2/20)

**5 - ELENA TSINEKE**

Points	20, 2X, last vs. Houston (1/29/20)
Rebounds	5 at Temple (1/16/20)
Field Goals Made	9 vs. Houston (1/29/20)
Field Goals Attempted	19 vs. Houston (1/29/20)
Three-Point Field Goals Made	4, 2X, last at Temple (1/16/20)
Three-Point Field Goals Attempted	12 vs. Notre Dame (11/30/19)
Free Throws Made	7 vs. Florida Gulf Coast (11/29/19)
Free Throws Attempted	8 vs. Florida Gulf Coast (11/29/19)
Assists	4, 2X, vs. Houston (1/29/20)
Steals	4 vs. Tulane (1/25/20)
Blocks	1, 3X, last vs. Houston (1/29/20)
Minutes	37 at Cincinnati (2/2/20)

**12 - CRISTINA BERMEJO**

Points	10 vs. Idaho (12/15/19)
Rebounds	5 vs. Idaho (12/15/19)
Field Goals Made	4 vs. Idaho (12/15/19)
Field Goals Attempted	9 vs. Idaho (12/15/19)
Three-Point Field Goals Made	2 vs. Idaho (12/15/19)
Three-Point Field Goals Attempted	5 vs. Idaho (12/15/19)
Free Throws Made	2 at Cincinnati (2/2/20)
Free Throws Attempted	2, 2X, last at Cincinnati (2/2/20)
Assists	2 vs. Idaho (12/15/19)
Steals	2 vs. Saint Francis (Pa.) (11/24/19)
Blocks	2, 2X, last vs. Alabama State (12/6/19)
Minutes	18 vs. Idaho (12/15/19)

**20 - BETHY MUNUNGA**

Points	16, 3X, last vs. Cincinnati (1/5/20)
Rebounds	15 at Wichita State (1/22/20)
Field Goals Made	7 vs. Cincinnati (1/5/20)
Field Goals Attempted	14 vs. Brown (12/30/19)
Three-Point Field Goals Made	1 at Baylor (11/19/19)
Three-Point Field Goals Attempted	2 vs. Brown (12/30/19)
Free Throws Made	6 vs. Brown (12/30/19)
Free Throws Attempted	7 vs. Baylor (11/30/19)
Assists	3 vs. Florida Gulf Coast (11/29/19)
Steals	3, 4X, last vs. Houston (1/29/20)
Blocks	4 at Wichita State (1/22/20)
Minutes	39 at Baylor (11/19/19)

## USF CAREER HIGHS

**21 - SHAE LEVERETT**

Points	20 vs. Wichita State (2/23/19)
Rebounds	18 vs. Wichita State (2/23/19)
Field Goals Made	6, 3X, last vs. James Madison (2/23/19)
Field Goals Attempted	10 vs. Wichita State (2/23/19)
Three-Point Field Goals Made	0
Three-Point Field Goals Attempted	1 at Houston (2/27/19)
Free Throws Made	10 vs. Wichita State (2/23/19)
Free Throws Attempted	12 at SMU (1/26/19)
Assists	3 at ECU (2/20/19)
Steals	3 vs. UConn (3/4/19)
Blocks	7 vs. Memphis (1/23/19)
Minutes	40, 2X, last at SMU (1/26/19)

**22 - KRISTYNA BRABENCOVA**

Points	17 at Tulsa (1/12/19)
Rebounds	11 vs. Idaho (12/15/19)
Field Goals Made	7 vs. Brown (12/30/19)
Field Goals Attempted	16, 2X, last vs. Cincinnati (1/5/20)
Three-Point Field Goals Made	4 vs. Alabama State (12/6/19)
Three-Point Field Goals Attempted	9 vs. Alabama State (12/6/19)
Free Throws Made	5 vs. Howard (11/12/19)
Free Throws Attempted	6 vs. Howard (11/12/19)
Assists	7 vs. Cincinnati (1/5/20)
Steals	3, 2X, last at Tulsa (1/12/19)
Blocks	3, 2X, last vs. Brown (12/30/19)
Minutes	37, 2X, last vs. UCF (1/19/20)

**23 - TAMARA HENSHAW**

Points	16 vs. Memphis (1/23/19)
Rebounds	15, 4X, last vs. Alabama State (12/6/19)
Field Goals Made	8 vs. Memphis (1/23/19)
Field Goals Attempted	12 vs. Temple (3/5/17)
Three-Point Field Goals Made	0
Three-Point Field Goals Attempted	1, 5X, last at Cincinnati (2/2/20)
Free Throws Made	6 vs. Idaho (12/15/19)
Free Throws Attempted	8 vs. Idaho (12/15/19)
Assists	5 vs. UCF (1/8/19)
Steals	4, 2X, last vs. Oklahoma (11/18/18)
Blocks	4 Tulane (2/12/17)
Minutes	40 vs. Santa Clara (12/20/16)

**31 - BEATRIZ JORDAO**

Points	18 vs. North Carolina (11/23/18)
Rebounds	10 vs. Ohio St. (11/6/18)
Field Goals Made	8, 3X, last vs. New Hampshire (11/30/18)
Field Goals Attempted	11 vs. New Hampshire (11/30/18)
Three-Point Field Goals Made	0
Three-Point Field Goals Attempted	0
Free Throws Made	4 vs. Kentucky (11/22/18)
Free Throws Attempted	8 vs. Kentucky (11/22/18)
Assists	2, 5X last vs. UCF (1/19/20)
Steals	1, 7X, last vs. UCF (1/19/20)
Blocks	4, 3X, last vs. George Washington (12/9/18)
Minutes	29 vs. North Carolina (11/23/18)

**34 - SILVIA SERRAT**

Points	0
Rebounds	0
Field Goals Made	0
Field Goals Attempted	0
Three-Point Field Goals Made	0
Three-Point Field Goals Attempted	0
Free Throws Made	0
Free Throws Attempted	0
Assists	0
Steals	0
Blocks	0
Minutes	0

## NOV. 5, 2018 | JACKSONVILLE | TAMPA, FLA.



Official Basketball Box Score - Final  
**Jacksonville at South Fla.**  
 11/05/19 Yuengling Center, Tampa  
 2019-20 Women's Basketball

Game Time: 10:30 PM  
 Game Duration: 1:55  
 Attendance: 4,495

Officials: Rod Creech, Angel Kent, Chastity Taylor

Jacksonville - 39

Record: 0-1

NO. Name	Min	FG	3P	FT	Rebounds	Fouls	TP	AS	TO	ST	Blocks	+/-
		M-A	M-A	M-A	OR DR TOT	PF FD					BS BA	
21 Jada Perry	F 24:03	2-10	0-3	1-2	0 1 1	5 1	5	2	3	2	1 1	-30
20 Shalonda Neely	C 19:54	0-6	0-0	0-2	0 6 6	4 2	0	0	0	1	1 0	-28
3 DaNasia Shaw	G 06:48	0-0	0-0	0-0	0 0 0	0 0	0	0	1	0	0 0	-10
22 Alexis Burns	G 11:36	0-4	0-1	0-0	0 1 1	1 0	0	0	1	0	0 3	-19
23 Shakyla Nevitt	G 33:02	5-15	2-6	0-0	0 1 1	1 1	12	0	1	2	0 0	-25
0 Kiara Meeks	25:20	2-10	0-3	2-4	1 3 4	1 4	6	2	0	2	0 0	-7
1 Destiny Marshall	13:43	3-9	1-2	2-2	4 4 5	0 2	5	0	1	2	0 1	-8
5 Shekinah Rachel	12:42	0-1	0-0	0-0	0 3 3	5 1	0	1	1	1	0 0	-4
13 Mariah Batz	18:36	0-2	0-2	0-0	0 3 3	0 0	0	2	0	2	0 0	-9
4 Alexis Pierce	05:00	0-0	0-0	0-0	0 0 0	0 0	0	0	0	0	0 0	-5
12 Tamia Stallings	09:25	1-1	0-0	0-0	1 0 1	1 0	2	1	1	0	0 0	-1
2 Erin Wilson	07:13	2-3	1-1	0-0	0 0 0	1 0	5	0	0	0	0 0	-6
10 Kassidy Ingram	05:37	0-0	0-0	0-0	0 1 1	0 0	0	0	2	0	0 0	-4
15 Johné Stewart	01:41	0-0	0-0	0-0	0 0 0	0 0	0	0	0	0	0 0	-1
Team					4 1 5		0		1			
Totals		15-61	4-18	5-10	7 24 31	19 11	39	8	12	12	2 7	-31

Technical Fouls: NONE

South Fla. - 70

Record: 1-0

NO. Name	Min	FG	3P	FT	Rebounds	Fouls	TP	AS	TO	ST	Blocks	+/-
		M-A	M-A	M-A	OR DR TOT	PF FD					BS BA	
20 Bethy Mununga	F 23:19	5-8	0-0	1-2	5 7 12	2 4	11	2	3	1	1 0	30
22 Kristyna Brabencova	F 21:36	1-7	0-2	0-2	3 2 5	1 1	2	0	2	0	2 0	19
23 Tamara Henshaw	F 15:13	1-6	0-1	0-0	1 7 8	1 1	2	1	0	2	0 1	3
0 Enna Pehadzic	G 21:11	6-12	6-9	2-5	1 0 1	2 5	20	0	2	0	0 1	6
4 Elisa Pinzan	G 28:30	4-10	1-4	0-0	1 6 7	0 0	9	5	0	1	0 0	29
1 Maria Alvarez	27:54	4-9	3-8	0-1	2 2 4	1 1	11	5	5	2	0 0	27
14 Luize Septe	18:41	1-2	0-0	3-4	2 1 3	0 2	5	1	2	0	0 0	1
21 Shae Leverett	16:14	0-2	0-0	0-2	3 3 6	0 3	0	1	0	0	0 1	-4
2 Mhaela Lazic	08:28	0-1	0-1	0-0	0 2 2	1 0	0	0	0	0	0 0	0
12 Cristina Bermejo	12:21	1-3	0-1	0-0	0 4 4	2 0	2	1	1	1	0 0	12
31 Beatriz Jordao	08:33	3-4	0-0	2-2	2 0 2	0 4	2	8	0	0	0 0	14
Team					1 9 10		0		3			
Totals		26-64	10-26	8-18	21 42 63	11 19	70	16	18	6	7 2	31

Technical Fouls: NONE

	JVL	USF
Biggest lead	0 (1 <sup>st</sup> 10:00)	31 (4 <sup>th</sup> 1:41)
Best Scoring Run	5 (2 <sup>nd</sup> 3:03)	8 (3 <sup>rd</sup> 7:36)
Lead Changes	0	
Times Tied	0	
Time with Lead	00:00	38:43

Points from Turnovers	JVL	USF
Paint	16	28
Second Chance	6	15
Fast Breaks	4	6
Bench	22	26

Period by Period Scoring	1st	2nd	3rd	4th	TOT
JVL	5	17	13	4	39
USF	16	17	21	16	70

Dead Ball Rebounds: 3, 0

FT: 8-18 44.4%



Official Basketball Box Score - Final  
**Texas at South Fla.**  
 11/09/19 Yuengling Center, Tampa  
 2019-20 Women's Basketball

Game Time: 12:00 AM  
 Game Duration: 2:11  
 Attendance: 2,289

Officials: Joseph Vaszy, Tom Danaher, Karen Presto

Texas - 57

Record: 0-1

NO. Name	Min	FG	3P	FT	Rebounds	Fouls	TP	AS	TO	ST	Blocks	+/-
		M-A	M-A	M-A	OR DR TOT	PF FD					BS BA	
24 Joyner Holmes	F 31:18	6-12	0-1	3-5	3 7 10	2 6	15	4	4	1	0 0	2
35 Charli Collier	C 35:24	5-10	0-0	1-1	3 8 11	1 5	11	2	5	0	1 1	-4
10 Lashann Higgs	G 33:34	7-16	1-3	2-3	2 2 4	4 3	17	1	1	1	0 1	-9
11 Joanne Allen-Taylor	G 21:29	0-3	0-1	0-2	0 0 0	2 1	0	0	1	1	0 0	-8
12 Jada Underwood	G 28:19	0-3	0-1	0-0	0 1 1	4 1	0	2	1	1	1 1	-4
0 Celeste Taylor	16:10	1-5	0-0	0-0	0 0 0	5 0	2	1	4	2	1 0	-6
22 Shae Routt	03:45	0-0	0-0	1-0	1 0 0	0 0	0	0	0	0	0 0	-5
1 Sug Sutton	23:34	5-10	0-1	2-4	0 2 2	3 4	12	3	0	1	0 0	-2
4 Isabel Palmer	05:02	0-0	0-0	0-0	0 2 2	0 0	0	0	1	0	0 0	-1
Team					0 0 0		0		0			
Totals		24-59	1-9	8-15	9 22 31	21 20	57	13	17	7	3 5	-7

Technical Fouls: NONE

South Fla. - 64

Record: 2-0

NO. Name	Min	FG	3P	FT	Rebounds	Fouls	TP	AS	TO	ST	Blocks	+/-
		M-A	M-A	M-A	OR DR TOT	PF FD					BS BA	
20 Bethy Mununga	F 27:41	6-8	0-0	0-0	3 5 8	3 2	12	1	4	0	3 0	7
22 Kristyna Brabencova	F 18:10	1-7	0-2	2-2	0 2 2	1 2	4	3	2	1	0 0	2
31 Beatriz Jordao	C 16:00	1-2	0-0	0-0	1 1 2	4 0	2	0	3	0	1 0	-5
0 Enna Pehadzic	G 29:51	5-13	3-10	3-4	0 3 3	3 5	16	1	0	2	0 1	3
4 Elisa Pinzan	G 40:00	1-7	0-2	7-8	0 3 3	2 6	9	5	4	0	0 1	7
1 Maria Alvarez	20:31	3-12	2-8	0-2	2 2 2	1 2	8	2	1	0	0 0	-6
14 Luize Septe	12:10	1-3	0-0	1-1	2 2 4	2 2	3	0	1	0	0 0	1
21 Shae Leverett	24:00	2-4	0-0	0-2	4 2 6	3 1	4	0	2	0	1 0	12
23 Tamara Henshaw	11:37	3-4	0-1	0-0	2 2 4	1 1	6	0	1	0	0 0	3
Team					0 0 0		0		0			
Totals		23-60	5-23	13-19	12 22 34	20 21	64	12	18	3	5 3	7

Technical Fouls: NONE

	TEX	USF
Biggest lead	3 (1 <sup>st</sup> 7:48)	8 (2 <sup>nd</sup> 9:28)
Best Scoring Run	8 (2 <sup>nd</sup> 6:11)	8 (1 <sup>st</sup> 2:22)
Lead Changes	5	
Times Tied	5	
Time with Lead	04:12	30:56

Points from Turnovers	TEX	USF
Paint	38	24
Second Chance	6	10
Fast Breaks	12	6
Bench	14	21

Period by Period Scoring	1st	2nd	3rd	4th	TOT
TEX	7	12	19	19	57
USF	13	11	18	22	64

Dead Ball Rebounds: 7, 5

## NOV. 12, 2019 | HOWARD | TAMPA, FLA.



Official Basketball Box Score - Final  
**Howard at South Fla.**  
 11/13/19 Yuengling Center, Tampa  
 2019-20 Women's Basketball

Game Time: 12:00 AM  
 Game Duration: 1:57  
 Attendance: 2,006

Officials: Jules Gallen, Stephanie Britt, Kristi Mosley

Howard - 53

Record: 1-2

NO. Name	Min	FG	3P	FT	Rebounds	Fouls	TP	AS	TO	ST	Blocks	+/-
		M-A	M-A	M-A	OR DR TOT	PF FD					BS BA	
20 Jayla Myles	F 18:30	0-3	0-0	2-2	2 4 6	4 2	2	0	2	0	2 0	-19
32 Krislyn Marsh	F 24:08	0-6	0-0	1-2	4 6 10	3 1	1	0	1	0	1 1	-19
4 Ayonna Williams	G 36:46	3-13	1-2	4-5	2 5 7	2 4	11	1	9	0	0 0	-28
5 Sarah Edmond	G 29:19	7-16	1-5	1-3	0 1 1	5 2	16	2	4	2	0 0	-15
23 Jayla Thornton	G 30:53	4-12	3-8	1-2	0 1 1	2 4	12	1	0	0	0 0	-29
22 Imani Bryant	22:19	1-2	0-0	3-4	2 1 3	1 2	5	0	1	0	2 0	-15
2 Iyanna Warren	04:40	0-1	0-0	0-0	0 0 0	0 0	0	0	0	0	0 0	-3
3 Asia McCants	14:37	2-3	0-1	0-0	2 0 2	3 2	4	0	2	0	0 0	-11
24 Brooklyn Fort-Davis	07:36	0-1	0-0	0-0	2 2 2	0 0	1	0	0	0	0 0	-8
22 Tariah Johnson	02:00	0-1	0-0	0-0	0 0 0	0 0	0	0	0	0	0 0	-3
12 Custyn Moore	01:45	0-0	0-0	2-2	0 0 0	0 1	2	0	1	1	0 0	2
10 Makayla Minetti	07:27	0-1	0-0	0-0	0 0 0	3 1	0	0	1	0	0 0	3
Team					3 3 6		0		0			
Totals		17-59	5-16	14-20	15 23 38	23 20	53	4	21	3	5 1	-29

Technical Fouls: NONE

South Fla. - 82

Record: 3-0

NO. Name	Min	FG	3P	FT	Rebounds	Fouls	TP	AS	TO	ST	Blocks	+/-
		M-A	M-A	M-A	OR DR TOT	PF FD					BS BA	
20 Bethy Mununga	F 20:53	6-9	0-0	2-5	7 4 11	4 3	14	0	2	2	0 0	21
23 Tamara Henshaw	F 11:11	2-5	0-0	4-6	1 2 3	3 4	8	0	1	1	1 0	0
0 Enna Pehadzic	G 22:05	5-12	4-8	2-2	0 2 2	2 2	16	0	1	0	0 2	23
4 Elisa Pinzan	G 30:03	2-9	1-3	0-0	1 3 4	1 1	5	4	3	2	0 0	19
14 Luize Septe	G 14:44	3-5	0-0	0-0	2 0 2	1 1	6	1	0	0	0 1	1
22 Kristyna Brabencova	29:42	3-9	0-1	5-6	1 4 5	2 3	11	3	1	2	0 0	28
31 Beatriz Jordao	14:34	2-8	0-0	3-4	2 4 6	2 5	7	2	1	0	0 2	23
1 Maria Alvarez	23:49	4-8	2-6	1-4	0 4 4	0 4	11	4	0	1	0 0	20
21 Shae Leverett	21:24	2-3	0-0	0-0	4 1 5	2 0	4	0	1	2	0 0	9
12 Cristina Bermejo	11:35	0-2	0-2	0-0	1 0 1	3 0	0	1	2	1	0 0	1
Team					3 6 9		0		1			
Totals		29-70	7-20	17-27	22 30 52	20 23	82	15	13	11	1 5	29

Technical Fouls: NONE

	Howard	USF	Points from		Howard	USF	Period by Period Scoring				
Biggest lead	4 (1 <sup>st</sup> 8:27)	31 (4 <sup>th</sup> 1:04)	Turnovers	5	13		1st	2nd	3rd	4th	TOT
Best Scoring Run	7 (3 <sup>rd</sup> 1:53)	12 (2 <sup>nd</sup> 5:19)	Paint	20	36	Howard	14	8	15	16	53
Lead Changes			Second Chance	12	18						
Times Tied		3	Fast Breaks	10	20	USF	20	23	21	18	82
Time with Lead	03:59	33:24	Bench	11	33						

# NOV. 19, 2019 | AT NO. 2/2 BAYLOR | WACO, TEXAS

## Official Basketball Box Score - Game Totals - Final Statistics

South Fla. vs Baylor  
11/19/19 6:00 pm at

South Fla. 46 - 4-10 AAC

#	Player		Total		3-PT		Rebounds		PF	TP	A	TO	Stk	Stl	Min					
			FG-FGA	FG-FGA	FT-FTA	Off	Def	Total												
20	Bethy Mununga	F	6-12	1-1	3-7	5	7	12	4	16	1	4	1	3	33					
31	Beatriz Jordao	C	0-3	0-0	0-0	0	1	1	1	0	0	1	1	0	11					
00	Enna Pehadzic	G	1-10	1-6	0-2	3	1	4	3	3	2	3	0	2	28					
01	Maria Alvarez	G	2-9	1-8	1-2	0	2	2	3	6	1	1	0	2	28					
04	Elisa Pinzan	G	5-14	4-7	0-0	0	1	1	1	14	6	3	0	2	39					
14	Luize Septe	G	0-0	0-0	1-2	0	1	1	1	1	2	1	0	0	7					
21	Shae Leverett	G	0-2	0-0	0-0	3	5	8	5	0	3	1	1	20						
22	Kristyna Brabencova	G	1-6	0-2	0-0	1	0	1	5	2	1	1	1	0	14					
23	Tamara Henshaw	G	2-3	0-0	0-0	2	3	5	5	4	0	2	0	1	14					
Team						0	0	0												
Totals			17-59	7-24	5-13	14	21	35	28	46	13	19	4	11	200					
1st FG %:			4.4%	28.6%	2nd FG %:	4.7%	23.0%	3rd FG %:	4.6%	48.5%	4th FG %:	3.1%	23.1%	Game FG %:	17-59	28.6%	Rebounds:	200		7.2
3rd FG %:			2.6%	33.3%	4th FG %:	2.3%	33.3%	5th FG %:	2.5%	48.5%	6th FG %:	2.5%	33.3%	7th FG %:	2.5%	33.3%	8th FG %:	7.2		7.2
FT %:			8.8%	8.8%	9th FG %:	1.2%	56.0%	10th FG %:	2.5%	48.5%	11th FG %:	2.5%	33.3%	12th FG %:	2.5%	33.3%	13th FG %:	7.2		7.2

Baylor 58 - 4-0-0 Big 12

#	Player		Total		3 Pts		Rebounds													
			FG-FGA	FG-FGA	FT-FTA	Off	Def	TP	TP	A	TO	BL	SL	Min						
01	Smith, Natyssa	F	3-7	0-0	6-7	1	4	5	4	12	0	3	0	0	31					
22	DeGrate, Erin	G	0-1	0-0	0-0	1	1	2	0	0	0	0	0	0	16					
00	Richards, Didi	G	1-3	0-0	6-9	1	4	5	3	8	7	1	2	3	40					
04	Cooper, Te'a	G	3-12	0-3	6-7	0	1	1	1	12	3	2	0	0	38					
24	Landrum, Juicy	G	2-5	1-3	5-8	0	8	8	0	10	2	4	1	3	40					
12	Ursin, Moon	G	0-2	0-0	0-0	1	1	2	0	0	0	2	0	0	7					
25	Egbo, Queen	G	7-15	0-0	2-8	6	4	10	5	16	1	6	1	1	28					
Team						0	0	0												
Totals			16-45	1-6	25-39	10	23	33	13	58	13	18	7	7	200					
1st FG %			5.1	45.5	2nd FG %	4.1	25.8	3rd FG %	4.8	48.5	4th FG %	3.1	23.1	Game FG %	16-45	35.6	Rebounds	200		10.8
3rd FG %			8.1	8.8	5th FG %	8.1	8.8	6th FG %	8.1	8.8	7th FG %	8.1	8.8	8th FG %	8.1	8.8	9th FG %	10.8		10.8
FT %			5.7	21.6	10th FG %	8.7	8.8	11th FG %	8.1	8.8	12th FG %	8.1	8.8	13th FG %	8.1	8.8	14th FG %	10.8		10.8

Officials: Brian Grant, Chaney Munch, Stephanie Barksdale

Technical Fouls: South Fla. None; Baylor None

Attendance: 785

2019-20 Women's Basketball, Round: II, Baylor vs South Fla., Played at Ford

Game by quarter	1st	2nd	3rd	4th	Total
South Fla.	10	11	16	9	46
Baylor	15	14	12	17	58

Last FG - USF 4th Q 3:30, BU 4th Q 1:07

Longest lead - USF None, BU by 13 4th Q 0:24

USF last for 0:00, BU last for 3:18, Game won last for 0:24

Score tied - 1 time

Lead changed - 8 times

# NOV. 24, 2019 | SAINT FRANCIS (PA.) | TAMPA, FLA.



Official Basketball Box Score - Final  
Saint Francis (PA) at South Fla.  
11/24/19 Yunging Center, Tampa  
2019-20 Women's Basketball

Game Time: 7:00 PM  
Game Duration: 1:44  
Attendance: 2,076

Officials: Norma Jones, Bob Enterline, Ashlee Good

Saint Francis (PA) - 23

NO.	Name	Pos	FG	3P	FT	Rebounds		Fouls	TP	AS	TO	ST	Blocks	Shooting by Percent					
						OR	DR							BS	BA				
12	Katie Dettwiler	F	30-13	0-1	0-0	0	4	1	1	0	0	0	1	33	1 <sup>st</sup>	FG% 49.44%			
15	Haley Thomas	F	16-48	1-6	0-3	2-3	1	0	4	2	4	0	2	21	3 <sup>rd</sup>	FT% 25.00%			
3	Karson Swogger	G	30-22	2-11	1-5	5-5	0	4	1	3	10	0	1	2	0	0	21	FT% 1.100%	
14	Lili Benzel	G	15-49	0-3	0-1	0-0	0	0	0	0	0	0	1	1	0	1	24	2 <sup>nd</sup>	FG% 0.000%
22	Jenna Mastellone	G	24-57	1-4	1-3	2-4	0	2	2	3	5	0	4	1	0	0	20	3 <sup>rd</sup>	FT% 0.000%
00	Phoe Allen	G	21-03	0-2	0-0	0-0	1	1	0	1	0	0	4	1	0	0	13	3 <sup>rd</sup>	FT% 0.000%
11	Jada Dappa	G	24-53	0-4	0-2	0-0	2	2	4	1	0	0	1	3	0	0	19	3 <sup>rd</sup>	FT% 0.000%
13	Sam Sabino	G	09-35	0-1	0-0	0-0	0	0	0	0	0	0	1	0	0	0	10	4 <sup>th</sup>	FT% 4.500%
2	Hale Murphy	G	09-00	1-5	1-3	0-0	1	1	2	1	0	3	0	5	0	0	9	4 <sup>th</sup>	FT% 1.000%
21	Kayley Kovac	G	08-06	0-0	0-0	0-0	1	0	1	2	0	0	0	0	0	0	5	3 <sup>rd</sup>	FT% 1.4250%
20	Caitlin Carroll	G	06-33	0-0	0-0	0-0	2	2	1	0	0	0	0	0	0	0	2	FT	3-6 50%
25	McKenzie Pollard	G	02-41	0-0	0-0	1-2	1	1	2	0	1	0	0	0	0	0	2	GM FG	5-37 13.5%
Team						4	2	6	0	0	5						3 <sup>rd</sup>	FT% 3-17 17.6%	
Totals			5-37	3-17	10-14	10	19	29	13	11	23	2	25	5	1	2	39	FT	10-14 71.4%
Technical Fouls: NONE																			
Dead Ball Rebounds: 4-0																			

Technical Fouls: NONE

South Fla. - 62

20	Bethy Mununga	F	20:51	4-6	0-0	0-0	1	5	6	1	1	8	1	3	0	0	0	26				
23	Tamara Henshaw	F	14:35	5-6	0-0	0-0	2	1	3	1	0	10	3	0	0	1	1	19				
0	Enna Pehadzic	G	17:26	2-6	2-4	0-0	0	1	1	1	1	6	0	0	0	0	0	29	2nd	FG%: 8.13	61.5%	
1	Maria Alvarez	G	25:08	0-4	0-3	0-0	1	1	2	2	1	0	2	1	1	0	0	12	3rd	FG%: 0.2	0.0%	
4	Elisa Pinzan	G	20:41	2-3	0-1	0-0	0	1	1	0	1	4	2	2	0	0	0	32	FT%: 0.2	0.0%		
5	Elena Tsineke	G	20:32	4-8	1-2	4-5	1	0	1	1	3	13	0	2	1	0	0	10	3rd	FG%: 8.14	57.1%	
14	Luize Septe	G	21:59	2-6	0-0	0-0	2	3	5	2	2	4	2	1	2	0	0	19	3rd	2-3	66.7%	
21	Shae Leverett	G	25:46	5-8	0-0	2-4	7	6	13	2	3	12	0	1	2	0	0	20	FT%: 2-4	50.0%		
22	Kristyna Brabencova	G	18:48	2-9	1-5	0-2	0	1	1	0	1	5	1	2	0	1	0	15	4th	FG%: 3-13	23.1%	
12	Cristina Bermejo	G	14:14	0-3	0-1	0-0	1	0	1	1	0	0	1	1	2	0	0	13	3rd	0-3	0.0%	
Team							2	3	5			0	1						FT%: 4-5	80.0%		
Totals			26:59	4-16	6-11	17	22	39	11	13	62	12	14	8	2	1	39		GM FG%: 26-59	44.1%		
			Technical Fouls: NONE																3rd	FT%: 4-16	25.0%	
																			FT%: 6-11	54.5%		
Dead Ball Rebounds: 2-0																						

Technical Fouls: NONE

Biggest lead	0 (1st 10:00)	40 (4th 5:49)	Points from Turnovers	9 23	Period by Period Scoring			
					1st	2nd	3rd	4th
Best Scoring Run	6 (1st 1:14)	17 (3rd 7:30)	Paint	2 38	11	2	4	6
Lead Changes	0	Second Chance	2 16	USF	16	20	10	62
Times Tied	0	Fast Breaks	2 5					
Time with Lead	00:00	Bench	4 34					

Dead Ball Rebounds: 2.0

# NOV. 28, 2019 | VS. SOUTH DAKOTA STATE | CANCUN, MEXICO



Official Basketball Box Score - Final  
South Dakota St. at South Fla.  
11/28/19 Hard Rock Hotel, Cancun  
2019-20 Women's Basketball

Game Time: 4:00 PM  
Game Duration: 1:41  
Attendance: 235

Officials: Brian Grant, Chaney Munch, Stephanie Barksdale

South Dakota St. - 61

NO. Name	Min	
----------	-----	--



# NOV. 30, 2019 | VS. NOTRE DAME | CANCUN, MEXICO



Official Basketball Box Score - Final  
South Fla. at Notre Dame  
11/30/19 HRIH Riviera Maya, Cancun  
2019-20 Women's Basketball

Game Time: 4:00 PM  
Game Duration: 1:41  
Attendance: 174

Officials:

South Fla. - 51

Record: 5-4

NO. Name	Min	FG	3P	FT	Reb	Fouls	TP	AS	TO	ST	Blocks	+/-	
20 Bethy Mununga	F 29:36	2-4	0-0	0-0	4 6 10	2 2	4	1	4	1	2	0	-4
22 Kristyna Brabencova	F 12:49	0-4	0-2	0-0	1 0 1	3 1	0	1	1	0	0	0	0
23 Tamara Henshaw	F 08:28	0-2	0-0	0-0	2 3 5	1 0	0	1	2	0	0	0	-1
1 Maria Alvarez	G 26:08	3-14	2-13	0-0	2 1 3	1 1	8	2	2	1	0	0	-13
5 Elena Tsineke	G 31:53	4-14	4-12	0-0	1 3 4	2 0	12	0	2	0	0	1	-10
4 Elisa Pinzan	22:22	2-11	0-7	0-0	0 0 0	1 1	4	3	3	0	1	0	-16
21 Shae Leverett	27:27	4-6	0-0	3-4	7 2 9	2 4	11	2	1	0	1	1	-10
0 Enna Pehadzic	21:07	2-9	2-7	0-0	3 2 5	3 2	6	2	0	0	0	0	-12
14 Luize Septe	17:08	3-6	0-0	0-0	2 1 3	4 2	6	0	1	1	1	1	-15
31 Beatriz Jordao	03:02	0-2	0-0	0-0	0 0 0	1 0	0	2	1	0	0	0	1
Team					1 5 6		0		1				
Totals		20-72	8-41	3-5	23 23 46	20 13	51	14	18	3	5	3	-16

Technical Fouls:NONE

Shooting By Period	1st	2nd	3rd	4th	FT	GM FG
1st FG%	3-17	17.6%				
3PT%	1-11	9.1%				
FT%	2-2	100%				
2nd FG%	6-17	35.3%				
3PT%	3-9	33.3%				
FT%	0-0	0%				
3rd FG%	5-19	26.3%				
3PT%	2-10	20.0%				
FT%	1-3	33.3%				
4th FG%	6-19	31.6%				
3PT%	2-11	18.2%				
FT%	0-0	0%				
GM FG%	20-72	27.8%				
3PT%	8-41	19.5%				
FT%	3-5	60.0%				

Dead Ball Rebounds: 1

Notre Dame - 67

Record: 5-4

NO. Name	Min	FG M-A	3P M-A	FT M-A	Reb OR DR	Tot Fouls	TP	AS	TO	ST	Blocks BS BA	+/-	
22 Danielle Cosgrove	F 21:55	1-2	1-1	2-4	1 2 3	2 2	5	3	2	0	0	0	11
33 Sam Brunelle	F 33:02	4-13	2-5	0-0	1 3 4	3 0	10	1	1	0	0	1	9
10 Kaitlyn Gilbert	G 34:45	5-9	1-1	0-2	1 7 8	0 2	11	1	5	0	1	0	13
24 Kristyna Brabencova	G 34:21	3-4	0-0	0-0	1 5 6	5 6	5	3	1	1	0	16	
24 Destinee Walker	G 36:47	6-16	1-7	4-7	1 3 4	1 4	17	1	1	1	0	14	
21 Anya Peoples	32:36	6-7	1-1	5-9	1 8 9	2 6	18	2	3	1	0	19	
2 Kaitlin Cole	06:34	0-1	0-0	0-0	1 1 2	0 0	0	0	0	0	0	1	-2
Team					1 1 2		0		3				
Totals		25-52	6-15	11-22	8 30 38	13 20	67	13	15	5	3	5	16

Technical Fouls:NONE

Shooting By Period	1st	2nd	3rd	4th	FT	GM FG
1st FG%	5-10	50.0%				
3PT%	2-4	50.0%				
FT%	1-2	50%				
2nd FG%	5-15	33.3%				
3PT%	1-5	20.0%				
FT%	1-2	50%				
3rd FG%	9-14	64.3%				
3PT%	3-5	60.0%				
FT%	3-4	75%				
4th FG%	6-13	46.2%				
3PT%	0-1	0.0%				
FT%	6-12	50%				
GM FG%	25-52	48.1%				
3PT%	6-15	40.0%				
FT%	11-22	50.0%				

Dead Ball Rebounds: 6

	USF	UND
Biggest lead	3 (1st 7:36)	19 (4th 6:25)
Best Scoring Run	8 (2nd 0:18)	11 (1st 1:30)
Lead Changes	2	
Times Tied	2	
Time with Lead	03:59	33:53

Points from	USF	UND
Turnovers	20	23
Paint	24	34
Second Chance	17	5
Fast Breaks	6	17
Bench	27	18

Period by Period Scoring	1st	2nd	3rd	4th	TOT
USF	9	15	13	14	51
UND	13	12	24	18	67

# DEC. 6, 2019 | ALABAMA STATE | TAMPA, FLA.



Official Basketball Box Score - Final  
Alabama St. at South Fla.  
12/06/19 Youngling Center, Tampa  
2019-20 Women's Basketball

Game Time: 10:30 PM  
Game Duration: 1:54

Officials: Eric Brewton, Tiana Curre, Angela Lewis

Alabama St. - 29

Record: 3-4

NO. Name	Min	FG	3P	FT	Rebounds	Fouls	TP	AS	TO	ST	Blocks	+/-
30 Aniyah Smith	F 28:35	2-9	0-2	1-2	5 3 8	0 1	5	1	1	1	0	-28
35 Zomoria Clark	F 22:32	1-11	0-0	1-4	5 3 4	4 2	1	0	0	0	0	-29
0 Anya Emmanuel	G 35:22	1-14	1-6	1-2	0 3 3	3 6	4	2	1	2	0	-51
3 Jayla Crawford	G 24:52	1-6	1-3	2-2	1 0 1	1 1	5	1	2	3	0	-30
24 Hannah White	G 31:20	2-7	0-2	2-4	1 0 1	2 5	6	1	2	1	0	-40
5 Aiyah Nelson	07:35	0-1	0-0	0-1	0 0 1	0 0	0	0	1	0	0	-11
1 Tyshae Rudolph	24:09	2-5	1-2	0-0	2 3 5	0 2	5	0	1	1	0	-35
2 Armani Smith	16:45	1-3	0-0	0-0	0 0 0	0 0	2	0	2	1	0	-23
23 Doreesia Randle	06:22	0-3	0-0	0-0	0 1 1	1 2	0	0	1	0	0	-5
12 Kayauna Howard	02:28	0-0	0-0	0-0	0 0 0	0 0	0	0	0	0	0	-3
Team					5 3 8		0		3			
Totals		10-59	3-15	6-12	16 17 33	10 21	29	6	14	9	0	-51

Technical Fouls:NONE

Shooting By Period	1st	2nd	3rd	4th	FT	GM FG
1st FG%	3-12	25.0%				
3PT%	1-5	20.0%				
FT%	1-2	50%				
2nd FG%	5-17	29.4%				
3PT%	1-4	25.0%				
FT%	3-4	75%				
3rd FG%	2-15	13.3%				
3PT%	1-4	25.0%				
FT%	1-4	25%				
4th FG%	0-15	0.0%				
3PT%	0-2	0.0%				
FT%	1-2	50%				
GM FG%	10-59	16.9%				
3PT%	3-15	20.0%				
FT%	6-12	50.0%				

Dead Ball Rebounds: 4

South Fla. - 80

Record: 6-4

No.	Name		Min	FG	3P	FT	Rebounds	Fouls	TP	AS	TO	ST	Blocks	+/-
				DR	OR	DR	TOT	PF					BS	
20	Bethy Mununga	F	01:35	1-1	0-0	0-0	0 0 0	0 0	2	0	0	0	1	0
21	Shae Leverett	F	20:08	2-2	0-0	0-0	3 4 7	2 1	4	1	0	0	2	19
4	Elisa Pinzan	G	27:33	3-7	3-5	0-0	1 1 2	1 0	9	7	2	0	0	33
5	Elena Tsineke	G	20:21	6-11	3-7	0-0	1 0 1	3 1	15	1	2	0	1	14
14	Luize Septe	G	14:37	1-3	0-0	1-5	0 1 1	3 3	3	2	2	1	1	0
23	Tamara Henshaw		25:28	1-4	0-0	0-0	4 11 15	1 2	2	2	2	1	1	0
0	Enna Pehadzic		17:12	2-6	1-4	0-0	2 2 4	1 1	5	2	1	1	0	0
1	Maria Alvarez		23:55	6-11	6-11	0-0	1 2 3	0 0	18	3	0	0	0	0
31	Beatriz Jordao		18:35	3-5	0-0	0-0	2 7 9	2 0	6	1	4	1	3	0
22	Kristyna Brabencova		20:10	6-11	4-9	0-0	1 3 4	4 1	16	3	2	1	0	0
12	Cristina Bermejo		10:26	0-3	0-1	0-0	2 2 4	1 0	0	0	0	2	0	1
Team							2 3 5		0					
Totals				31-64	17-37	1-5	18 35 53	21 10	80	23	15	5	11	0

Technical Fouls:NONE

Shooting By Period	1st	2nd	3rd	4th	FT	GM FG
1st FG%	7-19	36.8%				
3PT%	2-8	25.0%				
FT%	0-2	0%				
2nd FG%	7-11	63.6%				
3PT%	6-9	66.7%				
FT%	0-0	0%				
3rd FG%	9-17	52.9%				
3PT%	5-10	50.0%				
FT%	1-3	33.3%				
4th FG%	8-17	47.1%				
3PT%	4-10	40.0%				
FT%	0-0	0%				
GM FG%	31-64	48.4%				
3PT%	17-37	45.9%				
FT%	1-5	20.0%				

Dead Ball Rebounds: 2

	ASU	USF
Biggest lead	0 (1st 10:00)	51 (4th 1:35)
Best Scoring Run	5 (2nd 5:53)	19 (3rd 2:15)
Lead Changes	0	
Times Tied	0	
Time with Lead	00:00	39:56

Points from	ASU	USF
Turnovers	6	14
Paint	14	20
Second Chance	3	13
Fast Breaks	3	4
Bench	7	47

Period by Period Scoring	1st	2nd	3rd	4th	TOT
ASU	8	14	6	1	29
USF	16	20	24	20	80

# DEC. 15, 2019 | IDAHO | TAMPA, FLA.



Official Basketball Box Score - Final  
Idaho at South Fla.  
12/15/19 Youngling Center, Tampa  
2019-20 Women's Basketball

Game Time: 1:00 PM  
Game Duration: 1:55

Officials: Bruce Morris, Tom Danaher, Rebecca Taylor

Idaho - 64

Record: 4-4

NO.	Name	Min	FG	3P	FT	Rebounds	Fouls	TP	AS	TO	ST	Blocks	Ba	+/-
5	Beyonce Bea	F 39:55	5-12	2-6	0-0	0 3 3	1 0	12	1	4	0	0	0	-1
42	Natalie Klinker	F 09:29	1-3	0-0	0-0	1 2 3	5 2	2	1	0	0	0	1	12
23	Gina Marxen	G 39:22	3-11	3-9	0-0	0 5 5	3 1	9	8	1	1	0	0	-3
32	Chayse Mine	G 10:49	0-2	0-1	0-0	0 3 3	1 0	0	1	0	0	0	0	7
3	Lizzy Klinker	G 21:30	6-7	2-2	1-1	2 1 3	3 3	15	0	1	0	1	0	-2
4	Hailey Christopher	26:21	1-2	1-2	2-2	2 0 2	2 1	5	0	1	1	1	0	-4
11	Isabelle Hadden	24:16	4-9	0-1	2-2	0 1 1	2 2	10	4	0	0	1	0	-12
20	Allison Kirby	24:23	0-1	0-0	0-0	0 0 0	0	0	0	0	0	0	0	5
3	Nina Carlson	05:56	0-0	0-0	0-0	0 0 0	2 0	0	2	0	0	0	0	-1
25	Caitylin Jones	14:36	4-11	3-9	0-0	0 1 1	1 1	11	0	0	1	0	0	-2
22	Janie King	03:21	0-3	0-3	0-0	0 0 0	0 0	0	0	0	0	0	0	-4
Team						3 6 9	0	0	0	0	0	0	0	0
Total		24:51	14-22	5-5	8-8	30-30	10-10	64	47	3	2	3	2	3

DEC. 21, 2019 | AT UNLV | LAS VEGAS, NEV.



Official Basketball Box Score - Final  
South Fla. at UNLV  
12/21/19 Cox Pavilion, Las Vegas  
2019-20 Women's Basketball

Game Time: 8:00 PM  
Game Duration: 1:49

Officials: Pualani Spurlock, Bryan Enterline, Bianca Burns

South Fla. - 51		Record: 7-6															Shooting By Period			
NO.	Name	Min	FG M-A	3P M-A	FT M-A	Rebounds OR DR	Fouls PF FT	TP	AS	TO	ST	Blocks BS BA	BA	+/-						
22	Kristyna Brabencova	F 36:40	4-13	1-8	0-0	2	2	4	4	1	9	2	3	0	0	0	-3	1 <sup>st</sup> FG% 6-14 42.9%		
23	Tamara Henshaw	F 31:29	4-10	0-0	0-2	4	9	13	4	2	8	1	1	1	1	0	-10	3 <sup>rd</sup> FT% 6-6 100%		
31	Beatriz Jordao	C 14:31	1-3	0-0	0-0	0	2	2	0	0	2	1	1	0	0	0	-1	2 <sup>nd</sup> FG% 3-10 30.0%		
1	Maria Alvarez	G 34:47	1-6	1-5	0-0	1	5	6	0	2	3	4	5	1	0	0	-2	3 <sup>rd</sup> FT% 2-6 33.3%		
3	Sydny Harvey	G 18:05	2-6	1-3	0-0	0	0	0	0	0	2	0	5	2	1	0	-17	FT% 1-2 50%		
5	Elena Tsineke	13:59	2-7	1-4	2-2	0	0	0	2	1	7	1	1	0	0	0	2	3 <sup>rd</sup> FG% 6-15 40.0%		
21	Shae Leverett	25:29	2-2	0-0	5-7	5	2	7	1	5	9	0	1	0	1	0	-9	4 <sup>th</sup> FT% 1-5 20.0%		
0	Enna Pehadzic	16:29	2-5	1-4	2-2	0	3	3	1	7	0	4	1	0	0	0	-10	FT% 2-4 50%		
12	Cristina Bermejo	08:31	0-3	0-2	1-2	1	1	2	1	1	0	1	0	1	0	0	0	4 <sup>th</sup> FG% 3-16 18.8%		
Team						3	2	5	0	1								3 <sup>rd</sup> FT% 0-9 0.0%		
Totals			18-55	5-26	10-15	16	26	42	17	13	51	9	20	4	3	0	-10	GM FG% 18-55 32.7%		
															Technical Fouls: NONE					
															3 <sup>rd</sup> FT% 5-26 19.2%					
															4 <sup>th</sup> FT% 10-15 66.7%					

UNLV - 61		Record: 4-8													Shooting By Period					
NO.	Name	Min	FG		3P	FT	Rebounds		Fouls		TP	AS	TO	ST	Blocks		+/-			
			M/A	M/A			OR	DR	TOT	PF					FD	BS		BA		
24	Rodjanee Wade	C 23:41	1-6	0-0	2-2	0	3	3	2	4	1	3	1	0	1	8	1st FG%	6-12	50.0%	
43	Haley Rydalch	C 27:12	2-7	2-4	0-0	0	3	3	0	0	6	1	0	1	0	0	5	3PT%	2-3	66.7%
0	Latecia Smith	G 36:03	6-13	1-3	9-10	2	3	5	2	8	22	2	1	6	0	1	5	FT%	2-2	100%
3	Melanie Isbell	G 31:12	3-5	1-2	3-4	0	6	6	2	3	10	2	3	0	0	0	19	2nd FG%	6-14	42.9%
14	Bailey Thomas	G 25:40	2-7	2-4	2-2	0	1	1	2	1	8	2	0	1	0	1	2	3PT%	3-6	50.0%
2	Kamrayia Elzy	03:07	0-0	0-0	0-0	0	0	0	0	0	0	0	1	0	0	0	-8	FT%	0-0	0%
23	Isis Beh	21:15	3-6	0-0	0-0	1	2	4	0	6	0	1	0	0	0	0	12	3rd FG%	4-12	33.3%
25	Krista Jackman	07:52	0-1	0-0	0-0	0	0	0	0	1	0	0	0	0	0	0	-5	FT%	6-6	100%
11	Justice Ethridge	23:58	2-3	1-1	0-0	0	1	1	0	2	5	0	2	4	0	0	12	3rd FG%	3-10	30.0%
Team						1	6	7	0	1								3PT%	1-2	50.0%
Totals			19-48	7-14	16-18	4	24	28	13	17	61	8	12	13	0	3	10	Technical Fouls: NONE		

	USF	UNLV	Points from		USF	UNLV	Period by Period Scoring				
Biggest lead	11 (1 <sup>st</sup> 4:59)	13 (4 <sup>th</sup> 0:27)	Turnovers	8	21		1st	2nd	3rd	4th	TOT
Best Scoring Run	8 (1 <sup>st</sup> 4:59)	14 (2 <sup>nd</sup> 5:54)	Paint	18	16	USF	20	9	15	7	51
Lead Changes	5		Second Chance	24	7						
Times Tied	6		Fast Breaks	11	8	UNLV	16	15	15	15	61
Time with Lead	13:06	22:12	Bench	24	11						



Official Basketball Box Score - Final  
Brown at South Fla.  
12/30/19 Yungling Center, Tampa  
2019-20 Women's Basketball

Game Time: 10:30 PM  
Game Duration: 1:54  
Attendance: 2,062

Officials: Luis Gonzalez, Maggie Tamen, Brandon Enterline

Brown - 60			Record: 6-7																			
NO.	Name	Min	FG M-A	3P M-A	FT M-A	Rebounds OR DR	Fouls PF FF	TP	AS	TO	ST	Blocks BS BA	+/-	Shooting By Period								
20	Ashley Ducharme	F 22:56	0-1	0-0	2-2	3	3	6	1	1	2	2	1	0	1	0	-12	1 <sup>st</sup> FG%	7-16	43.8%		
42	Haley Green	C 28:51	1-1	0-0	2-2	1	3	4	2	2	4	1	2	0	0	0	-2	3 <sup>rd</sup>	FT%	4-8	50.0%	
3	Dominique Leonidas	G 29:42	2-7	1-2	2-2	0	2	2	3	2	7	6	3	2	0	1	-10	2 <sup>nd</sup> FG%	5-14	35.7%		
4	Justine Gaziano	G 35:28	8-20	6-12	4-6	0	3	3	2	6	26	0	1	1	1	0	-12	3 <sup>rd</sup>	FT%	4-7	57.1%	
12	McKenna Dale	G 26:58	5-15	4-8	2-2	1	2	3	2	1	16	1	0	0	0	0	3	3 <sup>rd</sup>	FT%	1-2	50%	
00	Aislinn Kelley	14:27	0-2	0-0	0-0	0	4	4	2	0	0	0	1	0	0	1	-6	3 <sup>rd</sup>	FG%	4-13	30.8%	
3	Maddie Mullin	21:18	1-7	1-5	0-0	1	2	3	1	1	3	1	1	0	0	0	-12	3 <sup>rd</sup>	FT%	2-6	33.3%	
1	Lexi Love	11:35	0-1	0-0	0-0	2	2	0	0	0	0	1	2	0	0	0	0	4 <sup>th</sup>	FG%	2-14	14.3%	
10	Fiona Finn	06:14	1-2	0-0	0-0	0	1	1	0	0	2	1	0	0	0	0	2	4 <sup>th</sup>	FT%	2-6	33.3%	
21	Sydney Rosant	02:31	0-1	0-0	0-0	0	0	0	0	0	0	0	1	0	0	0	-1	3 <sup>rd</sup>	FT%	7-9	87.5%	
Team						3	2	5	0	0	1							3 <sup>rd</sup>	FT%	18-57	31.6%	
Totals			18-57	12-27	12-14	9	24	33	13	13	60	13	12	3	2	6	-10	Technical Fouls: NONE				
																		GM FG%	29-67	43.3%		
																		3 <sup>rd</sup>	FT%	12-14	85.7%	
																		FT%	12-14	85.7%		

South Fla. - 70			Record: 8-6																			
NO.	Name	Min	FG	3P	FT	Rebounds	Fouls	TP	AS	TO	ST	Blocks	BS	BA	BA	BA	BA	Shooting By Period				
			M	A	M	O	R	D										1 <sup>st</sup>	FG%			
20	Bethy Mununga	F 37:06	5-14	0-2	6-6	7	7	14	1	4	16	2	1	1	3	0	11	3 <sup>PT</sup>	2-7			
22	Kristyna Brabencova	F 35:00	7-12	2-6	0-0	1	7	8	4	2	16	2	0	1	3	1	14	FT%	1-2			
23	Tamara Henshaw	F 28:40	6-11	0-0	3-4	5	5	10	3	2	15	1	2	1	0	0	13	3 <sup>PT</sup>	4-14			
1	Maria Alvarez	G 24:57	0-6	0-6	3-4	0	1	1	0	3	3	2	0	2	0	0	7	2 <sup>nd</sup>	FG%			
3	Sydny Harvey	G 14:22	0-2	0-1	0-0	0	1	1	1	0	0	2	0	0	0	0	-13	3 <sup>rd</sup>	FT%			
0	Enna Pehadzic	13:49	1-3	1-3	0-0	0	2	2	0	0	3	2	0	0	0	1	3	FT%	0-0			
5	Elena Tsineke	27:17	6-13	3-7	2-3	0	1	1	4	2	17	1	2	1	0	0	0	3 <sup>rd</sup>	FG%			
31	Beatriz Jordao	04:53	0-1	0-0	0-0	1	1	2	0	0	0	0	0	0	0	0	-6	3 <sup>rd</sup>	FT%			
21	Shae Leverett	09:21	0-0	0-0	0-0	0	0	0	0	0	0	0	0	0	0	0	0	FT%	8-9			
12	Cristina Bermejo	04:35	0-1	0-1	0-0	0	1	1	0	0	0	0	3	0	0	0	2	4 <sup>th</sup>	FG%			
Team						1	4	5	0	3								3 <sup>rd</sup>	FT%			
Totals			25-63	6-26	14-17	15	30	45	13	13	70	12	11	6	6	2	10	GM FG%				
																		3 <sup>PT</sup>	6-26			
																		FT%	14-17			
Technical Fouls: NONE																						

	Brown	USF	Points from		Brown	USF	Period by Period Scoring							
Biggest lead	8 (1 <sup>st</sup> 5:13)	11 (4 <sup>th</sup> 7:37)	Turnovers	6	17	Paint	6	28	Brown	18	15	14	13	60
Best Scoring Run	9(2 <sup>nd</sup> 1:33)	9(4 <sup>th</sup> 7:37)	Second Chance	11	17	Fast Breaks	2	15		USF	19	9	23	19
Lead Changes	5		Bench	5	20									
Times Tied	4													
Time with Lead	12:51	24:13												

JAN. 5, 2020 | CINCINNATI | TAMPA, FLA.



Official Basketball Box Score - Final  
Cincinnati at South Fla.  
01/05/20 Yungling Center, Tampa  
2019-20 Women's Basketball

Game Time: 7:00 PM  
Game Duration: 2:02  
Attendance: 2,204

Officials: Bryan Brunette, Isaac Johnson, Angel Kent

Cincinnati - 68		Record: 10-5 (0-1)																			
NO.	Name	Min	FG M-A	3P M-A	FT M-A	Rebounds OR DR	Fouls PF FO	TP	AS	TO	ST	Blocks BS BA	+/-	Shooting By Period							
4	Angel Rizer	F 37:54	5-9	0-0	2-3	1 4	5 2	3 12	1 2	0 2	1 10		1st	FG	6-16	37.5%					
23	Ilmaril Thomas	F 35:47	10-14	0-0	3-5	2 5	7 3	4 23	0 6	0 1	1 10		3PT	1-1	100.0%						
11	Sam Rodgers	G 39:22	3-12	3-6	1-2	1 2	3 4	10 3	4 1	0 0	0 -9		1st	FT	2-50						
12	Antoinette Miller	G 32:59	7-12	0-0	5-6	2 2	4 3	15 19	6 3	1 0	0 -3		2nd	FG	7-13	53.8%					
14	Addaya Moore	G 15:25	1-5	0-0	0-0	1 2	3 4	2 0	1 0	0 0	0 3		3PT	1-1	100.0%						
													FT	5-6	83.3%						
35	Chelissa Watson	11:10	1-3	0-0	0-0	0 1	1 1	1 2	0 0	0 0	0 1-5		3rd	FG	6-11	54.5%					
10	Jaden Scott	12:19	0-0	0-0	0-0	0 1	1 2	0 0	0 0	0 0	0 -3		3PT	1-1	100.0%						
3	Jade Scott	04:40	0-1	0-0	0-0	0 0	0 0	0 0	0 0	0 0	0 0		FT	1-1	100.0%						
2	Aleah Nelson	07:32	0-0	0-0	0-0	0 0	0 1	0 1	0 0	0 0	0 -3		4th	FG	8-16	50.0%					
50	Nesma Khalifa	02:52	0-0	0-0	0-0	0 0	0 0	0 0	1 0	0 0	0 0		3PT	0-3	0.0%						
													FT	4-7	57.1%						
Team						1 2	3	0					GM	FG	27-56	48.2%					
Totals			27-56	3-6	11-16	8 19	27 21	68 13	16 2	3 3	-8		3PT	3-6	50.0%						
Technical Fouls: NONE														FT	11-16	68.8%					

**JAN. 16, 2020 | AT TEMPLE | PHILADELPHIA, PA.**



**Official Basketball Box Score - Final**  
**South Fla. at Temple**  
 01/17/92 McClellan Hall, Philadelphia  
 10:00 PM Eastern Standard Time

Game Time: 12:00 AM  
Game Duration: 1:30  
Afternoon 1, 1979

**© 2007 Pearson Education, Inc.**

Match File - 09		Records: 19-7 (2-5)																
NO.	Name	Min	FG	3P	FT	Rebounds	Fouls	TP	AS	TO	ST	Blocks	+/-	Shooting By Period				
			M-A	M-A	M-A	OR	DR	FF	PP	FO	BS	BA		1 <sup>st</sup>	2 <sup>nd</sup>	3 <sup>rd</sup>		
20	Bethy Mununga	28:15	1-6	0-0	4-4	2	7	9	4	3	6	1	4	2	1	0	4	
22	Kristyna Brabenцова	28:22	1-8	0-5	1-2	1	3	4	3	2	3	3	1	0	0	0	-8	
23	Tamara Henshaw	F 25:24	4-9	0-0	0	2	4	6	2	2	6	1	0	0	0	0	-9	
3	Suziel Harvey	G 27:11	5-10	1-2	8-11	1	4	1	6	18	1	1	1	0	0	1	-11	
5	Elena Tsinkas	G 31:48	7-15	4-7	2-2	1	4	5	1	4	20	2	2	1	0	2	9	
4	Elisa Pinzan	29:35	0-3	0-2	2-2	1	4	5	1	1	2	7	2	1	0	0	4	
21	Shae Leverett	10:26	1-5	0-0	0-0	1	1	2	0	0	2	0	0	0	0	1	-9	
31	Bessie Jordao	15:50	3-4	0-0	0-0	2	2	4	2	1	6	0	1	0	2	0	3	
0	Enna Pehadzic	03:09	0-0	0-0	0-0	0	0	0	0	1	0	0	0	0	0	0	-3	
Team						3	4	7			0	0						
Totals			22:59	5-16	17-21	14	29	43	17	17	66	13	5	3	4	3	-3	
Technical Fouls: NONE																		
GM FG% 22-59 37.3%																		

Dead Ball Fabeunder: 2, 0

League - 00		Record: 11-5-0																
NO.	Name	Min	FG M-A	3P M-A	FT M-A	Rebounds OR DR TOT	Fouls FF FO	TP P	AS	TO	ST	Blocks BS BA	+/-	1st Shooting By Period				
20	Alexa Williamson	F 13:44	1-3	0-0	0-0	0	0	3	0	2	0	1	2	0	-2	3PT% 2-6 33.3%		
25	Mia Davis	F 38:41	9-14	3-3	4-5	3	3	5	25	3	4	0	1	1	2	FT% 2-4 50%		
1	Lena Niang	G 39:01	3-10	3-9	0-0	1	2	3	2	0	9	1	0	1	3	2nd FG% 6-12 50%		
2	Aeonah Alexander	G 25:49	2-2	2-2	1-2	0	1	1	1	7	2	1	0	0	8	3PT% 1-4 25.0%		
5	Marissa Mackins	G 28:00	2-8	1-6	3-6	0	4	4	3	8	3	2	2	0	6	FT% 4-5 80%		
0	Ashley Jones	29:43	6-15	0-5	4-8	0	6	6	1	16	4	3	0	1	-3	3rd FG% 8-16 50%		
11	Shannen Atkinson	25:02	1-3	0-0	0-0	1	6	7	4	1	2	0	0	1	1	3PT% 5-11 45.5%		
Team						2	0	2				0	0	FT% 3-4 75%				
Totals			24-55	9-25	12-21	7	24	31	17	17	09	14	4	4	3	3	4th FG% 4-12 33.3%	

3PT%	1-4	25.0%
------	-----	-------

FT%	3-8	37.5%
GM FG%	24-25	43.8%
SPT%	9-25	36.0%
FT%	12-21	57.1%

Dead Ball Rebounds: 4, 6

	USF	TEM
Greatest Lead	3 <sup>rd</sup> 8-7	16 <sup>th</sup> 1-0
Best Scoring Run	6 <sup>th</sup> 3-11	8 <sup>th</sup> 6-16
Lead Changes	8	
Times Tied	8	
Time with Lead	04:00	30:43

	USF	TEM
Points from Turnovers	15	14
Point Paint	24	28
Second Chance	16	8
Fast Breaks	10	10
Bench	10	18

Period by Period Scoring				
	1st	2nd	3rd	TOT
USF	14	18	13	23
TEM	18	17	24	12

**JAN. 19, 2020 | UCF | TAMPA, FLA.**



Official Basketball Box Score - Final  
**UCF at South Fla.**  
 01/19/20 Yuengling Center, Tampa  
 2019-20 Women's Basketball

Game Time: 3:00 PM  
Game Duration: 2:01  
Attendance: 3,017

**Officials:** Brian Brunette, Nc Cappel, Teresa Stuck

[illegible]

Technical Fouls: NON

South Fla. - 57		Record: 10-6 (2-2)											
No. Name	Min	FG	3P	FT	Rebounds	Fouls	TO	AS	TS	Blocks	+/-	Shooting By Period	
		%	%	%	%	%	%	%	%	%			
20 Bethy Mununga	F 32:07	5-10	0-0	2-4	3	6	9	4	3	12	2	1	1st FG% 6-14 42.9%
22 Kristina Brabencova	F 36:53	2-6	2-7	2-2	2	3	5	4	8	2	5	2nd FG% 0-7 71.4%	
23 Tamara Hershaw	F 32:14	1-4	0-0	2	2	2	4	3	4	2	2	3rd FG% 1-3 33.3%	
3 Sydney Harnish	G 30:50	1-8	1-4	4-4	1	1	0	1	3	2	3	4th FG% 2-6 33.3%	
4 Elana Pinzan	G 40:00	8-15	7-12	0-0	1	1	0	1	23	5	1	2nd FG% 2-4 50.0%	
31 Beatrix Jordan	F 16:36	1-3	0-1	1-2	1	2	1	1	1	0	0	3rd FG% 2-12 16.7%	
5 Ekana Tsineke	T 12:17	0-3	0-2	0-0	1	1	1	0	0	1	0	4th FG% 1-5 20.0%	
Total					3	3	6	0	0	0	0	7th FG% 4-15 26.7%	
Totals	18-54	10-25	11-14	11	21	32	17	57	16	16	6	4	8th FG% 2-8 25.0%

Technical Fouls: NONE

[illegible]

Biggest lead	7 (4 <sup>th</sup> 0:07) 6 (2 <sup>nd</sup> 8:56)	Points from		Period by Period Scoring						
		UCF	USF	1 <sup>st</sup>	2 <sup>nd</sup>	3 <sup>rd</sup>	4 <sup>th</sup>	TOT		
Best Scoring Run	9 (4 <sup>th</sup> 2:37) 9 (3 <sup>rd</sup> 4:22)	Turnovers	18	17						
Lead Changes	8	Paint	28	16	UCF	14	23	5	22	64
Times Tied	8	Second Chance	17	9						
Time with Lead	14:48 20:42	Fast Breaks	9	15	USF	17	16	12	12	57
		Bench	13	3						

**JAN. 22, 2020 | AT WICHITA STATE | WICHITA, KAN.**



Official Basketball Box Score - Final  
**South Fla. at Wichita St.**  
 01/23/20 Charles Koch Arena, Wichita, Ka  
 USF at Wichita State

Game Time: 12:30 AM  
Game Duration: 1:46  
Attendance: 1,556

**Officials:** Bruce Morris, Tom Danaher, Katie Lukanich

South Fla. - 56			Record: 11-8 (3-2)															
NO.	Name	Min	FG M-A	3P M-A	FT M-A	Rebounds OR DR	Fouls PF FO	TS	AP	ST	Blocks BS BA	+/-	Shooting By Period					
20	Bethy Mununga	32:07	6-11	0-0	1-1	5	10	15	2	2	13	1	4	0	4	8	1st FG% 7-16 43.8%	
22	Kristyna Brabenecova	F 34:39	4-8	2-3	1-2	0	4	4	3	3	11	2	5	0	1	0	3PT% 3-5 60.0%	
31	Bertad Jordao	C 14:46	1-2	0-0	0	1	1	1	1	2	0	2	0	0	0	0	FT% 0-1 0%	
4	Elisa Pinzan	G 38:21	4-11	1-4	0-0	0	3	3	1	1	9	7	6	5	0	0	2nd FG% 5-11 45.5%	
5	Elena Tisineke	G 18:00	2-7	1-4	1-1	0	2	2	2	1	6	2	5	1	0	1	3PT% 0-3 0.0%	
3	Sydney Harvey	21:45	2-6	2-4	1-2	1	1	2	2	3	7	0	2	2	0	0	FT% 0-1 0%	
23	Tamara Henshaw	17:39	1-2	0-0	0-0	1	4	5	2	2	2	1	0	0	1	0	3rd FG% 2-6 33.3%	
21	Shae Leverett	19:28	2-2	0-0	2-3	2	3	5	0	2	6	0	0	0	2	0	1st FG% 1-2 50.0%	
12	Cristina Bermejo	07:15	0-0	0-0	0-0	1	2	1	0	0	0	1	1	0	0	0	FT% 2-4 50.0%	
Team							2		0		2						4th FG% 8-16 50.0%	
Totals			22-49		6-15		6-10		12		29		41		15		3PT% 2-5 40.0%	
											56		14		25		9 7 1 6 FT% 4-4 100%	

FG%	22-49	44.9%
-----	-------	-------

3PT%	6-15	40.0%
FT%	6-10	60.0%

Dead Ball Rebounds: 1, 1

Wichita St. - 50														Record: 11-8 (3-3)							
NO. Name	Min	FG	3P	FT	Rebounds			Fouls		TP	AS	TO	ST	Blocks		+/-	Shooting By Period				
		M-A	M-A	M-A	OR	DR	TOT	PF	FD					BS	BA		1 <sup>st</sup> FG%	5-13	38.5%		

13	Raven Prince	F	00	2-5	0-0	1-1	1	2	3	1	5	0	2	1	0	1	-3	3PT%	1-1	100.0%
34	Shyia Smith	F	22:20	1-5	1-2	0-0	3	3	3	0	3	1	1	1	0	0	-1	FT%	3-6	50.0%
2	Mariah McCully	G	28:17	7-17	3-6	4-8	1	2	3	1	6	21	5	5	2	0	-1	2nd FG%	3-16	18.8%
12	Carla Breamad	G	34:24	6-12	2-5	2-2	1	1	2	2	1	16	1	0	3	1	1	3PT%	0-4	0.0%
23	Seraphine Bastin	G	16:23	2-3	0-0	0-0	1	1	2	4	0	4	3	3	2	0	-1	FT%	1-2	50.0%
5	Ashley Reid	F	23:15	0-8	0-2	1-2	2	2	4	1	3	1	1	0	0	0	2	3rd FG%	7-15	46.7%
22	Maya Brower	F	02:31	0-1	0-0	0-0	0	0	0	0	1	1	0	0	0	0	2	3PT%	2-7	28.6%
24	Trejata Colbert	F	11:18	0-2	0-0	0-0	3	1	4	0	1	0	0	2	0	0	-1	FT%	3-3	100.0%
1	DJ McCarty	F	13:32	0-3	0-2	0-0	0	0	0	0	1	1	0	1	0	2	0	4th FG%	3-12	25.0%
42	Asia Henderson	F	07:18	0-0	0-0	0-0	1	1	2	1	0	0	0	1	1	0	-1	3PT%	3-5	60.0%
31	Vendela Danielsson	F	01:38	0-0	0-0	0-0	0	0	0	0	1	0	0	0	0	0	-3	3PT%	1-4	25.0%
11	Ashlie Kirven	F	08:04	0-0	0-0	0-2	2	1	3	3	1	0	0	0	1	0	0	GM FG%	15-56	32.1%
Team							1	1	2		0		1					3PT%	6-17	35.3%
Totals				18-56	6-17	8-15	13	15	28	14	55	18	16	13	1	7	-6		Rebounds	23.3

Dead Ball Rebounds: 2, 3

[illegible]

**JAN. 25, 2020 | TULANE | TAMPA, FLA.**



Official Basketball Box Score - Final  
**Tulane at South Fla.**  
 01/25/20 Yuengling Center, Tampa  
 2019-20 Women's Basketball

Game Time: 7:00 PM  
Game Duration: 2:01  
Attendance: 2,207

**Specials:** Luis Gonzalez, Pualani Spurlock, Mark Resch

Tulane - 56		Record: 11-9 (6-1)																	
NO. Name		Min	FG M-A	3P M-A	FT M-A	Rebounds	Fouls	PF	F	T	AS	O	ST	Blocks BS	+/-	Shooting By Period			
																1st	2nd	3rd	
23 Krystal Freeman	F	38:21	4-11	3-6	2-3	4	5	2	1	13	0	3	1	0	0	1st	6:14	42.9%	
42 Mia Heide	F	27:32	2-7	0-0	0-0	2	2	5	0	4	3	2	0	0	0	3rd	3:5	60.0%	
5 Kayla Manuiriangi	G	29:17	1-3	1-1	0-0	0	3	1	0	3	2	1	0	0	0	FT	1-2	50%	
12 Sierra Cheatham	G	33:54	2-5	1-2	2-2	2	2	1	7	0	1	1	0	0	-1	2nd	3:10	30.0%	
14 Dynah Jones	G	27:47	5-12	0-2	2-4	0	4	1	3	12	1	3	1	1	0	FT	3-4	75%	
00 Arsula Clark		25:30	5-10	0-0	3-4	3	4	7	2	4	13	1	2	0	0	3rd	3:9	33.3%	
21 Irina Parau		11:51	1-4	1-3	0-0	0	2	2	3	0	0	0	0	0	0	3rd	1:3	33.3%	
15 Anijah Grant		05:48	0-1	0-0	1-2	0	0	1	1	1	0	0	0	0	0	FT	5-7	71.4%	
Team						2	4	6		0	2					4th	8:20	40.0%	
Totals			20-53	6-14	10-15	9	24	33	16	12	56	7	14	3	1	0	FT	2-4	50.0%
															Technical Fouls: 0/0/0				
															3PT% 1-2 50%				

Technical Pools: NO

3PT%	6-14	42.9%
FT%	10-15	66.7%

South Fla. - 63

Record: 12-8 (4-2)

Dead Ball Rebounds: 3, 1

NO. Name	Min	FG	3P	FT	Rebounds	Fouls	TP	AS	TO	ST	Blocks	+/-	Shooting By Period		
		M-A	M-A	M-A	OR DR TOT	PF FD					BS BA		1st	FG%	5-15

20	Bethy Mununga	F	25:00	1-7	0-0	0-0	4	6	10	3	3	2	1	2	0	0	0	9	FT%	2-6	33.3%	
22	Kristyna Brabencova	F	27:48	4-13	3-7	0-0	1	1	2	3	0	11	1	2	0	0	0	2	3PT%	0-0	0%	
31	Beatriz Jordao	C	12:00	1-3	0-0	1	2	3	0	0	0	2	0	1	0	0	0	-4	2nd FT%	6-16	37.5%	
4	Elisa Pinzan	G	40:00	2-7	2-5	6-6	0	3	3	0	5	12	6	3	0	0	0	7	3PT%	3-7	42.9%	
5	Elena Tsineke	G	32:47	6-12	2-6	0-0	0	1	1	1	14	2	0	4	0	0	0	6	FT%	0-0	0%	
3	Sydni Harvey		18:51	4-9	3-6	5-6	1	1	2	5	16	1	1	0	1	0	1	8	3PT%	6-14	42.9%	
21	Shae Leverett		28:00	2-2	0-0	2-2	1	4	5	2	1	6	0	0	0	0	0	11	3PT%	4-7	57.1%	
23	Tamara Hershaw		15:34	0-0	0-0	0-0	2	2	2	1	0	3	2	0	0	0	0	-4	FT%	2-2	100%	
Team							1	6	7	0	0	2						4th FT%	3-8	37.5%		
Totals				20-53	10-24	13-14	9	26	35	12	16	83	14	13	4	0	1	7	3PT%	1-4	25.0%	
Technical Fouls: NONE																				FT%	11-12	91.7%
																				GM FT%	20-53	37.7%
																				3PT%	10-24	41.7%
																				FT%	13-14	92.9%

Lead Game Statistics: 9, 0, 0

	TUL	USF	Points from	TUL	USF	Period by Period Scoring					
Biggest lead	6 (1 <sup>st</sup> 5:21)	11 (4 <sup>th</sup> 5:38)	Turnovers	9	16	1 <sup>st</sup>	2 <sup>nd</sup>	3 <sup>rd</sup>	4 <sup>th</sup>	TOT	
Best Scoring Run	9 (4 <sup>th</sup> 3:55)	10 (3 <sup>rd</sup> 7:06)	Paint	16	16	TUL	16	9	12	19	56
Lead Changes	9		Second Chance	10	10						
Times Tied	3		Fast Breaks	4	5	USF	12	15	18	18	63
Time with Lead	13:54	22:33	Bench	17	22						

JAN. 29, 2020 | HOUSTON | TAMPA, FLA.



Official Basketball Box Score - Final  
Houston at South Fla.  
01/29/20 Yueling Center, Tampa  
2019-20 Women's Basketball

Game Time: 7:00 PM  
Game Duration: 1:46  
Attendance: 2,282

Officials: Cameron Houye, Joseph Vasczy, Rod Greesh

Houston - 45

Record: 19-11 (3-4)

NO.	Name	Min	FG	3P	FT	Rebounds	Fouls	TP	AS	TO	ST	Blocks	BS	BA	+/-
1	Bria Patterson	F 26:35	1-6	0-2	1-2	3 4 7	3 1 3	0	1	0	0	0	0	0	-20
3	Dorian Branch	F 36:31	2-9	0-3	0-0	0 4 4	2 1 4	1	1	2	0	0	1	0	-21
30	Tatyana Hill	F 21:09	1-6	0-0	3-6	1 2 3	2 4 5	1	3	1	1	0	0	0	-15
5	Dymond Gladney	G 38:25	6-12	2-3	2-4	1 1 2	0 2 16	0	2	1	0	0	1	0	-30
23	Julia Blackshell-Fair	G 35:20	3-8	0-0	2-2	1 4 5	1 3 8	2	1	1	1	0	0	0	-29
44	Jazmine Lewis	09:53	0-5	0-0	3-4	2 1 3	0 2 3	0	2	1	0	0	0	0	-8
22	Keasja Peace	11:48	1-8	0-1	2-2	1 3 4	2 2 4	0	0	0	0	0	0	0	-13
24	Maya Jones	20:19	0-2	0-2	2-4	2 1 3	3 3 2	2	0	4	1	0	0	0	-9
Team						3 0 3	0	0	0	0	0	0	0	0	
Totals			14-56	2-11	15-24	14 20 34	13 18 45	4	14	7	2	3	0	0	-29

Technical Fouls: NONE

Shooting By Period
1st FG% 1-11 9.1%
3PT% 0-1 0.0%
FT% 0-0 0%
2nd FG% 6-14 42.9%
3PT% 0-2 0.0%
FT% 4-8 50%
3rd FG% 3-14 21.4%
3PT% 1-4 25.0%
FT% 7-10 70%
4th FG% 4-17 23.5%
3PT% 1-4 25.0%
FT% 4-6 66.7%
GM FG% 14-56 25.0%
3PT% 2-11 18.2%
FT% 15-24 62.5%

Dead Ball Rebounds: 7, 0

South Fla. - 74

Record: 13-8 (5-2)

NO.	Name	Min	FG	3P	FT	Rebounds	Fouls	TP	AS	TO	ST	Blocks	BS	BA	+/-
20	Bethy Mununga	F 23:34	5-10	0-0	1-1	4 4 8	3 1 11	2	3	3	0	0	0	0	10
22	Kristyna Brabencova	F 08:14	1-5	0-1	0-0	0 1 1	1 0 2	0	0	0	0	0	0	0	12
31	Beatriz Jordao	C 14:19	0-2	0-0	0-0	2 4 6	3 0 0	0	1	0	2	1	0	0	10
4	Elisa Pinzan	G 33:39	2-5	2-4	0-0	0 1 1	0 0 0	6	3	4	1	0	0	0	21
5	Elena Tsineke	G 30:55	9-19	1-4	1-1	1 0 1	1 1 20	0	2	1	1	1	1	1	24
21	Shae Leverett	23:09	2-3	0-0	4-7	6 8 14	2 5 8	0	1	1	0	0	0	0	22
3	Sydni Harvey	23:51	4-9	2-5	5-5	0 0 0	3 3 15	3	1	1	0	0	0	0	15
23	Tamara Henshaw	18:58	4-6	0-0	1-1	2 9 11	4 3 9	2	3	0	0	0	0	0	16
12	Cristina Bermejo	12:21	1-2	1-1	0-0	0 1 1	1 0 3	2	0	1	0	0	0	0	15
0	Enna Peahdzic	11:00	0-4	0-1	0-0	1 0 1	0 0 0	1	0	0	0	0	0	0	0
Team						2 2 4	0	0	2	0	0	0	0	0	
Totals			28-65	6-16	12-15	18 30 48	18 13 74	13	17	8	3	2	2	29	

Technical Fouls: NONE

Shooting By Period
1st FG% 7-20 35.0%
3PT% 1-5 20.0%
FT% 3-3 100%
2nd FG% 9-14 64.3%
3PT% 2-3 66.7%
FT% 2-2 100%
3rd FG% 5-13 38.5%
3PT% 2-5 40.0%
FT% 2-3 66.7%
4th FG% 7-18 38.9%
3PT% 1-3 33.3%
FT% 5-7 71.4%
GM FG% 28-65 43.1%
3PT% 6-16 37.5%
FT% 12-15 80.0%

Dead Ball Rebounds: 2, 0

	HOU	USF
Biggest lead	0 (1st 10:00)	29 (4th 1:11)
Best Scoring Run	5 (3rd 7:24)	14 (1st 0:04)
Lead Changes	0	
Times Tied	0	
Time with Lead	00:00	39:01

Points from	HOU	USF
Turnovers	9	16
Paint	12	38
Second Chance	9	16
Fast Breaks	8	18
Bench	9	35

Period by Period Scoring					
	1st	2nd	3rd	4th	TOT
HOU	2	16	14	13	45
USF	18	22	14	20	74

FEB. 2, 2020 | AT CINCINNATI | CINCINNATI, OHIO



Official Basketball Box Score - Final  
USF at Cincinnati  
02/02/20 Fifth Third Arena, Cincinnati, Ohio  
2019-20 Cincinnati Women's Basketball

Game Time: 12:00 PM  
Game Duration: 1:59  
Attendance: 1,141

Officials: Ed Sidesky, Fatou Gassio-Stephens, Chris Saucedo

USF - 55

Record: 13-9 (5-3)

NO.	Name	Min	FG	3P	FT	Rebounds	Fouls	TP	AS	TO	ST	Blocks	BS	BA	+/-
20	Bethy Mununga	F 14:31	0-0	0-0	1-2	2 4 6	4 2 1	1	3	0	0	0	0	0	-10
31	Beatriz Jordao	C 11:14	0-2	0-0	0-0	1 3 4	0 1 0	1	0	0	0	1	0	0	1
3	Sydni Harvey	G 29:50	3-10	1-3	3-6	0 1 1	5 3 10	1	4	0	0	0	0	0	-5
4	Elisa Pinzan	G 40:00	5-10	3-7	6-8	0 4 4	1 5 19	4	6	3	0	0	1	0	-5
5	Elena Tsineke	G 37:21	4-12	1-5	2-2	0 2 2	2 2 11	3	6	1	0	0	0	0	-4
12	Cristina Bermejo	11:14	0-0	0-0	2-2	1 0 1	0 1 2	0	4	0	0	0	0	0	
21	Shae Leverett	28:46	2-5	0-0	1-2	3 8 11	3 1 5	0	4	1	3	0	0	0	-6
23	Tamara Henshaw	25:29	3-6	0-1	1-1	1 10 11	1 3 7	1	1	0	1	1	0	0	5
0	Enna Peahdzic	01:35	0-1	0-1	0-0	0 0 0	0 0 0	0	0	0	0	0	0	0	-1
Team						1 3 4	0	0	3	0	0	0	0	0	
Totals			17-46	5-17	16-23	9 35 44	16 18 55	10	31	5	5	3	5	0	-5

Technical Fouls: Team 1st 1:36

Shooting By Period
1st FG% 7-15 46.7%
3PT% 2-6 33.3%
FT% 3-4 75%
2nd FG% 5-15 33.3%
3PT% 1-1 100%
3rd FG% 3-8 37.5%
3PT% 1-3 33.3%
FT% 11-14 78.6%
4th FG% 2-8 25.0%
3PT% 0-3 0.0%
FT% 1-4 25%
GM FG% 17-46 37.0%
3PT% 5-17 29.4%
FT% 16-23 69.6%

Dead Ball Rebounds: 7, 1

Cincinnati - 60

Record: 14-7 (5-3)

NO.	Name	Min	FG	3P	FT	Rebounds	Fouls	TP	AS	TO	ST	Blocks	BS	BA	+/-
4	Angel Rizzor	F 38:07	8-20	0-0	0-1	3 3 6	1 2 16	1	4	1	2	1	1	0	10
23	Ilmarl Thomas	F 32:36	3-8	0-0	2-4	3 4 7	2 2 8	2	1	1	0	0	3	0	17
11	Sam Rodgers	G 33:25	4-11	0-5	2-2	0 2 2	5 2 10	3	2	1	1	0	0	0	-5
12	Antoinette Miller	G 35:50	5-20	0-2	4-6	0 3 3	3 7 14	5	3	8	0	0	1	5	
30	Florence Sifa	G 22:33	2-6	0-0	2-2	2 2 4	3 2 6	1	2	0	0	0	0	0	3
14	Addiya Moore	24:44	3-4	0-0	0-1	3 1 4	1 1 6	1	0	4	0	0	0	0	2
50	Nesma Khalifa	02:07	0-1	0-0	0-0	0 0 0	0 0 0	0	0	0	0	0	0	0	-7
35	Chellia Watson	05:21	0-1	0-0	0-0	0 1 1	2 0 0	0	0	0	0	0	0	0	5
10	Jadyn Scott	05:17	0-0	0-0	0-0	0 1 1	1 0 0	0	0	0	0	0	0	0	-5
Team						2 0 2	0	0	1	0	0	0	0	0	
Totals			25-71	0-9	10-16	13 17 30	18 16 60	13	13	15	3	5	5	0	

Technical Fouls: NONE

Shooting By Period
1st FG% 5-19 26.3%
3PT% 0-4 0.0%
FT% 3-4 75%
2nd FG% 5-18 27.8%
3PT% 0-4 0.0%
FT% 0-0 0%
3rd FG% 9-19 47.4%
3PT% 0-1 0.0%
FT% 4-7 57.1%
4th FG% 6-15 40.0%
3PT% 0-0 0.0%
FT% 3-5 60%
GM FG% 25-71 35.2%
3PT% 0-9 0.0%
FT% 10-16 62.5%

Dead Ball Rebounds: 3, 3

	USF	CIN
Biggest lead	13 (2nd 1:58)	5 (4th 0:07)
Best Scoring Run	7 (1st 3:07)	10 (3rd 8:28)
Lead Changes	3	
Times Tied	1	
Time with Lead	35:43	03:38

Points from	USF	CIN
Turnovers	6	16
Paint	16	28
Second Chance	11	9
Fast Breaks	7	8
Bench	14	6

Period by Period Scoring					
	1st	2nd	3rd	4th	TOT
USF	19	13	18	5	55
CIN	13	10	22	15	60

FEB. 9, 2020 | TEMPLE | TAMPA, FLA.

FEB. 13, 2020 | AT TULANE | NEW ORLEANS, LA.





# 2019-20 South Fla. Women's Basketball Combined Team Statistics All games

Page 1/1  
as of Feb 02, 2020

## Game Records

Record	Overall	Home	Away	Neutral
ALL GAMES	13-9	11-1	2-4	0-4
CONFERENCE	5-3	3-1	2-2	0-0
NON-CONFERENCE	8-6	8-0	0-2	0-4

## Score by Periods

Team	1st	2nd	3rd	4th	OT	TOT
South Fla.	360	349	362	352	0	1423
Opponents	305	293	326	334	0	1258

## Team Box Score

No.	Player				Total		3-Point		F-Throw		Rebounds													
		GP-GS	MIN	AVG	FG-FGA	FG%	3FG-FGA	3FG%	FT-FTA	FT%	OFF	DEF	TOT	AVG	PF	DQ	A	TO	BLK	STL	PTS	AVG		
5	TSINEKE, Elena	17-12	415:59	24.5	71-172	.413	27-80	.338	34-39	.872	11	21	32	1.9	36	0	24	43	3	14	203	11.9		
3	HARVEY, Sydni	12-6	266:11	22.2	36-96	.375	21-44	.477	40-49	.816	5	8	13	1.1	26	1	15	25	1	13	133	11.1		
20	MUNUNGA, Bethy	19-19	495:04	26.1	77-156	.494	1-5	.200	32-45	.711	75	107	182	9.6	51	0	23	54	21	21	187	9.8		
4	PINZAN, Elisa	17-14	553:23	32.6	52-145	.359	30-84	.357	25-31	.806	4	40	44	2.6	15	1	81	50	1	23	159	9.4		
1	ALVAREZ, Maria	15-8	409:45	27.3	44-131	.336	34-108	.315	10-20	.500	7	37	44	2.9	26	1	49	25	0	15	132	8.8		
22	BRABENCOVA, Kristyna	21-14	527:49	25.1	61-187	.326	24-86	.279	17-28	.607	27	51	78	3.7	57	1	39	42	17	14	163	7.8		
23	HENSHAW, Tamara	22-13	450:10	20.5	52-107	.486	0-3	.000	23-33	.697	54	105	159	7.2	47	1	21	30	11	14	127	5.8		
0	PEHADZIC, Enna	19-9	311:29	16.4	34-122	.279	26-83	.313	12-19	.632	15	24	39	2.1	23	0	14	19	0	9	106	5.6		
21	LEVERETT, Shae	21-2	447:23	21.3	39-61	.639	0-0	.000	26-53	.491	66	67	133	6.3	43	2	6	23	15	12	104	5.0		
14	SEPTE, Luize	10-3	154:09	15.4	14-32	.438	0-0	.000	7-15	.467	13	14	27	2.7	19	0	9	13	5	5	35	3.5		
31	JORDAO, Beatriz	21-10	228:15	10.9	24-69	.348	0-0	.000	8-15	.533	20	39	59	2.8	25	0	10	21	14	3	56	2.7		
12	BERMEJO, Cristina	15-0	131:31	8.8	6-26	.231	3-14	.214	3-4	.750	6	17	23	1.5	16	0	10	16	5	6	18	1.2		
2	LAZIC, Mihaela	1-0	08:28	8.5	0-1	.000	0-1	.000	0-0	.000	0	2	2	2.0	1	0	0	0	0	0	0	0.0		
Team											38	64	102					21						
Total		22	4400		510-1305	.391	166-508	.327	237-351	.675	341	596	937	42.6	385	7	301	382	93	149	1423	64.7		
Opponents		22	4399		434-1209	.359	112-344	.326	278-425	.654	224	485	709	32.2	359	10	225	327	53	170	1258	57.2		

## Team Statistics

	USF	OPP
<b>Scoring</b>	<b>1423</b>	<b>1258</b>
Points per game	64.7	57.2
Scoring margin	+7.5	-
<b>Field goals-att</b>	<b>510-1305</b>	<b>434-1209</b>
Field goal pct	.391	.359
<b>3 point fg-att</b>	<b>166-508</b>	<b>112-344</b>
3-point FG pct	.327	.326
3-pt FG made per game	7.5	5.1
<b>Free throws-att</b>	<b>237-351</b>	<b>278-425</b>
Free throw pct	.675	.654
F-Throws made per game	10.8	12.6
<b>Rebounds</b>	<b>937</b>	<b>709</b>
Rebounds per game	42.6	32.2
Rebounding margin	+10.4	-
<b>Assists</b>	<b>301</b>	<b>225</b>
Assists per game	13.7	10.2
<b>Turnovers</b>	<b>382</b>	<b>327</b>
Turnovers per game	17.4	14.9
Turnover margin	-2.5	-
Assist/turnover ratio	0.8	0.7
<b>Steals</b>	<b>149</b>	<b>170</b>
Steals per game	6.8	7.7
<b>Blocks</b>	<b>93</b>	<b>53</b>
Blocks per game	4.2	2.4
<b>Winning streak</b>	<b>0</b>	<b>-</b>
Home win streak	2	-
<b>Attendance</b>	<b>35350</b>	<b>13109</b>
Home games-Avg/Game	12-2946	6-2185
Neutral site-Avg/Game	-	4-312

## Team Results

Date	Opponent		Score	Att.
11/05/2019	Jacksonville	W	70-39	4495
11/08/2019	Texas	W	64-57	2289
11/12/2019	Howard	W	82-53	2006
11/15/2019	VCU	W	77-55	3520
11/19/2019	at Baylor	L	46-58	7485
11/24/2019	Saint Francis (PA)	W	62-23	2076
11/28/2019	vs South Dakota St.	L	50-61	235
11/29/2019	vs FGCU	L	77-81	198
11/30/2019	vs Notre Dame	L	51-67	174
12/06/2019	Alabama St.	W	80-29	4732
12/15/2019	Idaho	W	67-64	4480
12/19/2019	vs Mississippi St.	L	61-86	641
12/21/2019	at UNLV	L	51-61	850
12/30/2019	Brown	W	70-60	2062
01/05/2020	Cincinnati	W	76-68	2204
01/12/2020	at Tulsa	W	68-52	998
01/16/2020	at Temple	L	66-69	1079
01/19/2020	UCF	L	57-64	3017
01/22/2020	at Wichita St.	W	56-50	1556
01/25/2020	Tulane	W	63-56	2207
01/29/2020	Houston	W	74-45	2262
02/02/2020	at Cincinnati	L	55-60	1141



# 2019-20 South Fla. Women's Basketball Combined Team Statistics In Conference games

Page 1/1  
as of Feb 02, 2020

## Game Records

Record	Overall	Home	Away	Neutral
ALL GAMES	5-3	3-1	2-2	0-0
CONFERENCE	5-3	3-1	2-2	0-0
NON-CONFERENCE	0-0	0-0	0-0	0-0

## Score by Periods

Team	1st	2nd	3rd	4th	OT	TOT
South Fla.	136	132	110	137	0	515
Opponents	98	112	130	124	0	464

## Team Box Score

No.	Player				Total		3-Point		F-Throw		Rebounds											
		GP-GS	MIN	AVG	FG-FGA	FG%	3FG-FGA	3FG%	FT-FTA	FT%	OFF	DEF	TOT	AVG	PF	DQ	A	TO	BLK	STL	PTS	AVG
3	HARVEY, Sydni	8-4	201:57	25.2	29-75	.387	19-37	.514	35-43	.814	4	6	10	1.3	20	1	9	18	1	9	112	14.0
5	TSINEKE, Elena	8-7	216:36	27.1	34-82	.415	12-36	.333	14-15	.933	4	12	16	2.0	14	0	16	20	2	8	94	11.8
4	PINZAN, Elisa	7-5	253:16	36.2	23-57	.404	16-39	.410	17-20	.850	1	18	19	2.7	3	0	39	27	0	12	79	11.3
22	BRABENCOVA, Kristyna	7-7	205:21	29.3	22-67	.328	11-33	.333	7-9	.778	6	21	27	3.9	19	0	17	17	5	6	62	8.9
20	MUNUNGA, Bethy	8-8	211:17	26.4	27-61	.443	0-1	.000	13-18	.722	27	46	73	9.1	27	0	9	23	7	9	67	8.4
23	HENSHAW, Tamara	8-4	175:27	21.9	19-35	.543	0-1	.000	5-6	.833	11	38	49	6.1	19	0	11	12	3	4	43	5.4
21	LEVERETT, Shae	7-0	157:44	22.5	11-19	.579	0-0	.000	10-18	.556	15	33	48	6.9	13	0	1	6	8	5	32	4.6
1	ALVAREZ, Maria	1-1	21:41	21.7	1-5	.200	0-3	.000	0-0	.000	0	4	4	4.0	2	0	3	1	0	1	2	2.0
31	JORDAO, Beatriz	8-4	90:02	11.3	7-23	.304	0-0	.000	1-7	.143	9	20	29	3.6	8	0	2	7	7	1	15	1.9
12	BERMEJO, Cristina	5-0	37:20	7.5	1-2	.500	1-1	1.000	2-2	1.000	2	3	5	1.0	3	0	3	5	0	1	5	1.0
0	PEHADZIC, Enna	5-0	29:20	5.9	2-9	.222	0-3	.000	0-0	.000	2	1	3	0.6	1	0	1	2	0	1	4	0.8
Team											15	20	35					9				
Total		8	1600		176-435	.405	59-154	.383	104-138	.754	96	222	318	39.8	129	1	111	147	33	57	515	64.4
Opponents		8	1600		167-458	.365	35-107	.327	95-150	.633	94	166	260	32.5	135	2	77	117	19	65	464	58.0

## Team Statistics

	USF	OPP
<b>Scoring</b>	<b>515</b>	<b>464</b>
Points per game	64.4	58.0
Scoring margin	+6.4	-
<b>Field goals-att</b>	<b>176-435</b>	<b>167-458</b>
Field goal pct	.405	.365
<b>3 point fg-att</b>	<b>59-154</b>	<b>35-107</b>
3-point FG pct	.383	.327
3-pt FG made per game	7.4	4.4
<b>Free throws-att</b>	<b>104-138</b>	<b>95-150</b>
Free throw pct	.754	.633
F-Throws made per game	13.0	11.9
<b>Rebounds</b>	<b>318</b>	<b>260</b>
Rebounds per game	39.8	32.5
Rebounding margin	+7.3	-
<b>Assists</b>	<b>111</b>	<b>77</b>
Assists per game	13.9	9.6
<b>Turnovers</b>	<b>147</b>	<b>117</b>
Turnovers per game	18.4	14.6
Turnover margin	-3.8	-
Assist/turnover ratio	0.8	0.7
<b>Steals</b>	<b>57</b>	<b>65</b>
Steals per game	7.1	8.1
<b>Blocks</b>	<b>33</b>	<b>19</b>
Blocks per game	4.1	2.4
<b>Winning streak</b>	<b>0</b>	<b>-</b>
Home win streak	2	-
<b>Attendance</b>	<b>9690</b>	<b>4774</b>
Home games-Avg/Game	4-2423	4-1194
Neutral site-Avg/Game	-	0-0

## Team Results

Date	Opponent		Score	Att.
01/05/2020	Cincinnati	W	76-68	2204
01/12/2020	at Tulsa	W	68-52	998
01/16/2020	at Temple	L	66-69	1079
01/19/2020	UCF	L	57-64	3017
01/22/2020	at Wichita St.	W	56-50	1556
01/25/2020	Tulane	W	63-56	2207
01/29/2020	Houston	W	74-45	2262
02/02/2020	at Cincinnati	L	55-60	1141



**2019-20 South Fla. Women's Basketball**  
**Season/Career Statistics**  
**All games**

Page 1/1  
as of Feb 02, 2020

**Summary**

Player	Season Statistics										Career Statistics									
	GP-GS	MIN/G	FG%	3FG%	FT%	R/G	A/G	STL	BLK	PTS/G	GP-GS	MIN/G	FG%	3FG%	FT%	R/G	A/G	STL	BLK	PTS/G
ALVAREZ, Maria	15-8	27.3	.336	.315	.500	2.9	3.3	15	0	8.8	15-8	27.3	.336	.315	.500	2.9	3.3	15	0	8.8
BERMEJO, Cristina	15-0	8.8	.231	.214	.750	1.5	0.7	6	5	1.2	15-0	8.8	.231	.214	.750	1.5	0.7	6	5	1.2
BRABENCOVA, Kristyna	21-14	25.1	.326	.279	.607	3.7	1.9	14	17	7.8	21-14	25.1	.326	.279	.607	3.7	1.9	14	17	7.8
HARVEY, Sydni	12-6	22.2	.375	.477	.816	1.1	1.3	13	1	11.1	44-30	28.0	.334	.377	.833	2.2	2.2	34	3	11.5
HENSHAW, Tamara	22-13	20.5	.486	.000	.697	7.2	1.0	14	11	5.8	123-77	23.4	.563	.000	.612	6.9	0.9	79	81	6.5
JORDAO, Beatriz	21-10	10.9	.348	.000	.533	2.8	0.5	3	14	2.7	33-22	14.4	.519	.000	.610	3.8	0.5	8	37	5.8
LAZIC, Mihaela	1-0	8.5	.000	.000	.000	2.0	0.0	0	0	0.0	1-0	8.5	.000	.000	.000	2.0	0.0	0	0	0.0
LEVERETT, Shae	21-2	21.3	.639	.000	.491	6.3	0.3	12	15	5.0	83-26	20.2	.596	.000	.592	5.5	0.4	37	78	5.0
MUNUNGA, Bethy	19-19	26.1	.494	.200	.711	9.6	1.2	21	21	9.8	19-19	26.1	.494	.200	.711	9.6	1.2	21	21	9.8
PEHADZIC, Enna	19-9	16.4	.279	.313	.632	2.1	0.7	9	0	5.6	63-32	21.2	.306	.321	.703	3.5	0.4	33	1	8.6
PINZAN, Elisa	17-14	32.6	.359	.357	.806	2.6	4.8	23	1	9.4	48-29	27.4	.309	.296	.813	2.2	3.8	49	1	6.2
SEPTE, Luize	10-3	15.4	.438	.000	.467	2.7	0.9	5	5	3.5	32-22	25.3	.283	.133	.517	3.4	1.6	17	35	4.3
TSINEKE, Elena	17-12	24.5	.413	.338	.872	1.9	1.4	14	3	11.9	17-12	24.5	.413	.338	.872	1.9	1.4	14	3	11.9

**Scoring**

Player	Season Statistics									Career Statistics								
	FG-FGA	FG%	3FG-3FGA	3FG%	FT-FTA	FT%	PTS	PTS/G		FG-FGA	FG%	3FG-3FGA	3FG%	FT-FTA	FT%	PTS	PTS/G	
ALVAREZ, Maria	44-131	.336	34-108	.315	10-20	.500	132	8.8		44-131	.336	34-108	.315	10-20	.500	132	8.8	
BERMEJO, Cristina	6-26	.231	3-14	.214	3-4	.750	18	1.2		6-26	.231	3-14	.214	3-4	.750	18	1.2	
BRABENCOVA, Kristyna	61-187	.326	24-86	.279	17-28	.607	163	7.8		61-187	.326	24-86	.279	17-28	.607	163	7.8	
HARVEY, Sydni	36-96	.375	21-44	.477	40-49	.816	133	11.1		156-467	.334	66-175	.377	130-156	.833	508	11.5	
HENSHAW, Tamara	52-107	.486	0-3	.000	23-33	.697	127	5.8		348-618	.563	0-7	.000	104-170	.612	800	6.5	
JORDAO, Beatriz	24-69	.348	0-0	.000	8-15	.533	56	2.7		83-160	.519	0-0	.000	25-41	.610	191	5.8	
LAZIC, Mihaela	0-1	.000	0-1	.000	0-0	.000	0	0.0		0-1	.000	0-1	.000	0-0	.000	0	0.0	
LEVERETT, Shae	39-61	.639	0-0	.000	26-53	.491	104	5.0		149-250	.596	0-1	.000	113-191	.592	411	5.0	
MUNUNGA, Bethy	77-156	.494	1-5	.200	32-45	.711	187	9.8		77-156	.494	1-5	.200	32-45	.711	187	9.8	
PEHADZIC, Enna	34-122	.279	26-83	.313	12-19	.632	106	5.6		182-594	.306	100-312	.321	78-111	.703	542	8.6	
PINZAN, Elisa	52-145	.359	30-84	.357	25-31	.806	159	9.4		92-298	.309	53-179	.296	61-75	.813	298	6.2	
SEPTE, Luize	14-32	.438	0-0	.000	7-15	.467	35	3.5		52-184	.283	4-30	.133	31-60	.517	139	4.3	
TSINEKE, Elena	71-172	.413	27-80	.338	34-39	.872	203	11.9		71-172	.413	27-80	.338	34-39	.872	203	11.9	

**Totals**

Player	Season Statistics									Career Statistics								
	O-REB	D-REB	TOTAL	PF	FO	A	TO	A/TO		O-REB	D-REB	TOTAL	PF	FO	A	TO	A/TO	
ALVAREZ, Maria	7	37	44	26	1	49	25	2.0		7	37	44	26	1	49	25	2.0	
BERMEJO, Cristina	6	17	23	16	0	10	16	0.6		6	17	23	16	0	10	16	0.6	
BRABENCOVA, Kristyna	27	51	78	57	1	39	42	0.9		27	51	78	57	1	39	42	0.9	
HARVEY, Sydni	5	8	13	26	1	15	25	0.6		35	61	96	98	5	97	118	0.8	
HENSHAW, Tamara	54	105	159	47	1	21	30	0.7		327	518	845	245	4	112	122	0.9	
JORDAO, Beatriz	20	39	59	25	0	10	21	0.5		41	86	127	56	0	15	41	0.4	
LAZIC, Mihaela	0	2	2	1	0	0	0	0.0		0	2	2	1	0	0	0	0.0	
LEVERETT, Shae	66	67	133	43	2	6	23	0.3		210	248	458	169	4	32	85	0.4	
MUNUNGA, Bethy	75	107	182	51	0	23	54	0.4		75	107	182	51	0	23	54	0.4	
PEHADZIC, Enna	15	24	39	23	0	14	19	0.7		66	154	220	62	0	28	82	0.3	
PINZAN, Elisa	4	40	44	15	1	81	50	1.6		8	96	104	56	1	184	124	1.5	
SEPTE, Luize	13	14	27	19	0	9	13	0.7		36	72	108	51	1	50	66	0.8	
TSINEKE, Elena	11	21	32	36	0	24	43	0.6		11	21	32	36	0	24	43	0.6	



**2019-20 South Fla. Women's Basketball  
Season Schedule/Results & Leaders  
All games**

Page 1/1  
as of Feb 02, 2020

**Game Records**

Record	Overall	Home	Away	Neutral
ALL GAMES	13-9	11-1	2-4	0-4
CONFERENCE	5-3	3-1	2-2	0-0
NON-CONFERENCE	8-6	8-0	0-2	0-4

**Team Results**

Date	Opponent		Score	Att.	High Points	High Rebounds
11/05/2019	Jacksonville	W	70-39	4495	(20) PEHADZIC, Enna	(12) MUNUNGA, Bethy
11/08/2019	Texas	W	64-57	2289	(16) PEHADZIC, Enna	(8) MUNUNGA, Bethy
11/12/2019	Howard	W	82-53	2006	(16) PEHADZIC, Enna	(11) MUNUNGA, Bethy
11/15/2019	VCU	W	77-55	3520	(20) ALVAREZ, Maria	(12) MUNUNGA, Bethy
11/19/2019	at Baylor	L	46-58	7485	(16) MUNUNGA, Bethy	(12) MUNUNGA, Bethy
11/24/2019	Saint Francis (PA)	W	62-23	2076	(13) TSINEKE, Elena	(13) LEVERETT, Shae
11/28/2019	vs South Dakota St.	L	50-61	235	(15) MUNUNGA, Bethy	(12) MUNUNGA, Bethy
11/29/2019	vs FGCU	L	77-81	198	(19) TSINEKE, Elena	(12) MUNUNGA, Bethy
11/30/2019	vs Notre Dame	L	51-67	174	(12) TSINEKE, Elena	(10) MUNUNGA, Bethy
12/06/2019	Alabama St.	W	80-29	4732	(18) ALVAREZ, Maria	(15) HENSHAW, Tamara
12/15/2019	Idaho	W	67-64	4480	(14) ALVAREZ, Maria	(12) HENSHAW, Tamara
12/19/2019	vs Mississippi St.	L	61-86	641	(12) ALVAREZ, Maria	(10) HENSHAW, Tamara
12/21/2019	at UNLV	L	51-61	850	(9) LEVERETT, Shae	(13) HENSHAW, Tamara
					(9) BRABENCOVA, Kristyna	
12/30/2019	Brown	W	70-60	2062	(17) TSINEKE, Elena	(14) MUNUNGA, Bethy
01/05/2020	Cincinnati	W	76-68	2204	(19) TSINEKE, Elena	(7) LEVERETT, Shae
						(7) HENSHAW, Tamara
						(7) MUNUNGA, Bethy
01/12/2020	at Tulsa	W	68-52	998	(20) HARVEY, Sydni	(9) MUNUNGA, Bethy
01/16/2020	at Temple	L	66-69	1079	(20) TSINEKE, Elena	(9) MUNUNGA, Bethy
01/19/2020	UCF	L	57-64	3017	(23) PINZAN, Elisa	(9) MUNUNGA, Bethy
01/22/2020	at Wichita St.	W	56-50	1556	(13) MUNUNGA, Bethy	(15) MUNUNGA, Bethy
01/25/2020	Tulane	W	63-56	2207	(16) HARVEY, Sydni	(10) MUNUNGA, Bethy
01/29/2020	Houston	W	74-45	2262	(20) TSINEKE, Elena	(14) LEVERETT, Shae
02/02/2020	at Cincinnati	L	55-60	1141	(19) PINZAN, Elisa	(11) LEVERETT, Shae
						(11) HENSHAW, Tamara

**Attendance Summary**

	Games	Attend	Avg/Game
Home	12	35350	2946
Away	6	13109	2185
Neutral	4	1248	312
<b>Total</b>	<b>22</b>	<b>49707</b>	<b>2259</b>





**2019-20 South Fla. Women's Basketball  
Team Game-by-Game  
All games**

Page 1/1  
as of Feb 02, 2020

				Total		3-Pointers		Free throws		Rebounds											
Opponent	Date	Score		FG-FGA	PCT	3FG-FGA	PCT	FT-FTA	PCT	OFF	DEF	TOT	AVG	PF	A	TO	BLK	STL	PTS	AVG	
Jacksonville	11/05/2019	70-39	W	26-64	.406	10-26	.385	8-18	.444	21	42	63	63.0	11	16	18	7	6	70	70.0	
Texas	11/08/2019	64-57	W	23-60	.383	5-23	.217	13-19	.684	12	22	34	48.5	20	12	18	5	3	64	67.0	
Howard	11/12/2019	82-53	W	29-70	.414	7-20	.350	17-27	.630	22	30	52	49.7	20	15	13	1	11	82	72.0	
VCU	11/15/2019	77-55	W	28-63	.444	10-18	.556	11-20	.550	20	21	41	47.5	17	19	13	3	10	77	73.3	
at Baylor	11/19/2019	46-58	L	17-59	.288	7-24	.292	5-13	.385	14	21	35	45.0	28	13	19	4	11	46	67.8	
Saint Francis (PA)	11/24/2019	62-23	W	26-59	.441	4-16	.250	6-11	.545	17	22	39	44.0	11	12	14	2	8	62	66.8	
vs South Dakota St.	11/28/2019	50-61	L	20-57	.351	4-29	.138	6-7	.857	16	18	34	42.6	19	8	20	2	10	50	64.4	
vs FGCU	11/29/2019	77-81	L	28-62	.452	9-21	.429	12-17	.706	13	28	41	42.4	28	14	20	4	4	77	66.0	
vs Notre Dame	11/30/2019	51-67	L	20-72	.278	8-41	.195	3-5	.600	23	23	46	42.8	20	14	18	5	3	51	64.3	
Alabama St.	12/06/2019	80-29	W	31-64	.484	17-37	.459	1-5	.200	18	35	53	43.8	21	23	15	11	5	80	65.9	
Idaho	12/15/2019	67-64	W	21-60	.350	6-24	.250	19-25	.760	22	29	51	44.5	10	11	12	2	3	67	66.0	
vs Mississippi St.	12/19/2019	61-86	L	22-62	.355	9-23	.391	8-14	.571	16	27	43	44.3	21	12	24	5	8	61	65.6	
at UNLV	12/21/2019	51-61	L	18-55	.327	5-26	.192	10-15	.667	16	26	42	44.2	17	9	20	3	4	51	64.5	
Brown	12/30/2019	70-60	W	25-63	.397	6-26	.231	14-17	.824	15	30	45	44.2	13	12	11	6	6	70	64.9	
Cincinnati	01/05/2020	76-68	W	26-62	.419	8-23	.348	16-21	.762	17	23	40	43.9	16	17	13	3	8	76	65.6	
at Tulsa	01/12/2020	68-52	W	23-47	.489	9-18	.500	13-20	.650	6	29	35	43.4	19	14	20	6	9	68	65.8	
at Temple	01/16/2020	66-69	L	22-59	.373	5-16	.313	17-21	.810	14	29	43	43.4	17	13	12	3	5	66	65.8	
UCF	01/19/2020	57-64	L	18-54	.333	10-25	.400	11-14	.786	11	21	32	42.7	17	16	16	6	9	57	65.3	
at Wichita St.	01/22/2020	56-50	W	22-49	.449	6-15	.400	6-10	.600	12	29	41	42.6	14	14	25	7	9	56	64.8	
Tulane	01/25/2020	63-56	W	20-53	.377	10-24	.417	13-14	.929	9	26	35	42.3	12	14	13	0	4	63	64.7	
Houston	01/29/2020	74-45	W	28-65	.431	6-16	.375	12-15	.800	18	30	48	42.5	18	13	17	3	8	74	65.1	
at Cincinnati	02/02/2020	55-60	L	17-46	.370	5-17	.294	16-23	.696	9	35	44	42.6	16	10	31	5	5	55	64.7	
Total		1423		510-1305	.391	166-508	.327	237-351	.675	341	596	937	42.6	385	301	382	93	149	1423	64.7	
Opponents		1258		434-1209	.359	112-344	.326	278-425	.654	224	485	709	32.2	359	225	327	53	170	1258	57.2	

**South Fla. Averages**

Games Played	Points/game	FG Pct	3FG Pct	FT Pct	Rebounds/game	Assists/game	Turnovers/game	Assist/Turnover ratio	Steals/game	Blocks/game
22	64.7	39.1	32.7	67.5	42.6	13.7	17.4	0.8	6.8	4.2



**2019-20 South Fla. Women's Basketball  
Opponents Game-by-Game  
All games**

Page 1/1  
as of Feb 02, 2020

				Total		3-Pointers		Free throws		Rebounds											
Opponent	Date	Score		FG-FGA	PCT	3FG-FGA	PCT	FT-FTA	PCT	OFF	DEF	TOT	AVG	PF	A	TO	BLK	STL	PTS	AVG	
Jacksonville	11/05/2019	70-39	W	15-61	.246	4-18	.222	5-10	.500	7	24	31	31.0	19	8	12	2	12	39	39.0	
Texas	11/08/2019	64-57	W	24-59	.407	1-9	.111	8-15	.533	9	22	31	31.0	21	13	17	3	7	57	48.0	
Howard	11/12/2019	82-53	W	17-59	.288	5-16	.313	14-20	.700	15	23	38	33.3	23	4	21	5	3	53	49.7	
VCU	11/15/2019	77-55	W	19-44	.432	3-12	.250	14-21	.667	6	21	27	31.8	17	8	17	2	8	55	51.0	
at Baylor	11/19/2019	46-58	L	16-45	.356	1-6	.167	25-39	.641	10	23	33	32.0	13	13	18	7	7	58	52.4	
Saint Francis (PA)	11/24/2019	62-23	W	5-37	.135	3-17	.176	10-14	.714	10	19	29	31.5	13	2	25	1	5	23	47.5	
vs South Dakota St.	11/28/2019	50-61	L	23-47	.489	4-11	.364	11-21	.524	9	20	29	31.1	11	11	19	2	7	61	49.4	
vs FGCU	11/29/2019	77-81	L	22-57	.386	12-33	.364	25-33	.758	7	23	30	31.0	20	16	10	0	8	81	53.4	
vs Notre Dame	11/30/2019	51-67	L	25-52	.481	6-15	.400	11-22	.500	8	30	38	31.8	13	13	15	3	5	67	54.9	
Alabama St.	12/06/2019	80-29	W	10-59	.169	3-15	.200	6-12	.500	16	17	33	31.9	10	6	14	0	9	29	52.3	
Idaho	12/15/2019	67-64	W	24-61	.393	11-33	.333	5-5	1.000	8	22	30	31.7	19	17	7	3	3	64	53.4	
vs Mississippi St.	12/19/2019	61-86	L	30-65	.462	5-11	.455	21-31	.677	12	27	39	32.3	19	16	11	4	15	86	56.1	
at UNLV	12/21/2019	51-61	L	19-48	.396	7-14	.500	16-18	.889	4	24	28	32.0	13	8	12	0	13	61	56.5	
Brown	12/30/2019	70-60	W	18-57	.316	12-27	.444	12-14	.857	9	24	33	32.1	13	13	12	2	3	60	56.7	
Cincinnati	01/05/2020	76-68	W	27-56	.482	3-6	.500	11-16	.688	8	19	27	31.7	21	13	16	3	2	68	57.5	
at Tulsa	01/12/2020	68-52	W	16-52	.308	5-17	.294	15-25	.600	13	20	33	31.8	19	6	18	1	14	52	57.1	
at Temple	01/16/2020	66-69	L	24-55	.436	9-25	.360	12-21	.571	7	24	31	31.8	17	14	12	4	4	69	57.8	
UCF	01/19/2020	57-64	L	23-59	.390	4-8	.500	14-18	.778	17	27	44	32.4	16	12	14	4	7	64	58.2	
at Wichita St.	01/22/2020	56-50	W	18-56	.321	6-17	.353	8-15	.533	13	15	28	32.2	15	8	16	1	13	50	57.7	
Tulane	01/25/2020	63-56	W	20-53	.377	6-14	.429	10-15	.667	9	24	33	32.3	16	7	14	1	3	56	57.7	
Houston	01/29/2020	74-45	W	14-56	.250	2-11	.182	15-24	.625	14	20	34	32.3	13	4	14	2	7	45	57.0	
at Cincinnati	02/02/2020	55-60	L	25-71	.352	0-9	.000	10-16	.625	13	17	30	32.2	18	13	13	3	15	60	57.2	
Total		1258		434-1209	.359	112-344	.326	278-425	.654	224	485	709	32.2	359	225	327	53	170	1258	57.2	
South Fla.		1423		510-1305	.391	166-508	.327	237-351	.675	341	596	937	42.6	385	301	382	93	149	1423	64.7	

**Opponents Averages**

Games Played	Points/game	FG Pct	3FG Pct	FT Pct	Rebounds/game	Assists/game	Turnovers/game	Assist/Turnover ratio	Steals/game	Blocks/game
22	57.2	35.9	32.6	65.4	32.2	10.2	14.9	0.7	7.7	2.4



**2019-20 South Fla. Women's Basketball  
Team High/Low Analysis  
All games**

Page 1/4  
as of Feb 02, 2020

**South Fla. - Game Highs**

<b>POINTS</b>	82		Howard (11/12/2019)
	80		Alabama St. (12/06/2019)
	77		vs FGCU (N) (11/29/2019)
	77		VCU (11/15/2019)
	76		Cincinnati (01/05/2020)
<b>FIELD GOALS MADE</b>	31		Alabama St. (12/06/2019)
	29		Howard (11/12/2019)
<b>FIELD GOAL ATTEMPTS</b>	72		vs Notre Dame (N) (11/30/2019)
	70		Howard (11/12/2019)
<b>FIELD GOAL PERCENTAGE</b>	.489	(23-47)	at Tulsa (01/12/2020)
	.484	(31-64)	Alabama St. (12/06/2019)
<b>3 PT FG MADE</b>	17		Alabama St. (12/06/2019)
	10		Tulane (01/25/2020)
	10		UCF (01/19/2020)
	10		VCU (11/15/2019)
	10		Jacksonville (11/05/2019)
<b>3 PT FG ATTEMPTS</b>	41		vs Notre Dame (N) (11/30/2019)
	37		Alabama St. (12/06/2019)
<b>3 PT FG PERCENTAGE</b>	.556	(10-18)	VCU (11/15/2019)
	.500	(9-18)	at Tulsa (01/12/2020)
<b>FREE THROWS MADE</b>	19		Idaho (12/15/2019)
	17		at Temple (01/16/2020)
	17		Howard (11/12/2019)
<b>FREE THROW ATTEMPTS</b>	27		Howard (11/12/2019)
	25		Idaho (12/15/2019)
<b>FREE THROW PERCENTAGE</b>	.929	(13-14)	Tulane (01/25/2020)
	.857	(6-7)	vs South Dakota St. (N) (11/28/2019)
<b>REBOUNDS</b>	63		Jacksonville (11/05/2019)
	53		Alabama St. (12/06/2019)
<b>ASSISTS</b>	23		Alabama St. (12/06/2019)
	19		VCU (11/15/2019)
<b>STEALS</b>	11		at Baylor (11/19/2019)
	11		Howard (11/12/2019)
<b>BLOCKED SHOTS</b>	11		Alabama St. (12/06/2019)
	7		at Wichita St. (01/22/2020)
	7		Jacksonville (11/05/2019)
<b>TURNOVERS</b>	31		at Cincinnati (02/02/2020)
	25		at Wichita St. (01/22/2020)
<b>FOULS</b>	29		vs FGCU (N) (11/29/2019)
	28		at Baylor (11/19/2019)



**2019-20 South Fla. Women's Basketball  
Team High/Low Analysis  
All games**

Page 2/4  
as of Feb 02, 2020

**Opponent - Game Highs**

<b>POINTS</b>	86		vs Mississippi St. (N) (12/19/2019)
	81		vs FGCU (N) (11/29/2019)
	69		at Temple (01/16/2020)
	68		Cincinnati (01/05/2020)
	67		vs Notre Dame (N) (11/30/2019)
<b>FIELD GOALS MADE</b>	30		vs Mississippi St. (N) (12/19/2019)
	27		Cincinnati (01/05/2020)
<b>FIELD GOAL ATTEMPTS</b>	71		at Cincinnati (02/02/2020)
	65		vs Mississippi St. (N) (12/19/2019)
<b>FIELD GOAL PERCENTAGE</b>	.489	(23-47)	vs South Dakota St. (N) (11/28/2019)
	.482	(27-56)	Cincinnati (01/05/2020)
<b>3 PT FG MADE</b>	12		Brown (12/30/2019)
	12		vs FGCU (N) (11/29/2019)
<b>3 PT FG ATTEMPTS</b>	33		Idaho (12/15/2019)
	33		vs FGCU (N) (11/29/2019)
<b>3 PT FG PERCENTAGE</b>	.500	(7-14)	at UNLV (12/21/2019)
	.500	(4-8)	UCF (01/19/2020)
	.500	(3-6)	Cincinnati (01/05/2020)
<b>FREE THROWS MADE</b>	25		vs FGCU (N) (11/29/2019)
	25		at Baylor (11/19/2019)
<b>FREE THROW ATTEMPTS</b>	39		at Baylor (11/19/2019)
	33		vs FGCU (N) (11/29/2019)
<b>FREE THROW PERCENTAGE</b>	1.000	(5-5)	Idaho (12/15/2019)
	.889	(16-18)	at UNLV (12/21/2019)
<b>REBOUNDS</b>	44		UCF (01/19/2020)
	39		vs Mississippi St. (N) (12/19/2019)
<b>ASSISTS</b>	17		Idaho (12/15/2019)
	16		vs Mississippi St. (N) (12/19/2019)
	16		vs FGCU (N) (11/29/2019)
<b>STEALS</b>	15		at Cincinnati (02/02/2020)
	15		vs Mississippi St. (N) (12/19/2019)
<b>BLOCKED SHOTS</b>	7		at Baylor (11/19/2019)
	5		Howard (11/12/2019)
<b>TURNOVERS</b>	25		Saint Francis (PA) (11/24/2019)
	21		Howard (11/12/2019)
<b>FOULS</b>	23		Howard (11/12/2019)
	21		Cincinnati (01/05/2020)
	21		vs FGCU (N) (11/29/2019)
	21		Texas (11/08/2019)





**2019-20 South Fla. Women's Basketball**  
**Team High/Low Analysis**  
**All games**

Page 3/4  
as of Feb 02, 2020

**South Fla. - Game Lows**

<b>POINTS</b>	46		at Baylor (11/19/2019)
	50		vs South Dakota St. (N) (11/28/2019)
	51		at UNLV (12/21/2019)
	51		vs Notre Dame (N) (11/30/2019)
	55		at Cincinnati (02/02/2020)
<b>FIELD GOALS MADE</b>	17		at Cincinnati (02/02/2020)
	17		at Baylor (11/19/2019)
<b>FIELD GOAL ATTEMPTS</b>	46		at Cincinnati (02/02/2020)
	47		at Tulsa (01/12/2020)
<b>FIELD GOAL PERCENTAGE</b>	.278	(20-72)	vs Notre Dame (N) (11/30/2019)
	.288	(17-59)	at Baylor (11/19/2019)
<b>3 PT FG MADE</b>	4		vs South Dakota St. (N) (11/28/2019)
	4		Saint Francis (PA) (11/24/2019)
<b>3 PT FG ATTEMPTS</b>	15		at Wichita St. (01/22/2020)
	16		Houston (01/29/2020)
	16		at Temple (01/16/2020)
	16		Saint Francis (PA) (11/24/2019)
<b>3 PT FG PERCENTAGE</b>	.138	(4-29)	vs South Dakota St. (N) (11/28/2019)
	.192	(5-26)	at UNLV (12/21/2019)
<b>FREE THROWS MADE</b>	1		Alabama St. (12/06/2019)
	3		vs Notre Dame (N) (11/30/2019)
<b>FREE THROW ATTEMPTS</b>	5		Alabama St. (12/06/2019)
	5		vs Notre Dame (N) (11/30/2019)
<b>FREE THROW PERCENTAGE</b>	.200	(1-5)	Alabama St. (12/06/2019)
	.385	(5-13)	at Baylor (11/19/2019)
<b>REBOUNDS</b>	32		UCF (01/19/2020)
	34		vs South Dakota St. (N) (11/28/2019)
	34		Texas (11/08/2019)
<b>ASSISTS</b>	8		vs South Dakota St. (N) (11/28/2019)
	9		at UNLV (12/21/2019)
<b>STEALS</b>	3		Idaho (12/15/2019)
	3		vs Notre Dame (N) (11/30/2019)
	3		Texas (11/08/2019)
<b>BLOCKED SHOTS</b>	0		Tulane (01/25/2020)
	1		Howard (11/12/2019)
<b>TURNOVERS</b>	11		Brown (12/30/2019)
	12		at Temple (01/16/2020)
	12		Idaho (12/15/2019)
<b>FOULS</b>	10		Idaho (12/15/2019)
	11		Saint Francis (PA) (11/24/2019)
	11		Jacksonville (11/05/2019)



**2019-20 South Fla. Women's Basketball**  
**Team High/Low Analysis**  
**All games**

Page 4/4  
as of Feb 02, 2020

**Opponent - Game Lows**

<b>POINTS</b>	23	Saint Francis (PA) (11/24/2019)
	29	Alabama St. (12/06/2019)
	39	Jacksonville (11/05/2019)
	45	Houston (01/29/2020)
	50	at Wichita St. (01/22/2020)
<b>FIELD GOALS MADE</b>	5	Saint Francis (PA) (11/24/2019)
	10	Alabama St. (12/06/2019)
<b>FIELD GOAL ATTEMPTS</b>	37	Saint Francis (PA) (11/24/2019)
	44	VCU (11/15/2019)
<b>FIELD GOAL PERCENTAGE</b>	.135 (5-37)	Saint Francis (PA) (11/24/2019)
	.169 (10-59)	Alabama St. (12/06/2019)
<b>3 PT FG MADE</b>	0	at Cincinnati (02/02/2020)
	1	at Baylor (11/19/2019)
	1	Texas (11/08/2019)
<b>3 PT FG ATTEMPTS</b>	6	Cincinnati (01/05/2020)
	6	at Baylor (11/19/2019)
<b>3 PT FG PERCENTAGE</b>	.000 (0-9)	at Cincinnati (02/02/2020)
	.111 (1-9)	Texas (11/08/2019)
<b>FREE THROWS MADE</b>	5	Idaho (12/15/2019)
	5	Jacksonville (11/05/2019)
<b>FREE THROW ATTEMPTS</b>	5	Idaho (12/15/2019)
	10	Jacksonville (11/05/2019)
<b>FREE THROW PERCENTAGE</b>	.500 (11-22)	vs Notre Dame (N) (11/30/2019)
	.500 (6-12)	Alabama St. (12/06/2019)
	.500 (5-10)	Jacksonville (11/05/2019)
<b>REBOUNDS</b>	27	Cincinnati (01/05/2020)
	27	VCU (11/15/2019)
<b>ASSISTS</b>	2	Saint Francis (PA) (11/24/2019)
	4	Houston (01/29/2020)
	4	Howard (11/12/2019)
<b>STEALS</b>	2	Cincinnati (01/05/2020)
	3	Tulane (01/25/2020)
	3	Brown (12/30/2019)
	3	Idaho (12/15/2019)
	3	Howard (11/12/2019)
<b>BLOCKED SHOTS</b>	0	at UNLV (12/21/2019)
	0	Alabama St. (12/06/2019)
	0	vs FGCU (N) (11/29/2019)
<b>TURNOVERS</b>	7	Idaho (12/15/2019)
	10	vs FGCU (N) (11/29/2019)
<b>FOULS</b>	10	Alabama St. (12/06/2019)
	11	vs South Dakota St. (N) (11/28/2019)



**2019-20 South Fla. Women's Basketball**  
**Player Highs Analysis**  
**All games**

Page 1/4  
as of Feb 02, 2020

**South Fla. - Individual Game Highs**

<b>POINTS</b>	23		Elisa Pinzan vs UCF (01/19/2020)
	20		Elena Tsineke vs Houston (01/29/2020)
	20		Elena Tsineke at Temple (01/16/2020)
	20		Sydni Harvey at Tulsa (01/12/2020)
	20		Maria Alvarez vs VCU (11/15/2019)
	20		Enna Pehadzic vs Jacksonville (11/05/2019)
<b>FIELD GOALS MADE</b>	9		Elena Tsineke vs Houston (01/29/2020)
	8		Elisa Pinzan vs UCF (01/19/2020)
<b>FIELD GOAL ATTEMPTS</b>	19		Elena Tsineke vs Houston (01/29/2020)
	16		Kristyna Brabencova vs Cincinnati (01/05/2020)
	16		Kristyna Brabencova vs Mississippi St. (N) (12/19/2019)
<b>FIELD GOAL PERCENTAGE (min 5 made)</b>	.857	(6-7)	Bethy Mununga vs VCU (11/15/2019)
	.833	(5-6)	Tamara Henshaw vs Saint Francis (PA) (11/24/2019)
<b>3 PT FG MADE</b>	7		Elisa Pinzan vs UCF (01/19/2020)
	6		Sydni Harvey at Tulsa (01/12/2020)
	6		Maria Alvarez vs Alabama St. (12/06/2019)
	6		Enna Pehadzic vs Jacksonville (11/05/2019)
<b>3 PT FG ATTEMPTS</b>	13		Maria Alvarez vs Notre Dame (N) (11/30/2019)
	12		Elisa Pinzan vs UCF (01/19/2020)
	12		Elena Tsineke vs Notre Dame (N) (11/30/2019)
<b>3 PT FG PERCENTAGE (min 2 made)</b>	.857	(6-7)	Sydni Harvey at Tulsa (01/12/2020)
	.714	(5-7)	Maria Alvarez vs VCU (11/15/2019)
<b>FREE THROWS MADE</b>	8		Sydni Harvey at Temple (01/16/2020)
	7		Sydni Harvey vs Cincinnati (01/05/2020)
	7		Elena Tsineke vs FGCU (N) (11/29/2019)
	7		Elisa Pinzan vs Texas (11/08/2019)
<b>FREE THROW ATTEMPTS</b>	11		Sydni Harvey at Temple (01/16/2020)
	9		Shae Leverett vs Idaho (12/15/2019)
<b>FREE THROW PERCENTAGE (min 3 made)</b>	1.000	(7-7)	Sydni Harvey vs Cincinnati (01/05/2020)
	1.000	(6-6)	Elisa Pinzan vs Tulane (01/25/2020)
	1.000	(6-6)	Elena Tsineke vs Cincinnati (01/05/2020)
	1.000	(6-6)	Bethy Mununga vs Brown (12/30/2019)
	1.000	(5-5)	Sydni Harvey vs Houston (01/29/2020)
	1.000	(5-5)	Bethy Mununga vs South Dakota St. (N) (11/28/2019)
	1.000	(4-4)	Sydni Harvey vs UCF (01/19/2020)
	1.000	(4-4)	Bethy Mununga at Temple (01/16/2020)
	1.000	(4-4)	Elena Tsineke vs Idaho (12/15/2019)
	1.000	(3-3)	Kristyna Brabencova at Tulsa (01/12/2020)
<b>REBOUNDS</b>	15		Bethy Mununga at Wichita St. (01/22/2020)
	15		Tamara Henshaw vs Alabama St. (12/06/2019)
<b>ASSISTS</b>	8		Elisa Pinzan vs VCU (11/15/2019)
	7		Elisa Pinzan at Wichita St. (01/22/2020)
	7		Elisa Pinzan at Temple (01/16/2020)
	7		Elisa Pinzan at Tulsa (01/12/2020)
	7		Kristyna Brabencova vs Cincinnati (01/05/2020)
	7		Elisa Pinzan vs Alabama St. (12/06/2019)
<b>STEALS</b>	5		Elisa Pinzan at Wichita St. (01/22/2020)
	4		Elena Tsineke vs Tulane (01/25/2020)
<b>BLOCKED SHOTS</b>	4		Bethy Mununga at Wichita St. (01/22/2020)
	3		Shae Leverett at Cincinnati (02/02/2020)
	3		Kristyna Brabencova vs Brown (12/30/2019)
	3		Bethy Mununga vs Brown (12/30/2019)
	3		Kristyna Brabencova vs Mississippi St. (N) (12/19/2019)
	3		Beatriz Jordao vs Alabama St. (12/06/2019)
	3		Bethy Mununga vs Texas (11/08/2019)



2019-20 South Fla. Women's Basketball  
Player Highs Analysis  
All games

Page 2/4  
as of Feb 02, 2020

South Fla. - Individual Game Highs

TURNOVERS	6	Elena Tsineke at Cincinnati (02/02/2020)
	6	Elisa Pinzan at Cincinnati (02/02/2020)
	6	Elisa Pinzan at Wichita St. (01/22/2020)
FOULS	5	Sydni Harvey at Cincinnati (02/02/2020)
	5	Shae Leverett vs Mississippi St. (N) (12/19/2019)
	5	Elisa Pinzan vs FGCU (N) (11/29/2019)
	5	Maria Alvarez vs FGCU (N) (11/29/2019)
	5	Tamara Henshaw at Baylor (11/19/2019)
	5	Kristyna Brabencova at Baylor (11/19/2019)
	5	Shae Leverett at Baylor (11/19/2019)



**2019-20 South Fla. Women's Basketball**  
**Player Highs Analysis**  
**All games**

Page 3/4  
as of Feb 02, 2020

**Opponent - Individual Game Highs**

<b>POINTS</b>	28		Kay Kay Wright vs UCF (01/19/2020)
	26		Justine Gaziano vs Brown (12/30/2019)
	25		Mia Davis at Temple (01/16/2020)
	23		Ilmar'I Thomas vs Cincinnati (01/05/2020)
	23		Nasrin Ulel vs FGCU (N) (11/29/2019)
<b>FIELD GOALS MADE</b>	10		Ilmar'I Thomas vs Cincinnati (01/05/2020)
	9		Kay Kay Wright vs UCF (01/19/2020)
	9		Mia Davis at Temple (01/16/2020)
	9		Nasrin Ulel vs FGCU (N) (11/29/2019)
<b>FIELD GOAL ATTEMPTS</b>	22		Nasrin Ulel vs FGCU (N) (11/29/2019)
	21		Kay Kay Wright vs UCF (01/19/2020)
<b>FIELD GOAL PERCENTAGE (min 5 made)</b>	.857	(6-7)	Lizzy Klinker vs Idaho (12/15/2019)
	.857	(6-7)	Anaya Peoples vs Notre Dame (N) (11/30/2019)
<b>3 PT FG MADE</b>	6		Justine Gaziano vs Brown (12/30/2019)
	5		Alexis Gaulden at Tulsa (01/12/2020)
	5		Chloe Bibby vs Mississippi St. (N) (12/19/2019)
	5		Nasrin Ulel vs FGCU (N) (11/29/2019)
<b>3 PT FG ATTEMPTS</b>	14		Nasrin Ulel vs FGCU (N) (11/29/2019)
	12		Justine Gaziano vs Brown (12/30/2019)
<b>3 PT FG PERCENTAGE (min 2 made)</b>	1.000	(3-3)	Mia Davis at Temple (01/16/2020)
	1.000	(2-2)	Asonah Alexander at Temple (01/16/2020)
	1.000	(2-2)	Lizzy Klinker vs Idaho (12/15/2019)
	1.000	(2-2)	Tera Reed vs VCU (11/15/2019)
<b>FREE THROWS MADE</b>	9		Latecia Smith at UNLV (12/21/2019)
	9		Ashli O'Neal vs FGCU (N) (11/29/2019)
<b>FREE THROW ATTEMPTS</b>	11		Keri Jewett-Giles vs FGCU (N) (11/29/2019)
	10		Latecia Smith at UNLV (12/21/2019)
	10		Ashli O'Neal vs FGCU (N) (11/29/2019)
<b>FREE THROW PERCENTAGE (min 3 made)</b>	1.000	(8-8)	Davion Wingate vs FGCU (N) (11/29/2019)
	1.000	(5-5)	Karson Swogger vs Saint Francis (PA) (11/24/2019)
	1.000	(4-4)	Alexis Gaulden at Tulsa (01/12/2020)
<b>REBOUNDS</b>	11		Charli Collier vs Texas (11/08/2019)
	10		Rickea Jackson vs Mississippi St. (N) (12/19/2019)
	10		Tytionia Adderly vs FGCU (N) (11/29/2019)
	10		Queen Egbo at Baylor (11/19/2019)
	10		Krislyn Marsh vs Howard (11/12/2019)
	10		Joyner Holmes vs Texas (11/08/2019)
<b>ASSISTS</b>	8		Gina Marxen vs Idaho (12/15/2019)
	7		Didi Richards at Baylor (11/19/2019)
<b>STEALS</b>	8		Antoinette Miller at Cincinnati (02/02/2020)
	6		Alexis Gaulden at Tulsa (01/12/2020)
	6		Latecia Smith at UNLV (12/21/2019)
<b>BLOCKED SHOTS</b>	3		Erin DeGrate at Baylor (11/19/2019)
	2		Angel Rizer at Cincinnati (02/02/2020)
	2		Courtajia Sanders vs UCF (01/19/2020)
	2		Angel Rizer vs Cincinnati (01/05/2020)
	2		Jordan Danberry vs Mississippi St. (N) (12/19/2019)
	2		Didi Richards at Baylor (11/19/2019)
	2		Sofya Pashigoreva vs VCU (11/15/2019)
	2		Imani Bryant vs Howard (11/12/2019)
	2		Jayla Myles vs Howard (11/12/2019)
	2		Jayla Myles vs Howard (11/12/2019)
<b>TURNOVERS</b>	9		Ayonna Williams vs Howard (11/12/2019)
	7		Alexis Gaulden at Tulsa (01/12/2020)





2019-20 South Fla. Women's Basketball  
Player Highs Analysis  
All games

Page 4/4  
as of Feb 02, 2020

Opponent - Individual Game Highs

FOULS	5	Sam Rodgers at Cincinnati (02/02/2020)
	5	Mia Heide vs Tulane (01/25/2020)
	5	Natalie Klinker vs Idaho (12/15/2019)
	5	Marta Snizek vs Notre Dame (N) (11/30/2019)
	5	Davion Wingate vs FGCU (N) (11/29/2019)
	5	Queen Egbo at Baylor (11/19/2019)
	5	Sarah Edmond vs Howard (11/12/2019)
	5	Celeste Taylor vs Texas (11/08/2019)
	5	Shekinah Rachel vs Jacksonville (11/05/2019)
	5	Jada Perry vs Jacksonville (11/05/2019)



**2019-20 South Fla. Women's Basketball  
Individual Game-by-Game  
All games**

Page 1/13  
as of Feb 02, 2020

**#0 PEHADZIC, Enna**

Opponent	Date	GS	MIN	Total		3-Pointers		Free throws		Rebounds				PF	A	T/O	BLK	STL	PTS	AVG
				FG-FGA	PCT	3FG-3FGA	PCT	FT-FTA	PCT	OFF	DEF	TOT	AVG							
Jacksonville	11/05/2019	*	21:11	6-12	.500	6-9	.667	2-5	.400	1	0	1	1.0	2	0	2	0	0	20	20.0
Texas	11/08/2019	*	29:51	5-13	.385	3-10	.300	3-4	.750	0	3	3	2.0	3	1	0	0	2	16	18.0
Howard	11/12/2019	*	22:05	5-12	.417	4-8	.500	2-2	1.000	0	2	2	2.0	2	0	1	0	0	16	17.3
VCU	11/15/2019	*	20:05	3-9	.333	3-5	.600	1-2	.500	1	1	2	2.0	1	2	0	0	0	10	15.5
at Baylor	11/19/2019	*	27:60	1-10	.100	1-6	.167	0-2	.000	3	1	4	2.4	3	2	3	0	2	3	13.0
Saint Francis (PA)	11/24/2019	*	17:26	2-6	.333	2-4	.500	0-0	.000	0	1	1	2.2	1	0	0	0	0	6	11.8
vs South Dakota St.	11/28/2019	*	24:51	2-9	.222	1-8	.125	0-0	.000	0	0	0	1.9	1	1	2	0	1	5	10.9
vs FGCU	11/29/2019		14:49	0-2	.000	0-2	.000	0-0	.000	1	1	2	1.9	1	1	2	0	1	0	9.5
vs Notre Dame	11/30/2019		21:07	2-9	.222	2-7	.286	0-0	.000	3	2	5	2.2	3	2	0	0	0	6	9.1
Alabama St.	12/06/2019		17:12	2-6	.333	1-4	.250	0-0	.000	2	2	4	2.4	1	2	1	0	1	5	8.7
Idaho	12/15/2019	*	17:36	0-10	.000	0-6	.000	0-0	.000	1	2	3	2.5	1	0	0	0	0	0	7.9
vs Mississippi St.	12/19/2019	*	17:39	1-7	.143	1-4	.250	2-2	1.000	1	3	4	2.6	0	0	2	0	0	5	7.7
at UNLV	12/21/2019		16:28	2-5	.400	1-4	.250	2-2	1.000	0	3	3	2.6	3	0	4	0	1	7	7.6
Brown	12/30/2019		13:49	1-3	.333	1-3	.333	0-0	.000	0	2	2	2.6	0	2	0	0	0	3	7.3
Cincinnati	01/05/2020		01:23	0-0	.000	0-0	.000	0-0	.000	0	0	0	2.4	0	0	0	0	0	0	6.8
at Tulsa	01/12/2020		12:13	2-4	.500	0-1	.000	0-0	.000	1	1	2	2.4	1	0	2	0	1	4	6.6
at Temple	01/16/2020		03:09	0-0	.000	0-0	.000	0-0	.000	0	0	0	2.2	0	0	0	0	0	0	6.2
Houston	01/29/2020		10:60	0-4	.000	0-1	.000	0-0	.000	1	0	1	2.2	0	1	0	0	0	0	5.9
at Cincinnati	02/02/2020		01:35	0-1	.000	0-1	.000	0-0	.000	0	0	0	2.1	0	0	0	0	0	0	5.6
<b>Totals</b>		<b>9</b>	<b>311:29</b>	<b>34-122</b>	<b>.279</b>	<b>26-83</b>	<b>.313</b>	<b>12-19</b>	<b>.632</b>	<b>15</b>	<b>24</b>	<b>39</b>	<b>2.1</b>	<b>23</b>	<b>14</b>	<b>19</b>	<b>0</b>	<b>9</b>	<b>106</b>	<b>5.6</b>

**Player Averages**

Games Played	Minutes/game	Points/game	FG Pct	3FG Pct	FT Pct	Rebounds/game	Assists/game	Turnovers/game	Assist/Turnover ratio	Steals/game	Blocks/game
19	16.4	5.6	27.9	31.3	63.2	2.1	0.7	1.0	0.7	0.5	0.0



**2019-20 South Fla. Women's Basketball  
Individual Game-by-Game  
All games**

Page 2/13  
as of Feb 02, 2020

**#1 ALVAREZ, Maria**

Opponent	Date	GS	MIN	Total		3-Pointers		Free throws		Rebounds				PF	A	T/O	BLK	STL	PTS	AVG
				FG-FGA	PCT	3FG-3FGA	PCT	FT-FTA	PCT	OFF	DEF	TOT	AVG							
Jacksonville	11/05/2019		27:53	4-9	.444	3-8	.375	0-1	.000	2	1	3	3.0	1	5	5	0	2	11	11.0
Texas	11/08/2019		20:31	3-12	.250	2-8	.250	0-2	.000	0	2	2	2.5	1	2	1	0	0	8	9.5
Howard	11/12/2019		23:49	4-8	.500	2-6	.333	1-4	.250	0	4	4	3.0	0	4	0	0	1	11	10.0
VCU	11/15/2019		29:44	7-10	.700	5-7	.714	1-2	.500	0	1	1	2.5	4	3	3	0	2	20	12.5
at Baylor	11/19/2019	*	28:39	2-9	.222	1-8	.125	1-2	.500	0	2	2	2.4	3	1	1	0	2	6	11.2
Saint Francis (PA)	11/24/2019	*	25:08	0-4	.000	0-3	.000	0-0	.000	1	1	2	2.3	2	2	1	0	1	0	9.3
vs South Dakota St.	11/28/2019		24:57	1-7	.143	0-6	.000	0-0	.000	0	1	1	2.1	3	2	1	0	1	2	8.3
vs FGCU	11/29/2019		27:44	4-11	.364	4-9	.444	2-3	.667	0	2	2	2.1	5	6	2	0	0	14	9.0
vs Notre Dame	11/30/2019	*	26:08	3-14	.214	2-13	.154	0-0	.000	2	1	3	2.2	1	2	2	0	1	8	8.9
Alabama St.	12/06/2019		23:55	6-11	.545	6-11	.545	0-0	.000	1	2	3	2.3	0	3	0	0	0	18	9.8
Idaho	12/15/2019	*	37:02	4-9	.444	4-7	.571	2-2	1.000	0	4	4	2.5	1	4	0	0	0	14	10.2
vs Mississippi St.	12/19/2019	*	32:50	4-10	.400	4-8	.500	0-0	.000	0	6	6	2.8	3	6	3	0	1	12	10.3
at UNLV	12/21/2019	*	34:47	1-6	.167	1-5	.200	0-0	.000	1	5	6	3.0	0	4	5	0	1	3	9.8
Brown	12/30/2019	*	24:57	0-6	.000	0-6	.000	3-4	.750	0	1	1	2.9	0	2	0	0	2	3	9.3
Cincinnati	01/05/2020	*	21:41	1-5	.200	0-3	.000	0-0	.000	0	4	4	2.9	2	3	1	0	1	2	8.8
<b>Totals</b>		<b>8</b>	<b>409:45</b>	<b>44-131</b>	<b>.336</b>	<b>34-108</b>	<b>.315</b>	<b>10-20</b>	<b>.500</b>	<b>7</b>	<b>37</b>	<b>44</b>	<b>2.9</b>	<b>26</b>	<b>49</b>	<b>25</b>	<b>0</b>	<b>15</b>	<b>132</b>	<b>8.8</b>

**Player Averages**

Games Played	Minutes/game	Points/game	FG Pct	3FG Pct	FT Pct	Rebounds/game	Assists/game	Turnovers/game	Assist/Turnover ratio	Steals/game	Blocks/game
15	27.3	8.8	33.6	31.5	50.0	2.9	3.3	1.7	2.0	1.0	0.0



2019-20 South Fla. Women's Basketball  
Individual Game-by-Game  
All games

Page 3/13  
as of Feb 02, 2020

#2 LAZIC, Mihaela

Opponent	Date	GS	MIN	Total		3-Pointers		Free throws		Rebounds											
				FG-FGA	PCT	3FG-3FGA	PCT	FT-FTA	PCT	OFF	DEF	TOT	AVG	PF	A	T/O	BLK	STL	PTS	AVG	
Jacksonville	11/05/2019		08:28	0-1	.000	0-1	.000	0-0	.000	0	2	2	2.0	1	0	0	0	0	0	0.0	
Totals		0	08:28	0-1	.000	0-1	.000	0-0	.000	0	2	2	2.0	1	0	0	0	0	0	0.0	

Player Averages

Games Played	Minutes/ game	Points/ game	FG Pct	3FG Pct	FT Pct	Rebounds/ game	Assists/ game	Turnovers/ game	Assist/Turnover ratio	Steals/ game	Blocks/ game
1	8.5	0.0	0.0	0.0	0.0	2.0	0.0	0.0	0.0	0.0	0.0



**2019-20 South Fla. Women's Basketball**  
**Individual Game-by-Game**  
**All games**

Page 4/13  
as of Feb 02, 2020

**#3 HARVEY, Sydni**

Opponent	Date	GS	MIN	Total		3-Pointers		Free throws		Rebounds				PF	A	T/O	BLK	STL	PTS	AVG
				FG-FGA	PCT	3FG-3FGA	PCT	FT-FTA	PCT	OFF	DEF	TOT	AVG							
Idaho	12/15/2019		14:29	3-5	.600	0-1	.000	2-2	1.000	0	0	0	0.0	0	3	0	0	2	8	8.0
vs Mississippi St.	12/19/2019		17:17	2-8	.250	1-2	.500	3-4	.750	1	1	2	1.0	3	1	5	0	1	8	8.0
at UNLV	12/21/2019	*	18:05	2-6	.333	1-3	.333	0-0	.000	0	0	0	0.7	2	0	2	0	1	5	7.0
Brown	12/30/2019	*	14:22	0-2	.000	0-1	.000	0-0	.000	0	1	1	0.8	1	2	0	0	0	0	5.3
Cincinnati	01/05/2020		24:15	4-12	.333	3-6	.500	7-7	1.000	0	0	0	0.6	1	1	3	0	1	18	7.8
at Tulsa	01/12/2020	*	25:25	6-11	.545	6-7	.857	2-2	1.000	0	3	3	1.0	3	1	3	0	2	20	9.8
at Temple	01/16/2020	*	27:11	5-10	.500	1-2	.500	8-11	.727	1	0	1	1.0	1	0	1	0	1	19	11.1
UCF	01/19/2020	*	30:50	1-8	.125	1-4	.250	4-4	1.000	1	0	1	1.0	3	2	3	1	2	7	10.6
at Wichita St.	01/22/2020		21:45	2-6	.333	2-4	.500	1-2	.500	1	1	2	1.1	2	0	2	0	2	7	10.2
Tulane	01/25/2020		18:51	4-9	.444	3-6	.500	5-6	.833	1	1	2	1.2	2	1	1	0	0	16	10.8
Houston	01/29/2020		23:51	4-9	.444	2-5	.400	5-5	1.000	0	0	0	1.1	3	3	1	0	1	15	11.2
at Cincinnati	02/02/2020	*	29:50	3-10	.300	1-3	.333	3-6	.500	0	1	1	1.1	5	1	4	0	0	10	11.1
<b>Totals</b>		<b>6</b>	<b>266:11</b>	<b>36-96</b>	<b>.375</b>	<b>21-44</b>	<b>.477</b>	<b>40-49</b>	<b>.816</b>	<b>5</b>	<b>8</b>	<b>13</b>	<b>1.1</b>	<b>26</b>	<b>15</b>	<b>25</b>	<b>1</b>	<b>13</b>	<b>133</b>	<b>11.1</b>

**Player Averages**

Games Played	Minutes/ game	Points/ game	FG Pct	3FG Pct	FT Pct	Rebounds/ game	Assists/ game	Turnovers/ game	Assist/Turnover ratio	Steals/ game	Blocks/ game
12	22.2	11.1	37.5	47.7	81.6	1.1	1.3	2.1	0.6	1.1	0.1





**2019-20 South Fla. Women's Basketball  
Individual Game-by-Game  
All games**

Page 5/13  
as of Feb 02, 2020

**#4 PINZAN, Elisa**

Opponent	Date	GS	MIN	Total		3-Pointers		Free throws		Rebounds				PF	A	T/O	BLK	STL	PTS	AVG
				FG-FGA	PCT	3FG-3FGA	PCT	FT-FTA	PCT	OFF	DEF	TOT	AVG							
Jacksonville	11/05/2019	*	28:30	4-10	.400	1-4	.250	0-0	.000	1	6	7	7.0	0	5	0	0	1	9	9.0
Texas	11/08/2019	*	40:00	1-7	.143	0-2	.000	7-8	.875	0	3	3	5.0	2	5	4	0	0	9	9.0
Howard	11/12/2019	*	30:03	2-9	.222	1-3	.333	0-0	.000	1	3	4	4.7	1	4	3	0	2	5	7.7
VCU	11/15/2019	*	34:36	5-12	.417	2-5	.400	1-2	.500	0	4	4	4.5	0	8	2	0	3	13	9.0
at Baylor	11/19/2019	*	39:11	5-14	.357	4-7	.571	0-0	.000	0	1	1	3.8	1	6	3	0	2	14	10.0
Saint Francis (PA)	11/24/2019	*	20:41	2-3	.667	0-1	.000	0-0	.000	0	1	1	3.3	0	2	2	0	0	4	9.0
vs South Dakota St.	11/28/2019	*	34:57	3-11	.273	1-8	.125	0-0	.000	0	0	0	2.9	1	2	1	0	3	7	8.7
vs FGCU	11/29/2019	*	22:13	2-4	.500	2-3	.667	0-0	.000	0	3	3	2.9	5	0	3	0	0	6	8.4
vs Notre Dame	11/30/2019		22:22	2-11	.182	0-7	.000	0-1	.000	0	0	0	2.6	1	3	3	1	0	4	7.9
Alabama St.	12/06/2019	*	27:33	3-7	.429	3-5	.600	0-0	.000	1	1	2	2.5	1	7	2	0	0	9	8.0
at Tulsa	01/12/2020		31:40	2-6	.333	1-5	.200	3-4	.750	0	2	2	2.5	0	7	5	0	0	8	8.0
at Temple	01/16/2020		29:35	0-3	.000	0-2	.000	2-2	1.000	1	4	5	2.7	1	7	2	0	1	2	7.5
UCF	01/19/2020	*	40:00	8-15	.533	7-12	.583	0-0	.000	0	1	1	2.5	0	5	1	0	2	23	8.7
at Wichita St.	01/22/2020	*	38:21	4-11	.364	1-4	.250	0-0	.000	0	3	3	2.6	1	7	6	0	5	9	8.7
Tulane	01/25/2020	*	40:00	2-7	.286	2-5	.400	6-6	1.000	0	3	3	2.6	0	6	3	0	0	12	8.9
Houston	01/29/2020	*	33:40	2-5	.400	2-4	.500	0-0	.000	0	1	1	2.5	0	3	4	0	1	6	8.8
at Cincinnati	02/02/2020	*	40:00	5-10	.500	3-7	.429	6-8	.750	0	4	4	2.6	1	4	6	0	3	19	9.4
Totals		14	553:23	52-145	.359	30-84	.357	25-31	.806	4	40	44	2.6	15	81	50	1	23	159	9.4

**Player Averages**

Games Played	Minutes/game	Points/game	FG Pct	3FG Pct	FT Pct	Rebounds/game	Assists/game	Turnovers/game	Assist/Turnover ratio	Steals/game	Blocks/game
17	32.6	9.4	35.9	35.7	80.6	2.6	4.8	2.9	1.6	1.4	0.1



**2019-20 South Fla. Women's Basketball  
Individual Game-by-Game  
All games**

Page 6/13  
as of Feb 02, 2020

**#5 TSINEKE, Elena**

Opponent	Date	GS	MIN	Total		3-Pointers		Free throws		Rebounds				PF	A	T/O	BLK	STL	PTS	AVG
				FG-FGA	PCT	3FG-3FGA	PCT	FT-FTA	PCT	OFF	DEF	TOT	AVG							
Saint Francis (PA)	11/24/2019		20:33	4-8	.500	1-2	.500	4-5	.800	1	0	1	1.0	1	0	2	0	1	13	13.0
vs South Dakota St.	11/28/2019		13:01	2-4	.500	0-1	.000	0-0	.000	1	2	3	2.0	2	0	3	0	0	4	8.5
vs FGCU	11/29/2019	*	28:46	5-9	.556	2-4	.500	7-8	.875	0	0	0	1.3	4	2	3	0	2	19	12.0
vs Notre Dame	11/30/2019	*	31:53	4-14	.286	4-12	.333	0-0	.000	1	3	4	2.0	2	0	2	0	0	12	12.0
Alabama St.	12/06/2019	*	20:21	6-11	.545	3-7	.429	0-0	.000	1	0	1	1.8	3	1	2	1	0	15	12.6
Idaho	12/15/2019	*	21:45	4-13	.308	0-3	.000	4-4	1.000	2	1	3	2.0	1	1	3	0	0	12	12.5
vs Mississippi St.	12/19/2019	*	21:48	4-11	.364	1-4	.250	1-2	.500	1	2	3	2.1	3	2	5	0	2	10	12.1
at UNLV	12/21/2019		13:60	2-7	.286	1-4	.250	2-2	1.000	0	0	0	1.9	2	1	1	0	0	7	11.5
Brown	12/30/2019		27:17	6-13	.462	3-7	.429	2-3	.667	0	1	1	1.8	4	1	2	0	1	17	12.1
Cincinnati	01/05/2020	*	36:26	5-10	.500	3-7	.429	6-6	1.000	2	1	3	1.9	1	4	2	0	0	19	12.8
at Tulsa	01/12/2020	*	17:01	1-4	.250	0-1	.000	2-3	.667	0	1	1	1.8	2	2	3	1	0	4	12.0
at Temple	01/16/2020	*	31:48	7-15	.467	4-7	.571	2-2	1.000	1	4	5	2.1	4	2	2	0	1	20	12.7
UCF	01/19/2020		12:17	0-3	.000	0-2	.000	0-0	.000	0	1	1	2.0	1	1	0	0	0	0	11.7
at Wichita St.	01/22/2020	*	18:00	2-7	.286	1-4	.250	1-1	1.000	0	2	2	2.0	2	2	5	0	1	6	11.3
Tulane	01/25/2020	*	32:47	6-12	.500	2-6	.333	0-0	.000	0	1	1	1.9	1	2	0	0	4	14	11.5
Houston	01/29/2020	*	30:56	9-19	.474	1-4	.250	1-1	1.000	1	0	1	1.9	1	0	2	1	1	20	12.0
at Cincinnati	02/02/2020	*	37:21	4-12	.333	1-5	.200	2-2	1.000	0	2	2	1.9	2	3	6	0	1	11	11.9
<b>Totals</b>		<b>12</b>	<b>415:59</b>	<b>71-172</b>	<b>.413</b>	<b>27-80</b>	<b>.338</b>	<b>34-39</b>	<b>.872</b>	<b>11</b>	<b>21</b>	<b>32</b>	<b>1.9</b>	<b>36</b>	<b>24</b>	<b>43</b>	<b>3</b>	<b>14</b>	<b>203</b>	<b>11.9</b>

**Player Averages**

Games Played	Minutes/ game	Points/ game	FG Pct	3FG Pct	FT Pct	Rebounds/ game	Assists/ game	Turnovers/ game	Assist/Turnover ratio	Steals/ game	Blocks/ game
17	24.5	11.9	41.3	33.8	87.2	1.9	1.4	2.5	0.6	0.8	0.2



**2019-20 South Fla. Women's Basketball  
Individual Game-by-Game  
All games**

Page 7/13  
as of Feb 02, 2020

**#12 BERMEJO, Cristina**

Opponent	Date	GS	MIN	Total		3-Pointers		Free throws		Rebounds				PF	A	T/O	BLK	STL	PTS	AVG
				FG-FGA	PCT	3FG-3FGA	PCT	FT-FTA	PCT	OFF	DEF	TOT	AVG							
Jacksonville	11/05/2019		12:21	1-3	.333	0-1	.000	0-0	.000	0	4	4	4.0	2	1	1	2	1	2	2.0
Howard	11/12/2019		11:35	0-2	.000	0-2	.000	0-0	.000	1	0	1	2.5	3	1	2	0	1	0	1.0
VCU	11/15/2019		05:27	0-0	.000	0-0	.000	0-0	.000	0	1	1	2.0	0	0	0	0	0	0	0.7
Saint Francis (PA)	11/24/2019		14:14	0-3	.000	0-1	.000	0-0	.000	1	0	1	1.8	1	1	1	0	2	0	0.5
vs FGCU	11/29/2019		00:08	0-0	.000	0-0	.000	0-0	.000	0	0	0	1.4	1	0	0	0	0	0	0.4
Alabama St.	12/06/2019		10:26	0-3	.000	0-1	.000	0-0	.000	0	2	2	1.5	4	1	0	2	0	0	0.3
Idaho	12/15/2019		18:14	4-9	.444	2-5	.400	0-0	.000	0	5	5	2.0	0	2	1	0	1	10	1.7
vs Mississippi St.	12/19/2019		08:41	0-0	.000	0-0	.000	0-0	.000	1	0	1	1.9	1	1	2	0	0	0	1.5
at UNLV	12/21/2019		08:31	0-3	.000	0-2	.000	1-2	.500	1	1	2	1.9	1	0	1	1	0	1	1.4
Brown	12/30/2019		04:35	0-1	.000	0-1	.000	0-0	.000	0	1	1	1.8	0	0	3	0	0	0	1.3
Cincinnati	01/05/2020		00:11	0-0	.000	0-0	.000	0-0	.000	0	0	0	1.6	0	0	0	0	0	0	1.2
at Tulsa	01/12/2020		06:19	0-0	.000	0-0	.000	0-0	.000	0	1	1	1.6	1	0	0	0	0	0	1.1
at Wichita St.	01/22/2020		07:15	0-0	.000	0-0	.000	0-0	.000	1	1	2	1.6	1	1	1	0	0	0	1.0
Houston	01/29/2020		12:21	1-2	.500	1-1	1.000	0-0	.000	0	1	1	1.6	1	2	0	0	1	3	1.1
at Cincinnati	02/02/2020		11:14	0-0	.000	0-0	.000	2-2	1.000	1	0	1	1.5	0	0	4	0	0	2	1.2
<b>Totals</b>		<b>0</b>	<b>131:31</b>	<b>6-26</b>	<b>.231</b>	<b>3-14</b>	<b>.214</b>	<b>3-4</b>	<b>.750</b>	<b>6</b>	<b>17</b>	<b>23</b>	<b>1.5</b>	<b>16</b>	<b>10</b>	<b>16</b>	<b>5</b>	<b>6</b>	<b>18</b>	<b>1.2</b>

**Player Averages**

Games Played	Minutes/ game	Points/ game	FG Pct	3FG Pct	FT Pct	Rebounds/ game	Assists/ game	Turnovers/ game	Assist/Turnover ratio	Steals/ game	Blocks/ game
15	8.8	1.2	23.1	21.4	75.0	1.5	0.7	1.1	0.6	0.4	0.3



**2019-20 South Fla. Women's Basketball**  
**Individual Game-by-Game**  
**All games**

Page 8/13  
as of Feb 02, 2020

**#14 SEPTE, Luize**

Opponent	Date	GS	MIN	Total		3-Pointers		Free throws		Rebounds				PF	A	T/O	BLK	STL	PTS	AVG
				FG-FGA	PCT	3FG-3FGA	PCT	FT-FTA	PCT	OFF	DEF	TOT	AVG							
Jacksonville	11/05/2019		16:41	1-2	.500	0-0	.000	3-4	.750	2	1	3	3.0	0	1	2	0	0	5	5.0
Texas	11/08/2019		12:10	1-3	.333	0-0	.000	1-1	1.000	2	2	4	3.5	2	0	1	0	0	3	4.0
Howard	11/12/2019	*	14:44	3-5	.600	0-0	.000	0-0	.000	2	0	2	3.0	1	1	0	0	0	6	4.7
VCU	11/15/2019		12:11	0-4	.000	0-0	.000	0-0	.000	1	0	1	2.5	0	0	0	0	0	0	3.5
at Baylor	11/19/2019		07:13	0-0	.000	0-0	.000	1-2	.500	0	1	1	2.2	1	2	1	0	0	1	3.0
Saint Francis (PA)	11/24/2019		21:60	2-6	.333	0-0	.000	0-0	.000	2	3	5	2.7	2	2	1	0	2	4	3.2
vs South Dakota St.	11/28/2019		13:55	0-0	.000	0-0	.000	1-2	.500	1	2	3	2.7	2	0	1	1	1	1	2.9
vs FGCU	11/29/2019	*	23:30	3-3	1.000	0-0	.000	0-1	.000	0	4	4	2.9	4	1	4	2	0	6	3.3
vs Notre Dame	11/30/2019		17:08	3-6	.500	0-0	.000	0-0	.000	2	1	3	2.9	4	0	1	1	1	6	3.6
Alabama St.	12/06/2019	*	14:37	1-3	.333	0-0	.000	1-5	.200	1	0	1	2.7	3	2	2	1	1	3	3.5
<b>Totals</b>		<b>3</b>	<b>154:09</b>	<b>14-32</b>	<b>.438</b>	<b>0-0</b>	<b>.000</b>	<b>7-15</b>	<b>.467</b>	<b>13</b>	<b>14</b>	<b>27</b>	<b>2.7</b>	<b>19</b>	<b>9</b>	<b>13</b>	<b>5</b>	<b>5</b>	<b>35</b>	<b>3.5</b>

**Player Averages**

Games Played	Minutes/game	Points/game	FG Pct	3FG Pct	FT Pct	Rebounds/game	Assists/game	Turnovers/game	Assist/Turnover ratio	Steals/game	Blocks/game
10	15.4	3.5	43.8	0.0	46.7	2.7	0.9	1.3	0.7	0.5	0.5



**2019-20 South Fla. Women's Basketball**  
**Individual Game-by-Game**  
**All games**

Page 9/13  
as of Feb 02, 2020

**#20 MUNUNGA, Bethy**

Opponent	Date	GS	MIN	Total		3-Pointers		Free throws		Rebounds				PF	A	T/O	BLK	STL	PTS	AVG
				FG-FGA	PCT	3FG-3FGA	PCT	FT-FTA	PCT	OFF	DEF	TOT	AVG							
Jacksonville	11/05/2019	*	23:19	5-8	.625	0-0	.000	1-2	.500	5	7	12	12.0	2	2	3	1	1	11	11.0
Texas	11/08/2019	*	27:41	6-8	.750	0-0	.000	0-0	.000	3	5	8	10.0	3	1	4	3	0	12	11.5
Howard	11/12/2019	*	20:53	6-9	.667	0-0	.000	2-5	.400	7	4	11	10.3	4	0	2	0	2	14	12.3
VCU	11/15/2019	*	29:15	6-7	.857	0-0	.000	2-2	1.000	6	6	12	10.8	0	2	3	2	1	14	12.8
at Baylor	11/19/2019	*	39:05	6-12	.500	1-1	1.000	3-7	.429	5	7	12	11.0	4	1	4	1	3	16	13.4
Saint Francis (PA)	11/24/2019	*	20:51	4-6	.667	0-0	.000	0-0	.000	1	5	6	10.2	1	1	3	0	0	8	12.5
vs South Dakota St.	11/28/2019	*	26:05	5-13	.385	0-0	.000	5-5	1.000	7	5	12	10.4	4	1	3	0	3	15	12.9
vs FGCU	11/29/2019	*	28:21	4-13	.308	0-1	.000	0-0	.000	3	9	12	10.6	3	3	4	1	0	8	12.3
vs Notre Dame	11/30/2019	*	29:36	2-4	.500	0-0	.000	0-0	.000	4	6	10	10.6	2	1	4	2	1	4	11.3
Alabama St.	12/06/2019	*	01:35	1-1	1.000	0-0	.000	0-0	.000	0	0	0	9.5	0	0	0	1	0	2	10.4
Brown	12/30/2019	*	37:06	5-14	.357	0-2	.000	6-6	1.000	7	7	14	9.9	1	2	1	3	1	16	10.9
Cincinnati	01/05/2020	*	27:59	7-10	.700	0-0	.000	2-4	.500	5	2	7	9.7	4	1	1	0	3	16	11.3
at Tulsa	01/12/2020	*	27:44	2-7	.286	0-1	.000	2-2	1.000	2	7	9	9.6	3	0	2	1	0	6	10.9
at Temple	01/16/2020	*	28:15	1-6	.167	0-0	.000	4-4	1.000	2	7	9	9.6	4	1	4	1	2	6	10.6
UCF	01/19/2020	*	32:07	5-10	.500	0-0	.000	2-4	.500	3	6	9	9.5	4	2	4	1	1	12	10.7
at Wichita St.	01/22/2020	*	32:07	6-11	.545	0-0	.000	1-1	1.000	5	10	15	9.9	2	1	4	4	0	13	10.8
Tulane	01/25/2020	*	24:60	1-7	.143	0-0	.000	0-0	.000	4	6	10	9.9	3	1	2	0	0	2	10.3
Houston	01/29/2020	*	23:34	5-10	.500	0-0	.000	1-1	1.000	4	4	8	9.8	3	2	3	0	3	11	10.3
at Cincinnati	02/02/2020	*	14:31	0-0	.000	0-0	.000	1-2	.500	2	4	6	9.6	4	1	3	0	0	1	9.8
<b>Totals</b>		<b>19</b>	<b>495:04</b>	<b>77-156</b>	<b>.494</b>	<b>1-5</b>	<b>.200</b>	<b>32-45</b>	<b>.711</b>	<b>75</b>	<b>107</b>	<b>182</b>	<b>9.6</b>	<b>51</b>	<b>23</b>	<b>54</b>	<b>21</b>	<b>21</b>	<b>187</b>	<b>9.8</b>

**Player Averages**

Games Played	Minutes/ game	Points/ game	FG Pct	3FG Pct	FT Pct	Rebounds/ game	Assists/ game	Turnovers/ game	Assist/Turnover ratio	Steals/ game	Blocks/ game
19	26.1	9.8	49.4	20.0	71.1	9.6	1.2	2.8	0.4	1.1	1.1





**2019-20 South Fla. Women's Basketball  
Individual Game-by-Game  
All games**

Page 10/13  
as of Feb 02, 2020

**#21 LEVERETT, Shae**

Opponent	Date	GS	MIN	Total		3-Pointers		Free throws		Rebounds				PF	A	T/O	BLK	STL	PTS	AVG
				FG-FGA	PCT	3FG-3FGA	PCT	FT-FTA	PCT	OFF	DEF	TOT	AVG							
Jacksonville	11/05/2019		16:14	0-2	.000	0-0	.000	0-2	.000	3	3	6	6.0	0	1	0	0	0	0	0.0
Texas	11/08/2019		24:00	2-4	.500	0-0	.000	0-2	.000	4	2	6	6.0	3	0	2	1	0	4	2.0
Howard	11/12/2019		21:24	2-3	.667	0-0	.000	0-0	.000	4	1	5	5.7	2	0	1	0	2	4	2.7
VCU	11/15/2019		12:20	1-1	1.000	0-0	.000	0-3	.000	3	0	3	5.0	3	0	1	0	0	2	2.5
at Baylor	11/19/2019		20:09	0-2	.000	0-0	.000	0-0	.000	3	5	8	5.6	5	0	3	1	1	0	2.0
Saint Francis (PA)	11/24/2019		25:46	5-8	.625	0-0	.000	2-4	.500	7	6	13	6.8	2	0	1	0	2	12	3.7
vs South Dakota St.	11/28/2019		14:56	2-2	1.000	0-0	.000	0-0	.000	3	1	4	6.4	1	0	2	0	1	4	3.7
vs FGCU	11/29/2019	*	15:02	3-4	.750	0-0	.000	0-0	.000	3	2	5	6.3	3	1	1	0	0	6	4.0
vs Notre Dame	11/30/2019		27:27	4-6	.667	0-0	.000	3-4	.750	7	2	9	6.6	2	2	1	1	0	11	4.8
Alabama St.	12/06/2019	*	20:08	2-2	1.000	0-0	.000	0-0	.000	3	4	7	6.6	2	1	0	2	0	4	4.7
Idaho	12/15/2019		32:43	4-5	.800	0-0	.000	5-9	.556	5	4	9	6.8	1	0	2	1	0	13	5.5
vs Mississippi St.	12/19/2019		24:39	1-1	1.000	0-0	.000	1-4	.250	1	2	3	6.5	5	0	2	0	1	3	5.3
at UNLV	12/21/2019		25:29	2-2	1.000	0-0	.000	5-7	.714	5	2	7	6.5	1	0	1	1	0	9	5.5
Brown	12/30/2019		09:21	0-0	.000	0-0	.000	0-0	.000	0	0	0	6.1	0	0	0	0	0	0	5.1
Cincinnati	01/05/2020		18:57	1-1	1.000	0-0	.000	0-0	.000	2	5	7	6.1	3	0	1	2	1	2	4.9
at Tulsa	01/12/2020		28:58	1-1	1.000	0-0	.000	1-4	.250	0	4	4	6.0	3	1	0	1	2	3	4.8
at Temple	01/16/2020		10:26	1-5	.200	0-0	.000	0-0	.000	1	1	2	5.8	0	0	0	0	0	2	4.6
at Wichita St.	01/22/2020		19:28	2-2	1.000	0-0	.000	2-3	.667	2	3	5	5.7	0	0	0	2	0	6	4.7
Tulane	01/25/2020		28:00	2-2	1.000	0-0	.000	2-2	1.000	1	4	5	5.7	2	0	0	0	0	6	4.8
Houston	01/29/2020		23:09	2-3	.667	0-0	.000	4-7	.571	6	8	14	6.1	2	0	1	0	1	8	5.0
at Cincinnati	02/02/2020		28:46	2-5	.400	0-0	.000	1-2	.500	3	8	11	6.3	3	0	4	3	1	5	5.0
<b>Totals</b>		<b>2</b>	<b>447:23</b>	<b>39-61</b>	<b>.639</b>	<b>0-0</b>	<b>.000</b>	<b>26-53</b>	<b>.491</b>	<b>66</b>	<b>67</b>	<b>133</b>	<b>6.3</b>	<b>43</b>	<b>6</b>	<b>23</b>	<b>15</b>	<b>12</b>	<b>104</b>	<b>5.0</b>

**Player Averages**

Games Played	Minutes/ game	Points/ game	FG Pct	3FG Pct	FT Pct	Rebounds/ game	Assists/ game	Turnovers/ game	Assist/Turnover ratio	Steals/ game	Blocks/ game
21	21.3	5.0	63.9	0.0	49.1	6.3	0.3	1.1	0.3	0.6	0.7



**2019-20 South Fla. Women's Basketball**  
**Individual Game-by-Game**  
**All games**

Page 11/13  
as of Feb 02, 2020

**#22 BRABENCOVA, Kristyna**

Opponent	Date	GS	MIN	Total		3-Pointers		Free throws		Rebounds				PF	A	T/O	BLK	STL	PTS	AVG
				FG-FGA	PCT	3FG-3FGA	PCT	FT-FTA	PCT	OFF	DEF	TOT	AVG							
Jacksonville	11/05/2019	*	21:36	1-7	.143	0-2	.000	0-2	.000	3	2	5	5.0	1	0	2	2	0	2	2.0
Texas	11/08/2019	*	18:10	1-7	.143	0-2	.000	2-2	1.000	0	2	2	3.5	1	3	2	0	1	4	3.0
Howard	11/12/2019		29:42	3-9	.333	0-1	.000	5-6	.833	1	4	5	4.0	2	3	1	0	2	11	5.7
VCU	11/15/2019	*	23:24	3-7	.429	0-1	.000	1-3	.333	0	0	0	3.0	4	2	4	0	3	7	6.0
at Baylor	11/19/2019		13:30	1-6	.167	0-2	.000	0-0	.000	1	0	1	2.6	5	1	1	1	0	2	5.2
Saint Francis (PA)	11/24/2019		18:47	2-9	.222	1-5	.200	0-2	.000	0	1	1	2.3	0	1	2	1	0	5	5.2
vs South Dakota St.	11/28/2019	*	22:14	3-7	.429	2-6	.333	0-0	.000	0	0	0	2.0	2	1	4	1	0	8	5.6
vs FGCU	11/29/2019		14:29	3-6	.500	1-2	.500	1-2	.500	1	0	1	1.9	2	0	0	1	0	8	5.9
vs Notre Dame	11/30/2019	*	12:49	0-4	.000	0-2	.000	0-0	.000	1	0	1	1.8	3	1	1	0	0	0	5.2
Alabama St.	12/06/2019		20:10	6-11	.545	4-9	.444	0-0	.000	1	3	4	2.0	4	3	2	0	1	16	6.3
Idaho	12/15/2019		25:30	1-6	.167	0-2	.000	0-0	.000	7	4	11	2.8	2	1	3	0	0	2	5.9
vs Mississippi St.	12/19/2019		30:26	4-16	.250	2-5	.400	1-2	.500	3	5	8	3.3	4	2	0	3	0	11	6.3
at UNLV	12/21/2019	*	36:40	4-13	.308	1-8	.125	0-0	.000	2	2	4	3.3	4	2	3	0	0	9	6.5
Brown	12/30/2019	*	35:00	7-12	.583	2-6	.333	0-0	.000	1	7	8	3.6	4	2	0	3	1	16	7.2
Cincinnati	01/05/2020	*	36:04	4-16	.250	2-7	.286	0-0	.000	2	4	6	3.8	4	7	1	0	1	10	7.4
at Tulsa	01/12/2020	*	33:22	6-9	.667	2-3	.667	3-3	1.000	0	5	5	3.9	2	2	3	2	3	17	8.0
at Temple	01/16/2020	*	28:22	1-8	.125	0-5	.000	1-2	.500	1	3	4	3.9	3	3	1	0	0	3	7.7
UCF	01/19/2020	*	36:53	2-8	.250	2-7	.286	2-2	1.000	2	3	5	3.9	3	2	5	2	2	8	7.7
at Wichita St.	01/22/2020	*	34:39	4-8	.500	2-3	.667	1-2	.500	0	4	4	3.9	3	2	5	1	0	11	7.9
Tulane	01/25/2020	*	27:48	4-13	.308	3-7	.429	0-0	.000	1	1	2	3.9	3	1	2	0	0	11	8.1
Houston	01/29/2020	*	08:14	1-5	.200	0-1	.000	0-0	.000	0	1	1	3.7	1	0	0	0	0	2	7.8
<b>Totals</b>																				
		<b>14</b>	<b>527:49</b>	<b>61-187</b>	<b>.326</b>	<b>24-86</b>	<b>.279</b>	<b>17-28</b>	<b>.607</b>	<b>27</b>	<b>51</b>	<b>78</b>	<b>3.7</b>	<b>57</b>	<b>39</b>	<b>42</b>	<b>17</b>	<b>14</b>	<b>163</b>	<b>7.8</b>

**Player Averages**

Games Played	Minutes/game	Points/game	FG Pct	3FG Pct	FT Pct	Rebounds/game	Assists/game	Turnovers/game	Assist/Turnover ratio	Steals/game	Blocks/game
21	25.1	7.8	32.6	27.9	60.7	3.7	1.9	2.0	0.9	0.7	0.8



**2019-20 South Fla. Women's Basketball  
Individual Game-by-Game  
All games**

Page 12/13  
as of Feb 02, 2020

**#23 HENSHAW, Tamara**

Opponent	Date	GS	MIN	Total		3-Pointers		Free throws		Rebounds				PF	A	T/O	BLK	STL	PTS	AVG
				FG-FGA	PCT	3FG-3FGA	PCT	FT-FTA	PCT	OFF	DEF	TOT	AVG							
Jacksonville	11/05/2019	*	15:13	1-6	.167	0-1	.000	0-0	.000	1	7	8	8.0	1	1	0	2	1	2	2.0
Texas	11/08/2019		11:37	3-4	.750	0-1	.000	0-0	.000	2	2	4	6.0	1	0	1	0	0	6	4.0
Howard	11/12/2019	*	11:11	2-5	.400	0-0	.000	4-6	.667	1	2	3	5.0	3	0	1	1	1	8	5.3
VCU	11/15/2019		17:30	0-3	.000	0-0	.000	3-4	.750	5	3	8	5.8	2	0	0	0	1	3	4.8
at Baylor	11/19/2019		13:11	2-3	.667	0-0	.000	0-0	.000	2	3	5	5.6	5	0	2	0	1	4	4.6
Saint Francis (PA)	11/24/2019	*	14:35	5-6	.833	0-0	.000	0-0	.000	2	1	3	5.2	1	3	0	1	0	10	5.5
vs South Dakota St.	11/28/2019	*	17:17	2-4	.500	0-0	.000	0-0	.000	2	3	5	5.1	3	1	1	0	0	4	5.3
vs FGCU	11/29/2019		23:16	4-9	.444	0-0	.000	2-3	.667	4	5	9	5.6	0	0	0	0	1	10	5.9
vs Notre Dame	11/30/2019	*	08:28	0-2	.000	0-0	.000	0-0	.000	2	3	5	5.6	1	1	2	0	0	0	5.2
Alabama St.	12/06/2019		25:28	1-4	.250	0-0	.000	0-0	.000	4	11	15	6.5	1	2	2	1	1	2	4.9
Idaho	12/15/2019	*	25:30	0-2	.000	0-0	.000	6-8	.750	5	7	12	7.0	2	0	2	1	0	6	5.0
vs Mississippi St.	12/19/2019	*	31:19	3-3	1.000	0-0	.000	0-0	.000	4	6	10	7.3	1	0	4	1	2	6	5.1
at UNLV	12/21/2019	*	31:29	4-10	.400	0-0	.000	0-2	.000	4	9	13	7.7	4	1	1	1	1	8	5.3
Brown	12/30/2019	*	28:40	6-11	.545	0-0	.000	3-4	.750	5	5	10	7.9	3	1	2	0	1	15	6.0
Cincinnati	01/05/2020	*	29:37	4-6	.667	0-0	.000	1-2	.500	2	5	7	7.8	1	1	3	0	1	9	6.2
at Tulsa	01/12/2020	*	10:31	2-3	.667	0-0	.000	0-0	.000	1	2	3	7.5	4	1	0	0	1	4	6.1
at Temple	01/16/2020	*	25:24	4-8	.500	0-0	.000	0-0	.000	2	4	6	7.4	2	0	1	0	0	8	6.2
UCF	01/19/2020	*	32:14	1-4	.250	0-0	.000	2-2	1.000	2	2	4	7.2	4	2	2	2	1	4	6.1
at Wichita St.	01/22/2020		17:39	1-2	.500	0-0	.000	0-0	.000	1	4	5	7.1	2	1	0	0	1	2	5.8
Tulane	01/25/2020		15:34	0-0	.000	0-0	.000	0-0	.000	0	2	2	6.9	1	3	2	0	0	0	5.6
Houston	01/29/2020		18:58	4-6	.667	0-0	.000	1-1	1.000	2	9	11	7.0	4	2	3	0	0	9	5.7
at Cincinnati	02/02/2020		25:29	3-6	.500	0-1	.000	1-1	1.000	1	10	11	7.2	1	1	1	1	0	7	5.8
<b>Totals</b>		<b>13</b>	<b>450:10</b>	<b>52-107</b>	<b>.486</b>	<b>0-3</b>	<b>.000</b>	<b>23-33</b>	<b>.697</b>	<b>54</b>	<b>105</b>	<b>159</b>	<b>7.2</b>	<b>47</b>	<b>21</b>	<b>30</b>	<b>11</b>	<b>14</b>	<b>127</b>	<b>5.8</b>

**Player Averages**

Games Played	Minutes/ game	Points/ game	FG Pct	3FG Pct	FT Pct	Rebounds/ game	Assists/ game	Turnovers/ game	Assist/Turnover ratio	Steals/ game	Blocks/ game
22	20.5	5.8	48.6	0.0	69.7	7.2	1.0	1.4	0.7	0.6	0.5



**2019-20 South Fla. Women's Basketball  
Individual Game-by-Game  
All games**

Page 13/13  
as of Feb 02, 2020

**#31 JORDAO, Beatriz**

Opponent	Date	GS	MIN	Total		3-Pointers		Free throws		Rebounds				PF	A	T/O	BLK	STL	PTS	AVG
				FG-FGA	PCT	3FG-3FGA	PCT	FT-FTA	PCT	OFF	DEF	TOT	AVG							
Jacksonville	11/05/2019		08:33	3-4	.750	0-0	.000	2-2	1.000	2	0	2	2.0	1	0	0	0	0	8	8.0
Texas	11/08/2019	*	16:00	1-2	.500	0-0	.000	0-0	.000	1	1	2	2.0	4	0	3	1	0	2	5.0
Howard	11/12/2019		14:34	2-8	.250	0-0	.000	3-4	.750	2	4	6	3.3	2	2	1	0	0	7	5.7
VCU	11/15/2019	*	15:28	3-10	.300	0-0	.000	2-2	1.000	3	1	4	3.5	3	2	0	1	0	8	6.3
at Baylor	11/19/2019	*	11:02	0-3	.000	0-0	.000	0-0	.000	0	1	1	3.0	1	0	1	1	0	0	5.0
vs South Dakota St.	11/28/2019		07:47	0-0	.000	0-0	.000	0-0	.000	0	2	2	2.8	0	0	1	0	0	0	4.2
vs FGCU	11/29/2019		01:15	0-1	.000	0-0	.000	0-0	.000	0	0	0	2.4	0	0	1	0	0	0	3.6
vs Notre Dame	11/30/2019		03:02	0-2	.000	0-0	.000	0-0	.000	0	0	0	2.1	1	2	1	0	0	0	3.1
Alabama St.	12/06/2019		18:35	3-5	.600	0-0	.000	0-0	.000	2	7	9	2.9	2	1	4	3	1	6	3.4
Idaho	12/15/2019	*	07:12	1-1	1.000	0-0	.000	0-0	.000	0	0	0	2.6	2	0	1	0	0	2	3.3
vs Mississippi St.	12/19/2019	*	15:21	3-6	.500	0-0	.000	0-0	.000	0	0	0	2.4	1	0	0	1	1	6	3.5
at UNLV	12/21/2019	*	14:31	1-3	.333	0-0	.000	0-0	.000	0	2	2	2.3	0	1	1	0	0	2	3.4
Brown	12/30/2019		04:53	0-1	.000	0-0	.000	0-0	.000	1	1	2	2.3	0	0	0	0	0	0	3.2
Cincinnati	01/05/2020		03:27	0-2	.000	0-0	.000	0-2	.000	2	1	3	2.4	0	0	0	1	0	0	2.9
at Tulsa	01/12/2020		06:47	1-2	.500	0-0	.000	0-2	.000	1	2	3	2.4	0	0	1	1	0	2	2.9
at Temple	01/16/2020		15:50	3-4	.750	0-0	.000	0-0	.000	2	2	4	2.5	2	0	1	2	0	6	3.1
UCF	01/19/2020		15:39	1-6	.167	0-0	.000	1-2	.500	0	5	5	2.6	2	2	1	0	1	3	3.1
at Wichita St.	01/22/2020	*	10:46	1-2	.500	0-0	.000	0-1	.000	0	1	1	2.6	1	0	2	0	0	2	3.0
Tulane	01/25/2020	*	12:00	1-3	.333	0-0	.000	0-0	.000	1	2	3	2.6	0	0	1	0	0	2	2.9
Houston	01/29/2020	*	14:19	0-2	.000	0-0	.000	0-0	.000	2	4	6	2.8	3	0	1	2	0	0	2.8
at Cincinnati	02/02/2020	*	11:14	0-2	.000	0-0	.000	0-0	.000	1	3	4	2.8	0	0	0	1	0	0	2.7
<b>Totals</b>		<b>10</b>	<b>228:15</b>	<b>24-69</b>	<b>.348</b>	<b>0-0</b>	<b>.000</b>	<b>8-15</b>	<b>.533</b>	<b>20</b>	<b>39</b>	<b>59</b>	<b>2.8</b>	<b>25</b>	<b>10</b>	<b>21</b>	<b>14</b>	<b>3</b>	<b>56</b>	<b>2.7</b>

**Player Averages**

Games Played	Minutes/ game	Points/ game	FG Pct	3FG Pct	FT Pct	Rebounds/ game	Assists/ game	Turnovers/ game	Assist/Turnover ratio	Steals/ game	Blocks/ game
21	10.9	2.7	34.8	0.0	53.3	2.8	0.5	1.0	0.5	0.1	0.7



**2019-20 South Fla. Women's Basketball**  
**Category Leaders**  
**All games**

Page 1/3  
as of Feb 02, 2020

**Points**

##	Player	G	Pts	Pts/G
5	Tsineke, Elena	17	203	11.9
20	Mununga, Bethy	19	187	9.8
22	Brabencova, Kristyna	21	163	7.8
4	Pinzan, Elisa	17	159	9.4
3	Harvey, Sydni	12	133	11.1
1	Alvarez, Maria	15	132	8.8
23	Henshaw, Tamara	22	127	5.8
0	Pehadzic, Enna	19	106	5.6
21	Leverett, Shae	21	104	5.0
31	Jordao, Beatriz	21	56	2.7
14	Septe, Luize	10	35	3.5
12	Bermejo, Cristina	15	18	1.2

**Scoring Average**

##	Player	G	Pts	Pts/G
5	Tsineke, Elena	17	203	11.9
3	Harvey, Sydni	12	133	11.1
20	Mununga, Bethy	19	187	9.8
4	Pinzan, Elisa	17	159	9.4
1	Alvarez, Maria	15	132	8.8
22	Brabencova, Kristyna	21	163	7.8
23	Henshaw, Tamara	22	127	5.8
0	Pehadzic, Enna	19	106	5.6
21	Leverett, Shae	21	104	5.0
14	Septe, Luize	10	35	3.5
31	Jordao, Beatriz	21	56	2.7
12	Bermejo, Cristina	15	18	1.2

**Field Goal Percentage**

##	Player	FG	Att	Pct
21	Leverett, Shae	39	61	.639
20	Mununga, Bethy	77	156	.494
23	Henshaw, Tamara	52	107	.486
14	Septe, Luize	14	32	.438
5	Tsineke, Elena	71	172	.413
3	Harvey, Sydni	36	96	.375
4	Pinzan, Elisa	52	145	.359
31	Jordao, Beatriz	24	69	.348
1	Alvarez, Maria	44	131	.336
22	Brabencova, Kristyna	61	187	.326
0	Pehadzic, Enna	34	122	.279
12	Bermejo, Cristina	6	26	.231

**Field Goal Attempts**

##	Player	G	Att	Att/G
22	Brabencova, Kristyna	21	187	8.9
5	Tsineke, Elena	17	172	10.1
20	Mununga, Bethy	19	156	8.2
4	Pinzan, Elisa	17	145	8.5
1	Alvarez, Maria	15	131	8.7

**Field Goals Made**

##	Player	G	Made	Made/G
20	Mununga, Bethy	19	77	4.1
5	Tsineke, Elena	17	71	4.2
22	Brabencova, Kristyna	21	61	2.9
4	Pinzan, Elisa	17	52	3.1
23	Henshaw, Tamara	22	52	2.4

**3-Point FG Percentage**

##	Player	3FG	Att	Pct
3	Harvey, Sydni	21	44	.477
4	Pinzan, Elisa	30	84	.357
5	Tsineke, Elena	27	80	.338
1	Alvarez, Maria	34	108	.315
0	Pehadzic, Enna	26	83	.313
22	Brabencova, Kristyna	24	86	.279
12	Bermejo, Cristina	3	14	.214
20	Mununga, Bethy	1	5	.200

**3-Point FG Attempts**

##	Player	G	Att	Att/G
1	Alvarez, Maria	15	108	7.2
22	Brabencova, Kristyna	21	86	4.1
4	Pinzan, Elisa	17	84	4.9
0	Pehadzic, Enna	19	83	4.4
5	Tsineke, Elena	17	80	4.7

**3-Point FG Made**

##	Player	G	Made	Made/G
1	Alvarez, Maria	15	34	2.3
4	Pinzan, Elisa	17	30	1.8
5	Tsineke, Elena	17	27	1.6
0	Pehadzic, Enna	19	26	1.4
22	Brabencova, Kristyna	21	24	1.1





**2019-20 South Fla. Women's Basketball**  
**Category Leaders**  
**All games**

Page 2/3  
as of Feb 02, 2020

**Free Throw Percentage**

##	Player	Made	Att	Pct
5	Tsineke, Elena	34	39	.872
3	Harvey, Sydni	40	49	.816
4	Pinzan, Elisa	25	31	.806
12	Bermejo, Cristina	3	4	.750
20	Mununga, Bethy	32	45	.711
23	Henshaw, Tamara	23	33	.697
0	Pehadzic, Enna	12	19	.632
22	Brabencova, Kristyna	17	28	.607
31	Jordao, Beatriz	8	15	.533
1	Alvarez, Maria	10	20	.500
21	Leverett, Shae	26	53	.491
14	Septe, Luize	7	15	.467

**Free Throw Attempts**

##	Player	G	Att	Att/G
21	Leverett, Shae	21	53	2.5
3	Harvey, Sydni	12	49	4.1
20	Mununga, Bethy	19	45	2.4
5	Tsineke, Elena	17	39	2.3
23	Henshaw, Tamara	22	33	1.5

**Free Throws Made**

##	Player	G	Made	Made/G
3	Harvey, Sydni	12	40	3.3
5	Tsineke, Elena	17	34	2.0
20	Mununga, Bethy	19	32	1.7
21	Leverett, Shae	21	26	1.2
4	Pinzan, Elisa	17	25	1.5

**Rebounds**

##	Player	G	Reb	Reb/G
20	Mununga, Bethy	19	182	9.6
23	Henshaw, Tamara	22	159	7.2
21	Leverett, Shae	21	133	6.3
22	Brabencova, Kristyna	21	78	3.7
31	Jordao, Beatriz	21	59	2.8

**Assists**

##	Player	G	Ast	Ast/G
4	Pinzan, Elisa	17	81	4.8
1	Alvarez, Maria	15	49	3.3
22	Brabencova, Kristyna	21	39	1.9
5	Tsineke, Elena	17	24	1.4
20	Mununga, Bethy	19	23	1.2

**Rebounds Average**

##	Player	G	Reb	Reb/G
20	Mununga, Bethy	19	182	9.6
23	Henshaw, Tamara	22	159	7.2
21	Leverett, Shae	21	133	6.3
22	Brabencova, Kristyna	21	78	3.7
1	Alvarez, Maria	15	44	2.9

**Steals**

##	Player	G	Stl	Stl/G
4	Pinzan, Elisa	17	23	1.4
20	Mununga, Bethy	19	21	1.1
1	Alvarez, Maria	15	15	1.0
22	Brabencova, Kristyna	21	14	0.7
5	Tsineke, Elena	17	14	0.8

**Offensive Rebounds**

##	Player	G	OReb	OReb/G
20	Mununga, Bethy	19	75	3.9
21	Leverett, Shae	21	66	3.1
23	Henshaw, Tamara	22	54	2.5
22	Brabencova, Kristyna	21	27	1.3
31	Jordao, Beatriz	21	20	1.0

**Blocked Shots**

##	Player	G	Blk	Blk/G
20	Mununga, Bethy	19	21	1.1
22	Brabencova, Kristyna	21	17	0.8
21	Leverett, Shae	21	15	0.7
31	Jordao, Beatriz	21	14	0.7
23	Henshaw, Tamara	22	11	0.5

**Defensive Rebounds**

##	Player	G	DReb	DReb/G
20	Mununga, Bethy	19	107	5.6
23	Henshaw, Tamara	22	105	4.8
21	Leverett, Shae	21	67	3.2
22	Brabencova, Kristyna	21	51	2.4
4	Pinzan, Elisa	17	40	2.4

**Minutes**

##	Player	G	Min	Min/G
4	Pinzan, Elisa	17	553	32:33
22	Brabencova, Kristyna	21	528	25:08
20	Mununga, Bethy	19	495	26:03
23	Henshaw, Tamara	22	450	20:28
21	Leverett, Shae	21	447	21:18



2019-20 South Fla. Women's Basketball  
Category Leaders  
All games

Page 3/3  
as of Feb 02, 2020

**Fouls**

##	Player	G	PF	PF/G
22	Brabencova, Kristyna	21	57	2.7
20	Mununga, Bethy	19	51	2.7
23	Henshaw, Tamara	22	47	2.1
21	Leverett, Shae	21	43	2.0
5	Tsineke, Elena	17	36	2.1

**Turnovers**

##	Player	G	TO	TO/G
20	Mununga, Bethy	19	54	2.8
4	Pinzan, Elisa	17	50	2.9
5	Tsineke, Elena	17	43	2.5
22	Brabencova, Kristyna	21	42	2.0
23	Henshaw, Tamara	22	30	1.4

**Foul Outs**

##	Player	G	FO
21	Leverett, Shae	21	2
22	Brabencova, Kristyna	21	1
23	Henshaw, Tamara	22	1
1	Alvarez, Maria	15	1
3	Harvey, Sydney	12	1



**2019-20 South Fla. Women's Basketball**  
**Individual Career Summaries**  
**All games**

Page 1/7  
as of Feb 02, 2020

**ALVAREZ, Maria**

				Field Goals		3-Point		F-Throws		Rebounds									Scoring	
SEASON	TEAM	GP-GS	MIN/AVG	FG-FGA	FG%	3FG-FGA	3FG%	FT-FTA	FT%	OFF	DEF	TOT	AVG	PF-FO	AST	TO	BLK	STL	PTS	AVG
2019-20	USF	15-8	410/27.3	44-131	.336	34-108	.315	10-20	.500	7	37	44	2.9	26-1	49	25	0	15	132	8.8
TOTAL		15-8	410/27.3	44-131	.336	34-108	.315	10-20	.500	7	37	44	2.9	26-1	49	25	0	15	132	8.8

**Single Game Highs**

Statistic	Value	
Points	20	vs VCU 11/15/19
Rebounds	6	vs Mississippi St. 12/19/19, at UNLV 12/21/19
Assists	6	vs FGCU 11/29/19, vs Mississippi St. 12/19/19
Steals	2	4 times
FG Made	7	vs VCU 11/15/19
FG Attempts	14	vs Notre Dame 11/30/19
3FG Made	6	vs Alabama St. 12/06/19
3FG Attempts	13	vs Notre Dame 11/30/19
FT Made	3	vs Brown 12/30/19
FT Attempts	4	vs Howard 11/12/19, vs Brown 12/30/19

**BERMEJO, Cristina**

				Field Goals		3-Point		F-Throws		Rebounds										Scoring	
SEASON	TEAM	GP-GS	MIN/AVG	FG-FGA	FG%	3FG-FGA	3FG%	FT-FTA	FT%	OFF	DEF	TOT	AVG	PF-FO	AST	TO	BLK	STL	PTS	AVG	
2019-20	USF	15-0	132/8.8	6-26	.231	3-14	.214	3-4	.750	6	17	23	1.5	16-0	10	16	5	6	18	1.2	
TOTAL		15-0	132/8.8	6-26	.231	3-14	.214	3-4	.750	6	17	23	1.5	16-0	10	16	5	6	18	1.2	

**Single Game Highs**

Statistic	Value	
Points	10	vs Idaho 12/15/19
Rebounds	5	vs Idaho 12/15/19
Assists	2	vs Houston 01/29/20, vs Idaho 12/15/19
Steals	2	vs Saint Francis (PA) 11/24/19
Blocks	2	vs Jacksonville 11/05/19, vs Alabama St. 12/06/19
FG Made	4	vs Idaho 12/15/19
FG Attempts	9	vs Idaho 12/15/19
3FG Made	2	vs Idaho 12/15/19
3FG Attempts	5	vs Idaho 12/15/19
FT Made	2	at Cincinnati 02/02/20
FT Attempts	2	at Cincinnati 02/02/20, at UNLV 12/21/19



**2019-20 South Fla. Women's Basketball**  
**Individual Career Summaries**  
**All games**

Page 2/7  
as of Feb 02, 2020

**BRABENCOVA, Kristyna**

				Field Goals		3-Point		F-Throws		Rebounds									Scoring	
SEASON	TEAM	GP-GS	MIN/AVG	FG-FGA	FG%	3FG-FGA	3FG%	FT-FTA	FT%	OFF	DEF	TOT	AVG	PF-FO	AST	TO	BLK	STL	PTS	AVG
2019-20	USF	21-14	528/25.1	61-187	.326	24-86	.279	17-28	.607	27	51	78	3.7	57-1	39	42	17	14	163	7.8
<b>TOTAL</b>		<b>21-14</b>	<b>528/25.1</b>	<b>61-187</b>	<b>.326</b>	<b>24-86</b>	<b>.279</b>	<b>17-28</b>	<b>.607</b>	<b>27</b>	<b>51</b>	<b>78</b>	<b>3.7</b>	<b>57-1</b>	<b>39</b>	<b>42</b>	<b>17</b>	<b>14</b>	<b>163</b>	<b>7.8</b>

**Single Game Highs**

Statistic	Value	
Points	17	at Tulsa 01/12/20
Rebounds	11	vs Idaho 12/15/19
Assists	7	vs Cincinnati 01/05/20
Steals	3	vs VCU 11/15/19, at Tulsa 01/12/20
Blocks	3	vs Mississippi St. 12/19/19, vs Brown 12/30/19
FG Made	7	vs Brown 12/30/19
FG Attempts	16	vs Mississippi St. 12/19/19, vs Cincinnati 01/05/20
3FG Made	4	vs Alabama St. 12/06/19
3FG Attempts	9	vs Alabama St. 12/06/19
FT Made	5	vs Howard 11/12/19
FT Attempts	6	vs Howard 11/12/19

**HARVEY, Sydni**

				Field Goals		3-Point		F-Throws		Rebounds									Scoring	
SEASON	TEAM	GP-GS	MIN/AVG	FG-FGA	FG%	3FG-FGA	3FG%	FT-FTA	FT%	OFF	DEF	TOT	AVG	PF-FO	AST	TO	BLK	STL	PTS	AVG
2018-19	USF	32-24	964/30.1	120-371	.323	45-131	.344	90-107	.841	30	53	83	2.6	72-4	82	93	2	21	375	11.7
2019-20	USF	12-6	266/22.2	36-96	.375	21-44	.477	40-49	.816	5	8	13	1.1	26-1	15	25	1	13	133	11.1
<b>TOTAL</b>		<b>44-30</b>	<b>1230/28.0</b>	<b>156-467</b>	<b>.334</b>	<b>66-175</b>	<b>.377</b>	<b>130-156</b>	<b>.833</b>	<b>35</b>	<b>61</b>	<b>96</b>	<b>2.2</b>	<b>98-5</b>	<b>97</b>	<b>118</b>	<b>3</b>	<b>34</b>	<b>508</b>	<b>11.5</b>

**Single Game Highs**

Statistic	Value	
Points	25	vs Tulane 01/19/19
Rebounds	7	vs Memphis 01/23/19
Assists	6	vs Vermont 12/17/18
Steals	2	9 times
Blocks	1	at Tulane 02/06/19, at UCF 02/03/19, vs UCF 01/19/20
FG Made	9	vs Tulane 01/19/19
FG Attempts	21	vs Oklahoma 11/18/18
3FG Made	6	at Tulsa 01/12/20
3FG Attempts	7	5 times
FT Made	8	vs Creighton 12/20/18, at Temple 01/05/19, at Temple 01/16/20
FT Attempts	11	at Temple 01/16/20



**2019-20 South Fla. Women's Basketball  
Individual Career Summaries  
All games**

Page 3/7  
as of Feb 02, 2020

**HENSHAW, Tamara**

				Field Goals		3-Point		F-Throws		Rebounds										Scoring	
SEASON	TEAM	GP-GS	MIN/AVG	FG-FGA	FG%	3FG-FGA	3FG%	FT-FTA	FT%	OFF	DEF	TOT	AVG	PF-FO	AST	TO	BLK	STL		PTS	AVG
2016-17	USF	33-24	857/26.0	102-161	.634	0-0	.000	27-49	.551	82	144	226	6.8	70-1	32	26	31	20		231	7.0
2017-18	USF	33-19	666/20.2	99-163	.607	0-0	.000	16-39	.410	88	88	176	5.3	71-2	19	20	20	17		214	6.5
2018-19	USF	35-21	903/25.8	95-187	.508	0-4	.000	38-49	.776	103	181	284	8.1	57-0	40	46	19	28		228	6.5
2019-20	USF	22-13	450/20.5	52-107	.486	0-3	.000	23-33	.697	54	105	159	7.2	47-1	21	30	11	14		127	5.8
<b>TOTAL</b>		<b>123-77</b>	<b>2876/23.4</b>	<b>348-618</b>	<b>.563</b>	<b>0-7</b>	<b>.000</b>	<b>104-170</b>	<b>.612</b>	<b>327</b>	<b>518</b>	<b>845</b>	<b>6.9</b>	<b>245-4</b>	<b>112</b>	<b>122</b>	<b>81</b>	<b>79</b>		<b>800</b>	<b>6.5</b>

**Single Game Highs**

Statistic	Value	
Points	16	vs Memphis 01/23/19
Rebounds	15	4 times
Assists	5	vs UCF 01/08/19
Steals	4	vs Oklahoma 11/18/18, vs Michigan St. 12/21/17
Blocks	4	vs Tulane 02/12/17
FG Made	8	vs Memphis 01/23/19
FG Attempts	12	vs Temple 03/05/17
3FG Attempts	1	7 times
FT Made	6	vs Idaho 12/15/19
FT Attempts	8	vs Idaho 12/15/19

**JORDAO, Beatriz**

				Field Goals		3-Point		F-Throws		Rebounds										Scoring	
SEASON	TEAM	GP-GS	MIN/AVG	FG-FGA	FG%	3FG-FGA	3FG%	FT-FTA	FT%	OFF	DEF	TOT	AVG	PF-FO	AST	TO	BLK	STL		PTS	AVG
2018-19	USF	12-12	248/20.7	59-91	.648	0-0	.000	17-26	.654	21	47	68	5.7	31-0	5	20	23	5		135	11.3
2019-20	USF	21-10	228/10.9	24-69	.348	0-0	.000	8-15	.533	20	39	59	2.8	25-0	10	21	14	3		56	2.7
<b>TOTAL</b>		<b>33-22</b>	<b>477/14.4</b>	<b>83-160</b>	<b>.519</b>	<b>0-0</b>	<b>.000</b>	<b>25-41</b>	<b>.610</b>	<b>41</b>	<b>86</b>	<b>127</b>	<b>3.8</b>	<b>56-0</b>	<b>15</b>	<b>41</b>	<b>37</b>	<b>8</b>		<b>191</b>	<b>5.8</b>

**Single Game Highs**

Statistic	Value	
Points	18	vs North Carolina 11/23/18
Rebounds	10	at Ohio St. 11/06/18
Assists	2	5 times
Steals	1	8 times
Blocks	4	vs Albany (NY) 11/09/18, vs Bethune-Cookman 11/15/18, vs George Washington 12/09/18
FG Made	8	at Ohio St. 11/06/18, vs North Carolina 11/23/18, vs New Hampshire 11/30/18
FG Attempts	11	vs New Hampshire 11/30/18
FT Made	4	vs Kentucky 11/22/18
FT Attempts	8	vs Kentucky 11/22/18



**2019-20 South Fla. Women's Basketball**  
**Individual Career Summaries**  
**All games**

Page 4/7  
as of Feb 02, 2020

**LAZIC, Mihaela**

				Field Goals		3-Point		F-Throws		Rebounds									Scoring	
SEASON	TEAM	GP-GS	MIN/AVG	FG-FGA	FG%	3FG-FGA	3FG%	FT-FTA	FT%	OFF	DEF	TOT	AVG	PF-FO	AST	TO	BLK	STL	PTS	AVG
2019-20	USF	1-0	8/8.5	0-1	.000	0-1	.000	0-0	.000	0	2	2	2.0	1-0	0	0	0	0	0	0.0
TOTAL		1-0	8/8.5	0-1	.000	0-1	.000	0-0	.000	0	2	2	2.0	1-0	0	0	0	0	0	0.0

**Single Game Highs**

Statistic	Value	
Rebounds	2	vs Jacksonville 11/05/19
FG Attempts	1	vs Jacksonville 11/05/19
3FG Attempts	1	vs Jacksonville 11/05/19

**LEVERETT, Shae**

				Field Goals		3-Point		F-Throws		Rebounds									Scoring	
SEASON	TEAM	GP-GS	MIN/AVG	FG-FGA	FG%	3FG-FGA	3FG%	FT-FTA	FT%	OFF	DEF	TOT	AVG	PF-FO	AST	TO	BLK	STL	PTS	AVG
2017-18	USF	27-0	290/10.7	19-29	.655	0-0	.000	9-18	.500	29	35	64	2.4	38-1	4	11	8	6	47	1.7
2018-19	USF	35-24	938/26.8	91-160	.569	0-1	.000	78-120	.650	115	146	261	7.5	88-1	22	51	55	19	260	7.4
2019-20	USF	21-2	447/21.3	39-61	.639	0-0	.000	26-53	.491	66	67	133	6.3	43-2	6	23	15	12	104	5.0
TOTAL		83-26	1675/20.2	149-250	.596	0-1	.000	113-191	.592	210	248	458	5.5	169-4	32	85	78	37	411	5.0

**Single Game Highs**

Statistic	Value	
Points	20	vs Wichita St. 02/23/19
Rebounds	18	vs Wichita St. 02/23/19
Assists	3	at East Carolina 02/20/19
Steals	3	vs UConn 03/04/19
Blocks	7	vs Memphis 01/23/19
FG Made	6	vs Vermont 12/17/18, at James Madison 03/24/19, vs Arkansas St. 11/17/17
FG Attempts	10	vs Wichita St. 02/23/19
3FG Attempts	1	at Houston 02/27/19
FT Made	10	vs Wichita St. 02/23/19
FT Attempts	12	at SMU 01/26/19





**2019-20 South Fla. Women's Basketball**  
**Individual Career Summaries**  
**All games**

Page 5/7  
as of Feb 02, 2020

**MUNUNGA, Bethy**

				Field Goals		3-Point		F-Throws		Rebounds										Scoring	
SEASON	TEAM	GP-GS	MIN/AVG	FG-FGA	FG%	3FG-FGA	3FG%	FT-FTA	FT%	OFF	DEF	TOT	AVG	PF-FO	AST	TO	BLK	STL		PTS	AVG
2019-20	USF	19-19	495/26.1	77-156	.494	1-5	.200	32-45	.711	75	107	182	9.6	51-0	23	54	21	21		187	9.8
<b>TOTAL</b>		<b>19-19</b>	<b>495/26.1</b>	<b>77-156</b>	<b>.494</b>	<b>1-5</b>	<b>.200</b>	<b>32-45</b>	<b>.711</b>	<b>75</b>	<b>107</b>	<b>182</b>	<b>9.6</b>	<b>51-0</b>	<b>23</b>	<b>54</b>	<b>21</b>	<b>21</b>		<b>187</b>	<b>9.8</b>

**Single Game Highs**

Statistic	Value	
Points	16	at Baylor 11/19/19, vs Brown 12/30/19, vs Cincinnati 01/05/20
Rebounds	15	at Wichita St. 01/22/20
Assists	3	vs FGCU 11/29/19
Steals	3	4 times
Blocks	4	at Wichita St. 01/22/20
FG Made	7	vs Cincinnati 01/05/20
FG Attempts	14	vs Brown 12/30/19
3FG Made	1	at Baylor 11/19/19
3FG Attempts	2	vs Brown 12/30/19
FT Made	6	vs Brown 12/30/19
FT Attempts	7	at Baylor 11/19/19

**PEHADZIC, Enna**

				Field Goals		3-Point		F-Throws		Rebounds										Scoring	
SEASON	TEAM	GP-GS	MIN/AVG	FG-FGA	FG%	3FG-FGA	3FG%	FT-FTA	FT%	OFF	DEF	TOT	AVG	PF-FO	AST	TO	BLK	STL		PTS	AVG
2017-18	USF	9-0	38/4.2	4-15	.267	2-5	.400	4-4	1.000	2	7	9	1.0	1-0	0	2	0	0		14	1.6
2018-19	USF	35-23	989/28.2	144-457	.315	72-224	.321	62-88	.705	49	123	172	4.9	38-0	14	61	1	24		422	12.1
2019-20	USF	19-9	311/16.4	34-122	.279	26-83	.313	12-19	.632	15	24	39	2.1	23-0	14	19	0	9		106	5.6
<b>TOTAL</b>		<b>63-32</b>	<b>1338/21.2</b>	<b>182-594</b>	<b>.306</b>	<b>100-312</b>	<b>.321</b>	<b>78-111</b>	<b>.703</b>	<b>66</b>	<b>154</b>	<b>220</b>	<b>3.5</b>	<b>62-0</b>	<b>28</b>	<b>82</b>	<b>1</b>	<b>33</b>		<b>542</b>	<b>8.6</b>

**Single Game Highs**

Statistic	Value	
Points	35	at East Carolina 02/20/19
Rebounds	13	at Temple 01/05/19
Assists	3	vs Tulane 01/19/19
Steals	3	vs Memphis 01/23/19, at Temple 01/05/19
Blocks	1	vs Vermont 12/17/18
FG Made	9	vs Tulane 03/08/19
FG Attempts	26	at East Carolina 02/20/19
3FG Made	6	at East Carolina 02/20/19, vs Jacksonville 11/05/19
3FG Attempts	15	at East Carolina 02/20/19
FT Made	13	at East Carolina 02/20/19
FT Attempts	14	at East Carolina 02/20/19



**2019-20 South Fla. Women's Basketball  
Individual Career Summaries  
All games**

Page 6/7  
as of Feb 02, 2020

**PINZAN, Elisa**

				Field Goals		3-Point		F-Throws		Rebounds									Scoring	
SEASON	TEAM	GP-GS	MIN/AVG	FG-FGA	FG%	3FG-FGA	3FG%	FT-FTA	FT%	OFF	DEF	TOT	AVG	PF-FO	AST	TO	BLK	STL	PTS	AVG
2018-19	USF	31-15	762/24.6	40-153	.261	23-95	.242	36-44	.818	4	56	60	1.9	41-0	103	74	0	26	139	4.5
2019-20	USF	17-14	553/32.6	52-145	.359	30-84	.357	25-31	.806	4	40	44	2.6	15-1	81	50	1	23	159	9.4
<b>TOTAL</b>		<b>48-29</b>	<b>1315/27.4</b>	<b>92-298</b>	<b>.309</b>	<b>53-179</b>	<b>.296</b>	<b>61-75</b>	<b>.813</b>	<b>8</b>	<b>96</b>	<b>104</b>	<b>2.2</b>	<b>56-1</b>	<b>184</b>	<b>124</b>	<b>1</b>	<b>49</b>	<b>298</b>	<b>6.2</b>

**Single Game Highs**

Statistic	Value	
Points	23	vs Stetson 03/21/19, vs UCF 01/19/20
Rebounds	7	vs Tulane 03/08/19, vs Jacksonville 11/05/19
Assists	8	vs Bethune-Cookman 11/15/18, vs Tulane 03/08/19, vs VCU 11/15/19
Steals	5	vs Tulane 03/08/19, at Wichita St. 01/22/20
Blocks	1	vs Notre Dame 11/30/19
FG Made	8	vs UCF 01/19/20
FG Attempts	15	vs UCF 01/19/20
3FG Made	7	vs UCF 01/19/20
3FG Attempts	12	vs UCF 01/19/20
FT Made	8	vs Houston 03/09/19
FT Attempts	8	4 times

**SEPTE, Luize**

				Field Goals		3-Point		F-Throws		Rebounds									Scoring	
SEASON	TEAM	GP-GS	MIN/AVG	FG-FGA	FG%	3FG-FGA	3FG%	FT-FTA	FT%	OFF	DEF	TOT	AVG	PF-FO	AST	TO	BLK	STL	PTS	AVG
2018-19	USF	22-19	655/29.8	38-152	.250	4-30	.133	24-45	.533	23	58	81	3.7	32-1	41	53	30	12	104	4.7
2019-20	USF	10-3	154/15.4	14-32	.438	0-0	.000	7-15	.467	13	14	27	2.7	19-0	9	13	5	5	35	3.5
<b>TOTAL</b>		<b>32-22</b>	<b>809/25.3</b>	<b>52-184</b>	<b>.283</b>	<b>4-30</b>	<b>.133</b>	<b>31-60</b>	<b>.517</b>	<b>36</b>	<b>72</b>	<b>108</b>	<b>3.4</b>	<b>51-1</b>	<b>50</b>	<b>66</b>	<b>35</b>	<b>17</b>	<b>139</b>	<b>4.3</b>

**Single Game Highs**

Statistic	Value	
Points	16	vs Tulsa 02/16/19
Rebounds	8	at SMU 01/26/19
Assists	8	vs Cincinnati 01/30/19
Steals	2	vs Tulsa 02/16/19, vs UConn 03/10/19, vs Saint Francis (PA) 11/24/19
Blocks	4	vs Wichita St. 02/23/19, vs Tulsa 02/16/19, vs Houston 03/09/19
FG Made	5	vs Tulsa 02/16/19, vs Cincinnati 01/30/19
FG Attempts	13	vs Wichita St. 02/23/19
3FG Made	1	4 times
3FG Attempts	4	at SMU 01/26/19
FT Made	6	vs Tulsa 02/16/19
FT Attempts	8	vs Tulsa 02/16/19



**2019-20 South Fla. Women's Basketball  
Individual Career Summaries  
All games**

Page 7/7  
as of Feb 02, 2020

**TSINEKE, Elena**

				Field Goals		3-Point		F-Throws		Rebounds										Scoring	
SEASON	TEAM	GP-GS	MIN/AVG	FG-FGA	FG%	3FG-FGA	3FG%	FT-FTA	FT%	OFF	DEF	TOT	AVG	PF-FO	AST	TO	BLK	STL	PTS	AVG	
2019-20	USF	17-12	416/24.5	71-172	.413	27-80	.338	34-39	.872	11	21	32	1.9	36-0	24	43	3	14	203	11.9	
TOTAL		17-12	416/24.5	71-172	.413	27-80	.338	34-39	.872	11	21	32	1.9	36-0	24	43	3	14	203	11.9	

**Single Game Highs**

Statistic	Value	
Points	20	vs Houston 01/29/20, at Temple 01/16/20
Rebounds	5	at Temple 01/16/20
Assists	4	vs Cincinnati 01/05/20
Steals	4	vs Tulane 01/25/20
Blocks	1	vs Alabama St. 12/06/19, vs Houston 01/29/20, at Tulsa 01/12/20
FG Made	9	vs Houston 01/29/20
FG Attempts	19	vs Houston 01/29/20
3FG Made	4	vs Notre Dame 11/30/19, at Temple 01/16/20
3FG Attempts	12	vs Notre Dame 11/30/19
FT Made	7	vs FGCU 11/29/19
FT Attempts	8	vs FGCU 11/29/19