



SOUTH FLORIDA
MEN'S SOCCER

2019 MEDIA GUIDE





TAMPA-ST. PETERSBURG-CLEARWATER METROPOLITAN AREA IS THE FOURTH-LARGEST METRO AREA IN THE SOUTHEASTERN U.S. AFTER MIAMI, WASHINGTON D.C. AND ATLANTA.



THE BAY AREA IS ONE OF THE FASTEST GROWING AREAS IN THE U.S. WITH POPULATION RISING AT 3.1% PER YEAR, OR NEARLY 97,000 PEOPLE PER YEAR.



FLORIDA IS THE THIRD-LARGEST STATE WITH A POPULATION OF MORE THAN 19.8 MILLION AND IS EXPECTED TO REACH MORE THAN 25.5 MILLION BY 2040.



USF QUICK FACTS

Location: Tampa, Fla.
 Enrollment: 50,577
 Nickname: Bulls
 Colors: Green & Gold
 Stadium (Capacity):
 Corbett Stadium (3,000)
 Conference: American Athletic
 President: Dr. Judy Genshaft
 Athletic Director: Michael Kelly
 Men's Soccer Head Coach: Bob Butehorn
 Butehorn Record at USF: 13-14-6
 Butehorn Record Overall: 143-113-34

2019 MEDIA GUIDE CREDITS

Editors: Lorie Garnett, Tom Zebold & Caitlin Carollo
 Outside Covers: Madison Leavelle
 Inside Covers: Madison Leavelle, Erin Beck
 Layout & Design: Erin Beck, Brian Siegrist & Lindsey Morrison

Photography: Travis Pendergrass (team photographer), Tim Britt, John Kersten, Michael Nielsen, Jason Roberts, Shane Roper, Mike Carlson, Mary Holt, Caitlin Carollo

TABLE OF CONTENTS

PROGRAM PAGES

THIS IS USF 3-15

2018 SEASON OUTLOOK

Basic USF and Team Info 17
 Roster and Pronunciation 18
 Broadcast Roster 19
 Schedule 20

COACHES & STAFF

Head Coach Bob Butehorn 21-22
 Assistant Coach Henry Apaloo 23-24
 Assistant Coach Joe Dincecco 25
 Volunteer Assistant Coach/Goalkeeper Coach
 Ryan Thompson 26
 Director of Soccer Operations Jeremy Hurdle 27

PLAYER BIOGRAPHIES

USF Players 29-52



UNIVERSITY OF SOUTH FLORIDA



THE MORE YOU KNOW

A PREEMINENT UNIVERSITY

USF was designated a "Preeminent State Research University" by the Florida Board of Governors in 2018, placing it in elite company among the Florida's highest performing research institutions and joining the University of Florida and Florida State University as the only three to earn the designation.

ONE OF THE NATION'S TOP UNIVERSITIES

USF ranked 38th among U.S. Public institutions (marking the sixth consecutive year ranked in the top 50) and in the top 300 best universities in the world, according to the 2019 Times Higher Education World University Rankings.

INNOVATIVE

USF is the nation's fifth-leading public university in generating new United States utility patents and ranks 12th among universities worldwide according to rankings released by the National Academy of Inventors (NAI) and the Intellectual Property Owners Association (IPO) (2018).

RISING FAST

USF rose to No. 58 among public universities and No. 124 among all public and private universities in the 2019 U.S. News and World Report (USNWR) National University Rankings.

STUDENT BODY

USF's fall 2018 freshman academic profile posted an average SAT score of 1,283 and a high school GPA of 4.09, which exceeds the Florida Board of Governors Preeminence benchmarks.



WITH OVER 50,000 STUDENTS, USF IS ONE OF THE LARGEST PUBLIC UNIVERSITIES IN THE NATION AND AMONG THE TOP 25 PUBLIC UNIVERSITIES FOR FEDERAL RESEARCH EXPENDITURES.

The University of South Florida is home to 14 colleges, offering more than 180 undergraduate majors. The USF System includes three, separately accredited institutions: USF, USF St. Petersburg, and USF Sarasota-Manatee. Serving more than 50,000 students, the USF System has an annual budget of \$1.8 billion and, with research totals of \$568 million, **ranks in the 25th in the nation among public research universities in the U.S.**, according to the National Science Foundation.



POINTS OF PRIDE

LOCATION, LOCATION, LOCATION

Established in 1956, USF is a high-impact, global research university located in beautiful Tampa Bay on Florida's spectacular west coast. USF was built on the former site of the Temple Orange Grove, the largest citrus grove in the world at the time.

INVENTION

USF is the founder and home of the National Academy of Inventors (NAI). The USF Chapter of the NAI has over 450 USF faculty, staff, students and alumni members collectively holding more than 2,400 U.S. patents.

REACHING NEW HEIGHTS IN RESEARCH

USF posted a record of \$568 million in total research expenditures, ranking among the top seven percent of 644 universities ranked nationally.

TOPS IN SPORTS BUSINESS

USF's Vinik Sport & Entertainment Management Program ranked as the top graduate program in Florida and the fourth-best in the world according to rankings compiled by SportBusiness International (2018).

IMPACT

USF is a top research university and major economic engine with an annual economic impact of \$4.4 billion. There are more than 1,500 faculty at the USF Tampa campus.

2019 SOUTH FLORIDA MEN'S SOCCER

1 USF WAS THE FIRST INDEPENDENT STATE UNIVERSITY CONCEIVED, PLANNED, AND BUILT DURING THE 20TH CENTURY

40 USF IS ONE OF THE NATION'S 40 MOST DIVERSE UNIVERSITIES, WITH STUDENTS FROM MORE THAN 130 COUNTRIES

2K USF'S CAMPUS IS NEARLY 2,000 ACRES, SET AMONG PALM TREES, MODERN ARCHITECTURE & SUNNY SKIES



EXCELLENCE IN ACADEMICS



ACADEMIC SUCCESS

GRADUATE

USF has graduated 179 student-athletes in the last two years, including one men's soccer player earning a degree in 2018-19.

RECORD COMBINED GPA

USF student-athletes posted a record combined GPA of 3.11 in the spring 2018 academic period, marking a record seven straight semester with a 3.0 combined GPA or higher.

HONOR ROLL

The USF men's soccer team saw 18 players earn Athletics Honor Roll recognition in fall 2018 and 17 earned conference all-academic team honors in 2018-19.

GRADUATE SUCCESS RATES

USF Athletics posted a record graduation success rate of 86 percent in 2016 and has posted a GSR of 82 percent or better for five straight years.



Elimio Ycaza graduated early in the spring of 2019 with a bachelor's degree in XXXXXXXX and is currently working on his masters degree in XXXXXXXXXXXXX.



ACADEMIC SUPPORT

FULL SUPPORT STAFF

USF boasts 13 full-time academic staffers, a sport psychologist and behavioral health specialist. Student-athletes also benefit from a learning specialist that oversees a specialized learning services staff, four academic coordinators, and 50 trained academic tutors.

FISHMAN FAMILY STUDENT-ATHLETE ENRICHMENT CENTER

USF Athletics received a \$1.45 million donation from the Fishman Family Foundation to support student-athlete scholarships and athletic department priority needs, as well as make possible a complete renovation of the Fishman Family Student-Athlete Enrichment Center (SAEC), which opened in 2017. (Pictured below and on previous page)



249 USF HAD 258 STUDENT-ATHLETES (62%) EARN A 3.0 CUMULATIVE GRADE-POINT AVERAGE OR HIGHER FOLLOWING COMPLETION OF THE 2018-19 ACADEMIC YEAR.

3.0 USF STUDENT-ATHLETES HAVE POSTED A TERM GPA (FALL OR SPRING) OVER 3.0 FOR FOUR STRAIGHT YEARS

14 USF HAD 14 SPORTS TEAMS POST A CUMULATIVE GPA OVER 3.0 FOLLOWING COMPLETION OF THE 2018-19 ACADEMIC YEAR



INVOLVED IN THE COMMUNITY



#TEAMTAMPABAY

INVOLVED & LOVING IT

Players and coaches in the USF men's soccer program are active members of the Bay Area community, regularly lending a hand and their time to such causes as:

- Paralympic Sport Tampa Bay
- G3
- A Day in Green & Gold (USF event for the Boys & Girls Clubs)
- Metropolitan Ministries
- Cleats for Kids



USF STUDENT-ATHLETES, COACHES AND STAFF HAVE LOGGED MORE THAN 9,000 HOURS IN THE BAY AREA COMMUNITY IN THE LAST TWO YEARS.



184

THE MEN'S SOCCER TEAM COMPLETED 184 HOURS OF COMMUNITY SERVICE DURING THE 2018-2019 ACADEMIC YEAR



BOOMING BAY AREA



ALL ABOUT THE BAY

YOUNG AND GROWING

More than 4.4 million people reside in the Bay Area, 40 percent are age 34 or younger.

THIRD LARGEST STATE

Florida is the third-largest state with a population of more than 20.2 million and is expected to reach more than 25.5 million by 2040.

BOOMING DOWNTOWN TAMPA

Tampa's downtown has become the locus of a wave of construction that will bring an estimated \$13 billion in investment to the region through 2022, according to Dodge Data & Analytics.

JEFF VINIK & BILL GATES DEVELOPMENT

Water Street Tampa is a \$3 billion, 16-block mega-development, which recently broke ground on a new JW Marriott hotel and the **\$164.7 million University of South Florida Morsani College of Medicine and Heart Institute**. It is a joint venture of Cascade Investment, owned by Microsoft co-founder Bill Gates, and Jeffrey N. Vinik, the owner of the Tampa Bay Lightning hockey franchise.



The new University of South Florida Morsani College of Medicine and Heart Institute will anchor the downtown Water Street Tampa development.

4.4 THE GREATER TAMPA BAY AREA (INCLUDING SARASOTA) IS HOME TO MORE THAN 4.4 MILLION RESIDENTS

11 THE TAMPA BAY AREA IS THE 11TH LARGEST TV MARKET IN THE UNITED STATES & 4TH LARGEST IN THE SOUTHEAST

The Bay area is home to five large concert venues, including the Yuengling Center on the USF campus, that bring major music acts to the Bay area on a continual basis; nearly 100 golf courses; the top-rated zoo in the U.S. according to Parent Magazine; three theme parks, including Busch Gardens and Adventure Island, a 30-acre water park; and **18 beaches, many of which are ranked among the best in the world.**



HOME SWEET TAMPA

GREAT PLACE TO LIVE

Tampa ranked as the fifth most popular American city, based on where people want to live, according to a millennial poll.

GREAT CLIMATE

Average highs range from 70 to 90°F year round, and lows 52 to 76 °F.

STAYING HOME

USF's 2019 roster contains 3 players from the Bay Area and 9 from the state of Florida.

LIVE WHERE OTHERS VACATION

USF is located near 18 beaches. In 2018, Trip Advisor rated Clearwater Beach No. 1 in the U.S. followed by Siesta Key (No. 2) and St. Petersburg Beach (No. 7).



USF ATHLETICS

USF Athletics houses practice and team facilities for 18 sports teams on a close-knit athletics campus on the east end of the University. The USF softball and baseball teams share a complex, with the Donaldson Deck overlooking both fields. The USF Track & Field Stadium hosted the 2018 NCAA East Preliminaries, while Corbett Soccer Stadium has hosted numerous conference and NCAA tournaments. The Yuengling Center is the home court of both men's and women's basketball, along with hosting concerts and other special events.

2019 SOUTH FLORIDA MEN'S SOCCER



THE USF ATHLETICS CAMPUS SPRAWLS ACROSS THE EAST END OF THE UNIVERSITY.

18

18 OF USF'S 19 SPONSORED TEAMS HAVE PRACTICE AND TEAM FACILITIES HOUSED ON THE EAST END OF CAMPUS

70

SINCE 2010, USF ATHLETICS HAS SPENT MORE THAN \$70 MILLION ON FACILITY UPGRADES, INCLUDING THE YUENGLING CENTER

54K

ATHLETES CAN GET THE BEST TREATMENT IN THE 5,400-SQUARE FOOT SPORTS MEDICINE CLINIC HOUSED IN THE LEE ROY SELMON ATHLETIC CENTER



THE HOME OF THE BULLS

SELMON ATHLETICS CENTER

The \$15 million Selmon Athletics Center sits at the center of the USF Athletics campus and houses athletics administration, coaches offices, a state-of-the-art sports medicine clinic, a 10,000-square foot weight room, academic enrichment center, and student-athlete locker rooms.

BUILDING BOOM

A \$33.5 million project begun in 2010 included new baseball, softball and soccer stadiums, football and basketball practice facilities, upgrades to the tennis facility and the construction of recreation fields. It was considered to be the largest athletic construction project in terms of facilities built at one time.

MUMA CENTER

The two-story, 51,000-square foot Muma Center provides both men's and women's basketball programs their own practice courts, locker rooms, offices, film room and lounge. The teams share a training room and strength and conditioning facilities.

FISHMAN FAMILY STUDENT-ATHLETE ENRICHMENT CENTER

The Fishman Family SAEC was renovated at a cost of nearly \$1 million and includes a computer study lab, a separate study lounge, library, and office space for counselors and tutors.

USF TRACK

USF Track & Field Stadium is one of the finest facilities in the Southeastern United States. It has a seating capacity for 4,000 and hosted the American Athletic Conference Championships in 2014 and the 2018 NCAA East Preliminaries.



CORBETT STADIUM

3K

CORBETT STADIUM HAS A CAPACITY OF OVER 3,000 DUE TO THE GRANDSTAND OF NEARLY 1,000 COMBINED WITH BERMS SURROUNDING THE FIELD

2011

OPENED FOR THE 2011 SEASON, CORBETT STADIUM IS ONE OF THE TOP COLLEGIATE SOCCER FACILITIES IN THE COUNTRY.



CORBETT FAST FACTS

The facility includes a state-of-the-art press box, a grandstand of nearly 1,000 seats, and a grassy berm surrounding three sides of the field creating a bowl-type feel. The new field stretches 120-yards by 80-yards and overlooks the athletic building, the new football practice fields and the baseball/softball complex across the street.

PROTECT THIS HOUSE: In 2015, both the men's and women's soccer teams went undefeated at home in the regular season. The only losses at Corbett came in postseason play. USF men's soccer has recorded 37 wins at Corbett Stadium over the past six years and has not lost more than two games in five of those six years.


HOSTING AT HOME: The men's and women's team combined have hosted 10 tournaments at Corbett Stadium including the NCAA first round six times, the NCAA second round twice, the NCAA third round once, and The American Athletic Conference tournament three times.



THE BULLS HAVEN'T LOST MORE THAN TWO GAMES AT CORBETT STADIUM IN FIVE OF THE PAST SIX YEARS AND HAVE WON 37 GAMES TOTAL DURING THAT SIX YEAR STRETCH. IN 2015, USF WENT UNDEFEATED AT HOME.

SPRING HOSTS

THE BULLS SHARE CORBETT IN THE SPRING, AS THE USF FOOTBALL SPRING GAME HAS BEEN HELD ON CAMPUS THE LAST THREE SEASONS.





SOUTH FLORIDA
MEN'S SOCCER

2019 OUTLOOK



USF INFORMATION

Location	Tampa, Fla.
Enrollment	50,577
Founded	1956
Colors	Green and Gold
Nickname	Bulls
Affiliation	NCAA, Division I
Conference	American Athletic Conference
Home Field	Corbett Stadium/3,000+
President	Steve Currall
Alma Mater, Year	Baylor, '82
Director of Athletics	Michael Kelly
Alma Mater	Wake Forest University
Sport Administrator	Marquita Armstead
Athletic Department Phone	(813) 974-4061

HISTORY

First Year of Soccer	1965
Overall Record	555-286-98
All-time Conference Record	120-63-33
Number of Head Coaches	7
Sun Belt Titles	9
Metro Titles	1
C-USA Titles	2
BIG EAST Titles	1
American Athletic Conference Titles	1
NCAA Appearances	20 (1969, 1970, 1971, 1973, 1975, 1982, 1996, 1997, 1998, 2001, 2005, 2007, 2008, 2009, 2010, 2011, 2012, 2013, 2015, 2016)
NCAA Best Finish	1997, 2008, 2011 (Elite Eight)

COACHING STAFF

Head Coach	Bob Butehorn
Alma Mater, Year	University of Tampa - 1985
Overall Record	143-113-34
Record at USF	13-15-6
Assistant Coach	Jeremy Hurdle
Assistant Coach	Matt Poplawski
Volunteer Assistant Coach	Tomas Cerda
Director of Operations	Tom Homa

STADIUM INFORMATION

Stadium	Corbett Stadium
Seating	3,000+
Year Opened	2011

ATHLETICS COMMUNICATIONS

Communications Assistant/MSOC	Michael Hogan
Office Phone	(813) 974-5755
Cell Phone	(813) 469-0616
Email	mhogan@usf.edu
Assistant A.D. - Communications	Brian Siegrist
Athletics Website	www.GoUSFBulls.com
Twitter	@USFMSOC
Instagram	USFMSOC

TEAM INFORMATION

2018 Overall Record	7-8-2
Home	5-2-0
Away	2-5-2
Neutral	0-1
2018 Conference Record (The American)	4-1-2
Home	3-0
Away	1-1-2
Starters Returning	8
Newcomers	7

2019 NEWCOMERS

PLAYER	POS.	HT.	YEAR	HOMETOWN
Braden Ammon	F	5'10	Fr.	Orange Park, Fla.
Cooper Blay	GK	6'4	Fr.	Gainesville, Fla.
Victor Claudel	F	5'10	Fr.	Strasbourg, France
Vinicius Loureiro	MF	5'11	Fr.	Fortaleza, Brazil
Ignasi Lupon Fores	F	5'9	Fr.	Barcelona, Spain
Salvatore Mazzaferro	MF	6'0	Fr.	Caledon East, Ontario, Canada
Sergio Pineros-Mayorga	D	5'11	Fr.	Tampa, Fla.

RETURNING STATISTICS

PLAYER	GP	SHOTS	G	A	PTS.	GWG
Felipe Baptista	13	4	2	0	4	0
Adrian Billhardt	31	64	5	10	20	1
Santiago Burgos	7	1	0	0	0	0
Harrison Devenish-Mearns	22	-	-	-	-	-
Avionne Flanagan	33	22	3	1	7	1
Henrique Gallina	15	12	1	1	3	1
Freddy Gil	9	2	0	0	0	0
Diego Guerrero	24	9	1	1	3	0
Trey Jackson	33	38	4	1	9	0
Richard Laval	15	8	0	0	0	0
Josue Monge	32	25	4	1	9	0
Marcus Murphy	15	5	0	0	0	0
Gordon Phipps	10	4	1	0	2	0
Jonathan Rosales	32	10	0	3	3	0
Stephen Rudderham	27	18	5	3	13	2
Kazuna Takase	2	-	-	-	-	-
Emilio Ycaza	17	16	3	3	9	1
Totals	337	238	29	24	82	6



2019 ROSTER

NO.	NAME	POSITION	HEIGHT	YEAR	HOMETOWN (LAST SCHOOL)
1	Harrison Devenish-Meares	GK	6-3	Sr.	Sydney, New South Wales, Australia / Killara HS
3	Sergio Pineros-Mayorga	D	5-11	Fr.	Tampa, Fla. / Sickles HS
4	Henrique Gallina	D	6-1	Fr.	Atibaia, Brazil / Colegio Espaco
5	Salvatore Mazzaferro	D	6-0	Fr.	Caledone East, Ontario, Canada / Robert F. Hall Catholic SS
6	Richard Laval	MF	6-1	So.	Madrid, Spain / Lycee Francais de Madrid
7	Vinicius Loureiro	MF	5-11	Fr.	Fortaleza, Brazil / Colegio Espaco Aberto
8	Adrian Billhardt	F	5-7	Jr.	Berlin, Germany / Flatow Oberschule
9	Victor Claudel	F	5-10	Fr.	Strasbourg, France / Lycee Jean Monee Strasbourg
10	Josue Monge	MF	6-0	Jr.	Philadelphia, Pa. / YSC Academy
11	Ignasi Lupon	F	5-9	Fr.	Barcelona, Spain / La Salle Bonanova
12	Stephen Rudderham	MF	5-11	Sr.	St. Petersburg, Fla. / Northeast HS
13	Freddy Gil	D	5-9	Jr.	West Palm Beach, Fla. / YSC Academy
14	Diego Guerrero	MF	5-5	Jr.	San Salvador, El Salvador / Colegio Highlands
15	Braden Ammon	F	5-10	Fr.	Orange Park, Fla. / Oakleaf HS
16	Felipe Baptista	MF	6-1	So.	Pembroke Pines, Fla. / Immaculate La Salle
17	Trey Jackson	MF	5-7	Jr.	Ocala, Fla. / Forest HS
18	Emilio Ycaza	MF	5-6	Jr.	St. Petersburg, Fla. / St. Petersburg Catholic
19	Marcus Murphy	D	6-0	So.	Orange Park, Fla. / Fleming Island
21	Javain Brown	D	5-11	So.	Kingston, Jamaica / Kingston College
22	Jonathan Rosales	D	5-8	Sr.	Kissimmee, Fla. / Liberty HS
23	Santiago Burgos	MF	5-9	Jr.	Miami, Fla. / Gulliver Prep
24	Gordon Phipps	MF	6-0	So.	Weston, Fla. / Cypress Bay HS
27	Avionne Flanagan	D	5-10	Jr.	Baltimore, Md. / International Connections Academy
30	Cooper Blay	GK	6-4	Fr.	Gainesville, Fla. / Gainesville HS
31	Berk Watson	GK	6-3	So.	Roswell, Ga. / Centennial
33	Kazuna Takase	GK	6-0	So.	Tomoto, Japan / Sunagawa

COACHING STAFF

Head Coach: Bob Butehorn (Tampa, '85 | third season)

Assistant Coaches: Jeremy Hurdle, Matt Poplawski

Volunteer Assistant Coach: Tomas Cerda

Director of Operations: Tom Homa

PRONUNCIATIONS

PLAYERS

1 - Harrison Devenish-Meares
 3 - Sergio Pineros-Mayorga
 4 - Henrique Gallina
 5 - Salvatore Mazzaferro
 6 - Richard Laval
 7 - Vinicius Loureiro
 8 - Adrian Billhardt
 9 - Victor Claudel
 10 - Josue Monge
 11 - Ignasi Lupon
 12 - Steven Rudderham
 14 - Diego Guerrero
 16 - Felipe Baptista
 18 - Emilio Ycaza

DEV-in-ish Mears
 PIN-air-os MY-your-ga
 EN-reek GUH-eeen-uh
 MAZZ-uh-fair-oh
 LOVE-ahl
 LUH-rare-oh
 BILL-heart
 CLAW-dell
 HO-sway Mone-hay
 IG-nah-see LOO-pon
 RUDD-er-ham
 GUER-er-oh
 FELL-eep-ay bap-TEEST-uh
 ee-MILL-ee-oh EE-cah-zah

21 - Javain Brown JUH-vain
 22 - Jonathan Rosales ROW-sall-es
 23 - Santiago Burgos SAWN-tee-ah-go BER-gohs
 24 - Gordon Phipps Fips
 27 - Avionne Flanagan AY-vee-OWN FLAN-uh-gun
 33 - Kazuna Takasa KAH-zoon-uh TAH-kah-say

COACHES

Head Coach - Bob Butehorn
 Assistant Coach - Matt Poplawski
 Vol. Assistant Coach - Tomas Cerda
 Director of Operations - Tom Homa

BUTE-Horn
 Pop-LAU-ski
 TOE-mas Sir-duh
 HO-muh

RETURNERS [19] / LOST [6] / NEWCOMERS [7]

Returners (19)

Name	GP	Pos.	Yr.	Career Stats
Felipe Baptista	13-0	M	So.	2 Goals, 4 Points
Adrian Billhardt	31-26	F	Jr.	5 Goals, 10 Assists, 20 Points
Javain Brown	0-0	D	So.	-
Santiago Burgos	7-2	M	Jr.	1 Shot, 266 Mins.
Harrison Devenish-Meares	22-8	GK	Sr.	1.65 GAA, .690 SV%, 1913:07 Mins., 78 Saves, 8-11-2 W-L-T
Avionne Flanagan	33-26	D	Jr.	3 Goals, 1 Assist, 7 Points
Henrique Gallina	15-15	D	So.	1 Goal, 1 Assist, 3 Points
Freddy Gil	9-6	D	Jr.	2 Shots, 641 Mins.
Diego Guerrero	24-8	M	Jr.	1 Goal, 1 Assist, 3 Points
Trey Jackson	33-9	M	Jr.	4 Goals, 1 Assist, 9 Points
Richard Laval	15-10	M	So.	2 SOG, 8 Shots, 937 Mins.
Josue Monge	32-25	M	Jr.	4 Goals, 1 Assist, 9 Points
Marcus Murphy	15-14	D	So.	5 Shots, 1317 Mins.
Gordon Phipps	10-2	M	So.	1 Goal, 2 Points
Jonathan Rosales	32-31	D	Sr.	3 Assists, 3 Points
Stephen Rudderham	27-3	M	Sr.	5 Goals, 3 Assists, 13 Points
Kazuna Takase	2-1	GK	So.	2.90 GAA, .375 SV%, 155:00 Mins., 3 Saves, 0-1-0 W-L-T
Berk Watson	0-0	GK	So.	-
Emilio Ycaza	17-14	MF	Jr.	3 Goals, 3 Assists, 9 Points

Losses (6)

Name	GP	Pos.	Career Stats
Aidan Bauer Marr	13-11	D	2 Shots, 994 Mins.
Kori Cupid	20-16	D	2 Goals, 4 Points
Alex Zis	29-20	M	9 Goals, 9 Assists, 27 Points
Tomasz Skublak	32-27	F	10 Goals, 3 Assists, 23 Points
Raul Guinea	1-0	D	11 Mins.
Danny Cabrera	0-0	M	-

Newcomers (7)

Name	Pos.	Yr.	Hometown (Previous School)
Braden Ammon	F	Fr.	Orange Park, Fla.
Cooper Blay	GK	Fr.	Gainesville, Fla.
Victor Claudel	F	Fr.	Strasbourg, France
Ignasi Lupon Fores	F	Fr.	Barcelona, Spain
Vinicius Loureiro	MF	Fr.	Fortaleza, Brazil
Salvatore Mazzaferro	D	Fr.	Calden East, Ontario, Canada
Sergio Pinero-Moyorga	D	Fr.	Tampa, Fla.

MISCELLANEOUS ROSTER INFORMATION

BY STATE/COUNTRY

Florida (12): Braden Ammon, Felipe Baptista, Cooper Blay, Santiago Burgos, Freddy Gil, Trey Jackson, Marcus Murphy, Gordon Phipps, Sergio Pinero-Moyorga, Jonathan Rosales, Stephen Rudderham, Emilio Ycaza

Brazil (2): Henrique Gallina, Vinicius Loureiro

Spain (2): Richard Laval, Ignasi Lupon Fores

Australia (1): Harrison Devenish-Meares

Canada (1): Salvatore Mazzaferro

El Salvador (1): Diego Guerrero

France (1): Victor Claudel

Germany (1): Adrian Billhardt

Georgia (1): Berk Watson

Jamaica (1): Javain Brown

Japan (1): Kazuna Takase

Maryland (1): Avionne Flanagan

Pennsylvania (1): Josue Monge

BY CLASS

Senior (3): Harrison Devenish-Meares, Stephen Rudderham, Jonathan Rosales

Junior (8): Adrian Billhardt, Santiago Burgos, Avionne Flanagan, Freddy Gil, Diego Guerrero, Trey Jackson, Josue Monge, Emilio Ycaza


Sophomore (8): Felipe Baptista, Avionne Brown, Henrique Gallina, Richard Laval, Marcus Murphy, Gordon Phipps, Kazuna Takase, Berk Watson

Freshman (5): Braden Ammon, Cooper Blay, Victor Claudel, Ignasi Lupon Fores, Vinicius Loureiro, Salvatore Mazzaferro, Sergio Pinero-Moyorga


2019 BROADCAST ROSTER




Harrison Devenish-Mearns
#1 | Jr. | GK




Sergio Pineros-Mayorga
#3 | Fr. | D




Henrique Gallina
#4 | Fr. | D




Salvatore Mazzaferro
#5 | Fr. | D




Richard Laval
#6 | Fr. | MF




Vinicius Loureiro
#7 | Fr. | MF




Adrian Billhardt
#8 | So. | F




Victor Claudel
#9 | Fr. | F




Josue Monge
#10 | So. | MF




Ignasi Lupon Fores
#11 | Fr. | F




Stephen Rudderham
#12 | Jr. | MF




Freddy Gil
#13 | So. | D




Diego Guerrero
#14 | So. | MF




Braden Ammon
#15 | Fr. | F




Felipe Baptista
#16 | Fr. | MF




Trey Jackson
#17 | So. | D




Emilio Ycaza
#18 | So. | MF




Marcus Murphy
#19 | Fr. | D




Javain Brown
#21 | Fr. | D



Jonathan Rosales
#22 | Jr. | D




Santiago Burgos
#23 | So. | MF




Gordon Phipps
#24 | Fr. | MF




Avionne Flanagan
#27 | So. | D



Cooper Blay
#30 | Fr. | GK




Berk Watson
#31 | Fr. | GK




Kazuna Takase
#33 | Fr. | GK




Bob Butehorn
Head Coach



Jeremy Hurdle
Assistant Coach



Matt Poplawski
Assistant Coach



Tom Homa
Director of Soccer Operations



Tomas Cerda
Volunteer Assistant
Coach

2019 SCHEDULE

DAY	DATE	OPPONENT	LOCATION	TIME (ET)
Saturday	Aug. 17	Eastern Florida State College (Exh.)	Tampa, Fla.	7 p.m.
Wednesday	Aug. 21	Eckerd College (Exh.)	Tampa, Fla.	7 p.m.
Saturday	Aug. 24	University of Tampa (Exh.)	Tampa, Fla.	7 p.m.
Friday	Aug. 30	Maryland	College Park, Md.	7 p.m.
Friday	Sept. 6	Marquette	Tampa, Fla.	7 p.m.
Monday	Sept. 9	Louisville	Tampa, Fla.	7 p.m.
Friday	Sept. 13	Lipscomb	Nashville, Tenn.	8 p.m.
Tuesday	Sept. 17	Ohio State	Tampa, Fla.	7 p.m.
Tuesday	Sept. 24	North Florida	Jacksonville, Fla.	7 p.m.
Friday	Sept. 27	UCONN	Tampa, Fla.	7 p.m.
Tuesday	Oct. 1	Florida Gulf Coast	Tampa, Fla.	7 p.m.
Saturday	Oct. 5	Tulsa	Tulsa, Okla.	8 p.m.
Friday	Oct. 11	SMU	Tampa, Fla.	7 p.m.
Tuesday	Oct. 15	Jacksonville	Tampa, Fla.	7 p.m.
Friday	Oct. 18	Temple	Philadelphia, Penn.	7 p.m.
Tuesday	Oct. 22	FIU	Tampa, Fla.	7 p.m.
Saturday	Oct. 26	UCF	Tampa, Fla.	7 p.m.
Friday	Nov. 1	Cincinnati	Tampa, Fla.	7 p.m.
Tuesday	Nov. 5	Memphis	Memphis, Tenn.	8 p.m.

2019 AMERICAN CHAMPIONSHIP

Saturday	Nov. 9	First Round	Campus Sites	TBD
Wednesday	Nov. 13	Semifinals	No. 1 Seed	TBD
Saturday	Nov. 16	Finals	No. 1 Seed	TBD

2019 NCAA TOURNAMENT

Friday	Nov. 22	First Round	Campus Sites	TBD
Sunday	Nov. 24	Second Round	Campus Sites	TBD

BOLD indicates home match at Corbett Soccer Stadium
 All times are eastern and subject to change



BOB BUTEHORN

HEAD COACH

3rd Season // 142-113-34 // UT, 85'

Bob Butehorn finished his second season at the helm of the men's soccer team in 2018. He was named to the head coaching position in 2017.

In 2018, Butehorn and the Bulls improved to 4-1-2 in conference play. He oversaw the development of senior Tomasz Skublak, who earned first team American Athletic All-Conference honors, as well as second team Scholar All-America and first team Scholar All-South Region recognition. Alex Zis and Avionne Flanagan also earned second team American Athletic All-Conference, while freshman product Henrique Gallina was named to the All-Rookie team.

Butehorn set off to a great start with USF men's soccer in 2017, finishing with a 6-6-4 mark in his first season at the helm.

Butehorn and the team eclipsed rival UCF with an exhilarating 3-2 victory in double-overtime and captured the Rowdies Cup in the annual exhibition matchup against Tampa, Butehorn's alma mater. The team also played then-No. 8 Louisville to a draw in double overtime, while adding conference wins over Tulsa and Cincinnati. Butehorn trained freshman Adrian Billhardt up to a first team all-conference selection and AAC Rookie of the Year in 2017. Also joining Billhardt on the all-conference team was senior Ricardo Gomez. Billhardt was also named to the AAC Rookie Team, alongside freshman midfielder Josue Monge. Under Butehorn, junior goalkeeper Christian Knight recorded 15 saves in the contest against SMU, where the Bulls and the Mustangs battled through two overtimes to a scoreless draw.

As a team, USF ranked in the top 50 in the nation in 2017 in corner kicks, scoring offense, and shots on goal per game. Individually, Billhardt ranked in the top 50 in assists per game, while Knight had a top 30 ranking in save percentage and saves per game in the nation.

Former USF Director of Athletics Mark Harlan announced Dec. 18, 2016 the appointment of Bob Butehorn as head coach the USF men's soccer program.

A member of the University of Tampa's 1981 national championship team and a three-time conference coach of the year, Butehorn previously led Florida Gulf Coast University's men's soccer program to six conference regular season championships, four NCAA Tournament appearances and Top 25 rankings in five seasons since 2010.

Butehorn has over 20 years of collegiate coaching experience, including 10 seasons (2007-16) as head coach at FGCU where he built program from the ground up. Hired a year prior to the program's inaugural season in 2007, Butehorn guided the Eagles to a 95-62-23 record in 10 seasons, including a dominant 52-18-7 mark in the Atlantic Sun Conference (ASUN). Under his direction, FGCU spent parts of five seasons in the national rankings, climbing as high as No. 11 in the country in the official NSCAA poll during the 2016 regular season.

FGCU was a rising program in the South Region under Butehorn, who led the Eagles to an unprecedented six straight ASUN Conference regular-season championships from 2010-15 and four NCAA Tournament appearances in only six years of eligibility. The Eagles went 40-5-5 in ASUN regular season games since 2010 and he coached 63 ASUN All-Conference selections at FGCU.

BUTEHORN FILE

Hometown: Baltimore, Md.
Alma Mater: University of Tampa - 1985
Family: Wife - Cindy
 Daughters - Madison and Jessica

CONFERENCE CHAMPIONSHIPS (3)
NCAA APPEARANCES (5)
NCAA SECOND ROUND (2)
 2010, 2017

Butehorn was named ASUN Coach of the Year three times (2009, 2011 and 2015) and the NSCAA Region Coach of the Year in 2012. In 2015, FGCU players were named ASUN Player of the Year, Defensive Player of the Year and Goalkeeper of the Year. FGCU players also excelled in the classroom earning 49 ASUN All-Academic honors and Butehorn's teams received six NSCAA Team Academic Awards.

Prior to FGCU, Butehorn spent five seasons as an assistant coach at the University of Pennsylvania and prior to that was the head coach at Atlantic 10 member St. Bonaventure University from 1995-99. Taking over a program that had won just two games the season prior to his arrival, Butehorn led the Bonnies to school record 12 wins (12-6) in 1997.

COACHING CAREER

1990-1994 University of Maryland, Assistant Coach
 1995-1999 St. Bonaventure University, Head Coach
 2000-2005 University of Pennsylvania, Assistant Coach
 2007-2016 FGCU, Head Coach
 2017-Present USF, Head Coach

Butehorn also served as an assistant coach for the University of Maryland for five seasons, from 1990-94, where he was an integral part of the turnaround of a program that eventually advanced to the NCAA Sweet 16 in 1994. He also coached numerous amateur players from the East Region as the Region I Festival Coach for the U.S. Soccer Federation (1996-98), leading the East squad to two gold medals and seeing 12 of his players eventually join Major League Soccer teams.

USF AND COACH BUTEHORN

YEAR	RECORD	CONFERENCE
2018	7-8-2	4-1-2
2017	6-6-4	3-2-2

Butehorn graduated from the University of Tampa in 1985 with a bachelor's degree in sports science/physical education. He was a member of the UT soccer team that won the 1981 NCAA National Soccer Championship. He went on to earn a master's degree at the University of Pennsylvania.

During his coaching career, Butehorn has served on the NCAA Regional Selection Committee and the NSCAA Regional Ranking Committee for which he held the chairman position for two years (1997-98). He is also a member of the National Soccer Coaches Association of America (NSCAA) and the United States Soccer Federation.

COACHING ACCOMPLISHMENTS

2009, 2011, 2015 ASUN Coach of the Year
 2012 NSCAA Region Coach of the Year

Butehorn has also coached numerous amateur players from the East Region as the Region I Festival Coach for the U.S. Soccer Federation. During his three-year tenure (1996-98) as a festival coach, Butehorn led the East squad to two gold medals and saw 12 of his players eventually join Major League Soccer teams.

His accreditations include a United States Soccer Federation "A" license and an U.S. Regional Soccer Clinician. Butehorn graduated from the University of Tampa in 1985 with a bachelor's degree in sports science/physical education. As a student-athlete at Tampa, he was a member of the soccer team that won the 1981 NCAA National Soccer Championship. Butehorn finished his graduate work and earned his Master's degree at the University of Pennsylvania.

Butehorn and his wife, Cindy, have two daughters: Madison and Jessica.





**ASSISTANT
COACH**

JEREMY HURDLE

2nd Season // McGill, '12


Jeremy Hurdle was promoted to assistant coach in 2019, after serving as the Bulls' Director of Soccer Operations.

In 2018, Hurdle was named the Florida Youth Soccer Association Coach of the Year, and the US Youth Soccer South Region Coach of the Year.

Hurdle previously completed his first season as an assistant coach at the University of Pennsylvania. The Quakers finished the 2016 season with a record of 5-5-6, a 3-3-1 mark in the Ivy League. Hurdle was one of 30 coaches nationwide named to the National Soccer Coaches Association of America's "NSCAA 30 Under 30" program which provides year-long mentorship and educational opportunities to up-and-coming coaches. Hurdle currently holds the U.S. Soccer "B" License as well as the United Soccer Coaches Advanced National Diploma.

As a player, Hurdle was a four-year starter and captain for McGill University. He earned a Canadian Silver Medal in 2009 and the Quebec Silver Medal in 2009 and 2011, as well as a one-time conference all-star recognition. Prior to his time at McGill, Hurdle captained a team for the University of Auckland, New Zealand.

Hurdle graduated from McGill in 2012 with a degree in geography.



**ASSISTANT
COACH**

MATT POPLAWSKI

1st Season // Penn, '17

Matt Poplawski joins the USF Men's Soccer staff as an Assistant Coach. He spent the past two seasons with the Wake Forest Men's Soccer program as the Volunteer Assistant Coach.

In his two seasons in Winston-Salem, he helped the Deacons to a combined 37-5-2 overall record. These two seasons included two ACC Atlantic Division Titles, one ACC Championship, and two NCAA Tournament berths as the No. 1 overall seed.

Poplawski was part of a staff which earned the United Soccer Coaches South Region Staff of the Year honors in 2017. He helped coach five All-Americans including MAC Hermann Trophy and Senior Class Award winner Jon Bakero and CoSIDA Academic All-America of the Year winner Kevin Politz. Kevin and Jon made up two of the eleven Deacons to head to the MLS ranks since 2017.

Prior to Wake Forest, Poplawski attended University of Pennsylvania where he was a two-sport varsity athlete. On the pitch, he was a two-time All-Ivy League honoree and two-year team captain. His freshman year, he earned All-League honors as he helped lead the team to a conference championship, reaching the NCAA Tournament before falling in PKs. He closed out his career as a first team All-Ivy honoree his senior season, finishing with four goals and an assist, as he was the only Quaker to start all 17 games. He also played basketball for two seasons, earning three starts in 17 appearances.

He was a four-year member of the Student-Athlete Advisory Committee, and he served as president during the 2016-17 academic year.

Poplawski - who holds a U.S. Soccer "D" Coaching License - graduated from Penn in 2017 with a Bachelors in Economics and a Minor in Psychology from the Wharton School of Business



VOLUNTEER ASSISTANT COACH

TOMAS CERDA

1st Season // FGCU, '17

Tomas Cerda was a part of FGCU soccer from 2011 until July of 2018. Cerda played for head coach Bob Butehorn at FGCU before transitioning to a coaching role in 2013. In total, Cerda has been a part of six conference tournament championships and six regular season championship titles.

Cerda worked with Nathan Ingham who currently plays professionally for FC Edmonton in the North American Soccer League. Ingham holds FGCU career records for best save percentage, goals against average and most shutouts. Cerda also worked with women's goalkeeper Brittany Brown, who posted FGCU career records in shutouts, goals against average, saves, and wins.


During his time with FGCU women's soccer, the Eagles made it to the second round of NCAA Tournament for the first time in program history. Under Butehorn, Cerda and the men's team qualified to the second round of the NCAA Tournament for their first time in program history.

Cerda also coached at Stetson University for a short stint for the 2018 college soccer season. He helped Stetson reach their first Atlantic Sun Conference Tournament final in over eight years. Cerda's best goalkeeper made the all tournament team and Cerda is credited with improving the goalkeeper group tremendously in one season.

Cerda has also worked with the MLS club Orlando City SC and coached the PDL team Lakeland Tropics where his goalkeepers had numerous team of the week honors. Besides goalkeepers, most noted players he has trained are Demarcus Beasley from the U.S. Men's National Team and Heather O'Reilly from the U.S. Women's National Team. Cerda has a bachelor's degree in communication from FGCU.



DIRECTOR OF OPERATIONS



TOM HOMA

1st Season // Illinois, '16

Tom Homa was named the Director of Operations for men's soccer in June 2019. His primary responsibilities will surround performance analysis, team travel coordination, community outreach, video breakdown, and marketing and promotions.

Tom comes to USF from Augsburg University in Minneapolis, where he served as the men's soccer graduate assistant for two years and helped the team reach the MIAC tournament championship and NCAA tournament for the first time since 2010. He also coached two youth teams at area club BV United and received Male Coach of the Year honors in 2018.

Prior to arriving at Augsburg, Homa studied supply chain management and marketing and played soccer at Illinois. He was also a manager for the women's team at Illinois, followed by serving as a national teams camp coordinator for U.S. Soccer. Additionally, he worked as a consultant in Chicago for one year after graduating.



SOUTH FLORIDA
MEN'S SOCCER

2019 PLAYERS





1 HARRISON DEVENISH-MEAURES

SENIOR // GOALKEEPER // 6-3 // KILLARA HIGH SCHOOL // SYDNEY, NEW SOUTH WALES, AUSTRALIA

- **USF Athletics Honor Roll (Fall 2018)**
- **American Athletic Conference Goalkeeper of the Week (Oct. 8, 2018; Sept. 3, 2018)**

Before USF: Played with the Northern Tigers Football Club in the Australian National Premier League ... Helped the U20 team win back-to-back championships in the ANPL 2.

2018 (Junior): Named American Athletic Conference Goalkeeper of the Week for his efforts against SMU (Oct. 6) ... Set a career high with 10 saves in a game against SMU ... Named American Athletic Conference Goalkeeper of the Week for his match against Virginia Tech ... Made nine saves and allowed one goal against Virginia Tech ... Used a five-save performance to earn a shutout victory against Ohio State (Sept. 7) ... Tallied a shutout against Memphis (Nov. 2) ... Recorded 64 total saves and two shutouts in 16 starts ... Finished first in the conference with 4.0 saves per game.

2017 (Sophomore): Played in six games, started in five ... Made first career start in debut against Lipscomb (Aug. 28) ... Amassed over 450 minutes for the Bulls ... Made 14 saves and earned one win ... His lone win came in a three-save shutout effort against Lipscomb.

Season	GP-GS	Min.	GA	GAAvg	SV	SV%	W-L-T	Sho
2017	6-5	456:49	10	1.67	14	.583	1-4-0	1
2018	16-16	1456:18	25	1.55	64	.719	7-7-2	2
Totals	22-21	1913:07	35	1.59	78	.690	8-12-2	3



3 SERGIO PINEROS-MAYORGA

FRESHMAN // DEFENDER // 5-11 // SICKLES HS // TAMPA, FLA.

Before USF: Played for Clearwater Chargers SC Academy ... Scored one goal in 15 games his senior year ... Attended Sickles High School in Citrus Park.

Season	GP-GS	Min.	G	A	P	Shot	Shot%	SOG	SOG%	GW	PK-ATT
Total	-	-	-	-	-	-	-	-	-	-	-



4 HENRIQUE GALLINA


SOPHOMORE // DEFENDER // 6-1 // COLÉGIO ESPAÇO // ATIBAIA, BRAZIL

- American Athletic Conference All-Rookie selection (2018)

2018 (Freshman): Named to the AAC All-Rookie team ... Started in 15-of-15 games ... Made first career start against Michigan State (Aug. 24) ... Recorded game-winning goal in victory over Stetson (Sept. 25) ... Played 1,366 minutes.

Before USF: Played for Palmeiras FC in Brazil ... Spent time in Southern California training with FC Golden State of the U.S. Soccer Development Academy.

Season	GP-GS	Min.	G	A	P	Shot	Shot%	SOG	SOG%	GW	PK-ATT
2018	15-15	1366:00	1	1	3	12	.083	5	.417	1	0-0
Total	15-15	1366:00	1	1	3	12	.083	5	.417	1	0-0



5 SALVATORE MAZZAFERRO

FRESHMAN // DEFENDER // 6-0 // ROBERT F. HALL CATHOLIC SS // CALEDON EAST, ONTARIO, CANADA

Before USF: Played with the U19 Toronto FC team as part of the MLS Academy and at Robert F. Hall Catholic SS ... Helped his team win the Canadian national championship and Disney Cup in 2015 ... Won athlete of the year at St. Cornelius ... Captain of the Robert F. Hall Catholic SS soccer team ... Scored two goals in three seasons with Toronto FC.

Season	GP-GS	Min.	G	A	P	Shot	Shot%	SOG	SOG%	GW	PK-ATT
Total	-	-	-	-	-	-	-	-	-	-	-



6 RICHARD LAVAL

SOPHOMORE // MIDFIELDER // 6-1 // ATLÉTICO MADRID U-19 // MADRID, SPAIN

- USF Athletics Honor Roll (Fall 2018)

2018 (Freshman): Started in 10-of-15 games played ... Made first career start against Virginia Tech (Aug. 31) ... Had two shots on goal on eight shot attempts ... Played 937 minutes.

Before USF: Trained with Atlético Madrid U-19 and named to the Champions Division of Honor in 2017-18.

Season	GP-GS	Min.	G	A	P	Shot	Shot%	SOG	SOG%	GW	PK-ATT
2018	15-10	937:00	0	0	0	8	.000	2	.250	0	0-0
Total	15-10	937:00	0	0	0	8	.000	2	.250	0	0-0



7 VINICIUS LOUREIRO

FRESHMAN // MIDFIELDER // 5-7 // WHITE OAKS SECONDARY // OAKVILLE, ONTARIO, CANADA

Before USF: Played for FC Utrecht out of the Netherlands ... Tallied two goals in 1,600 minutes of U19 competition.

Season	GP-GS	Min.	G	A	P	Shot	Shot%	SOG	SOG%	GW	PK-ATT
Total	-	-	-	-	-	-	-	-	-	-	-



8 ADRIAN BILLHARDT

JUNIOR // FORWARD // 5-7 // BERLIN, GERMANY

- **USF Athletics Honor Roll (Fall 2018)**
- **American Athletic Conference Rookie of the Year (2017)**
- **United Soccer Coaches NCAA Div. I Men's Soccer All-East Region, Third Team (2017)**
- **First Team All-Conference (2017)**
- **American Athletic Conference All-Rookie Team (2017)**

Before USF: Played in the Men's Regionalliga, the highest league non-professional in Germany ... Played for FC Union Berlin as well as practicing with second Bundesliga team ... In U19 play, led team to a second-place finish in Regionalliga and a State Cup Championship ... Invited to U17 National team training camp ... Member of the Berlin All-Star state team.

2018 (Sophomore): Started in 13-of-16 games played ... Tallied 11 shots on goal out of 33 shots taken ... Tallied four assists on the year ... Ranked second in the conference with 0.47 assists per game ... Played 1,040 minutes of action.

2017 (Freshman): Named to First Team All-American Athletic Conference ... Also selected for the American Athletic Conference All-Rookie Team, All-East Third Team, and was named American Athletic Conference Rookie of the Year ... Started in 13-of-15 games played ... Led the Bulls with 16 points in his rookie campaign ... Recorded five points in conference play, which was among league leaders in The American ... Finished first in the conference in assists per game (0.40) and second in total assists (6) ... Scored five goals and six assists ... Tallied 1,060 minutes of game time.

Season	GP-GS	Min.	G	A	P	Shot	Shot%	SOG	SOG%	GW	PK-ATT
2018	16-13	1040:00	0	4	4	33	.000	11	.333	0	0-0
2017	15-13	1060:00	5	6	11	31	.161	13	.419	1	1-1
Total	31-26	2100:00	5	10	15	64	.078	24	.375	1	1-1



9 VICTOR CLAUDEL



FRESHMAN // MIDFIELDER // 5-10 // LYCEE JEAN MONEE STRASBOURG // STRASBOURG, FRANCE

Before USF: Played with the Strasbourg Pro Academy in both the U17 and U19 programs ... Scored 20 goals and 11 assists with Strasbourg ... Has two brothers and a sister.

Season	GP-GS	Min.	G	A	P	Shot	Shot%	SOG	SOG%	GW	PK-ATT
Total	-	-	-	-	-	-	-	-	-	-	-



10 JOSUE MONGE

R-SOPHOMORE // MIDFIELDER // 6-0 // YSC ACADEMY // PHILADELPHIA, PA.


- USF Athletics Honor Roll (Fall 2018)**

2018 (Sophomore): Started in 12-of-16 games played ... Scored two goals on season ... Played 871 minutes.

2017 (Freshman): Started in 13-of-16 games played ... Tallied two goals and one assist on the season ... Took 17 shots with nine on frame... Recorded 1,167 minutes on the season.

Before USF: After playing for the Philadelphia Union Academy, he joined their affiliate Bethlehem Steel FC on an amateur contract, to maintain his eligibility.

Season	GP-GS	Min.	G	A	P	Shot	Shot%	SOG	SOG%	GW	PK-ATT
2018	16-12	871:00	2	0	4	8	.250	2	.250	0	0-0
2017	16-13	1167:00	2	1	5	17	.118	9	.529	0	0-0
Total	32-25	2038:00	4	1	9	25	.160	11	.440	0	0-0



11 **IGNASI LUPON**

FRESHMAN // FORWARD // 5-9 // LA SALLE BONANOVA // BARCELONA, SPAIN

Before USF: Played for CE Europa U19 in Division de Honor, the highest amateur level in Spain.

Season	GP-GS	Min.	G	A	P	Shot	Shot%	SOG	SOG%	GW	PK-ATT
Total	-	-	-	-	-	-	-	-	-	-	-



12 STEPHEN RUDDERHAM

SENIOR // MIDFIELDER // 5-11 // NORTHEAST HS // ST. PETERSBURG, FLA.

- USF Athletics Honor Roll (Fall 2018)
- American Athletic Conference Play of the Week (Sept. 24, 2018)
- American Athletic Conference Honor Roll (Oct. 1, 2018; Sept. 18, 2017)
- American Athletic Conference Rookie of the Week (Sept. 12, 2016)


2018 (Junior): Started in 3-of-15 games played ... Goal against UConn on Sept. 22 won American Athletic Conference Play of the Week ... Named to American Athletic Conference Honor Roll on Oct. 1 after tallying an assist against Stetson (Aug. 25) ... Scored three goals and one assist ... Made 12 shots and seven shots on goal ... Accumulated 527 minutes.

2017 (Sophomore): Played in 12 games ... Both of his two goals were game-winning scores ... Added two assists on the season ... Named to the American Athletic Conference Honor Roll for scoring the game-winning goal against Loyola Marymount (Sept. 17) ... Took six shots, two of which were on frame ... Recorded 282 minutes.

2016 (Freshman): Started in 7-of-14 games ... Took four shots with two on goal ... Scored one game winning goal, leading to a USF win against San Francisco ... Accumulated over 500 minutes of game time.

Before USF: Played for the FC Tampa Rangers U17 team ... Trained in Europe on multiple occasions.

Season	GP-GS	Min.	G	A	P	Shot	Shot%	SOG	SOG%	GW	PK-ATT
2018	16-3	527:00	3	1	7	12	.250	7	.583	0	0-0
2017	12-0	282:00	2	2	6	6	.333	2	.333	2	0-0
2016	5-3	272:00	1	0	2	3	.333	3	1.000	0	0-0
Total	33-6	1081:00	6	3	15	21	.286	12	.571	2	0-0



13 FREDDY GIL

JUNIOR // DEFENDER // 5-9 // YSC ACADEMY // WEST PALM BEACH, FLA.

2018 (Sophomore): Started in 5-of-15 games played ... Recorded one assist in a match against Tulsa (Sept. 29) ... Tallied a total of 704 minutes of defensive action.

2017 (Freshman): Started in 6-of-9 games played ... Had two shots on the season as a defender... Amassed almost 641 minutes for the season.

Before USF: Played for the Philadelphia Union – affiliated YSC Academy ... Originally from West Palm Beach but moved to Philadelphia to train with the Union ... As a defender, Gil earned 18 starts and scored three goals.

Season	GP-GS	Min.	G	A	P	Shot	Shot%	SOG	SOG%	GW	PK-ATT
2018	15-5	704:00	0	1	1	2	.000	1	.500	0	0-0
2017	9-6	641:00	0	0	0	2	.000	0	.000	0	0-0
Total	24-11	1345:00	0	1	1	4	.000	1	.250	0	0-0



14 DIEGO GUERRERRO

JUNIOR // MIDFIELDER // 5-5 // COLEGIO HIGHLANDS // SAN SALVADOR, EL SALVADOR

2018 (Sophomore): Started in 4-of-13 games played ... Scored lone goal against FIU (Oct. 23) ... Recorded one assist against Cincinnati (Oct. 27) ... Recorded 482 minutes.

2017 (Freshman): Started in 4-of-11 games played ... Had six shots on the season ... Accumulated 455 minutes.

Before USF: Has over five years of international playing experience ... Played friendly matches with the El Salvador U17 National Team ... Earned a spot on the U18 team ... Represented El Salvador in the Central American Games.

Season	GP-GS	Min.	G	A	P	Shot	Shot%	SOG	SOG%	GW	PK-ATT
2018	13-4	482:00	1	1	3	3	.333	2	.667	0	0-0
2017	11-4	455:00	0	0	0	6	.000	0	.000	0	0-0
Total	24-8	937:00	1	1	3	9	.111	2	.222	0	0-0



16 FELIPE BAPTISTA


SOPHOMORE // MIDFIELDER // 6-1 // IMMACULATE LA SALLE // PEMBROKE PINES, FLA.

- **USF Athletics Honor Roll (Fall 2018)**

2018 (Freshman): Played in 13 games ... Tallied two goals on three shots on goal ... Scored first career goal for the Bulls in win over Stetson (Sept. 25) ... Accumulated 276 minutes.

Before USF: Played for Kendall SC U-19 in US Soccer Development Academy... Scored 19 goals and 14 assists in high school career... Named First Team All-Dade and First Team All-Region as a senior at Immaculata La Salle.

Season	GP-GS	Min.	G	A	P	Shot	Shot%	SOG	SOG%	GW	PK-ATT
2018	13-0	276:00	2	0	4	4	.500	3	.750	0	0-0
Total	13-0	276:00	2	0	4	4	.500	3	.750	0	0-0



17 TREY JACKSON

R-SOPHOMORE // MIDFIELDER // 5-7 // FOREST HS // OCALA, FLA.

- USF Athletics Honor Roll (Fall 2018, Fall 2017)

2018 (Sophomore): Started in 6-of-17 games played ... Recorded two goals and one assist ... Had 10 shots on goal and 21 total shots taken ... Played 682 minutes.

2017 (Freshman): Started 3-of-16 games played ... Had two goals on the season on 17 shots, including eight shots on goal ... Tallied 659 minutes of game time.

Before USF: Member of Forest High School's boys soccer team in Ocala, Fla. ... Played for LEG A-Z Gainesville ... Led his team to the Florida Youth Soccer Association State Cup Championship in 2014 and 2015 ... Five-time Region 3 ODP Team honoree.

Season	GP-GS	Min.	G	A	P	Shot	Shot%	SOG	SOG%	GW	PK-ATT
2018	17-6	682:00	2	1	5	21	.095	10	.476	0	0-0
2017	16-3	659:00	2	0	4	17	.118	8	.471	0	0-0
Total	33-9	1341:00	4	1	9	38	.105	18	.474	0	0-0



18 EMILIO YCAZA

JUNIOR // MIDFIELDER // 5-6 // ST. PETERSBURG CATHOLIC // ST. PETERSBURG, FLA.

- American Athletic Conference Rookie of the Week (Nov. 5)
- USF Athletics Honor Roll (Fall 2018)

2018 (Sophomore): Started in 14-of-17 games played ... Named AAC Rookie of the Week after scoring the game-winning goal in the regular-season finale against Memphis (Nov. 2) ... Scored three goals and added three assists on season ... Played a total of 1,351 minutes.

Before USF: Joined the IF Brommapojkarna's U19 squad in Sweden for the 2016 season ... The IF Brommapojkarna's development academy was named the best in Sweden shortly after.

Season	GP-GS	Min.	G	A	P	Shot	Shot%	SOG	SOG%	GW	PK-ATT
2018	17-14	1351:00	3	3	9	16	.188	7	.438	1	0-0
Total	17-14	1351:00	3	3	9	16	.188	7	.438	1	0-0



19 MARCUS MURPHY


FRESHMAN // DEFENDER // 6-0 // FLEMING ISLAND HIGH SCHOOL // ORANGE PARK, FLA.

- American Athletic Conference Honor Roll (Nov. 5)

2018 (Freshman): Started in 14-of-15 games played ... Named to American Athletic Conference Honor Roll for efforts in the regular-season finale shutout victory against Memphis (Nov. 3) ... Recorded five shots on goal ... Accumulated 1,317 minutes of action.

Before USF: Played club soccer at Clay County Soccer Club from the age of six ... Led Fleming Island High School to a Florida State Championship ... Named to the Olympic Development Program Region 3 team ... Invited to the National Team Pool tryouts ... Graduated from Fleming Island High School six months early to fulfill his dream on the collegiate stage and began training with USF in the spring of 2018.

Season	GP-GS	Min.	G	A	P	Shot	Shot%	SOG	SOG%	GW	PK-ATT
2018	15-14	1317:00	0	0	0	5	.000	0	.000	0	0-0
Total	15-14	1317:00	0	0	0	5	.000	0	.000	0	0-0



21 JAVAIN BROWN

R-FRESHMAN // DEFENDER // 5-11 // KINGSTON COLLEGE // KINGSTON, JAMAICA

- USF Athletics Honor Roll (Fall 2018)

2018 (Redshirt): Redshirted the 2018 season.

Before USF: Played for the Jamaican National Team and posted recent starts against Turkey, South Korea, St. Kitts, and Barbados ... plays for HarbourView FC in Jamaica ... selected as captain of his school team, Kingston College.

Season	GP-GS	Min.	G	A	P	Shot	Shot%	SOG	SOG%	GW	PK-ATT
Total	-	-	-	-	-	-	-	-	-	-	-



22 JONATHAN ROSALES

SENIOR // DEFENDER // 5-8 // LIBERTY HS // KISSIMMEE, FLA.

- USF Athletics Honor Roll (Fall 2018)**

2018 (Junior): Started in 16-of-17 games played ... Tallied three assists ... Scored first USF point against Ohio State (Sept. 7) with an assist ... Saw 1,339 minutes of action on the field.

2017 (Sophomore): Started in all 15 games in which he appeared ... Played for 1,333 minutes.

2016 (Freshman): Did not see action.

Before USF: Selected to play for the U.S. U-17 national team ... Played for both of Orlando City's U-16 and U-18 teams last season ... Member of the USSDA 16's East Division Starting XI team.

Season	GP-GS	Min.	G	A	P	Shot	Shot%	SOG	SOG%	GW	PK-ATT
2018	17-16	1339:00	0	3	3	6	.000	0	.000	0	0-0
2017	15-15	1333:00	0	0	0	4	.000	0	.000	0	0-0
Total	32-31	2672:00	0	3	3	10	.000	0	.000	0	0-0



23 SANTIAGO BURGOS

R-SOPHOMORE // MIDFIELDER // 5-9 // GULLIVER PREP // MIAMI, FLA.

2018 (Sophomore): Out for the season with injury.

2017 (Freshman): Started in 2-of-7 games played ... Made first USF start against SMU (Oct. 29) ... Tallied a shot ... Played 266 minutes.

Before USF: Played for Gulliver Prep and Kendall Soccer Coalition, a member of the US Soccer Development Academy ... With Kendall SC, Burgos made 18 appearances and 17 starts with two goals last season.

Season	GP-GS	Min.	G	A	P	Shot	Shot%	SOG	SOG%	GW	PK-ATT
2017	7-2	266:00	0	0	0	1	.000	0	.000	0	0-0
Total	7-2	266:00	0	0	0	1	.000	0	.000	0	0-0



24 GORDON PHIPPS

FRESHMAN // MIDFIELDER // 6-0 // CYPRESS BAY HS // WESTON, FLA.

2018 (Freshman): Started in 2-of-10 games played ... Scored first career goal with the Bulls in matchup against FIU (Oct. 23) ... Tallied two shots on goal in four shot attempts ... Played 373 minutes.

Before USF: Played for Boca United Football Club's U-19 team in U.S. Soccer Development Academy ... Started in 20-of-21 games played for Boca United's U-19 team and scored five goals.

Season	GP-GS	Min.	G	A	P	Shot	Shot%	SOG	SOG%	GW	PK-ATT
2018	10-2	373:00	1	0	2	4	.250	2	.500	0	0-0
Total	10-2	373:00	1	0	2	4	.250	2	.500	0	0-0



27 AVIONNE FLANAGAN

SOPHOMORE // DEFENDER // 5-10 // INTERNATIONAL CONNECTIONS ACADEMY // BALTIMORE, MD.

USF Athletics Honor Roll (Fall 2018)

2018 (Sophomore): Selected second-team all-AAC ... Started in 16 games out of 17 total played ... Recorded 2 goals and had 10 shots on goal with 15 shots taken this season ... Saw a total of 1,254 minutes of play.

2017 (Freshman): Appeared in 16 games and started 10 as a true freshman ... scored one goal and had one assist on the season as a defender ... contributed almost 1,000 minutes for the Bulls.

Season	GP-GS	Min.	G	A	P	Shot	Shot%	SOG	SOG%	GW	PK-ATT
2018	17-16	1254:00	2	0	4	15	.133	10	.667	1	0-0
2017	16-10	959:00	1	1	3	7	.143	3	.429	0	0-0
Total	33-26	2213:00	3	1	7	22	.136	13	.591	1	0-0



30 COOPER BLAY

FRESHMAN // GOALKEEPER // 6-4 // GAINESVILLE HS // GAINESVILLE, FLA.

Before USF: Trained with Leg-A-Z ... Named to the Olympic Development Program Regional and State Team ... All-Area selection ... Captain of the Gainesville High School soccer team.

Season	GP-GS	Min.	G	A	P	Shot	Shot%	SOG	SOG%	GW	PK-ATT
Total	-	-	-	-	-	-	-	-	-	-	-



31 BERK WATSON

FRESHMAN // GOALKEEPER // 6-3 // CENTENNIAL // ROSWELL, GA.

2018 (Freshman): Did not see action.

Before USF: Played for Concorde Fire U-19 in US Soccer Development Academy ... Started in 23-of-24 games played for Concorde ... Posted a .767 save percentage in the 24 appearances ... Member of Atlanta United USSDA U-16 National Championship Team (2017) ... Member of UFA Premier USYS U-16 National Semi Finalist Team (2016)... Member of Region III ODP Team (2013).

Personal: His sister Josie plays women's soccer for LIU Brooklyn.

Season	GP-GS	Min.	GA	GAAvg	SV	SV%	W-L-T	Sho
2018	0-0	0	0	.000	0	.000	0-0-0	0
Totals	0-0	0	0	.000	0	.000	0-0-0	0



33 KAZUNA TAKASE

FRESHMAN // GOALKEEPER // 6-0 // SUNAGAWA // TOMOTO, JAPAN

- **USF Athletics Honor Roll (Fall 2018)**

2018 (Freshman): Played in two games, making one start ... Started first collegiate game against FIU (Oct. 23) ... Recorded three total saves ... Played for 155 minutes.

Before USF: Played for Japan National Team U-16 ... attended Japan's national goalkeepers camp U-18 ... Captain for Japan J-League U-16 team ... J-Youth Cup U-18 Champion ... 2016 & 2017 Adidas Cup Football Champion.

Season	GP-GS	Min.	GA	GAAvg	SV	SV%	W-L-T	Sho
2018	2-1	155:00	5	2.90	3	.375	0-1-0	0
Totals	2-1	155:00	5	2.90	3	.375	0-1-0	0



SOUTH FLORIDA **MEN'S SOCCER**

2019 REVIEW



2018 RESULTS

DATE	MATCH	RESULT	SCORE		SHOTS		SAVES		CORNERS		FOULS		ATTENDANCE
			USF	OPP.	USF	OPP.	USF	OPP.	USF	OPP.	USF	OPP.	
Aug. 24	Michigan State	L	0	1	4	7	0	1	5	7	12	6	2048
Aug. 27	Michigan	L	0	2	5	15	6	1	3	7	13	10	657
Aug. 31	Virginia Tech	L	0	1	21	15	9	4	7	6	6	4	903
Sept. 3	Creighton	L	1	2	11	14	2	3	5	4	13	15	541
Sept. 7	Ohio State	W	1	0	14	15	5	6	3	2	14	16	510
Sept. 10	Florida Atlantic	W	4	1	17	11	1	5	10	4	12	8	702
Sept. 27	Florida Gulf Coast	W	3	5	16	17	4	4	2	5	15	11	1381
Sept. 30	Connecticut*	T	2	2	8	9	2	1	3	2	14	11	4090
Oct. 4	Stetson	W	3	1	13	15	4	2	7	2	11	6	467
Oct. 7	Tulsa*	W (20T)	3	2	22	18	7	5	9	5	8	6	831
Oct. 11	SMU*	T	1	1	15	24	10	4	5	12	13	11	508
Oct. 14	Temple*	W (OT)	3	2	25	13	4	3	9	7	9	8	743
Oct. 18	UCF*	L	1	2	15	18	4	7	5	3	10	12	547
Oct. 21	FIU	L	2	3	14	19	2	2	7	4	11	10	674
Oct. 26	Cincinnati*	W	6	2	15	18	6	4	3	2	19	17	1826
Nov. 2	Memphis*	W	2	0	20	11	1	6	6	6	16	9	321
Nov. 6	Memphis&	L	1	3	14	10	2	7	5	5	17	9	41

BOLD indicates home contests held at Corbett Stadium

* indicates American Athletic Conference game

& indicates AAC Tournament game

indicates NCAA Tournament game

2018 STATISTICAL LEADERS

POINTS

NAME	#
Alex Zis	20
Tomasz Skublak	17
Emilio Ycaza	9
Stephen Rudderham	7
Trey Jackson	5
Kori Cupid	4
Adrian Billhardt	4
Josue Monge	4
Felipe Baptista	4
Avionne Flanagan	4

ASSISTS

NAME	#
Alex Zis	8
Adrian Billhardt	4
Emilio Ycaza	3
Jonathan Rosales	3
Tomasz Skublak	1
Stephen Rudderham	1
Trey Jackson	1
Henrique Gallina	1
Diego Guerrero	1
Frederick Gil	1

SHOTS

NAME	#
Alex Zis	49
Tomasz Skublak	47
Adrian Billhardt	33
Trey Jackson	21
Emilio Ycaza	16
Avionne Flanagan	15
Stephen Rudderham	12
Henrique Gallina	12
Josue Monge	8
Richard Laval	8

GOALS

NAME	#
Tomasz Skublak	8
Alex Zis	6
Emilio Ycaza	3
Stephen Rudderham	3
Trey Jackson	2
Kori Cupid	2
Josue Monge	2
Felipe Baptista	2
Avionne Flanagan	2

SHOTS ON GOAL

NAME	#
Tomasz Skublak	21
Alex Zis	13
Adrian Billhardt	11
Trey Jackson	10
Avionne Flanagan	10
Emilio Ycaza	7
Stephen Rudderham	7
Henrique Gallina	5
Felipe Baptista	3

GAME WINNING GOALS

NAME	#
Tomasz Skublak	4
Emilio Ycaza	1
Avionne Flanagan	1
Henrique Gallina	1

FINAL AMERICAN ATHLETIC CONFERENCE STANDINGS

Team	Conference				Overall			AAC Game vs. USF
	W	L	T	Pts.	W	L	T	
UCF!	5	1	1	16	13	3	3	L, UCF 2, USF 1
SMU\$	5	1	1	16	10	5	3	T, USF 1, SMU 1
USF	4	1	2	14	7	8	2	W, USF 1, UCF 0
UConn	3	2	2	11	12	6	2	T, USF 2, UCONN 2
Temple	2	4	1	7	5	10	4	W, USF 3, TEM 2 (OT)
Memphis	2	4	1	7	8	7	4	W, USF 2, MEM 0
Tulsa	2	5	0	6	6	9	2	W, USF 3, TUL 2 (20T)
Cincinnati	1	6	0	3	3	14	1	W, USF 6, TUL 2

! Regular Season Champion

\$ Tournament Champion

2018 HIGHS

USF TEAM HIGHS

POINTS

- 15 at Cincinnati (Oct. 27)
- 10 vs. FAU (Sept. 10)

GOALS

- 6 at Cincinnati (Oct. 27)
- 4 vs. FAU (Sept. 10)

ASSISTS

- 3 at Cincinnati (Oct. 27)
- 3 vs. Tulsa (Sept. 29)
- 3 vs. Stetson (Sept. 25)

SHOTS

- 25 vs. Temple (Oct. 12)
- 22 vs. Tulsa (Sept. 29)

SHOTS ON GOAL

- 10 at Cincinnati (Oct. 27)
- 9 vs. FAU (Sept. 10)

SAVES

- 10 at SMU (Oct. 6)
- 9 vs. Virginia Tech (Aug. 31)

CORNER KICKS

- 10 vs. FAU (Sept. 10)
- 9 vs. Temple (Oct. 12)
- 9 vs. Tulsa (Sept. 29)

OPPONENT TEAM HIGHS

POINTS

- 15 at FGCU (Sept. 15)
- 9 at FIU (Oct. 23)

GOALS

- 5 at FGCU (Sept. 15)
- 3 at FIU (Oct. 23)
- 3 vs. Memphis (Nov. 6)

ASSISTS

- 5 at FGCU (Sept. 15)
- 3 at Cincinnati (Oct. 27)
- 3 vs. Tulsa (Sept. 29)

SHOTS

- 24 at SMU (Oct. 6)
- 19 vs. Virginia Tech (Aug. 31)

SHOTS ON GOAL

- 11 at SMU (Oct. 6)
- 10 vs. Virginia Tech (Aug. 31)

SAVES

- 7 at UCF (Oct. 20)
- 7 vs. Memphis (Nov. 6)

CORNER KICKS

- 12 at SMU (Oct. 6)
- 7 3x; last vs. Temple (Oct. 12)

USF INDIVIDUAL GAME HIGHS

POINTS

- 4 Alex Zis vs. FAU (Sept. 10)
- 4 Tomasz Skublak vs. Tulsa (Sept. 29)
- 4 Tomasz Skublak at Cincinnati (Oct. 27)

GOALS

- 2 Alex Zis vs. FAU (Sept. 10)
- 2 Tomasz Skublak vs. Tulsa (Sept. 29)
- 2 Tomasz Skublak at Cincinnati (Oct. 27)

ASSISTS

- 1 13x; last Billhardt vs. Memphis (Nov. 6)

SHOTS

- 8 Adrian Billhardt vs. Virginia Tech (Aug. 31)

SHOTS ON GOAL

- 3 7x; last Skublak vs. Memphis (Nov. 6)

SAVES

- 10 Harrison Devenish-Meares at SMU (Oct. 6)

COMBINED SEASON STATS

USF Combined Team Statistics (as of Nov 07, 2018) All games

RECORD:	OVERALL	HOME	AWAY	NEUTRAL
ALL GAMES	7-8-2	5-2	2-5-2	0-1
CONFERENCE	4-1-2	3-0	1-1-2	0-0
NON-CONFERENCE	3-7	2-2	1-4	0-1

Date	Opponent	Score	Att.	#	Player	gp	g	a	pts	sh	sh%	sog	sog%	gw	pk-att	
Aug 24	at #7 Michigan State	L	0-1	2048	11	SKUBLAK, Tomasz	17	8	1	17	47	.170	21	.447	4	0-0
Aug 27	at #21 Michigan	L	0-2	657	7	ZIS, Alex	17	6	9	21	49	.122	13	.265	0	3-3
Aug 31	VIRGINIA TECH	L	0-1	903	12	RUDDERHAM, Stephen	15	3	1	7	12	.250	7	.583	0	0-0
Sep 03	#20 CREIGHTON	L	1-2	541	18	YCAZA, Emilio	17	3	3	9	16	.188	7	.438	1	0-0
Sep 07	at Ohio State	W	1-0	510	17	JACKSON, Trey	17	2	1	5	21	.095	10	.476	0	0-0
Sep 10	FAU	W	4-1	702	27	FLANAGAN, Avionne	17	2	0	4	15	.133	10	.667	1	0-0
Sep 15	at FGCU	L	3-5	1381	16	BAPTISTA, Felipe	13	2	0	4	4	.500	3	.750	0	0-0
* Sep 22	at UConn	To2	2-2	4090	10	MONGE, Josue	16	2	0	4	8	.250	2	.250	0	0-0
Sep 25	STETSON	W	3-1	467	3	CUPID, Kori	14	2	0	4	4	.500	2	.500	0	0-0
* Sep 29	TULSA	Wo2	3-2	831	4	GALLINA, Henrique	15	1	1	3	12	.083	5	.417	1	0-0
* Oct 06	at SMU	To2	1-1	508	24	PHIPPS, Gordon	10	1	0	2	4	.250	2	.500	0	0-0
* Oct 12	TEMPLE	Wot	3-2	743	14	GUERRERO, Diego	13	1	1	3	3	.333	2	.667	0	0-0
* 10/20/2018	at #19 UCF	L	1-2	547	13	GIL, Frederick	15	0	1	1	2	.000	1	.500	0	0-0
10-23-18	at FIU	Lo2	2-3	674	34	GUINEA, Raul	1	0	0	0	0	.000	0	.000	0	0-0
* Oct 27	at Cincinnati	W	6-2	1826	22	ROSALES, Jonathan	17	0	3	3	6	.000	0	.000	0	0-0
* Nov 02	MEMPHIS	W	2-0	311	19	MURPHY, Marcus	15	0	0	0	5	.000	0	.000	0	0-0
11/6/2018	vs Memphis	L	1-3	41	8	BILLHARDT, Adrian	16	0	4	4	33	.000	11	.333	0	0-0
					6	LAVAL, Richard	15	0	0	0	8	.000	2	.250	0	0-0
					1	DEVENISH-MEARES, H	16	0	0	0	0	.000	0	.000	0	0-0
						Total	17	33	25	91	249	.133	98	.394	7	3-3
						Opponents	17	30	26	86	249	.120	99	.398	8	2-2

TEAM STATISTICS

	USF	OPP
SHOT STATISTICS		
Goals-Shot attempts	33-249	30-249
Goals scored per game	1.94	1.76
Shot pct.	.133	.120
Shots on goal-Attempts	98-249	99-249
SOG pct.	.394	.398
Shots/Game	14.6	14.6
CORNER KICKS	94	83
PENALTY KICKS	3-3	2-2
PENALTIES		
Fouls	209	173
Yellow cards	23	15
Red cards	3	1
ATTENDANCE		
Total	4498	12241
Dates/Avg Per Date	7/643	9/1360
Neutral Site #/Avg	1/41	

#	Goalie	GP	Min.	GA	GAAvg	Saves	Pct	W-L-T	Sho
1	DEVENISH-MEARES,	16	1456:18	25	1.55	64	.719	7-7-2	2/0
33	TAKASE, Kazuna	2	155:00	5	2.90	3	.375	0-1-0	0/0
	Total	17	1611:18	30	1.68	69	.697	7-8-2	2
	Opponents	17	1611:18	33	1.84	65	.663	8-7-2	3

Goals by Period	1st	2nd	OT	OT2	Total
USF	14	17	1	1	33
Opponents	14	15	0	1	30

Shots by Period	1st	2nd	OT	OT2	Total
USF	120	114	13	2	249
Opponents	109	126	6	8	249

Saves by Period	1st	2nd	OT	OT2	Total
USF	32	33	3	1	69
Opponents	27	32	5	1	65

Corners by Period	1st	2nd	OT	OT2	Total
USF	38	52	4	0	94
Opponents	36	42	4	1	83

Fouls by Period	1st	2nd	OT	OT2	Total
USF	96	100	5	8	209
Opponents	69	97	5	2	173

2018 CONFERENCE STATS

USF Combined Team Statistics (as of Nov 02, 2018) Conference games

RECORD:	OVERALL	HOME	AWAY	NEUTRAL
ALL GAMES	4-1-2	3-0	1-1-2	0-0
CONFERENCE	4-1-2	3-0	1-1-2	0-0
NON-CONFERENCE	0-0	0-0	0-0	0-0

Date	Opponent	Score	Att.
* Sep 22	at UConn	To2 2-2	4090
* Sep 29	TULSA	Wo2 3-2	831
* Oct 06	at SMU	To2 1-1	508
* Oct 12	TEMPLE	Wot 3-2	743
* 10/20/201	at #19 UCF	L 1-2	547
* Oct 27	at Cincinnati	w 6-2	1826
* Nov 02	MEMPHIS	w 2-0	311

TEAM STATISTICS	USF	OPP
SHOT STATISTICS		
Goals-Shot attempts	18-120	11-111
Goals scored per game	2.57	1.57
Shot pct.	.150	.099
Shots on goal-Attempts	48-120	45-111
SOG pct.	.400	.405
Shots/Game	17.1	15.9
CORNER KICKS	40	37
PENALTY KICKS	1-1	0-0
PENALTIES		
Fouls	89	74
Yellow cards	8	6
Red cards	0	0
ATTENDANCE		
Total	1885	6971
Dates/Avg Per Date	3/628	4/1743
Neutral Site #/Avg	0/0	

#	Player	gp	g	a	pts	sh	sh%	sog	sog%	gw	pk-att
11	SKUBLAK, Tomasz	7	6	1	13	28	.214	12	.429	3	0-0
18	YCAZA, Emilio	7	3	1	7	9	.333	4	.444	1	0-0
12	RUDDERHAM, Stephen	7	2	0	4	4	.500	3	.750	0	0-0
10	MONGE, Josue	7	2	0	4	5	.400	2	.400	0	0-0
7	ZIS, Alex	7	2	5	9	25	.080	5	.200	0	1-1
17	JACKSON, Trey	7	1	1	3	12	.083	6	.500	0	0-0
3	CUPID, Kori	6	1	0	2	2	.500	1	.500	0	0-0
16	BAPTISTA, Felipe	5	1	0	2	1	1.000	1	1.000	0	0-0
27	FLANAGAN, Avionne	7	0	0	0	6	.000	4	.667	0	0-0
34	GUINEA, Raul	1	0	0	0	0	.000	0	.000	0	0-0
19	MURPHY, Marcus	6	0	0	0	2	.000	0	.000	0	0-0
22	ROSALES, Jonathan	7	0	1	1	2	.000	0	.000	0	0-0
13	GIL, Frederick	6	0	1	1	2	.000	1	.500	0	0-0
6	LAVAL, Richard	6	0	0	0	2	.000	0	.000	0	0-0
8	BILLHARDT, Adrian	7	0	3	3	10	.000	4	.400	0	0-0
24	PHIPPS, Gordon	6	0	0	0	1	.000	1	1.000	0	0-0
4	GALLINA, Henrique	6	0	0	0	7	.000	3	.429	0	0-0
14	GUERRERO, Diego	6	0	1	1	2	.000	1	.500	0	0-0
Total		7	18	14	50	120	.150	48	.400	4	1-1
Opponents		7	11	10	32	111	.099	45	.405	1	0-0

#	Goalie	GP	Min.	GA	GAAvg	Saves	Pct	W-L-T
1	DEVENISH-MEARES,	7	691:18	11	1.43	33	.750	4-1-2
Total		7	691:18	11	1.43	34	.756	4-1-2
Opponents		7	691:18	18	2.34	30	.625	1-4-2

Goals by Period	1st	2nd	OT	OT2	Total
USF	7	9	1	1	18
Opponents	4	7	0	0	11

Shots by Period	1st	2nd	OT	OT2	Total
USF	55	50	13	2	120
Opponents	39	64	4	4	111

Saves by Period	1st	2nd	OT	OT2	Total
USF	14	17	2	1	34
Opponents	10	14	5	1	30

Corners by Period	1st	2nd	OT	OT2	Total
USF	17	20	3	0	40
Opponents	16	16	4	1	37

Fouls by Period	1st	2nd	OT	OT2	Total
USF	36	42	4	7	89
Opponents	31	37	4	2	74

GAME 1

MICHIGAN STATE 1, USF 0
AUG. 24 // EAST LANSING, MICH. // DEMARTIN STADIUM

Michigan State (1-0)
Date: Aug 24, 2018 • Attendance: 2048
Weather: Cloudy

Po #	Player	Sh	SO	G	A	Fo	Min
gk 1	DEVENISH-MEARES,	-	-	-	-	-	90
d 4	GALLINA, Henrique	-	-	-	-	-	90
m 7	ZIS, Alex	-	-	-	-	-	53
f 8	BILLHARDT, Adrian	2	-	-	-	-	82
m 10	MONGE, Josue	-	-	-	-	-	79
f 11	SKUBLAK, Tomasz	1	1	-	-	-	79
m 12	RUDDERHAM, Stephe	-	-	-	-	-	86
m 17	JACKSON, Trey	1	-	-	-	-	45
d 19	MURPHY, Marcus	-	-	-	-	-	90
d 22	ROSALES, Jonathan	-	-	-	-	-	90
d 27	FLANAGAN, Avionne	-	-	-	-	-	86
-- Substitutes --							
3	CUPID, Kori	-	-	-	-	-	14
6	LAVAL, Richard	-	-	-	-	-	53
16	BAPTISTA, Felipe	-	-	-	-	-	11
18	YCAZA, Emilio	-	-	-	-	-	40
Totals							

#	Goalkeepers	Min	GA	Saves
1	DEVENISH-MEARES,	90:00	1	0

Shots by period	1	2	Total
USF	2	2	4
Michigan State	3	4	7

Corner kicks	1	2	Total
USF	3	2	5
Michigan State	3	4	7

Scoring summary:

No.	Time	Team	Goal scorer	Assist	Description
1.	86:04	MSU	Farai Mututu (1)	Hunter Barone	Header off the GK

Cautions and ejections:

YC-USF #27 (42:54); YC-USF #18 (70:13)

Win-Jimmy Hague (1-0). Loss-DEVENISH-MEARES, Har (0-1-0).

Stadium: DeMartin Stadium
Officials: Referee: Heber Estrada; Asst. Referee: Ethan Buege; Anthony Ingle;
Alt. Official: Carter Brochu;
Offsides: USF 0, Michigan State 2.

Official's signature

GAME 2

MICHIGAN 2, USF 0
AUG. 27 // ANN ARBOR, MICH. // U-M SOCCER STADIUM

South Florida (0-2-0) vs. Michigan (1-1-0)
Date: Aug 27, 2018 • Attendance: 657
Weather: Sunny, 86 degrees, winds 10-15 MPH

Po #	Player	Sh	SO	G	A	Fo	Min
gk 1	DEVENISH-MEARES,	-	-	-	-	-	90
d 4	GALLINA, Henrique	-	-	-	-	-	45
mf 7	ZIS, Alex	1	-	-	-	-	45
f 8	BILLHARDT, Adrian	2	-	-	-	-	81
mf 10	MONGE, Josue	-	-	-	-	-	86
f 11	SKUBLAK, Tomasz	1	-	-	-	-	69
m 12	RUDDERHAM, Stephe	1	1	-	-	-	71
mf 17	JACKSON, Trey	-	-	-	-	-	54
d 19	MURPHY, Marcus	-	-	-	-	-	86
d 22	ROSALES, Jonathan	-	-	-	-	-	70
d 27	FLANAGAN, Avionne	-	-	-	-	-	70
-- Substitutes --							
3	CUPID, Kori	-	-	-	-	-	45
6	LAVAL, Richard	-	-	-	-	-	45
13	GIL, Frederick	-	-	-	-	-	25
16	BAPTISTA, Felipe	-	-	-	-	-	10
18	YCAZA, Emilio	-	-	-	-	-	55
Totals							

#	Goalkeepers	Min	GA	Saves
1	DEVENISH-MEARES,	90:00	2	6

Shots by period	1	2	Total
South Florida	4	1	5
Michigan	8	7	15

Corner kicks	1	2	Total
South Florida	3	0	3
Michigan	3	4	7

Scoring summary:

No.	Time	Team	Goal scorer	Assist	Description
1.	19:52	MICH	Mohammed Zakvi (2)	(unassisted)	Curier off free kick.
2.	57:58	MICH	Robbie Mertz (1)	Jack Hallahan	Header off cross.

Cautions and ejections:

YC-USF #4 (19:50); YC-MICH #2 (28:59); RC-USF #4 (41:10); YC-USF #18 (47:58); YC-USF #11 (65:04); YC-MICH #11 (65:04)

Win-Henry Mashburn (1-1-0). Loss-DEVENISH-MEARES, Har (0-2-0).

Stadium: U-M Soccer Stadium
Officials: Referee: Peter Dhima; Asst. Referee: Christian Little; Jacob Little;
Alt. Official: John Spisak;
Offsides: South Florida 0, Michigan 4.

Official's signature

GAME 3

VIRGINIA TECH 1, USF 0
AUG. 31 // TAMPA // CORBETT STADIUM

Virginia Tech (3-0-0) vs. USF (0-3-0)
Date: Aug 31, 2018 • Attendance: 903
Weather: 75 degrees, rain in the area

Po #	Player	Sh	SO	G	A	Fo	Min
gk 1	Mathijs Swaneveld	-	-	-	-	-	90
d 2	Will Mejia	1	1	-	-	-	90
m 3	Sivert Haugli	1	1	-	-	-	90
d 5	Jon Ingason	2	1	-	-	-	90
m 6	Brendan Moyers	1	-	-	-	-	71
d 7	Nico Quashie	1	1	-	-	-	60
f 8	James Kasak	1	1	-	-	-	90
m 12	Emil Koho	1	1	-	-	-	75
m 15	Kristo Strickler	1	1	1	-	-	62
m 16	Rory Slevin	1	1	-	-	-	90
d 17	Marc Hoppler	1	-	-	-	-	56
-- Substitutes --							
9	David Sanz	-	-	-	-	-	9
10	Chris Little	-	-	-	-	-	26
11	Arion Sobers-Assue	3	2	-	-	-	17
14	Kahlil Dover	2	1	-	-	-	14
21	Camron Lennon	-	-	-	-	-	28
31	Jakob Bluemler	-	-	-	-	-	34
Totals							

#	Goalkeepers	Min	GA	Saves
1	Mathijs Swaneveld	90:00	0	4

Shots by period	1	2	Total
Virginia Tech	9	6	15
USF	8	13	21

Corner kicks	1	2	Total
Virginia Tech	3	3	6
USF	1	6	7

Scoring summary:

No.	Time	Team	Goal scorer	Assist	Description
1.	21:13	VT	Kristo Strickler (1)	Rory Slevin	punched in inside the box after deflected defenders

Cautions and ejections:

YC-VT #1 (66:51)

Win-Mathijs Swaneveld (3-0-0). Loss-DEVENISH-MEARES, Har (0-3-0).

Stadium: Corbett Stadium
Officials: Referee: Carlos Fernandes; Asst. Referee: Jaime Willis; Michael Catin;
Alt. Official: Alex DeRoasting; Timekeeper: USF Event Management; Scorer: USF Communications;
Offsides: Virginia Tech 4, USF 1.

Official's signature

GAME 4

CREIGHTON 2, USF 1
SEPT. 3 // TAMPA // CORBETT STADIUM

Creighton (2-1-1) vs. USF (0-4-0)
Date: Sep 03, 2018 • Attendance: 541
Weather: 87 degrees and cloudy

Pos#	Player	Sh	SO	G	A	Fo	Min
gk 1	KRUSE, Paul	-	-	-	-	-	90
d 2	BOUADI, Younes	1	1	-	-	-	70
d 3	LAGRO, MITCH	2	1	1	-	-	90
d 5	WARD, Akeem	2	1	1	-	-	74
m 6	RYDSTRAND, Joel	1	-	-	-	-	72
m 7	TROSTEN, Tor	1	-	-	-	-	66
m 8	POLAT, Kuba	2	1	1	-	-	90
m 13	FARES, Ziyad	1	-	-	-	-	49
m 15	HAACKENSON, Luke	2	-	-	-	-	65
f 21	GIBSON, Bryce	-	-	-	-	-	90
d 22	ROSALES, Jonathan	2	-	-	-	-	90
d 27	FLANAGAN, Avionne	-	-	-	-	-	31
-- Substitutes --							
7	ZIS, Alex	1	-	-	-	-	23
10	KOENIG, Sven	2	1	-	-	-	48
14	ESPELETA, Daniel	1	-	-	-	-	37
23	RAMLO, Connor	1	-	-	-	-	38
28	BOYD, Keegan	-	-	-	-	-	18
Totals							

#	Goalkeepers	Min	GA	Saves
1	KRUSE, Paul	90:00	1	3

Shots by period	1	2	Total
Creighton	6	8	14
USF	6	5	11

Corner kicks	1	2	Total
Creighton	0	4	4
USF	3	2	5

Scoring summary:

No.	Time	Team	Goal scorer	Assist	Description
1.	3:08	CU	POLAT, Kuba (1)	Penalty kick	
2.	18:47	CU	WARD, Akeem (1)	RYDSTRAND, Joel	6 played through defense, drew out GK, passed open 5 from left sid
3.	64:50	USF	SKUBLAK, Tomasz (1)	(unassisted)	outbubbled a defender and shot from the left foot over the keeper

Cautions and ejections:

YC-USF #18 (8:04); YC-CU #5 (28:13); YC-USF #22 (78:28); YC-CU #15 (80:51)

Win-KRUSE, Paul (2-1-1). Loss-DEVENISH-MEARES, Har (0-4-0).

Stadium: Corbett Stadium
Officials: Referee: Jan Halaska; Asst. Referee: Martin Bal; Hevert Castano;
Alt. Official: Mohammed Hadji; Timekeeper: USF Event Management; Scorer: USF Communications;
Offsides: Creighton 0, USF 2.

Official's signature

GAME 5

USF 1, OHIO STATE 0

SEPT. 7 // COLUMBUS, OHIO // JESSE OWENS MEMORIAL STADIUM

USF (1-4) vs. Ohio State (1-4)
Date: Sep 07, 2018 • Attendance: 510
Weather: 77 degrees, cloudy

Po #	Player	Sh	SO	G	A	Fo	Min
gk 1	DEVENISH-MEARES,	-	-	-	-	-	90
d 3	CUPID, Kori	-	-	-	-	-	90
d 4	GALLINA, Henrique	1	-	-	-	-	90
f 8	BILLHARDT, Adrian	5	3	-	-	-	46
m 10	MONGE, Josue	-	-	-	-	-	58
f 11	SKUBLAK, Tomasz	2	1	1	-	-	45
d 13	GIL, Frederick	-	-	-	-	-	75
m 18	YCAZA, Emilio	1	1	-	-	-	90
d 19	MURPHY, Marcus	1	-	-	-	-	90
d 22	ROSALES, Jonathan	-	-	1	-	-	90
d 27	FLANAGAN, Avionne	-	-	-	-	-	55
-- Substitutes --							
7	ZIS, Alex	2	1	-	-	-	40
12	RUDDERHAM, Steph	-	-	-	-	-	36
14	GUERRERO, Diego	-	-	-	-	-	32
17	JACKSON, Trey	2	1	-	-	-	17
Totals		14	7	1	1	14	

#	Goalkeepers	Min	GA	Saves
1	DEVENISH-MEARES,	90:00	0	5

Shots by period	1	2	Total
USF	10	4	14
Ohio State	5	10	15

Corner kicks	1	2	Total
USF	2	1	3
Ohio State	1	1	2

No.	Time	Team	Goal scorer	Assist	Description
1.	31:50	USF	SKUBLAK, Tomasz (2)	ROSALES, Jonathan	cross from right side into 8-yard box, head upper left 90

Cautions and ejections:
RC-USF #11 (45:00); YC-USF #1 (88:18)
Win-DEVENISH-MEARES, Har (1-4). Loss-Parker Siegfried (1-4).
Stadium: Jesse Owens Memorial
Officials: Referee: Brandon artis; Asst. Referee: Tre Gaitner; Aaron Mitchell;
Alt. Official: Ben Miller;
Offsides: USF 1, Ohio State 1.

Official's signature

Goals by period	1	2	Total
USF	1	0	1
Ohio State	0	0	0

Po #	Player	Sh	SO	G	A	Fo	Min
gk 1	Parker Siegfried	-	-	-	-	-	90
d 2	Osman Fofanah	-	-	-	-	-	90
d 3	CC Uche	-	-	-	-	-	90
m 4	Brady Blackwell	1	-	-	-	-	90
d 6	Jacob Goyen	-	-	-	-	-	83
m 8	Michael Prosk	3	-	-	-	-	68
m 10	J. Jackson-Ketchup	2	-	-	-	-	64
m 11	Xavier Green	5	2	-	-	-	90
m 14	Mitch Bergman	2	2	-	-	-	78
d 18	Theo Alexis	-	-	-	-	-	32
m 23	Jake Scheper	1	-	-	-	-	90
-- Substitutes --							
5	Will Hirschman	-	-	-	-	-	58
7	John Swann	-	-	-	-	-	6
19	Jack Holland	1	1	-	-	-	55
Totals		15	5	0	0	16	

#	Goalkeepers	Min	GA	Saves
1	Parker Siegfried	90:00	1	6

Saves by period	1	2	Total
USF	1	4	5
Ohio State	3	3	6

Fouls	1	2	Total
USF	9	5	14
Ohio State	7	9	16

GAME 6

USF 4, FLORIDA ATLANTIC 1

SEPT. 10 // TAMPA // CORBETT STADIUM

FAU (2-3-0) vs. USF (2-4-0)
Date: Sep 10, 2018 • Attendance: 702
Weather: 87 degrees, partly cloudy

Po #	Player	Sh	SO	G	A	Fo	Min
gk 1	JALON, Hagay	-	-	-	-	-	-
d 2	SKISTAD, Daniel	-	-	-	-	-	-
d 3	DA SILVA, Marcelo	1	-	-	-	-	-
d 7	SOLBERG, Ferdinand	1	-	-	-	-	-
m 8	RODRIGUEZ, Alvaro	-	-	-	-	-	-
m 10	ESCOBEDO, Alberto	-	-	-	-	-	-
m 13	ARNTSEN, Elias	2	-	-	-	-	-
m 14	COELLO, Alonso	1	-	-	-	-	-
m 16	ERNAND, Arturo	-	-	-	-	-	-
d 19	TWOKOWSKI, Owe	-	-	-	-	-	-
f 22	DEAN, Blake	3	1	-	-	-	-
-- Substitutes --							
4	MOLITOR, Victor	-	-	-	-	-	-
9	RAFOLS, Jean Paul	2	1	-	-	-	-
11	ALEXIS, Alex	1	-	-	-	-	-
12	PIESCHACON, Mateo	-	-	-	-	-	-
15	BYRNE, Trevor	-	-	-	-	-	-
23	GRELA, Manuel	-	-	-	-	-	-
24	CARDONA, Felipe	-	-	-	-	-	-
25	GONZALEZ, Ricardo	-	-	-	-	-	-
27	MENDES, Felipe	-	-	-	-	-	-
Totals		11	2	1	1		

#	Goalkeepers	Min	GA	Saves
1	JALON, Hagay	90:00	4	5

Shots by period	1	2	Total
FAU	5	6	11
USF	9	8	17

Corner kicks	1	2	Total
FAU	1	3	4
USF	4	6	10

No.	Time	Team	Goal scorer	Assist	Description
1.	11:53	USF	JACKSON, Trey (1)	YCAZA, Emilio	beats a defender and left-footed curier ov keeper to the corner
2.	37:54	USF	FLANAGAN, Avionne (1)	GALLINA, Henrique	4 passed it across the box, deflected to 2 to the back right
3.	70:07	USF	ZIS, Alex (1)	(unassisted)	Free kick from the left side over defender left bottom corner
4.	77:26	USF	ZIS, Alex (2)	Penalty kick	
5.	85:28	FAU	RAFOLS, Jean Paul (1)	CARDONA, Felipe	header from a corner in the center of the

Cautions and ejections:
Win-DEVENISH-MEARES, Har (2-4-0). Loss-JALON, Hagay (2-3-0).
Stadium: Corbett Stadium
Officials: Referee: Chad Oruso; Asst. Referee: Paul Kelly; Edin Kapidzic;
Alt. Official: Daniel Gutierrez; Timekeeper: USF Event Management; Scorer: USF Communications;
Offsides: FAU 2, USF 4.

Official's signature

Goals by period	1	2	Total
FAU	0	1	1
USF	2	2	4

Po #	Player	Sh	SO	G	A	Fo	Min
gk 1	DEVENISH-MEARES,	-	-	-	-	-	-
d 3	CUPID, Kori	-	-	-	-	-	-
m 4	GALLINA, Henrique	-	-	-	-	-	1
f 8	BILLHARDT, Adrian	1	-	-	-	-	-
mf 10	MONGE, Josue	-	-	-	-	-	-
f 12	RUDDERHAM, Steph	1	1	-	-	-	-
d 13	GIL, Frederick	-	-	-	-	-	-
mf 18	YCAZA, Emilio	2	-	-	-	-	1
d 19	MURPHY, Marcus	-	-	-	-	-	-
d 22	ROSALES, Jonathan	1	-	-	-	-	-
f 27	FLANAGAN, Avionne	1	1	-	-	-	-
-- Substitutes --							
6	LAVAL, Richard	-	-	-	-	-	-
7	ZIS, Alex	5	3	2	-	-	-
11	SKUBLAK, Tomasz	-	-	-	-	-	-
14	GUERRERO, Diego	-	-	-	-	-	-
16	BAPTISTA, Felipe	1	1	-	-	-	-
17	JACKSON, Trey	4	3	1	-	-	-
Totals		17	9	4	2		

#	Goalkeepers	Min	GA	Saves
1	DEVENISH-MEARES,	90:00	1	0
TM	TEAM	0:00	0	1

Saves by period	1	2	Total
FAU	2	3	5
USF	1	0	1

GAME 7

FGCU 5, USF 3

SEPT. 15 // FORT MYERS, FLA. // FGCU SOCCER COMPLEX

USF (2-5-1) vs. UConn (4-2-1)
Date: Sep 22, 2018 • Attendance: 4090
Weather: 62 degrees, mostly sunny

Po #	Player	Sh	SO	G	A	Fo	Min
gk 1	DEVENISH-MEARES,	-	-	-	-	-	110
d 3	CUPID, Kori	1	1	1	-	-	110
d 4	GALLINA, Henrique	1	-	-	-	-	110
mf 6	LAVAL, Richard	-	-	-	-	-	97
mf 7	ZIS, Alex	2	-	1	-	-	93
f 8	BILLHARDT, Adrian	-	-	-	-	-	90
m 10	MONGE, Josue	-	-	-	-	-	37
f 11	SKUBLAK, Tomasz	2	-	-	-	-	100
mf 18	YCAZA, Emilio	-	-	-	-	-	110
d 22	ROSALES, Jonathan	-	-	-	-	-	110
d 27	FLANAGAN, Avionne	-	-	-	-	-	110
-- Substitutes --							
12	RUDDERHAM, Steph	1	1	1	-	-	10
13	GIL, Frederick	-	-	-	-	-	10
14	GUERRERO, Diego	-	-	-	-	-	43
16	BAPTISTA, Felipe	-	-	-	-	-	17
17	JACKSON, Trey	-	-	-	-	-	44
24	PHIPPS, Gordon	1	1	-	-	-	11
Totals		8	3	2	1	14	

#	Goalkeepers	Min	GA	Saves
1	DEVENISH-MEARES,	110:00	2	2

Shots by period	1	2	OT	O2	Total
USF	4	1	2	1	8
UConn	2	6	0	1	9

Corner kicks	1	2	OT	O2	Total
USF	3	0	0	0	3
UConn	1	1	0	0	2

No.	Time	Team	Goal scorer	Assist	Description
1.	6:09	UConn	HARRIS, Dayonn (1)	(unassisted)	Scores bottom right corner from top of box
2.	10:35	USF	CUPID, Kori (2)	ZIS, Alex	Header off of corner
3.	76:42	USF	RUDDERHAM, Stephen (2)	(unassisted)	Goal off half-volley from top of box
4.	79:20	UConn	THIAM, Abdou Mbacke (6)	HARRIS, Dayonn	Volley off low cross

Cautions and ejections:
YC-USF #12 (36:32); YC-USF #27 (61:34); YC-USF #11 (85:38)
USF-DEVENISH-MEARES, Har (2-5-1). UConn-AVIZA, Austin (3-1-1).
Stadium: Morrone Stadium
Officials: Referee: Jorge Luna Hernandez; Asst. Referee: Bruno Mozzo; Eric Forrest;
Alt. Official: Edwin Resendes; Scorer: UConn;
Offsides: USF 2, UConn 0.

Official's signature

GAME 8

USF 2, UCONN 2 (2OT)

SEPT. 25 // STORRS, CONN. // JOSEPH J. MARRONE STADIUM

USF (2-5-1) vs. UConn (4-2-1)
Date: Sep 22, 2018 • Attendance: 4090
Weather: 62 degrees, mostly sunny

Po #	Player	Sh	SO	G	A	Fo	Min
gk 1	DEVENISH-MEARES,	-	-	-	-	-	110
d 3	CUPID, Kori	1	1	1	-	-	110
d 4	GALLINA, Henrique	1	-	-	-	-	110
mf 6	LAVAL, Richard	-	-	-	-	-	97
mf 7	ZIS, Alex	2	-	1	-	-	93
f 8	BILLHARDT, Adrian	-	-	-	-	-	90
m 10	MONGE, Josue	-	-	-	-	-	37
f 11	SKUBLAK, Tomasz	2	-	-	-	-	100
mf 18	YCAZA, Emilio	-	-	-	-	-	110
d 22	ROSALES, Jonathan	-	-	-	-	-	110
d 27	FLANAGAN, Avionne	-	-	-	-	-	110
-- Substitutes --							
12	RUDDERHAM, Steph	1	1	1	-	-	10
13	GIL, Frederick	-	-	-	-	-	10
14	GUERRERO, Diego	-	-	-	-	-	43
16	BAPTISTA, Felipe	-	-	-	-	-	17
17	JACKSON, Trey	-	-	-	-	-	44
24	PHIPPS, Gordon	1	1	-	-	-	11
Totals		8	3	2	1	14	

#	Goalkeepers	Min	GA	Saves
1	DEVENISH-MEARES,	110:00	2	2

Shots by period	1	2	OT	O2	Total
USF	4	1	2	1	8
UConn	2	6	0	1	9

Corner kicks	1	2	OT	O2	Total
USF	3	0	0	0	3
UConn	1	1	0	0	2

No.	Time	Team	
-----	------	------	--

GAME 9

USF 3, STETSON 1

SEPT. 25 // TAMPA // CORBETT STADIUM

Stetson (3-4-1) vs. USF (3-5-1, 0-0-1)
Date: Sep 25, 2018 • Attendance: 467
Weather: 84 degrees

Po #	Player	Sh	SO	G	A	Fo	Min
gk 12	JACK, Owen	-	-	-	-	-	90
d 5	WIXTED, Aldan	-	-	-	-	-	80
m 8	MONSANTO, Nathan	2	1	-	-	-	70
f 9	DINIZ, Gabriel	-	-	-	-	-	78
f 11	MENAYESE, Elvis	-	-	-	-	-	36
f 15	SCATTERGOOD, Lewi	1	-	-	-	-	37
m 16	COULOMB, Julien	-	-	-	-	-	90
d 18	STEWART, Kymanni	-	-	-	-	-	52
f 20	COLAS, Erwan	5	2	1	-	-	82
m 21	CHALBAUD, Sebastia	3	-	-	-	-	90
m 31	SUAUT, William	-	-	-	-	-	90
-- Substitutes --							
2	EVLIN, Brock	-	-	-	-	-	38
7	O'BRIEN, Daniel	2	1	-	-	-	33
13	DEGANCE, Chris	-	-	-	-	-	24
14	BERGSTROM, David	-	-	-	-	-	20
17	NORTHOFF, Raphael	-	-	-	-	-	11
23	HENDERSON, Andy	2	1	-	-	-	14
28	TURNER, Alex	-	-	-	-	-	14
Totals 15 5 1 0 6							

#	Goalkeepers	Min	GA	Saves
12	JACK, Owen	90:00	3	2

Shots by period	1	2	OT	O2	Total
Stetson	11	4	-	-	15
USF	5	8	-	-	13

Corner kicks	1	2	OT	O2	Total
Stetson	1	1	-	-	2
USF	0	7	-	-	7

Fouls	1	2	OT	O2	Total
Stetson	2	4	-	-	6
USF	5	6	-	-	11

Scoring summary:

No.	Time	Team	Goal scorer	Assist	Description
1.	10:31	USF	FLANAGAN, Avionne (2)	YCAZA, Emilio	18 passed to 27, beat a defender, drew o left side to rcmr keeper
2.	42:10	STET	COLAS, Erwan (3)	(unassisted)	outdrubbed a defender and touched it pas
3.	52:09	USF	GALLINA, Henrique (1)	ZIS, Alex	header from Alex Zis corner kick to left ne
4.	81:47	USF	BAPTISTA, Felipe (1)	RUDDERHAM, Stephen	12 passed from center box, 16 curled wit foot to side net

Cautions and ejections:

YC-STET #16 (56:28); YC-USF #6 (70:32); YC-STET #23 (76:00)

Win-DEVENISH-MEARES, Har (3-5-1). Loss-JACK, Owen (0-1-0).

Stadium: Corbett Stadium

Officials: Referee: Chad Oourso; Asst. Referee: Daniel Gutierrez; Eddie Flumara;

Alt. Official: Hevert Castano; Timekeeper: USF Event Management; Scorer: USF Communications;

Offsides: Stetson 0, USF 1.

Official's signature

GAME 10

USF 3, TULSA 2 (2OT)

SEPT. 29 // TAMPA // CORBETT STADIUM

TULSA (4-5-1 1-1-0) vs. USF (3-4-1 1-0-1)
Date: Sep 29, 2018 • Attendance: 831
Weather: 90 degrees, partly cloudy

Po #	Player	Sh	SO	G	A	Fo	Min
gk 30	REED, Bryson	-	-	-	-	-	38
m 2	RUIZ, Joe	3	1	1	1	-	73
d 4	SIJBERS, Voeri	2	-	-	-	-	95
d 5	ALPERS, Ryan	-	-	-	-	-	97
m 6	BROMSTEDT, Chase	3	1	-	-	-	102
f 10	SANCHEZ, Juan	1	1	-	-	-	59
d 11	CHAVEZ, Aleandro	-	-	-	-	-	102
d 12	EASTERLING, Koray	-	-	-	-	-	102
f 13	WELLS, Thomas	2	1	-	-	-	55
d 16	GAVIN, Sean	-	-	-	-	-	73
m 19	PARTAIN, Harris	1	1	-	-	-	46
-- Substitutes --							
1	CLARK, Cooper	-	-	-	-	-	64
9	VELASQUEZ, Miguel	5	3	1	1	-	62
18	SUTTON, Devon	-	-	-	-	-	32
20	HARRIS, Alex	1	1	-	-	-	53
28	HASLER, Hunter	-	-	-	-	-	64
Totals 18 9 2 2 6							

#	Goalkeepers	Min	GA	Saves
30	REED, Bryson	37:48	0	0
1	CLARK, Cooper	64:17	3	5

Shots by period	1	2	OT	O2	Total
TULSA	8	10	0	0	18
USF	4	14	3	1	22

Corner kicks	1	2	OT	O2	Total
TULSA	1	4	0	0	5
USF	3	6	0	0	9

Scoring summary:

No.	Time	Team	Goal scorer	Assist	Description
1.	41:52	TULSA	VELASQUEZ, Miguel (1)	RUIZ, Joe	16 With go ahead pass, nine right foot sh GK to corner
2.	61:08	USF	SKUBLAK, Tomasz (3)	BILLHARDT, Adrian	8 set up 11 to head it in from 10 yards ou
3.	68:59	USF	MONGE, Josue (1)	GIL, Frederick	13 with cross from left side to 22 in cen
4.	89:14	TULSA	RUIZ, Joe (2)	VELASQUEZ, Miguel	10 for a goal
5.	102:05	USF	SKUBLAK, Tomasz (4)	YCAZA, Emilio	headed in from a left corner, in the center 18 recovered a ball from midfield and set slotted past GK

Cautions and ejections:

YC-TULSA #20 (31:03); YC-USF #22 (41:52); YC-USF #11 (63:22)

Win-DEVENISH-MEARES, Har (4-5-1). Loss-CLARK, Cooper (3-5-1).

Stadium: Corbett Stadium

Officials: Referee: Jan Halaska; Asst. Referee: Jaime Willis; Julio NR Noboa;

Alt. Official: Alex DeRostaing; Timekeeper: USF Events; Scorer: USF Communications;

Offsides: TULSA 2, USF 8.

OT2

Official's signature

GAME 11

USF 1, SMU 1 (2OT)

OCT. 6 // DALLAS, TEXAS // WESTCOTT FIELD

USF (4-5-2, 1-0-2) vs. SMU (5-4-2, 1-1-1)
Date: Oct 06, 2018 • Attendance: 508
Weather: Sunny

Po #	Player	Sh	SO	G	A	Fo	Min
gk 1	DEVENISH-MEARES,	-	-	-	-	-	110
3	CUPID, Kori	-	-	-	-	-	110
d 4	GALLINA, Henrique	2	1	-	-	-	110
7	ZIS, Alex	2	-	-	-	-	72
8	BILLHARDT, Adrian	-	-	-	-	-	91
10	MONGE, Josue	1	-	-	-	-	80
11	SKUBLAK, Tomasz	7	2	1	-	-	94
18	YCAZA, Emilio	1	-	-	-	-	110
19	MURPHY, Marcus	-	-	-	-	-	110
22	ROSALES, Jonathon	-	-	-	-	-	110
27	FLANAGAN, Avionne	1	1	-	-	-	110
-- Substitutes --							
6	LAVAL, Richard	-	-	-	-	-	38
12	RUDDERHAM, Stephe	-	-	-	-	-	16
14	GUERRERO, Diego	-	-	-	-	-	17
17	JACKSON, Trey	1	1	-	-	-	33
Totals 15 5 1 2							

#	Goalkeepers	Min	GA	Saves
1	DEVENISH-MEARES,	110:00	1	10

Shots by period	1	2	OT	O2	Total
USF	6	6	3	0	15
SMU	11	6	4	3	24

Corner kicks	1	2	OT	O2	Total
USF	0	4	1	0	5
SMU	5	4	2	1	12

Scoring summary:

No.	Time	Team	Goal scorer	Assist	Description
1.	2:08	SMU	MCLAUGHLIN, Garrett (3)	CUELLO, Emil	free kick from the left side
2.	30:40	USF	SKUBLAK, Tomasz (5)	ZIS, Alex	header from corner kick

Cautions and ejections:

YC-USF #18 (105:04)

USF-DEVENISH-MEARES, Har (4-5-2). SMU-MAKELA, Grant (4-3-2).

Stadium: Westcott Field

Officials: Referee: Tim Debynsingh; Asst. Referee: Brandon Gardner; Alt. Official: Robert Mann;

Scorer: Kerry Wright;

Offsides: USF 1, SMU 0.

Official's signature

GAME 12

USF 3, TEMPLE 2 (OT)

OCT. 12 // TAMPA // CORBETT STADIUM

TEMPLE (4-6-3, 1-1-2) vs. USF (5-5-2, 2-0-2)
Date: Oct 12, 2018 • Attendance: 743
Weather: 81 degrees, sunny

Po #	Player	Sh	SO	G	A	Fo	Min
gk 30	LEFEBVRE, Simon	-	-	-	-	-	99
d 4	PRAWL, Akeem	1	1	-	-	-	99
d 5	SARVER, Nick	1	1	1	1	-	99
d 6	BROWN, Zach	1	-	-	-	-	99
m 7	DOERNER, Hermann	1	-	-	-	-	99
m 8	BARRERA, Andres	1	-	-	-	-	99
f 11	FERNANDES, Lukas	2	-	-	-	-	89
f 12	HAHN, Justin	4	3	1	-	-	80
m 16	CAMPBELL, Jalen	-	-	-	-	-	7
f 18	VILLEGAS, Elias	-	-	-	-	-	62
d 20	CAYET, Pierre	1	-	-	-	-	99
-- Substitutes --							
10	LARANETTO, Aaron	-	-	-	-	-	8
14	MOHAMED, Belal	1	1	-	-	-	81
19	TREPANIER, Matt	-	-	-	-	-	23
22	LILLIS, Leandros	-	-	-	-	-	49
Totals 13 6 2 2 8							

#	Goalkeepers	Min	GA	Saves
30	LEFEBVRE, Simon	99:13	3	3

Shots by period	1	2	OT	Total
TEMPLE	6	7	0	13
USF	11	9	5	25

Corner kicks	1	2	OT	Total
TEMPLE	2	3	2	7
USF	3	4	2	9

Scoring summary:

No.	Time	Team	Goal scorer	Assist	Description
1.	40:41	USF	ZIS, Alex (4)	(unassisted)	free kick from the left side
2.	68:49	TEM	SARVER, Nick (1)	LILLIS, Leandros	header from corner kick
3.	75:28	TEM	HAHN, Justin (2)	SARVER, Nick	pass from 5, shot from left side to upper ri corner
4.	82:40	USF	YCAZA, Emilio (1)	JACKSON, Trey	header from a deflected header over the k corner from 7, header to top right corner
5.	99:13	USF	SKUBLAK, Tomasz (6)	ZIS, Alex	

Cautions and ejections:

YC-TEM #4 (45:16); YC-TEM #19 (67:11); YC-TEM #6 (99:13)

Win-DEVENISH-MEARES, Har (5-5-2). Loss-LEFEBVRE, Simon (3-6-2).

Stadium: Corbett Stadium

Officials: Referee: Zachary Hendrixson; Asst. Referee: Paul Kelly; Michel L. Catin;

Alt. Official: Edin Kapidzic; Timekeeper: USF Event Management; Scorer: USF Communications;

Offsides: TEMPLE 4, USF 0.

OT

Official's signature

GAME 13

UCF 2, USF 1 OCT. 20 // ORLANDO, FLA. // TRACK & SOCCER STADIUM

HOU (7-8-2, 3-3-1) vs. USF (11-2-0, 6-1-0)
Date: Oct 18, 2018 • Attendance: 618
Weather: How can it be this hot in OCTOBER. 90 Degrees.

Po #	Player	Sh	SO	G	A	F	Mia
00	Estopare, RACHEL	-	-	1	-	-	90
2	Packer, NOLIN	-	-	-	-	-	64
7	Bowen, DESIREE	3	2	1	-	-	70
9	Flowers, LAUREN	-	-	-	-	-	76
10	Grant, JAZMIN	2	2	1	-	-	69
14	Dolence, GEORGI	-	-	-	-	-	61
16	Brasca, MIA	-	-	1	-	-	63
20	Fulp, MADISON	-	-	-	-	-	59
25	Cole, SEVIE	-	-	-	-	-	72
27	Deppati, JULISSA	-	-	-	-	-	90
28	Farmenecy, CASIBDY	-	-	-	-	-	45
4	Nguyen, AMY	1	1	-	-	-	41
8	Anderson, NATALIE	1	1	-	-	-	32
12	Wid, KATLYN	-	-	-	-	-	21
13	Souleau, MADISON	-	-	-	-	-	32
17	Clarke, EMMA	-	-	-	-	-	43
18	Morrison, REID	-	-	-	-	-	9
19	Buh, KATELYN	-	-	-	-	-	18
21	Goode, MORGAN	-	-	-	-	-	34
Totals		7	6	2	2	16	

#	Goalkeepers	Min	GA	Saves
00	Estopare, RACHEL	90:00	3	4

Shots by period	1	2	Total
HOU	2	5	7
USF	8	9	17

Corner kicks	1	2	Total
HOU	1	1	2
USF	2	3	5

Scoring summary:	No.	Time	Team	Goal scorer	Assist	Description
1.	86:20	USF	WAGNER, Sabrina (1)	NASELLO, Sydney		
2.	49:37	HOU	Grant, JAZMIN (5)	(unassisted)		
3.	60:14	USF	NASELLO, Sydney (4)	(unassisted)		
4.	62:31	HOU	Bowen, DESIREE (7)	Brasca, MIA		
5.	60:06	USF	MEGRATH, Aubrey (5)	WAGNER, Sabrina		Wagner saves ball from out of bounds, out to 3, short shot

Cautions and ejections:
Win-MARTINEZ, Sydney (10-2-0). Loss-Estopare, RACHEL (4-5-1).
Stadium: Corbett Stadium
Officials: Referee: Hassan Belmehnia; Asst. Referee: Michael Catlin; Darren Krause;
Alt. Official: Paul Kelly; Timekeeper: USF Event Management; Scorer: USF Communications;
Offsides: HOU 2, USF 3.
Official's signature

Goals by period	1	2	Total
HOU	0	2	2
USF	1	2	3

Po #	Player	Sh	SO	G	A	F	Mia
01	MARTINEZ, Sydney	-	-	-	-	-	90
2	DENNIS, Chyanne	-	-	-	-	-	77
3	MEGRATH, Aubrey	2	2	1	-	-	74
5	PELLETIER-LAROCHE	-	-	-	-	-	86
7	KITCHING, Kacie	-	-	-	-	-	69
10	HAUKSDOTTIR, Andr	2	1	-	-	-	90
12	PALANCO, Mia	-	-	-	-	-	76
14	VIENS, Evelyn	5	2	-	-	-	85
15	WAGNER, Sabrina	1	1	1	-	-	90
21	BLETHEN, Bri	1	-	-	-	-	90
26	NASELLO, Sydney	4	1	1	1	-	84
6	ADAMS, Grace	-	-	-	-	-	8
16	COOKE, Olivia	1	-	-	-	-	13
17	ANDERSON, Rebekah	-	-	-	-	-	12
18	FERLIN, Leah	-	-	-	-	-	5
19	SEYBOLD, Hanna	-	-	-	-	-	0
21	BURNEY, Kelli	-	-	-	-	-	14
23	BURROUGHS, Kylee	-	-	-	-	-	6
44	DAVIES, Emma	1	-	-	-	-	21
Totals		17	7	3	2	11	

#	Goalkeepers	Min	GA	Saves
1	MARTINEZ, Sydney	90:00	2	2
TM	TEAM	0:00	0	2

Saves by period	1	2	Total
HOU	1	3	4
USF	1	3	4

Fouls	1	2	Total
HOU	5	11	16
USF	5	6	11

GAME 14

FIU 3, USF 2 (2OT) OCT. 23 // MIAMI, FLA. // RICCARDO SILVA STADIUM

USF (6-8) vs. FIU (6-6-2)
Date: 10-23-18 • Attendance: 674
Weather: 81 degrees, partly cloudy

Po #	Player	Sh	SO	G	A	F	Mia
33	TAKASE, Kazuna	-	-	-	-	-	-
4	GALLINA, Henrique	-	-	-	-	-	-
6	LAVAL, Richard	-	-	-	-	-	-
7	ZIS, Alex	4	-	-	-	-	-
8	BILLHARDT, Adrian	2	1	-	-	-	-
10	MONGE, Josue	-	-	-	-	-	-
11	SKUBLAK, Tomasz	1	-	-	-	-	-
17	JACKSON, Trey	1	-	-	-	-	-
19	MURPHY, Marcus	-	-	-	-	-	-
22	ROSALES, Jonathan	-	-	-	-	-	-
27	FLANAGAN, Avionne	1	1	-	-	-	-
17	RUDDERHAM, Steph	3	-	1	-	-	-
13	GIL, Frederick	2	-	-	-	-	-
14	GUERRERO, Diego	1	1	1	-	-	-
16	BAPTISTA, Felipe	-	-	-	-	-	-
18	YCAZA, Emilio	-	-	-	-	-	-
24	PHIPPS, Gordon	1	1	1	-	-	-
Totals		14	4	2	1	-	-

#	Goalkeepers	Min	GA	Saves
33	TAKASE, Kazuna	110:00	3	2

Shots by period	1	2	OT	O2	Total
USF	6	8	0	0	14
FIU	7	6	2	4	19

Corner kicks	1	2	OT	O2	Total
USF	1	5	1	0	7
FIU	2	2	0	0	4

Scoring summary:	No.	Time	Team	Goal scorer	Assist	Description
1.	13:31	FIU	BOUVERVY, Jacques (1)	SAGARDUY, Inigo	SIMONS, Kimani	
2.	34:43	USF	PHIPPS, Gordon (1)	RUDDERHAM, Stephen	(unassisted)	
4.	78:06	FIU	SPENCE, Errol (1)	(unassisted)		
5.	106:32	FIU	AHLINVI, Joris (7)	CONDE, Mohamed		

Cautions and ejections:
YC-USF #10 (23:01); YC-USF #4 (44:13); YC-FIU #25 (48:03);
RC-USF #4 (81:47); RC-FIU #12 (81:47)
Win-FAUROUX, Hugo (3-6-0). Loss-TAKASE, Kazuna (6-8).
Stadium: FIU Soccer Stadium
Officials: Referee: Rubiel Vazquez; Asst. Referee: Hayden Oscaño; Michael Jarvis;
Alt. Official: Andres Vidales; Scorer: Diana Padilla;
Offsides: USF 0, FIU 0.
Official's signature

GAME 15

USF 6, CINCINNATI 2 OCT. 27 // CINCINNATI, OHIO // GETTLER STADIUM

USF (6-7-2, 3-1-2 AAC) vs. Cincinnati (3-13-1, 1-5-0 AAC)
Date: Oct 27, 2018 • Attendance: 1826
Weather: cold, rainy

Po #	Player	Sh	SO	G	A	F	Mia
01	DEVENISH-MEARES,	-	-	-	-	-	90
3	CUPID, Kori	-	-	-	-	-	90
6	LAVAL, Richard	1	-	-	-	-	68
7	ZIS, Alex	4	2	1	1	74	
11	SKUBLAK, Tomasz	3	3	2	-	65	
14	GUERRERO, Diego	-	-	-	-	174	
18	YCAZA, Emilio	2	1	1	-	90	
19	MURPHY, Marcus	-	-	-	-	90	
22	ROSALES, Jonathan	-	-	-	-	179	
24	PHIPPS, Gordon	-	-	-	-	90	
27	FLANAGAN, Avionne	1	-	-	-	65	
8	BILLHARDT, Adrian	-	-	-	-	16	
10	MONGE, Josue	-	-	-	-	0	
12	RUDDERHAM, Steph	1	1	1	-	25	
13	GIL, Frederick	1	1	-	-	25	
16	BAPTISTA, Felipe	-	-	-	-	22	
17	JACKSON, Trey	2	2	1	-	16	
34	GUINEA, Raul	-	-	-	-	11	
Totals		15	10	6	3		

#	Goalkeepers	Min	GA	Saves
1	DEVENISH-MEARES,	90:00	2	5
TM	TEAM	0:00	0	1

Shots by period	1	2	Total
USF	7	8	15
Cincinnati	4	14	18

Corner kicks	1	2	Total
USF	2	1	3
Cincinnati	1	1	2

Scoring summary:	No.	Time	Team	Goal scorer	Assist	Description
1.	10:59	USF	SKUBLAK, Tomasz (7)	ROSALES, Jonathan		cross played in from right side, finished in the 18
2.	29:48	USF	ZIS, Alex (5)	Penalty kick		
3.	52:51	USF	SKUBLAK, Tomasz (8)	GUERRERO, Diego		through ball splitting the central defense turnover in the backfield
4.	54:40	USF	YCAZA, Emilio (3)	(unassisted)		crossed from the touchline, redirected in traffic
5.	74:16	USF	RUDDERHAM, Stephen (3)	ZIS, Alex		turnover in back line, 1v1 with keeper direct ball over the top of defense
6.	79:17	USF	JACKSON, Trey (2)	(unassisted)		direct ball over top to 9, crossed from left and redirected
7.	83:47	CIN	MELINK, Ryan (1)	COMMISSIONG, Darryn		
8.	84:55	CIN	MELINK, Ryan (2)	EPPS, Rex		

Cautions and ejections:
Win-DEVENISH-MEARES, Har (6-6-2). Loss-LAWRENCE, Noah (1-9-1).
Stadium: Gettler Stadium
Officials: Referee: Rizal Milliken; Asst. Referee: Shane Foley; Jeff Swartzel;
Alt. Official: Khary Williams; Timekeeper: Drew Weber; Scorer: Jeremy Martin;
Offsides: USF 3, Cincinnati 1.
Official's signature

GAME 16

USF 2, MEMPHIS 0 NOV. 2 // TAMPA // CORBETT STADIUM

Memphis (7-6-4, 2-4-1) vs. USF (7-7-2, 4-1-2)
Date: Nov 02, 2018 • Attendance: 311
Weather: 80 degrees, cloudy, 80 percent humidity

Po #	Player	Sh	SO	G	A	F	Mia
01	LACKLAND, Parker	-	-	-	-	-	-
3	DE LUCA, Artur	-	-	-	-	-	-
4	ROBERTS, Ben	1	1	-	-	-	-
5	THOMAS, Justyn	-	-	-	-	-	-
6	HUERTA, Bryant	-	-	-	-	-	-
10	ZALZHAN, David	3	-	-	-	-	-
11	SANGHA, Gurman	-	-	-	-	-	-
13	MIKUS, Chris	1	-	-	-	-	-
15	MORSE, Jackson	-	-	-	-	-	-
17	MORISE, Mason	3	-	-	-	-	-
22	IRIDES, Alexandros	-	-	-	-	-	-
7	ALANIZ, Edgar	-	-	-	-	-	-
8	MCKNATT, Peyton	-	-	-	-	-	-
14	BICE, Brantley	-	-	-	-	-	-
20	OSBORNE, Aaron	-	-	-	-	-	-
21	ROSVOLL, Torbjorn	-	-	-	-	-	-
23	THORNTON, Michael	1	-	-	-	-	-
Totals		11	1	0	0	-	-

#	Goalkeepers	Min	GA	Saves
1	LACKLAND, Parker	90:00	2	6

Shots by period	1	2	Total
Memphis	4	7	11
USF	15	5	20

Corner kicks	1	2	Total
Memphis	4	2	6
USF	4	2	6

Scoring summary:	No.	Time	Team	Goal scorer	Assist	Description
1.	18:53	USF	YCAZA, Emilio (2)	ZIS, Alex		header from a corner kick on the left side
2.	88:55	USF	BAPTISTA, Felipe (2)	SKUBLAK, Tomasz		11 passed in between the defense and Gk slotted in w/ left foot

Cautions and ejections:
YC-USF #22 (27:28)
Win-DEVENISH-MEARES, Har (7-6-2). Loss-LACKLAND, Parker (3-4-1).
Stadium: Corbett Stadium
Officials: Referee: Mark Allatin; Asst. Referee: Paul Kelly; Harrison Pitman;
Alt. Official: Daren Krause; Timekeeper: USF Event Management; Scorer: USF Communications;
Offsides: Memphis 2, USF 3.
Official's signature

GAME 17

MEMPHIS 3, USF 1 (AAC TOURNAMENT)

NOV. 4 // ORLANDO, FLA. // TRACK & SOCCER STADIUM

Memphis (7-6-4, 2-4-1) vs South Florida (7-7-2, 4-1-2)
 Attendance: 0
 Stadium: UCF Soccer Complex at Orlando, Fla.
 Weather: Don't want to brag but definitely will because it is beautiful in Orlando

Goals by Period	1	2	Total
Memphis	1	2	3
South Florida	1	0	1

Memphis

Po	#	Player	Sh	SO	G	A	Fo	Min
gk	1	Parker LACKLAND	-	-	-	-	-	90
d	3	Artur DE LUCA	1	1	-	-	-	90
d	4	Ben ROBERTS	-	-	-	-	-	90
d	5	Justyn THOMAS	-	-	-	-	-	90
m	6	Bryant HUERTA	-	-	-	-	-	90
m	10	David ZALZMAN	2	2	1	-	-	76
m	11	Gurman SANGHA	2	1	1	1	-	57
m	13	Chris MIKUS	2	1	1	-	-	53
m	15	Jackson MORSE	1	-	-	-	-	82
d	18	Luke BIASI	-	-	-	-	-	90
m	22	Alexandros IERIDES	1	-	-	-	-	72
-- Substitutes --								
	7	Edgar ALANIZ	-	-	-	-	-	56
m	8	Peyton MCKNATT	1	-	-	-	-	54
Totals			10	5	3	1	9	
#	Goalkeepers	Min	GA	Saves				
1	Parker LACKLAND	90:00	1	7				

Shots by Period

	1	2	Total
Memphis	6	4	10
South Florida	7	7	14

Corners by Period

	1	2	Total
Memphis	4	1	5
South Florida	2	3	5

Scoring Summary:

No.	Time	Team	Goal Scorer	Assist	Description
1	32:14	USF	Alex ZIS	Adrian BILLHARDT; Jonathan ROSALES	Ball played down the right line, cut back to the corner of the six, buried by 7 in low left corner.
2	37:31	MEM	David ZALZMAN	Penalty kick	7 dragged down in the box, 10 steps up and slots the penalty low to the right side with the left foot. Goalie dove the correct way.
3	80:31	MEM	Chris MIKUS	Gurman SANGHA	11 played down the left side, cut a low cross to the corner of the 6-yard box, 13 fires a one-timer low on the grown off the keeper's hands and into the middle of the net.
4	86:24	MEM	Gurman SANGHA	(unassisted)	11 fought off multiple challenges from the defender as he dribbled up the middle. Snuck a low shot off the left post and in from 15 yards out

Cautions and Ejections:

YC-USF #27 (33:22); YC-USF #11 (87:15);

Officials: Scorer: Ian MacDougall;
 Offsides: Memphis 3, South Florida 2.

South Florida

Po	#	Player	Sh	SO	G	A	Fo	Min
GK	1	Har DEVENISH-MEARES	-	-	-	-	-	90
D	4	Henrique GALLINA	-	-	-	-	-	90
	6	Richard LAVAL	2	1	-	-	-	64
	7	Alex ZIS	5	2	1	-	-	81
F	11	Tomasz SKUBLAK	3	3	-	-	-	65
	14	Diego GUERRERO	-	-	-	-	-	45
	18	Emilio YCAZA	1	1	-	-	-	90
D	19	Marcus MURPHY	-	-	-	-	-	90
D	22	Jonathan ROSALES	-	-	-	1	-	82
	24	Gordon PHIPPS	-	-	-	-	-	53
D	27	Avionne FLANAGAN	2	1	-	-	-	65
-- Substitutes --								
F	8	Adrian BILLHARDT	1	-	-	1	-	51
	10	Josue MONJE	-	-	-	-	-	34
	12	Stephen RUDDERHAM	-	-	-	-	-	5
D	13	Frederick GIL	-	-	-	-	-	37
	16	Felipe BAPTISTA	-	-	-	-	-	12
	17	Trey JACKSON	-	-	-	-	-	33
Totals			14	8	1	2	17	
#	Goalkeepers	Min	GA	Saves				
1	Har DEVENISH-MEARES	90:00	3	2				

Saves by Period

	1	2	Total
Memphis	4	3	7
South Florida	1	1	2

Fouls by Period

	1	2	Total
Memphis	3	6	9
South Florida	8	9	17

Official's Signature

2019 USF MEN'S SOCCER || 2018 STATS

USF'S LARGEST IN 2018

Margin of Victory	4 (Three times)
Margin of Defeat	3 (at Clemson, 10/28)

USF'S LONGEST IN 2018

Longest Winning Streak	2 (Three times)
Longest Unbeaten Streak	4
Longest Losing Streak	4

USF'S MOST IN 2018

Goals	6 (at Cincinnati, 10/27)
Assists	3 (Three times)
Points	18 (at Cincinnati, 10/27)
Shots	25 (vs Temple, 10/12)
Shots on Goal	10 (at Cincinnati, 10/27)
Penalty Kicks	1 (Three times)
Yellow Cards	3 (Two times)
Red Cards	1 (Three times)
Goals Allowed	5 (at FGCU, 9/15)
Saves	10 (at SMU, 10/6)
Save Pct	1.000 (vs Memphis, 11/2)

TIMES LEADING THE TEAM IN 2018...

	Goals	Assists	Points	Shots	SOG
Baptista	-	-	-	-	-
Bauer Marr	-	-	-	-	-
Billhardt	-	-	-	4	2
Brown	-	-	-	-	-
Burgos	-	-	-	-	-
Cabrera	-	-	-	-	-
Cupid	-	-	-	-	-
Flanagan	-	-	-	-	-
Gallina	-	-	-	-	-
Gil	-	-	-	-	-
Guerrero	-	-	-	-	-
Guinea	-	-	-	-	-
Jackson	-	-	-	-	-
Laval	-	-	-	-	-
Monge	-	-	-	-	-
Murphy	-	-	-	-	-
Phipps	-	-	-	-	-
Rosales	-	1	-	-	-
Rudderham	-	-	-	-	-
Skublak	1	-	5	2	3
Ycaza	-	2	-	-	-
Zis	1	1	5	2	-
	Min.	Saves	GAASave %		
Devenish-Mearns	1	1	1	1	1
Takase	-	-	-	-	-
Watson	-	-	-	-	-



SPASOJE STEFANOVIC
2014 AMERICAN ATHLETIC
CONFERENCE
GOALKEEPER OF THE YEAR

2018 RECORD IN/WHEN...

Home Games	5-2-0
Road Games	2-5-2
Neutral Games	0-1-0
Against Ranked Opponents	0-4-0
Day Games	1-0-0
Night Games	6-8-2
Overtime	0-1-2
Penalty Kicks	N/A
One-Goal Games	

USF Scores:

One Goal or Less	1-6-1
2 or More Goals	6-2-1
3 or More Goals	5-1-0

Opponent Scores:

One Goal or Less	4-2-1
2 or More Goals	3-6-1
3 or More Goals	0-3-0

USF Scores First	6-1-0
Opp. Scores First	1-7-2
USF has more Shots	5-2-0
Opp. has more Shots	3-6-2
Shots are Tied	0-0-0
USF has more SOG	5-2-0
Opp. has more SOG	1-4-1
SOG are Tied	2-2-1
USF has more Corner Kicks	6-4-1
Opp. has more Corner Kicks	0-3-1
Corner Kicks are Tied	1-2-0
Leading at Halftime	5-0-0
Trailing at Halftime	1-3-0
Tied at Halftime	1-5-2



LINDO MFEKA
2014 AMERICAN ATHLETIC
CONFERENCE
FIRST-TEAM SELECTION



SOUTH FLORIDA
MEN'S SOCCER

HISTORY & RECORDS



2019 USF MEN'S SOCCER II HISTORY & RECORDS

SINGLE SEASON / CAREER RECORDS

Team Records

Goals

Match	vs. St. Leo,	1967	13
	vs. FIT-Jensen Beach	1980	13
Season	(20 games)	1983	92

Assists

Match	vs. Florida Southern	1983	12
	vs. Louisville	1992	12
Season	(20 matches)	1983	83

Shots

Match	vs. Eckerd		48
	vs. Florida Atlantic		48
Season	(21 matches)	1984	532

Corner Kicks

Match	vs. Memphis State	1984	19
Season	(21 matches)	1984	182

Matches

Season	1997, 2008	23
--------	------------	----

Wins

Season	1996	17
--------	------	----

Consecutive Wins

Season	1980-1981	15
	1967, 1981-1982, 1983	10

Losses

Season	1989	11
--------	------	----

Losing Streak

Season	1988, 1989, 2000, 2018	4
--------	------------------------	---

Ties

Season	2013	9
--------	------	---

Unbeaten Streak

Season	1965-1966	15
	1966, 1968-1969, and 2011	11

Winning Percentage

Season	(10-0-1)	1966	.955
--------	----------	------	------

Overtime Matches

Season	2013	10
--------	------	----

Individual Records

Goals

Match	George Unanue	1972	5
	Jerry Zagarri	1967	5
Season	Mike Mekelburg	1996	25
Career	Ralph Baker	1976-79	54

Assists

Match	Matt Borgard	1992	5
	vs. Louisville		
Season	Aris Bogdaneris	1984	19
Career	Aris Bogdaneris	1983-86	46

Points

Match	Jerry Zagarri	1967	10
	George Unanue	1972	10
	Mike Mekelburg	1996	10
Season	Roy Wegerle	1983	58
Career	Ralph Baker	1976-79	124

Shots

Match	Matt Westerhorstmann	1983	14
	vs. Eckerd		
Season	Matt Westerhorstmann	1984	105
Career	Matt Westerhorstmann	1980-84	289

Shutouts

Consecutive	Jeff Gopsill	1992	6
	Jeff Attinella	2010	6
Season	Troy Perkins	2001	11
Career	Jeff Attinella	2007-10	28

Goals-Against-Average

Season	Dan Peterson	1980	0.58
Career	Dan Peterson	1980-81	0.76

Saves

Season	Breck Bankerster	2003	115
Career	Troy Perkins	2000-02	262

Matches

Season	12 Times	2008	23
Career	Aubrey Perry	2008-11	83

Matches Started

Season	Eight Times	2008	23
Career	Wesley Charpie	2011-14	81

Career Leaders

Points


124	Ralph Baker	1976-79
123	Matt Westerhorstmann	1980-84
118	Jeff Cunningham	1994-97
110	Mike Knott	1973-76
109	Roy Wegerle	1982-83
105	Nigel Armorer-Clarke	1980-83
103	Mike Mekelburg	1993-96

Goals

54	Ralph Baker	1976-79
46	Mike Knott	1973-76
46	Matt Westerhorstmann	1980-84
46	Mike Mekelburg	1993-96
45	Phil Vitale	1967-70
43	Nigel Armorer-Clarke	1980-83
41	Jeff Cunningham	1994-97
40	Roy Wegerle	1982-83

Assists

46	Aris Bogdaneris	1983-86
40	Matt Borgard	1989-94
36	Brian Waltrip	1996-99
36	Jeff Cunningham	1994-97
31	Matt Westerhorstmann	1980-84
29	Roy Wegerle	1982-83
27	Simon Schoendorf	2004-07
26	Oystein Drillestad	1991-94
25	Jordan Seabrook	2005-08
25	Mark Chung	1988-92
25	Kevin Alvero	1998-99



2019 USF MEN'S SOCCER || HISTORY & RECORDS

SINGLE SEASON / CAREER RECORDS CONT.

Yearly Goal Leaders

1965	Helge Velde	13
1966	Tim McEvoy	14
1967	Phil Vitale	14
1968	Phil Vitale	13
1969	Dan Gaffney	11
1970	Greg McElroy	13
1971	Sean O'Brien	12
1972	George Unanue	8
1973	Mike Knott	14
1974	Larry Byrne	5
1975	Mike Knott	13
1976	Mike Knott	18
1977	Ralph Baker	15
1978	Ralph Baker	12
1979	Ralph Baker	19
1980	Nigel Armorer-Clarke	15
1981	Nigel Armorer-Clarke	9
1982	Roy Wegerle	19
1983	Roy Wegerle	21
1984	Matt Westerhorstmann	16
1985	Donal McDonagh	14
1986	Alan Anderson	11
1987	Michael Bates	7
1988	Michael Bates	10
1989	Bobby Wetzork	8
1990	Bobby Wetzork	16
1991	Tim Geltz	8
1992	Mark Chung	13
1993	Frankie Cipolla	8
	Oystein Drillestad	8
1994	Matt Borgard	11
	Jeff Cunningham	11
1995	Thomas Holmen	9
1996	Mike Mekelburg	25
1997	Jeff Houser	15
1998	Kevin Alvero	19
1999	Kevin Alvero	19
2000	Greg Krauss	16
2001	Jason Cudjoe	10
2002	Hunter West	14
2003	Hunter West	7
2004	Hunter West	7
2005	Jordan Seabrook	14
2006	Jordan Seabrook	6
	Rodrigo Hidalgo	6
2007	Simon Schoendorf	7
2008	Jordan Seabrook	6
2009	Sebastien Thuriere	6
	Bernardo Anor	6
2010	Bernardo Anor	6
2011	Dom Dwyer	16
2012	Roberto Alterio	5
2013	Stiven Salinas	6
2014	Edwin Moalosi	5
	Lucas Baldin	5
2015	Nazeem Bartman	8
2016	Nazeem Bartman	6
2017	Adrian Billhardt	5
2018	Tomasz Skublak	8

Season Goal Leaders

1996	Mike Mekelburg	25
1983	Roy Wegerle	21
1979	Ralph Baker	19
1982	Roy Wegerle	19
1998	Kevin Alvero	19
1999	Kevin Alvero	19
1976	Mike Knott	18
1984	Matt Westerhorstmann	16
1990	Bobby Wetzork	16
2000	Greg Krauss	16
2011	Dom Dwyer	16
1977	Ralph Baker	15
1980	Nigel Armorer-Clarke	15
1997	Jeff Houser	15
1966	Tim McEvoy	14
1967	Phil Vitale	14
1973	Mike Knott	14
1985	Donal McDonagh	14
2002	Hunter West	14
2005	Jordan Seabrook	14
1965	Helge Velde	13
1968	Phil Vitale	13
1970	Greg McElroy	13
1975	Mike Knott	13
1992	Mark Chung	13
1971	Sean O'Brien	12
1978	Ralph Baker	12
1969	Dan Gaffney	11
1986	Alan Anderson	11
1994	Matt Borgard	11
	Jeff Cunningham	11
1988	Michael Bates	10
2001	Jason Cudjoe	10
1981	Nigel Armorer-Clarke	9
1995	Thomas Holmen	9
1972	George Unanue	8
1989	Bobby Wetzork	8
1991	Tim Geltz	8
1993	Frankie Cipolla	8
	Oystein Drillestad	8
2015	Nazeem Bartman	8
2018	Tomasz Skublak	8
1987	Michael Bates	7
2003	Hunter West	7
2004	Hunter West	7
2007	Simon Schoendorf	7
2006	Jordan Seabrook	6
	Rodrigo Hidalgo	6
2008	Jordan Seabrook	6
2009	Bernardo Anor	6
2010	Bernardo Anor	6
	Sebastien Thuriere	6
2013	Stiven Salinas	6
2016	Nazeem Bartman	6

Yearly Assist Leaders

1965	Brian Holt	4
1966	Denny Meyer	9
1967	Jerry Zaggarri	8
1968	Dan Gaffney	7
1969	Pete Tumminia	6
1970	Norbert Mueller	6
1971	Sean O'Brien	6
1972	Larry Byrne	4
1973	Frank Bono	6
	Larry Byrne	6
	Pete Mohrmann	6
1974	Larry Byrne	3
	Sean O'Brien	3
1975	Larry Byrne	5
1976	Mike Knott	10
1977	Chris Berg	5
1978	Paul Ritter	5
1979	Ralph Baker	8
1980	Jim Peterson	11
1981	Matt Westerhorstmann	7
1982	Roy Wegerle	13
1983	Roy Wegerle	16
1984	Aris Bogdaneis	19
1985	Trevor Buckland	8
1986	Aris Bogdaneis	16
1987	R.C. Campagnolo	7
1988	John King	7
1989	Mark Chung	5
1990	Matt Borgard	9
1991	Tim Geltz	8
1992	Mark Chung	9
1993	Matt Borgard	9
1994	Matt Borgard	13
1995	Mike Mekelburg	3
	Darik Metrius	3
1996	Jeff Cunningham	18
1997	Brian Waltrip	13
1998	Kevin Alvero	12
1999	Kevin Alvero	13
2000	Jeff Thwaites	9
2001	Gabriel Salgado	5
2002	Gabriel Salgado	7
2003	C.D. Harris	4
	Drew Helm	4
2004	Simon Schoendorf	7
2005	Rodrigo Hidalgo	15
2006	Kris Raad	6
2007	Simon Schoendorf	13
2008	Jordan Seabrook	6
2009	Javed Mohammed	11
2010	Javed Mohammed	3
	Marius Krathe	3
	Bernardo Anor	3
2011	Wesley Charpie	6
2012	Leston Paul	6
2013	Wesley Charpie	6
2014	Edwin Moalosi	9
	Lucas Baldin	9
2015	Nazeem Bartman	5
2016	Lindo Mfeka	5
	Ricardo Gomez	5
2017	Adrian Billhardt	6
2018	Alex Zis	8

2019 USF MEN'S SOCCER II HISTORY & RECORDS

RECORDS CONT. / ALL-TIME COACHES RECORDS

Season Assist Leaders

1984	Aris Bogdaneris	19
1996	Jeff Cunningham	18
1983	Roy Wegerle	16
1986	Aris Bogdaneris	16
2005	Rodrigo Hidalgo	15
1982	Roy Wegerle	13
1994	Matt Borgard	13
1997	Brian Waltrip	13
1999	Kevin Alvero	13
2007	Simon Schoendorf	13
1998	Kevin Alvero	12
1980	Jim Peterson	11
2009	Javed Mohammed	11
1976	Mike Knott	10
2014	Edwin Moalosi	9
	Lucas Baldin	9
1966	Denny Meyer	9
1990	Matt Borgard	9
1992	Mark Chung	9
1993	Matt Borgard	9
2000	Jeff Thwaites	9
1967	Jerry Zagari	8
1979	Ralph Baker	8
1985	Trevor Buckland	8
1991	Tim Geltz	8
2018	Alex Zis	8
1968	Dan Gaffney	7
1981	Matt Westerhorstmann	7
1987	R.C. Campagnolo	7
1988	John King	7
2002	Gabriel Salgado	7
2004	Simon Schoendorf	7
2013	Wesley Charpie	6
2012	Leston Paul	6
1969	Pete Tumminia	6
1970	Norbert Mueller	6
1971	Sean O'Brien	6
1973	Frank Bono	6
	Larry Byrne	6
	Pete Mohrmann	6
2006	Kris Raad	6
2008	Jordan Seabrook	6
2011	Wesley Charpie	6
2017	Adrian Billhardt	6
1975	Larry Byrne	5
1977	Chris Berg	5
1978	Paul Ritter	5
1989	Mark Chung	5
2001	Gabriel Salgado	5
2015	Nazeem Bartman	5
2016	Lindo Mfeka	5
	Ricardo Gomez	5
1965	Brian Holt	4
1972	Larry Byrne	4
2003	C.D. Harris	4

	Drew Helm	4
2013	Lindo Mfeka	4
	Edwin Moalosi	4



ALL-TIME COACHES

Dan Holcomb - 1965-86 (22 years)

	W	L	T	Pct.
Overall	216	87	22	.698
Postseason	24	7	4	.742
NCAA	2	5	1	.357

Eight Sun Belt Championships: '76, '77, '79, '80, '81, '82, '85, '86

Six NCAA Tournament Appearances: '69, '70, '71, '73, '75, '82

Jay Miller - 1987-93 (Seven years)

	W	L	T	Pct.
Overall	69	43	15	.602
Postseason	3	2	2	.571
NCAA	0	0	0	.000

Two Sun Belt Championships: '88, '90

One Metro Championship: '91

T. Logan Fleck - 1994-96 (Three years)

	W	L	T	Pct.
Overall	34	17	0	.667
Postseason	5	2	0	.714
NCAA	0	1	0	.000

One C-USA Championship: '96

One C-USA Tournament Championship: '96

One NCAA Tournament Appearance: '96

David Christiansen - 1997 (One year)

	W	L	T	Pct.
Overall	14	7	2	.652
Postseason	3	2	0	.600
NCAA	2	1	0	.667

One C-USA Championship: '97

One NCAA Tournament Appearance: '97

John Hackworth - 1998-01 (Four years)

	W	L	T	Pct.
Overall	47	32	2	.593
Postseason	7	5	0	.583
NCAA	1	2	0	.333

One C-USA Championship: '98

Two NCAA Tournament Appearances: '98, '01

George Kiefer - 2002-2016 (14 years)

	W	L	T	Pct.
Overall	174	90	55	.632
Postseason	18	18	10	.500
NCAA	6	8	5	.447

One BIG EAST Tournament Championship: '08

Two BIG EAST Red Division Championships: '05, '11

One American Athletic Conference Championship: '13

Ten NCAA Tournament Appearances: '05, '07, '08, '09, '10, '11, '12, '13, '15, '16

Bob Butehorn - 2017-Pres. (2 years)

	W	L	T	Pct.
Overall	13	14	6	.485
Postseason	0	1	0	.000
NCAA	0	0	0	.000

All-Time Coaches' Conference Success

Dan Holcomb (1976-1986) - 128-83-18 overall record during eleven seasons in the Sun Belt Conference.

Conference Record: N/A

Conference Tournament Record: 22-2-3

Eight Conference Championships

Jay Miller (1987-1990) - 38-29-6 overall during four seasons in the Sun Belt Conference.

Conference Record: 5-1-1

Conference Tournament Record: 2-3-1

Two Sun Belt Championships

Metro Conference (1991-1994)

Jay Miller (1991-1993) - 31-14-9 overall record during three seasons in the Metro Conference.

Conference Record: 3-5-1

Conference Tournament Record: 1-0-1

One Metro Conference Championship

T. Logan Fleck (1994) - 9-7-0 overall record during one season in the Metro Conference.

Conference Record: 3-2-0

Conference Tournament Record: N/A

Conference USA (1995-2004)

2019 USF MEN'S SOCCER || HISTORY & RECORDS

ALL-TIME COACHING RECORDS CONT.

T. Logan Fleck (1995-1996) - 25-10-0 overall record during two seasons in Conference USA.

Conference Record: 12-4-0
 Conference Tournament Record: 4-1-0
 One Conference USA Championship
 One Conference USA Tournament Championship

David Christiansen (1997) - 14-7-2 overall record during one season in Conference USA.

Conference Record: 5-1-2
 Conference Tournament Record: 2-1-0
 One Conference USA Championship

John Hackworth (1998-2001) - 47-32-2 overall record during four seasons in Conference USA.

Conference Record: 20-13-1
 Conference Tournament Record: 4-2-0
 One Conference USA Championship

George Kiefer (2002-2004) - 28-20-5 overall record during three seasons in Conference USA.

Conference Record: 15-10-3
 Conference Tournament Record: 0-3-0

George Kiefer (2005-12) - 95-43-27 overall record during eight seasons in the BIG EAST Conference.

Conference Record: 45-24-15
 Conference Tournament Record: 7-6-1
 Two BIG EAST Red Division Championships
 One BIG EAST Tournament Championship

George Kiefer (2013-2016) - 39-23-19 overall record during four years in the American Athletic Conference.

Conference Record: 17-7-7
 Conference Tournament Record: 5-1-4
 Won Inaugural American Athletic Conference Tournament Championship

Bob Butehorn (2017-pres.) - 13-14-6 overall record during two years in the American Athletic Conference.

Conference Record: 7-3-4
 Conference Tournament Record: 0-1-0

MISC. COACHING HISTORY AND RECORDS

USF's Coach of the Year Selections

Year	Coach
2005	George Kiefer (NSCAA South Region)
1998	John Hackworth (Conference USA)
1980	Dan Holcomb (Sun Belt Conference)
1976	Dan Holcomb (Sun Belt Conference)

NCAA Tournament Appearances

No.	Coach
10	George Kiefer
6	Dan Holcomb
2	John Hackworth
1	T. Logan Fleck
1	David Christiansen

NCAA Tournament Record

W-L-T	Coach
6-8-5	George Kiefer
2-5-1	Dan Holcomb
3-2-0	David Christiansen
1-2-0	John Hackworth
0-1-0	T. Logan Fleck

Highest Winning Percentage

Coach	Years	W-L-T	Pct.
Holcomb	22	240-93-26	.705
Fleck	3	38-19-0	.667
Christiansen	1	18-10-2	.633
Kiefer	15	192-108-65	.615
Miller	7	72-46-17	.596
Hackworth	4	52-36-2	.589
Butehorn	2	13-15-6	.471

Most Victories

Coach	Years	W-L-T
Holcomb	22	240-93-26
Kiefer	15	192-108-65
Miller	7	72-46-17
Hackworth	4	52-36-2
Fleck	3	38-19-0
Christiansen	1	18-10-2
Butehorn	2	13-15-6

Most Seasons at USF

Coach	Years	W-L-T
Holcomb	22	240-93-26
Kiefer	15	192-108-65
Miller	7	72-46-17
Hackworth	4	52-36-2
Fleck	3	38-19-0
Butehorn	2	13-15-6
Christiansen	1	18-10-2

ALL-TIME WIN-LOSS-TIE BREAKDOWN

	W	L	T	Pct.
Overall	636	344	133	.631
Home	335	99	54	.742
Away	168	142	46	.537
Neutral	64	49	11	.560
Overall Postseason	69	54	22	.552
NCAA Tournament	11	17	6	.412
Sun Belt Conference (1976-90)	5	1	1	.786
Sun Belt Tournament*	24	5	4	.788
Metro Conference (1991-94)	6	7	1	.464
Metro Tournament**	2	1	1	.625
Conference USA (1995-04)	52	28	6	.640
C-USA Tournament	10	7	0	.588
BIG EAST Conference (2005-2012)	33	17	14	.625
BIG EAST Tournament	7	6	1	.534
The American (2013-Pre.)	24	10	11	.656
The American Tournament	5	2	4	.636

* Sun Belt Conference held no tournament in 1990

** Metro Conference held only tournament in 1991

2019 USF MEN'S SOCCER II HISTORY & RECORDS

YEAR-BY-YEAR OVERALL RECORDS

Year	W-L-T	Pct.	Conf.	Pct.	Finish	Home	Away	Neutral	Tourn.	Seed	NCAA Tourn.
Dan Holcomb 1965-86 (22 years) Overall Record 216-86-22 (.701) Postseason 24-7-4 (.743) NCAA 2-5-1 (.313)											
1965	6-4-0	.600	---	---	---	4-1-0	2-3-0	--	--	--	--
1966	10-0-1	.955	---	---	---	6-0-0	4-0-1	--	--	--	--
1967	10-2-0	.833	---	---	---	7-0-0	2-2-0	1-0-0	--	--	--
1968	6-2-1	.722	---	---	---	5-0-0	1-2-1	--	--	--	--
1969	8-2-0	.800	---	---	---	2-1-0	6-1-0	--	--	--	1-1-0/2nd Round
1970	7-3-1	.682	---	---	---	5-0-0	2-3-1	--	--	--	0-0-1/1st Round
1971	7-3-0	.700	---	---	---	3-1-0	4-2-0	--	--	--	0-1-0/1st Round
1972	9-4-2	.667	---	---	---	8-0-2	1-3-0	0-1-0	--	--	--
1973	10-3-0	.769	---	---	---	2-1-0	8-2-0	--	--	--	1-1-0/2nd Round
1974	6-6-2	.500	---	---	---	3-3-0	3-2-1	0-1-1	--	--	--
1975	9-3-1	.731	---	---	---	3-0-1	5-2-0	1-1-0	--	--	0-1-0/1st Round
1976*	11-6-1	.639	---	---	---	5-2-1	4-4-0	2-0-0	2-0-0	--	--
1977	10-5-0	.667	---	---	---	5-2-0	4-2-0	1-1-0	2-0-0	--	--
1978	7-7-1	.500	---	---	---	5-1-1	2-3-0	0-3-0	1-1-0	--	--
1979	12-6-0	.667	---	---	---	7-3-0	2-3-0	3-0-0	3-0-0	--	--
1980	14-1-1	.906	---	---	---	7-0-0	5-1-1	2-0-0	2-0-0	--	--
1981	12-2-1	.833	---	---	---	7-1-0	4-1-1	1-0-0	2-0-0	--	--
1982	13-3-3	.763	---	---	---	10-2-2	2-1-1	1-0-0	3-0-0	--	0-1-0/1st Round
1983	15-4-1	.775	---	---	---	10-2-0	2-2-0	3-0-1	1-0-1	--	--
1984	13-6-2	.667	---	---	---	7-3-1	2-0-1	4-3-0	2-1-0	--	--
1985	12-6-2	.650	---	---	---	9-4-1	1-1-1	2-1-0	2-0-1	--	--
1986	9-8-2	.526	---	---	---	8-3-2	0-4-0	1-1-0	2-0-1	--	--
Jay Miller 1987-93 (Seven years) Overall Record 69-43-15 (.602) Postseason 3-3-2 (.500) 											
1987	8-8-2	.500	---	---	---	3-5-0	3-2-2	2-1-0	1-1-0	--	--
1988	9-7-2	.556	---	---	---	4-3-0	3-2-1	2-2-1	1-0-1	--	--
1989	9-11-0	.450	---	---	---	4-4-0	1-5-0	4-2-0	0-2-0	--	--
1990	12-3-2	.765	5-1-1	.786	t-1st	9-2-0	2-1-1	1-0-1	--	--	--
1991\$	9-5-6	.600	---	---	---	6-0-2	3-2-2	0-3-2	1-0-1	--	--
1992	13-3-2	.778	2-1-1	.625	---	8-1-1	2-1-1	3-1-0	--	--	--
1993	9-6-1	.594	1-4-0	.200	---	3-3-0	3-2-1	3-1-0	--	--	--
T. Logan Fleck 1994-96 (Three years) Overall Record 34-17-0 (.667) Postseason 4-2-0 (.667) NCAA 0-1-0 (.000)											
1994	9-7-0	.562	3-2-0	.600	---	5-3-0	2-2-0	2-2-0	--	--	--
1995#	8-6-0	.571	5-3-0	.625	3rd	3-2-0	4-1-0	1-3-0	1-1-0	3	--
1996	17-4-0	.810	7-1-0	.875	t-1st	11-1-0	5-2-0	1-1-0	3-0-0	2	0-1-0/1st Round
Dave Christiansen 1997 (One year) Overall Record 14-8-2 (.625) Postseason 4-2-0 (.667) NCAA 2-1-0 (.667)											
1997	14-8-2	.625	5-1-2	.750	t-1st	6-3-10	6-5-1	2-0-0	2-1-0	1	2-1-0/3rd Round
John Hackworth 1998-01 (Four years) Overall Record 47-32-2 (.593) Postseason 5-4-0 (.556) NCAA 1-2-0 (.333)											
1998	12-8-2	.591	6-1-1	.812	t-1st	7-3-1	5-2-0	0-3-1	3-0-0	1	0-1-0/1st Round
1999	10-8-0	.556	4-4-0	.500	5th	6-1-0	1-6-0	3-1-0	1-1-0	5	--
2000	10-9-0	.526	3-5-0	.375	7th	6-3-0	3-5-0	1-1-0	--	--	----
2001	15-7-0	.682	7-3-0	.700	2nd	7-4-0	6-2-0	2-1-0	0-1-0	2	1-1-0/2nd Round

2019 USF MEN'S SOCCER II HISTORY & RECORDS

YEAR-BY-YEAR OVERALL RECORDS

Year	W-L-T	Pct.	Conf.	Pct.	Finish	Home	Away	Neutral	Tourn.	Seed	NCAA Tourn.
George Kiefer 2002-16 (15 years) Overall Record 162-86-51 (.627) Postseason 18-18-10 (.500) NCAA 6-8-5 (.447)											
2002	11-7-0	.611	6-4-0	.600	4th	5-2-0	6-4-0	0-1-0	0-1-0	4	--
2003	7-8-3	.472	4-3-2	.556	t-4th	4-2-2	3-3-1	0-3-0	0-1-0	5	--
2004	10-5-2	.647	5-3-1	.611	t-3rd	3-1-2	4-2-0	3-2-0	0-1-0	4	--
2005 [^]	13-6-2	.667	---	---	1st	10-1-0	3-3-2	0-2-0	1-1-1	1	1-0-1/2nd Round
2006	9-6-4	.636	1-0-3	.625	4th (Red)	5-2-3	5-4-1	2-0-0	1-1-0	4	--
2007	14-6-2	.680	6-4-1	.591	4th (Red)	11-1-0	3-6-2	2-0-0	1-1-0	4	2-1-0/3rd Round
2008	15-5-3	.712	7-3-1	.682	2nd (Red)	10-0-3	5-5-1	1-0-1	3-0-0	2	1-1-1/4th Round
2009	14-4-3	.729	6-3-2	.636	3rd (Red)	11-0-2	4-4-1	1-1-0	1-1-0	3	1-1-0/2nd Round
2010	9-6-4	.609	4-3-2	.556	t-4th(Red)	8-2-2	1-4-4	2-0-0	0-1-0	5	0-1-0/1st Round
2011	13-4-4	.696	7-1-2	.800	1st (Red)	9-2-2	5-2-2	0-1-0	0-1-0	1	1-1-1/4th Round
2012	8-6-5	.548	2-3-3	.438	7th (Red)	6-5-2	1-2-2	2-0-1	--	--	0-1-1/2nd Round
2013 [%]	8-4-9	.595	2-2-4	.500	5th	5-2-3	2-1-5	1-1-1	2-0-1	5	0-1-0/1st Round
2014	10-7-3	.575	4-3-1	.562	4th	7-4-0	3-3-2	0-0-1	1-0-2	4	--
2015	11-6-3	.625	5-1-2	.750	2nd	8-1-2	2-3-1	1-2-0	1-1-0	2	0-1-0/1st Round
2016	10-6-4	.600	6-1-0	.857	1st	7-2-4	3-4-0	--	1-0-1	1	0-0-1/1st Round
Bob Butehorn 2017-Pre. (2 years) Overall Record 13-14-6 (.471) Postseason 0-1-0 (.000) NCAA 0-0-0 (.000)											
2017	6-6-4	.500	3-2-2	.571	5th	5-2-2	1-3-2	0-1-0	--	--	--
2018	7-8-2	.471	4-1-2	.714	3rd	5-2-0	2-5-2	0-1-0	0-1-0	--	--
Totals: Overall: 555-286-98 (.643) Conference: 120-63-33 (.632) Postseason: 58-37-16 (.595) NCAA Tournament: 11-17-6 (.412)											

* First Year of Sun Belt Conference competition

\$ First Year of Metro Conference competition

First Year of Conference USA competition

[^] First Year of BIG EAST competition

[%] First Year of American Athletic Conference competition

2019 USF MEN'S SOCCER II HISTORY & RECORDS

YEAR-BY-YEAR CONFERENCE RECORDS

Year	Conference	Conference Record	Conference Tournament
1976	Sun Belt*	N/A	2-0-0 (Sun Belt Champion - def. S. Alabama 9-1; def. Georgia St. 6-1)
1977	Sun Belt*	N/A	2-0-0 (Sun Belt Champion - def. Charlotte 10-0; def. Jacksonville 4-3)
1978	Sun Belt*	N/A	1-1-0 (lost Georgia St. 2-1; def. Charlotte 3-1)
1979	Sun Belt*	N/A	3-0-0 (Sun Belt Champion - def. S. Alabama 11-0; def. Jacksonville 1-0; def. Charlotte 3-2)
1980	Sun Belt*	N/A	2-0-0 (Sun Belt Champion - def. Va. Commonwealth 3-1; def. Georgia St. 2-1)
1981	Sun Belt*	N/A	2-0-0 (Sun Belt Champion - def. Jacksonville 3-0; def. S. Alabama 2-1)
1982	Sun Belt*	N/A	3-0-0 (Sun Belt Champion - def. S. Alabama 5-0; def. Jacksonville 2-0; def. Old Dominion 2-1)
1983	Sun Belt*	N/A	1-0-1 (def. UAB 8-1; tied Charlotte 2-2)
1984	Sun Belt*	N/A	2-1-0 (def. W. Kentucky 9-1; def. S. Alabama 8-1; lost Old Dominion 2-1)
1985	Sun Belt*	N/A	2-0-1 (Sun Belt Champion - def. Jacksonville 3-0; def. Charlotte 2-1; tied Old Dominion 2-2)
1986	Sun Belt*	N/A	2-0-1 (Sun Belt Champion - def. Jacksonville 1-0; tied Old Dominion 2-2; def. W. Kentucky 2-1)
1987	Sun Belt*	2-1-0	1-1-0 (lost Old Dominion 2-0; def. Jacksonville 2-0)
1988	Sun Belt*	2-1-0	1-0-1 (Sun Belt Champion - def. Charlotte 2-1; tied Old Dominion 1-1/Win on PKs)
1989	Sun Belt*	2-1-0	0-2-0 (lost Old Dominion 2-0; lost Charlotte 2-0)
1990	Sun Belt	5-1-1 (Co-Champion)	No Tournament Held
1991	Metro Conference*	N/A	1-0-1 (Metro Conference Champions - def. Va. Commonwealth 2-0; tied Charlotte 0-0)
1992	Metro Conference	2-1-1	N/A
1993	Metro Conference	1-4-0	N/A
1994	Metro Conference	3-2-0	N/A
1995	Conference USA	5-3-0	1-1-0 (def. Cincinnati 3-0; lost Saint Louis 3-2)
1996	Conference USA	7-1-0 (Co-Champion)	3-0-0 (C-USA Champion - def. DePaul 2-0; def. Memphis 3-0; def. Marquette 2-1)
1997	Conference USA	5-1-2 (Co-Champion)	2-1-0 (def. Memphis 4-2; def. Charlotte 2-0; lost Saint Louis 3-1 OT)
1998	Conference USA	6-1-1 (Co-Champion)	3-0-0 (C-USA Champion - def. Louisville 2-1; def. Charlotte 1-0; def. Memphis 4-2)
1999	Conference USA	4-4-0	1-1-0 (def. Louisville 2-0; lost UAB 4-0)
2000	Conference USA	3-5-0	N/A
2001	Conference USA	7-3-0	0-1-0 (lost Marquette 2-1)
2002	Conference USA	6-4-0	0-1-0 (lost Cincinnati 3-2 OT)
2003	Conference USA	4-3-2	0-1-0 (lost Charlotte 2-1)
2004	Conference USA	5-3-1	0-1-0 (lost Saint Louis 2-0)
2005	BIG EAST	9-2-0 (BIG EAST Champ)	1-1-1 (def. West Virginia 4-1; tied Providence 0-0 - 3-2 PKs; lost Connecticut 1-0)
2006	BIG EAST	4-3-4	1-1-0 (def. Seton Hall 5-1; lost West Virginia 1-0)
2007	BIG EAST	6-4-1	1-1-0 (def. Georgetown 4-0; lost No. 1 Connecticut 2-0)
2008	BIG EAST	7-3-1	3-0-0 (BIG EAST Champion - def. Georgetown 2-1; def. Notre Dame 2-1; def. No. 3 St. John's 1-0 OT)
2009	BIG EAST	6-3-2	1-1-0 (def. Marquette 2-1; lost Notre Dame 2-2 penalty kicks)
2010	BIG EAST	4-3-2	0-1-0 (lost West Virginia 2-1)
2011	BIG EAST	7-1-2 (Red Div. Champ)	0-1-0 (lost Villanova 1-0)
2012	BIG EAST	2-3-3	N/A
2013	The American	2-2-4	2-0-1 (AAC Champion - def. Temple 1-0; def. Rutgers 2-1; tied UConn / Advanced 6-5 on penalty kicks)
2014	The American	4-3-1	1-0-2 (def. Memphis 4-2; def. UConn 2-0 on penalty kicks; lost to Tulsa 6-5 on penalty kicks)
2015	The American	5-1-2	1-1-0 (def. Memphis 1-0; lost UConn 2-1)
2016	The American	6-1-0	1-0-1 (def. UCF 2-1 2OT; lost to Tulsa 4-2 on penalty kicks)
2017	The American	3-2-2	N/A
2018	The American	4-1-2	0-1-0 (lost Memphis 3-1)

* League champion was determined by postseason tournament.

BOLD represents Conference Tournament Titles

All-Time Individual

YEAR-BY-YEAR CONFERENCE AWARDS

Conference Awards

Sun Belt Conference (1976-90)

All-Conference

1977

Ralph Baker
 Fran Lemmons
 Declan O'Donoghue
 Harry Jean-Charles

1978

Kyle White
 Shay Smith
 Declan O'Donoghue

1979

Ralph Baker
 Paul Ritter
 Kyle White
 Jesper Pederson

1980

Dan Peterson
 Kyle White
 Mike Metzner
 Nigel Armorer-Clarke
 Bob Bauman

1981

Hisham Ramzi
 Jim Peterson
 Kyle White
 Jay White
 Nigel Armorer-Clarke

1982

Roy Wegerle
 Johann Westerhorstmann
 Ranier Kuhn
 Garnett Craig
 Nigel Armorer-Clarke Honorable Mention
 Jay White Honorable Mention
 Tommy Bye Honorable Mention
 Brian Davidson Honorable Mention

1983

Kelvin Jones
 Roy Wegerle

1984

Aris Bogdaneris
 Johann Westerhorstmann
 Ray Perlee
 Kelvin Jones
 Alan Anderson
 Matt Westerhorstmann Honorable Mention

1985

Aris Bogdaneris First Team
 David Dodge First Team
 Raymond Perlee First Team
 Lenny Armuth Second Team
 Donal McDonough Second Team

1986

Aris Bogdaneris
 Raymond Perlee
 Alan Anderson
 Mark Shepherd Honorable Mention

1987

Alan Anderson First Team
 Giles Hooper First Team
 Michael Bates Second Team
 R.C. Campagnolo Second Team

1988

Michael Bates First Team
 John King Second Team
 Rich Biondi Second Team
 Giles Hooper Second Team
 Craig Fossett Second Team
 Mike Coons Second Team

1989

Mark Chung First Team
 R.C. Campagnolo First Team
 Tim Geltz Second Team

1990

Mark Chung First Team
 R.C. Campagnolo First Team
 Bobby Wetzork Second Team

Coach of the Year

Dan Holcomb 1976, 1980

Metro Conference (1991-94)

All-Conference

1991

Tim Geltz
 Ed Carmean

1992

Mike Borgard
 Mark Chung
 Andy Restrepo
 Jeff Gopsill
 Oystein Drillestad

1993

Mike Borgard
 Oystein Drillestad

1994

Mike Borgard
 Oystein Drillestad
 Jeff Cunningham
 Mike Mekelburg
 Harold Ooft

Offensive Player of the Year

1991

Tim Geltz (co-player)

1992

Mark Chung

Player of the Week

1992

Mark Chung Sept. 20, Sept. 27
 Jeff Gopsill Oct. 4, Nov. 8
 Matt Borgard Oct. 25
 Andy Restrepo Nov. 1

1994

Matt Borgard Sept. 26

Scholar Athlete of the Year

1993

Oystein Drillestad

Rookie of the Year

1994

Jeff Cunningham

Conference USA (1995-2004)

All-Conference

1995

Jeff Cunningham	Forward	First Team
Mike Mekelburg	Midfielder	Second Team
Todd Denault	Defender	Honorable Mention
Thomas Holmen	Forward	Honorable Mention
Trip Ellis		Honorable Mention

1996

Jeff Cunningham	Forward	First Team
Todd Denault	Defender	First Team
Mike Mekelburg	Midfielder	First Team
Thomas Holmen	Forward	Second Team

1997

Jeff Cunningham	Forward	First Team
Brian Waltrip	Midfielder	First Team
Jeff Houser	Forward	Second Team
Darick Metrius	Midfielder	Second Team
Tony Carpenter	Midfielder	Third Team

2019 USF MEN'S SOCCER II HISTORY & RECORDS

YEAR-BY-YEAR CONFERENCE AWARDS CONT.

1998

Brian Alvero	Midfielder	First Team
Kevin Alvero	Forward	First Team
Jeff Houser	Midfielder	First Team
Brian Waltrip	Forward	First Team
Wes Elias	Defender	Second Team
Thor-Arne Loveland	Defender	Third Team
Skip Miller	Goalkeeper	Third Team

1999

Brian Alvero	Defender	First Team
Kevin Alvero	Forward	First Team
Matt Cavanaugh	Midfielder	Second Team
Brian Waltrip	Midfielder	Third Team

2000

Greg Krauss	Forward	Second Team
-------------	---------	-------------

2001

Jason Cudjoe	Forward	First Team
Jeff Thwaites	Midfielder	First Team
Jared Vock	Defender	Second Team
Gabriel Salgado	Midfielder	Third Team
Troy Perkins	Goalkeeper	Third Team

2002

Jeff Thwaites	Midfielder	First Team
Hunter West	Forward	First Team
Jared Vock	Defender	Second Team
Troy Perkins	Goalkeeper	Second Team

2003

Keeron Benito	Midfielder	Third Team
Hunter West	Forward	Third Team

2004

Kareem Smith	Defender	First Team
Keeron Benito	Midfielder	Second Team
Simon Schoendorf	Midfielder	Second Team
Dane Brenner	Goalkeeper	Second Team
Rodrigo Hidalgo	Forward	Third Team
Hunter West	Forward	Third Team

All-Freshman

1995

Tony Carpenter
Thomas Holmen

1996

Brian Waltrip

1999

Casey Stump

2001

Brandon Streicher
Jared Vock

2002

Hunter West

2003

Keeron Benito
Kareem Smith

2004

Rodrigo Hidalgo
Christian Jimenez
Simon Schoendorf

Freshman of the Year

2002

Hunter West

2004

Rodrigo Hidalgo
Simon Schoendorf

Player of the Year

1996

Mike Mekelburg

1997

Jeff Cunningham

1998

Brian Waltrip

Coach of the Year

1998

John Hackworth

Player of the Week

1995

Mike Mekelburg	Oct. 16
----------------	---------

1996

Mike Mekelburg	Sept. 3, Sept. 9
Jeff Cunningham	Oct. 7

1997

Jeff Cunningham	Offense	Sept. 8
Brian Waltrip	Offense	Oct. 6, Oct. 20

1998

Kevin Alvero	Offense	Oct. 5, Oct. 19
Skip Miller	Defense	Oct. 19, Oct. 26

1999

Bubby Leasure	Defense	Oct. 31
---------------	---------	---------

2000

Greg Krauss	Offense	Oct. 2, Oct. 30
-------------	---------	-----------------

2001

Jason Cudjoe	Offense	Sept. 10
Gabriel Salgado	Offense	Oct. 29
Jeff Thwaites	Offense	Oct. 29
Troy Perkins	Defense	Sept. 4

2002

Hunter West	Offense	Sept. 23
Troy Perkins	Defense	Oct. 21, Nov. 11

2003

Dane Brenner	Defense	Sept. 13, Sept. 20
Kareem Smith	Defense	Sept. 27, Oct. 11
Brandon Streicher	Defense	Nov. 8
Hunter West	Offense	Sept. 20

Sport Academic Award	2001-02 Academic Year Team
	2003-04 Academic Year Team

C-USA Player of the Decade

1994-97

Jeff Cunningham

BIG EAST (2005-2012)

All-Conference

2005

Rodrigo Hidalgo	First Team
Jordan Seabrook	Second Team
Yohance Marshall	Third Team

2006

Kareem Smith	Second Team
Rodrigo Hidalgo	Third Team
Kevon Neaves	Third Team
Jordan Seabrook	Third Team

2007

Kevon Neaves	First Team
Yohance Marshall	Second Team
Simon Schoendorf	Second Team
Jordan Seabrook	Second Team
Bernardo Anor	Third Team

2008

Kevon Neaves	First Team
Yohance Marshall	First Team
Zak Boggs	Third Team
Jordan Seabrook	Third Team
Jeff Attinella	Honorable Mention

2009

Jeff Attinella	First Team
Bernardo Anor	Second Team
Javed Mohammed	Second Team
Francisco Aristeguieta	Third Team
Zak Boggs	Third Team
Hassani Sinclair	Rookie

2019 USF MEN'S SOCCER || HISTORY & RECORDS

YEAR-BY-YEAR CONFERENCE AWARDS CONT.

2010

Bernardo Anor	Second Team
Javed Mohammed	Second Team
Jeff Attinella	Third Team
Leston Paul	Third Team
Hassani Sinclair	Third Team
Leston Paul	Rookie

2011

Dom Dwyer	First Team
Brenton Griffiths	Third Team
Leston Paul	Third Team
Aubrey Perry	Third Team
Wesley Charpie	Rookie

Offensive Player of the Year

Dom Dwyer	2011
-----------	------

Goalkeeper of the Year

Jeff Attinella	2009
----------------	------

Player of the Week

2005

Dane Brenner	Goalkeeper	Sept. 26, Oct. 17
Rodrigo Hidalgo	Offensive	Oct. 31
Yohance Marshall	Defensive	Oct. 17
Jordan Seabrook	Rookie	Sept. 5, Oct. 3, Oct. 31
Simon Schoendorf	Offensive	Oct. 17

2006

Kareem Smith	Defensive	Sept. 4
Dane Brenner	Goalkeeper	Sept. 11
Kevon Neaves	Offensive	Oct. 16

2008

Yohance Marshall	Defensive	Sept. 29, Oct. 27
Sebastien Thuriere	Rookie	Oct. 27

2009

Jeff Attinella	Goalkeeper	Sept. 13, Oct. 4, Oct. 25
----------------	------------	---------------------------

2010

Bernardo Anor	Offensive	Sept. 20
Javed Mohammed	Defensive	Oct. 4
Jeff Attinella	Goalkeeper	Sept. 13, Oct. 11, Oct. 18

2011

Dom Dwyer	Offensive	Oct. 10, Oct. 17, Nov. 1
Brenton Griffiths	Defensive	Oct. 24
Chris Blais	Goalkeeper	Aug. 29

American Athletic Conference (2013-Pres.)

All-Conference

2013

Ben Sweat	First Team
Lindo Mfeka	Second Team
Samuel Hosseini	Second Team
Lindo Mfeka	Rookie Team

2014

Lucas Baldin	First Team
Lindo Mfeka	First Team
Wesley Charpie	First Team
Spasoje Stefanovic	First Team
Edwin Moalosi	Second Team
Eduardo Maceira	Rookie Team

2015

Nazeem Bartman	First Team
Brendan Hines-Ike	First Team
Lindo Mfeka	First Team
Marcus Epps	Second Team
Spasoje Stefanovic	Second Team
Prosper Figbe	Rookie Team

2016

Nazeem Bartman	First Team
Prosper Figbe	First Team
Lindo Mfeka	First Team
Spasoje Stefanovic	First Team
Melvin Becket	Second Team

2017

Adrian Billhardt	First Team, Rookie Team
Ricardo Gomez	First Team
Josue Monge	Rookie Team

2018

Tomasz Skublak	First Team
Avionne Flanagan	Second Team
Alex Zis	Second Team
Henrique Gallina	Rookie Team

Freshman of the Year

Adrian Billhardt	2014
------------------	------

Goalkeeper of the Year

Spasoje Stefanovic	2014, 2016
--------------------	------------

Defensive Player of the Year

Prosper Figbe	2016
---------------	------

Player of the Week

2013

Brentton Muhammad	Goalkeeper	Nov. 4
Nikola Paunic	Defensive	Sept. 9, Nov. 4
Lindo Mfeka	Rookie	Oct. 14

2014

Spasoje Stefanovic	Goalkeeper	Sept. 8, Sept. 29, Oct. 20
Lucas Baldin	Offensive	Sept. 8
Tyler Blackwood	Offensive	Oct. 6
Lindo Mfeka	Offensive	Oct. 13
Marcus Epps	Offensive	Oct. 20
Wesley Charpie	Defensive	Sept. 29
Nikola Paunic	Defensive	Oct. 6
Eduardo Maceira	Rookie	Oct. 27

2015

Brendan Hines-Ike	Defensive	Sept. 14, Oct. 12
Spasoje Stefanovic	Goalkeeper	Sept. 21, Sept. 28
Nazeem Bartman	Offensive	Oct. 12

2016

Stephen Rudderham	Rookie	Sept. 12
Prosper Figbe	Defensive	Aug. 29, Sept. 19, Oct. 10, Oct. 17
Spasoje Stefanovic	Goalkeeper	Oct. 24
Liam McNally	Defensive	Oct. 31
Luis Garza	Rookie	Nov. 7

2017

Christian Knight	Goalkeeper	Oct. 30
Ricardo Gomez	Offensive	Oct. 9
Adrian Billhardt	Rookie	Sept. 4

2018

Devenish-Meares	Goalkeeper	Sept. 3, Oct. 8
Tomasz Skublak	Offensive	Sept. 10, Oct. 15
Emilio Ycaza	Rookie	Nov. 5



BEN SWEAT
FIRST ROUND PICK BY
COLUMBUS CREW [2014]

2015 USF MEN'S SOCCER II HISTORY & RECORDS

ALL-AMERICAN / ALL-REGION PERFORMERS

USF All-Americans

NCAA All-Americans

Fergus Hopper	Honorable Mention	1974
	Second Team	1975
	Honorable Mention	1976
Nigel Armorer-Clarke	Honorable Mention	1980
Roy Wegerle	First Team	1982
	First Team	1983
Mike Mekelburg	First Team	1996
Jeff Cunningham	Third Team	1996
	Third Team	1997
Yohance Marshall	Third Team	2008
Jeff Attinella	First Team	2009
Dom Dwyer	Second Team	2011
Nazeem Bartman	Third Team	2015

NCAA All-Americans

Sandor Hites	First Team - F	1967
Roy Wegerle	First Team - F	1982
	First Team - F	1983
Mike Mekelburg	First Team - MF	1996
Jeff Attinella	First Team - GK	2009

Freshman All-Americans

Hunter West	First Team	2002
Simon Schoendorf	First Team	2004
Jordan Seabrook	Second Team	2005

USC Scholar All-Americans

Tomasz Skublak	Second Team	2018
----------------	-------------	------



FERGUS HOPPER
FIRST ALL-AMERICAN
IN PROGRAM HISTORY &
ONLY 3-TIME ALL-AMERICAN
AT USF (1974-76)

NSCAA All-Region Selections

1980

Nigel Armorer-Clarke	First Team
Kyle White	Second Team

1982

Roy Wegerle	First Team
-------------	------------

1984

Aris Bogdaneris
Alan Anderson

1989

Giles Hooper

1990

R.C. Campagnolo	First Team
Mark Chung	Second Team

1991

Tim Geltz	First Team
-----------	------------

1995

Jeff Cunningham	Third Team
-----------------	------------

1996

Mike Mekelburg	First Team
Todd Deneault	Third Team

1997

Jeff Cunningham	First Team
-----------------	------------

1998

Brian Waltrip	Second Team
---------------	-------------

2000

Greg Krauss	Third Team
-------------	------------

2001

Jason Cudjoe	Second Team
Troy Perkins	Second Team
Jeff Thwaites	Third Team

2002

Troy Perkins	Third Team
Jeff Thwaites	Third Team
Hunter West	Third Team

2004

Simon Schoendorf	Second Team
Kareem Smith	Second Team

2005

Rodrigo Hildago	Second Team
Jordan Seabrook	Third Team

2007

Kevon Neaves	First Team
Simon Schoendorf	First Team
Yohance Marshall	Second Team

2008

Yohance Marshall	First Team
Kevon Neaves	First Team
Jeff Attinella	Second Team
Jordan Seabrook	Second Team

2009

Jeff Attinella	First Team
Zak Boggs	First Team
Francisco Aristeguieta	Third Team

2011

Dom Dwyer	First Team
Chris Blais	Third Team
Leston Paul	Third Team

2014

Lucas Baldin	First Team
Wesley Charpie	First Team
Lindo Mfeka	Third Team
Edwin Moalosi	Third Team

2015

Brendan Hines-Ike	First Team
Lindo Mfeka	Second Team
George Kiefer	Coach

2018

Tomasz Skublak	Third Team
----------------	------------

USC Scholar All-Region Selections

2018

Tomasz Skublak	First Team
----------------	------------

2019 USF MEN'S SOCCER || HISTORY & RECORDS

YEAR-BY-YEAR RESULTS

1965

Record: 6-4-0

Head Coach: Dan Holcomb

Sept. 25	Florida Southern	W, 4-3
Oct. 2	at Saint Leo	W, 4-3
Oct. 9	at Jacksonville	L, 4-1
Oct. 16	Stetson	W, 3-1
Oct. 23	Jacksonville	W, 2-1
Oct. 30	Florida	L, 3-0
Nov. 6	at Rollins College	L, 6-4
Nov. 13	at Florida	L, 4-1
Nov. 20	at Stetson	W, 2-0
Dec. 4	Rollins College	W, 2-1

1966

Record: 10-0-1

Head Coach: Dan Holcomb

Sept. 24	Stetson	W, 4-1
Oct. 1	Saint Leo	W, 13-1
Oct. 8	at Jacksonville	W, 2-0
Oct. 15	at Florida Southern	W, 4-1
Oct. 22	Florida	W, 4-1
Oct. 29	Miami	W, 3-1
Nov. 5	Florida State	W, 4-0
Nov. 12	at Florida	T, 2-2
Nov. 19	at Rollins College	W, 5-1
Nov. 26	at Stetson	W, 4-2
Dec. 3	Jacksonville	W, 7-1

1967

Record: 10-2-0

Head Coach: Dan Holcomb

Sept. 30	at Saint Louis	L, 1-0
Oct. 5	Saint Leo	W, 7-2
Oct. 7	at Florida Southern	W, 2-0
Oct. 14	Florida State	W, 9-0
Oct. 21	Miami	W, 4-2
N.C. State Tournament (Raleigh, N.C.)		
Oct. 24	vs. North Carolina	W, 3-1
Oct. 26	vs. Duke	W, 3-2
Nov. 3	Florida	W, 7-1
Nov. 4	Stetson	W, 3-0
Nov. 11	Saint Louis	W, 1-0
Nov. 18	Rollins College	W, 10-1
Nov. 25	at Florida	L, 2-1

1968

Record: 6-2-1

Head Coach: Dan Holcomb

Sept. 27	Florida Presbyterian	W, 5-1
Sept. 28	at Miami	T, 1-1 (OT)
Oct. 5	at Saint Louis	L, 3-1
Oct. 11	Florida Southern	W, 6-1
Oct. 18	at Quincy	L, 4-1
Nov. 9	Miami	W, 4-1
Nov. 15	Embry Riddle	W, 5-2
Nov. 16	at Florida	W, 5-0
Nov. 23	Saint Leo	W, 4-0

1969

NCAA Tournament (Sweet 16)

Record: 8-2-0

Head Coach: Dan Holcomb

Sept. 27	at Saint Leo	W, 9-0
Oct. 4	Georgia	W, 8-0
Oct. 11	at N.C. State	W, 10-0
Oct. 18	at West Virginia	W, 4-1
Oct. 24	at Randolph-Macon	W, 4-2
Oct. 25	at William & Mary	W, 7-0
Nov. 1	Miami	W, 4-1
Nov. 8	Saint Louis	L, 3-1
NCAA Tournament		
Nov. 16	at Navy	W, 1-0
Nov. 22	at Maryland	L, 4-1

1970

NCAA Tournament (First Round)

Record: 7-3-1

Head Coach: Dan Holcomb

Sept. 26	West Virginia	W, 6-3
Oct. 3	at Miami	W, 5-1
Oct. 9	Georgia State	W, 12-0
Oct. 10	Georgia Tech	W, 11-1
Oct. 16	at Air Force	L, 2-1
Oct. 17	at Denver	W, 2-0
Oct. 24	at Saint Louis	L, 5-1
Oct. 25	at SIU-Edwardsville	L, 6-0
Oct. 31	Saint Leo	W, 9-0
Nov. 6	Florida Presbyterian	W, 8-0
NCAA Tournament		
Nov. 16	at Navy	T, 0-0 (2OT) Navy Advances on PKs

1971

NCAA Tournament (First Round)

Record: 7-3-0

Head Coach: Dan Holcomb

Sept. 11	at Principia	W
Sept. 22	at Saint Leo	W, 5-1
Oct. 1	at Rollins College	W, 4-0
Oct. 12	Jacksonville	W, 9-2
Oct. 16	Miami	W, 5-0
Oct. 23	Saint Louis	L, 4-1
Oct. 29	Air Force	W, 2-1
Nov. 5	at North Carolina	W, 4-1
Nov. 13	at SIU-Edwardsville	L, 3-1
NCAA Tournament		
Nov. 23	at Navy	L, 3-1

1972

Record: 9-4-2

Head Coach: Dan Holcomb

Sept. 14	Maryland-Baltimore	W, 5-2
Oct. 1	Clemson	T, 1-1 (OT)
Oct. 4	Rollins College	W, 1-0
Oct. 9	at Jacksonville	W, 4-2
Oct. 13	at West Virginia	L, 1-0
Oct. 14	vs. Ohio	L, 4-1
Oct. 17	Saint Leo	W, 6-1
Oct. 21	Stetson	W, 5-0
Oct. 23	Warren Wilson	W, 5-2
Oct. 28	at Saint Louis	L, 1-0 (OT)
Oct. 31	Miami	W, 4-1
Nov. 5	Tampa	W, 9-2
Nov. 11	Howard	T, 2-2 (OT)
Nov. 19	James Madison	W, 2-1 (OT)
Nov. 21	Maryland-Baltimore	L, 1-0

1973

NCAA Tournament (Sweet 16)

Record: 10-3-0

Head Coach: Dan Holcomb

Sept. 13	at Blackburn	W, 3-1
Oct. 3	at Denver	W, 7-0
Oct. 4	at Colorado College	W, 3-0
Oct. 6	at Air Force	W, 5-2
Oct. 9	at Saint Leo	W, 5-1
Oct. 13	Jacksonville	W, 4-0
Oct. 20	at Miami	W, 7-0
Oct. 27	Saint Louis	L, 2-1
Oct. 20	Tampa	W, 6-0
Nov. 4	at Clemson	L, 2-0
Nov. 6	at Rollins College	W, 3-0
NCAA Tournament		
Nov. 18	at West Virginia	W, 3-1
Dec. 2	at Clemson	L, 1-0 (4OT)

1974

Record: 6-6-2

Head Coach: Dan Holcomb

Clemson	L, 2-1
Clemson Invitational (Clemson, S.C.)	
vs. Howard	L, 3-0
vs. West Virginia	T, 2-2 (OT)
at Jacksonville	W, 1-0
Federal City	L, 1-0
Miami	W, 4-1
Rollins College	L, 2-1
at FIU	T, 2-2 (OT)
at Quincy	W, 2-1
at Blackburn	W, 2-0
at Saint Louis	L, 1-0
Stetson	W, 3-0
Florida Tech	W, 2-1
at EckerdCollege	L, 2-1

2019 USF MEN'S SOCCER II HISTORY & RECORDS

YEAR-BY-YEAR RESULTS CONT.

1975

NCAA Tournament
Record: 9-3-1
Head Coach: Dan Holcomb

at Blackburn	W, 3-1
Jacksonville	W, 7-0
Stetson Classic (DeLand, Fla.)	
vs. Alabama-Huntsville	W, 2-0
at Stetson	W, 4-1
at Florida Tech	W, 4-1
vs. Quincy	L, 3-1
West Virginia	W, 5-0
at Rollins College	W, 2-1
Air Force	W, 2-0
Saint Louis	T, 0-0 (OT)
at Miami	L, 3-2
at FIU	W, 3-1
NCAA Tournament	
at Clemson	L, 3-0

1976

Sun Belt Champions
Record: 11-6-1
Head Coach: Dan Holcomb

at Harris-Stowe College	W, 4-2
at Blackburn	L, 1-0
Flagler College	W, 5-0
Georgia State	W, 6-1
Illinois-Chicago	W, 2-0
at Jacksonville	W, 6-0
Florida Tech	T, 1-1 (OT)
Rollins College	L, 2-1
at Denver	W, 2-0
at Colorado College	L, 1-0
at Air Force	W, 1-0
at Saint Louis	L, 2-0
at Quincy	L, 4-1
FIU	W, 2-1
Miami	W, 5-2
East Stroudsburg	L, 1-0
Sun Belt Conference Tournament	
(Jacksonville, Fla.)	
vs. South Alabama	W, 9-1
vs. Georgia State	W, 6-1

1977

Sun Belt Champions
Record: 10-5-0
Head Coach: Dan Holcomb

at Blackburn	W, 4-1
at Harris-Stowe College	W, 2-1
at Miami	W, 2-0
at FIU	L, 2-0
Clemson Invitational (Clemson, S.C.)	
vs. Davis & Elkins	L, 3-1
vs. James Madison	W, 1-0
Jacksonville	L, 3-2
at Rollins College	L, 2-1
at Tampa	W, 3-0
Florida Tech	W, 3-1
Saint Louis	L, 2-1
Eckerd College	W, 7-0
East Stroudsburg	W, 2-0
Sun Belt Conference Tournament	
(Tampa, Fla.)	
Charlotte	W, 10-0
Jacksonville	W, 4-3
Nov. 18	
Nov. 19	

1978

Record: 7-7-1
Head Coach: Dan Holcomb

Sept. 22	Florida Southern	W, 10-0
	at Florida Tech	W, 3-1
	Rollins College	L, 2-0
Oct. 3		
	Clemson Invitational (Clemson, S.C.)	
Oct. 6	vs. Cleveland State	L, 2-0
Oct. 8	vs. Quincy	L, 1-0
Oct. 11	Stetson	W, 3-0
Oct. 15	at Pfeiffer	W, 5-0
Oct. 17	High Point	W, 4-0
Oct. 19	Alabama A&M	T, 0-0 (OT)
Oct. 21	at Jacksonville	L, 3-1
Oct. 24	Tampa	W, 2-1
Oct. 31	at Saint Louis	L, 2-1
	Sun Belt Conference Tournament	
	(Jacksonville, Fla.)	
Nov. 3	vs. Georgia State	L, 2-1
Nov. 4	vs. Charlotte	W, 3-1
Nov. 8	at Eckerd	L, 1-0

1979

Sun Belt Champions
Record: 12-6-0
Head Coach: Dan Holcomb

Sept. 17	Charleston Southern	W, 5-0
Sept. 20	at Florida Southern	W, 4-0
Sept. 23	Eckerd College	W, 3-2
Sept. 26	UCF	W, 2-1
Sept. 29	Jacksonville	L, 2-1
Oct. 3	at Tampa	L, 3-2
Oct. 6	at Rollins College	L, 2-0
Oct. 10	FIU	W, 2-1
Oct. 13	West Virginia	W, 4-0
Oct. 18	Western Illinois	W, 2-1
Oct. 20	Alabama A&M	L, 6-1
Oct. 27	Saint Louis	L, 4-2
	Sun Belt Conference Tournament	
	(Atlanta, Ga.)	
Nov. 2	vs. South Alabama	W, 11-0
Nov. 3	vs. Jacksonville	W, 1-0
Nov. 4	vs. Charlotte	W, 3-2
Nov. 5	at Erskine College	W, 4-0
Nov. 7	at Clemson	L, 3-0
Nov. 10	Florida Tech	W, 12-0

1980

Sun Belt Champions
Record: 14-1-1
Head Coach: Dan Holcomb

Sept. 23	Florida Southern	W, 12-0
Sept. 28	Miami	W, 10-0
Oct. 1	FIU	W, 1-0
Oct. 4	at UCF	T, 1-1 (OT)
Oct. 8	Rollins College	W, 3-0
Oct. 11	at Jacksonville	W, 5-1
Oct. 17	at Saint Louis	L, 2-1
Oct. 19	at Harris-Stowe College	W, 4-1
Oct. 25	Clemson	W, 2-1 (OT)
Oct. 30	Tampa	W, 3-1
Nov. 3	at Wofford	W, 4-1
Nov. 5	at Winthrop	W, 3-1
	Sun Belt Conference Tournament	
	(Charlotte, N.C.)	
Nov. 8	vs. VCU	W, 3-1
Nov. 9	vs. Georgia State	W, 2-1
Nov. 12	at Eckerd College	W, 5-0
Nov. 15	FIT-Jensen Beach	W, 13-2

2019 USF MEN'S SOCCER || HISTORY & RECORDS

YEAR-BY-YEAR RESULTS

1981

Sun Belt Champions

Record: 12-2-1

Head Coach: Dan Holcomb

Sept. 23	UCF	W, 3-0
Sept. 25	at Miami	W, 5-1
Sept. 26	at FIU	W, 3-2
Oct. 3	Eckerd College	W, 3-2
Oct. 7	at Rollins College	W, 5-2
Oct. 10	at Florida Southern	W, 2-1
Clemson Invitational (Clemson, S.C.)		
Oct. 16	at Clemson	L, 2-0
Oct. 17	vs. Appalachian State	W, 2-1
Oct. 21	Jacksonville	W, 4-1
Oct. 24	Saint Louis	L, 2-1
Oct. 26	Spring Arbor	W, 4-0
Oct. 29	Wofford	W, 2-1
Oct. 31	at Tampa	T, 2-2 (OT)
Sun Belt Conference Tournament (Tampa, Fla.)		
Nov. 7	Jacksonville	W, 3-0
Nov. 8	South Alabama	W, 2-1

1982

NCAA Tournament (First Round)

Sun Belt Champions

Record: 13-3-3

Head Coach: Dan Holcomb

C.W. Post	W, 6-2
Flagler College	W, 4-2
FIU	W, 4-3
Florida Southern	W, 6-0
at Jacksonville	W, 2-0
at Eckerd College	W, 6-1
Miami	W, 6-1
Rollins College	W, 5-1
Alabama A&M	L, 3-0
at UCF	T, 1-1 (OT)
McDonald's Soccer Classic (Tampa, Fla.)	
North Carolina	W, 2-1 (OT)
William & Mary	T, 1-1 (OT)
Clemson	T, 2-2 (OT)
Tampa	L, 1-0
East Carolina	W, 3-1
Sun Belt Conference Tournament (Tampa, Fla.)	
South Alabama	W, 5-0
Jacksonville	W, 2-0
Old Dominion	W, 2-1
NCAA Tournament	
at Duke	L, 2-1

1983

Record: 15-4-1

Head Coach: Dan Holcomb

Sept. 8	FAU	W, 10-1
Sept. 10	Florida Southern	W, 10-0
Sept. 14	UCF	W, 2-1 (OT)
Sept. 18	Northeast Louisiana	W, 3-1
Sept. 21	Eckerd College	W, 11-1
South Carolina Invitational (Columbia, S.C.)		
Sept. 24	at South Carolina	W, 3-1
Sept. 25	vs. Charlotte	W, 8-0
Sept. 28	Jacksonville	W, 12-0
Oct. 2	Boston College	W, 5-1
Oct. 5	Flagler College	W, 5-2
McDonald's Soccer Classic (Tampa, Fla.)		
Oct. 8	Alabama A&M	L, 5-3
Oct. 9	Cleveland State	W, 3-2
Clemson Invitational (Clemson, S.C.)		
Oct. 14	vs. NC State	W, 2-0
Oct. 16	at Clemson	L, 1-0
Oct. 21	West Virginia	L, 2-1
Oct. 25	at Rollins College	W, 3-2
Oct. 28	at Tampa	L, 2-0
Sun Belt Conference Tournament (Norfolk, Va.)		
Nov. 4	vs. UAB	W, 8-1
Nov. 5	vs. Charlotte	T, 2-2 (Lost PKs)
Nov. 10	Saint Louis	W, 1-0

1984

Record: 13-6-2

Head Coach: Dan Holcomb

Sept. 6	at UCF	T, 0-0 (OT)
Duke Metro Classic (Durham, N.C.)		
Sept. 15	vs. UCLA	L, 3-2 (OT)
Sept. 16	vs. SIU-Edwardsville	W, 3-1
Bulls Soccer Classic (Tampa, Fla.)		
Sept. 21	Eastern Michigan	W, 2-1
Sept. 22	Evansville	L, 2-1
Sept. 26	at Jacksonville	W, 1-0 (OT)
Sept. 29	South Carolina	W, 4-1 (OT)
Oct. 1	Georgia State	W, 4-0
McDonald's Soccer Classic (Tampa, Fla.)		
	Mercer	W, 6-0
	Alabama A&M	L, 1-0
Oct. 10	Western Carolina	W, 10-0
Oct. 12	North Carolina	T, 1-1 (OT)
Oct. 16	Western Michigan	W, 3-1
Oct. 19	Memphis State	W, 2-0
Oct. 24	Stetson	W, 8-0
Oct. 27	Tampa	L, 2-1 (OT)
Sun Belt Conference Tournament (Mobile, Ala.)		
Nov. 1	vs. Western Kentucky	W, 9-1
Nov. 2	at South Alabama	W, 8-1
Nov. 3	vs. Old Dominion	L, 2-1
Tampa Invitational (Tampa, Fla.)		
Nov. 9	vs. Penn State	L, 2-1
Nov. 11	vs. Indiana	W, 3-1

1985

Sun Belt Champions

Record: 12-6-2

Head Coach: Dan Holcomb

Sept. 7	Loyola (Md.)	W, 3-2
Duke Metro Classic (Durham, N.C.)		
Sept. 13	at Duke	L, 2-0
Sept. 15	vs. NC State	L, 1-0
Bulls Soccer Classic (Tampa, Fla.)		
Sept. 20	Eastern Michigan	W, 5-0
Sept. 21	Evansville	T, 0-0 (OT)
Sept. 24	Jacksonville	W, 2-0
Sept. 27	Northeast Louisiana	W, 8-1
McDonald's Soccer Classic (Tampa, Fla.)		
Oct. 4	Rutgers	W, 3-2
Oct. 5	Virginia	L, 3-2
Oct. 9	Flagler College	L, 2-1
Oct. 13	Rollins College	W, 5-0
Oct. 15	UCF	W, 3-2
Oct. 20	Penn	L, 2-0
Oct. 22	Notre Dame	W, 3-0
USF Soccer Challenge (Tampa, Fla.)		
Oct. 25	West Virginia	W, 4-0
Oct. 26	Wisconsin-Milwaukee	L, 2-0
Nov. 2	at Tampa	W, 5-2
Sun Belt Conference Tournament (Norfolk, Va.)		
Nov. 7	vs. Jacksonville	W, 3-0
Nov. 8	vs. Charlotte	W, 2-1
Nov. 9	at Old Dominion	T, 2-2 (Won PKs)

1986

Sun Belt Champions

Record: 9-8-2

Head Coach: Dan Holcomb

Sept. 3	Eckerd College	W, 5-0
Sept. 6	Flagler College	W, 4-1
Sept. 10	at Rollins College	L, 3-1
Sept. 12	Houston Baptist	W, 5-1
Campbell Invitational (Blues Creek, S.C.)		
Sept. 19	vs. UNC-Wilmington	W, 2-0
Sept. 20	at Campbell	L, 3-0
Sept. 26	Northern Illinois	W, 1-0
Sept. 29	Boca Raton (Lynn)	L, 3-0
McDonald's Soccer Classic (Tampa, Fla.)		
Oct. 3	vs. American	L, 6-3
Oct. 4	Penn State	T, 3-3 (OT)
Oct. 7	Stetson	L, 1-0
Oct. 10	FIU	L, 3-2
Oct. 19	Fordham	W, 3-2
Oct. 24	at Boston University	L, 1-0
Oct. 26	at George Washington	L, 4-2
Nov. 1	Tampa	W, 4-1
Sun Belt Conference Tournament (Tampa, Fla.)		
Nov. 7	Jacksonville	W, 1-0
Nov. 8	Old Dominion	T, 2-2 (Won PKs)
Nov. 9	Western Kentucky	W, 2-1

2019 USF MEN'S SOCCER || HISTORY & RECORDS

YEAR-BY-YEAR RESULTS

1987

Record: 8-8-2

Head Coach: Jay Miller

Tar Heel Classic (Chapel Hill, N.C.)		
Sept. 4	at North Carolina	L, 3-0
Sept. 6	vs. George Mason	L, 1-0
Sept. 9	Boca Raton (Lynn)	L, 2-0
Sept. 18	South Alabama	L, 1-0
Sept. 26	at Jacksonville	T, 0-0 (OT)
Sept. 29	Flagler College	W, 3-1 (OT)
Oct. 6	at Stetson	W, 2-1
Oct. 10	at FIU	T, 1-1 (OT)
Oct. 12	William & Mary	L, 4-1 (OT)
Oct. 14	Rollins College	W, 5-0
Sun Belt West Tournament (Bowling Green, Ky.)		
Oct. 18	vs. UAB	W, 3-1
Oct. 19	at Western Kentucky	W, 4-1
Oct. 21	UNC-Asheville	W, 5-1
Oct. 24	at Tampa	W, 3-2
Oct. 27	UCF	L, 1-0
Oct. 31	Florida Tech	L, 3-1
Sun Belt Conference Tournament (Norfolk, Va.)		
Nov. 6	at Old Dominion	L, 2-0
Nov. 7	vs. Jacksonville	W, 2-0

1988

Sun Belt Champions

Record: 9-7-2

Head Coach: Jay Miller

Sept. 8	at Rollins College	W, 6-2
Sept. 17	Cal State Chico	W, 3-1
Sept. 20	Stetson	L, 1-0
Sept. 24	FIU	L, 1-0
Sept. 30	at Rutgers	L, 1-0
Oct. 1	at Bowling Green	W, 4-0
Oct. 4	Jacksonville	W, 6-1
Oct. 7	at Boston University	T, 1-1 (OT)
Oct. 9	at UConn	L, 3-0
Oct. 12	at South Alabama	L, 3-1
Oct. 14	at UAB	W, 4-0
Oct. 16	at Western Kentucky	W, 4-3
Oct. 19	at UCF	L, 3-2
Oct. 23	Missouri-St. Louis	L, 2-1
Oct. 26	Florida Tech	W, 2-0
Oct. 29	Tampa	W, 5-0
Sun Belt Conference Tournament (Mobile, Ala.)		
Nov. 5	vs. Charlotte	W, 2-1
Nov. 6	vs. Old Dominion	T, 1-1 (Won PKs)

1989

Record: 9-11-0

Head Coach: Jay Miller

Sept. 1	UConn	L, 1-0
Sept. 6	UCF	W, 5-1
Sept. 13	Rollins College	W, 2-0
Gold Rush Classic (Fresno, Calif.)		
Sept. 16	at Fresno State	L, 3-2 (OT)
Sept. 17	vs. San Francisco	L, 1-0
Golden Panther Invitational (Miami, Fla.)		
Sept. 22	vs. Cal	W, 3-2
Sept. 23	vs. Seattle Pacific	W, 3-1 (OT)
Sept. 27	at Stetson	L, 2-1
Sept. 30	at FIU	L, 4-3 (OT)
Oct. 4	at Jacksonville	L, 2-1
Oct. 7	South Alabama	L, 3-1
USF Sun Classic (Tampa, Fla.)		
Oct. 14	West Virginia	W, 1-0
Oct. 15	Georgia State	W, 4-0
Oct. 19	at Western Kentucky	W, 1-0
Oct. 21	at UAB	W, 10-1
Oct. 25	USC-Spartanburg	L, 3-2
Oct. 28	at Tampa	W, 2-1
Oct. 31	Florida Tech	L, 2-0
Sun Belt Conference Tournament (Norfolk, Va.)		
Nov. 3	at Old Dominion	L, 2-0
Nov. 4	vs. Charlotte	L, 2-0

1990

Sun Belt Co-Champions
Record: 12-3-2 (5-1-1 Sun Belt)

Head Coach: Jay Miller

Sept. 5	Barry	W, 5-1
Sept. 9	Drake	W, 3-1
Sept. 12	at UCF	W, 3-1
Sept. 15	UAB*	W, 6-0
Golden Panther Invitational (Miami, Fla.)		
Sept. 21	vs. Boca Raton (Lynn)	T, 1-1 (OT)
Sept. 22	vs. Illinois State	W, 5-2
Sept. 25	Stetson	W, 5-0
USF Sun Classic (Tampa, Fla.)		
Sept. 29	Navy	W, 2-0
Sept. 30	CCSU	W, 3-2
Oct. 6	South Alabama*	L, 2-1
Oct. 10	Jacksonville*	W, 1-0
Oct. 13	FIU	L, 5-3
Oct. 19	at Old Dominion*	T, 1-1 (OT)
Oct. 21	at VCU*	W, 1-0
Oct. 26	Western Kentucky*	W, 3-1
Oct. 30	Tampa	L, 1-0
Nov. 3	Charlotte*	W, 2-1 (OT)

* Conference Game

1991

Metro Conference Champions

Record: 9-5-6

Head Coach: Jay Miller

National Soccer Hall of Fame Tournament (Oneonta, N.Y.)		
Sept. 7	at Oneonta State	L, 1-0
Sept. 8	vs. Northern Illinois	T, 1-1 (OT)
Saint Mary's Tournament (Moraga, Calif.)		
Sept. 13	at Saint Mary's	W, 3-1
Sept. 15	vs. Cal	T, 1-1 (OT)
Sept. 18	UCF	W, 2-0
USF Sun Classic (Tampa, Fla.)		
Sept. 20	Wisconsin-Green Bay	W, 3-1
Sept. 21	Seattle Pacific	W, 2-1 (OT)
Sept. 25	at Stetson	W, 4-0
Golden Panther Invitational (Miami, Fla.)		
Sept. 27	vs. Creighton	L, 3-1
Sept. 28	vs. Barry	L, 3-2
Oct. 6	South Alabama	W, 2-1
Rutgers/Met Life Tournament (Piscataway, N.J.)		
Oct. 11	at Rutgers	T, 1-1 (OT)
Oct. 13	vs. Princeton	L, 3-0
Oct. 19	at FIU	L, 2-1
Oct. 23	at Tampa	T, 2-2 (OT)
Oct. 27	VCU	T, 1-1 (OT)
Nov. 3	Fordham	W, 4-1
Metro Conference Tournament (Tampa, Fla.)		
Nov. 8	VCU	W, 2-0
Nov. 9	Charlotte	T, 0-0 (Won PKs)
Nov. 12	at Jacksonville	W, 1-0
1992		
Record: 13-3-2 (2-1-1 Metro)		
Head Coach: Jay Miller		
Sept. 5	vs. Saint Louis^	L, 2-0
Sept. 9	Stetson	W, 2-1 (OT)
Sept. 12	Tampa	L, 3-0
Sept. 18	Memphis State	W, 4-0
Sept. 23	Jacksonville	W, 3-1
Golden Panther Invitational (Miami, Fla.)		
Sept. 25	vs. American	W, 3-0
Sept. 27	vs. Loyola (Md.)	W, 4-2
Stanford Bank of American Invitational (Palo Alto, Calif.)		
Oct. 2	vs. San Francisco	W, 3-0
Oct. 4	at Stanford	W, 1-0
Oct. 9	at VCU*	T, 3-3 (OT)
Oct. 11	at Charlotte*	L, 3-0
Oct. 17	FIU	W, 1-0 (OT)
Oct. 23	Louisville*	W, 10-1
Oct. 25	Butler	T, 0-0 (OT)
Oct. 27	at UCF	W, 1-0
Oct. 30	Virginia Tech*	W, 3-0
USF Sun Classic (Tampa, Fla.)		
Nov. 1	Vermont	W, 1-0
Nov. 6	Philadelphia	W, 1-0

^ Played at FIU (Miami, Fla.)

* Conference Game

YEAR-BY-YEAR RESULTS

1993

Record: 9-6-1 (1-4-0 Metro)
Head Coach: Jay Miller

Sept. 8	at Jacksonville	W, 2-0
	Coca Cola Classic (Richmond, Va.)	
Sept. 10	vs. Campbell	W, 4-2
Sept. 11	at Richmond	W, 6-0
Sept. 18	VCU*	L, 3-0
Sept. 21	FAU	W, 3-2
	Golden Panther Invitational (Miami, Fla.)	
Sept. 24	vs. Boston University	L, 3-2
Sept. 26	vs. Butler	W, 3-2
Oct. 6	UCF	W, 1-0
Oct. 13	Charlotte*	L, 3-2 (OT)
	Met Life Classic (Columbia, S.C.)	
Oct. 16	at South Carolina*	L, 5-1
Oct. 17	vs. Davidson	W, 4-1
Oct. 19	at FIU	T, 3-3 (OT)
	USF Sun Classic (Tampa, Fla.)	
Oct. 29	Indiana	L, 3-1
Oct. 31	Georgia Southern	W, 3-0
Nov. 5	at Louisville*	W, 3-0
Nov. 7	at Virginia Tech*	L, 2-1

* Conference Game

1994

Record: 9-7-0 (3-2-0 Metro)
Head Coach: T. Logan Fleck

	Nation's Credit Cup Invitational (Lehigh, Pa.)	
Sept. 3	vs. Lehigh	W, 6-4
Sept. 4	vs. Vermont	L, 1-0 (OT)
Sept. 10	Mercer	W, 8-2
Sept. 17	at VCU*	W, 1-0
Sept. 20	Jacksonville	W, 3-1
	Golden Panther Invitational (Miami, Fla.)	
Sept. 23	vs. San Diego	W, 3-2 (OT)
Sept. 25	vs. Wake Forest	L, 3-2
Sept. 28	FAU	W, 7-2
Oct. 1	South Carolina*	L, 3-2
Oct. 8	Louisville*	W, 3-0
Oct. 15	at Charlotte*	L, 6-2
Oct. 19	at UCF	W, 3-0
Oct. 23	at College of Charleston	L, 3-2
	USF Sun Classic (Tampa, Fla.)	
Oct. 28	Kentucky	L, 2-1
Oct. 30	Georgia Southern	L, 1-0
Nov. 5	Virginia Tech*	W, 4-1

* Conference Game

1995

Record: 8-6-0 (5-3-0 C-USA)
Head Coach: T. Logan Fleck

Sept. 6	at Georgia Southern	W, 4-2
Sept. 10	at Louisville*	W, 2-0
	Golden Panther Invitational (Miami, Fla.)	
Sept. 22	vs. UNC-Greensboro	L, 1-0
Sept. 24	vs. Butler	L, 3-2
Sept. 30	at Saint Louis*	L, 4-0
Oct. 6	UAB*	L, 2-1
Oct. 10	Stetson	W, 7-1
Oct. 13	at Memphis*	W, 4-0
	USF Sun Classic (Tampa, Fla.)	
Oct. 20	Cincinnati*	L, 2-1
Oct. 22	Charlotte*	W, 2-1
Oct. 29	at Marquette*	W, 2-1
Nov. 5	DePaul	W, 2-0
	Conference USA Tournament (Milwaukee, Wis.)	
Nov. 9	vs. Cincinnati	W, 3-0
Nov. 10	vs. Saint Louis	L, 3-2

* Conference Game

1996

NCAA Tournament (First Round)
Conference USA Champions
Record: 17-4-0 (7-1-0 C-USA)
Head Coach: T. Logan Fleck

Aug. 31	at Georgia Southern	W, 3-2
	Walt Chyzowych Memorial Classic (Winston-Salem, N.C.)	
Sept. 6	at Wake Forest	W, 4-2
Sept. 8	vs. Loyola (Md.)	W, 2-1 (OT)
Sept. 20	Saint Louis*	W, 3-1
Sept. 22	Memphis*	W, 6-1
	Charlotte Umbro Classic (Charlotte, N.C.)	
Sept. 27	at Charlotte*	L, 4-2
Sept. 29	vs. Hartford	L, 1-0
Oct. 4	at Cincinnati*	W, 4-0
Oct. 6	Louisville*	W, 6-1
Oct. 9	Jacksonville	W, 5-0
Oct. 13	at UAB*	W, 4-1
Oct. 16	Marquette*	W, 3-2
Oct. 20	at DePaul*	W, 2-1
	USF Sun Classic (Tampa, Fla.)	
Oct. 25	FAU	W, 6-0
Oct. 26	Georgia State	W, 2-1
Nov. 2	FIU	L, 2-1
Nov. 6	Florida Southern	W, 9-2
	Conference USA Tournament (Tampa, Fla.)	
Nov. 12	DePaul	W, 2-0
Nov. 15	Memphis	W, 3-0
Nov. 17	Marquette	W, 2-1
	NCAA Tournament	
Nov. 23	at FIU	L, 6-1

* Conference Game

1997

NCAA Tournament (Elite 8)
Conference USA Co-Champions
Record: 14-8-2 (5-1-2 C-USA)
Head Coach: Dave Christiansen

Aug. 30	Georgia Southern	L, 4-3
	Vanderbilt Puma Classic (Nashville, Tenn.)	
Sept. 5	vs. Evansville	W, 3-2 (OT)
Sept. 7	at Vanderbilt	W, 4-3
Sept. 11	at Stetson	W, 2-1 (OT)
Sept. 14	at Jacksonville	L, 5-4 (OT)
Sept. 19	at Memphis*	T, 2-2 (OT)
Sept. 21	at Saint Louis*	L, 3-1
Sept. 26	Cincinnati*	T, 1-1 (OT)
Sept. 28	Louisville*	W, 2-1 (OT)
Oct. 3	at UAB*	W, 3-1
Oct. 5	at Charlotte*	W, 4-3 (OT)
Oct. 10	at FAU	L, 3-1
Oct. 15	Marquette*	W, 3-0
Oct. 19	DePaul	W, 3-0
	FIU Bell South Classic (Miami, Fla.)	
Oct. 24	vs. Loyola (Md.)	W, 2-1 (OT)
Oct. 26	at FIU	L, 6-0
Nov. 2	Texas-Pan American	W, 1-0 (Forfeit)
Nov. 3	Tampa	L, 4-1
	Conference USA Tournament (Tampa, Fla.)	
Nov. 8	Memphis	W, 4-2
Nov. 14	Charlotte	W, 2-0
Nov. 16	Saint Louis	L, 3-1 (OT)
	NCAA Tournament	
Nov. 21	at FIU	W, 3-1
Nov. 30	at St. John's	W, 2-1
Dec. 7	at Indiana	L, 6-0

* Conference Game

2019 USF MEN'S SOCCER || HISTORY & RECORDS

YEAR-BY-YEAR RESULTS

1998

NCAA Tournament (First Round)

Conference USA Champions

Record: 12-8-2 (6-1-1 C-USA)

Head Coach: John Hackworth

Sept. 1	Jacksonville	L, 2-1 (OT)
	FIU Soccer Classic (Miami, Fla.)	
Sept. 4	vs. Radford	T, 3-3 (OT)
Sept. 6	vs. Clemson	L, 2-1
	UConn N.E. Ford Dealers Soccer Classic (Storrs, Conn.)	
Sept. 11	vs. Georgetown	L, 2-0
Sept. 13	at UConn	L, 2-1
Sept. 18	Memphis*	T, 3-3 (OT)
Sept. 20	FAU	L, 2-1 (OT)
Sept. 25	at Cincinnati*	W, 3-0
Sept. 27	at Louisville*	L, 4-3
Oct. 2	UAB*	W, 3-2
Oct. 4	Charlotte*	W, 3-2
Oct. 8	at Georgia Southern	W, 1-0
Oct. 14	at Marquette*	W, 6-0
Oct. 16	at DePaul*	W, 4-0
Oct. 23	Saint Louis*	W, 2-1 (OT)
Oct. 25	Alabama A&M	W, 4-1
	UCF Soccer Classic II (Orlando, Fla.)	
Oct. 30	vs. Stetson	L, 3-2
Nov. 1	at UCF	W, 3-2 (OT)
	Conference USA Tournament (Tampa, Fla.)	
Nov. 7	Louisville	W, 2-1
Nov. 13	Charlotte	W, 1-0
Nov. 15	Memphis	W, 4-2

NCAA Tournament

Nov. 20	William & Mary	L, 2-1 (2OT)
---------	----------------	--------------

* Conference Game

1999

Record: 10-8-0 (4-4-0 C-USA)

Head Coach: John Hackworth

UAB Nike Classic (Birmingham, Ala.)

Sept. 3	vs. Furman	L, 2-1
Sept. 5	vs. Tulsa	W, 4-2
Sept. 10	Cincinnati*	L, 2-1
Sept. 12	FAU	W, 5-1
Sept. 18	at Louisville*	L, 4-1
Sept. 21	UCF	W, 4-3
Sept. 25	at Jacksonville	L, 3-2 (2OT)
Sept. 29	UAB*	W, 3-2
Oct. 3	Charlotte*	W, 1-0 (Forfeit)
Oct. 9	at Saint Louis*	L, 3-2
	Sunbeam Soccer Classic (Columbia, S.C.)	
Oct. 15	vs. College of Charleston	W, 3-2
Oct. 17	at South Carolina	L, 3-2
Oct. 23	at Marquette*	L, 3-1
Oct. 28	Georgia Southern	W, 6-0
Oct. 31	DePaul*	W, 1-0
Nov. 5	at Memphis*	W, 1-0
	Conference USA Tournament (Birmingham, Ala.)	
Nov. 11	vs. Louisville	W, 2-0
Nov. 12	at UAB	L, 4-0

* Conference Game

2000

Record: 10-9-0 (3-5-0 C-USA)

Head Coach: John Hackworth

UVA Coca Cola Classic (Charlottesville, Va.)

Sept. 1	at Virginia	L, 3-2
Sept. 3	vs. Maryland	L, 3-0
Sept. 9	Marquette*	L, 4-1
Sept. 13	at FAU	L, 2-1
	Furman-Umbro Invitational (Greenville, S.C.)	
Sept. 15	vs. Coastal Carolina	W, 3-1
Sept. 17	at Furman	L, 4-2
Sept. 20	Stetson	W, 4-1
Sept. 23	at Cincinnati*	W, 4-3
	Reebok Bamont USF Classic (Tampa, Fla.)	
Sept. 29	Memphis*	L, 3-2
Oct. 1	Alabama A&M	W, 4-1
Oct. 4	at UCF	W, 3-1
Oct. 8	at Charlotte*	L, 2-1
Oct. 10	Mercer	W, 3-1
Oct. 13	Campbell	W, 5-2
Oct. 15	at UAB*	L, 2-0
Oct. 22	Jacksonville	W, 2-0
Oct. 25	at DePaul*	W, 4-2
Oct. 28	Louisville*	W, 2-1
Nov. 3	Saint Louis*	L, 4-3

* Conference Game

2001

NCAA Tournament (Second Round)

Record: 15-7-0 (7-3-0 C-USA)

Head Coach: John Hackworth

USF Reebok Soccer Classic (Tampa, Fla.)

Aug. 31	Lafayette	W, 1-0
Sept. 2	FIU	W, 1-0
	Duke Adidas Soccer Classic (Durham, N.C.)	
Sept. 7	vs. NC State	W, 2-1 (2OT)
Sept. 8	at Duke	W, 2-1 (2OT)
Sept. 12	at Stetson	W, 3-0
Sept. 23	Cincinnati*	W, 4-2
Sept. 25	FAU	W, 2-1 (2OT)
Sept. 29	at Louisville*	W, 1-0
Oct. 5	UAB*	L, 3-0
Oct. 7	at East Carolina*	W, 1-0
	UNC-Greensboro Adidas Spartan Classic (Greensboro, N.C.)	
Oct. 12	at UNC-Greensboro	W, 2-1 (OT)
Oct. 14	vs. North Carolina	L, 5-0
Oct. 20	at Saint Louis*	L, 5-1
Oct. 26	DePaul*	W, 2-0
Oct. 28	at Memphis*	W, 5-2
Oct. 31	UCF	L, 3-1
Nov. 4	TCU*	W, 3-1
Nov. 7	Marquette*	W, 1-0
Nov. 11	Charlotte*	L, 1-0
	Conference USA Tournament (Tampa, Fla.)	
Nov. 15	Marquette	L, 2-1
	NCAA Tournament	
Nov. 23	vs. Akron	W, 2-1
Nov. 25	at Penn State	L, 1-0 (3OT)

* Conference Game

2002

Record: 11-7-0 (6-4-0 C-USA)

Head Coach: George Kiefer

Aug. 31	Stetson	W, 1-0
Sept. 7	East Carolina*	W, 4-0
Sept. 10	at Jacksonville	W, 1-0 (OT)
	AmeriSuites/Reebok USF Classic (Tampa, Fla.)	
Sept. 13	UNC-Greensboro	L, 4-3
Sept. 15	Stony Brook	W, 3-0
Sept. 20	Memphis*	W, 4-2
Sept. 22	at FAU	W, 4-2
Sept. 29	at Charlotte*	L, 1-0
Oct. 5	at Cincinnati*	L, 2-0
Oct. 8	at UCF	W, 3-1
Oct. 12	at Marquette*	W, 1-0
Oct. 19	Saint Louis*	W, 2-1
Oct. 25	Louisville*	L, 3-1
Oct. 27	at FIU	L, 3-2 (OT)
Nov. 1	at UAB*	W, 1-0 (2OT)
Nov. 3	at DePaul*	L, 1-0
Nov. 9	at TCU*	W, 1-0

Conference USA Tournament (St. Louis, Mo.)

Nov. 14	vs. Cincinnati	L, 3-2 (OT)
---------	----------------	-------------

* Conference Game

2003

Record: 7-8-3 (4-3-2 C-USA)

Head Coach: George Kiefer

Aug. 29	FAU	W, 4-3 (2OT)
Aug. 31	Jacksonville	T, 1-1 (2OT)
	Diadora/Spinx Furman Invitational (Greenville, S.C.)	
Sept. 5	at Furman	W, 2-1
Sept. 7	vs. Clemson	L, 2-1
	AmeriSuites/Reebok USF Classic (Tampa, Fla.)	
Sept. 12	Charlotte*	L, 2-1
Sept. 14	Providence	W, 1-0 (OT)
	Marquette Invitational (Milwaukee, Wis.)	
Sept. 19	at Marquette*	L, 2-1
Sept. 21	vs. Michigan	L, 2-0
Sept. 27	Cincinnati*	T, 1-1 (2OT)
Oct. 4	UAB*	W, 2-1
Oct. 11	at Saint Louis*	L, 2-1 (OT)
Oct. 18	FIU	L, 1-0
Oct. 24	at East Carolina*	W, 1-0
Oct. 26	at Louisville*	T, 2-2 (2OT)
Nov. 1	at Memphis*	W, 2-1
Nov. 5	at Duke	L, 5-2
Nov. 9	DePaul*	W, 2-1

Conference USA Tournament (Memphis, Tenn.)

Nov. 12	vs. Charlotte	L, 2-1
---------	---------------	--------

* Conference Game

YEAR-BY-YEAR RESULTS

2004

Record: 10-5-2 (5-3-1 C-USA)
Head Coach: George Kiefer

Sept. 1	at Jacksonville	W, 3-2
Sept. 8	at DePaul*	W, 1-0 (OT)
Sept. 11	at Charlotte*	W, 1-0 (2OT)
USF Holiday Inn Invitational (Tampa, Fla.)		
Sept. 17	vs. SMU	W, 3-0
Sept. 19	vs. Alabama A&M	W, 1-0
Sept. 22	Stetson	T, 2-2 (2OT)
Sept. 25	Saint Louis*	T, 2-2 (2OT)
Oct. 3	at FIU	W, 2-1
Oct. 9	Memphis*	W, 2-0
Oct. 16	at Cincinnati*	L, 1-0
Oct. 20	at UAB*	L, 4-3
Oct. 23	Marquette*	L, 1-0
FIU Classic (Miami, Fla.)		
Oct. 29	vs. Fairleigh Dickinson	W, 2-0
Oct. 30	vs. St. John's	L, 5-0
Nov. 3	East Carolina*	W, 4-1
Nov. 6	Louisville*	W, 3-1
Conference USA Tournament (Louisville, Ky.)		
Nov. 11	vs. Saint Louis	L, 2-0

* Conference Game

2005

NCAA Tournament (Second Round)
BIG EAST Champs (Reg. Season)
Record: 13-6-2 (9-2-0 BIG EAST)
Head Coach: George Kiefer

Sept. 2	FIU	L, 1-0
Sept. 4	Jacksonville	W, 6-3
SMU Radisson Hotel Classic (Dallas, Texas)		
Sept. 9	vs. New Mexico	L, 3-2
Sept. 11	at SMU	L, 2-1 (OT)
Sept. 16	Seton Hall*	W, 3-2 (OT)
Sept. 18	Georgetown*	W, 3-1
Sept. 23	at West Virginia*	W, 1-0
Sept. 25	at Pittsburgh*	W, 1-0
Oct. 1	Villanova*	W, 4-2
Oct. 9	at Syracuse*	L, 1-0
Oct. 12	DePaul*	W, 3-1
Oct. 15	St. John's*	W, 1-0
Oct. 19	Stetson	W, 2-1 (OT)
Oct. 22	at Rutgers*	L, 3-0
Oct. 26	at Louisville*	W, 4-1
Oct. 29	Cincinnati*	W, 2-1 (OT)
BIG EAST Tournament		
Nov. 5	West Virginia	W, 4-1
Nov. 11	vs. Providence^	T, 0-0 (Won PKs)
Nov. 13	vs. UConn^	L, 1-0
NCAA Tournament		
Nov. 18	Stetson	W, 3-0
Nov. 22	at Virginia	T, 4-4 (Lost PKs)

* Conference Game

^ Played in Storrs, Conn.

2006

Record: 9-6-4 (4-3-4 BIG EAST)
Head Coach: George Kiefer

Aug. 25	at FIU	W, 1-0
Aug. 27	Fordham	L, 2-1
Duke/Adidas Classic (Durham, N.C.)		
Sept. 1	vs. NC State	W, 2-0
Sept. 3	at Duke	L, 1-0
Sept. 8	at Notre Dame*	W, 2-0
Sept. 10	at Marquette*	W, 2-1
Sept. 15	West Virginia*	T, 2-2 (2OT)
Sept. 17	Pittsburgh*	T, 1-1 (2OT)
Sept. 23	at Villanova*	W, 1-0
Sept. 27	at DePaul*	L, 2-1
Sept. 30	Rutgers*	L, 1-0
Oct. 4	FAU	W, 1-0 (OT)
Oct. 7	at Cincinnati*	T, 0-0 (2OT)
Oct. 12	Stetson	W, 3-1
Oct. 15	Syracuse*	W, 2-1 (2OT)
Oct. 18	Louisville*	T, 1-1 (2OT)
Oct. 21	at St. John's*	L, 1-0
BIG EAST Tournament		
Oct. 25	Seton Hall	W, 5-1
Oct. 28	at West Virginia	L, 1-0

* Conference Game

2007

NCAA Tournament (Sweet 16)
Record: 14-6-2 (6-4-1 BIG EAST)
Head Coach: George Kiefer

Aug. 31	UCF	W, 5-2
Sept. 2	at Stetson	W, 1-0
UConn Adidas Classic (Storrs, Conn.)		
Sept. 7	vs. FIU	W, 1-0
Sept. 8	vs. South Carolina	W, 2-0
Sept. 15	American	W, 6-1
Sept. 21	UConn*	L, 2-1
Sept. 23	Providence*	W, 3-1
Sept. 28	at Pittsburgh*	T, 1-1 (2OT)
Sept. 30	at West Virginia*	W, 1-0 (2OT)
Oct. 6	at Louisville*	L, 1-0
Oct. 9	at FAU	T, 1-1 (2OT)
Oct. 12	Villanova*	W, 3-0
Oct. 16	DePaul*	W, 2-0
Oct. 20	at Rutgers*	L, 3-1
Oct. 24	Cincinnati*	W, 3-2 (2OT)
Oct. 27	at Syracuse*	L, 1-0
Nov. 3	St. John's*	W, 2-0
BIG EAST Tournament		
Nov. 7	Georgetown	W, 4-0
Nov. 10	at UConn	L, 2-0
NCAA Tournament		
Nov. 23	Colgate	W, 2-1
Nov. 28	at Akron	W, 1-0 (2OT)
Dec. 2	at UConn	L, 5-0

* Conference Game

2008

NCAA Tournament (Elite 8)
BIG EAST Tournament Champs
Record: 15-5-3 (7-3-1 BIG EAST)
Head Coach: George Kiefer

Aug. 30	at Bowling Green	W, 3-0
Mike Berticelli Memorial Tournament (Notre Dame, Ind.)		
Sept. 5	vs. Indiana	T, 0-0 (2OT)
Sept. 7	at Notre Dame	L, 5-0
Sept. 13	FIU	W, 2-1
Sept. 19	at Georgetown*	W, 2-1
Sept. 21	at Seton Hall*	W, 2-0
Sept. 26	Pittsburgh*	W, 1-0
Sept. 28	West Virginia*	W, 1-0
Oct. 3	Syracuse*	T, 0-0 (2OT)
Oct. 7	at DePaul*	L, 1-0
Oct. 10	Louisville*	W, 1-0 (OT)
Oct. 14	at UCF	W, 1-0 (OT)
Oct. 18	at St. John's*	L, 1-0
Oct. 21	FAU	W, 3-0
Oct. 24	at Villanova*	W, 1-0
Oct. 28	at Cincinnati*	L, 1-0
Nov. 1	Rutgers*	W, 1-0
BIG EAST Tournament		
Nov. 9	Georgetown	W, 2-1
Nov. 14	vs. Notre Dame^	W, 2-1
Nov. 16	vs. St. John's^	W, 1-0
NCAA Tournament		
Nov. 25	Harvard	W, 2-1
Nov. 29	UNC-Greensboro	T, 1-1 (Won PKs)
Dec. 6	at Wake Forest	L, 5-0

* Conference Game

^ Played in Tampa, Fla.

2009

NCAA Tournament
Record: 14-4-3 (6-3-2 BIG EAST)
Head Coach: George Kiefer

Sept. 1	UCF	W, 2-1
Sept. 5	at FGCU	W, 1-0
Sept. 8	Valparaiso	W, 1-0 (OT)
Sept. 11	at Virginia Tech	W, 1-0
Sept. 18	Marquette*	T, 1-1 (2OT)
Sept. 20	Notre Dame*	W, 2-1
Sept. 25	at West Virginia*	L, 1-0 (OT)
Sept. 27	at Pittsburgh*	W, 2-1
Oct. 3	Cincinnati*	W, 2-0
Oct. 7	at Louisville*	L, 1-0
Oct. 10	St. John's*	T, 1-1 (2OT)
Oct. 14	FAU	W, 3-2
Oct. 17	at Syracuse*	W, 3-0
Oct. 21	Dartmouth	W, 1-0
Oct. 24	Villanova*	W, 3-1
Oct. 31	at Rutgers*	L, 2-1 (2OT)
BIG EAST Tournament		
Nov. 5	Marquette	W, 2-1
Nov. 8	at Notre Dame	T, 2-2 (Lost PKs)
NCAA Tournament		
Nov. 19	Stetson	W, 2-1
Nov. 25	at Akron	L, 2-0

* Conference Game

2019 USF MEN'S SOCCER || HISTORY & RECORDS

YEAR-BY-YEAR RESULTS

2010

NCAA Tournament (First Round)

Record: 9-6-4 (4-3-2 BIG EAST)

Head Coach: George Kiefer

Sept. 1	FGCU	L, 2-1
Sept. 4	at Saint Louis	T, 0-0 (20T)
Sept. 7	Stony Brook	W, 2-0
Sept. 10	Virginia Tech	W, 2-0
FGCU Soccer Classic (Fort Myers, Fla.)		
Sept. 16	vs. Ohio State	W, 2-1
Sept. 18	vs. Drexel	W, 1-0
Sept. 24	at UConn*	L, 4-0
Sept. 29	Rhode Island	W, 2-0
Oct. 2	Syracuse*	W, 4-0
Oct. 6	at FAU	T, 0-0 (20T)
Oct. 9	at Villanova*	T, 0-0 (20T)
Oct. 13	at DePaul*	W, 1-0
Oct. 16	West Virginia*	W, 1-0
Oct. 20	at Cincinnati*	T, 1-1 (20T)
Oct. 23	Louisville*	L, 2-1 (20T)
Oct. 27	Rutgers*	W, 2-1
Oct. 30	at St. John's*	L, 2-0
BIG EAST Tournament		
Nov. 3	at West Virginia	L, 2-1
NCAA Tournament		
Nov. 18	at UCF	L, 3-0

* Conference Game

2011

NCAA Tournament (Elite 8)

Record: 13-4-4 (7-1-2 BIG EAST)

Head Coach: George Kiefer

Aug. 27	at Wake Forest	W, 2-0
Sept. 2	Georgia State	W, 1-0
Sept. 4	Robert Morris	W, 3-1
Dartmouth Tournament (Hanover, N.H.)		
Sept. 9	vs. Bradley	L, 2-1 (OT)
Sept. 11	at Dartmouth	T, 3-3 (20T)
Sept. 16	Saint Louis	L, 2-1
Sept. 18	UC Irvine	W, 2-0
Sept. 25	at West Virginia*	W, 2-1
Oct. 1	Providence*	T, 1-1 (20T)
Oct. 4	at FGCU	W, 2-0
Oct. 8	St. John's*	W, 3-2
Oct. 12	DePaul*	W, 2-0
Oct. 15	at Syracuse*	W, 3-2 (OT)
Oct. 18	at Louisville*	W, 3-1
Oct. 22	Villanova*	W, 2-1
Oct. 26	Cincinnati*	W, 3-0
Oct. 31	at Rutgers*	T, 0-0 (20T)
BIG EAST Tournament		
Nov. 6	Villanova	L, 1-0
NCAA Tournament		
Nov. 20	UCF	W, 2-1 (OT)
Nov. 27	New Mexico	T, 0-0 (Won PKs)
Dec. 4	at Creighton	L, 1-0 (OT)

* Conference Game

2012

NCAA Tournament

Record: 8-6-5 (2-3-3 BIG EAST)

Head Coach: George Kiefer

Aug. 24	Michigan	W, 2-1
Hurricane Classic (Tulsa, Okla.)		
Aug. 31	vs. SMU	W, 1-0
Sept. 2	at Tulsa	W, 2-1
USF Tournament (Tampa, Fla.)		
Sept. 6	South Carolina	L, 1-0
Sept. 8	Iona	W, 2-1
Akron Tournament (Akron, Ohio)		
Sept. 14	vs. Butler	T, 2-2 (20T)
Sept. 16	at Akron	L, 5-0
Sept. 22	Providence*	W, 1-0 (OT)
Sept. 25	FGCU	W, 3-0
Sept. 29	at Villanova*	T, 1-1 (20T)
Oct. 3	at Cincinnati*	T, 0-0 (20T)
Oct. 6	Rutgers*	T, 2-2 (20T)
Oct. 10	Mercer	W, 1-0
Oct. 13	Syracuse*	L, 1-0
Oct. 17	Louisville*	L, 2-1
Oct. 20	at St. John's*	W, 2-1
Oct. 26	at DePaul*	L, 3-2
NCAA Tournament		
Nov. 15	FGCU	T, 0-0 (Won PKs)
Nov. 18	Tulsa	L, 1-0

* Conference Game

2013

NCAA Tournament (First Round)

AAC Tournament Champions

Record: 8-4-9 (2-2-4 The American)

Head Coach: George Kiefer

Aug. 30	FGCU	T, 2-2 (20T)
Sept. 2	Stetson	W, 1-0
Sept. 6	at Michigan	T, 1-1 (20T)
Sept. 12	Wisconsin	L, 2-0
Gamecock Classic (Columbia, S.C.)		
Sept. 20	at South Carolina	T, 1-1 (20T)
Sept. 22	vs. Kentucky	W, 2-0
Sept. 27	UConn*	T, 2-2 (20T)
Oct. 1	Cal State Bakersfield	W, 3-0
Oct. 5	at Memphis*	L, 2-0
Oct. 9	Cincinnati*	W, 4-1
Oct. 12	at Temple*	T, 1-1 (20T)
Oct. 15	SIU-Edwardsville	T, 1-1 (20T)
Oct. 19	at Rutgers*	T, 0-0 (20T)
Oct. 23	UCF*	L, 1-0
Oct. 26	SMU*	W, 4-1
Oct. 29	Detroit Mercy*	W, 1-0
Nov. 3	at Louisville*	T, 0-0 (20T)
American Athletic Conference Tournament		
Nov. 9	at Temple	W, 1-0
Nov. 15	vs. Rutgers^	W, 2-1 (20T)
Nov. 17	vs. UConn^	T, 0-0 (Won PKs)
NCAA Tournament		
Nov. 21	at North Carolina	L, 1-0

* Conference Game

^ Played in Frisco, Texas

2014

Record: 10-7-3 (4-3-1 The American)

Head Coach: George Kiefer

Aug. 29	at FGCU	L, 2-0
Sept. 4	Akron	W, 2-1 (20T)
Sept. 7	Portland	W, 2-0
Sept. 12	at Old Dominion	L, 1-0
Sept. 18	Brown	W, 3-1
Sept. 21	Washington	L, 2-1
Sept. 27	at UConn*	W, 1-0 (OT)
Oct. 1	Georgia Southern	W, 3-0
Oct. 4	Temple*	W, 3-0
Oct. 8	Tulsa*	L, 4-3
Oct. 11	at Cincinnati*	W, 3-1
Oct. 15	Denver	W, 3-0
Oct. 18	at SMU*	T, 2-2 (20T)
Oct. 22	at UCF*	W, 1-0
Oct. 25	Memphis*	L, 2-1
Oct. 28	at Clemson	L, 3-0
Nov. 1	UConn*	L, 1-0
American Athletic Conference Tournament		
Nov. 8	Memphis	W, 4-2
Nov. 14	vs. UConn^	T, 0-0 (Won PKs)
Nov. 16	vs. Tulsa^	T, 0-0 (Lost PKs)

* Conference Game

^ Played in Storrs, Conn.

2015

NCAA Tournament (First Round)

Record: 11-6-3 (5-1-2 The American)

Head Coach: George Kiefer

Aug. 28	Missouri State	W, 2-0
Aug. 31	Georgetown	W, 2-0
Sept. 4	at Notre Dame	L, 2-0
Mike Bertelli Memorial (Notre Dame, Ind.)		
Sept. 4	at Notre Dame	L, 2-0
Sept. 6	at Indiana	L, 2-0
Sept. 11	Georgia Southern	W, 2-1
Sept. 14	North Florida	W, 2-0
Sept. 19	FGCU	W, 2-1
Sept. 26	UConn*	W, 1-0
Sept. 29	at Denver	L, 1-0
Oct. 3	at Temple**	W, 1-0
Oct. 7	at Tulsa*	W, 2-1
Oct. 10	Cincinnati*	W, 3-0
Oct. 16	at Memphis*	T, 0-0
Oct. 21	UCF*	W, 3-1
Oct. 24	SMU*	T, 2-2
Oct. 27	Old Dominion	T, 1-1 (20T)
Oct. 31	at UConn*	L, 2-1
American Athletic Conference Tournament		
Nov. 7	Memphis	W, 1-0
Nov. 13	UConn	L, 2-1
NCAA Tournament		
Nov. 22	Boston College	L, 2-1 (OT)

* Conference Game

^ Played in Villanova, Pa.

YEAR-BY-YEAR RESULTS

2016

NCAA Tournament (First Round)
Record: 10-6-4 (6-1-0 The American)

Head Coach: George Kiefer

Aug. 28	Michigan	T, 0-0 (20T)
Aug. 29	American	T, 1-1 (20T)
Sept. 2	at Virginia Tech	L, 4-1
Sept. 5	at Maryland	L, 4-1
Sept. 8	Jacksonville	L, 2-0
Sept. 10	San Francisco	W, 2-0
Sept. 14	North Florida	W, 1-0
Sept. 18	Buffalo	W, 3-0
Sept. 24	at UCF *	W, 2-1
Sept. 27	Clemson	L, 1-0 (OT)
Oct. 1	at Cincinnati *	L, 2-1
Oct. 6	Tulsa *	W, 2-0
Oct. 11	at FGCU	L, 3-2
Oct. 15	at UConn *	W, 1-0
Oct. 22	Memphis *	W, 1-0
Oct. 29	at SMU *	W, 1-0 (20T)
Nov. 5	Temple *	W, 1-0
American Athletic Conference Tournament		
Nov. 11	UCF	W, 2-1 (20T)
Nov. 13	Tulsa	T, 1-1 (Lost PK)
NCAA Tournament		
Nov. 17	FGCU	T, 2-2 (Lost PK)

* Conference Game

2017

Record: 6-6-4 (3-2-2 The American)

Head Coach: Bob Butehorn

Aug. 28	Lipscomb	W, 3-0
Adidas/IU Credit Union Classic		
Sept. 1	#17 Butler	L, 3-2 (OT)
Sept. 3	at #7 Indiana	L, 3-0
Sept. 8	at Creighton	L, 2-0
Sept. 17	Loyola Marymount	W, 1-0
Sept. 20	North Florida	W, 5-1
Sept. 23	UCF *	W, 3-2 (20T)
Sept. 26	at #8 Louisville	T, 1-1 (20T)
Sept. 30	Cincinnati *	W, 5-2
Oct. 7	at Tulsa *	W, 3-2
Oct. 13	UConn *	L, 2-0
Oct. 17	FIU	L, 2-1
Oct. 21	at Memphis *	T, 1-1 (20T)
Oct. 24	FGCU	T, 1-1 (20T)
Oct. 29	SMU *	T, 0-0 (20T)
Nov. 4	at Temple *	L, 1-0

2018

Record: 7-8-2 (4-1-2 The American)
Head Coach: Bob Butehorn

Aug. 24	#7 Michigan State	L, 1-0
Aug. 27	at #21 Michigan	L, 2-0
Aug. 31	Virginia Tech	L, 1-0
Sept. 3	#20 Creighton	L, 2-1
Sept. 7	at Ohio State	W, 1-0
Sept. 10	Florida Atlantic	W, 4-1
Sept. 15	at FGCU	L, 5-3
Sept. 22	at UConn *	T, 2-2 (20T)
Sept. 25	Stetson	W, 3-1
Sept. 29	Tulsa *	W, 3-2 (OT)
Oct. 6	at SMU *	T, 1-1 (OT)
Oct. 12	vs Temple *	W, 3-2 (OT)
Oct. 20	at #19 UCF *	L, 2-1
Oct. 23	at Florida International	L, 3-2 (20T)
Oct. 27	at Cincinnati *	W, 6-2
Nov. 2	Memphis *	W, 2-0
American Athletic Conference Tournament		
Nov. 16	Memphis	L, 3-1

* Conference Game

2019 USF MEN'S SOCCER II HISTORY & RECORDS

RECORD VS. ALL-TIME OPPONENTS

All-Time USF vs. Opponents Records

Opponent	First	Last	Total	W-L-T	Pct.
Air Force	1970	1976	5	4-1-0	.800
Akron	2001	2014	5	3-2-0	.600
Alabama A&M	1978	2004	8	3-4-1	.437
UAB	1983	2004	16	11-5-0	.687
Alabama - Huntsville	1975	1975	1	1-0-0	1.000
American	1986	2016	4	2-1-1	.625
Appalachian State	1981	1981	1	1-0-0	1.000
Barry	1990	1991	2	1-1-0	.500
Blackburn College	1973	1977	5	4-1-0	.800
Boston College	1983	2015	2	1-1-0	.500
Boston University	1986	1993	3	0-2-1	.167
Bowling Green State	1988	2008	2	2-0-0	1.000
Bradley	2011	2011	1	0-1-0	.000
Brown	2014	2014	1	1-0-0	1.000
Buffalo	2016	2016	1	1-0-0	1.000
Butler	1992	2017	5	1-2-2	.400
California	1989	1991	2	1-0-1	.750
UC Irvine	2011	2011	1	1-0-0	1.000
UCLA	1984	1984	1	0-1-0	.000
Cat State Chico	1988	1988	1	1-0-0	1.000
Campbell	1986	2000	2	1-1-0	.500
Central Connecticut	1990	1990	1	1-0-0	1.000
UCF	1979	2018	32	23-6-3	.766
Charleston Southern	1979	1979	1	1-0-0	1.000
Charlotte	1977	2004	26	14-10-2	.577
Cincinnati	1995	2018	26	14-7-5	.635
Clemson	1972	2016	13	1-10-2	.167
Cleveland State	1978	1983	2	1-1-0	.500
Coastal Carolina	2000	2000	1	1-0-0	1.000
Colgate	2007	2007	1	1-0-0	1.000
College of Charleston	1994	1999	2	1-1-0	.500
Colorado College	1973	1976	2	1-1-0	.500
Connecticut	1988	2018	19	3-12-4	.263
Creighton	1991	2018	4	0-4-0	.000
CSU Bakersfield	2013	2013	1	1-0-0	1.000
C.W Post	1982	1982	1	1-0-0	1.000
Dartmouth	2009	2011	2	1-0-1	.750
Davidson	1993	1993	1	1-0-0	1.000
Davis & Elkins College	1977	1977	1	0-1-0	.000
Denver	1970	2015	5	4-1-0	.800
DePaul	1995	2012	19	15-4-0	.789
Detroit Mercy	2013	2013	1	1-0-0	1.000
Drake	1990	1990	1	1-0-0	1.000
Drexel	2010	2010	1	1-0-0	1.000
Duke	1967	2006	6	2-4-0	.333
East Carolina	1982	2004	5	5-0-0	1.000
East Stroudsburg	1976	1977	2	1-1-0	.500
Eastern Florida State	2018	2018	1	1-0-0	1.000
Eastern Michigan	1984	1985	2	2-0-0	1.000
Eckerd College**	1968	1986	11	9-2-0	.818
Embry-Riddle	1968	1968	1	1-0-0	1.000
Erskine College	1979	1979	1	1-0-0	1.000
Evansville	1984	1997	3	1-1-1	.500
Farleigh Dickinson	2004	2004	1	1-0-0	1.000

Federal City	1974	1974	1	0-1-0	.000
Flagler College	1976	1987	6	5-1-0	.833
Florida	1965	1968	7	3-3-1	.500
Florida Atlantic	1983	2018	17	12-3-2	.765
Florida Gulf Coast	2009	2018	12	4-4-4	.500
Florida International	1974	2018	29	13-13-3	.500
FIT - Jensen Beach	1980	1980	1	1-0-0	1.000
Florida Tech	1974	1989	9	6-2-1	.722
Florida Southern	1965	1996	11	11-0-0	1.000
Florida State	1966	1967	2	2-0-0	1.000
Fordham	1986	2006	3	2-1-0	.833
Fresno State	1989	1989	1	0-1-0	.000
Furman	1999	2003	3	1-2-0	.333
George Mason	1988	1988	1	0-1-0	.000
George Washington	1986	1986	1	0-1-0	.000
Georgetown	1998	2015	6	5-1-0	.833
Georgia	1969	1969	1	1-0-0	1.000
Georgia Southern	1993	2015	9	7-2-0	.777
Georgia State	1970	2011	9	8-1-0	.889
Georgia Tech	1970	1970	1	1-0-0	1.000
Harris-Stowe College	1976	1980	3	3-0-0	1.000
Hartford	1996	1996	1	0-1-0	.000
Harvard	2008	2008	1	1-0-0	.000
High Point	1978	1978	1	1-0-0	1.000
Houston Baptist	1986	1986	1	1-0-0	1.000
Howard	1972	1974	2	0-1-1	.250
Illinois-Chicago	1976	1976	1	1-0-0	1.000
Illinois State	1990	1990	1	1-0-0	1.000
Indiana	1984	2017	6	1-4-1	.250
Iona	2012	2012	1	1-0-0	1.000
Jacksonville	1965	2016	44	33-9-2	.773
James Madison	1972	1977	2	2-0-0	1.000
Kentucky	1994	2013	2	1-1-0	.500
LaFayette	2001	2001	1	1-0-0	1.000
Lehigh	1994	1994	1	1-0-0	1.000
Lipscomb	2017	2017	1	1-0-0	1.000
Louisville	1992	2017	25	14-7-4	.640
Loyola (Md.)	1985	1996	4	4-0-0	1.000
Loyola Marymount	2017	2017	1	1-0-0	1.000
Lynn*	1986	1990	3	0-2-1	.167
Marquette	1995	2009	15	9-5-1	.615
Maryland	1969	2016	4	1-3-0	.250
Md. - Baltimore County	1972	1972	2	1-1-0	.500
Memphis	1984	2018	24	16-4-4	.750
Mercer	1984	2012	4	4-0-0	1.000
Miami (Fla.)	1966	1982	16	14-1-1	.906
Michigan	2003	2018	5	1-2-2	.400
Michigan State	2018	2018	1	0-1-0	.000
Missouri State	2015	2015	1	1-0-0	1.000
Missouri-StLouis	1988	1988	1	0-1-0	.000
Navy	1969	1990	4	2-1-1	.625
New Mexico	2005	2011	2	0-1-1	.250
North Carolina	1967	2013	7	3-3-1	.500
North Carolina State	1969	2006	5	4-1-0	.800
North Florida	2015	2017	3	3-0-0	1.000
UNC-Asheville	1987	1987	1	1-0-0	1.000
UNC-Greensboro	1995	2008	4	1-2-1	.375

2019 USF MEN'S SOCCER || HISTORY & RECORDS

RECORD VS. ALL-TIME OPPONENTS [CONT.]

UNC-Wilmington	1986	1986	1	1-0-0	1.000					
Northeast Louisiana	1983	1985	2	2-0-0	1.000					
Northern Illinois	1986	1991	2	1-0-1	.750					
Notre Dame	1985	2015	7	4-2-1	.643					
Ohio	1972	1972	1	0-1-0	.000					
Ohio State	2010	2018	2	2-0-0	1.000					
Old Dominion	1982	2014	9	1-4-4	.333					
Oneonta State	1991	1991	1	0-1-0	.000					
Pennsylvania	1985	1985	1	0-1-0	.000					
Penn State	1984	2001	3	0-2-1	.167					
Pfeiffer	1978	1978	1	1-0-0	1.000					
Philadelphia University	1992	1992	1	1-0-0	1.000					
Pittsburgh	2005	2009	5	3-0-2	.750					
Portland	2014	2014	1	1-0-0	1.000					
Princeton	1991	1991	1	0-1-0	.000					
Principia College	1971	1971	1	1-0-0	1.000					
Providence	2003	2012	5	3-0-2	.800					
Quincy	1968	1978	5	1-4-0	.200					
Radford	1998	1998	1	0-0-1	.500					
Randolph-Macon	1969	1969	1	1-0-0	1.000					
Rhode Island	2010	2010	1	1-0-0	1.000					
Richmond	1993	1993	1	1-0-0	1.000					
Robert Morris	2011	2011	1	1-0-0	1.000					
Rollins College	1965	1989	22	15-7-0	.682					
Rutgers	1985	2013	13	3-5-4	.417					
San Francisco	2016	2016	1	1-0-0	1.000					
St. John's	1997	2012	11	6-4-1	.591					
Saint Leo College	1965	2013	10	10-0-0	1.000					
Saint Louis	1967	2011	34	6-25-3	.2221					
St. Marys (Calif.)	1991	1991	1	1-0-0	1.000					
San Diego	1994	1994	1	1-0-0	1.000					
San Francisco	1989	1992	2	1-1-0	.500					
Seattle Pacific	1989	1991	2	2-0-0	1.000					
Seton Hall	2005	2008	3	3-0-0	1.000					
South Alabama	1979	1991	10	6-4-0	.600					
South Carolina	1983	2013	8	3-4-1	.438					
Stetson	2018	2018	1	1-0-0	1.000					
USC-Spartanburg	1989	1989	1	0-1-0	.000					
SIU-Edwardsville	1970	2013	4	1-2-1	.375					
SMU	2004	2018	6	1-1-4	.250					
Spring Arbor College	1981	1981	1	1-0-0	1.000					
Stanford	1992	1992	1	1-0-0	1.000					
Stetson	1965	2013	30	25-4-1	.850					
Stony Brook	2002	2010	2	2-0-0	1.000					
Syracuse	2005	2012	8	4-3-1	.563					
Tampa ***	1972	2018	29	18-8-3	.759					
Temple	2013	2015	7	5-1-1	.786					
Texas-Pan American	1997	1997	1	1-0-0	1.000					
TCU	2001	2002	2	2-0-0	1.000					
Tulsa	1999	2018	9	6-2-1	.722					
Valparaiso	2009	2009	1	1-0-0	1.000					
Vanderbilt	1997	1997	1	1-0-0	1.000					
Vermont	1992	1994	2	1-1-0	.500					
Villanova	2005	2012	9	6-1-2	.778					
Virginia	1985	2007	4	0-3-1	.125					
Va. Commonwealth	1980	1994	7	4-1-2	.714					
Virginia Tech	1992	2018	7	4-3-0	.571					
Wake Forest	1994	2011	4	2-2-0	.500					
Warren Wilson College	1972	1972	1	1-0-0	1.000					
Washington	2014	2014	1	0-1-0	.000					
West Virginia	1969	2011	20	13-5-2	.700					
Western Carolina	1984	1984	1	1-0-0	1.000					
Western Illinois	1979	1979	1	1-0-0	1.000					
Western Kentucky	1984	1989	6	6-0-0	1.000					
Western Michigan	1984	1984	1	1-0-0	1.000					
William & Mary	1969	1998	4	1-2-1	.375					
Winthrop	1980	1980	1	1-0-0	1.000					
Wisconsin	2013	2013	1	0-1-0	.000					
UW-Green Bay	1991	1991	1	1-0-0	1.000					
UW-Milwaukee	1985	1985	1	0-1-0	.000					
Wofford College	1980	1981	2	2-0-0	1.000					

* previously College of Boca Raton

**previously Florida Presbyterian

*** Played Exhibition Game Since 2008

2019 USF MEN'S SOCCER II HISTORY & RECORDS

ALL-TIME SERIES RECORDS

All-Time Series Results

(+) Conference Tournament

(&) NCAA Tournament

(^) Exhibition Game

Air Force (4-1-0; 2-0-0 home, 2-1-0 away, 0-0-0 neutral)

Date	Site	Result	Score	Overall	GF-GA
10/16/70	A	L	2-1	0-1-0	1-2
10/29/71	H	W	2-1	1-1-0	3-3
10/6//73	A	W	5-2	2-1-0	8-5
1975	H	W	2-0	3-1-0	11-5
1976	A	W	1-0	4-1-0	12-5

Akron (3-2-0; 1-0-0 home, 1-2-0 away, 1-0-0 neutral)

Date	Site	Result	Score	Overall	GF-GA
11/23/01	N (&)	W	2-1	1-0-0	2-1
11/28/08	A (&)	W	1-0 (2OT)	2-0	3-1
11/22/09	A (&)	L	2-0	2-1-0	3-3
9/16/12	A	L	5-0	2-2-0	3-8
9/4/14	H	W	2-1 (2OT)	3-2-0	5-9

Alabama A&M (3-4-1; 3-4-1 home, 0-0-0 away, 0-0-0 neutral)

Date	Site	Result	Score	Overall	GF-GA
10/19/78	H	T	0-0 (OT)	0-0-1	0-0
10/20/79	H	L	6-1	0-1-1	1-6
1982	H	L	3-0	0-2-1	1-9
10/8/83	H	L	5-3	0-3-1	4-14
1984	H	L	1-0	0-4-1	4-15
10/25/98	H	W	4-1	1-4-1	8-16
10/1/00	H	W	4-1	2-4-1	12-17
9/19/04	H	W	1-0	3-4-1	13-17

UAB (11-5-0; 4-2-0 home, 5-3-0 away, 2-0-0 neutral)

Date	Site	Result	Score	Overall	GF-GA
11/4/83	N	W	8-1	1-0-0	8-1
10/18/87	N	W	3-1	2-0-0	11-2
10/14/88	A	W	4-0	3-0-0	15-2
10/21/89	A	W	10-1	4-0-0	25-3
9/15/90	H	W	6-0	5-0-0	31-3
10/6/95	H	L	2-1	5-1-0	32-5
10/13/96	A	W	4-1	6-1-0	36-6
10/3/97	A	W	3-1	7-1-0	39-7
10/2/98	H	W	3-2	8-1-0	42-9
9/29/99	H	W	3-2	9-1-0	45-11
11/12/99	A	L	4-0	9-2-0	45-15
10/15/00	A	L	2-0	9-3-0	45-17
10/5/01	H	L	3-0	9-4-0	45-20
11/1/02	A	W	1-0 (2OT)	10-4-0	46-20
10/4/03	H	W	2-1	11-4-0	48-21
10/20/04	A	L	4-3	11-5-0	51-24

Alabama - Huntsville (1-0-0; 0-0-0 home, 0-0-0 away, 1-0-0 neutral)

Date	Site	Result	Score	Overall	GF-GA
1975	N	W	2-0	1-0-0	2-0

American (2-1-1; 1-0-1 home, 0-0-0 away, 1-1-0 neutral)

Date	Site	Result	Score	Overall	GF-GA
10/3/86	N	L	6-3	0-1-0	3-6
9/25/92	N	W	3-0	1-1-0	6-6
9/15/07	H	W	6-1	2-1-0	12-7
8/29/16	H	T	1-1	2-1-1	13-8

Appalachian State (1-0-0; 0-0-0 home, 0-0-0 away, 1-0-0 neutral)

Date	Site	Result	Score	Overall	GF-GA
10/17/81	N	W	2-1	1-0-0	2-1

Barry (1-1-0; 1-0-0 home, 0-0-0 away, 0-1-0 neutral)

Date	Site	Result	Score	Overall	GF-GA
9/5/90	H	W	5-1	1-0-0	5-1
9/28/91	N	L	3-2	1-1-0	7-4

Blackburn College (4-1-0; 0-0-0 home, 4-1-0 away, 0-0-0 neutral)

Date	Site	Result	Score	Overall	GF-GA
9/13/73	A	W	3-1	1-0-0	3-1
1974	A	W	2-0	2-0-0	5-1
1975	A	W	3-1	3-0-0	8-2
1976	A	L	1-0	3-1-0	8-3
9/13/77	A	W	4-1	4-1-0	12-4

Boston University (0-2-1; 0-0-0 home, 0-1-1 away, 0-1-0 neutral)

Date	Site	Result	Score	Overall	GF-GA
10/24/86	A	L	1-0	0-1-0	0-1
10/7/88	A	T	1-1 (OT)	0-1-1	1-2
9/24/93	N	L	3-2	0-2-1	3-5

Boston College (1-1-0; 1-0-0 home, 0-1-0 away, 0-0-0 neutral)

Date	Site	Result	Score	Overall	GF-GA
10/2/83	H	W	5-1	1-0-0	5-1
11/22/15	H (&)	L	2-1	1-1-0	7-2

Bowling Green State (2-0-0; 1-0-0 home, 0-0-0 away, 1-0-0 neutral)

Date	Site	Result	Score	Overall	GF-GA
10/1/88	N	W	4-0	1-0-0	4-0
8/30/08	H	W	3-0	1-0-0	7-0

Bradley (0-1-0; 0-0-0 home, 0-0-0 away, 0-1-0 neutral)

Date	Site	Result	Score	Overall	GF-GA
9/9/11	N	L	2-1	0-1-0	0-1

Brown (1-0-0; 1-0-0 home, 0-0-0 away, 0-0-0 neutral)

Date	Site	Result	Score	Overall	GF-GA
9/18/14	H	W	3-1	1-0-0	3-1

Buffalo (1-0-0; 1-0-0 home, 0-0-0 away, 0-0-0 neutral)

Date	Site	Result	Score	Overall	GF-GA
9/18/16	H	W	3-0	1-0-0	3-0

2019 USF MEN'S SOCCER || HISTORY & RECORDS

Butler (1-2-2; 0-0-1 home, 0-1-0 away, 1-1-1 neutral)

Date	Site	Result	Score	Overall	GF-GA
10/25/92	H	T	0-0 (OT)	0-0-1	0-0
9/26/93	N	W	3-2	1-0-1	3-2
9/24/95	N	L	3-2	1-1-1	5-5
9/14/12	N	T	2-2 (2OT)	1-1-2	7-7
9/1/17	A	L	3-0 (OT)	1-2-2	7-10

California (1-0-1; 0-0-0 home, 0-0-0 away, 1-0-1 neutral)

Date	Site	Result	Score	Overall	GF-GA
9/22/89	N	W	3-2	1-0-0	3-2
9/15/91	N	T	1-1 (OT)	1-0-1	4-3

UC-Irvine (1-0-0; 1-0-0 home, 0-0-0 away, 0-0-0 neutral)

Date	Site	Result	Score	Overall	GF-GA
9/18/11	H	W	2-0	1-0-0	2-0

UCLA (0-1-0; 0-0-0 home, 0-0-0 away, 0-1-0 neutral)

Date	Site	Result	Score	Overall	GF-GA
9/15/84	N	L	3-2 (OT)	0-1-0	2-3

Cal State Chico (1-0-0; 1-0-0 home, 0-0-0 away, 0-0-0 neutral)

Date	Site	Result	Score	Overall	GF-GA
9/17/88	H	W	3-1	1-0-0	3-1

Campbell (2-1-0; 1-0-0 home, 0-1-0 away, 1-0-0 neutral)

Date	Site	Result	Score	Overall	GF-GA
9/20/86	A	L	3-0	0-1-0	0-3
9/10/93	N	W	4-2	1-1-0	4-5
10/13/00	H	W	5-2	2-1-0	9-7

Central Connecticut State (1-0-0; 1-0-0 home, 0-0-0 away, 0-0-0 neutral)

Date	Site	Result	Score	Overall	GF-GA
9/30/90	H	W	3-2	1-0-0	3-2

UCF (22-6-3; 14-3-0 home, 8-3-3 away, 0-0-0 neutral)

Date	Site	Result	Score	Overall	GF-GA
9/26/79	H	W	2-1	1-0-0	2-1
10/4/80	A	T	1-1 (OT)	1-0-1	3-2
9/23/81	H	W	3-0	2-0-1	6-2
1/9/82	A	T	1-1 (OT)	2-0-2	7-3
9/14/83	H	W	2-1 (OT)	3-0-2	9-4
9/6/84	A	T	0-0 (OT)	3-0-3	9-4
10/15/85	H	W	3-2	4-0-3	12-6
10/27/87	H	L	1-0	4-1-1	12-7
10/19/88	A	L	3-2	4-2-3	14-10
9/6/89	H	W	5-1	5-2-3	19-11
9/12/90	A	W	3-1	6-2-3	22-12
9/18/91	H	W	2-0	7-2-3	24-12
10/27/92	A	W	1-0	8-2-3	25-12
10/6/93	H	W	1-0	9-2-3	26-12
10/19/94	A	W	3-0	10-2-3	29-12
11/1/98	A	W	3-2 (OT)	11-2-3	32-14
9/21/99	H	W	4-3	12-2-3	36-17
10/4/00	A	W	3-1	13-2-3	39-18
10/31/01	H	L	3-1	13-3-3	40-21
10/8/02	A	W	3-1	14-3-3	43-22
8/31/07	H	W	5-2	15-3-3	48-24

10/14/08	A	W	1-0 (OT)	16-3-3	49-24
9/1/09	H	W	2-1	17-3-3	51-25
11/18/10	A (&)	L	3-0	17-4-3	51-28
11/20/11	H (&)	W	2-1(OT)	18-4-3	53-29
10/23/13	H	L	1-0	18-5-3	53-30
10/22/14	A	W	1-0	19-5-3	54-30
10/21/15	H	W	3-1	20-5-3	57-31
9/24/16	A	W	2-1	21-5-3	59-32
11/11/16	H (+)	W	2-1 (OT)	22-5-3	61-33
9/23/17	H	W	3-2 (2OT)	23-5-3	64-35
10/20/18	A	L	2-1	23-6-3	65-36

Charleston Southern (1-0-0; 1-0-0 home, 0-0-0 away, 0-0-0 neutral)

Date	Site	Result	Score	Overall	GF-GA
9/17/79	H	W	5-0	1-0-0	5-0

Charlotte (14-10-2; 7-3-1 home, 2-5-0 away, 5-2-1 neutral)

Date	Site	Result	Score	Overall	GF-GA
11/18/77	H (+)	W	10-0	1-0-0	10-0
11/4/78	N (+)	W	3-1	2-0-0	13-1
11/4/79	N (+)	W	3-2	3-0-0	16-3
9/25/83	N	W	8-0	4-0-0	24-3
11/5/83	N (+)	T	2-2	4-0-1	26-5
11/8/85	N (+)	W	2-1	5-0-1	28-6
11/5/88	N (+)	W	2-1	6-0-1	30-7
11/4/89	N (+)	L	2-0	6-1-1	30-9
11/3/90	H	W	2-1 (OT)	7-1-1	32-10
11/9/91	H (+)	T	0-0 (OT)	7-1-2	32-10
10/11/92	A	L	3-0	7-2-2	32-13
10/13/93	H	L	3-2 (OT)	7-3-2	34-16
10/15/94	A	L	6-2	7-4-2	36-22
10/22/95	H	W	2-1	8-4-2	38-23
9/27/96	A	L	4-2	8-5-2	40-27
10/5/97	A	W	4-3 (OT)	9-5-2	44-30
11/14/97	H (+)	W	2-0	10-5-2	46-30
10/4/98	H	W	3-2	11-5-2	49-32
11/13/98	H (+)	W	1-0	12-5-2	50-32
10/3/99	H	W (forfeit)	1-0	13-5-2	51-32
10/8/00	A	L	2-1	13-6-2	52-34
11/11/01	H	L	1-0	13-7-2	52-35
9/29/02	A	L	1-0	13-8-2	52-36
9/12/03	H	L	2-1	13-9-2	53-38
11/12/03	N (+)	L	2-1	13-10-2	54-40
9/11/04	A	W	1-0 (2OT)	14-10-2	55-40

Cincinnati (14-7-5; 7-2-2 home, 5-4-3 away, 2-1-0 neutral)

Date	Site	Result	Score	Overall	GF-GA
10/20/95	H	L	2-1	0-1-0	1-2
11/9/95	N (+)	W	3-0	1-1-0	4-2
10/4/96	A	W	4-0	2-1-0	8-2
9/26/97	H	T	1-1 (OT)	2-1-1	9-3
9/25/98	A	W	3-0	3-1-1	12-3
9/10/99	H	L	2-1	3-2-1	13-5
9/23/00	A	W	4-3	4-2-1	17-8
9/22/01	H	W	4-2	5-2-1	21-10
10/5/02	A	L	2-0	5-3-1	21-12
11/14/02	N (+)	L	3-2 (OT)	5-4-1	23-15
9/27/03	H	T	1-1 (2OT)	5-4-2	24-16

2019 USF MEN'S SOCCER II HISTORY & RECORDS

10/16/04	A	L	1-0	5-5-2	24-17
10/29/05	H	W	2-1 (OT)	6-5-2	26-18
10/7/06	A	T	0-0 (2OT)	6-5-3	26-18
10/27/07	H	W	3-2 (2OT)	7-5-3	29-20
10/28/08	A	L	1-0	7-6-3	29-21
10/3/09	H	W	2-0	8-6-3	31-21
10/20/10	A	T	1-1 (2OT)	8-6-4	32-22
10/26/11	N	W	3-0	9-6-4	35-22
10/3/12	A	T	0-0 (2OT)	9-6-5	35-22
10/9/13	H	W	4-1	10-6-5	39-23
10/11/14	A	W	3-1	11-6-5	42-24
10/10/15	H	W	3-0	12-6-5	45-24
10/1/16	A	L	2-1	12-7-5	46-26
9/30/17	H	W	5-2	13-7-5	51-28
10/27/18	A	W	6-2	14-7-2	57-30

Clemson (1-10-2; 1-2-2 home, 0-6-0 away, 0-2-0 neutral)

Date	Site	Result	Score	Overall	GF-GA
10/1/72	H	T	1-1 (OT)	0-0-1	1-1
11/4/73	A	L	2-0	0-1-1	1-3
12/2/73	A (&)	L	1-0 (4OT)	0-2-1	1-4
1974	H	L	2-1	0-3-1	2-6
1975	A (&)	L	3-0	0-4-1	2-9
11/7/79	A	L	3-0	0-5-1	2-12
10/25/80	H	W	2-1 (OT)	1-5-1	4-13
10/16/81	A	L	2-0	1-6-1	4-15
1982	H	T	2-2 (OT)	1-6-2	6-17
10/16/83	A	L	1-0	1-7-2	6-17
9/6/98	N	L	2-1	1-8-2	7-19
9/7/03	N	L	2-1	1-9-2	8-21
9/27/16	H	L	1-0 (OT)	1-10-2	8-22

Cleveland State (1-1-0; 1-0-0 home, 0-0-0 away, 0-1-0 neutral)

Date	Site	Result	Score	Overall	GF-GA
10/6/78	N	L	2-0	0-1-0	0-2
10/9/83	H	W	3-2	1-1-0	3-4

Coastal Carolina (1-0-0; 0-0-0 home, 0-0-0 away, 1-0-0 neutral)

Date	Site	Result	Score	Overall	GF-GA
9/15/00	N	W	3-1	1-0-0	3-1

Colgate (1-0-0; 1-0-0 home, 0-0-0 away, 0-0-0 neutral)

Date	Site	Result	Score	Overall	GF-GA
11/23/08	H	W	2-1	1-0	2-1

College of Charleston (1-1-0; 0-0-0 home, 0-1-0 away, 1-0-0 neutral)

Date	Site	Result	Score	Overall	GF-GA
10/23/94	A	L	3-2	0-1-0	2-3
10/15/99	N	W	3-2	1-1-0	5-5

Colorado College (1-1-0; 0-0-0 home, 1-1-0 away, 0-0-0 neutral)

Date	Site	Result	Score	Overall	GF-GA
10/4/73	A	W	3-0	1-0-0	3-0
1976	A	L	1-0	1-1-0	3-1

Connecticut (3-12-4; 1-5-1 home, 1-7-1 away, 0-0-2 neutral)

Date	Site	Result	Score	Overall	GF-GA
10/9/88	A	L	3-0	0-1-0	0-3
9/1/89	H	L	1-0	0-2-0	0-4
9/13/98	A	L	2-1	0-3-0	1-6
10/13/05	A (+)	L	1-0	0-4-0	1-7
9/20/07	H	L	2-1	0-5-0	2-9
11/10/07	A (+)	L	2-0	0-6-0	2-11
12/2/07	A (&)	L	5-0	0-7-0	2-16
9/24/10	A	L	4-0	0-8-0	2-20
9/27/13	H	T	1-1 (2OT)	0-8-1	3-21
11/17/13	N	T	0-0 (6-5 PK)	0-8-2	3-21
9/27/14	A	W	1-0 (OT)	1-8-2	4-21
11/1/14	H	L	1-0	1-9-2	4-22
11/14/14	A	T	0-0 (2-0 PK)	1-9-3	4-22
9/26/15	H	W	1-0	2-9-3	5-22
10/31/15	A	L	2-1	2-10-3	6-23
11/13/15	H (+)	L	2-1 (OT)	2-11-3	7-25
10/15/16	A	W	1-0	3-11-3	8-25
10/13/17	H	L	2-0	3-12-3	8-27
9/22/18	A	T	2-2 (2OT)	3-12-4	10-29

Creighton (0-4-0; 0-1-0 home, 0-1-0 away, 0-2-0 neutral)

Date	Site	Result	Score	Overall	GF-GA
9/27/91	N	L	3-1	0-1-0	1-3
12/4/11	N	L (&)	1-0	0-2-0	1-4
9/8/17	A	L	2-0	0-3-0	1-6
9/3/18	H	L	2-1	0-4-0	2-8

CSU Bakersfield (1-0-0; 1-0-0 home, 0-0-0 away, 0-0-0 neutral)

Date	Site	Result	Score	Overall	GF-GA
10/1/13	H	W	3-0	1-0-0	3-0

C.W. Post (1-0-0; 1-0-0 home, 0-0-0 away, 0-0-0 neutral)

Date	Site	Result	Score	Overall	GF-GA
1982	H	W	6-2	1-0-0	6-2

Dartmouth (0-1-1; 0-0-0 home, 0-0-0 away, 0-1-1 neutral)

Date	Site	Result	Score	Overall	GF-GA
10/21/09	H	W	1-0	1-0-0	1-0
9/11/11	N	T	3-3(2OT)	0-1-1	4-3

Davidson (1-0-0; 0-0-0 home, 0-0-0 away, 1-0-0 neutral)

Date	Site	Result	Score	Overall	GF-GA
10/17/93	N	W	4-1	1-0-0	4-1

Davis & Elkins College (0-1-0; 0-0-0 home, 0-0-0 away, 0-1-0 neutral)

Date	Site	Result	Score	Overall	GF-GA
10/7/77	N	L	3-1	0-1-0	1-3

Denver (4-1-0; 1-0-0 home, 3-1-0 away, 0-0-0 neutral)

Date	Site	Result	Score	Overall	GF-GA
10/17/70	A	W	2-0	1-0-0	2-0
10/3/73	A	W	7-0	2-0-0	9-0
1976	A	W	2-0	3-0-0	11-0
10/15/14	H	W	3-0	4-0-0	14-0
9/29/15	A	L	1-0	4-1-0	15-1

2019 USF MEN'S SOCCER || HISTORY & RECORDS

DePaul (15-4-0; 10-0-0 home, 5-4-0 away, 0-0-0 neutral)

Date	Site	Result	Score	Overall	GF-GA
11/5/95	H	W	2-0	1-0-0	2-0
10/20/96	A	W	2-1	2-0-0	4-1
11/12/96	H (+)	W	2-0	3-0-0	6-1
10/19/97	H	W	3-0	4-0-0	9-1
10/16/98	A	W	4-0	5-0-0	13-1
10/31/99	H	W	1-0	6-0-0	14-1
10/25/00	A	W	4-2	7-0-0	18-3
10/26/01	H	W	2-0	8-0-0	20-3
11/3/02	A	L	1-0	8-1-0	20-4
11/9/03	H	W	2-1	9-1-0	22-5
9/8/04	A	W	1-0 (OT)	10-1-0	23-5
10/12/05	H	W	3-1	11-1-0	27-6
9/27/06	A	L	2-1	11-2-0	28-8
10/16/07	H	W	2-0	12-2-0	30-8
10/7/08	A	L	1-0	12-3-0	30-9
10/28/09	H	W	1-0	13-3-0	31-9
10/13/10	A	W	1-0	14-3-0	32-9
10/12/11	H	W	2-0	15-3-0	34-9
10/26/12	A	L	3-2	15-4-0	36-12

Detroit Mercy (1-0-0; 1-0-0 home, 0-0-0 away, 0-0-0 neutral)

Date	Site	Result	Score	Overall	GF-GA
10/29/13	H	W	1-0	1-0-0	1-0

Drake (1-0-0; 1-0-0 home, 0-0-0 away, 0-0-0 neutral)

Date	Site	Result	Score	Overall	GF-GA
9/9/90	H	W	3-1	1-0-0	3-1

Drexel (1-0-0; 0-0-0 home, 0-0-0 away, 1-0-0 neutral)

Date	Site	Result	Score	Overall	GF-GA
9/18/10	N	W	1-0	1-0-0	1-0

Duke (2-4-0; 0-0-0 home, 1-4-0 away, 1-0-0 neutral)

Date	Site	Result	Score	Overall	GF-GA
10/26/67	N	W	3-2	1-0-0	3-2
1982	A (&)	L	2-1	1-1-0	4-4
9/13/85	A	L	2-0	1-2-0	4-6
9/8/01	A	W	2-1 (OT)	2-2-0	6-7
11/5/03	A	L	5-2	2-3-0	8-12
9/3/06	A	L	1-0	2-4-0	8-13

East Carolina (5-0-0; 3-0-0 home, 2-0-0 away, 0-0-0 neutral)

Date	Site	Result	Score	Overall	GF-GA
1982	H	W	3-1	1-0-0	3-1
10/7/01	A	W	1-0	2-0-0	4-1
9/7/02	H	W	4-0	3-0-0	8-1
10/24/03	A	W	1-0	4-0-0	9-1
11/3/04	H	W	4-1	5-0-0	13-2

East Stroudsburg (1-1-0; 1-1-0 home, 0-0-0 away, 0-0-0 neutral)

Date	Site	Result	Score	Overall	GF-GA
1976	H	L	1-0	0-1-0	0-1
1977	H	W	2-0	1-1-0	2-1

Eastern Florida State (1-0-0; 1-0-0 home, 0-0-0 away, 0-0-0 neutral)

Date	Site	Result	Score	Overall	GF-GA
8/14/18	H (^)	W	4-1	1-0-0	4-1

Eastern Michigan (2-0-0; 2-0-0 home, 0-0-0 away, 0-0-0 neutral)

Date	Site	Result	Score	Overall	GF-GA
9/21/84	H	W	2-1	1-0-0	2-1
9/20/85	H	W	5-0	2-0-0	7-1

Eckerd College (9-2-0; 7-0-0 home, 2-2-0 away, 0-0-0 neutral)

Date	Site	Result	Score	Overall	GF-GA
9/27/68	H	W	5-1	1-0-0	5-1
11/6/70	H	W	8-0	2-0-0	13-1
1974	A	L	2-1	2-1-0	14-3
11/2/77	H	W	7-0	3-1-0	21-3
11/8/78	A	L	1-0	3-2-0	21-4
9/23/79	H	W	3-2	4-2-0	24-6
11/12/80	A	W	5-0	5-2-0	29-6
10/3/81	H	W	3-2	6-2-0	31-8
1982	A	W	6-1	7-2-0	37-9
9/21/83	H	W	11-1	8-2-0	48-10
9/3/86	H	W	5-0	9-2-0	53-10

Embry Riddle (1-0-0; 1-0-0 home, 0-0-0 away, 0-0-0 neutral)

Date	Site	Result	Score	Overall	GF-GA
11/15/68	H	W	5-2	1-0-0	5-2

Erskine College (1-0-0; 0-0-0 home, 1-0-0 away, 0-0-0 neutral)

Date	Site	Result	Score	Overall	GF-GA
11/5/79	A	W	4-0	1-0-0	4-0

Evansville (1-1-1; 0-1-1 home, 0-0-0 away, 1-0-0 neutral)

Date	Site	Result	Score	Overall	GF-GA
9/22/84	H	L	2-1	0-1-0	1-2
9/21/85	H	T	0-0 (OT)	0-1-1	1-2
9/5/97	N	W	3-2 (OT)	1-1-1	4-4

Fairleigh Dickinson (1-0-0; 0-0-0 home, 0-0-0 away, 1-0-0 neutral)

Date	Site	Result	Score	Overall	GF-GA
10/29/04	N	W	2-0	1-0-0	2-0

Federal City (0-1-0; 0-1-0 home, 0-0-0 away, 0-0-0 neutral)

Date	Site	Result	Score	Overall	GF-GA
1974	H	L	1-0	0-1-0	0-1

Flagler College (5-1-0; 5-1-0 home, 0-0-0 away, 0-0-0 neutral)

Date	Site	Result	Score	Overall	GF-GA
1976	H	W	5-0	1-0-0	5-0
1982	H	W	4-2	2-0-0	9-2
10/5/83	H	W	5-3	3-0-0	14-5
10/9/85	H	L	2-1	3-1-0	15-7
9/6/86	H	W	4-1	4-1-0	19-8
9/29/87	H	W	3-1 (OT)	5-1-0	22-9

2019 USF MEN'S SOCCER II HISTORY & RECORDS

Florida (3-3-1; 2-1-0 home, 1-2-1 away, 0-0-0 neutral)

Date	Site	Result	Score	Overall	GF-GA
10/30/65	H	L	3-0	0-1-0	0-3
11/13/65	A	L	4-1	0-2-0	1-7
10/22/66	H	W	4-1	1-2-0	5-8
11/12/66	A	T	2-2	1-2-1	7-10
11/3/67	H	W	7-1	2-2-1	14-11
11/25/67	A	L	2-1	2-3-1	15-13
11/16/68	A	W	5-0	3-3-1	20-13

FAU (12-3-2; 11-1-0 home, 1-2-2 away, 0-0-0 neutral)

Date	Site	Result	Score	Overall	GF-GA
9/8/83	H	W	10-1	1-0-0	10-1
9/21/93	H	W	3-2	2-0-0	13-3
9/28/94	H	W	7-2	3-0-0	20-5
10/25/96	H	W	6-0	4-0-0	26-5
10/10/97	A	L	3-1	4-1-0	27-8
9/20/98	H	L	2-1 (OT)	4-2-0	28-10
9/12/99	H	W	5-1	5-2-0	33-11
9/13/99	A	L	2-1	5-3-0	34-13
9/25/01	H	W	2-1 (2OT)	6-3-0	36-14
9/22/02	A	W	4-2	7-3-0	40-16
8/29/03	H	W	4-3 (2OT)	8-3-0	44-19
10/4/06	H	W	1-0 (OT)	9-3-0	45-19
10/9/07	A	T	1-1 (2OT)	9-3-1	46-20
10/21/08	H	W	3-0	10-3-1	49-20
10/14/09	H	W	3-2	11-3-1	52-22
10/6/10	A	T	0-0 (2OT)	11-3-2	52-22
9/10/18	H	W	4-1	12-3-2	56-23

Florida Gulf Coast (4-4-4; 2-1-4 home, 2-3-0 away, 0-0-0 neutral)

Date	Site	Result	Score	Overall	GF-GA
9/4/09	A	W	1-0	1-0-0	1-0
9/1/10	H	L	1-2	1-1-0	2-2
10/4/11	A	W	2-0	2-1-0	4-2
9/25/12	H	W	3-0	3-1-0	7-2
11/15/12	H (&)	T	0-0 (5-3PKs)	3-1-1	7-2
8/30/13	H	T	2-2	3-1-2	9-4
8/29/14	A	L	2-0	3-2-2	9-6
9/19/15	H	W	2-1	4-2-2	11-7
10/11/16	A	L	3-2	4-3-2	13-10
11/17/16	H (&)	T	2-2(3-0 PK)	4-3-3	15-12
10/24/17	H	T	1-1	4-3-4	16-13
9/15/18	A	L	5-3	4-4-4	19-18

FIU (13-14-3; 7-7-0 home, 5-7-3 away, 1-0-0 neutral)

Date	Site	Result	Score	Overall	GF-GA
1974	A	T	2-2 (OT)	0-0-1	2-2
1975	A	W	3-1	1-0-1	5-3
1976	H	W	2-1	2-0-1	7-4
10/1/77	A	L	2-0	2-1-1	7-6
10/10/79	H	W	2-1	3-1-1	9-7
10/1/80	H	W	1-0	4-1-1	10-7
9/26/81	A	W	3-2	5-1-1	13-9
1982	H	W	4-3	6-1-1	17-12
10/10/86	H	L	3-2	6-2-1	19-15
10/10/87	A	T	1-1 (OT)	6-2-2	20-16
9/24/88	H	L	1-0	6-3-2	20-17

9/30/89	A	L	4-3 (OT)	6-4-2	23-21
10/13/90	H	L	5-3	6-5-2	26-26
10/19/91	A	L	2-1	6-6-2	27-28
10/17/92	H	W	1-0 (OT)	7-6-2	28-28
10/19/93	A	T	3-3 (OT)	7-6-3	31-31
11/2/96	H	L	2-1	7-7-3	32-33
11/23/96	A (&)	L	6-1	7-8-3	33-39
10/26/97	A	L	6-0	7-9-3	33-45
11/21/97	A (&)	W	3-1	8-9-3	36-46
9/2/01	H	W	1-0	9-9-3	37-46
10/27/02	A	L	3-2 (OT)	9-10-3	39-49
10/18/03	H	L	1-0	9-11-3	39-50
10/3/04	A	W	2-1	10-11-3	41-51
9/2/05	H	L	1-0	10-12-3	41-52
8/25/06	A	W	1-0	11-12-3	42-52
9/7/07	N	W	1-0	12-12-3	43-52
9/13/08	H	W	2-1	13-12-3	44-53
10/17/17	H	L	2-1	13-13-3	45-54
10/23/18	A	L	3-2 (2OT)	13-14-3	47-57

FIT - Jensen Beach (1-0-0; 1-0-0 home, 0-0-0 away, 0-0-0 neutral)

Date	Site	Result	Score	Overall	GF-GA
11/15/80	H	W	13-2	1-0-0	13-2

Florida State (2-0-0; 2-0-0 home, 0-0-0 away, 0-0-0 neutral)

Date	Site	Result	Score	Overall	GF-GA
11/5/66	H	W	4-0	1-0-0	4-0
10/14/67	H	W	9-0	2-0-0	13-0

Florida Tech (2-2-0; 2-2-0 home, 0-0-0 away, 0-0-0 neutral)

Date	Site	Result	Score	Overall	GF-GA
1974	H	W	2-1	1-0-0	2-1
1975	A	W	4-1	2-0-0	6-2
1976	H	T	1-1	2-0-1	7-3
1977	H	W	3-1	3-0-1	10-4
1978	A	W	3-1	4-0-1	13-5
11/10/79	H	W	12-0	5-0-1	25-5
10/31/87	H	L	3-1	5-1-1	26-8
10/26/88	H	W	2-0	6-1-1	28-8
10/31/89	H	L	2-0	6-2-1	28-10

Florida Southern (11-0-0; 7-0-0 home, 4-0-0 away, 0-0-0 neutral)

Date	Site	Result	Score	Overall	GF-GA
9/25/65	H	W	4-3	1-0-0	4-3
10/15/66	A	W	4-1	2-0-0	8-4
10/7/67	A	W	2-0	3-0-0	10-4
10/11/68	H	W	6-1	4-0-0	16-5
9/22/78	H	W	10-0	5-0-0	26-5
9/20/79	A	W	4-0	6-0-0	30-5
9/23/80	H	W	12-0	7-0-0	42-5
10/10/81	A	W	2-1	8-0-0	44-6
1982	H	W	6-0	9-0-0	50-6
9/10/83	H	W	10-0	10-0-0	60-6
11/6/96	H	W	9-2	11-0-0	69-8

2019 USF MEN'S SOCCER II HISTORY & RECORDS

Fordham (2-1-0; 2-1-0 home, 0-0-0 away, 0-0-0 neutral)

Date	Site	Result	Score	Overall	GF-GA
10/19/86	H	W	3-2	1-0-0	3-2
11/3/91	H	W	4-1	2-0-0	7-3
8/27/06	H	L	2-1	2-1-0	8-5

Fresno State (0-1-0; 0-0-0 home, 0-1-0 away, 0-0-0 neutral)

Date	Site	Result	Score	Overall	GF-GA
9/16/89	A	L	3-2 (OT)	0-1-0	2-3

Furman (1-2-0; 0-0-0 home, 1-1-0 away, 0-1-0 neutral)

Date	Site	Result	Score	Overall	GF-GA
9/3/99	N	L	2-1	0-1-0	1-2
9/17/00	A	L	4-2	0-2-0	3-6
9/5/03	A	W	2-1	1-2-0	5-7

George Mason (0-1-0; 0-0-0 home, 0-0-0 away, 0-1-0 neutral)

Date	Site	Result	Score	Overall	GF-GA
9/6/87	N	L	1-0	0-1-0	0-1

George Washington (0-1-0; 0-0-0 home, 0-1-0 away, 0-0-0 neutral)

Date	Site	Result	Score	Overall	GF-GA
10/26/86	A	L	4-2	0-1-0	2-4

Georgetown (5-1-0; -0-0 home, 1-0-0 away, 0-1-0 neutral)

Date	Site	Result	Score	Overall	GF-GA
9/11/98	N	L	2-0	0-1-0	0-2
9/18/05	H	W	3-1	1-1-0	3-3
11/7/07	H	W	4-0	2-1-0	7-3
9/19/08	A	W	2-1	3-1-0	9-4
11/9/08	H (+)	W	2-1	4-1-0	11-5
8/31/15	H	W	2-0	5-1-0	13-5

Georgia (1-0-0; 1-0-0 home, 0-0-0 away, 0-0-0 neutral)

Date	Site	Result	Score	Overall	GF-GA
10/4/69	H	W	8-0	1-0-0	8-0

Georgia Southern (7-2-0; 4-2-0 home, 3-0-0 away, 0-0-0 neutral)

Date	Site	Result	Score	Overall	GF-GA
10/31/93	H	W	3-0	1-0-0	3-0
10/30/94	H	L	1-0	1-1-0	3-1
9/6/95	A	W	4-2	2-1-0	7-3
8/31/96	A	W	3-2	3-1-0	10-5
8/30/97	H	L	4-3	3-2-0	13-9
10/8/98	A	W	1-0	4-2-0	14-9
10/28/99	H	W	6-0	5-2-0	20-9
10/1/14	H	W	3-0	6-2-0	23-9
9/11/15	H	W	2-1	7-2-0	25-10

Georgia State (8-1-0; 6-0-0 home, 0-0-0 away, 2-1-0 neutral)

Date	Site	Result	Score	Overall	GF-GA
10/9/70	H	W	12-0	1-0-0	12-0
1976	H	W	6-1	2-0-0	18-1
1976	N (+)	W	6-1	3-0-0	24-2
11/3/78	N (+)	L	2-1	3-1-0	25-4
11/9/80	N (+)	W	2-1	4-1-0	27-5
10/1/84	H	W	4-0	5-1-0	31-5
10/15/89	H	W	4-0	6-1-0	35-5

10/26/96	H	W	2-1	7-1-0	37-5
9/2/11	H	W	1-0	8-1-0	38-5

Georgia Tech (1-0-0; 1-0-0 home, 0-0-0 away, 0-0-0 neutral)

Date	Site	Result	Score	Overall	GF-GA
10/10/70	H	W	11-1	1-0-0	11-1

Harris-Stowe College (3-0-0; 0-0-0 home, 3-0-0 away, 0-0-0 neutral)

Date	Site	Result	Score	Overall	GF-GA
1976	A	W	4-2	1-0-0	4-2
9/15/77	A	W	2-1	2-0-0	6-3
10/19/80	A	W	4-1	3-0-0	10-4

Hartford (0-1-0; 0-0-0 home, 0-0-0 away, 0-1-0 neutral)

Date	Site	Result	Score	Overall	GF-GA
9/29/96	N	L	1-0	0-1-0	0-1

Harvard (1-0-0; 1-0-0 home, 0-0-0 away, 0-0-0 neutral)

Date	Site	Result	Score	Overall	GF-GA
11/25/08	H (&)	W	2-1	1-0-0	2-1

High Point (1-0-0; 1-0-0 home, 0-0-0 away, 0-0-0 neutral)

Date	Site	Result	Score	Overall	GF-GA
10/17/78	H	W	4-0	1-0-0	4-0

Houston Baptist (1-0-0; 1-0-0 home, 0-0-0 away, 0-0-0 neutral)

Date	Site	Result	Score	Overall	GF-GA
9/12/86	H	W	5-1	1-0-0	5-1

Howard (0-1-1; 0-0-1 home, 0-1-0 away, 0-0-0 neutral)

Date	Site	Result	Score	Overall	GF-GA
11/11/72	H	T	2-2 (OT)	0-0-1	2-2
1974	N	L	3-0	0-1-1	2-5

Illinois-Chicago (1-0-0; 1-0-0 home, 0-0-0 away, 0-0-0 neutral)

Date	Site	Result	Score	Overall	GF-GA
1976	H	W	2-0	1-0-0	2-0

Illinois State (1-0-0; 0-0-0 home, 0-0-0 away, 1-0-0 neutral)

Date	Site	Result	Score	Overall	GF-GA
9/22/90	N	W	5-2	1-0-0	5-2

Indiana (1-4-1; 1-1-0 home, 0-2-0 away, 0-2-0 neutral)

Date	Site	Result	Score	Overall	GF-GA
11/11/84	H	W	3-1	1-0-0	3-1
10/29/93	H	L	3-1	1-1-0	4-4
12/7/97	A (&)	L	6-0	1-2-0	4-10
9/5/08	N	T	0-0 (20T)	1-2-1	4-10
9/6/15	N	L	2-0	1-3-1	4-12
9/3/17	A	L	3-0	1-4-1	4-15

Iona (1-0-0; 1-0-0 home, 0-0-0 away, 0-0-0 neutral)

Date	Site	Result	Score	Overall	GF-GA
9/8/12	H	W	2-1	1-0-0	2-1

2019 USF MEN'S SOCCER HISTORY & RECORDS

Jacksonville (33-9-2; 19-4-1 home, 14-5-1 away, 3-0-0 neutral)

Date	Site	Result	Score	Overall	GF-GA
10/9/65	A	L	4-1	0-1-0	1-4
10/23/65	H	W	2-1	1-1-0	3-5
10/8/66	A	W	2-0	2-1-0	5-5
12/3/66	H	W	7-1	3-1-0	12-6
10/12/71	H	W	9-2	4-1-0	21-8
10/9/72	A	W	4-2	5-1-0	25-10
10/13/73	H	W	4-0	6-1-0	29-10
1974	A	W	1-0	7-1-0	30-10
1975	H	W	7-0	8-1-0	37-10
1976	A	W	6-0	9-1-0	43-10
10/13/77	H	L	3-2	9-2-0	45-14
11/19/77	H (+)	W	4-3	10-2-0	49-17
10/21/78	A	L	3-1	10-3-0	50-20
9/29/79	H	L	2-1	10-4-0	51-22
11/3/79	N (+)	W	1-0	11-4-0	52-22
10/11/80	A	W	5-1	12-4-0	57-23
10/21/81	H	W	4-1	13-4-0	61-24
11/7/81	H (+)	W	3-0	14-4-0	64-24
1982	A	W	2-0	15-4-0	66-24
1982	H (+)	W	2-0	16-4-0	68-24
9/28/83	H	W	12-0	17-4-0	80-23
9/26/84	A	W	1-0 (OT)	18-4-0	81-24
9/24/85	H	W	2-0	19-4-0	83-24
11/7/85	N (+)	W	3-0	20-4-0	86-24
11/7/86	H (+)	W	1-0	21-4-0	87-24
9/26/87	A	T	0-0 (OT)	21-4-1	87-24
11/7/87	N (+)	W	2-0	22-4-1	89-24
10/4/88	H	W	6-1	23-4-1	95-25
10/4/89	A	L	2-1	23-5-1	96-27
10/10/90	H	W	1-0	24-5-1	97-27
11/12/91	A	W	1-0	25-5-1	98-27
9/23/92	H	W	3-1	26-5-1	101-28
9/8/93	A	W	2-0	27-5-1	103-28
9/20/94	H	W	3-1	28-5-1	106-29
10/9/96	H	W	5-0	29-5-1	111-29
9/14/97	A	L	5-4 (OT)	29-6-1	115-34
9/1/98	H	L	2-1 (OT)	29-7-1	116-36
9/25/99	A	L	3-2 (OT)	29-8-1	118-39
10/22/00	H	W	2-1	30-8-1	120-40
9/10/02	A	W	1-0 (OT)	31-8-1	121-40
8/31/03	H	T	0-0 (2OT)	31-8-2	121-40
9/1/04	A	W	3-2	32-8-2	124-42
9/4/05	H	W	6-3	33-8-2	130-45
9/8/16	H	L	2-0	33-9-2	130-47

James Madison (2-0-0; 1-0-0 home, 0-0-0 away, 1-0-0 neutral)

Date	Site	Result	Score	Overall	GF-GA
11/19/72	H	W	2-1 (OT)	1-0-0	2-1
10/9/77	N	W	1-0	2-0-0	3-1

Kentucky (1-1-0; 0-1-0 home, 0-0-0 away, 1-0-0 neutral)

Date	Site	Result	Score	Overall	GF-GA
10/28/94	H	L	2-1	0-1-0	1-2
9/22/13	N	W	2-0	1-1-0	3-2

LaFayette (1-0-0; 1-0-0 home, 0-0-0 away, 0-0-0 neutral)

Date	Site	Result	Score	Overall	GF-GA
8/31/01	H	W	1-0	1-0-0	1-0

Lehigh (1-0-0; 0-0-0 home, 0-0-0 away, 1-0-0 neutral)

Date	Site	Result	Score	Overall	GF-GA
9/3/94	N	W	6-4	1-0-0	6-4

Lipscomb (1-0-0; 1-0-0 home, 0-0-0 away, 0-0-0 neutral)

Date	Site	Result	Score	Overall	GF-GA
8/28/17	H	W	3-0	1-0-0	3-0

Louisville (14-7-4; 8-3-3 home, 5-3-1 away, 1-1-0 neutral)

Date	Site	Result	Score	Overall	GF-GA
10/23/92	H	W	10-1	1-0-0	10-1
11/5/93	A	W	3-0	2-0-0	13-1
10/8/94	H	W	3-0	3-0-0	16-1
9/10/95	A	W	2-0	4-0-0	18-1
10/6/96	H	W	6-1	5-0-0	24-2
9/28/97	H	W	2-1 (OT)	6-0-0	26-2
9/27/98	A	L	4-3	6-1-0	29-6
11/7/98	H (+)	W	2-1	7-1-0	31-8
9/18/99	A	L	4-1	7-2-0	32-12
11/11/99	N (+)	W	2-0	8-2-0	34-12
10/28/00	H	W	2-1	9-2-0	36-13
9/29/01	A	W	1-0	10-2-0	37-13
10/25/02	H	L	3-1	10-3-0	38-16
10/26/03	A	T	2-2 (2OT)	10-3-1	40-18
11/6/04	H	W	3-1	11-3-1	43-19
10/26/05	A	W	4-1	12-3-1	47-20
10/18/06	H	T	1-1 (2OT)	12-3-2	48-21
10/6/07	A	L	0-1	12-4-2	48-22
10/10/08	H	W	1-0	13-4-2	49-22
10/7/09	A	L	1-0	13-5-2	49-23
10/23/10	H	L	2-1 (2OT)	13-6-2	50-25
10/18/11	A	W	3-1	14-6-2	53-26
10/17/12	H	L	2-1	14-7-2	54-27
11/3/13	A	T	0-0 (2OT)	14-7-3	54-27
9/26/17	A	T	1-1 (2OT)	14-7-4	55-28

Loyola (Md.) (4-0-0; 1-0-0 home, 0-0-0 away, 3-0-0 neutral)

Date	Site	Result	Score	Overall	GF-GA
9/7/85	H	W	3-2	1-0-0	3-2
9/27/92	N	W	4-2	2-0-0	7-4
9/8/96	N	W	2-1 (OT)	3-0-0	9-5
10/24/97	N	W	2-1 (OT)	4-0-0	11-6

Loyola Marymount (1-0-0; 1-0-0 home, 0-0-0 away, 0-0-0 neutral)

Date	Site	Result	Score	Overall	GF-GA
9/17/17	H	W	1-0	1-0-0	1-0

Lynn (0-2-1; 0-2-0 home, 0-0-0 away, 0-0-1 neutral)

Date	Site	Result	Score	Overall	GF-GA
9/29/86	H	L	3-0	0-1-0	0-3
9/9/87	H	L	2-0	0-2-0	0-5
9/21/90	N	T	1-1 (OT)	0-2-1	1-6

2019 USF MEN'S SOCCER || HISTORY & RECORDS

Marquette (9-5-1; 4-3-0 home, 4-2-0 away, 1-0-0 neutral)

Date	Site	Result	Score	Overall	GF-GA
10/29/95	A	W	2-1	1-0-0	2-1
10/16/96	H	W	3-2	2-0-0	5-3
11/17/96	N (+)	W	2-1	3-0-0	7-4
10/15/97	H	W	3-0	4-0-0	10-4
10/14/98	A	W	6-0	5-0-0	16-4
10/23/99	A	L	3-1	5-1-0	17-7
9/9/00	H	L	4-1	5-2-0	18-11
11/7/01	H	W	1-0	6-2-0	19-11
11/15/01	H (+)	L	2-1	6-3-0	20-13
10/12/02	A	W	1-0	7-3-0	21-13
9/19/03	A	L	2-1	7-4-0	22-15
10/23/04	H	L	1-0	7-5-0	22-16
9/10/06	A	W	2-1	8-5-0	24-17
9/18/09	H	T (OT)	1-1	8-5-1	25-18
11/5/09	H (^)	W	2-1	9-5-1	27-19

Maryland (1-3-0; 0-0-0 home, 1-2-0 away, 0-1-0 neutral)

Date	Site	Result	Score	Overall	GF-GA
11/22/69	A (&)	L	4-1	0-1-0	1-4
9/3/00	N	L	3-0	0-2-0	1-7
8/22/08	A (^)	W	2-1	1-2-0	3-8
9/5/16	A	L	4-1	1-3-0	4-12

Maryland-Baltimore County (1-1-0; 1-0-0 home, 0-1-0 away, 0-0-0 neutral)

Date	Site	Result	Score	Overall	GF-GA
9/14/72	H	W	5-2	1-0-0	5-2
11/21/72	A	L	1-0	1-1-0	5-3

Memphis (16-4-4; 12-3-1 home, 4-1-3 away, 0-0-0 neutral)

Date	Site	Result	Score	Overall	GF-GA
10/19/84	H	W	2-0	1-0-0	2-0
9/18/92	H	W	4-0	2-0-0	6-0
10/13/95	A	W	4-0	3-0-0	10-0
9/22/96	H	W	6-1	4-0-0	16-1
11/15/96	H (+)	W	3-0	5-0-0	19-1
9/19/97	A	T	2-2 (OT)	5-0-1	21-3
11/8/97	H (+)	W	4-2	6-0-1	25-4
9/18/98	H	T	3-3 (OT)	6-0-2	28-7
11/15/98	H (+)	W	2-1 (2OT)	7-0-2	30-8
11/5/99	A	W	1-0	8-0-2	31-8
9/29/00	H	L	3-2	8-1-2	33-11
10/28/01	A	W	5-2	9-1-2	38-13
9/20/02	H	W	4-2	10-1-2	42-15
11/1/03	A	W	2-1	11-1-2	44-16
10/9/04	H	W	2-0	12-1-2	48-16
10/5/13	A	L	2-0	12-2-2	48-18
10/25/14	H	L	2-1	12-3-2	49-20
11/8/14	H	W	4-2	13-3-2	53-22
10/16/15	A	T	0-0	13-3-3	53-22
11/7/15	H (+)	W	1-0	14-3-3	54-22
10/22/16	H	W	1-0	15-3-3	55-22
10/21/17	A	T	1-1 (2OT)	15-3-4	56-23
11/2/18	H	W	2-0	16-3-4	58-23
11/6/18	H (+)	L	3-1	16-4-4	58-26

Mercer (4-0-0; 4-0-0 home, 0-0-0 away, 0-0-0 neutral)

Date	Site	Result	Score	Overall	GF-GA
1984	H	W	6-0	1-0-0	6-0
9/10/94	H	W	8-2	2-0-0	14-2
10/10/00	H	W	3-1	3-0-0	17-3
10/10/12	H	W	1-0	4-0-0	18-3

Miami (Fla.) (14-1-1; 10-0-0 home, 4-1-1 away, 0-0-0 neutral)

Date	Site	Result	Score	Overall	GF-GA
10/29/66	H	W	3-1	1-0-0	3-1
10/21/67	H	W	4-2	2-0-0	7-3
9/28/68	A	T	1-1 (OT)	2-0-1	8-4
11/9/68	H	W	4-1	3-0-1	12-5
11/1/69	H	W	4-1	4-0-1	16-6
10/3/70	A	W	5-1	5-0-1	21-7
10/16/71	H	W	5-0	6-0-1	26-7
10/31/72	H	W	4-1	7-0-1	30-8
10/20/73	A	W	7-0	8-0-1	37-8
1974	H	W	4-1	9-0-1	41-9
1975	A	L	3-2	9-1-1	43-12
1976	H	W	5-2	10-1-1	48-14
9/25/77	A	W	2-0	11-1-1	50-14
9/28/80	H	W	10-0	12-1-1	60-14
9/25/81	A	W	5-1	13-1-1	65-15
1982	H	W	6-1	14-1-1	71-16

Michigan (1-2-2; 1-1-1 home, 0-0-1 away, 0-1-0 neutral)

Date	Site	Result	Score	Overall	GF-GA
9/21/03	N	L	2-0	0-1-0	0-2
8/24/12	H	W	2-1	1-1-0	2-3
9/6/13	A	T	1-1	1-1-1	3-4
8/26/16	H	T	0-0 (2OT)	1-1-2	3-4
8/27/18	A	L	2-0	1-2-2	3-4

Michigan State (0-1-0; 0-0-0 home, 0-1-0 away, 0-0-0 neutral)

Date	Site	Result	Score	Overall	GF-GA
8/24/18	A	L	2-0	0-1-0	0-2

Missouri State (1-0-0; 1-0-0 home, 0-0-0 away, 0-0-0 neutral)

Date	Site	Result	Score	Overall	GF-GA
8/28/15	H	WL	2-0	1-0-0	2-0

Missouri-St. Louis (0-1-0; 0-1-0 home, 0-0-0 away, 0-0-0 neutral)

Date	Site	Result	Score	Overall	GF-GA
10/23/88	H	L	2-1	0-1-0	1-2

Navy (2-1-1; 1-0-0 home, 1-1-1 away, 0-0-0 neutral)

Date	Site	Result	Score	Overall	GF-GA
11/16/69	A (&)	W	1-0	1-0-0	1-0
11/16/70	A (&)	T	0-0 (2OT)	1-0-1	1-0
11/23/71	A (&)	L	3-1	1-1-1	2-3
9/29/90	H	W	2-0	2-1-1	4-3

New Mexico (0-1-1; 0-0-0 home, 0-1-0 away, 0-0-1 neutral)

Date	Site	Result	Score	Overall	GF-GA
9/9/05	N	L	3-2	0-1-0	2-3
11/27/11	N	T	0-0	0-1-1	2-3

2019 USF MEN'S SOCCER II HISTORY & RECORDS

North Carolina (3-3-1; 1-0-1 home, 1-1-0 away, 1-2-0 neutral)

Date	Site	Result	Score	Overall	GF-GA
10/24/67	N	W	3-1	1-0-0	3-1
11/5/71	A	W	4-1	2-0-0	7-2
1982	H	W	2-1 (OT)	3-0-0	9-3
10/12/84	H	T	1-1 (OT)	3-0-1	10-4
9/4/87	A	L	3-0	3-1-1	10-7
10/14/01	N	L	5-0	3-2-1	10-12
11/21/13	N (&)	L	1-0	3-3-1	10-13

North Carolina State (4-1-0; 0-0-0 home, 1-0-0 away, 3-1-0 neutral)

Date	Site	Result	Score	Overall	GF-GA
10/11/69	A	W	10-0	1-0-0	10-0
10/14/83	N	W	2-0	2-0-0	12-0
9/15/85	N	L	1-0	2-1-0	12-1
9/7/01	N	W	2-1 (2OT)	3-1-0	14-2
9/1/06	N	W	2-0	4-1-0	16-2

North Florida (3-0-0; 3-0-0 home, 0-0-0 away, 0-0-0 neutral)

Date	Site	Result	Score	Overall	GF-GA
9/14/15	H	W	2-0	1-0-0	2-0
9/14/16	H	W	1-0	2-0-0	3-0
9/20/17	H	W	5-1	3-0-0	8-1

UNC-Asheville (1-0-0; 1-0-0 home, 0-0-0 away, 0-0-0 neutral)

Date	Site	Result	Score	Overall	GF-GA
10/21/87	H	W	5-1	1-0-0	5-1

UNC-Greensboro (1-2-1; 0-1-1 home, 1-0-0 away, 0-1-0 neutral)

Date	Site	Result	Score	Overall	GF-GA
9/22/95	N	L	1-0	0-1-0	0-1
10/12/01	A	W	2-1 (OT)	1-1-0	2-2
9/13/02	H	L	4-3	1-2-0	5-6
11/29/08	H	T (&)	1-1 (2OT)	1-2-1	6-7

UNC-Wilmington (1-0-0; 0-0-0 home, 0-0-0 away, 1-0-0 neutral)

Date	Site	Result	Score	Overall	GF-GA
9/19/86	N	W	2-0	1-0-0	2-0

Northeast Louisiana (2-0-0; 2-0-0 home, 0-0-0 away, 0-0-0 neutral)

Date	Site	Result	Score	Overall	GF-GA
9/18/83	H	W	3-1	1-0-0	3-1
9/27/85	H	W	8-1	2-0-0	11-2

Northern Illinois (1-0-1; 1-0-0 home, 0-0-0 away, 0-0-1 neutral)

Date	Site	Result	Score	Overall	GF-GA
9/26/86	H	W	1-0	1-0-0	1-0
9/8/91	N	T	1-1 (OT)	1-0-1	2-1

Notre Dame (4-2-1; 3-0-0 home, 1-2-1 away, 0-0-0 neutral)

Date	Site	Result	Score	Overall	GF-GA
10/22/85	H	W	3-0	1-0-0	3-0
10/8/06	A	W	2-0	2-0-0	5-0
9/7/08	A	L	5-0	2-1-0	5-5
11/14/08	H (+)	W	2-1	3-1-0	7-6
9/20/09	H	W	2-1	4-1-0	9-7
11/8/10	A (+)	T (Lost PKs)	2-2	4-1-1	11-9
9/4/15	A	L	2-0	4-2-1	11-11

Ohio (0-1-0; 0-0-0 home, 0-0-0 away, 0-1-0 neutral)

Date	Site	Result	Score	Overall	GF-GA
10/14/72	N	L	4-1	0-1-0	1-4

Ohio State (2-0-0; 0-0-0 home, 1-0-0 away, 1-0-0 neutral)

Date	Site	Result	Score	Overall	GF-GA
9/16/10	N	W	2-1	1-0-0	2-1
9/7/18	A	W	1-0	2-0-0	3-1

Old Dominion (1-4-4; 1-1-1 home, 0-2-2 away, 0-1-1 neutral)

Date	Site	Result	Score	Overall	GF-GA
1982	H (+)	W	2-1	1-0-0	2-1
11/3/84	N (+)	L	2-1	1-1-0	3-3
11/9/85	A (+)	T	2-2	1-1-1	5-5
11/8/86	H (+)	T	2-2	1-1-2	7-7
11/6/87	A (+)	L	2-0	1-2-2	7-9
11/6/88	N (+)	T	1-1	1-2-3	8-10
11/3/89	A (+)	L	2-0	1-3-3	8-12
10/19/90	A	T	1-1 (OT)	1-3-4	9-13
9/12/14	A	L	1-0	1-4-4	9-14
10/27/15	H	T	1-1 (2OT)	1-4-4	10-15

Oneonta State (0-1-0; 0-0-0 home, 0-1-0 away, 0-0-0 neutral)

Date	Site	Result	Score	Overall	GF-GA
9/7/91	A	L	1-0	0-1-0	0-1

Penn (0-1-0; 0-1-0 home, 0-0-0 away, 0-0-0 neutral)

Date	Site	Result	Score	Overall	GF-GA
10/20/85	H	L	2-0	0-1-0	0-2

Penn State (0-2-1; 0-1-1 home, 0-1-0 away, 0-0-0 neutral)

Date	Site	Result	Score	Overall	GF-GA
11/9/84	H	L	2-1	0-1-0	1-2
10/4/86	H	T	3-3 (OT)	0-1-1	4-5
11/25/01	A (&)	L	1-0 (3OT)	0-2-1	4-6

Pfeiffer (1-0-0; 0-0-0 home, 1-0-0 away, 0-0-0 neutral)

Date	Site	Result	Score	Overall	GF-GA
10/15/78	A	W	5-0	1-0-0	5-0

Philadelphia University (1-0-0; 1-0-0 home, 0-0-0 away, 0-0-0 neutral)

Date	Site	Result	Score	Overall	GF-GA
11/6/92	H	W	1-0	1-0-0	1-0

Pittsburgh (3-0-2; 1-0-1 home, 2-0-1 away, 0-0-0 neutral)

Date	Site	Result	Score	Overall	GF-GA
9/25/05	A	W	1-0	1-0-0	1-0
9/17/06	H	T	1-1 (2OT)	1-0-1	2-1
9/28/07	A	T	1-1 (2OT)	1-0-2	3-2
9/26/08	H	W	1-0	2-0-2	4-2
9/27/09	A	W	2-1	3-0-2	6-3

Portland (1-0-0; 1-0-0 home, 0-0-0 away, 0-0-0 neutral)

Date	Site	Result	Score	Overall	GF-GA
9/7/14	H	W	2-0	1-0-0	2-0

2019 USF MEN'S SOCCER II HISTORY & RECORDS

Princeton (0-1-0; 0-0-0 home, 0-0-0 away, 0-1-0 neutral)

Date	Site	Result	Score	Overall	GF-GA
10/13/91	N	L	3-0	0-1-0	0-3

Principia College (1-0-0; 0-0-0 home, 1-0-0 away, 0-0-0 neutral)

Date	Site	Result	Score	Overall	GF-GA
9/11/71	A	W		1-0-0	---

Providence College (3-0-2; 3-0-1 home, 0-0-0 away, 0-0-1 neutral)

Date	Site	Result	Score	Overall	GF-GA
9/14/03	H	W	1-0 (OT)	1-0-0	1-0
11/11/05	N (+)	T	0-0 (20T)	1-0-1	1-0
9/23/07	H	W	3-1	2-0-1	4-1
10/1/11	H	T	1-1	2-0-2	5-2
9/22/12	H	W	1-0 (OT)	3-0-2	6-2

Quincy (1-4-0; 0-0-0 home, 1-2-0 away, 0-2-0 neutral)

Date	Site	Result	Score	Overall	GF-GA
10/18/68	A	L	4-1	0-1-0	1-4
1974	A	W	2-1	1-1-0	3-5
1975	N	L	3-1	1-2-0	4-8
1976	A	L	4-1	1-3-0	5-12
10/8/78	N	L	1-0	1-4-0	5-13

Radford (0-0-1; 0-0-0 home, 0-0-0 away, 0-0-1 neutral)

Date	Site	Result	Score	Overall	GF-GA
9/4/98	N	T	3-3 (OT)	0-0-1	3-3

Randolph-Macon (1-0-0; 0-0-0 home, 1-0-0 away, 0-0-0 neutral)

Date	Site	Result	Score	Overall	GF-GA
10/24/69	A	W	4-2	1-0-0	4-2

Rhode Island (1-0-0; 1-0-0 home, 0-0-0 away, 0-0-0 neutral)

Date	Site	Result	Score	Overall	GF-GA
9/29/10	H	W	2-0	1-0-0	2-0

Richmond (1-0-0; 0-0-0 home, 1-0-0 away, 0-0-0 neutral)

Date	Site	Result	Score	Overall	GF-GA
9/11/93	A	W	6-0	1-0-0	6-0

Robert Morris (1-0-0; 1-0-0 home, 0-0-0 away, 0-0-0 neutral)

Date	Site	Result	Score	Overall	GF-GA
9/4/11	H	W	3-1	1-0-0	3-1

Rollins College (15-7-0; 8-3-0 home, 7-4-0 away, 0-0-0 neutral)

Date	Site	Result	Score	Overall	GF-GA
11/6/65	A	L	6-4	0-1-0	4-6
12/4/65	H	W	2-1	1-1-0	6-7
11/19/66	A	W	5-1	2-1-0	11-8
11/18/67	H	W	10-1	3-1-0	21-8
10/1/71	A	W	4-0	4-1-0	25-8
10/4/72	H	W	1-0	5-1-0	26-8
11/6/73	A	W	3-0	6-1-0	29-8
1974	H	L	2-1	6-2-0	30-10
1975	A	W	2-1	7-2-0	32-11
1976	H	L	2-1	7-3-0	33-13
10/15/77	A	L	2-1	7-4-0	34-15
10/3/78	H	L	2-0	7-5-0	34-17

10/6/79	A	L	2-0	7-6-0	34-19
10/8/80	H	W	3-0	8-6-0	37-19
10/7/81	A	W	5-2	9-6-0	42-21
1982	H	W	5-1	10-6-0	47-22
10/25/83	A	W	3-2	11-6-0	50-24
10/13/85	H	W	5-0	12-6-0	55-24
9/10/86	A	L	3-1	12-7-0	56-27
10/14/87	H	W	5-0	13-7-0	61-27
9/8/88	A	W	6-2	14-7-0	67-29
9/13/89	H	W	2-0	15-7-0	69-29

Rutgers (3-5-4; 2-1-1 home, 0-3-3 away, 1-1-0 neutral)

Date	Site	Result	Score	Overall	GF-GA
10/4/85	H	W	3-2	1-0-0	3-2
9/30/88	N	L	1-0	1-1-0	3-3
10/11/91	A	T	1-1 (OT)	1-1-1	4-4
10/22/05	A	L	3-0	1-2-1	4-7
9/30/06	H	L	1-0	1-3-1	4-8
10/20/07	A	L	3-1	1-4-1	5-11
11/1/08	H	W	1-0	2-4-1	6-11
10/31/09	A	L (OT)	2-1	2-5-1	7-13
10/31/11	A	T	0-0	2-5-2	7-13
10/6/12	H	T	2-2 (20T)	2-5-3	9-15
10/19/13	A	T	0-0 (20T)	2-5-4	9-15
11/15/13	N	W	2-1 (20T)	3-5-4	11-16

St. John's (6-4-1; 4-0-1 home, 2-3-0 away, 0-1-0 neutral)

Date	Site	Result	Score	Overall	GF-GA
11/30/97	A (&)	W	2-1	1-0-0	2-1
10/30/04	N	L	5-0	1-1-0	2-6
10/15/05	H	W	1-0	2-1-0	3-6
10/21/06	A	L	1-0	2-2-0	3-7
11/3/07	H	W	2-0	3-2-0	5-7
10/18/08	A	L	1-0	3-3-0	5-8
11/16/08	H	W	1-0 (OT)	4-3-0	6-8
10/10/09	H	T	1-1	4-3-1	7-9
10/30/10	A	L	2-0	4-4-1	7-11
10/8/11	H	W	3-2	5-4-1	10-13
10/20/12	A	W	2-1	6-4-1	12-14

Saint Leo (10-0-1; 6-0-1 home, 4-0-0 away, 0-0-0 neutral)

Date	Site	Result	Score	Overall	GF-GA
10/2/65	A	W	4-3	1-0-0	4-3
10/1/66	H	W	13-1	2-0-0	17-4
10/6/67	H	W	7-2	3-0-0	24-6
11/23/68	H	W	4-0	4-0-0	28-6
9/27/69	A	W	9-0	5-0-0	37-6
10/31/70	H	W	9-0	6-0-0	46-6
9/22/71	A	W	5-1	7-0-0	51-7
10/17/72	H	W	6-1	8-0-0	57-8
10/9/73	A	W	5-1	9-0-0	62-9
8/20/13	H (^)	W	1-0	10-0-0	63-9
8/19/14	H (^)	T	1-1	10-0-1	64-10

2019 USF MEN'S SOCCER II HISTORY & RECORDS

Saint Louis (5-25-3; 5-11-2 home, 0-12-1 away, 0-2-0 neutral)

Date	Site	Result	Score	Overall	GF-GA
9/30/67	A	L	1-0	0-1-0	0-1
11/11/67	H	W	1-0	1-1-0	1-1
10/5/68	A	L	3-1	1-2-0	2-4
11/8/69	H	L	3-1	1-3-0	3-7
10/24/70	A	L	5-1	1-4-0	4-12
10/23/71	H	L	4-1	1-5-0	5-16
10/28/72	A	L	1-0 (OT)	1-6-0	5-17
10/27/73	H	L	2-1	1-7-0	6-19
1974	A	L	1-0	1-8-0	6-20
1975	H	T	0-0 (OT)	1-8-1	6-20
1976	A	L	2-0	1-9-1	6-22
10/29/77	H	L	2-1	1-10-1	7-24
10/31/78	A	L	2-1	1-11-1	8-26
10/27/79	H	L	4-2	1-12-1	10-30
10/17/80	A	L	2-1	1-13-1	11-32
10/24/81	H	L	2-1	1-14-1	12-34
11/10/83	H	W	1-0	2-14-1	13-34
9/5/92	N	L	2-0	2-15-1	13-36
9/30/95	A	L	4-0	2-16-1	13-40
11/10/95	N (+)	L	3-2	2-17-1	15-43
9/20/96	H	W	3-1	3-17-1	18-44
9/21/97	A	L	3-1	3-18-1	19-47
11/16/97	H (+)	L	3-1 (OT)	3-19-1	20-50
10/23/98	H	W	2-1 (OT)	4-19-1	22-51
10/9/99	A	L	3-2	4-20-1	24-54
11/3/00	H	L	4-3	4-21-1	27-58
10/20/01	A	L	5-1	4-22-1	28-63
10/19/02	H	W	2-1	5-22-1	30-64
10/11/03	A	L	2-1 (OT)	5-23-1	31-66
9/25/04	H	T	2-2 (2OT)	5-23-2	33-68
11/11/04	N (+)	L	2-0	5-24-2	33-70
9/4/10	A	T	0-0 (2OT)	5-24-3	33-70
9/16/11	H	L	2-1	5-25-3	34-72

St. Mary's (Calif.) (1-0-0; 0-0-0 home, 1-0-0 away, 0-0-0 neutral)

Date	Site	Result	Score	Overall	GF-GA
9/13/91	A	W	3-1	1-0-0	3-1

San Diego (1-0-0; 0-0-0 home, 0-0-0 away, 1-0-0 neutral)

Date	Site	Result	Score	Overall	GF-GA
9/23/94	N	W	3-2 (OT)	1-0-0	3-2

San Francisco (1-1-0; 0-0-0 home, 0-0-0 away, 1-1-0 neutral)

Date	Site	Result	Score	Overall	GF-GA
9/17/89	N	L	1-0	0-1-0	0-1
10/2/92	N	W	3-0	1-1-0	3-1
9/10/16	H	W	2-0	2-1-0	5-1

Seattle Pacific (2-0-0; 1-0-0 home, 0-0-0 away, 1-0-0 neutral)

Date	Site	Result	Score	Overall	GF-GA
9/23/89	N	W	3-1 (OT)	1-0-0	3-1
9/21/91	H	W	2-1 (OT)	2-0-0	5-2

Seton Hall (3-0-0; 2-0-0 home, 1-0-0 away, 0-0-0 neutral)

Date	Site	Result	Score	Overall	GF-GA
9/16/05	H	W	3-2 (OT)	1-0-0	3-2
10/25/06	H (+)	W	5-1	2-0-0	8-3
9/21/08	A	W	2-0	3-0-0	10-3

South Alabama (6-4-0; 3-2-0 home, 1-1-0 away, 2-1-0 neutral)

Date	Site	Result	Score	Overall	GF-GA
1976	N (+)	W	9-1	1-0-0	9-1
11/2/79	N (+)	W	11-0	2-0-0	19-1
11/8/81	H (+)	W	2-1	3-0-0	21-2
1982	H (+)	W	5-0	4-0-0	26-2
11/2/84	A (+)	W	8-1	5-0-0	34-2
9/18/87	H	L	1-0	5-1-0	34-3
10/12/88	N	L	3-1	5-2-0	35-6
10/7/89	H	L	3-1	5-3-0	36-9
10/6/90	A	L	2-1	5-4-0	37-11
10/6/91	H	W	2-1	6-4-0	39-12

South Carolina (3-4-1; 1-2-0 home, 1-2-1 away, 1-0-0 neutral)

Date	Site	Result	Score	Overall	GF-GA
9/24/83	A	W	3-1	1-0-0	3-1
9/29/84	H	W	4-1 (OT)	2-0-0	7-2
10/16/93	A	L	5-1	2-1-0	8-7
10/1/94	H	L	3-2	2-2-0	10-10
10/17/99	A	L	3-2	2-3-0	12-13
9/9/07	N	W	2-0	3-3-0	14-13
9/6/12	H	L	1-0	3-4-0	14-14
9/20/13	A	T	1-1 (2OT)	3-4-1	15-14

USC-Spartanburg (0-1-0; 0-1-0 home, 0-0-0 away, 0-0-0 neutral)

Date	Site	Result	Score	Overall	GF-GA
10/25/89	H	L	3-2	0-1-0	2-3

SIU-Edwardsville (1-2-1; 0-0-1 home, 0-2-0 away, 1-0-0 neutral)

Date	Site	Result	Score	Overall	GF-GA
10/25/70	A	L	6-0	0-1-0	0-6
11/13/71	A	L	3-1	0-2-0	1-9
9/16/84	N	W	3-1	1-2-0	4-10
10/15/13	H	T	1-1	1-2-1	5-11

SMU (4-2-3; 2-2-1 home, 1-1-2 away, 1-0-0 neutral)

Date	Site	Result	Score	Overall	GF-GA
9/17/04	H	W	3-0	1-0-0	3-0
9/11/05	A	L	2-1 (OT)	1-1-0	4-2
8/31/12	N	W	1-0	2-1-0	5-2
10/26/13	H	W	4-1	3-1-0	9-3
10/18/14	A	T	2-2	3-1-1	11-5
10/24/15	H	T	2-2	3-1-2	13-7
10/29/16	A	W	1-0 (2OT)	4-1-2	14-7
10/29/17	H	T	0-0 (2OT)	4-1-3	14-7
10/6/18	A	T	1-1 (2OT)	4-2-3	15-8

Spring Arbor (1-0-0; 1-0-0 home, 0-0-0 away, 0-0-0 neutral)

Date	Site	Result	Score	Overall	GF-GA
10/26/81	H	W	4-0	1-0-0	4-0

2019 USF MEN'S SOCCER II HISTORY & RECORDS

Stanford (1-0-0; 0-0-0 home, 1-0-0 away, 0-0-0 neutral)

Date	Site	Result	Score	Overall	GF-GA
10/4/92	A	W	1-0	1-0-0	1-0

Stetson (26-4-1; 18-2-1 home, 8-1-0 away, 0-1-0 neutral)

Date	Site	Result	Score	Overall	GF-GA
10/16/65	H	W	3-1	1-0-0	3-1
11/20/65	A	W	2-0	2-0-0	5-1
9/24/66	H	W	4-1	3-0-0	9-2
11/26/66	A	W	4-2	4-0-0	13-4
11/4/67	H	W	3-0	5-0-0	16-4
10/21/72	H	W	5-0	6-0-0	21-4
1974	H	W	3-0	7-0-0	24-4
1975	A	W	4-1	8-0-0	28-5
10/11/78	H	W	3-0	9-0-0	31-5
10/24/84	H	W	8-0	10-0-0	39-5
10/7/86	H	L	1-0	10-1-0	39-6
10/6/87	A	W	2-1	11-1-0	41-7
9/20/88	H	L	1-0	11-2-0	41-8
9/27/89	A	L	2-1	11-3-0	42-10
9/25/90	H	W	5-0	12-3-0	47-10
9/25/91	A	W	4-0	13-3-0	51-10
9/9/92	H	W	2-1 (OT)	14-3-0	53-11
10/10/95	H	W	7-1	15-3-0	60-12
9/11/97	A	W	2-1 (OT)	16-3-0	62-13
10/30/98	N	L	3-2	16-4-0	64-16
9/20/00	H	W	4-1	17-4-0	68-17
9/12/01	A	W	3-0	18-4-0	71-17
8/31/02	H	W	1-0	19-4-0	72-17
9/22/04	H	T	2-2 (20T)	19-4-1	74-19
10/19/05	H	W	2-1 (OT)	20-4-1	76-20
11/18/05	H (&)	W	3-0	21-4-1	79-20
10/12/06	H	W	3-1	22-4-1	82-21
9/2/07	A	W	1-0	23-4-1	83-21
11/19/09	H (#)	W	2-1	24-4-1	85-22
9/2/13	H	W	1-0	25-4-1	86-22
9/25/18	H	W	3-1	26-4-1	89-23

Stony Brook (2-0-0; 2-0-0 home, 0-0-0 away, 0-0-0 neutral)

Date	Site	Result	Score	Overall	GF-GA
9/15/02	H	W	3-0	1-0-0	3-0
9/7/10	H	W	2-0	2-0-0	5-0

Syracuse (4-3-1; 2-1-1 home, 2-2-0 away, 0-0-0 neutral)

Date	Site	Result	Score	Overall	GF-GA
10/9/05	A	L	1-0	0-1-0	0-1
10/15/06	H	W	2-1 (20T)	1-1-0	2-2
10/27/07	A	L	0-1	1-2-0	2-3
10/3/08	H	T	0-0 (20T)	1-2-1	2-3
10/17/09	A	W	3-0	2-2-1	5-3
10/2/10	H	W	4-0	3-2-1	9-3
10/15/11	A	W	3-2(OT)	4-2-1	12-5
10/13/12	H	L	1-0	4-3-1	12-6

Tampa (17-9-3; 13-7-0 home, 4-2-3 away, 0-0-0 neutral)

Date	Site	Result	Score	Overall	GF-GA
10/30/73	H	W	6-0	2-0-0	15-2
1977	A	W	3-0	3-0-0	18-2
10/24/78	H	W	2-1	4-0-0	20-3
10/3/79	A	L	3-2	4-1-0	22-6
10/30/80	H	W	3-1	5-1-0	25-7
10/31/81	A	T	2-2 (OT)	5-1-1	27-9
1982	H	L	1-0	5-2-1	27-10
10/28/83	A	L	2-0	5-3-1	27-12
10/27/84	H	L	2-1 (OT)	5-4-1	28-14
11/2/85	A	W	5-2	6-4-1	33-16
11/1/86	H	W	4-1	7-4-1	37-17
10/24/87	A	W	3-2	8-4-1	40-19
10/29/88	H	W	5-0	9-4-1	45-19
10/28/89	A	W	2-1	10-4-1	47-20
10/30/90	H	L	1-0	10-5-1	48-21
10/23/91	A	T	2-2 (OT)	10-5-2	50-23
9/12/92	H	L	3-0	10-6-2	50-25
11/3/97	H	L	4-1	10-7-2	51-29
8/20/05	H (^)	W	7-0	11-7-2	58-29
8/12/06	H (^)	W	2-0	12-7-2	60-29
8/18/07	H (^)	W	2-0	13-7-2	62-29
8/16/08	A (^)	T	0-0	13-7-3	62-29
8/17/09	H (^)	W	4-1	14-7-3	66-30
8/21/10	H (^)	W	3-0	15-7-3	69-30
8/23/11	H (^)	W	2-1	16-7-3	71-31
8/18/12	H (^)	L	1-0	16-8-3	71-32
8/24/13	H (^)	W	2-1	17-8-3	73-33
8/23/14	H (^)	L	1-0	17-9-3	73-34

Temple (4-1-1; 2-0-0 home, 1-1-1 away, 1-0-0 neutral)

Date	Site	Result	Score	Overall	GF-GA
10/12/13	A	T	1-1 (2 OT)	0-0-1	1-1
11/9/13	A (+)	W	1-0	1-0-1	2-1
10/4/14	H	W	3-0	2-0-1	5-1
10/3/15	N	W	1-0	3-0-1	6-1
11/5/16	H	W	1-0	4-0-1	7-1
11/4/17	A	L	1-0	4-1-1	7-2
10/12/18	H	W	3-2 (OT)	5-1-1	10-4

Texas-Pan American (1-0-0; 1-0-0 home, 0-0-0 away, 0-0-0 neutral)

Date	Site	Result	Score	Overall	GF-GA
11/2/97	H	W (forfeit)	1-0	1-0-0	1-0

TCU (2-0-0; 1-0-0 home, 1-0-0 away, 0-0-0 neutral)

Date	Site	Result	Score	Overall	GF-GA
11/4/01	H	W	3-1	1-0-0	3-1
11/9/02	A	W	1-0 (OT)	2-0-0	4-1

Tulsa (6-3-1; 2-2-0 home, 3-0-0 away, 1-0-1 neutral)

Date	Site	Result	Score	Overall	GF-GA
9/5/99	N	W	4-2	1-0-0	4-2
9/2/12	A	W	2-1	2-0-0	6-3
11/18/12	H (&)	L	1-0 (OT)	2-1-0	6-4
10/8/14	H	L	4-3	2-2-0	9-8
11/16/14	N	T	0-0 (5-6 PK)	2-2-1	9-8
10/7/15	A	W	2-1	3-2-1	11-9

2019 USF MEN'S SOCCER II HISTORY & RECORDS

10/6/16	H	W	2-0	4-2-1	13-9
11/13/16	H(+)	T	1-1 (4-2 PK)	4-2-2	14-10
10/7/17	A	W	3-2	5-2-2	17-12
9/29/18	H	W	3-2 (2OT)	6-2-2	20-14

Valparaiso (1-0-0; 1-0-0 home, 0-0-0 away, 0-0-0 neutral)

Date	Site	Result	Score	Overall	GF-GA
9/8/09	H	W	1-0	1-0-0	1-0

Vanderbilt (1-0-0; 0-0-0 home, 1-0-0 away, 0-0-0 neutral)

Date	Site	Result	Score	Overall	GF-GA
9/7/97	A	W	4-3	1-0-0	4-3

Vermont (2-1-0; 1-0-0 home, 1-0-0 away, 0-1-0 neutral)

Date	Site	Result	Score	Overall	GF-GA
11/1/92	H	W	1-0	1-0-0	1-0
9/4/94	N	L	1-0 (OT)	1-1-0	1-1

Villanova (6-1-2; 4-0-0 home, 2-0-2 away, 0-1-0 neutral)

Date	Site	Result	Score	Overall	GF-GA
10/1/05	H	W	4-2	1-0-0	1-2
9/23/06	A	W	1-0	2-0-0	5-2
10/12/07	H	W	3-0	3-0-0	8-2
10/24/08	A	W	1-0	4-0-0	9-2
10/24/09	H	W	3-1	5-0-0	12-3
10/9/10	A	T	0-0 (2OT)	5-0-1	12-3
10/22/11	H	W	2-1	6-0-1	14-4
11/6/11	N	L	1-0	6-1-1	14-5
9/29/12	A	T	1-1 (2OT)	6-1-2	15-6

Virginia (0-2-1; 0-1-0 home, 0-1-1 away, 0-0-0 neutral)

Date	Site	Result	Score	Overall	GF-GA
10/5/85	H	L	3-2	0-1-0	2-3
9/1/00	A	L	3-2	0-2-0	4-6
11/22/05	A	T	4-4 (OT)	0-2-1	8-10

Virginia Commonwealth (4-1-2; 1-1-1 home, 3-0-1 away, 1-0-0 neutral)

Date	Site	Result	Score	Overall	GF-GA
11/8/80	N(+)	W	3-1	1-0-0	3-1
10/21/90	A	W	1-0	2-0-0	4-1
10/27/91	H	T	1-1 (OT)	2-0-1	5-2
11/8/91	H(+)	W	2-0	3-0-1	7-2
10/9/92	A	T	3-3 (OT)	3-0-2	10-5
9/18/93	H	L	3-0	3-1-2	10-8
9/17/94	A	W	1-0	4-1-2	11-8

Virginia Tech (4-3-0; 3-1-0 home, 1-2-0 away, 0-0-0 neutral)

Date	Site	Result	Score	Overall	GF-GA
10/30/92	H	W	3-0	1-0-0	3-0
11/7/93	A	L	2-1	1-1-0	4-2
11/5/94	H	W	4-1	2-1-0	8-3
9/11/09	A	W	1-0	3-1-0	9-3
9/10/10	H	W	2-0	4-1-0	11-3
9/2/16	A	L	4-1	4-2-0	12-7
8/31/18	H	L	1-0	4-3-0	12-8

Wake Forest (2-2-0; 0-0-0 home, 2-1-0 away, 0-1-0 neutral)

Date	Site	Result	Score	Overall	GF-GA
9/25/94	N	L	3-2	0-1-0	2-3
9/6/96	A	W	4-2	1-1-0	6-5
12/6/08	A (&)	L	5-0	1-2-0	6-10
8/27/11	A	W	2-0	2-2-0	8-10

Warren Wilson College (1-0-0; 1-0-0 home, 0-0-0 away, 0-0-0 neutral)

Date	Site	Result	Score	Overall	GF-GA
10/23/72	H	W	5-2	1-0-0	5-2

Washington (0-1-0; 0-1-0 home, 0-0-0 away, 0-0-0 neutral)

Date	Site	Result	Score	Overall	GF-GA
9/21/14	H	L	2-1	0-1-0	1-2

West Virginia (13-5-2; 8-1-1 home, 5-3-0 away, 0-1-1 neutral)

Date	Site	Result	Score	Overall	GF-GA
10/18/69	A	W	4-1	1-0-0	4-1
9/26/70	H	W	6-3	2-0-0	10-4
10/13/72	A	L	1-0	2-1-0	10-5
11/18/73	A (&)	W	3-1	3-1-0	13-6
1974	N	T	2-2 (OT)	3-1-1	15-8
1975	H	W	5-0	4-1-1	20-8
10/13/79	H	W	4-0	5-1-1	24-8
10/21/83	H	L	2-1	5-2-1	25-10
10/25/85	H	W	4-0	6-2-1	29-10
10/14/89	H	W	1-0	7-2-1	30-10
9/23/05	A	W	1-0	8-2-1	31-10
11/5/05	H(+)	W	4-1	9-2-1	35-11
9/15/06	H	T	2-2 (2OT)	9-2-2	37-13
10/28/06	A(+)	L	1-0	9-3-2	37-14
9/30/07	A	W	1-0 (2OT)	10-3-2	38-14
9/28/08	H	W	1-0	11-3-2	39-14
9/25/09	A	L	0-1	11-4-2	39-15
10/16/10	H	W	1-0	12-4-2	40-15
11/3/10	N(+)	L	2-1	12-5-2	41-17
9/25/11	A	W	2-1	13-5-2	43-18

Western Carolina (1-0-0; 1-0-0 home, 0-0-0 away, 0-0-0 neutral)

Date	Site	Result	Score	Overall	GF-GA
10/10/84	H	W	10-0	1-0-0	10-0

Western Illinois (1-0-0; 1-0-0 home, 0-0-0 away, 0-0-0 neutral)

Date	Site	Result	Score	Overall	GF-GA
10/18/79	H	W	2-1	1-0-0	2-1

Western Kentucky (6-0-0; 2-0-0 home, 2-0-0 away, 2-0-0 neutral)

Date	Site	Result	Score	Overall	GF-GA
11/1/84	N(+)	W	9-1	1-0-0	9-1
11/9/86	H(+)	W	2-1	2-0-0	11-2
10/19/87	A	W	4-1	3-0-0	15-3
10/16/88	A	W	4-3	4-0-0	19-6
10/19/89	N	W	1-0	5-0-0	20-6
10/26/90	H	W	3-1	6-0-0	23-7

Western Michigan (1-0-0; 1-0-0 home, 0-0-0 away, 0-0-0 neutral)

Date	Site	Result	Score	Overall	GF-GA
10/16/84	H	W	3-1	1-0-0	3-1

2019 USF MEN'S SOCCER II HISTORY & RECORDS

William & Mary (1-2-1; 0-2-1 home, 1-0-0 away, 0-0-0 neutral)

Date	Site	Result	Score	Overall	GF-GA
10/25/69	A	W	7-0	1-0-0	7-0
1982	H	T	1-1 (OT)	1-0-1	8-1
10/12/87	H	L	4-1 (OT)	1-1-1	9-5
11/20/98	H (&)	L	2-1(2OT)	1-2-1	10-7

Winthrop (1-0-0; 0-0-0 home, 1-0-0 away, 0-0-0 neutral)

Date	Site	Result	Score	Overall	GF-GA
11/5/80	A	W	3-1	1-0-0	3-1

Wisconsin (0-1-0; 0-1-0 home, 0-0-0 away, 0-0-0 neutral)

Date	Site	Result	Score	Overall	GF-GA
9/12/13	H	L	2-0	0-1-0	0-2

Wisconsin-Green Bay (1-0-0; 1-0-0 home, 0-0-0 away, 0-0-0 neutral)

Date	Site	Result	Score	Overall	GF-GA
9/20/91	H	W	3-1	1-0-0	3-1

Wisconsin-Milwaukee (0-1-0; 0-1-0 home, 0-0-0 away, 0-0-0 neutral)

Date	Site	Result	Score	Overall	GF-GA
10/26/85	H	L	2-0	0-1-0	0-2

Wofford (2-0-0; 1-0-0 home, 1-0-0 away, 0-0-0 neutral)

Date	Site	Result	Score	Overall	GF-GA
11/3/80	A	W	4-1	1-0-0	4-1
10/29/81	H	W	2-1	2-0-0	6-2

2019 USF MEN'S SOCCER II HISTORY & RECORDS

ALL-TIME LETTERWINNERS

All-Time Letterwinners

A		Bulso, Dan	1994	Davis, Dale	1993
Abraham, Ryan	2003-2004	Byrne, Larry	1972-1976	Davis, Josh	1992
Adablah, Kennedy Selorm	2013-2014	C		Davison, Brian	1979-1982
Alexis, Santi	2008-2011	Cacic, Neno	1986-1987	Delancy, Terry	2012-2015
Alterio, Roberto	2011-2012	Calas, Henry	1967-1968	deMesquita, Paul	1980-1982
Alva-Cavero, Jonathon	1998-2000	Campagnolo, R.C.	1987-1990	Deneault, Todd	1995-1996
Alvero, Brian	1998-1999	Carbone, Joe	1986-1987	DeNike, Rike	1971-1972
Alvero, Kevin	1998-1999	Carmean, Eddie	1988-1991	Devenish, Jason	2005-2008
Ambush, David	2000	Carpenter, Tony	1995-1998	Dickenson, Blake	2000
Anderson, Alan	1984-1988	Casadonte, J.R.	2003	Dodge, David	1984-1986
Anatol, Ryan	1997-2000	Casas, Joel	1985-1987	Doherty, Marc	2006
Anor, Bernardo	2007-2010	Cassaboon, John	1973-1974	Dolphus, Dave	1973-1975
Apgar, David	1965	Castellanos, Sammy	2005-2006	Dommer, Steve	1988
Aristeguieta, Francisco	2006-2010	Castro, Ralph	1984-1985	Dorr, Kasey	1993
Armorer-Clarke, Nigel	1980-1983	Cavanaugh, Matt	1999-2001	Douglas, Mike	1982-1983
Armuth, Lenny	1982-1986	Charles, Harry Jean	1977-1979	D'oyley, Anthony	2006-2007
Atchison, Jim	1984-1986	Charpie, Wesley	2011-2014	Dreyer, Bill	1965
Attinella, Jeff	2007-2010	Chase, Andy	1999-2000	Drillestad, Oystein	1991-1994
Avila, Luis	2010-2013	Chentnik, Tom	1994-1997	Drucker, Bob	1965-1968
Ayah, Atsou	2014-2015	Chesser, Steve	1988	Dwyer, Dom	2011
B		Chin, Shawn	2009-2010	Dyal, Darrell	1965
Baker, Ralph	1976-1979	Chrien, Ted	1989	E	
Baldin, Lucas	2011-2014	Chung, Mark	1988-1992	Eagan, Kevin	1973-1977
Bates, Michael	1986-1989	Chung, Paul	1989	Earle, Steve	1987-1990
Bauman, Bob	1977-1981	Cilenti, Anthony	1989	Edgerton, Lee	1995-1996
Beaudoin, Ryan	1996-2000	Cipolla, Frankie	1993-1994	Elias, Wes	1997-2000
Belford, Jack	1967-1971	Claessens, Joris	2005-2008	Ellis, Trip	1995-1996
Benito, Keeron	2003-2005	Clinton, Shaun	1982-1984	Epps, Marcus	2013-2016
Berg, Chris	1976-1978	Codena, Geja	1988	Estremadoyro, Diego	1988
Bertran, Humberto	2012	Coen, Chris	1996-1997	Eterno, Lenny	1996
Bettega, Eddie	2003-2004	Cole, Chris	1993-1994	F	
Bianchi, Alessandro	2006-2010	Collins, Cavan	1982-1983	Fairclough, Ashani	2009-2012
Biondi, Rich	1988-1992	Collins, Cavin	1978-1979	Feeney, Tom	1977-1980
Blackwood, Tyler	2014	Consolo, Joe	1987-1988	Felix, Jim	1977-1979
Bloch, Ryan	1994	Coons, Michael	1987-1989	Ferarolis, Stamalis	1986-1988
Bogdaneris, Aris	1983-1987	Cooper, Scott	1991-1992	Ferguson, Isaiah	2011, 2013
Boggs, Zak	2008-2010	Corbitt, Weldon	1965	Fernandez, Andy	1965
Bono, Frank	1972-1974	Corillon, Pierre	1967-1968	Finazzo, Anthony	2001-2003
Borgard, Matt	1990-1994	Corneal, Alan	1981-1982	Fitzgerald, Tom	1971-1973
Boros, Andrew	1965	Costello, Fran	1968-1971	Flanagan, Mike	1974-1978
Bostic, J.J.	2010	Costello, Michael	1969-1973	Foley, Conal	1972-1976
Bourne, Bill	1973-1977	Coulthart, K.C.	1991-1993	Ford, Scott	1998
Bourque, Gary	1979-1981	Coulthart, Kevin	1993-1994	Fossett, Craig	1985-1989
Bowen, Greg	1984-1988	Cowan, Kevin	2001-2002	Fox, Don	1979-1980
Braley, John	1965-1967	Cowherd, Ben	1999-2002	G	
Bredesen, Jonny	1993-1994	Craig, Garnett	1980-1984	Gaa, Garrett	2005
Brenner, Dane	2003-2006	Cropper, Siegfried	1989	Gaffney, Dan	1967-1971
Broderick, Jeff	1987-1988	Cudjoe, Jason	1998-2001	Garcia, Juan Carlos	2012-2014
Brown, Jackson	2013-2015	Cunningham, Jeff	1994-1997	Geltz, Tim	1988-1991
Brown, Joey	2005-2007	Currison, Brandon	2010-2014	Ghods, Greg	1981-1984
Buckland, Trevor	1985-1986	Curry, Albie	1997-1999	Giambrone, Rosario	1983-1985
Buckmaster, Matt	1992	D		Gil, Brian	2002-2005
Buckwalter, Joel	1984-1985	Dahlborn, Tom	1984-1988	Gilpin, Omodele	1994-1997
Buenfil, Andres	1991-1994	Darrow, Mike	1976-1977		

2019 USF MEN'S SOCCER || HISTORY & RECORDS

Glowaski, Frank	1965
Gold, Stephen	1996
Gomes, Pedro	1965
Gomez, Eric	1992, 1994-1995
Gonzales, Leo	1984-1986
Gonzalez, Fernando	2007-2010
Gopsill, Jeff	1990-1993
Grellner, Laurence	1971-1972
Griffiths, Brenton	2011-2012
Gritz, Matt	1994

H

Hall, Deric	1989-1993
Hall, Freddy	2004
Hall, Mark	1990
Hanaes, Espen	1997-1999
Hanna, Robert	1971-1973
Hansen, Robert	1978-1980
Harris, C.D.	2000-2001, 2003
Harris, Samuel Simba	2001
Hartman, Chris	1979-1980
Hauge, Kurt	1991-1992
Haynes, Rob	1986-1987
Heidger, John	1974-1976
Helm, Drew	2003-2004
Hernandez, Gerardo	2011-2014
Hernandez, Osmany	2004
Hickson, Mark	1980-1981
Hidalgo, Rodrigo	2004-2006
Hipworth, Robert	1978-1979
Hitchcock, Mike	1980-1982
Hollingsworth, Jamin	2001
Holmen, Thomas	1995-1997
Holt, Brian	1965-1969
Hooper, Giles	1986-1989
Hopper, Fergus	1973-1977
Horvath, John	1966-1970
Hosseini, Samuel	2012-2013
Houck, Jim	1965-1969
Houghton, Andy	1980-1984
Houser, Jeff	1997-1998
Howel, Kavan	1990
Hughes, Lloyd	2004

J

Jackson, Todd	1983-1984
Jacobus, Wayne	1966-1968
Janda, Kim	1978-1980
Jaye, Dallas	2011-2014
Jennings, Brock	2008-2009
Jimenez, Christian	2004
Jones, David	2002
Jones, Kelvin	1981-1985

K

Kahn, Shaun	1987-1988
Kainan, Maor	1995
Kaplan, Ian	1991
Keathley, Charles	1965
Keefe, Kurt	1990-1992
Kenny, Adrian	1997-1998
Kernick, Max	1969-1973
Kessler, Jerry	1975-1976
Kilgour, Eddie	1989
King, Gary	1970-1972
King, John	1988-1989
King, Kevin	2003-2004
King, Ron	1973-1974
King, Steve	1979-1980
Kinsley, Ryan	2003
Kluge, Kevin	1976-1977
Kluge, Rustin	2001-2002
Knott, Mike	1973-1976
Koltunov, Oleg	1993
Krathe, Marius	2010-2011
Krauss, Greg	2000
Kuhn, Rainer	1980-1982
Kvifte, Steinar	1990-1992

L

LaBrode, Rick	1980-1984
Lashley, Keston	1997
Leasure, Bubby	1999
Lechak, Peter	2003
Lemons, Francis	1976-1978
Lewis, Chris	1994-1997
Leytze, Bob	1985-1987
Libreros, Filipe	2008-2009
Lloyd, Steve	1977-1979
Loevland, Thor-Arne	1997-1998
Lutz, Hans	1987-1988

M

Maceira, Eduardo	2014-2015
Marella, Mark	1998
Markey, Tom	2007-2009
Marrapodi, William	1978-1979
Martina, Sage	1999-2000
Martinez, Michael	1974-1975
Marshall, Armante	2006-2009
Marshall, Yohnace	2005-2008
Mason, Gary	1982-1983
Masturzo, Scott	1994-1997
Mazzoli, Joel	1984-1985
McBride, Mike	1996-1999
McCleary, John	1967-1968
McDonagh, Donal	1985-1986
McElroy, Greg	1969-1973
McEvoy, Tim	1966-1967
Medin, Mark	1984-1985

Mekelburg, Mike	1993-1996
Mesen, Mario	2012
Metrius, Darik	1995-1997
Metzner, Mike	1979-1981
Meyer, Denny	1966-1967
Meyer, Drew	1999
Mfeka, Lindo	2013-2016
Miller, Jason	1990-1991
Miller, Jason	2001-2002
Miller, Skip	1994-1998
Millikin, Jack	1981-1982
Miret, Lenny	1990
Mitchell, Mike	2012-2015
Mittman, Jurgen	1983-1984
Mittoo, Andre	2007-2010
Moalosi, Edwin	2012-2014
Mohammed, Javed	2007-2010
Mohrmann, Pete	1973-1977
Mora, Jorge	2006-2010
Morantz, Mike	1988-1990
Muckette, Duane	2013-2014
Mueller, Norbert	1970-1972
Muhammad, Brentton	2013
Mullins, Brian	1998-2002
Muniz, Alex	2005
Muoio, Larry	1977-1979
Murphy, Mark	1985-1988

N

Nance, Michael	1997
Neaves, Kevon	2005-2008
Nesmith, Greg	1995-1996
Neilsen, Max	1965
Nicholls, Kyle	2012-2013
Nicoletto, JoJo	1994-95, 1997-98
North, Chris	1984-1986
Norton, Justin	2001-2002
Nugent, Brian	1993

O

O'Brien, Sean	1971-1975
O'Donoghue, Declan	1977-1979
Olali, Kevin	2009-2012
Olsen, Lars	1992
Olson, Darik	1985-1988
O'Neal, Matthew	2012-2014
Ooft, Harold	1991-1994
Ortega, Aaron	2000-2002
Ortmann, Joe	1981-82, 1984-85
Osswald, Eric	2011-2012
Owen-Turner, Brad	1980-81, 1982-85

P

Paciocco, Alessandro	2014-2017
Pagano, J.P.	2001-2002
Parrado, Christopher	2010

2019 USF MEN'S SOCCER || HISTORY & RECORDS

Parrado, Ryan	2010-2011
Paul, Leston	2010-2012
Paunic, Nikola	2013-2014
Pauroulek, Aaron	2000-2003
Paye, Gerald	1996-1997
Pederson, Jesper	1979-1980
Peet, Steve	1973-1976
Peltonen, Craig	1975-1976
Perkins, Troy	2000-2002
Perlee, Ray	1983-1987
Perry, Aubrey	2008-2011
Perucica, Ogi	2006-2010
Peterson, Dan	1980-1982
Peterson, Jim	1980-1982
Pfeffer, Gabriel	2014-2017
Phomsakha, Seng	1988
Pizzuti, John	1988
Puerto, Felipe	1968-1970
Pusch, Allan	1980-1982

Q

Quinn, John 1997

R

Raad, Kris	2004-2007
Rafferty, Sean	2010-2011
Ramella, Gonzalo	2007-2008
Ramzi, Hisham	1981-1982
Raphael, Charlie	1984-1986
Ratz, Thomas	1970-1974
Ravndal, Eric	1989-1992
Ray, Chris	1990-91, 1993
Raye, Chris	2001-2004
Reineke, Brandon	1992
Restrepo, Andy	1991-1992
Restrepo, Diego	2007-2008
Rettenmyer, Nick	1996
Richardson, Drew	1991
Richardson, Neil	1984-1987
Riley, Brandon	2014-2015
Rish, Chris	1993-1994
Risler, Jim	1985-1988
Ritter, Paul	1977-1981
Rizza, Robert	1979-1980
Roberts, Colin	1981-1982
Roberts, Rohan	2014
Roehn, T.J.	2010-2011
Rogers, Paul	1998
Rozo, Bryan	2010

S

Salgado, Gabriel	1999-2002
Salinas, Stiven	2011-2013
Sansbury, Tim	1973-1974
Santos, Steve	1968-1972
Seabrook, Jordan	2005-2008

Scheibel, Russell	1984-1985
Schell, Greg	1976-1980
Schick, Ryan	2000-2001
Schoendorf, Simon	2004-2007
Scott, Ryan	1992-1993
Scrivens, Paul	1998-2000
Seifert, Jerry	1966-1970
Seip, Joachim	1989
Shanks, Colin	1980-1981
Sharpe, Blake	2003-2006
Sharpless, Bill	1966-1970
Sheehan, Mark	1983-1986
Sheftell, Craig	1973-1976
Shirmohammad, Robert	1984-1988
Sienkiewich, Brad	2008-2010
Sikorski, Fred	1973-1977
Silva, Christain	2009-2010
Simpson, Chris	1999-2000
Simpson, Dennis	1980-1982
Sinclair, Hasani	2009-2010
Smith, Del	1994-1997
Smith, Graham	2014-Pres.
Smith, Kareem	2003-2006
Smith, Tim	1984-1986
Smyth, Shay	1975-1979
Souza, Igor	2014-2015
Spock, Alex	2009-2010
Spriet, Clay	2001
Sprott, Gary	1985-1988
Stam, Craig	1980-1983
Stanley, Ken	1984-1986
Steele, Paul	1975-1976
Stefanovic, Spasoje	2014-2016
Steinbrecher, Tom	1972-1974
Stelzer, Robbie	1986-1988
Stevens, Joel	1972-1973
Stone, Scott	1989
Streicher, Brandon	2000-2004
Strid, Paul	1976-1977
Stricklin, Jeff	1987-1988
Stump, Casey	1999-2002
Suarez, Erwin	2003-2004
Sweat, Ben	2010-2013
Synychak, Roman	1965

T

Tafari, Casey	2007-2008
Tallal, Trey	1994-1995
Tanberg, Todd	1965
Thee, Roy	1974-1977
Thomas, Cameron	2013
Thuriere, Sebastien	2008-2012
Thwaites, Jeff	1999-2002
Tomes, Tim	1968-1969
Toro, Mauricio	1997
Townsend, Andre	2005-2006

Trautmann, Drew	2013-2014
Tumminia, Pete	1966-1970
Turner, Gavin	1969-1973

U

Unanue, George	1970-1974
Upson, Bill	1965

V

Valdez, Brian	1993
Valdez, Daniel	2008
Valencia, Joe	1998-2001
Van Gorp, Ali	2008-2009
Varnadoe, Kevin	1994
Velde, Helge	1965-1967
Virgilio, Guy	1977-1981
Vitale, Pete	1967-1971
Vock, Jared	2001-2003

W

Waites, Tom	1976-1979
Walker, Justin	1992-1995
Wallace, Anthony	2006
Waltrip, Brian	1996-1999
Watkins, Scott	1991-1994
Waugh, Christopher	2010-2011
Webb, Delroy	1975-1976
Webb, Ricardo	2010-2013
Weber, Robert	1974-1976
Wegerle, Roy	1982-1983
West, Hunter	2002-2006
Westerhorstmann, Johann	1981-1985
Westerhorstmann, Matt	1980-1984
Wetzork, Bobby	1987-1990
White, Jay	1979-1983
White, Kyle	1978-1982
Wheeler, Robert	1979-1980
White, Ken	1971-1973
Wilks, Wint	1977-1980
Willenborg, Jerry	1983-1985
Williams, Carlton	1995-1996
Windish, Jack	1971-1975
Wixted, Shane	2010-2011
Wolfe, Ron	1978-1980
Wymore, Steve	1995-1996

Y

Yacinich, Kurry	1991
Yates, Bill	1966-1967
Yurick, David	1993-1995

Z

Zagarri, Jerry	1966-1970
Zigler, Michael	1998

NCAA APPEARANCES (20)

1969: 2nd Round	2005: 2nd Round
1970: 1st Round	2007: 3rd Round
1971: 1st Round	2008: Elite Eight
1973: 2nd Round	2009: 2nd Round
1975: 1st Round	2010: 1st Round
1982: 1st Round	2011: Elite Eight
1996: 1st Round	2012: 2nd Round
1997: Elite Eight	2013: 1st Round
1998: 1st Round	2015: 1st Round
2001: 2nd Round	2016: 1st Round

2016	0-1-0
Overall	6-9-4

NCAA APPEARANCES BY COACH

Dan Holcomb (6)

Year	Record
1969	1-1-0
1970	0-0-1
1971	0-1-0
1973	1-1-0
1975	0-1-0
1982	0-1-0
Overall	2-5-1

T. Logan Fleck (1)

Year	Record
1996	0-1-0
Overall	0-1-0

Dave Christiansen (1)

Year	Record
1997	2-1-0
Overall	2-1-0

John Hackworth (2)

Year	Record
1998	0-1-0
2001	1-1-0
Overall	1-2-0

George Kiefer (10)

Year	Record
2005	1-0-1
2007	2-1-0
2008	1-1-1
2009	1-1-0
2010	0-1-0
2011	1-1-1
2012	0-1-1
2013	0-1-0
2015	0-1-0





SOUTH FLORIDA MEN'S SOCCER 2019 SCHEDULE

- @ MARYLAND 8.29.19
- MARQUETTE 9.6.19
- LOUISVILLE 9.9.19
- @ LIPSCOMB 9.13.19
- OHIO STATE 9.17.19
- @ NORTH FLORIDA 9.24.19
- UCONN* 9.27.19
- FLORIDA GULF COAST 10.1.19
- @ TULSA* 10.5.19
- SMU* 10.11.19
- JACKSONVILLE 10.15.19
- @ TEMPLE* 10.18.19
- FIU 10.22.19
- UCF* 10.26.19
- CINCINNATI* 11.1.19
- @ MEMPHIS* 11.5.19

HOME GAMES will be played at Corbett Stadium
* Denotes American Athletic Conference opponents