



# 2019-20 USF BULLS WOMEN'S BASKETBALL GAME NOTES

NCAA Tournament (6): 2018, 2017, 2016, 2015, 2013, 2006  
WNIT (9): 2019, 2014, 2012, 2010, 2009, 2008, 2007, 2005, 2004  
WNIT Champions (1): 2009 | WNIT Final Four (2): 2014, 2009

Primary Contact: Michael Hogan | Phone: (W) 813-974-5755 (C) 813-469-0616 | Email: mhogan@usf.edu  
Twitter: @USFWBB | Instagram: USFWBB | Facebook: facebook.com/usfwomensbasketball | Web: GoUSFBulls.com

## 2019-20 USF SCHEDULE/RESULTS

### NOVEMBER

5	Jacksonville (DH)	W, 70-39
8	No. 15/15 Texas (BullsVision)	W, 64-57
12	Howard (BullsVision)	W, 82-53
15	VCU (BullsVision)	W, 77-55
19	at No. 2/2 Baylor (ESPN+)	L, 58-46
24	Saint Francis (Pa.) (BullsVision)	W, 62-23
28	vs. South Dakota State ^ (FloHoops)	L, 61-50
29	vs. Florida Gulf Coast ^ (FloHoops)	L, 81-77
30	vs. Notre Dame ^ (FloHoops)	L, 67-51

### DECEMBER

6	Alabama State (DH) (YouTube)	W, 80-29
15	Idaho (DH) (YouTube)	W, 67-64
19	vs. No. 15/15 Mississippi State \$ (FloHoops)	L, 86-61
21	at UNLV \$ (FloHoops)	L, 61-51
30	Brown (BullsVision)	W, 70-60

### JANUARY

5	Cincinnati * (ESPN2)	W, 76-68
12	at Tulsa * (CBSSN)	W, 68-52
16	at Temple * (ESPN3)	L, 69-66
19	UCF * (ESPN2)	L, 64-57
22	at Wichita State * (ADN)	W, 56-50
25	Tulane * (BullsVision)	W, 63-56
29	Houston * (ADN)	W, 74-45

### FEBRUARY

2	at Cincinnati * (ESPNU)	L, 60-55
9	Temple * (ESPNU)	W, 99-51
13	at Tulane * (ESPN3)	W, 53-43
16	No. 5/6 UConn * (ESPN3/SNY)	L, 67-47
19	at UCF * (ESPN3)	L, 56-48
22	at Memphis * (ESPN3)	W, 68-47
25	East Carolina * (ADN)	W, 81-52
29	SMU * (BullsVision)	7 p.m.

### MARCH

2	at UConn * (ESPN2 - Big Monday)	7 p.m.
6	AAC Tournament First Round #	TBA
7	AAC Tournament Quarterfinal Round #	TBA
8	AAC Tournament Semifinal Round #	TBA
9	AAC Tournament Championship #	TBA

^ Cancun Challenge, Cancun, Mexico

\$ Duel in the Desert, Las Vegas, Nev.

\* American Athletic Conference Game

# American Athletic Conference Tournament, Uncasville, Conn.

All times are Eastern time and are subject to change

## GAME 29 | FEB. 29, 2020 | 7 P.M. | TAMPA, FLA. | YUENGLING CENTER



**USF  
BULLS**  
17-11 (9-5, AAC)

VS.

**SMU  
MUSTANGS**  
12-14 (6-8, AAC)



Last Game \_\_\_\_ Feb. 25 vs. East Carolina, W, 81-52  
Next Game \_\_\_\_ March 2 at UConn, 7 p.m.  
Head Coach \_\_\_\_ Jose Fernandez  
Alma Mater \_\_\_\_ FIU, 1994  
Career Record \_\_\_\_ 371-270 (20th season)  
at USF \_\_\_\_ Same

Last Game \_\_\_\_ Feb. 22 at Houston, W, 60-47  
Next Game \_\_\_\_ March 2 vs. Memphis, 8 p.m.  
Head Coach \_\_\_\_ Travis Mays  
Alma Mater \_\_\_\_ Texas, 1990  
Career Record \_\_\_\_ 52-68 (Fourth season)  
at SMU \_\_\_\_ Same

## GAMEDAY INFORMATION

TV/Video \_\_\_\_ BullsVision  
\_\_\_\_ Jim Louk (PxP)  
Audio \_\_\_\_ Bulls Unlimited (iHeartRadio/GoUSFBulls.com)  
\_\_\_\_ Darek Sharp (PxP), Brigid Merenda (Analyst)

Live Stats \_\_\_\_ GoUSFBulls.com  
Series \_\_\_\_ USF leads 12-1  
Twitter Updates \_\_\_\_ @USFWBB  
Tickets \_\_\_\_ (800) Go-Bulls; USFBullsTix.com

## QUICK HITS

■ USF closes out its 2019-20 regular season home schedule on Saturday when the Bulls face SMU at the Yuengling Center ... Tip-off is slated for 7 p.m. (BullsVision) ... USF will recognize its lone senior, Tamara Henshaw, prior to the contest.

■ The Bulls look to close out the regular season home schedule with two or fewer losses for the second time in the last three years, and the third time in the last five seasons.

■ USF is coming off an 81-52 win over East Carolina on Feb. 25 at home ... The Bulls placed five players in double figures in the scoring column, led by Elena Tsineke's 19 points ... Sydni Harvey had 14 points and Shae Leverett added 13 points and 11 rebounds.

■ Elena Tsineke (12.3) and Sydni Harvey (10.9) are averaging double-figure points and four others netting 7.5 points per game or more ... Shae Leverett is two rebounds shy of 500 for her career.

## USF'S PROBABLE STARTERS



**PG | 5-8 | SO.**

<b>4 - ELISA PINZAN</b>	
PPG	9.8
RPG	3.0
APG	4.7
SPG	1.2



**G | 5-8 | FR.**

<b>5 - ELENA TSINEKE</b>	
PPG	12.3
RPG	1.9
APG	1.6
SPG	0.7



**C | 6-2 | R-JR.**

<b>21 - SHAE LEVERETT</b>	
PPG	5.7
RPG	6.4
APG	0.3
BPG	0.6



**F | 6-1 | SR.**

<b>23 - TAMARA HENSHAW</b>	
PPG	5.5
RPG	6.6
APG	1.0
SPG	0.5



**G | 5-10 | SO.**

<b>3 - SYDNI HARVEY</b>	
PPG	10.9
RPG	1.4
APG	1.4
SPG	1.0

## USF QUICK FACTS

## THE UNIVERSITY

City/Zip Code	Tampa, Fla. 33620
Founded	1956
Enrollment	50,577
Nickname	Bulls
Arena	Yuengling Center
Capacity	10,411
Affiliation	NCAA Division I
Conference	The American Athletic Conference
President	Dr. Steven C. Currall
Vice President of Athletics	Michael Kelly
Sr. Assoc. Director of Athletics/SWA	Marquita Armstead

## BASKETBALL HISTORY

First Year	1972-73
All-Time Record	665-684 (48th year)
All-Time AAC Record	81-33 (Sixth season)
All-Time BIG EAST Record	151-112 (Eight seasons)
All-Time Conference USA Record	113-168 (10 seasons)
All-Time Metro Conference Record	34-64 (Four seasons)
All-Time Sun Belt Conference Record	71-118 (Seven seasons)
All-Time Post-Season	17-14 (NCAA & WNIT)
AAC Tournament Record	11-6
NCAA Tournament Record	3-6
Years in NCAA Tourn./Last	6/2018
Last NCAA opponent	March 17, 2018 vs. 11 seed Buffalo (Tallahassee, Fla.)
Result	Lost, 102-79
WNIT Record	14-8
Years in the WNIT Tourn./Last	9/2019
Last WNIT opponent	March 24, 2019 at James Madison
Result	Lost, 71-54

## COACHING STAFF

Head Coach	Jose Fernandez
Alma Mater, Year	Florida International '94
Record at USF (Years)	371-270 (20th season)
Career Record (Years)	Same
Career Conference Record (Years)	162-154 (20th season)
Associate Head Coach	Michele Woods-Baxter, St. John Fisher '87
Assistant Coaches	Jesyka Burks-Wiley, Boston University '09 Danny Hughes, TCU '89
Director of Basketball Operations	Jim Baxter, Indiana State '74
Video Coordinator	Anthony Brammer, Old Dominion '08
Strength & Conditioning Coach	Bryce Karasiak, Indiana '02
Certified Athletic Trainer	Anita Fanelli, Millersville, '85
Academic Coordinator	Keenan Maddox, Missouri State, '13
Administrative Assistant	Barbara Riffe

## ATHLETIC MEDIA RELATIONS

Associate Dir. of Communications/WBB Contact	Michael Hogan
Office Phone	(813) 974-5755
Cell Phone	(813) 469-0616
E-mail	mhogan@usf.edu

## 2019-20 USF BULLS



► Sitting (L-R): Maria Alvarez, Sydni Harvey, Elisa Pinzan, Enna Pehadzic, Elena Tsineke, Mihaela Lazic. Standing (L-R): Kristyna Brabencova, Cristina Bermejo, Tamara Henshaw, Beatriz Jordao, Shae Leverett, Silvia Serrat, Bethy Mununga, Luize Septe.

No.	Name	P	Ht.	Yr.	Hometown/High School/Previous School
0	Enna Pehadzic	W	5-9	R-Jr.	Horsens, Denmark/Horsens Statsskole
1	Maria Alvarez	G	5-7	Fr.	Bal Harbour, Fla./Miami Country Day School
2	Mihaela Lazic	PG	5-6	Fr.	Slavonski Brod, Croatia/Klasicna Gimnazija
3	Sydni Harvey	G	5-10	So.	Nashville, Tenn./Brentwood Academy
4	Elisa Pinzan	PG	5-8	So.	Murano, Italy/Istituto Tecnico Algarotti Venezia
5	Elena Tsineke	G	5-8	Fr.	Thessaloniki, Greece/Hellenic College of Thessaloniki
12	Cristina Bermejo	W	6-1	Fr.	Sant Just Desvern, Spain/Ins Sant Just Desvern
20	Bethy Mununga	F	6-0	Jr.	Zellik, Belgium/Institut Sainte-Marie Jambes/NE Okla. A&M
21	Shae Leverett	C	6-2	R-Jr.	Rincon, Ga./South Effingham H.S.
22	Kristyna Brabencova	W	6-0	Fr.	Brno, Czech Republic/Kšpa Kladno
23	Tamara Henshaw	F	6-1	Sr.	Palm Coast, Fla./Flagler Palm Coast H.S.
31	Beatriz Jordao	C	6-3	So.	Pombal, Portugal/Escola Secundária e Silva
34	Silvia Serrat	F	6-1	R-So.	Banyoles, Spain/Joaquim Blume H.S.

## USF BASKETBALL STAFF

Head Coach: Jose Fernandez (Florida International, '94) – 20th Season at USF/20th overall as head coach  
Associate Head Coach: Michele Woods-Baxter (St. John Fisher, '87) – 12th season at USF  
Assistant Coaches: Jesyka Burks-Wiley (Boston University, '09) – Third season at USF  
Assistant Coach: Danny Hughes (TCU, '90) – Second season at USF  
Director of Operations: Jim Baxter (Indiana State, '74) – Seventh season at USF  
Video Coordinator: Anthony Brammer (Old Dominion, '08) – First season at USF  
Strength and Conditioning: Bryce Karasiak (Indiana, '02) – Second season at USF  
Certified Athletic Trainer: Anita Fanelli (Millersville, '85, '88) – Fifth season at USF

## PRO-NUN-SEE-A-SHUN GUIDE

## Players

Cristina Bermejo: Chris-Tina Bur-MAY-Hoe  
Kristyna Brabencova: Chris-Tina Bra-BIN-Soe-Vuh  
Sydni Harvey: Sid-NEE  
Tamara Henshaw: TUH-Mare-Uh  
Beatriz Jordao: Jor-DOW  
Mihaela Lazic: Me-HIGH-La Lah-ZICH  
Shae Leverett: LEV-Rett  
Bethy Mununga: Betty MOO-Nun-Guh  
Enna Pehadzic: En-UH Ped-HAD-Zick  
Elisa Pinzan: Uh-LEEZA PIN-Zahn

Silvia Serrat: SIR-ott  
Elena Tsineke: Uh-LAY-Nuh CHIN-ECK-eh

## Staff

Jesyka Burks-Wiley: Jessica Birks WY-lee  
Strength Coach Bryce Karasiak: Care-Eh-SACK  
Certified Athletic Trainer Anita Fanelli: Fuh-NEL-ee

## USF BROADCAST NOTES



0

**ENNA PEHADZIC** (EN-UH)  
(PED-HAD-ZICK)


	GP/S	PPG	RPG	APG	SPG	BPG	FG%	FT%
19-20	24/9	4.7	1.8	0.8	0.4	0.0	26.7	66.7
Career	68/32	8.1	3.3	0.5	0.5	0.0	30.3	70.8



1

**MARIA ALVAREZ**

	GP/S	PPG	RPG	APG	SPG	BPG	FG%	FT%
19-20	15/8	8.8	2.9	3.3	1.0	0.0	33.6	50.0
Career	15/8	8.8	2.9	3.3	1.0	0.0	33.6	50.0



2

**MIHAELA LAZIC** (ME-HIGH-LA)  
(LAH-ZICH)

	GP/S	PPG	RPG	APG	SPG	BPG	FG%	FT%
19-20	1/0	0.0	2.0	0.0	0.0	0.0	00.0	00.0
Career	1/0	0.0	2.0	0.0	0.0	0.0	00.0	00.0



3

**SYDNI HARVEY** (SID-NEE)

	GP/S	PPG	RPG	APG	SPG	BPG	FG%	FT%
19-20	18/12	10.9	1.4	1.4	1.0	0.2	36.5	82.5
Career	50/36	11.4	2.2	2.1	0.8	0.1	33.6	83.5



4

**ELISA PINZAN** (UH-LEEZA)  
(PIN-ZAHN)

	GP/S	PPG	RPG	APG	SPG	BPG	FG%	FT%
19-20	23/20	9.8	3.0	4.7	1.2	0.0	35.8	81.1
Career	54/35	6.8	2.4	3.9	1.0	0.0	31.8	81.5



5

**ELENA TSINEKE** (UH-LAY-NUH)  
(CHIN-ECK-EH)

	GP/S	PPG	RPG	APG	SPG	BPG	FG%	FT%
19-20	23/18	12.3	1.9	1.6	0.7	0.3	38.2	87.3
Career	23/18	12.3	1.9	1.6	0.7	0.3	38.2	87.3



12

**CRISTINA BERMEJO** (BUR-MAY-HOE)

	GP/S	PPG	RPG	APG	SPG	BPG	FG%	FT%
19-20	20/1	1.9	1.9	0.8	0.6	0.3	30.8	80.0
Career	20/1	1.9	1.9	0.8	0.6	0.3	30.8	80.0



20

**BETHY MUNUNGA** (BETTY)  
(MOO-NUN-GUH)

	GP/S	PPG	RPG	APG	SPG	BPG	FG%	FT%
19-20	25/24	9.6	9.7	1.3	1.3	1.0	50.5	74.1
Career	25/24	9.6	9.7	1.3	1.3	1.0	50.5	74.1



21

**SHAE LEVERETT**

	GP/S	PPG	RPG	APG	SPG	BPG	FG%	FT%
19-20	27/8	5.7	6.4	0.3	0.6	0.6	65.9	49.3
Career	89/32	5.2	5.6	0.4	0.5	0.9	60.7	58.4



22

**KRISTYNA BRABENCOVA** (CHRIS-TINA)  
(BRA-BIN-SOE-VUH)

	GP/S	PPG	RPG	APG	SPG	BPG	FG%	FT%
19-20	23/14	7.5	3.7	1.8	0.7	0.8	32.5	60.7
Career	23/14	7.5	3.7	1.8	0.7	0.8	32.5	60.7



23

**TAMARA HENSHAW** (TUH-MAH-RUH)

	GP/S	PPG	RPG	APG	SPG	BPG	FG%	FT%
19-20	28/13	5.5	6.6	1.0	0.5	0.4	50.4	69.4
Career	129/77	6.4	6.8	0.9	0.6	0.6	56.4	61.3



31

**BEATRIZ JORDAO** (JOR-DOW)

	GP/S	PPG	RPG	APG	SPG	BPG	FG%	FT%
19-20	27/10	2.9	3.0	0.4	0.2	0.6	37.9	60.0
Career	39/22	5.5	3.8	0.4	0.3	1.0	51.7	63.0



34

**SILVIA SERRAT** (SIR-OTT)

	GP/S	PPG	RPG	APG	SPG	BPG	FG%	FT%
19-20	0/0	0.0	0.0	0.0	0.0	0.0	00.0	00.0
Career	0/0	0.0	0.0	0.0	0.0	0.0	00.0	00.0

**W | 5-9 | R-JR. | HORSSENS, DENMARK**

- Season high 20 pts. vs. Jacksonville (11/5) ... 16 pts. vs. Texas (11/8), Howard (11/12).
- Scored double-figures in 26 of the last 48 GP dating back to '18-19 ... 8 games of 20-or-more pts.
- 5th in 3-pt. FGM (26), 4th in 3-pt. FGA (93) ... Was a ballet dancer while growing up in Denmark.

**G | 5-7 | FR. | MIAMI, FLA.**

- Season-ending knee injury vs. Cincinnati (1/5) ... Double figures, 7-of-15 GP ... Career high 20 pts. vs. VCU (11/15).
- 18 pts. vs. Alabama State (12/6), 14 vs. FGCU (11/29), Idaho (12/15) ... 6 state titles at Miami Country Day.
- Born in Colombia ... Set a FIBA record with 10 3-pt. FGM for Colombia vs. Belarus in 2019 FIBA U17 World Cup.

**PG | 5-6 | FR. | SLAVONSKI BROD, CROATIA**

- Has played in only 1 game due to a back injury ... Had 2 rbs. in her collegiate debut vs. Jacksonville (11/5).
- Played in the 2017 and 2018 FIBA European Championships for Croatia.
- Avg. 7.9 ppg., 3.2 rpg., 1.8 apg in 7 games with Croatia in the 2018 European Championships.

**G | 5-10 | SO. | NASHVILLE, TENN.**

- Sat first 10 games due to injury ... Career high 25 pts. vs. Tulane (1/19/19), Temple (2/9) ... 20 pts. at Tulsa (1/12).
- 12.6 ppg (176 pts.) in last 14 GP ... 1st in AAC ppg. (12.6) ... 2019 AAC All-Fresh Team ... 11.7 ppg, 2.6 apg during '18-19 season.
- Played in the USA Basketball 3x3 National Championships in Aug. 2019, in Las Vegas, with the UConn squad.

**PG | 5-8 | SO. | MURANO, ITALY**

- 3rd in ppg. ... 10-plus pts. in 9 GP, 4 of last 5 ... 23 pts. vs. UCF (1/19), 15 pts. vs. UConn, 14 pts. at Baylor (11/19).
- 2nd AAC in apg. (4.7), 3rd in ast. (10.7) ... Injured ankle vs. Alabama State (12/6), missed 5 games due to the injury.
- Returned to play at Tulsa (1/12) with 8 pts., 7 ast. ... Currently a member of the Italian U20 National Team.

**G | 5-8 | FR. | THESSALONIKI, GREECE**

- 1st in ppg. ... Double figures in 16-of-23 GP ... Career-high 25 pts. vs. Temple (2/9), 20 pts. at Temple (1/16), Houston (1/29).
- Missed the first 5 games after being ruled ineligible by the NCAA ... Was cleared to play on 11/20, 1 day after Baylor (11/19).
- Was a 5-star international recruit ... Played with Greece's U20, Senior National Teams during 2019.

**W | 6-1 | FR. | SANT JUST DESVERN, SPAIN**

- Played in 20 of USF's 28 games ... Career-high 10 pts., 5 rbs. vs. Idaho (12/15), 6 pts. vs. Temple (2/9).
- 1st GS at Memphis (2/22) with career-high tying 5 rbs., 5 ast. ... Mother and father played professionally in Spain.
- Her sister Neus, currently a model, played for the Spanish Senior National Team and professionally in Spain.

**F | 6-0 | JR. | ZELLIK, BELGIUM**

- 4th on the team in ppg., 1st in rpg. ... Recorded 8 double-doubles in 25 GP with USF ... 16 pts., 12 rbs. at Baylor (11/19).
- 16 pts., 14 rbs. vs. Brown (12/30), 11 pts., career-high 17 rbs. at Tulane (2/13) ... 10 rbs., 7 OR vs. UConn (2/16).
- Was born in the Democratic Republic of the Congo, raised in Belgium ... 2X NJCAA All-American.

**C | 6-2 | R-JR. | RINCON, GEORGIA**

- Averaged 7.4 ppg. and 7.5 rpg. during the '18-19 season, including a 20 pts., 18 rbs. at Wichita State (2/23/19).
- 3rd on the team in rpg. ... Season-high 14 rbs. vs. Houston (1/29), 13 rbs., 12 pts. vs. Saint Francis (Pa.) (11/24).
- 8 rbs. at Baylor (11/19) ... 498 career rbs. 229 OR ... 2 double-doubles in '19-20 ... Double figure pts. in 14 GP at USF.

**W | 6-0 | FR. | BRNO, CZECH REPUBLIC**

- 8.9 ppg (125 pts.) in last 14 GP ... Career-high 17 pts. at Tulsa (1/12) ... 16 pts. vs. Alabama State (12/6), Brown (12/30).
- 11 rbs. vs. Idaho (12/15) ... Played in the U20 European Championships ... Was named MVP of the U19 National Team.
- Grandfather, Kamil, is a 3X Czech MBB Olympian ('72, '76, '80), father Kamil is a 24-year pro/international hockey vet.

**F | 6-1 | SR. | PALM COAST, FLA.**

- 129 career GP, 77 GS ... 7th in career GP at USF ... Grabbed 800th rbd. vs. Cincinnati (1/5) ... 6th all-time (872 rbs.).
- 6.4 ppg., 6.8 rpg. during her USF career ... 15 pts. vs. Brown (12/30) ... 10-plus rbs. in 7 of last 19 GP.
- Grabbed 15 rbs. vs. Alabama State ... AAC Freshman of the Year, named to the All-Freshman Team in '16-17.

**C | 6-3 | SO. | POMBAL, PORTUGAL**

- Averaged 11.3 ppg., 5.7 rpg. in '18-19 before a season-ending injury ... Had 17 pts., 10 rbs. vs. Ohio State (11/6/18).
- Scored double figures in 9 GP for USF during her freshman season ... Career-high 18 pts. vs. UNC (11/23/18).
- Scored double figures for Portugal in 5-of-7 GPs at the FIBA U20 Women's European Championship.

**F | 6-1 | R-SO. | BANYOLES, SPAIN**

- Has been medically disqualified after being riddled by injuries during her entire collegiate career.
- Was a 5-star international recruit by PassionHoops and BlueStar Europe.
- Played with the U17 Spanish National Team in the FIBA World Championships.



## HEAD COACH JOSE FERNANDEZ | 371-270 CAREER RECORD (20TH SEASON)



Named the 2018 American Athletic Conference Coach of the Year, head coach Jose Fernandez has been laying the groundwork brick-by-brick for 19 seasons for the Bulls to grow into a perennial top-25 program. Under his guid-

ance, USF has transformed from a program with only five winning seasons to a staple in the NCAA Tournament. A coach known for his recruiting connections and incredible work ethic, Fernandez has created a culture of excellence at USF.

Fernandez has watched his team reach new milestones, including six 20-win seasons in the last seven years dating back to the 2012-13 season. The Bulls have reached the NCAA Tournament six times, including five trips in their last seven seasons, and postseason play in 15 of the last 16 seasons. Fernandez led the Bulls to the NCAA Tournament for the fourth time in as many years in 2018 as the senior class became the first in program history to reach four NCAA Tournaments. The Bulls also reached their ninth Women's National Invitation Tournament (WNIT) in 2019, despite numerous season-ending injuries to key players, and advanced to the second round out the event.

Fernandez, who was officially named head coach on Nov. 14, 2000 - just seven months after arriving at USF as an assistant coach - has led the Bulls in an amazing turnaround under his tenure. In addition to the program's six trips to the NCAA Tournament, Fernandez has also guided USF to nine WNIT appearances, which includes the 2009 WNIT title and a semifinal appearance in 2014. The Bulls have also advanced to the American Athletic Conference (AAC) Tournament championship game in four of the past five seasons and have made at least the semifinal round during every season in the AAC.

Fernandez also knows how to get the most out of his talent with Maria Jespersen earning Associated Press All-America honorable mention honors in 2018. USF has had two players earn AP All-America honorable mention honors, Jespersen and Courtney Williams, in 2016, and Fernandez has coached them both.

Playing for Fernandez could also lead to the pros, as was the case for five players in program history to be drafted by WNBA teams. Courtney Williams became the second player in program history to be selected in the first round in 2016, going eighth overall to the Phoenix Mercury. Other Bulls selected in the WNBA Draft, under Fernandez, include Inga Orekhova, who was chosen 18th overall by the Atlanta Dream in 2014; Andrea Smith, who was chosen 35th by the Connecticut Sun in 2013 and Jessica Dickson,

who was chosen 21st in the 2007 WNBA Draft by the Sacramento Monarchs.

USF made its first-ever NCAA Tournament during the 2005-06 season. Fernandez also led USF to its first-ever NCAA Tournament victory with a 71-70 win over Texas Tech in 2013. Fernandez and the Bulls made history again in 2015, when they hosted USF's first-ever NCAA Tournament basketball game at the Yuengling Center. The Bulls defeated LSU in the first round, in front of a hometown crowd of over 5,000 fans. In his third NCAA Tournament in four years, Fernandez took the Bulls back to the second round, defeating No. 22 Colorado State 48-45 in Los Angeles, Calif. USF returned to the tournament in 2017, but the Bulls lost at the buzzer to Missouri.

The Miami native has had 14 seasons with a .500 record or better leading USF. In the 22 years prior to his arrival, the Bulls recorded just three winning seasons, all 14-13 slates. Fernandez has guided USF to nine seasons with 20-plus wins, including a 26-8 record during the 2017-28 campaign that marked the fourth straight season with 24 or more wins. He posted his 300th career win at USF during the 2016-17 season and has compiled a record of 354-259 in 19 seasons leading the Bulls' program, including 13 or more wins in The American in four of six seasons in the conference. The Bulls have posted 11 wins over Top 25 ranked teams, including an 84-65 pasting of No. 13 Ohio State in the Yuengling Center in 2018.

Fernandez believes to be the best you have to play the best. Since arriving at USF, Fernandez and his staff have worked to schedule the toughest teams in women's basketball. The Bulls have sought after perennial powers like Baylor, DePaul, Florida, Florida State, Georgia, Louisville, Notre Dame, LSU, Miami, Michigan State, Nebraska, Ohio State, Oklahoma, UNLV, Texas and Wake Forest, to name a few. USF has boasted some of the toughest strength of schedules in the country.

Fernandez got his start in coaching while working on his associates degree at Miami-Dade CC Kendall - where he earned his degree in 1991. Fernandez served as a student assistant coach for the men's basketball team and was immediately thrown into the fray with on-floor coaching, scouting, and most importantly, overseeing recruiting correspondence and getting his name out in front of coaches around the state.

It was at Miami-Dade that Fernandez met Cesar Odio, who not only saw his tremendous potential and hired him as a student assistant, but then promoted him to a full-time assistant coach upon his graduation in 1991. He would stay at Miami-Dade for one season (1991-92) before becoming the assistant boys' basketball coach at Miami's Sunset High School (1992-94).

Following his two seasons at Sunset, Fernandez and Odio would renew acquaintances when Odio was tabbed head men's basketball coach at Barry University in Miami Shores, Fla. (1994-96). Fernandez came along as Odio's top assistant and immediately established himself as a coach that had a sharp eye for talent and potential. During his brief two-year stay at Barry, Fernandez helped the Buccaneers to consecutive winning seasons, after the program only produced just two in the first 10 years, and a combined 34-21 record.

Fernandez entered the world of girls' basketball in 1996, when he secured his first head coaching job at Miami's Lourdes Academy. During his three seasons at Lourdes, Fernandez led the Bobcats to a stellar 83-16 (.838) record and a trip to the state 5A championship game in 1998 where they finished as the runner-up. In addition to his coaching responsibilities at Lourdes, Fernandez established valuable roots among Florida and high school coaches from around the nation as director and founder of the successful Miami Suns AAU program.

Fernandez would then break into collegiate women's basketball when he returned to Barry for his second of

## THE FERNANDEZ FILE

Born	Nov. 18, 1971
Hometown	Miami, Fla.
College	FIU, 1994
	B.S. in Physical Ed.
Wife	Tonya
Children	Sydney, Alex, Taylor Brianna and Brooke

## NCAA APPEARANCES (6)

2006, 2013, 2015, 2016, 2017, 2018

## WNIT APPEARANCES (9)

2004, 2005, 2007, 2008, 2009, 2010, 2012, 2014, 2019

## WNIT FINAL FOUR (2)

2009, 2014

## WNIT CHAMPIONSHIP (1)

2009

## COACHING CAREER

1989-91	Miami-Dade CC Kendall, Student Asst.
1991-92	Miami-Dade CC Kendall, Asst. Coach
1992-94	Sunset High School, Asst. Boy's Coach
1994-96	Barry University, Asst. Men's Coach
1996-99	Lourdes Academy (Miami), Head Coach
1996-99	Miami Suns AAU, Head Coach
1999-2000	Barry University, Asst. Coach
2000-present	USF, Head Coach

two tours of duty at the school. In his second stint, he served one year (1999-00) as the top assistant coach for the Buccaneers. Although it was just one season, Fernandez helped Barry record the second-most wins in the program's history as the Buccaneers posted a 22-8 record and the program's second-best slate ever in the Sunshine State Conference at 10-4. The team's 22 wins that season is still just one of three 20-wins campaigns for Barry

since the women's basketball team started competing during the 1988-89 season.

After graduating from Miami-Dade Kendall, Fernandez earned his bachelor's degree in physical education in 1994 from Florida International University. Along with his coaching duties at the beginning of his professional career, Fernandez also taught physical education at Miami's

Coral Reef Senior High School, Southwest Senior High School and Hialeah Middle School.

Fernandez and his wife, Tonya, live in Tampa with their daughters, Sydnie, Alex, Taylor, Brianna and Brooke.

### JOSE FERNANDEZ YEAR-BY-YEAR

Year	School	Overall	Conf.	Postseason
2000-01	USF	4-24	1-15	-
2001-02	USF	14-13	4-10	-
2002-03	USF	7-20	2-12	-
2003-04	USF	14-15	7-7	WNIT First Round
2004-05	USF	21-11	9-5	WNIT Second Round
2005-06	USF	19-12	9-7	NCAA First Round
2006-07	USF	21-12	9-7	WNIT Second Round
2007-08	USF	16-16	5-11	WNIT First Round
2008-09	USF	27-10	8-8	WNIT Champions
2009-10	USF	15-16	6-10	WNIT First Round
2010-11	USF	12-19	3-13	-
2011-12	USF	19-16	8-8	WNIT Third Round
2012-13	USF	22-11	9-7	NCAA Second Round
2013-14	USF	23-13	13-5	WNIT Semifinals
2014-15	USF	27-8	15-3	NCAA Second Round
2015-16	USF	24-10	14-4	NCAA Second Round
2016-17	USF	24-9	11-5	NCAA First Round
2017-18	USF	26-8	13-3	NCAA First Round
2018-19	USF	19-16	7-9	WNIT Second Round
2019-20	USF	17-11	9-5	-
Totals	20 Seasons	371-270	162-154	



### JOSE FERNANDEZ HEAD COACHING BREAKDOWN

Year	Overall	Home	Road	Neutral	Conf.	Postseason
2000-01	4-24	4-13	0-11	0-0	1-15	-
2001-02	14-13	9-6	5-7	0-0	4-10	-
2002-03	7-20	7-8	0-12	0-0	2-12	-
2003-04	14-15	9-6	5-8	0-1	7-7	0-2 (C-USA, WNIT)
2004-05	21-11	13-2	7-8	1-1	9-5	2-2 (C-USA, WNIT)
2005-06	19-12	12-3	5-7	2-2	9-7	0-2 (BIG EAST, NCAA)
2006-07	21-12	15-3	4-8	2-1	9-7	2-2 (BIG EAST, WNIT)
2007-08	16-16	11-7	3-8	2-1	5-11	1-2 (BIG EAST, WNIT)
2008-09	27-10	16-6	9-3	2-1	8-8	6-1 (BIG EAST, WNIT)
2009-10	15-16	9-8	5-7	1-1	6-10	0-2 (BIG EAST, WNIT)
2010-11	12-19	8-7	2-10	2-2	3-13	-
2011-12	19-16	11-3	4-7	4-6	8-8	3-2 (BIG EAST, WNIT)
2012-13	22-11	11-5	9-3	2-3	9-7	2-2 (BIG EAST, NCAA)
2013-14	23-13	13-8	9-5	1-0	13-5	5-2 (AAC, WNIT)
2014-15	27-8	13-3	9-3	5-2	15-3	3-2 (AAC, NCAA)
2015-16	24-10	15-1	6-6	3-3	14-4	3-2 (AAC, NCAA)
2016-17	24-9	10-4	8-2	6-3	11-5	2-2 (AAC, NCAA)
2017-18	26-8	13-1	8-3	5-4	13-3	2-2 (AAC, NCAA)
2018-19	19-16	11-5	5-6	3-5	7-9	3-2 (AAC, WNIT)
2019-20	17-11	13-2	4-5	0-4	9-5	-



## TALE OF THE TAPE

## THE SMU SERIES

Series Record	USF leads, 12-1
USF at home	USF leads, 6-0
USF at SMU	USF leads, 3-1
USF at neutral site	USF leads, 3-0
First meeting	Nov. 18, 2001 (W, 79-64)
Last meeting	Jan. 26, 2019 (L, 46-44)
Last USF win	Feb. 14, 2018 (64-54)
Last SMU win	Jan. 26, 2019 (46-44)
Current streak	SMU, one win

## STATISTICAL COMPARISON

USF		SMU
17-11 (9-5)	Overall Record (AAC Record)	12-14 (6-8)
39.5	Field Goal%	36.9
32.6	3-Pt. Field Goal%	25.3
69.7	Free Throw%	64.4
34.8	Oppt. Field Goal%	37.1
30.4	Oppt. 3-Pt. Field Goal%	30.2
66.4	Oppt. Free Throw%	63.9
42.7	Rebounding Avg.	42.2
+10.2	Rebounding Margin	5.3
13.7	Assists/Gm.	13.6
17.2	Turnovers/Gm.	19.0
3.8	Blocks/Gm.	3.9
6.6	Steals/Gm.	9.0
65.0	Points/Gm.	58.5
56.2	Points Allowed/Gm.	59.0

## USF CAREER STATS VS. SMU

No.	Name	G	Ppg	Rpg	Apq
0	Pehadzic	1	5.0	8.0	0.0
1	Alvarez	-	-	-	-
2	Lazic	-	-	-	-
3	Harvey	1	17.0	3.0	2.0
4	Pinzan	1	0.0	0.0	2.0
5	Tsineke	-	-	-	-
12	Bermejo	-	-	-	-
20	Mununga	-	-	-	-
21	Leverett	2	3.0	5.5	1.0
22	Brabencova	-	-	-	-
23	Henshaw	4	6.7	7.5	0.5
31	Jordao	-	-	-	-
34	Serrat	-	-	-	-

## BULLS' CAREER STARTS &amp; GAMES PLAYED

No.	Name	16-17	17-18	18-19	19-20	Tot	GP
0	Pehadzic	-	0	23	9	32	70
1	Alvarez	-	-	-	8	8	15
2	Lazic	-	-	-	-	-	1
3	Harvey	-	-	24	12	36	50
4	Pinzan	-	-	15	20	35	54
5	Tsineke	-	-	-	18	18	23
12	Bermejo	-	-	-	1	1	19
20	Mununga	-	-	-	24	24	25
21	Leverett	-	0	24	8	32	88
22	Brabencova	-	-	-	14	14	23
23	Henshaw	24	19	21	13	77	129
31	Jordao	-	-	12	10	22	39
34	Serrat	-	-	-	-	-	-

## TICKET &amp; PROMOTION INFORMATION

■ For ticket questions or to purchase tickets, please visit [USFBullsTix.com](http://USFBullsTix.com) or call 1-800-Go-Bulls ... Single-game tickets are available; however, courtside seats are sold out for the 2019-20 season.

■ The Bulls' regular season home finale, on Saturday against SMU at 7 p.m., will be Senior Night and Fan Appreciation Night ... In addition to honoring USF's lone senior, Tamara Henshaw, Hillsborough and Pasco County Schools can get upper sideline seats for \$15 or baseline seats for \$10 where a portion of each ticket sale goes back to Hillsborough County Public Schools and Pasco County Schools ... Call 1-800-Go-Bulls for more information.

## UP NEXT FOR USF

■ USF closes out the regular season on Monday at 7 p.m., when it travels to Hartford to face UConn at the XL Center as part of Big Monday on ESPN2.

■ Following its regular season finale, the Bulls will head to Uncasville, Conn., for the 2020 AAC Women's Basketball Tournament at the Mohegan Sun Arena, March 6-9 ... Tournament pairings and the tournament bracket will be released Monday night.

## A QUICK LOOK AT THE BULLS

■ The Bulls lead, or are in the top five, in the American Athletic Conference in several statistical categories through games of Feb. 26:

Assist/Turnover Ratio	4th (0.80)
Total Assists	4th (383)
Assists Per Game	4th (13.7)
Blocked Shots	5th (107)
FG Percentage Defense	2nd (34.8)
Free Throw Percentage	4th (69.7)
Scoring Defense	2nd (56.2)
Scoring Margin	2nd (+8.8)
Scoring Offense	5th (65.0)
3-Pt FG Attempted	1st (622)
3-Point FG Made	2nd (203)
3-Pt FG Made Per Game	2nd (7.3)
3-Pt FG Made Percentage	3rd (32.6)
Rebounding Margin	1st (+10.2)
Total Rebounds	1st (1,196)
Rebounds Per Game	2nd (42.7)
Offensive Rebounds Per Game	2nd (15.4)

■ In just 23 collegiate games, Elena Tsineke has made her presence felt for the Bulls after being cleared to play by the NCAA ... Tsineke missed the first five games of the season after being ruled ineligible by the NCAA ... Tsineke leads the team in scoring, averaging 12.3 points per game ... She has scored double figures in 15 of the 23 games she has played in, including career-high 25 points against Temple on Feb. 9, and two 20-point efforts, at Temple on Jan. 16 and against Houston on Jan. 29 ... Tsineke was 8-for-18 (44.4 percent) from the field, including 3-for-7 (42.9 percent) from behind the arc, and a perfect 6-for-6 from the free-throw line against the Owls ... She also netted 19 points, three times, against Florida Gulf Coast on Nov. 29 in the Cancun Challenge, against Cincinnati in The American opener on Jan. 5 and against East Carolina on Feb. 25 ... She is shooting 38.2 percent (95-for-249) from the field, including 33.0 percent (37-for-112) from behind the arc, and 87.3 percent (55-for-63) from the free-throw line.

■ Bethy Mununga comes into Saturday's game averaging just shy of a double-double in the 25 games she has played this season ... She missed three games - Idaho, Mississippi State and UNLV - with a hamstring injury ... Her 9.6 points per game and 9.7 rebounds per outing are fourth and first on the team, respectively, and her rebounds per game average is second in the AAC, and 34th nationally, through Feb. 26 ... She has scored in double figures in 14 of the 25 games she has played in, including career highs of 16 points at Baylor (Nov. 19), against Brown (Dec. 30) and Cincinnati (Jan. 3) ... She's shooting 50.5 percent (98-for-194) from the field on the year.

■ Mununga has recorded a double-double in eight of the 25 games she has played in ... She has grabbed double-digit rebounds in 14 games, and in four of the last five.

■ Freshman Maria Alvarez - lost for the season with a knee injury suffered against Cincinnati on Jan. 5 - was third on the team, averaging 8.8 points per game, and second in assists, dropping 3.3 dimes per game, through her last game against Cincinnati ... She had a career afternoon, pouring in 20 points against VCU on Nov. 15 ... Alvarez posted a 14-point effort against Idaho on Dec. 15, with 12 of her 14 points coming in the fourth quarter on 4-for-4 shooting ... She hit back-to-back threes in the last two minutes of the game to secure the win.

## USF WEEKLY MEDIA PLANNER

MON. 24	TUE. 25	WED. 26	THURS. 27	FRI. 28	SAT. 29	SUN. 1
Practice, 12:45-4 p.m.	vs. ECU, 7 p.m.	Practice, 12:45-4 p.m.	Practice, 12:45-4 p.m.	Practice, 12:45-4 p.m.	vs. SMU, 7 p.m.	Practice TBA Depart to Hartford



■ Alvarez's 34 three-point field goals made were third in The American and 67th in the nation at the time of her injury on Jan. 5.

■ Sydney Harvey is back to her old self after missing the first 10 games of the season due to a leg injury ... She's second on the team in scoring, averaging 10.9 points per game, and has scored double figures in nine of the last 14 games ... She set a career high for three-point shots made in a game with seven against Temple (7-for-8) en route to a career-high tying 25 points on Feb. 9 ... Harvey had a near perfect offensive night shooting 7-for-10 (70.0 percent) from the field and 4-for-4 from the free-throw line to go along with her three-point performance.

■ Elisa Pinzan is third on the team in scoring, averaging 9.8 points per game, posted a career high tying 23-point effort against UCF on Jan. 19 ... She shot 53.3 percent (8-for-15) from the field and 58.3 percent (7-for-12) from behind the three-point arc ... She set career highs with eight field goals and seven three-point shots made against the Knights ... Pinzan had back-to-back 18- and 15-point efforts against Tulane on Feb. 13 and No. 5/6 UConn on Feb. 16, respectively ... She has netted double digits in four of the last five games, coming off an 10-point effort on Feb. 25 against East Carolina ... Pinzan also netted 14 points against No. 2/2 Baylor on Nov. 19 ... Despite missing five games - Idaho, Mississippi State, UNLV, Brown and Cincinnati - due to an ankle injury, she continues to lead the team in assists per game, and is currently dishing out 4.7 per game, which is second in the AAC through Feb. 26 ... Pinzan handed out six or more assists in seven of the past 14 games - back to Dec. 6 - and in six-of-13 since returning from her ankle injury at Tulsa on Jan. 19.

■ Tamara Henshaw, second on the team in rebounding, comes into the SMU game with 872 career boards, following her seven-rebound effort at

Memphis on Feb. 19 ... She reached the 800-rebound plateau with her seven boards against Cincinnati on Jan. 5 ... Against Memphis, Henshaw moved past Jessica Lawson (2007-10), and her 872 rebounds, into sixth on the all-time list ... Next up, in fifth place, is Maria Jespersen (2014-18) with 891 career rebounds.

■ Kristyna Brabencova is averaging 7.5 points per game on the year and 3.7 rebounds per contest ... She missed three games - Cincinnati, Temple and Tulane - due to a sprained ankle suffered against Houston (Jan. 29), and one, against Memphis (Feb. 22) due to illness ... She has scored double figures in eight games this season, in five of her last 10 played, and seven of her last 14 ... Her double-figure outing at Tulsa on Jan. 12 was a career-high 17 points performance on 6-for-9 shooting (66.7 percent), including 2-for-3 (66.7 percent) from long range, and a perfect 2-for-2 from the free-throw line.

### SCOUTING SMU

■ SMU comes into its game against USF with a 12-14 record and a 6-8 mark in The American ... The Mustangs, who have won their last two straight games, and three of their last four, are just 2-7 this season on the road.

■ Kayla White if one of two players averaging double-figure points for SMU ... White is netting 11.0 points per game on the year and is followed in second by Johnasia Cash, averaging 10.5 points per outing, while also pacing the Mustangs on the boards, grabbing 9.5 rebounds per game.

### THE SERIES AGAINST THE MUSTANGS

■ USF holds a commanding 12-1 lead in the all-time series, with its lone loss coming last season, 46-44, on Jan. 26 ... Prior to last year's setback, the Bulls had won 12-straight dating back to the 2001-02 campaign.

### USF WHEN ...

Leading at halftime	15-3
Trailing at halftime	2-8
Tied at halftime	0-0
Overtime	0-0
USF shoots 50% or better from field	1-0
USF shoots 40-49% from field	11-1
USF shoots under 40% from field	5-10
Opp. shoots 50% or better from field	0-0
Opp. shoots 40-49% from field	3-5
Opp. shoots under 40% from field	14-6
USF outrebounds opponent	17-10
Opp. outrebounds USF	0-1
Tied in rebounds	0-0
USF records 10 or more steals	3-2
USF records 15 or more assists	7-1
USF commits less than 15 turnovers	10-1
USF commits 15 or more turnovers	7-10
USF commits less turnovers than opp.	9-0
USF commits more turnovers than opp.	8-10
USF shoots 70% or better from the line	8-6
USF shoots under 70% from the line	9-5
USF scores 59 points or less	2-7
USF scores between 60-69 points	6-3
USF scores between 70-79 points	5-1
USF scores between 80-89 points	3-0
USF scores between 90-99 points	1-0
USF scores more than 100 points	0-0
Two or less Bulls score in double figures	3-8
Three Bulls score in double figures	6-3
Four or more Bulls score in double figures	8-0
USF plays at Yuengling Center	13-2
USF plays on the road	4-5
USF plays at a neutral site	0-4
Playing in November	5-4
Playing in December	3-2
Playing in January	5-2
Playing in February	4-3
Playing in March	0-0
Playing on Saturday	2-2
Playing on Sunday	5-3
Playing on Monday	1-0
Playing on Tuesday	3-1
Playing on Wednesday	2-1
Playing on Thursday	1-3
Playing on Friday	3-1
Playing during the afternoon	10-8
Playing during the evening	7-3
Games decided by three points or less	1-1
Games decided by four to 10 points	6-5
Games decided by 11-20 points	1-4
Games decided by more than 20 points	8-1

### SCORING MARGINS

#### Points: Margin of victory

1	2	3	4	5	6	7	8	9	10+
-	-	1	-	-	1	2	1	-	12

#### Points: Margin of defeat

1	2	3	4	5	6	7	8	9	10+
-	-	1	1	1	-	1	1	-	6

### 2019-20 USF STARTING LINEUPS

Forward	Forward	Forward/Center	Guard	Guard	W-L
Mununga	Brabencova	Henshaw	Pinzan	Pehadzic	1-0
Mununga	Brabencova	Jordao	Pinzan	Pehadzic	1-0
Mununga	Septe	Henshaw	Pinzan	Pehadzic	1-0
Mununga	Brabencova	Jordao	Pinzan	Pehadzic	1-0
Mununga	Alvarez	Jordao	Pinzan	Pehadzic	0-1
Mununga	Alvarez	Henshaw	Pinzan	Pehadzic	1-0
Mununga	Brabencova	Henshaw	Pinzan	Pehadzic	0-1
Mununga	Septe	Leverett	Pinzan	Tsineke	1-1
Mununga	Brabencova	Henshaw	Alvarez	Tsineke	1-1
Jordao	Pehadzic	Henshaw	Alvarez	Tsineke	1-1
Jordao	Brabencova	Henshaw	Alvarez	Harvey	0-1
Mununga	Brabencova	Henshaw	Alvarez	Harvey	1-0
Mununga	Brabencova	Henshaw	Tsineke	Harvey	1-1
Mununga	Brabencova	Henshaw	Pinzan	Harvey	0-1
Mununga	Brabencova	Jordao	Pinzan	Tsineke	3-0
Mununga	Harvey	Jordao	Pinzan	Tsineke	0-1
Mununga	Harvey	Leverett	Pinzan	Tsineke	3-2
Bermejo	Harvey	Leverett	Pinzan	Tsineke	1-0

## A LOOK AT THE AMERICAN

## AMERICAN ATHLETIC CONFERENCE STANDINGS (THROUGH FEB. 26)

	AAC	Pct.	Over.	Pct.
UConn	14-0	1.000	24-3	.889
Cincinnati	9-5	.643	18-9	.667
UCF	9-5	.643	17-9	.654
USF	9-5	.643	17-11	.607
Temple	7-7	.500	15-12	.556
Wichita State	7-7	.500	15-12	.556
Tulane	7-7	.500	12-15	.444
SMU	6-8	.429	12-14	.462
Houston	5-9	.357	12-16	.429
East Carolina	5-9	.357	8-19	.296
Memphis	4-10	.286	13-14	.481
Tulsa	2-12	.143	7-20	.259

## PRESEASON POLL

1. UConn (11)	7. Tulane
2. USF	8. Memphis
T3. UCF (1)	9. Wichita State
T3. Cincinnati	10. Tulsa
5. Houston	11. ECU
6. Temple	12. SMU

## UPCOMING AAC SCHEDULE (ALL TIMES ARE EASTERN)

## February 29

Tulsa at Temple	2 p.m.
UConn at Houston	3 p.m.
UCF at Memphis	3 p.m.
Cincinnati at Wichita State	3 p.m.
Tulane at ECU	6 p.m.
SMU at USF	7 p.m.

## March 2

Wichita State at UCF	7 p.m.
ECU at Cincinnati	7 p.m.
USF at UConn	7 p.m.
Memphis at SMU	8 p.m.
Temple at Tulane	8 p.m.
Houston at Tulsa	8 p.m.

## March 6

at AAC Tournament First Round (Uncasville, Conn.)	TBA
---	-----

## March 7

at AAC Tournament Quarterfinals (Uncasville, Conn.)	TBA
---	-----

## March 8

at AAC Tournament Semifinals (Uncasville, Conn.)	TBA
--	-----

## March 9

at AAC Tournament Championship (Uncasville, Conn.)	TBA
--	-----

## USF all-time against SMU

11/18/01	H	W, 79-64
12/19/10	N	W, 61-55
1/4/14	A	W, 76-62
3/1/14	H	W, 72-51
1/14/15	H	W, 82-59
2/10/15	H	W, 72-51
1/7/16	H	W, 83-56
1/31/16	A	W, 66-48
3/5/16	N	W, 73-60
1/25/17	A	W, 52-51
3/4/17	N	W, 62-55
2/14/18	H	W, 64-54
1/26/18	A	L, 46-44

## LAST TIME OUT

■ USF turned a one-point deficit at the end of the first quarter into a 20-point advantage at halftime as the Bulls rolled to an 81-52 win over East Carolina at the Yuengling Center on Feb. 25 ... Elena Tsineke scored a team-high 19 points while Sydney Harvey had 14 points and Shae Leverett tallied 13 in the victory ... Leverett also grabbed a game-high 11 rebounds for her second double-double of the season and the seventh of her career ... In addition, Beatriz Jordao and Elisa Pinzan scored 11 and 10 points, respectively.

## MISCELLANEOUS USF STATISTICS

## Double Figure Scorers

Elene Tsineke	16
Bethy Mununga	14
Sydney Harvey	9
Elisa Pinzan	9
Kristyna Brabencova	8
Maria Alvarez	7
Shae Leverett	5
Enna Pehadzic	4
Tamara Henshaw	4
Christina Bermejo	1
Beatriz Jordao	1

## Double-Doubles

Bethy Mununga	8
Shae Leverett	2
Tamara Henshaw	1

## Games Leading (Sharing) Scoring Honors

Elene Tsineke	7 (2)
Elisa Pinzan	4
Maria Alvarez	4
Enna Pehadzic	3
Bethy Mununga	1 (1)
Sydney Harvey	1 (1)
Tamara Henshaw	1 (1)
Shae Leverett	(3)
Kristyna Brabencova	(1)

## Games Leading (Sharing) Rebounding Honors

Bethy Mununga	18 (1)
Tamara Henshaw	4 (2)
Shae Leverett	4 (2)

■ After trailing 17-16 at the end of the first quarter, the Bulls outscored ECU, 31-10, in the second behind Tsineke's 12 second quarter points ... Tsineke, who was playing against her twin sister, Katerina, had 16 points in the first 20 minutes of play ... USF took a 47-27 halftime lead and extended the advantage to as many as 34 midway through the fourth quarter never allowing the Pirates to challenge after the first quarter.

■ East Carolina's damage was limited to only two people as Lashonda Monk (23) and Taniyah Thompson (16) scored 30 of the Pirates' 52 points ... For the game, USF shot 41.5 percent (27-for-65) from the field and a near perfect 90.0 percent (20-for-22) from the free-throw line.

## MORE WITH LESS

■ Although it isn't as bad as the 2018-19 campaign when USF lost three potential all-conference players to season ending injuries, but for the second-straight year the Bulls have been hit with the injury bug in a big way ... Entering the SMU game, USF has seven players that have missed a total of 63 games, and the Bulls are still within reach of winning 20 games for the ninth time during Jose Fernandez's head coaching tenure ... Of the seven players, two - Mihaela Lazic and Maria Alvarez - have been lost for the season.

## USF'S LARGEST IN 2019-20

Lead	51, 2X, last vs. Temple (73-22)
Deficit	25 vs. Mississippi State (86-61)
Margin of victory	51 vs. Alabama State (80-29)
Margin of defeat	25 vs. Mississippi State (86-61)
Halftime lead	42, vs. Temple (58-16)
Halftime deficit	10 vs. Mississippi State (47-37)
Deficit in win	10 vs. Idaho (13-3)
Halftime deficit in win	5 vs. Brown (33-28)
Lead in loss	13 at Cincinnati (32-19)
Halftime lead in loss	9 at Cincinnati (32-23)

## USF: HOME, ROAD &amp; NEUTRAL

Category	Home	Road	Neutral
Record	13-2	4-5	0-4
Field Goal%	41.5	38.0	35.6
3-Pt. Field Goal%	36.5	28.9	26.3
Free Throw%	72.5	65.5	67.4
Oppt. Field Goal%	33.7	32.1	45.2
Oppt. 3-Pt. Field Goal%	29.6	27.6	38.6
Oppt. Free Throw%	68.2	65.9	63.6
Rebounding Avg.	44.2	41.0	41.0
Rebounding Margin	+12.1	+8.3	+7.0
Assists/Gm.	14.9	12.3	12.0
Turnovers/Gm.	14.5	20.2	20.5
Blocks/Gm.	3.5	4.2	4.0
Steals/Gm.	6.5	7.1	6.3
Points/Gm.	71.3	56.8	59.8
Points Allowed/Gm.	52.2	55.1	73.8



■ During the 2018-19 campaign, a total of six players missed a combined 86 games due to injury.

#### Games missed during 2019-20 due to injury

PG __ Mihaela Lazic (back - season ending) _____	27
G __ Maria Alvarez (knee - season ending) _____	13
G __ Sydni Harvey (knee) _____	10
PG __ Elisa Pinzan (ankle) _____	5
W __ Kristyna Brabencova (ankle, illness) _____	5
F __ Bethy Mununga (hamstring) _____	3

**Note** - Elena Tsineke was ruled ineligible by the NCAA for the first five games of the season and did not play. She is not included in this figure.

#### SYDNI HARVEY, ELENA TSINEKE SWEEP WEEKLY POW HONORS

■ Sydni Harvey and Elena Tsineke were named the American Athletic Conference Player of the Week and Freshman of the Week, respectively, for the week ending Feb. 9, when the league announced its awards on Feb. 10 ... It marked the second player of the week honor of the season for Tsineke and the first for Harvey.

■ Harvey recorded one of the best games of her collegiate career in USF's lone game of the week, a dominating 99-51 win over Temple on Feb. 9 ... She poured in a career-high tying 25 points in what was a near perfect offensive performance, shooting 7-for-10 (70 percent) from the field, including 7-for-8 (87.5 percent) from behind the three-point arc, and a perfect 4-for-4 from the free-throw line ... Her seven made treys made marked a career high ... In addition, Harvey had two assists, two steals, one rebound and zero turnovers in just 28 minutes of play ... On the year, Harvey is second on the team in scoring, averaging 12.2 points per game.

■ Not to be outdone, Tsineke recorded the best game of her collegiate career against the Owls, netting a career-high 25 points, with 21 coming in the first half ... She surpassed her career-high of 20 - set two times previously - in the first 20 minutes of the contest ... Tsineke was 8-for-18 (44.4 percent) from the field, 3-for-7 (42.9 percent) from behind the three-point arc, and a perfect 6-for-6 from the charity stripe ... She also had four assists and three rebounds in a career-high 38 minutes of action ... This season, Tsineke leads the Bulls in scoring, averaging 12.7 points per game.

#### USF's 2019-20 Weekly AAC Honorees

Enna Pehadzic _____	Player of the Week (Nov. 11)
Maria Alvarez _____	Freshman of the Week (Nov. 18)
Bethy Mununga _____	AAC Honor Roll (Nov. 18)
Bethy Mununga _____	AAC Honor Roll (Nov. 25)
Maria Alvarez _____	AAC Honor Roll (Dec. 9)
Maria Alvarez _____	AAC Honor Roll (Dec. 16)
Shae Leverett _____	AAC Honor Roll (Dec. 16)
Bethy Mununga _____	AAC Honor Roll (Dec. 31)
Elena Tsineke _____	Freshman of the Week (Jan. 6)
Kristyna Brabencova _____	Freshman of the Week (Jan. 13)
Sydni Harvey _____	AAC Honor Roll (Jan. 13)
Bethy Mununga _____	AAC Honor Roll (Jan. 27)
Sydni Harvey _____	AAC Player of the Week (Feb. 9)
Elena Tsineke _____	Freshman of the Week (Feb. 9)

#### TAMARA HENSHAW NAMED TO DUEL IN THE DESERT ALL-TOURNAMENT TEAM

■ Senior forward Tamara Henshaw was named to the Duel in the Desert All-Tournament Team, after her performance in the two-game event, Dec. 19-21.

■ Despite averaging just 7.0 points per game against No. 15 Mississippi State and UNLV, Henshaw was a force on the boards grabbing 11.5 rebounds per contest, in addition to 1.5 steals and 1.0 blocked shots per outing ... She pulled down 10 rebounds to go along with six points against the Bulldogs in the tournament opener, along with two steals ... Against the Lady Rebels, Henshaw grabbed 13 rebounds and netted eight points.

#### ELENA TSINEKE NAMED TO CANCUN CHALLENGE ALL-TOURNAMENT TEAM

■ After just four collegiate games, freshman Elena Tsineke was named to the Cancun Challenge All-Tournament Team for her efforts in the three-game event, Nov. 28-30.

■ Tsineke averaged 11.7 points per game and 2.3 rebounds per outing - against South Dakota State, Florida Gulf Coast and Notre Dame - in the Cancun Challenge ... She shot 11-27 (40.7 percent) from the floor, 6-17 (35.3 percent) from behind the arc, and 7-8 (87.5 percent) from the charity stripe ... She scored double figures in two of the three outings, including a career-high 19 points Florida Gulf Coast on 5-for-9 (55.6 percent) shooting from the field, 2-for-4 (.500) from three-point range, and a near perfect 7-for-8 (87.5 percent) from the free-throw line ... She also had two assists and two steals against the Eagles ... She followed that up the next morning with

#### TOP 25 RANKINGS

##### ASSOCIATED PRESS (as of Feb. 24)

1.	South Carolina (27)	27-1
2.	<b>Baylor (2)</b>	<b>25-1</b>
3.	Oregon (1)	25-2
4.	Stanford	24-3
5.	Louisville	25-3
6.	<b>UConn</b>	<b>23-3</b>
7.	Maryland	23-4
8.	NC State	23-3
9.	UCLA	23-4
10.	<b>Mississippi State</b>	<b>23-5</b>
11.	Gonzaga	27-2
12.	Texas A&M	22-5
13.	Arizona	22-5
14.	Northwestern	24-3
15.	Kentucky	20-6
16.	DePaul	25-4
17.	Oregon State	20-8
18.	Iowa	22-5
19.	Florida State	21-6
20.	South Dakota	26-2
21.	Missouri State	23-3
22.	Indiana	21-7
23.	Princeton	21-1
24.	Arizona State	19-9
25.	TCU	20-5

Also Receiving Votes: TCU, **Florida Gulf Coast**, LSU, Tennessee, Stony Brook, Central Michigan, Fresno State.

##### USA TODAY/WBCA COACHES POLL (as of Feb. 25)

1.	South Carolina (20)	27-1
2.	<b>Baylor (8)</b>	<b>26-1</b>
3.	Oregon (3)	26-2
4.	<b>UConn</b>	<b>23-3</b>
5.	Louisville	25-3
6.	Stanford	24-4
7.	Maryland	23-4
8.	UCLA	23-4
9.	Mississippi State	23-5
10.	Gonzaga	27-2
11.	NC State	23-4
12.	South Dakota	26-2
13.	Arizona	22-5
14.	Texas A&M	22-5
15.	DePaul	25-4
16.	Kentucky	20-6
17.	Missouri State	23-3
18.	Oregon State	20-8
19.	Northwestern	24-3
20.	Iowa	22-5
21.	Princeton	21-1
22.	Florida State	21-6
23.	<b>Florida Gulf Coast</b>	<b>27-2</b>
24.	Indiana	21-7
25.	TCU	20-5

Also Receiving Votes: Arizona State, Arkansas, Central Michigan, Old Dominion, Troy.; Stony Brook, Ohio St., Duke, Drexel, Coastal Carolina.

#### GETTING SOCIAL WITH THE BULLS

■ Fans are encouraged to follow @USFWBB on Twitter, and "Like" USF women's basketball on Facebook ([www.Facebook.com/USFwomensbasketball](http://www.Facebook.com/USFwomensbasketball)) for the latest Bulls' basketball news ... Follow all of USF's athletic teams on Twitter (@USFAthletics), Facebook (Facebook.com/USFAthletics), YouTube (BullsVision), and Instagram (USFAthletics).

12 points and four rebounds against 2019 NCAA national runner-up Notre Dame.

### NEW LOOK BULLS

■ USF has seven players returning from last year's roster, including two preseason AAC All-Conference selections - Enna Pehadzic and Sydni Harvey - however it also welcomes six new additions.

■ The Bulls added five incoming freshmen in Maria Alvarez, Mihaela Lazic, Elana Tsineke, Cristina Bermejo and Kristyna Brabencova, in addition to tow-time NJCAA All-American, Bethy Mununga.

### CLEANING THE GLASS

■ USF, the American Athletic Conference leader in rebounding a year ago, got on the glass early and often in the season opener against Jacksonville on Nov. 5 ... The Bulls pulled down 63 rebounds against the Dolphins which is second in The American through Feb. 26.

■ In addition, the 63 boards is tied for the eighth most in program history in a single game, and the most since grabbing 67 against Houston Baptist on Nov. 12, 2017.

■ USF's 63 total rebounds mark only the fifth time since 2000 that it has grabbed 62-or-more rebounds in a game ... The single game record is 76 set against Rollins on Nov. 8, 1980.

■ USF followed up its 63 rebound effort with 52 against Howard on Nov. 12 ... USF also grabbed 53 rebounds against Alabama State on Dec. 6, and 51 against Idaho on Dec. 15, in back-to-back games, and, most recently, 50 against East Carolina on Feb. 25.

■ Despite USF totaling its second fewest rebounds of the season against No. 2/2 Baylor, the Bulls found themselves outrebounding the Bears, 35-33, including 15-10 on the offensive boards.

■ The Bulls lost the battle of the boards for the first time - and only time - this season, against UCF on Jan. 19, when the Knights held a 44-32 rebounding advantage ... USF is outrebounding the opposition, this season, 1,146-881 (42.4-32.6).

### THE BULLS HAVE BEEN TREYMENDOUS

■ USF has had the hot hand from behind the three-point arc this season, hitting 203 treys in its 28 games ... The Bulls come into the SMU game second in The American in three-point field goals made, through Feb. 26, and 47th in the nation ... USF hit double-digit treys six times this year.

### Games with double-digit three-point FGM

17	Alabama State (Dec. 6)
13	Temple (Feb. 9)
10	Tulane (Jan. 25)
10	UCF (Jan. 19)
10	VCU (Nov. 15)
10	Jacksonville (Nov. 5)

■ Against Alabama State on Dec. 6, USF was on fire from behind the arc, hitting 17 treys, the second most in school history, behind only the 21 made against Southern on Dec. 15, 2017 ... The 17 made is tied for the 13th most in the nation this season through Feb. 26.

■ The Bulls hit the second most threes in a game this season, netting 13 against Temple on Feb. 9.

### DOUBLE DIPPING

■ USF newcomer Bethy Mununga has gotten her career in the Green and Gold off to an impressive start ... The two-time NJCAA All-American has recorded eight double-doubles in her 25 games with the Bulls ... Most recently, Mununga netted 11 points and grabbed a career-high 17 rebounds at Tulane, on Feb. 13.

■ Included in her eight double-doubles is a career-high tying 16 points, along with 12 boards against No. 2/2 Baylor on Nov. 19.

■ In addition to Mununga, Shae Leverett and Tamara Henshaw are the only other players on the roster to record a double-double this year ... Leverett posted a 12-point, 13-rebound effort against Saint Francis (Pa.), on Nov. 24, and, most recently, she scored 13 points and grabbed 11 rebounds against East Carolina for the seventh of her career ... Henshaw had 15 points and grabbed 10 rebounds against Brown on Dec. 30 for the 11th of her career.

### 2019-20 USF double-doubles

Leverett	Feb. 25 vs. East Carolina (13 pts./11 rbs.)
Mununga	Feb. 13 at Tulane (11 pts./17 rbs.)
Mununga	Jan. 22 at Wichita State (13 pts./15 rbs.)
Mununga	Dec. 30 vs. Brown (16 pts./14 rbs.)
Henshaw	Dec. 30 vs. Brown (15 pts./10 rbs.)
Mununga	Nov. 28 vs. South Dakota State (15 pts./12 rbs.)
Leverett	Nov. 24 vs. St. Francis (Pa.) (12 pts./13 rbs.)
Mununga	Nov. 19 vs. No. 2/2 Baylor (16 pts./12 rbs.)
Mununga	Nov. 15, 2019 vs. VCU (14 pts./12 rbs.)
Mununga	Nov. 12 vs. Howard (14 pts./11 rbs.)
Mununga	Nov. 5 vs. Jacksonville (11 pts./12 rbs.)

### LACING 'EM UP AGAINST THE BEST

■ During 2019-20, the Bulls will battle through their usual daunting schedule featuring 12 teams that advanced to either the NCAA Tournament (8) or the WNIT (4).

■ In addition to the eight teams that advanced to the NCAA Tournament that dot USF's schedule, the Bulls will face three of the four No. 1 seeds from last season's "Big Dance" ... USF will play the two teams that played for the national championship - in Tampa at Amalie Arena - when the Bulls travel to Baylor (Nov. 19) and then face Notre Dame (Nov. 30) in the Cancun Challenge ... In addition, USF will take on Mississippi State (Dec. 19) in the Duel in the Desert in Las Vegas, along with its annual AAC home-and-home with UConn (Feb. 16, March 2).

■ USF also faces Texas (Nov. 8) at home, South Dakota State (Nov. 28) and Florida Gulf Coast (Dec. 29) in Cancun, and UCF (Jan. 19, Feb. 19).

## 2019-20 USF HONORS

### Maria Alvarez

- AAC Freshman of the Week (Nov. 18)
- AAC Weekly Honor Roll (Dec. 9)
- AAC Weekly Honor Roll (Dec. 16)

### Kristyna Brabencova

- AAC Weekly Honor Roll (Jan. 16)

### Sydni Harvey

- AAC Weekly Honor Roll (Jan. 13)
- AAC Player of the Week (Feb. 10)

### Tamara Henshaw

- Duel in the Desert All-Tournament Team (Dec. 21)

### Shae Leverett

- AAC Weekly Honor Roll (Dec. 16)

### Bethy Mununga

- AAC Weekly Honor Roll (Nov. 18)
- AAC Weekly Honor Roll (Nov. 25)
- AAC Weekly Honor Roll (Dec. 30)
- AAC Weekly Honor Roll (Jan. 27)

### Enna Pehadzic

- AAC Player of the Week (Nov. 11)
- College Madness AAC Player of the Week (Nov. 11)
- Preseason All-AAC

### Elisa Pinzan

- ESPN SportsCenter Top 10 play, No. 7 (Feb. 10)

### Elena Tsineke

- Cancun Challenge All-Tournament Team (Nov. 30)
- AAC Freshman of the Week (Jan. 6)
- AAC Freshman of the Week (Feb. 10)

## HOME, SWEET HOME

■ To say that USF has defended their home court over the last five-plus seasons - 91 games - is an understatement ... The Green and Gold have dropped just 16 games (75-16), since the beginning of the 2014-15 season, including four or fewer losses five times during that stretch.

## Seasons with four or fewer home losses since the beginning of the 2014-15 season

2019-20	13-2
2017-18	13-1
2016-17	10-4
2015-16	15-1
2014-15	13-3

■ USF has also proven to be one of the elite teams in The American, and to do that you need to win games at home ... The Bulls are 36-13 in AAC games at home, and were 29-5 prior to the 2018-19 season.

■ Games at the Yuengling Center are no vacation for nonconference foes when they come to Tampa ... Over the last five-plus seasons, the Bulls have posted a 36-2 record in nonconference games at home, which includes this seasons wins over Jacksonville (70-39), No. 15/15 Texas (64-57), Howard (82-53), VCU (77-55), Saint Francis (Pa.) (62-23), Alabama State (80-29), Idaho (67-64) and Brown (Dec. 30) ... USF has won 21 straight nonconference games, and 33 of its last 34, with the only loss coming to Louisville during the 2016-17 season.

■ During the last five-plus years, the likes of Oklahoma, LSU, Louisville, Penn State, Oklahoma State, St. John's, and this season Texas, have visited USF for non-conference tilts.

## PRIMED FOR THE POSTSEASON

■ USF made 15 postseason tournament appearances and had six NCAA Tournament berths in head coach Jose Fernandez's previous 19 seasons ... The all-time winningest coach in program history, he has guided USF to nine 20-win seasons, two WNIT final four appearances, the 2009 WNIT championship and won more than 350 games.

## BULLS SHINE ON THE INTERNATIONAL STAGE

■ Before the team's preparation for the 2019-20 season, five Bulls showcased their talent on the world stage at the FIBA U20 Women's European Championship and 2019 Women's Pan American Games over the summer.

■ USF was represented well in Klatovy, Czech Republic and Prishtina, Kosovo at the FIBA U20 Women's European Championships with four Bulls competing for four different countries - freshman wing Kristyna Brabencova (Czech Republic), sophomore center Beatriz Jordao (Portugal), sophomore point guard Elisa Pinzan (Italy) and freshman guard Elena Tsineke (Greece) ... Pinzan earned team bragging rights as she, and her Italian teammates, took home the gold, defeating Russia, 70-67.

■ Freshman guard Maria Alvarez (Bal Harbour, Fla.) played for the Colombia senior national team at the 2019 Pan American Games in August in Lima, Peru ... It's been a busy stretch of basketball for Alvarez, who averaged 12 points, 4.4 rebounds and a team-best 3.1 assists in seven games for Colombia at the FIBA U19 Women's Basketball World Cup in July in Thailand.

## PEHADZIC, HARVEY EARN '18-19 ALL-AAC KUDOS

■ The Bulls welcome back two players that earned AAC all-conference honors at the conclusion of the 2018-19 season, in redshirt junior guard Enna Pehadzic and freshman Sydney Harvey.

■ Pehadzic averaged 12.1 points per game and 15.4 points per outing in The American ... Against East Carolina on Feb. 20, 2019, Pehadzic poured in a career-high 35 points, the second highest point total by any AAC player during the 2018-19 campaign ... Pehadzic also earned AAC All-Tourney honors.

■ Joining Pehadzic was Harvey, who was named to the AAC All-Freshman team after her rookie campaign ... Harvey averaged 11.7 points per outing and made an immediate impact for the Bulls ... She poured in a career-high 25 points against Tulane on Jan. 19, 2019, and was twice named the Freshman of the Week ... She also owns two AAC Honor Roll awards and was named to the Paradise

Jam Tournament All-Star Team after her 52-point burst in the U.S. Virgin Islands.

## A SOLID FRONT COURT RETURNS FOR USF

■ Returning this season for the Bulls in the frontcourt is a trio of players - Beatriz Jordao, Shae Leverett and Tamara Henshaw - that made noise in The American, or early on in the year, before the injury bug hit.

■ Henshaw, the Bulls' lone senior, is expected to continue being a force inside ... She averaged 6.5 points per game but was a real problem on the glass for the opposition, grabbing a team leading 8.1 rebounds per outing which ranked fourth in the AAC ... In addition, she grabbed 10.3 rebounds per contest in AAC games, which was tops in the conference.

■ Leverett, a redshirt junior center, averaged 7.4 points and 7.5 rebounds per contest, which was good enough for second on the team ... She recorded eight double-figure scoring performances and grabbed double-digit rebounds seven times ... Leverett also rejected 1.6 blocks per game, good enough for third in The American, and 2.6 rejections per outing in conference action which led the league.

■ Jordao, a sophomore center, averaged 11.3 points, 5.7 rebounds and 1.9 blocks per game before suffering a season-ending injury after just 12 games ... She started her career with a bang, recording a double-double at Ohio State on Nov. 6, 2018, with 17 points and 10 rebounds.

## USF PICKED 2ND IN AAC PRESEASON POLL

■ USF was picked second in the preseason American Athletic Conference Poll, it announced on Oct. 14.

■ The Bulls, who earned 107 points, were selected behind only UConn (121), which enters its final season in The American. UCF (96) and Cincinnati (96) are tied for third while Houston (81) rounds out the top five teams in the preseason poll. Temple (68), Tulane (59), Memphis (42) and Wichita State (37) were slotted sixth through ninth, respectively, with Tulsa (33), East Carolina (31) and SMU (21) rounding out the bottom three teams.

## USF WOMEN'S HOOPS INVITED TO PLAY IN BAD BOY MOWERS BATTLE 4 ATLANTIS

■ The University of South Florida women's basketball team has been invited to take part in the inaugural Bay Boy Mowers Battle 4 Atlantis tournament in Paradise Island, Bahamas at the Atlantis Paradise Island Hotel.

The tournament will be held Nov. 21-23, 2020, immediately preceding the men's tournament that runs each year through the Thanksgiving holiday as one of the premier events on the early college basketball schedule.

"Just like every year, we want to give ourselves great opportunities to play quality opponents in November and December," said USF head coach Jose Fernandez. "We are very excited to take part in the first Battle 4 Atlantis for women."

The Bulls will be joined by a host of collegiate women's basketball powers, including current No. 3 Oregon, No. 6 South Carolina, Syracuse, Central Michigan, Marquette, Minnesota and Oklahoma. Opponents, game times and additional tournament details will be announced at a later date.





### ELENA TSINEKE NOTES

■ Elena Tsineke has had a great start to her collegiate career after being cleared to play by the NCAA - on Nov. 20 - and missing the first five games of the year ... She currently leads the team in scoring, averaging 12.3 points per contest ... She is shooting 38.2 percent (95-for-249) from the field, including 33.0 percent (37-for-112) from behind the three-point arc, and an impressive 87.3 percent (55-for-63) from the charity stripe.

■ The freshman from Greece is a two-time American Athletic Conference Freshman of the Week honoree (Jan. 6 and Feb. 10).

■ Tsineke has scored double figures in 16 of the 23 games she has played in wearing the Green and Gold ... She logged career-high 25 points in the Bulls' rout over Temple on Feb. 9, shooting 44.4 percent (8-for-18) from the field, 42.9 percent (3-for-7) from behind the three-point arc, and an impressive 88.9 percent (40-for-45) from the free-throw line, to go along with four assists ... She surpassed her previous career best when she had two 20-point efforts at Temple on Jan. 16 and on Jan. 29 against Houston ... She was 7-for-15 (46.7 percent) from the field, including 4-for-7 (57.1 percent) from behind the arc, and a perfect 2-for-2 from the free-throw line against the Owl's in the first meeting of the year, and 9-for-19 (41.9 percent) from the floor against the Cougars.

■ Tsineke dropped in a game high 13 points, in 21 minutes, on 4-for-8 (50.0 percent) shooting from the field, 1-for-2 (50.0 percent) from three-point range, and 4-for-5 (80.0 percent) from the free-throw line against Saint Francis (Pa.) on Nov. 24 in her collegiate debut ... In addition, she recorded one rebound and a steal in the win.

■ Tsineke had 19 points against Florida Gulf Coast, on Nov. 29 in the Cancun Challenge, on 5-for-9 shooting (55.6 percent), 2-for-4 from behind the three-point arc, and a near perfect 7-for-8 (87.5 percent) from the free-throw line ... She then opened up AAC play with her second 19-point performance on Jan. 5, in the Bulls' 76-68 win over Cincinnati ... Tsineke was 5-for-10 (50.0 percent) from the field, 3-for-7 (42.9 percent) from three-point range, and a perfect 6-of-6 from the line en route to her 19 points against the Bearcats ... On Feb. 25 against East Carolina, the freshman scored 19 points on 40.0 percent (6-for-15) from the field, and an impressive 57.1 percent (4-for-7) from behind the arc, and a perfect 3-for-3 from the free-throw line.

■ Tsineke posted a 17-point outing against Brown on Dec. 30 ... She shot 46.2 percent (6-for-13) from the field, 42.9 percent (3-for-7) from three-point range, and 66.7 percent (2-for-3) from the charity stripe in the win.

■ Tsineke was named to the 2019 Cancun Challenge All-Tournament Team for her efforts in the three-game event ... Tsineke averaged 11.7 points per game and 2.3 rebounds per outing - against South Dakota State, Florida Gulf Coast and Notre Dame - in the Cancun Challenge ... She shot 11-for-27 (40.7 percent) from the floor, 6-for-17 (35.3 percent) from behind the arc, and 7-for-8 (87.5 percent) from the charity stripe.

### BETHY MUNUNGA NOTES

■ Bethy Mununga has had a good start to her USF career after making a name for herself as a two-time NJCAA All-American at Northeastern Oklahoma A&M College ... She did, however, miss three games due to an injured hamstring suffered against Alabama State on Dec. 6 ... She returned to the court on Dec. 30 against Brown ... This year Mununga has been named to the AAC weekly Honor Roll four times (Nov. 18 and Nov. 25, Dec. 31, and Jan. 27).

■ Mununga is fourth on the team in scoring, averaging 9.6 points per game, and is also tops on the team in rebounding, grabbing 9.7 boards per outing ... In addition, her rebounding average is second in The American, and 34th nationally, through Feb. 26.

■ Mununga is currently second in The American, and 24th in the nation, in offensive rebounds per game, through Feb. 26, grabbing 4.0 per outing.

■ She is shooting 50.5 percent (98-of-194) from the field and has shot less than 50 percent just nine times this season ... She was an efficient 75.0 percent (6-for-8) in the win over No. 15/15 Texas on Nov. 8 and shot at an 87.5 percent (6-for-7) clip against VCU on Nov. 15, and hit 83.3 percent (5-for-6) versus Temple on Feb. 9.

■ Mununga has eight double-doubles in her 25 games with the Bulls ... In addition, she was two rebounds shy of a double-double on Nov. 8, against No. 15/15 Texas, with 12 points and eight boards, and one rebound shy against UCF on Jan. 19 after scoring 12 points.

■ Mununga's last double-double was an 11-point, and career-high 17-rebound effort at Tulane on Feb. 13.

### Mununga's career double-doubles

Nov. 5, 2019 vs. Jacksonville	11 pts./12 rbs.
Nov. 12, 2019 vs. Howard	14 pts./11 rbs.
Nov. 15, 2019 vs. VCU	14 pts./12 rbs.
Nov. 19, 2019 vs. No. 2/2 Baylor	16 pts./12 rbs.
Nov. 28, 2019 vs. South Dakota State	15 pts./12 rbs.
Dec. 30, 2019 vs. Brown	16 pts./14 rbs.
Jan. 22, 2020 at Wichita State	13 pts./15 rbs.
Feb. 13, 2020 at Tulane	11 pts./17 rbs.

■ Mununga didn't show any ill effects from her pulled hamstring, which caused her to miss three games in December ... She returned to the hardwood on Dec. 30, against Brown, to score a career-high tying 16 points and grab a career-best 14 rebounds.

### MARIA ALVAREZ NOTES

■ Maria Alvarez was not fazed one bit by being thrown into the fire during her first collegiate season, unfortunately, however, she suffered a season-ending knee injury on Jan. 5 against Cincinnati ... Through the Cincinnati game, Alvarez was third on the team in scoring, averaging 8.8 points per game, and was second in assists dropping 3.3 dimes per contest ... She was also shooting 33.6 percent (44-for-131) from the field in her 15 games played ... Alvarez was recognized three times this season by the American Athletic Conference as AAC Rookie of the Week (Nov. 18) and as a two-time member of the weekly Honor Roll (Dec. 9 and Dec. 16).

■ Alvarez scored in double figures in three of the last six games she played in, and in seven of 15 games this season, including against VCU, on Nov. 15, when she poured in a career-high 20 points on 7-for-10 shooting (70.0 percent) from the field and 5-for-7 (71.4 percent) from three-point range ... She also had 14 points against Florida Gulf Coast on Nov. 29 in game two of the Cancun Challenge to go along with a career-high six assists.

■ Alvarez had an impressive game high 18-point performance against Alabama State on Dec. 6 ... She was 6-for-11 from the field (54.5 percent) from the field with all of her attempts coming from behind the arc.

■ Alvarez was clutch against Idaho, on Dec. 15, in the Bulls' 67-64 come-from-behind win ... She scored a team-high 14 points on 4-of-9 shooting (44.4 percent) from the field, including 4-of-7 (57.1 percent) from behind the three-point arc, and 2-for-2 from the free-throw line ... Alvarez went 4-for-4 from the field in the fourth quarter, for 12 points, including two back-to-back threes that cut the Vandals' lead from five to two points with 2:01 left in the game, and then another trey, on the next possession, to put the Bulls up for good, with just over a minute left ... In addition to her 14 points, Alvarez also recorded four points and four assists in the win.

### ELISA PINZAN NOTES

■ Elisa Pinzan comes into the SMU game averaging 9.8 points per game, good enough for third on the team ... The sophomore guard is also leading the team in assists per game, handing out 4.7 per outing, despite sitting out four games due to an ankle injury suffered against Alabama State on Dec. 6 ... She did dress against Cincinnati on Jan. 5, however did not play ... Pinzan dished out a career-high tying eight assists against VCU on Nov. 15.

■ Pinzan is second in the AAC in assists per game (4.7), and third in total assists with 107, through Feb. 26.

■ Pinzan has been an "Iron Woman" for the Bulls this season, logging six complete 40-minute games, including in five of the last 11 games ... In addition, she has played better than 35 minutes 10 times.

■ Since returning from her ankle injury at Tulsa on Jan. 12, Pinzan is averaging 11.2 points per game (146 pts.) and 5.0 assists per outing (65 ast.) in the 13 games ... Prior to her injury - in 10 games - Pinzan was averaging 8.0 points and 4.2 assists per contest.

■ Pinzan returned to the court on Jan. 12, at Tulsa, where she played 32 minutes, scored eight points and dished out seven assists against the Golden Hurricane ... She followed that up with a seven assist performance at Temple on Jan. 16.

■ Pinzan has dished out seven assists in five of the last 13 games played, dating back to the Dec. 6 game against Alabama State, the game she injured her ankle, and six or more in six of the last 12 games.

#### Elisa Pinzan's career games with five-plus assists

8	VCU (Nov. 15, 2019)
8	Tulane (March 8, 2019)
8	Bethune Cookman (Nov. 15, 2018)
7	Temple (Feb. 9, 2020)
7	Wichita State (Jan. 22, 2020)
7	Temple (Jan. 16, 2020)
7	Tulsa (Jan. 12, 2020)
7	Alabama State (Dec. 6, 2019)
7	Wichita State (Feb. 23, 2019)
7	Tulsa (Feb. 16, 2019)
7	Oklahoma (Nov. 18, 2018)
6	Memphis (2/22/20)
6	Tulane (Jan. 25, 2020)
6	Baylor (Nov. 19, 2019)
6	Memphis (Jan. 23, 2019)
6	Virginia (Dec. 21, 2018)
5	East Carolina (Feb. 25, 2020)
5	UCF (Jan. 19, 2020)
5	Texas (Nov. 8, 2019)
5	Jacksonville (Nov. 5, 2019)
5	UConn (March 3, 2019)
5	UCLA (Nov. 24, 2018)

■ In her most recent seven-assist game, against Temple on Feb. 9, Pinzan's behind-the-back pass to Elena Tsineke - splitting two defenders - earned her the No. 7 play of the day on ESPN SportsCenter's Top 10 for Feb. 10.

■ Pinzan poured in a career-high tying 23 points against UCF on Jan. 19 ... She shot 53.3 percent (8-for-15) from the field and 58.3 percent (7-for-12) from behind the three-point arc ... She set career-highs with eight field

goals and seven three-point shots made against the Knights ... Her 23 points is just her third 20-point outing of her career in the Green and Gold.

■ Pinzan poured in 19 points at Cincinnati on Feb. 2 ... She was 5-for-10 (50.0 percent) from the field, 3-for-7 (42.9 percent) from behind the three-point arc, and 6-for-8 (75.0 percent) from the charity stripe ... In addition, she had four assists and three steals ... She followed that up, two games later, with a game-high 18 points at Tulane on Feb. 13 ... Pinzan was 5-for-12 (41.7 percent) from the field, including 3-for-4 (75.0 percent) from behind the arc and 5-for-6 (83.3 percent) from the free-throw line against the Green Wave.

■ Pinzan recorded a, then, season high 14-point outing at No. 2/2 Baylor on Nov. 19, shooting 35.7 percent (5-for-14) from the field and 57.1 percent (4-for-7) from behind the three-point arc ... That came one game after she posted a 13-point outing against VCU on Nov. 15, shooting 41.7 percent (5-for-12) from the field and 40.0 percent (2-for-5) from behind the three-point arc.

#### TAMARA HENSHAW NOTES

■ Tamara Henshaw, the Bulls' lone senior, is averaging 5.5 points per game and is second on the team in rebounding, grabbing 6.6 boards per contest ... She has grabbed double-digit rebounds in seven of the last 19 games through USF's game against East Carolina on Feb. 26, including 11 boards in two of the last eight games against Houston on Jan. 29 and Cincinnati on Feb. 2.

■ Henshaw has scored in double figures four times this season, with 10 points against Saint Francis (Pa.) (Nov. 24) and against Florida Gulf Coast (Nov. 29) in Cancun, 15 points against Brown (Dec.30), and a game-high 13 points at Memphis on Feb. 22.

■ Henshaw grabbed a career high tying 15 rebounds against Alabama State on Dec. 6 ... She has grabbed double-digit rebounds 28 times in her collegiate career ... Most recently, she grabbed 11 rebounds against Cincinnati on Feb. 2.

#### Henshaw's career games with 11-plus rebounds

15	vs. Alabama State (Dec. 6, 2019)
15	vs. Tulane (March 8, 2019)
15	at Houston (Feb. 27, 2019)
15	at SMU (Jan. 26, 2019)
13	at UNLV (Dec. 21, 2019)
13	at Cincinnati (March 2, 2019)
13	vs. Stetson (Dec. 30, 2016)
12	vs. Idaho (Dec. 15, 2019)
12	vs. Wichita State (Feb. 23, 2019)
12	at East Carolina (Feb. 20, 2019)
12	at Tulane (Feb. 6, 2019)
11	at Cincinnati (Feb. 2, 2020)
11	vs. Houston (Jan. 29, 2020)

11	vs. Memphis (Jan. 23, 2019)
11	vs. Albany (Jan. 9, 2018)
11	at Tulane (Jan. 4, 2017)

■ With her three rebounds on Jan. 5, against Cincinnati, Henshaw became the eighth player in program history to reach the 800 career rebound plateau, finishing the game with 803 for her career ... She currently has 872 career rebounds, following East Carolina on Feb. 25 ... She surpassed Jessica Lawson (2007-10) and her 863 rebounds, with three boards against the Tigers, for sixth place on the school's all-time list ... Next up, in fifth place, is Maria Jespersen (2014-18) with 891 career rebounds.

#### USF career rebounding leaders

1.	Alisia Jenkins (2012-16)	1,284
2.	Wanda Guyton (1985-87-89)	1,077
3.	Courtney Williams (2012-16)	931
4.	Mary Klinewski (1982-85)	909
5.	Maria Jespersen (2014-18)	891
6.	<b>Tamara Henshaw (2016-present)</b>	<b>872</b>
7.	Jessica Lawson (2007-10)	863
8.	Nalini Miller (2003-07)	823
9.	Keira Rozier (1992-95)	770
10.	Jessica Dickson (2003-07)	746

■ Henshaw played in her 129th career game in the Green and Gold against East Carolina on Feb. 25 ... She is currently in sole possession of seventh, one games from equaling Akila McDonald (2010-14) in sixth place.

#### USF all-time career games played

1.	Shalethia Stringfield (2011-12, 13-16)	139
2.	Courtney Williams (2012-16)	138
3.	Maria Jespersen (2014-18)	134
4.	Shantia Grace (2005-09)	132
5.	Alisia Jenkins (2012-16)	131
6.	Akila McDonald (2010-14)	130
7.	<b>Tamara Henshaw (2016-present)</b>	<b>129</b>
8.	Tiffany Conner (2009-13)	125
	Jessica Dickson (2003-07)	125
10.	Jessica Lawson (2007-10)*	124
11.	Laura Ferreira (2014-19)	121
12.	Rachael Sheats (2003-07)	120
	Porche Grant (2006-09, 10-11)	120
14.	Nalini Miller (2003-07)	115
	Jasmine Wynne (2008-12)	115
16.	Alana Tanksley (2001-05)	113

\* Includes games played in 2004-05 with California

WHERE USF RANKS AS A TEAM IN THE NCAA (THROUGH FEB. 26)

NCAA Statistics

South Fla. - 2019-20 Women's Basketball Ranking Summary thru games 02/26/2020

Statistic	National Rank	Conference Rank	Value	National Leader	Value	Conference Leader	Value
Assist Turnover Ratio (348 ranked)	185	4	0.80	Oregon	1.84	UConn	1.31
Assists (348 ranked)	89	4	383	Baylor	607	UConn	507
Assists Per Game (348 ranked)	123	4	13.7	Baylor	22.5	UConn	18.8
Blocked Shots (347 ranked)	73	5	107	South Carolina	237	UConn	139
Blocked Shots Per Game (348 ranked)	89	6	3.8	South Carolina	8.5	UConn	5.1
Defensive Rebounds per Game (30 ranked)				Troy	32.7	UConn	30.0
Fewest Fouls (345 ranked)	254	9	483	UConn	302	UConn	302
Fewest Turnovers (348 ranked)	288	7	481	Penn	275	Cincinnati	355
Field-Goal Percentage (348 ranked)	187	6	39.5	Oregon	50.6	UConn	47.5
Field-Goal Percentage Defense (348 ranked)	16	2	34.8	Baylor	30.7	UConn	34.0
Free Throw Attempts (347 ranked)	196	7	442	Troy	676	Wichita St.	570
Free Throws Made (348 ranked)	185	6	308	Denver	459	Wichita St.	387
Free-Throw Percentage (348 ranked)	163	4	69.7	William & Mary	81.1	Cincinnati	73.5
Offensive Rebounds per Game (30 ranked)	14	2	15.4	Troy	22.9	SMU	16.1
Personal Fouls Per Game (348 ranked)	202	8	17.3	UConn	11.2	UConn	11.2
Rebound Margin (348 ranked)	7	1	10.2	Troy	15.7	South Fla.	10.2
Rebounds (348 ranked)	5	1	1,196	Troy	1,445	South Fla.	1,196
Rebounds Per Game (348 ranked)	19	2	42.71	Troy	55.58	UConn	42.78
Scoring Defense (348 ranked)	23	2	56.2	Princeton	48.0	UConn	54.1
Scoring Margin (348 ranked)	55	2	8.8	Baylor	32.1	UConn	23.2
Scoring Offense (348 ranked)	179	5	65.0	Oregon	85.8	UConn	77.3
Steals (348 ranked)	229	11	186	Alcorn	386	East Carolina	362
Steals Per Game (348 ranked)	257	11	6.6	Alcorn	14.3	East Carolina	13.4
Three Pt FG Defense (348 ranked)	131	5	30.4	Old Dominion	23.4	Tulane	28.4
Three-Point Field Goals Attempted (150 ranked)	51	1	622	FGCU	1,016	South Fla.	622
Three-Point Field Goals Made (348 ranked)	48	2	203	FGCU	350	UConn	234
Three-Point Field Goals Per Game (348 ranked)	68	2	7.3	FGCU	12.1	UConn	8.7
Three-Point Field-Goal Percentage (348 ranked)	102	3	32.6	UConn	40.1	UConn	40.1
Turnover Margin (348 ranked)	289	11	-2.71	FGCU	10.41	East Carolina	7.93
Turnovers Forced (348 ranked)	263	11	14.46	Alcorn	26.56	East Carolina	23.89
Turnovers Per Game (348 ranked)	245	6	17.2	FGCU	10.6	Cincinnati	13.1
Won-Lost Percentage (348 ranked)	109	4	60.7	South Carolina	96.4	UConn	88.9



## WHERE USF RANKS INDIVIDUALLY IN THE NCAA (THROUGH FEB. 26)

Statistic	Player	National Rank	Conference Rank	Value	National Leader	Value	Conference Leader	Value
Assist Turnover Ratio (250 ranked)	Elisa Pinzan	132	5	1.57	Kelly Campbell, DePaul	5.83	Asonah Alexander, Temple	2.60
Assists (146 ranked)	Elisa Pinzan	118	3	107	Sabrina Ionescu, Oregon	249	Reagan Bradley, SMU	121
Assists Per Game (250 ranked)	Elisa Pinzan	69	2	4.7	Sabrina Ionescu, Oregon	8.9	Reagan Bradley, SMU	4.7
Blocked Shots (147 ranked)					Sara Hamson, BYU	119	Olivia Nelson-Ododa, UConn	87
Blocked Shots Per Game (246 ranked)					Sara Hamson, BYU	4.58	Olivia Nelson-Ododa, UConn	3.22
Defensive Rebounds per Game (30 ranked)					Ellie Harmeyer, Belmont	9.7	Megan Walker, UConn	6.9
Double Doubles (43 ranked)					Ellie Harmeyer, Belmont	20	Mia Davis, Temple	16
					Unique Thompson, Auburn	20		
Field Goal Attempts (150 ranked)					Dyaisha Fair, Buffalo	508	Taniyah Thompson, East Carolina	453
Field Goals Made (148 ranked)					Chelsey Perry, UT Martin	242	Ilmar'l Thomas, Cincinnati	199
Field-Goal Percentage (250 ranked)					Monika Czinano, Iowa	70.2	Ilmar'l Thomas, Cincinnati	58.9
Final Points (196 ranked)					Chelsey Perry, UT Martin	630	Megan Walker, UConn	522
Free Throw Attempts (146 ranked)					Ellie Harmeyer, Belmont	212	Arsula Clark, Tulane	160
					Keni Jo Lippe, Oral Roberts	212		
Free Throws Made (144 ranked)					Ellie Harmeyer, Belmont	171	Mia Davis, Temple	112
					Keni Jo Lippe, Oral Roberts	171		
Free-Throw Percentage (250 ranked)					Jaylyn Agnew, Creighton	94.1	Kay Kay Wright, UCF	84.9
Minutes Played (150 ranked)					Dor Saar, Maine	1131:10	Dymond Gladney, Houston	1028:24
Minutes Played Per Game (150 ranked)					Rose Caverly, Vermont	39.40	Dymond Gladney, Houston	36.73
Offensive Rebounds per Game (30 ranked)	Bethy Mununga	24	2	4.0	Rodjanae Wade, UNLV	5.2	Mia Davis, Temple	4.2
Points Per Game (248 ranked)					Stella Johnson, Rider	24.8	Megan Walker, UConn	19.3
Rebounds (149 ranked)	Bethy Mununga	55	3	243	Ila Lane, UC Santa Barbara	353	Mia Davis, Temple	274
Rebounds Per Game (243 ranked)	Bethy Mununga	34	2	9.7	Ila Lane, UC Santa Barbara	13.1	Mia Davis, Temple	10.5
Steals (137 ranked)					Stephanie Karcz, Loyola Maryland	135	Lashonda Monk, East Carolina	108
Steals Per Game (248 ranked)					Stephanie Karcz, Loyola Maryland	5.19	Lashonda Monk, East Carolina	4.00
Three-Point Field Goals Attempted (145 ranked)					Taylor Robertson, Oklahoma	285	Marissa Mackins, Temple	206
Three-Point Field Goals Made (139 ranked)					Taylor Robertson, Oklahoma	121	Madison Griggs, Memphis	76
Three-Point Field Goals Per Game (250 ranked)	Elisa Pinzan	195	5	1.91	Taylor Robertson, Oklahoma	4.48	Madison Griggs, Memphis	2.81
Three-Point Field-Goal Percentage (156 ranked)					Abi Scheid, Northwestern	49.3	Megan Walker, UConn	43.6
Triple Doubles (3 ranked)					Sabrina Ionescu, Oregon	8		

## USF TV/RADIO PHOTO ROSTER

0




**Enna  
PEHADZIC**  
W | 5-9 | R-Jr.  
Horsens, Denmark

1



**Maria  
ALVAREZ**  
G | 5-7 | Fr.  
Bal Harbour, Fla.

2



**Mihaela  
LAZIC**  
PG | 5-6 | Fr.  
Slavonski Brod, Croatia

3



**Sydni  
HARVEY**  
G | 5-10 | So.  
Nashville, Tenn.

4



**Elisa  
PINZAN**  
PG | 5-8 | So.  
Murano, Italy

5



**Elena  
TSINEKE**  
G | 5-8 | Fr.  
Thessaloniki, Greece

12



**Cristina  
BERMEJO**  
W | 6-1 | Fr.  
Sant Just Desvern, Spain

20




**Bethy  
MUNUNGA**  
F | 6-0 | Jr.  
Zellik, Belgium

21




**Shae  
LEVERETT**  
C | 6-2 | R-Jr.  
Rincon, Ga.

22




**Kristyna  
BRABENCOVA**  
W | 6-0 | Fr.  
Brno, Czech Republic

23



**Tamara  
HENSHAW**  
F | 6-1 | Sr.  
Palm Coast, Fla.

31



**Beatriz  
JORDAO**  
C | 6-3 | So.  
Pombal, Portugal

34



**Silvia  
SERRAT**  
F | 6-1 | R-So.  
Banyoles, Spain

HEAD COACH



**Jose  
FERNANDEZ**  
20th Season

## USF ALL-TIME IN OVERTIME

■ **Overtime Games: 26-13**  
 ■ **20-8 under Jose Fernandez**

Year	Opponent	W/L	Score
2/21/75	vs. Rollins	W	64-62 (OT)
2/18/78	at Florida State	L	76-84 (OT)
12/3/81	at Youngstown State	W	63-61 (OT)
12/17/83	Florida A&M	W	66-64 (OT)
1/22/84	Alabama State	W	102-96 (3OT)
2/15/84	Florida Southern	L	61-64 (OT)
1/30/93	Virginia Tech	L	83-85 (OT)
2/15/93	at Mercer	L	72-73 (OT)
1/8/94	Charlotte	W	77-69 (OT)
12/4/98	Chattanooga	W	77-76 (OT)
12/16/98	Minnesota	L	64-68 (OT)

12/18/00	Western Kentucky	L	81-84 (OT)
1/28/01	Memphis	L	71-81 (OT)
11/30/02	Bethune-Cookman	W	66-59 (OT)
2/2/04	#18 TCU	W	89-84 (2OT)
2/6/04	at Cincinnati	W	66-64 (OT)
12/1/04	at #8 Connecticut	L	65-75 (OT)
12/7/05	#11 DePaul	W	79-77 (OT)
1/28/06	at #21 Notre Dame	W	68-64 (OT)
12/29/06	at Saint Joseph's	W	80-76 (OT)
1/13/07	Notre Dame	W	87-78 (OT)
11/28/08	vs. Iowa	W	82-79 (OT)
3/8/08	vs Syracuse	W	68-67 (OT)
1/10/09	St. John's	W	81-71 (OT)
3/21/09	FGCU	W	88-81 (OT)
11/13/09	Florida A&M	L	73-68 (OT)

11/28/09	Loyola Marymount	W	77-71 (OT)
12/18/10	UNLV	W	59-54 (OT)
11/12/11	vs. Arkansas	L	65-61 (OT)
11/23/11	vs. Central Michigan	W	86-80 (OT)
1/17/12	DePaul	W	66-63 (OT)
2/27/12	Providence	W	64-56 (OT)
11/13/12	at Clemson	W	75-73 (OT)
1/8/13	Notre Dame	L	75-71 (OT)
3/25/13	vs. California	L	82-79 (OT)
12/21/14	at Penn State	W	90-87 (OT)
1/20/16	at Memphis	L	88-87(OT)
12/20/17	vs Dayton	W	93-87(OT)
2/18/18	at UCF	W	77-68(OT)

## USF VS. RANKED OPPONENTS

■ **Overall vs. Ranked Opponents: 16-85**  
 ■ **14-85 under Jose Fernandez**

Date	Opponent	Rank	Score
1/31/94	Southern Miss	24	W, 80-74
2/23/97	Tulane	24	W, 80-71
12/28/02	Connecticut	2	L, 56-72
1/19/03	at DePaul	24	L, 57-63
1/4/04	at Georgia	12	L, 65-92
1/18/04	DePaul	17	L, 74-84
1/31/04	Houston	24	L, 57-62
2/2/04	TCU	18	W, 89-84 (2OT)
11/14/04	at Duke	6	L, 50-82
12/1/04	at Connecticut	8	L, 65-75 (OT)
1/30/05	at DePaul	17	L, 66-74
12/2/05	at North Carolina	7	L, 47-71
12/7/05	DePaul	11	W, 79-77 (OT)
12/10/05	Michigan State	13	L, 66-81
12/30/05	at LSU	3	L, 44-87
1/11/06	Rutgers	10	L, 65-66
1/24/06	at Connecticut	5	L, 47-77
1/28/06	at Notre Dame	21	W, 68-64 (OT)
2/5/06	at St. John's	25	L, 71-78
12/3/06	at Michigan State	20/18	L, 71-79
12/12/06	vs. Vanderbilt	12/12	L, 68-76
1/3/07	LSU	6/6	L, 48-60
1/16/07	Louisville	15/15	W, 74-58
1/20/07	at Pittsburgh	25/RV	L, 48-73
2/20/07	Connecticut	3/3	L, 67-81
2/24/07	at Marquette	19/19	L, 63-75
3/4/07	vs. Connecticut	3/3	L, 54-74
11/15/07	vs. Duke	10/9	L, 52-89
1/5/08	West Virginia	17/16	L, 73-79
1/30/08	at Connecticut	1/1	L, 48-71
2/5/08	DePaul	25/25	W, 78-73
2/16/08	Rutgers	5/4	L, 50-71
2/27/08	at Notre Dame	14/14	L, 49-92

3/9/08	vs. West Virginia	14/18	L, 42-64
11/27/08	vs. California	3/4	L, 55-85
1/06/09	Connecticut	1/1	L, 37-83
1/14/09	Louisville	7/11	L, 60-76
2/17/09	Notre Dame	24/24	L, 79-86
3/08/09	vs. Connecticut	1/1	L, 42-79
1/4/10	at Connecticut	1/1	L, 42-84
1/9/10	Georgetown	RV/25	L, 52-66
1/12/10	at Notre Dame	3/3	L, 64-81
1/16/10	Syracuse	25/25	W, 73-64
2/20/10	West Virginia	9/8	L, 45-54
12/2/10	Connecticut	1/1	L, 54-80
1/11/11	at DePaul	14/21	L, 61-77
1/22/11	at West Virginia	9/9	L, 52-78
2/5/11	Notre Dame	8/8	L, 68-76
2/8/11	at Georgetown	16/16	L, 38-67
2/16/11	St. John's	RV/22	L, 60-80
2/28/11	Georgetown	17/19	W, 60-55
1/7/12	Georgetown	16/16	L, 56-66
1/17/12	DePaul	14/21	W, 66-63 (OT)
1/27/12	at Connecticut	1/1	L, 62-77
2/1/12	West Virginia	9/9	L, 52-55
2/8/12	at St. John's	RV/22	L, 57-67
2/25/12	at Notre Dame	8/8	L, 68-80
3/3/12	vs. DePaul	14/21	L, 62-76
12/16/12	Nebraska	24/24	L, 52-62
1/8/13	Notre Dame	8/8	L, 71-75 (OT)
1/30/13	Louisville	12/12	L, 75-78
2/20/13	at Louisville	11/12	W, 73-62
2/23/13	Syracuse	18/21	W, 68-66
3/2/13	Connecticut	1/1	L, 51-85
3/10/13	vs. Notre Dame	2/2	L, 66-75
3/25/13	vs. California	6/6	L, 78-82 (OT)
11/8/13	Maryland	6/8	L, 70-78
12/14/13	vs. Oklahoma State	14/18	L, 56-75
1/12/14	Louisville	5/5	L, 54-62

1/26/14	at Connecticut	1/1	L, 53-81
2/2/14	at Louisville	5/5	L, 59-79
2/16/14	Connecticut	1/1	L, 38-63
3/9/14	vs. Louisville	3/4	L, 56-60
11/19/14	at Maryland	8/9	L, 67-85
11/29/14	vs. Kentucky	9/10	L, 57-61
1/18/15	at Connecticut	2/2	L, 50-92
3/2/15	Connecticut	1/1	L, 65-88
3/9/15	vs. Connecticut	1/1	L, 70-84
3/23/15	Louisville	8/8	L, 52-60
11/19/15	at Baylor	5/4	L, 63-65
12/30/15	vs. Mississippi State	8/8	L, 58-68
1/10/16	UConn	1/1	L, 59-75
2/15/16	at Louisville	11/12	L, 50-67
2/29/16	at UConn	1/1	L, 59-79
3/7/16	vs. UConn	1/1	L, 51-77
3/19/16	vs. Colorado State	22/22	W, 48-45
3/21/16	at UCLA	10/12	L, 67-72
1/10/17	at UConn	1/1	L, 37-102
1/22/17	Louisville	9/8	L, 52-66
2/19/17	Temple	RV/25	L, 71-77
2/27/17	UConn	1/1	L, 68-96
3/5/17	Temple	25/21	W, 63-58
3/6/17	UConn	1/1	L, 44-100
2/11/18	Ohio State	13/13	W, 84-65
1/13/19	at UConn	3/2	L, 46-63
3/4/19	vs. UConn	2/2	L, 47-57
3/10/19	vs. UConn	2/2	L, 45-81
11/8/19	Texas	15/15	W, 64-57
11/19/19	at Baylor	2/2	L, 46-58
12/19/19	vs. Mississippi State	15/15	L, 61-86
2/16/20	vs. UConn	5/6	L, 47-67



## USF CAREER HIGHS

**0 - ENNA PEHADZIC**

Points	35 at ECU (2/20/19)
Rebounds	13 at Temple (1/5/19)
Field Goals Made	9 vs. Tulane (3/8/19)
Field Goals Attempted	26 at ECU (2/20/19)
Three-Point Field Goals Made	6, 2X, last vs. Jacksonville (11/5/19)
Three-Point Field Goals Attempted	15 at ECU (2/20/19)
Free Throws Made	13 at ECU (2/20/19)
Free Throws Attempted	14 at ECU (2/20/19)
Assists	3, 2X, last at Tulane (2/13/20)
Steals	3, 2X, last vs. Memphis (1/23/19)
Blocks	2, 2X, last vs. Wichita State (2/23/19)
Minutes	40, 5X, last at ECU (2/20/19)

**1 - MARIA ALVAREZ**

Points	20 vs. VCU (11/15/19)
Rebounds	6, 2X, last at UNLV (12/21/19)
Field Goals Made	7 vs. VCU (11/15/19)
Field Goals Attempted	14 vs. Notre Dame (11/30/19)
Three-Point Field Goals Made	6 vs. Alabama State (12/6/19)
Three-Point Field Goals Attempted	13 vs. Notre Dame (11/30/19)
Free Throws Made	3 vs. Brown (12/30/19)
Free Throws Attempted	4, 2X, last vs. Brown (12/30/19)
Assists	6, 2X, last vs. Mississippi State (12/21/19)
Steals	2, 4X, last vs. Brown (12/30/19)
Blocks	0
Minutes	37 vs. Idaho (12/15/19)

**2 - MIHAELA LAZIC**

Points	0
Rebounds	2 vs. Jacksonville (11/5/19)
Field Goals Made	0
Field Goals Attempted	1 vs. Jacksonville (11/5/19)
Three-Point Field Goals Made	0
Three-Point Field Goals Attempted	1 vs. Jacksonville (11/5/19)
Free Throws Made	0
Free Throws Attempted	0
Assists	0
Steals	0
Blocks	0
Minutes	8 vs. Jacksonville (11/5/19)

**3 - SYDNI HARVEY**

Points	25, 2X, last vs. Temple (2/9/20)
Rebounds	7 vs. Memphis (1/23/19)
Field Goals Made	9 vs. Tulane (1/19/19)
Field Goals Attempted	18 at SMU (1/26/19)
Three-Point Field Goals Made	7 vs. Temple (2/9/20)
Three-Point Field Goals Attempted	8 vs. Temple (2/9/20)
Free Throws Made	8, 3X, last at Temple (1/16/20)
Free Throws Attempted	11 at Temple (1/16/20)
Assists	6 vs. Vermont (12/17/18)
Steals	2, 10X, last vs. Temple (2/9/20)
Blocks	1, 4X, last vs. East Carolina (2/25/20)
Minutes	40 vs. Creighton (12/20/18)

**4 - ELISA PINZAN**

Points	23, 2X, last vs. UCF (1/19/20)
Rebounds	7, 3X, last vs. UConn (2/16/20)
Field Goals Made	8 vs. UCF (1/19/20)
Field Goals Attempted	20 vs. UConn (2/16/20)
Three-Point Field Goals Made	7 vs. UCF (1/19/20)
Three-Point Field Goals Attempted	12 vs. UCF (1/19/20)
Free Throws Made	8 vs. Houston (3/9/19)
Free Throws Attempted	8, 6X, last vs. Texas (11/8/19)
Assists	8, 3X, last vs. VCU (11/15/19)
Steals	5, 2X, last at Wichita State (1/22/20)
Blocks	1, 2X, last at Cincinnati (2/2/20)
Minutes	40, 10X, last at Memphis (2/22/20)

**5 - ELENA TSINEKE**

Points	25 vs. Temple (2/9/20)
Rebounds	5 at Temple (1/16/20)
Field Goals Made	9 vs. Houston (1/29/20)
Field Goals Attempted	19 vs. Houston (1/29/20)
Three-Point Field Goals Made	4, 2X, last at Temple (1/16/20)
Three-Point Field Goals Attempted	12 vs. Notre Dame (11/30/19)
Free Throws Made	7 vs. Florida Gulf Coast (11/29/19)
Free Throws Attempted	8 vs. Florida Gulf Coast (11/29/19)
Assists	5 at Tulane (2/13/20)
Steals	4 vs. Tulane (1/25/20)
Blocks	1, 6X, last vs. East Carolina (2/25/20)
Minutes	37, 2X, last vs. Temple (2/9/20)

**12 - CRISTINA BERMEJO**

Points	10 vs. Idaho (12/15/19)
Rebounds	5, 3X, last at Tulane (2/13/20)
Field Goals Made	4 vs. Idaho (12/15/19)
Field Goals Attempted	9 vs. Idaho (12/15/19)
Three-Point Field Goals Made	2 vs. Idaho (12/15/19)
Three-Point Field Goals Attempted	5 vs. Idaho (12/15/19)
Free Throws Made	3 vs. Temple (2/9/20)
Free Throws Attempted	3 vs. Temple (2/9/20)
Assists	5 at Memphis (2/22/20)
Steals	2, 3X, last at Memphis (2/22/20)
Blocks	2, 2X, last vs. Alabama State (12/6/19)
Minutes	24 at Memphis (2/22/20)

**20 - BETHY MUNUNGA**

Points	16, 3X, last vs. Cincinnati (1/5/20)
Rebounds	17 at Tulane (2/13/20)
Field Goals Made	7 vs. Cincinnati (1/5/20)
Field Goals Attempted	14 vs. Brown (12/30/19)
Three-Point Field Goals Made	1 at Baylor (11/19/19)
Three-Point Field Goals Attempted	2 vs. Brown (12/30/19)
Free Throws Made	6 vs. Brown (12/30/19)
Free Throws Attempted	7 vs. Baylor (11/30/19)
Assists	3, 2X, last vs. East Carolina (2/25/20)
Steals	4 at Memphis (2/22/20)
Blocks	4 at Wichita State (1/22/20)
Minutes	39 at Baylor (11/19/19)

## USF CAREER HIGHS

**21 - SHAE LEVERETT**

Points	20 vs. Wichita State (2/23/19)
Rebounds	18 vs. Wichita State (2/23/19)
Field Goals Made	6, 3X, last vs. James Madison (2/23/19)
Field Goals Attempted	10 vs. Wichita State (2/23/19)
Three-Point Field Goals Made	0
Three-Point Field Goals Attempted	1 at Houston (2/27/19)
Free Throws Made	10 vs. Wichita State (2/23/19)
Free Throws Attempted	12 at SMU (1/26/19)
Assists	3 at ECU (2/20/19)
Steals	3 vs. UConn (3/4/19)
Blocks	7 vs. Memphis (1/23/19)
Minutes	40, 2X, last at SMU (1/26/19)

**22 - KRISTYNA BRABENCOVA**

Points	17 at Tulsa (1/12/19)
Rebounds	11 vs. Idaho (12/15/19)
Field Goals Made	7 vs. Brown (12/30/19)
Field Goals Attempted	16, 2X, last vs. Cincinnati (1/5/20)
Three-Point Field Goals Made	4 vs. Alabama State (12/6/19)
Three-Point Field Goals Attempted	9 vs. Alabama State (12/6/19)
Free Throws Made	5 vs. Howard (11/12/19)
Free Throws Attempted	6 vs. Howard (11/12/19)
Assists	7 vs. Cincinnati (1/5/20)
Steals	3, 2X, last at Tulsa (1/12/19)
Blocks	3, 2X, last vs. Brown (12/30/19)
Minutes	37, 2X, last vs. UCF (1/19/20)

**23 - TAMARA HENSHAW**

Points	16 vs. Memphis (1/23/19)
Rebounds	15, 4X, last vs. Alabama State (12/6/19)
Field Goals Made	8 vs. Memphis (1/23/19)
Field Goals Attempted	12 vs. Temple (3/5/17)
Three-Point Field Goals Made	0
Three-Point Field Goals Attempted	1, 5X, last at Cincinnati (2/2/20)
Free Throws Made	6 vs. Idaho (12/15/19)
Free Throws Attempted	8 vs. Idaho (12/15/19)
Assists	5 vs. UCF (1/8/19)
Steals	4, 2X, last vs. Oklahoma (11/18/18)
Blocks	4 Tulane (2/12/17)
Minutes	40 vs. Santa Clara (12/20/16)

**31 - BEATRIZ JORDAO**

Points	18 vs. North Carolina (11/23/18)
Rebounds	10 vs. Ohio St. (11/6/18)
Field Goals Made	8, 3X, last vs. New Hampshire (11/30/18)
Field Goals Attempted	11 vs. New Hampshire (11/30/18)
Three-Point Field Goals Made	0
Three-Point Field Goals Attempted	0
Free Throws Made	4 vs. Kentucky (11/22/18)
Free Throws Attempted	8 vs. Kentucky (11/22/18)
Assists	2, 5X last vs. UCF (1/19/20)
Steals	1, 8X, last at Tulane (2/13/20)
Blocks	4, 3X, last vs. George Washington (12/9/18)
Minutes	29 vs. North Carolina (11/23/18)

**34 - SILVIA SERRAT**

Points	0
Rebounds	0
Field Goals Made	0
Field Goals Attempted	0
Three-Point Field Goals Made	0
Three-Point Field Goals Attempted	0
Free Throws Made	0
Free Throws Attempted	0
Assists	0
Steals	0
Blocks	0
Minutes	0

## NOV. 5, 2018 | JACKSONVILLE | TAMPA, FLA.



Official Basketball Box Score - Final  
**Jacksonville at South Fla.**  
 11/05/19 Yuengling Center, Tampa  
 2019-20 Women's Basketball

Game Time: 10:30 PM  
 Game Duration: 1:55  
 Attendance: 4,495

Officials: Rod Creech, Angel Kent, Chastity Taylor

Jacksonville - 39

Record: 0-1

NO. Name	Min	FG	3P	FT	Rebounds	Fouls	TP	AS	TO	ST	Blocks	+/-
		M-A	M-A	M-A	OR DR TOT	PF FD					BS BA	
21 Jada Perry	F 24:03	2-10	0-3	1-2	0 1 1	5 1	5	2	3	2	1 1	-30
20 Shalonda Neely	C 19:54	0-6	0-0	0-2	0 6 6	4 2	0	0	0	1	1 0	-28
3 DaNasia Shaw	G 06:48	0-0	0-0	0-0	0 0 0	0 0	0	0	1	0	0 0	-10
22 Alexis Burns	G 11:36	0-4	0-1	0-0	0 1 1	1 0	0	0	1	0	0 3	-19
23 Shakyla Nevitt	G 33:02	5-15	2-6	0-0	0 1 1	1 1	12	0	1	2	0 0	-25
0 Kiara Meeks	25:20	2-10	0-3	2-4	1 3 4	1 4	6	2	0	2	0 0	-7
1 Destiny Marshall	13:43	3-9	1-2	2-2	4 4 5	0 2	9	0	1	2	0 1	-8
5 Shekinah Rachel	12:42	0-1	0-0	0-0	0 3 3	5 1	0	1	1	1	0 0	-4
13 Mariah Batz	18:36	0-2	0-2	0-0	0 3 3	0 0	0	2	0	2	0 0	-9
4 Alexis Pierce	05:00	0-0	0-0	0-0	0 0 0	0 0	0	0	0	0	0 0	-5
12 Tamia Stallings	09:25	1-1	0-0	0-0	1 0 1	1 0	2	1	1	0	0 0	-1
2 Erin Wilson	07:13	2-3	1-1	0-0	0 0 0	1 0	5	0	0	0	0 0	-6
10 Kassidy Ingram	05:37	0-0	0-0	0-0	0 1 1	0 0	0	0	2	0	0 0	-4
15 Johné Stewart	01:41	0-0	0-0	0-0	0 0 0	0 0	0	0	0	0	0 0	-1
Team					4 1 5		0		1			
Totals		15-61	4-18	5-10	7 24 31	19 11	39	8	12	12	2 7	-31

Technical Fouls: NONE

South Fla. - 70

Record: 1-0

NO. Name	Min	FG	3P	FT	Rebounds	Fouls	TP	AS	TO	ST	Blocks	+/-
		M-A	M-A	M-A	OR DR TOT	PF FD					BS BA	
20 Bethy Mununga	F 23:19	5-8	0-0	1-2	5 7 12	2 4	11	2	3	1	1 0	30
22 Kristyna Brabencova	F 21:36	1-7	0-2	0-2	3 2 5	1 1	2	0	2	0	2 0	19
23 Tamara Henshaw	F 15:13	1-6	0-1	0-0	1 7 8	1 1	2	1	0	1	2 0	21
0 Enna Pehadzic	G 21:11	6-12	6-9	2-5	1 0 1	2 5	20	0	2	0	0 1	6
4 Elisa Pinzan	G 28:30	4-10	1-4	0-0	1 6 7	0 0	9	5	0	1	0 0	29
1 Maria Alvarez	27:54	4-9	3-8	0-1	2 2 1	3 1	11	5	5	2	0 0	27
14 Luize Septe	18:41	1-2	0-0	3-4	2 1 3	0 2	5	1	2	0	0 0	1
21 Shae Leverett	16:14	0-2	0-0	0-2	3 3 6	0 3	0	1	0	0	0 1	-4
2 Mhaela Lazic	08:28	0-1	0-1	0-0	0 2 2	1 0	0	0	0	0	0 0	0
12 Cristina Bermejo	12:21	1-3	0-1	0-0	0 4 4	2 0	2	1	1	1	0 0	12
31 Beatriz Jordao	08:33	3-4	0-0	2-2	2 0 2	1 2	8	0	0	0	0 0	14
Team					1 9 10		0		3			
Totals		26-64	10-26	8-18	21 42 63	11 19	70	16	18	6	7 2	31

Technical Fouls: NONE

	JVL	USF
Biggest lead	0 (1 <sup>st</sup> 10:00)	31 (4 <sup>th</sup> 1:41)
Best Scoring Run	5 (2 <sup>nd</sup> 3:03)	8 (3 <sup>rd</sup> 7:36)
Lead Changes	0	
Times Tied	0	
Time with Lead	00:00	38:43

Points from Turnovers	JVL	USF
Paint	16	28
Second Chance	6	15
Fast Breaks	4	6
Bench	22	26

Period by Period Scoring	1st	2nd	3rd	4th	TOT
JVL	5	17	13	4	39
USF	16	17	21	16	70

Dead Ball Rebounds: 3, 0



Official Basketball Box Score - Final  
**Texas at South Fla.**  
 11/09/19 Yuengling Center, Tampa  
 2019-20 Women's Basketball

Game Time: 12:00 AM  
 Game Duration: 2:11  
 Attendance: 2,289

Officials: Joseph Vaszy, Tom Danaher, Karen Presto

Texas - 57

Record: 0-1

NO. Name	Min	FG	3P	FT	Rebounds	Fouls	TP	AS	TO	ST	Blocks	+/-
		M-A	M-A	M-A	OR DR TOT	PF FD					BS BA	
24 Joyner Holmes	F 31:18	6-12	0-1	3-5	3 7 10	2 6	15	4	4	1	0 0	2
35 Charli Collier	C 35:24	5-10	0-0	1-1	3 8 11	1 5	11	2	5	0	1 1	-4
10 Lashann Higgs	G 33:34	7-16	1-3	2-3	2 2 4	4 3	17	1	1	1	0 1	-9
11 Joanne Allen-Taylor	G 21:29	0-3	0-1	0-2	0 0 0	2 1	0	0	1	1	0 0	-8
12 Jada Underwood	G 28:19	0-3	0-1	0-0	0 1 1	4 1	0	2	1	1	1 1	-4
0 Celeste Taylor	16:10	1-5	0-0	0-0	0 0 0	5 0	2	1	4	2	1 0	-6
22 Shae Rufft	03:45	0-0	0-0	1-0	1 0 0	0 0	0	0	0	0	0 0	-5
1 Sug Sutton	23:34	5-10	0-1	2-4	0 2 2	3 4	12	3	0	1	0 0	-2
4 Isabel Palmer	05:02	0-0	0-0	0-0	0 2 2	0 0	0	0	1	0	0 0	-1
Team					0 0 0		0		0			
Totals		24-59	1-9	8-15	9 22 31	21 20	57	13	17	7	3 5	-7

Technical Fouls: NONE

South Fla. - 64

Record: 2-0

NO. Name	Min	FG	3P	FT	Rebounds	Fouls	TP	AS	TO	ST	Blocks	+/-
		M-A	M-A	M-A	OR DR TOT	PF FD					BS BA	
20 Bethy Mununga	F 27:41	6-8	0-0	0-0	3 5 8	3 2	12	1	4	0	3 0	7
22 Kristyna Brabencova	F 18:10	1-7	0-2	2-2	0 2 2	1 2	4	3	2	1	0 0	2
31 Beatriz Jordao	C 16:00	1-2	0-0	0-0	1 1 2	4 0	2	0	3	0	1 0	-5
0 Enna Pehadzic	G 29:51	5-13	3-10	3-4	0 3 3	3 5	16	1	0	2	0 1	3
4 Elisa Pinzan	G 40:00	1-7	0-2	7-8	0 3 3	2 6	9	5	4	0	0 1	7
1 Maria Alvarez	20:31	3-12	2-8	0-2	0 2 2	1 2	8	2	1	0	0 0	-6
14 Luize Septe	12:10	1-3	0-0	1-1	2 2 4	2 2	3	0	1	0	0 0	1
21 Shae Leverett	24:00	2-4	0-0	0-2	4 2 6	3 1	4	0	2	0	1 0	12
23 Tamara Henshaw	11:37	3-4	0-1	0-0	2 2 4	1 1	6	0	1	0	0 0	3
Team					0 0 0		0		0			
Totals		23-60	5-23	13-19	12 22 34	20 21	64	12	18	3	5 3	7

Technical Fouls: NONE

	TEX	USF
Biggest lead	3 (1 <sup>st</sup> 7:48)	8 (2 <sup>nd</sup> 9:28)
Best Scoring Run	8 (2 <sup>nd</sup> 6:11)	8 (1 <sup>st</sup> 2:22)
Lead Changes	5	
Times Tied	5	
Time with Lead	04:12	30:56

Points from Turnovers	TEX	USF
Paint	38	24
Second Chance	6	10
Fast Breaks	12	6
Bench	14	21

Period by Period Scoring	1st	2nd	3rd	4th	TOT
TEX	7	12	19	19	57
USF	13	11	18	22	64

Dead Ball Rebounds: 7, 5

## NOV. 12, 2019 | HOWARD | TAMPA, FLA.



Official Basketball Box Score - Final  
**Howard at South Fla.**  
 11/13/19 Yuengling Center, Tampa  
 2019-20 Women's Basketball

Game Time: 12:00 AM  
 Game Duration: 1:57  
 Attendance: 2,006

Officials: Jules Gallen, Stephanie Britt, Kristi Mosley

Howard - 53

Record: 1-2

NO. Name	Min	FG	3P	FT	Rebounds	Fouls	TP	AS	TO	ST	Blocks	+/-
		M-A	M-A	M-A	OR DR TOT	PF FD					BS BA	
20 Jayla Myles	F 18:30	0-3	0-0	2-2	2 4 6	4 2	2	0	2	0	2 0	-19
32 Krislyn Marsh	F 24:08	0-6	0-0	1-2	4 6 10	3 1	1	0	1	0	1 1	-19
4 Ayonna Williams	G 36:46	3-13	1-2	4-5	2 5 7	2 4	11	1	9	0	0 0	-28
5 Sarah Edmond	G 29:19	7-16	1-5	1-3	0 1 1	5 2	16	2	4	2	0 0	-15
23 Jayla Thornton	G 30:53	4-12	3-8	1-2	0 1 1	2 4	12	1	0	0	0 0	-29
22 Imani Bryant	22:19	1-2	0-0	3-4	2 1 3	1 2	5	0	1	0	2 0	-15
2 Iyanna Warren	04:40	0-1	0-0	0-0	0 0 0	0 0	0	0	0	0	0 0	-3
3 Asia McCants	14:37	2-3	0-1	0-0	2 0 2	3 2	4	0	2	0	0 0	-11
24 Brooklyn Fort-Davis	07:36	0-1	0-0	0-0	0 2 2	0 1	0	0	0	0	0 0	-8
22 Tariah Johnson	02:00	0-1	0-0	0-0	0 0 0	0 0	0	0	0	0	0 0	-3
12 Curstyn Moore	01:45	0-0	0-0	2-2	0 0 0	0 1	2	0	1	1	0 0	2
10 Makayla Minetti	07:27	0-1	0-0	0-0	0 0 0	3 1	0	0	1	0	0 0	3
Team					3 3 6		0		0			
Totals		17-59	5-16	14-20	15 23 38	23 20	53	4	21	3	5 1	-29

Technical Fouls: NONE

NO. Name	Min	FG	3P	FT	Rebounds	Fouls	TP	AS	TO	ST	Blocks	+/-
		M-A	M-A	M-A	OR DR TOT	PF FD					BS BA	
20 Bethy Mununga	F 20:53	6-9	0-0	2-5	7 4 11	4 3	14	0	2	2	0 0	21
23 Tamara Henshaw	F 11:11	2-5	0-0	4-6	1 2 3	3 4	8	0	1	1	1 0	0
0 Enna Pehadzic	G 22:05	5-12	4-8	2-2	0 2 2	2 2	16	0	1	0	0 2	23
4 Elisa Pinzan	G 30:03	2-9	1-3	0-0	1 3 4	1 1	5	4	3	2	0 0	19
14 Luize Septe	G 14:44	3-5	0-0	0-0	2 0 2	1 1	6	1	0	0	0 1	1
22 Kristyna Brabencova	29:42	3-9	0-1	5-6	1 4 5	2 3	11	3	1	2	0 0	28
31 Beatriz Jordao	14:34	2-8	0-0	3-4	2 4 6	2 5	7	2	1	0	0 2	23
1 Maria Alvarez	23:49	4-8	2-6	1-4	0 4 4	0 4	11	4	0	1	0 0	20
21 Shae Leverett	21:24	2-3	0-0	0-0	4 1 5	2 0	4	0	1	2	0 0	9
12 Cristina Bermejo	11:35	0-2	0-2	0-0	1 0 1	3 0	0	1	2	1	0 0	1
Team					3 6 9		0		1			
Totals		29-70	7-20	17-27	22 30 52	20 23	82	15	13	11	1 5	29

Technical Fouls: NONE

	Howard	USF
Biggest lead	4 (1 <sup>st</sup> 8:27)	31 (4 <sup>th</sup> 1:04)
Best Scoring Run	7 (3 <sup>rd</sup> 1:53)	12 (2 <sup>nd</sup> 5:19)
Lead Changes	3	



# NOV. 19, 2019 | AT NO. 2/2 BAYLOR | WACO, TEXAS

## Official Basketball Box Score - Game Totals - Final Statistics

South Fla. vs Baylor  
11/19/19 6:00 pm at

South Fla. 46 - 4-10 AAC

		Total		3-PT		Rebounds															
#	Player		FG-FGA	FG-FGA	FT-FTA	Off	Def	Total	PF	TP	A	TO	Blk	Stl	Min						
20	Bethy Mununga	F	6-12	1-1	3-7	5	7	12	4	16	1	4	1	3	39						
31	Beatriz Jordao	G	0-3	0-0	0-0	0	1	1	1	0	0	1	1	0	11						
00	Enna Pehadzic	F	1-10	1-6	0-2	3	1	4	3	3	2	3	0	2	28						
01	Maria Alvarez	G	2-9	1-8	1-2	0	2	2	3	6	1	1	0	2	28						
04	Elisa Pinzan	G	5-14	4-7	0-0	0	1	1	1	14	6	3	0	2	39						
14	Luize Septe	G	0-0	0-0	1-2	0	1	1	1	2	1	0	0	7							
21	Shae Leverett	G	0-2	0-0	0-0	3	5	8	5	0	3	1	1	1	20						
22	Kristyna Brabencova	G	1-6	0-2	0-0	1	0	1	5	2	1	1	1	0	14						
23	Tamara Henshaw	G	2-3	0-0	0-0	2	3	5	5	4	0	2	0	1	14						
Team						0	0	0													
Totals			17-59	7-24	5-13	14	21	35	28	46	13	19	4	11	200						
1st FG %		44%	28%	2nd FG %	32%	19%	3rd FG %	48%	4th FG %	31%	21%	Game FG %	17-59	28%	Rebounds						
3P %		24%	33%	FT %	88	83%	12	25	48%	25	33%	5-13	38%								

Baylor 59 - 4-0-0 Big 12

#	Player		Total			3 Pts			Rebounds						
			FG-FGA	FG-FTA	FT-FTA	Off	Def	TF	TP	A	TO	BL	SL	Min	
01	Smith, Natyssa	F	3-7	0-0	6-7	1	4	5	4	12	0	3	0	0	31
22	DeGrate, Erin	G	0-1	0-0	0-0	1	1	2	0	0	0	0	0	3	16
00	Richards, Didi	G	1-3	0-0	6-9	1	4	5	3	8	7	1	2	3	40
04	Cooper, Te'a	G	3-12	0-3	6-7	0	1	1	1	12	3	2	0	0	38
24	Landrum, Juicy	G	2-5	1-3	5-8	0	8	8	0	10	2	4	1	3	40
12	Ursin, Moon	G	0-2	0-0	0-0	1	1	2	0	0	0	2	0	0	7
25	Egbo, Queen	G	7-15	0-0	2-8	6	4	10	5	16	1	6	1	1	28
Team															
Totals			16-45	1-6	25-39	10	23	33	13	58	13	18	7	7	200
1st FG %			51%	45%	2nd FG %	38%	28%	3rd FG %	48%	4th FG %	31%	21%	Game FG %	16-45	35%
3P %			81%	83%	FT %	87	83%	41	38%	25	33%	5-13	38%		
FT %			57	71%	87	83%	41	38%	25	33%	5-13	38%	16	18%	Rebounds
													25	48%	10.8

Officials: Brian Grant, Chaney Munch, Stephanie Barksdale

Technical Fouls: South Fla. None, Baylor None

Absentees: 7/85

2019-20 Women's Basketball, Round: II, Baylor vs South Fla., Played at Ford

Game by quarter	1st	2nd	3rd	4th	Total
South Fla.	10	11	16	9	46
Baylor	15	14	12	17	58

Last FG - USF 4th Q 3:30, BU 4th Q 1:07

Longest lead - USF None, BU by 13 4th Q 0:24

USF last for 0:00, BU last for 3:18, Game won last for 0:24

Score tied - 1 time

Lead changed - 8 times

# NOV. 24, 2019 | SAINT FRANCIS (PA.) | TAMPA, FLA.



Official Basketball Box Score - Final  
Saint Francis (PA) at South Fla.  
11/24/19 Yunging Center, Tampa  
2019-20 Women's Basketball

Game Time: 7:00 PM  
Game Duration: 1:44  
Attendance: 2,076

Officials: Norma Jones, Bob Entering, Ashlee Good

Saint Francis (PA) - 23

NO.	Name	Min	M	A	M/A	M/A	OR	DR	TP	AS	TO	ST	BL	SL	+/-																							
12	Katie Detwiler	F 30:13	0-1	0-0	0-0	0-0	4	4	1	0	0	0	1	1	33																							
15	Haley Thomas	F 16:48	1-6	0-3	2-3	1	0	1	4	2	0	0	0	0	-21																							
3	Karson Swogger	G 30:22	2-11	1-5	5-5	0	4	1	3	10	0	1	2	0	0																							
14	Lili Benzel	G 15:49	0-3	0-1	0-0	0-0	0	0	0	0	0	1	1	0	-24																							
22	Jenna Mastellone	G 24:57	1-4	1-3	2-4	0	2	2	2	3	5	0	4	1	0																							
00	Phoe Allen	21:03	0-2	0-0	0-0	1	1	0	1	0	0	4	1	0	-13																							
11	Jada Dappa	24:53	0-4	0-2	0-0	2	2	4	1	0	0	1	3	0	0																							
13	Sam Sabino	09:35	0-1	0-0	0-0	0-0	0	0	0	0	0	1	0	0	-10																							
2	Hale Murphy	09:00	1-5	1-3	0-0	1	1	2	1	0	3	0	5	0	0																							
21	Kayley Kovac	08:06	0-0	0-0	0-0	1	0	1	2	0	0	0	0	0	-5																							
20	Caitlin Carroll	06:33	0-0	0-0	0-0	2	2	1	0	0	0	0	0	0	-2																							
25	McKenzie Pollard	02:41	0-0	0-0	1-2	1	1	2	0	1	0	0	0	0	-2																							
Team						4			2		6		0		5																							
Totals			5-37			3-17			10-14			10			19			23			2			25			5			1			2			39		

Technical Fouls: NONE

Dead Ball Rebounds: 4

Technical Fouls: NONE

South Fla. - 62

NO.	Name	Min	M	A	M	A	M	A	OR	DR	TO	PF	FD	TP	AS	TO	ST	BS	A	+	-		
20	Bethy Mununga	F	20-51	4-6	0-0	0-0	1	5	6	1	1	8	1	3	0	0	0	0	0	0	26		
23	Tamara Henshaw	F	14-35	5-6	0-0	0-0	2	1	3	1	10	3	0	0	0	1	1	19					
0	Enna Pehadzic	G	17-26	2-6	2-4	0-0	0	1	1	1	6	0	0	0	0	0	0	0	0	0	29		
1	Maria Alvarez	G	25-08	0-4	0-3	0-0	1	1	2	2	1	0	2	1	1	0	0	12					
4	Elisa Pinzan	G	20-41	2-3	0-1	0-0	0	1	1	0	1	4	2	2	0	0	0	32					
5	Elena Tsineke		20-32	4-8	1-2	4-5	1	0	1	1	3	13	0	2	1	0	0	10					
14	Luize Septe		21-59	2-6	0-0	0-0	2	3	5	2	2	4	2	1	2	0	0	19					
21	Shae Leverett		25-46	5-8	0-0	2-4	7	6	13	2	3	12	0	1	2	0	0	20					
22	Kristyna Brabencova		18-48	2-9	1-5	0-2	0	1	1	0	1	5	1	2	0	1	0	15					
12	Cristina Bermejo		14-14	0-3	0-1	0-0	1	0	1	1	0	0	1	1	2	0	0	13					
Team																							
Totals			26-59	4-16	6-11	17	22	39	11	13	62	12	14	8	2	1	39						
Technical Fouls: NONE																							
GM FG% 26-59 44.1%																							
3PT% 4-16 25.0%																							
FT% 6-11 54.5%																							
Dead Ball Fouls: 2																							

Technical Fouls: NONE

Biggest lead	0 (1st 10:00)	40 (4th 5:49)	Points from Turnovers	9 23	Period by Period Scoring			
					1st	2nd	3rd	4th
Best Scoring Run	6 (1st 1:14)	17 (3rd 7:30)	Paint	2 38	11	2	4	6
Lead Changes	0	Second Chance	2 16	USF	16	20	10	62
Times Tied	0	Fast Breaks	2 5					
Time with Lead	00:00	39:07	Bench	4 34				

Dead Ball Rebounds: 2.0

# NOV. 28, 2019 | VS. SOUTH DAKOTA STATE | CANCUN, MEXICO



Official Basketball Box Score - Final  
South Dakota St. at South Fla.  
11/28/19 Hard Rock Hotel, Cancun  
2019-20 Women's Basketball

Game Time: 4:00 PM  
Game Duration: 1:41  
Attendance: 235

Officials: Brian Grant, Chaney Munch, Stephanie Barksdale

South Dakota St. - 61

NO. Name	Min	FG			3P			FT			Rebounds		
----------	-----	----	--	--	----	--	--	----	--	--	----------	--	--

# NOV. 30, 2019 | VS. NOTRE DAME | CANCUN, MEXICO



Official Basketball Box Score - Final  
South Fla. at Notre Dame  
11/30/19 HRIH Riviera Maya, Cancun  
2019-20 Women's Basketball

Game Time: 4:00 PM  
Game Duration: 1:41  
Attendance: 174

Officials:

South Fla. - 51												
NO. Name	Min	FG	3P	FT	Rebounds	Fouls	TP	AS	TO	ST	Blocks	+/-
		M-A	M-A	M-A	OR DR TOT	PF					BS BA	
20 Bethy Mununga	F 29:36	2-4	0-0	0-0	4 6 10	2 2	4	1	4	1	2 0	-4
22 Kristyna Brabencova	F 12:49	0-4	0-2	0-0	1 0 1	3 1	0	1	1	0	0 0	0
23 Tamara Henshaw	F 08:28	0-2	0-0	0-0	2 3 5	1 0	0	1	2	0	0 0	-1
1 Maria Alvarez	G 26:08	3-14	2-13	0-0	2 1 3	1 1	8	2	2	1	0 0	-13
5 Elena Tsineke	G 31:53	4-14	4-12	0-0	1 3 4	2 0	12	0	2	0	0 1	-10
4 Elisa Pinzan	22:22	2-11	0-7	0-1	0 0 0	1 1	4	3	3	0	1 0	-16
21 Shae Leverett	27:27	4-6	0-0	3-4	7 2 9	2 4	11	2	1	0	1 1	-10
0 Enna Pehadzic	21:07	2-9	2-7	0-0	3 2 5	3 2	6	2	0	0	0 0	-12
14 Luize Septe	17:08	3-6	0-0	0-0	2 1 3	4 2	6	0	1	1	1 1	-15
31 Beatriz Jordao	03:02	0-2	0-0	0-0	0 0 0	1 0	0	2	1	0	0 0	1
Team					1 5 6		0		1			
Totals		20-72	8-41	3-5	23 23 46	20 13	51	14	18	3	5 3	-16

Technical Fouls:NONE

Shooting By Period		
1st FG%	3-17	17.6%
3PT%	1-11	9.1%
FT%	2-2	100%
2nd FG%	6-17	35.3%
3PT%	3-9	33.3%
FT%	0-0	0%
3rd FG%	5-19	26.3%
3PT%	2-10	20.0%
FT%	1-3	33.3%
4th FG%	6-19	31.6%
3PT%	2-11	18.2%
FT%	0-0	0%
GM FG%	20-72	27.8%
3PT%	8-41	19.5%
FT%	3-5	60.0%

Dead Ball Rebounds: 1

Notre Dame - 67												
NO. Name	Min	FG	3P	FT	Rebounds	Fouls	TP	AS	TO	ST	Blocks	+/-
		M-A	M-A	M-A	OR DR TOT	PF					BS BA	
22 Danielle Cosgrove	F 21:55	1-2	1-1	2-4	1 2 3	2 2	5	3	2	0	0 0	11
33 Sam Brunelle	F 33:02	4-13	2-5	0-0	1 3 4	3 0	10	1	1	0	0 1	9
10 Kaitlyn Gilbert	G 34:45	5-9	1-1	0-2	1 7 8	0 2	11	1	5	0	1 0	13
24 Martina Sniezak	G 34:21	3-4	0-0	0-0	1 5 6	5 6	6	5	3	1	1 0	16
24 Deshae Walker	G 36:47	6-16	1-7	4-7	1 3 4	1 4	17	1	1	1	0 3	14
21 Anyia Peoples	32:36	6-7	1-1	5-9	1 8 9	2 6	18	2	3	1	0 1	19
2 Kaitlin Cole	06:34	0-1	0-0	0-0	1 1 2	0 0	0	0	0	0	0 1	-2
Team					1 1 2		0		3			
Totals		25-52	6-15	11-22	8 30 38	13 20	67	13	15	5	3 5	16

Technical Fouls:NONE

Shooting By Period		
1st FG%	5-10	50.0%
3PT%	2-4	50.0%
FT%	1-2	50%
2nd FG%	5-15	33.3%
3PT%	1-5	20.0%
FT%	1-2	50%
3rd FG%	9-14	64.3%
3PT%	3-5	60.0%
FT%	3-4	75%
4th FG%	6-13	46.2%
3PT%	0-1	0.0%
FT%	6-12	50%
GM FG%	25-52	48.1%
3PT%	6-15	40.0%
FT%	11-22	50.0%

Dead Ball Rebounds: 6

USF		UND	
Biggest lead	3 (1st 7:36)	19 (4th 6:25)	
Best Scoring Run	8 (2nd 0:18)	11 (1st 1:30)	
Lead Changes	2		
Times Tied	2		
Time with Lead	03:59	33:53	

# DEC. 15, 2019 | IDAHO | TAMPA, FLA.



Official Basketball Box Score - Final  
Idaho at South Fla.  
12/15/19 Yuengling Center, Tampa  
2019-20 Women's Basketball

Game Time: 1:00 PM  
Game Duration: 1:55

Officials: Bruce Morris, Tom Danaher, Rebecca Taylor

Idaho - 64												
NO. Name	Min	FG	3P	FT	Rebounds	Fouls	TP	AS	TO	ST	Blocks	+/-
		M-A	M-A	M-A	OR DR TOT	PF					BS BA	
5 Beyonce Bea	F 39:55	5-12	2-6	0-0	0 3 3	1 0	12	1	4	0	0 0	-1
42 Natalie Klinker	F 09:29	1-3	0-0	0-0	1 2 3	5 2	2	1	0	0	0 0	12
33 Gina Marxen	G 39:22	3-11	3-9	0-0	0 5 5	3 1	9	8	1	1	0 0	-3
32 Chayse Mine	G 10:49	0-2	0-1	0-0	0 3 3	1 0	0	1	0	0	0 0	7
3 Lizzy Klinker	G 21:30	6-7	2-2	1-1	2 1 3	3 3	15	0	1	0	1 0	-2
4 Hailey Christopher	26:21	1-2	1-2	2-2	2 0 2	2 1	5	0	1	1	1 0	-4
11 Isabelle Hadden	24:16	4-9	0-1	2-2	0 1 1	2 2	10	4	0	0	1 0	-12
20 Allison Kirby	04:23	0-1	0-0	0-0	0 0 0	0 0	0	0	0	0	0 0	-5
3 Nina Carlson	05:56	0-0	0-0	0-0	0 0 0	0 2	0	2	0	0	0 0	-1
5 Caitlyn Jones	14:38	4-11	3-9	0-0	0 1 1	1 1	11	0	0	1	0 1	-2
22 Janie King	03:21	0-3	0-3	0-0	0 0 0	1 0	0	0	0	0	0 0	-4
Team					3 6 9		0		0			
Totals		24-61	11-33	5-5	8 22 30	19 10	64	17	7	3	3 2	-3

Technical Fouls:NONE

Shooting By Period		
1st FG%	8-16	50.0%
3PT%	5-7	71.4%
FT%	2-2	100%
2nd FG%	4-15	26.7%
3PT%	2-12	16.7%
FT%	0-0	0%
3rd FG%	9-16	50.0%
3PT%	3-6	50.0%
FT%	0-0	0%
4th FG%	4-14	28.6%
3PT%	1-8	12.5%
FT%	3-3	100%
GM FG%	24-61	39.3%
3PT%	11-33	33.3%
FT%	5-5	100.0%

Dead Ball Rebounds: 0

South Fla. - 67												
NO. Name	Min	FG	3P	FT	Rebounds	Fouls	TP	AS	TO	ST	Blocks	+/-
		M-A	M-A	M-A	OR DR TOT	PF					BS BA	
23 Tamara Henshaw	F 25:29	0-2	0-0	6-8	5 7 12	2 5	6	0	2	0	1 0	0
31 Beatriz Jordao	C 07:12	1-1	0-0	0-0	0 0 0	2 0	2	0	0	0	0 0	-11
0 Enna Pehadzic	G 17:36	0-10	0-6	0-0	1 2 3	1 0	0	0	0	0	0 0	-17
1 Maria Alvarez	G 37:02	4-9	4-7	2-2	0 4 4	1 2	14	4	0	0	0 0	2
5 Elena Tsineke	G 21:44	4-13	0-3	4-4	2 1 3	3 1	12	1	3	0	0 0	0
22 Kristyna Brabencova	25:30	1-6	0-2	0-0	7 4 11	2 1	2	1	3	0	0 0	8
21 Shae Leverett	32:43	4-5	0-0	5-9	5 4 9	1 6	13	0	2	0	1 1	12
3 Sydney Harvey	14:29	3-5	0-1	2-2	0 0 0	0 1	8	3	0	2	0 1	13
12 Cristina Bermejo	18:15	4-9	2-5	0-0	0 5 5	0 1	10	2	1	1	0 1	8
Team					2 2 4		0		0			
Totals		21-60	6-24	19-25	22 29 51	10 19	67	11	12	3	2 3	3

Technical Fouls:NONE

Shooting By Period		
1st FG%	3-16	18.8%
3PT%	0-5	0.0%
FT%	10-12	83.3%
2nd FG%	6-19	31.6%
3PT%	1-3	33.3%
3rd FG%	8-12	66.7%
3PT%	0-3	0.0%
FT%	3-4	75%
4th FG%	4-13	30.8%
3PT%	4-8	50.0%
FT%	5-6	83.3%
GM FG%	21-60	35.0%
3PT%	6-24	25.0%
FT%	19-25	76.0%

Dead Ball Rebounds: 1

IDA		USF	
Biggest lead	10 (1st 6:53)	3 (4th 0:04)	
Best Scoring Run	5 (1st 6:19)	8 (4th 0:04)	
Lead Changes	3		
Times Tied	2		
Time with Lead	37:22	01:37	

# DEC. 6, 2019 | ALABAMA STATE | TAMPA, FLA.



Official Basketball Box Score - Final  
Alabama St. at South Fla.  
12/06/19 Yuengling Center, Tampa  
2019-20 Women's Basketball

Game Time: 10:30 PM  
Game Duration: 1:54

Officials: Eric Brewton, Tiana Curre, Angela Lewis

Alabama St. - 29												
NO. Name	Min	FG	3P	FT	Rebounds	Fouls	TP	AS	TO	ST	Blocks	+/-
		M-A	M-A	M-A	OR DR TOT	PF					BS BA	
30 Aniyah Smith	F 28:35	2-9	0-2	1-2	5 3 8	0 1	5	1	1	1	0 1	-28
35 Zomorria Clark	F 22:32	1-11	0-0	1-4	5 3 4	4 2	1	0	0	0 0	0 0	-29
0 Ayana Emmanuel	G 35:22	1-14	1-6	1-2	0 3 3	3 6	4	2	1	2	0 0	-51
3 Jayla Crawford	G 24:52	1-6	1-3	2-2	1 0 1	1 1	5	1	2	3	0 0	-30
24 Hannah White	G 31:20	2-7	0-2	2-4	1 0 1	2 5	6	1	2	1	0 0	-40
5 Aiyah Nelson	07:35	0-1	0-0	0-0	1 0 1	0 0	0	0	1	0	0 0	-11
1 Tyshae Rudolph	24:09	2-5	1-2	0-0	2 3 5	0 2	5	0	1	1	0 0	-35
2 Armani Smith	16:45	1-3	0-0	0-0	0 0 0	0 0	2	0	2	1	0 0	-23
23 Doreesia Randle	06:22	0-3	0-0	0-0	0 1 1	1 2	0	0	1	0	0 0	-5
12 Kayauna Howard	02:28	0-0	0-0	0-0	0 0 0	0 0	0	0	0	0 0	0 0	-3
Team					5 3 8		0		3			
Totals		10-59	3-15	6-12	16 17 33	10 21	29	6	14	9	0 1	-51

Technical Fouls:NONE

Shooting By Period		
1st FG%	3-12	25.0%
3PT%	1-5	20.0%
FT%	1-2	50%
2nd FG%	5-17	29.4%
3PT%	1-4	25.0%
FT%	3-4	75%
3rd FG%	2-15	13.3%
3PT%	1-4	25.0%
FT%	1-4	25%
4th FG%	0-15	0.0%
3PT%	0-2	0.0%
FT%	1-2	50%
GM FG%	10-59	16.9%
3PT%	3-15	20.0%
FT%	6-12	50.0%

Dead Ball Rebounds: 4

South Fla. - 80				Record: 5-4															
NO. Name	Min	FG	3P	FT	Rebounds	Fouls	TP	AS	TO	ST	Blocks	+/-	Shooting By Period						
		M/A	M/A	M/A	OR	DR	OT				BS	BA	1st	FG%	2nd	FG%			
20 Bethy Mununga	F 01:35	1-1	0-0	0-0	0	0	0	0	2	0	1	0	2	3PT%	7-19	36.8%			
21 Shae Lewisett	F 20:08	2-2	0-0	0-0	3	4	7	2	1	4	1	0	0	3PT%	2-8	25.0%			
4 Elia Pizarro	G 27:33	3-7	0-5	0-1	0	0	0	0	9	2	0	0	0	FT%	0-2	0%			
5 Elena Tsineke	G 20:21	6-11	3-7	0-1	4	1	1	1	1	2	0	1	0	3PT%	6-11	63.6%			
14 Luze Septe	G 14:37	1-3	0-0	1-5	1	1	1	3	3	2	2	1	0	FT%	0-0	0%			
23 Tamara Henshaw	25:28	1-4	0-0	0-0	4	11	15	1	2	2	2	1	1	3rd FG%	9-17	52.9%			
0 Enna Pehadzic	17:12	2-6	1-4	0-0	2	2	4	1	1	5	2	1	1	0	3PT%	5-10	50.0%		
1 Maria Alvarez	23:55	6-11	6-11	0-0	1	2	3	0	0	18	3	0	0	0	43	3PT%	1-3	33.3%	
31 Beatriz Jordao	18:35	3-5	0-0	0-0	2	9	7	2	0	6	1	4	1	3	0	29	4th FG%	8-17	47.1%
22 Kristyna Brabencova	20:10	6-11	4-9	0-0	1	3	4	1	16	3	2	1	0	0	0	31	3PT%	4-10	40.0%
12 Cristina Bermejo	10:26	0-3	0-1	0-0	0	2	2	4	1	0	1	0	2	0	1	0	FT%	0-0	0%
Team					2	3	5	0	0	0	0			GM FG%	31-64	48.4%			
Totals		31-64	17-37	1-5	18	35	53	21	10	80	23	15	5	11	0	51	3PT%	17-37	45.9%
														FT%	1-5	20.0%	Technical Fouls: NONE		



## JAN. 16, 2020 | AT TEMPLE | PHILADELPHIA, PA.



Official Basketball Box Score - Final  
South Fla. at Temple  
01/16/20 McGuire Hall, Philadelphia  
2019-20 Women's Basketball

Game Time: 18:00 PM  
Game Duration: 1:57  
Attendance: 1,079

South Fla. - 69

Record: 19-7 (8-0)

team 1st-2nd														team 1st-2nd			
NO. Name		Min	FG	3P	FT	OR	DR	TOT	Fouls	PP	TP	AS	TO	ST	Blocks	RA	+/-
20 Bethy Mununga	F	28:15	1-6	0-0	4-4	2	7	9	4	3	5	1	4	2	1	0	4
22 Kristyna Brabencova	F	28:22	1-8	0-5	1-2	1	3	4	3	2	3	3	1	0	0	0	-8
23 Tamara Henshaw	F	25:24	4-8	0-0	0-0	2	4	6	2	2	8	0	1	0	0	0	-4
3 Sydney Harvey	G	27:11	5-10	1-2	8-11	1	0	1	1	6	19	0	1	1	0	1	-11
5 Elena Tsineke	G	31:48	7-15	4-7	2-2	1	4	5	4	1	20	2	2	1	0	2	9
4 Elisa Pinzan		29:35	0-3	0-2	2-2	1	4	5	1	1	2	7	2	1	0	0	4
21 Shae Leverett		10:26	1-5	0-0	0-0	1	1	2	0	0	2	0	0	0	0	1	-9
31 Beatriz Jordao		15:50	3-4	0-0	0-0	2	2	4	2	1	6	0	1	0	2	0	3
0 Enna Peradzic		03:09	0-0	0-0	0-0	0	0	0	0	1	0	0	0	0	0	0	-3
Team						3	4	7	0	0	0	0	0	0	0	0	-3
Totals			22-59	5-16	17-21	14	29	43	17	17	66	13	12	5	3	4	-3

Technical Fouls: NONE

Shooting By Period	1st	2nd	3rd	4th	FT	FG%
1st FG%	6-15	40.0%				
3PT%	2-9	66.7%				
FT%	0-0	0%				
2nd FG%	6-16	37.5%				
3PT%	2-6	33.3%				
FT%	2-2	100%				
3rd FG%	5-15	33.3%				
3PT%	0-4	0.0%				
FT%	3-5	60%				
4th FG%	5-13	38.5%				
3PT%	1-3	33.3%				
FT%	12-13	92.3%				
GM FG%	22-59	37.3%				
3PT%	5-16	31.3%				
FT%	17-21	81.0%				

Dead Ball Rebounds: 2, 8

Temple - 89

Record: 11-6 (5-0)

NO. Name	Min	FG	3P	FT	Rebounds	Fouls	TP	AS	TO	ST	Blocks	SB	SA	+	-	
20 Alexa Williamson	F 13:44	1-3	0-0	0-0	0	0	0	3	2	0	1	0	0	0	-2	
25 Mia Davis	F 38:41	9-14	3-3	4-5	3	5	8	3	5	25	3	4	0	1	1	2
1 Lena Nang	G 39:01	3-10	3-9	0-0	1	2	3	0	9	2	1	0	1	0	0	3
2 Aeonah Alexander	G 25:49	2-2	2-2	1-2	0	1	1	1	7	2	1	0	1	0	0	8
5 Marissa Mackins	G 28:00	2-8	1-6	3-6	0	4	4	3	4	9	3	2	2	0	0	6
0 Ashley Jones	29:43	6-15	0-5	4-8	0	6	6	1	6	16	4	3	0	0	1	-3
11 Shannon Adkinson	25:02	1-3	0-0	0-0	1	6	7	4	1	2	0	0	0	1	1	1
Team					2	0	2	0	0	0	0	0	0	0	0	3
Totals		24-55	9-25	12-21	7	24	31	17	17	69	14	12	4	4	3	3

Technical Fouls: NONE

Shooting By Period	1st	2nd	3rd	4th	FT	FG%
1st FG%	6-15	40.0%				
3PT%	2-9	33.3%				
FT%	0-0	0%				
2nd FG%	6-12	50.0%				
3PT%	1-4	25.0%				
FT%	4-5	80%				
3rd FG%	6-16	50.0%				
3PT%	5-11	45.5%				
FT%	3-4	75%				
4th FG%	4-12	33.3%				
3PT%	1-4	25.0%				
FT%	3-8	37.5%				
GM FG%	24-55	43.6%				
3PT%	9-25	36.0%				
FT%	12-21	57.1%				

Dead Ball Rebounds: 4, 8

USF	TEM	Points from	USF	TEM	Period by Period Scoring
Biggest lead	3 (2nd 8:37)	18 (3rd 1:19)	Turnovers	15 14	1st 2nd 3rd 4th TOT
Best Scoring Run	8 (4th 3:41)	0 (3rd 8:18)	Paint	24 26	
Lead Changes	8		Second Chance	15 8	USF 14 16 13 23 68
Times Tied	8		Fast Breaks	10 10	TEM 16 17 24 12 69
Time with Lead	04:08	30:43	Bench	10 18	

## JAN. 22, 2020 | AT WICHITA STATE | WICHITA, KAN.



Official Basketball Box Score - Final  
South Fla. at Wichita St.  
01/23/20 Charles Koch Arena, Wichita, Kan.  
USF at Wichita State

Game Time: 12:30 AM  
Game Duration: 1:46  
Attendance: 1,556

South Fla. - 56

Record: 11-8 (3-3)

Page 17 of 35

NO. Name	Min	FG	3P	FT	Rebounds	Fouls	TP	AS	TO	ST	Blocks	Bs	+/-			
20 Bethy Mununga	F 32:07	6-11	0-0	1-1	5	10	15	2	13	1	4	0	4	0	8	
22 Kristyna Brabencova	F 34:39	4-8	2-3	1-2	0	4	4	3	11	2	5	0	1	0	4	
31 Beatriz Jordao	C 10:46	1-2	0-0	0-1	0	1	1	1	2	0	2	0	0	0	0	
4 Elisa Pinzan	G 38:21	4-11	1-4	0-0	3	3	1	1	9	7	6	5	0	0	6	
5 Elena Tsineke	G 18:00	2-7	1-4	1-1	0	2	2	2	1	6	2	5	1	0	1	
3 Sydney Harvey	21:45	2-6	2-4	1-2	1	2	2	3	7	0	2	2	0	0	0	
23 Tamara Henshaw	17:39	1-2	0-0	0-0	1	4	5	2	2	2	1	0	1	0	-5	
21 Shae Leverett	19:28	2-2	0-0	2-3	2	3	5	0	2	6	0	0	0	2	9	
12 Cristina Bermejo	07:15	0-0	0-0	0-0	1	1	2	1	0	0	1	1	0	0	-3	
Team					2	0	2	0	0	0	0	0	0	0	0	
Totals		22-49	6-15	6-10	12	29	41	14	15	56	14	25	9	7	1	6

Technical Fouls: NONE

Shooting By Period	1st	2nd	3rd	4th	FT	FG%
1st FG%	7-15	46.7%				
3PT%	3-5	60.0%				
FT%	0-1	0%				
2nd FG%	5-11	45.5%				
3PT%	0-3	0.0%				
FT%	0-1	0%				
3rd FG%	2-6	33.3%				
3PT%	1-2	50.0%				
FT%	2-4	50%				
4th FG%	6-16	50.0%				
3PT%	2-5	40.0%				
FT%	4-4	100%				
GM FG%	22-49	44.9%				
3PT%	6-15	40.0%				
FT%	6-10	60.0%				

Dead Ball Rebounds: 1, 1

Wichita St. - 50

Record: 11-8 (3-3)

NO. Name	Min	FG	3P	FT	Rebounds	Fouls	TP	AS	TO	ST	Blocks	+/-			
13 Raven Prince	F 31:00	2-5	0-0	1-1	1	2	3	1	5	0	2	1	0	1	-3
34 Shyia Smith	F 22:20	1-5	1-2	0-0	0	3	3	0	0	3	1	1	1	0	0
2 Mariah McCully	G 28:17	7-17	3-6	4-8	1	2	3	1	6	21	1	5	2	0	1
12 Carla Bremard	G 34:24	6-12	2-5	2-2	1	1	2	2	1	16	1	0	3	1	1
23 Seraphine Bastin	G 16:23	2-3	0-0	0-0	1	1	2	4	0	4	3	3	2	0	1
5 Ashley Reid	23:15	0-8	0-2	1-2	2	2	4	1	3	1	1	0	0	0	2
21 Maya Brewer	02:31	0-1	0-0	0-0	0	0	0	0	0	0	0	1	0	0	0
24 Trajia Colbert	11:18	0-2	0-0	0-0	3	1	4	0	1	0	0	2	0	0	-11
1 DJ McCarty	13:32	0-3	0-2	0-0	0	0	0	1	1	0	1	0	2	0	1
42 Asia Henderson	07:18	0-0	0-0	0-0	1	2	1	0	0	0	0	1	1	0	-1
31 Vendola Danielsson	01:38	0-0	0-0	0-0	0	0	0	1	0	0	0	0	0	0	-3
11 Ashlie Kirven	08:04	0-0	0-0	0-2	2	1	3	3	1	0	0	0	1	0	4
Team					1	1	2	0	0	0	1	0	0	0	0
Totals		18-56	6-17	8-15	13	15	28	15	14	50	8	16	13	1	7

Technical Fouls: NONE

Shooting By Period	1st	2nd	3rd	4th	FT	FG%
1st FG%	5-13	38.5%				
3PT%	1-1	100.0%				
FT%	3-6	50%				
2nd FG%	3-16	18.8%				
3PT%	0-4	0.0%				
FT%	1-2	50%				
3rd FG%	7-15	46.7%				
3PT%	2-7	28.6%				
FT%	3-3	100%				
4th FG%	3-12	25.0%				
3PT%	3-5	60.0%				
FT%	1-4	25%				
GM FG%	18-56	32.1%				
3PT%	6-17	35.3%				
FT%	8-15	53.3%				

Dead Ball Rebounds: 2, 3

USF	WSU	Points from	USF	WSU	Period by Period Scoring
Biggest lead	10 (4th 1:50)	7 (3rd 1:13)	Turnovers	20 18	1st 2nd 3rd 4th TOT
Best Scoring Run	11 (4th 4:17)	15 (3rd 1:13)	Paint	32 20	
Lead Changes	6		Second Chance	13 7	USF 17 10 7 22 56
Times Tied	3		Fast Breaks	6 10	WSU 14 7 19 10 50
Time with Lead	24:32	13:42	Bench	15 1	

## JAN. 19, 2020 | UCF | TAMPA, FLA.



Official Basketball Box Score - Final  
UCF at South Fla.  
01/19/20 Yuengling Center, Tampa  
2019-20 Women's Basketball

Game Time: 3:00 PM  
Game Duration: 2:01  
Attendance: 3,017

UCF - 64

Record: 10-6 (2-2)

UCF - 64

Record: 10-2-2

NO. Name	Min	FG	3P	FT	Rebounds	Fouls	TP	AS	TO	ST	Blocks	+	-
		M/A	M/A	M/A	Orb. Df. Tot	Off. Foul							
5 Masseny Kaba	F 30:40	4-4	0-0	0-2	4 3 7	4 3	8	1	3	1	0	13	
32 Brittney Smith	F 33:07	5-10	0-0	2-2	1 2 3	3 0	12	1	2	1	0	9	
1 Georgia Gayle	G 08:13	0-1	0-0	0-0	0 2 2	1 0	0	0	1	0	0	-1	
2 Kay Kay Wright	G 38:19	9-21	3-5	7-8	3 3 6	1 6	28	3	4	2	0	2	7
3 Diamond Battles	G 25:05	0-3	0-0	3-4	1 2 3	0 4	3	4	2	1	0	0	20
10 Courtaja Sanders	24:22	2-8	0-0	0-0	1 4 5	2 0	4	1	1	1	2	3	-8
24 Jhanya Walker	11:21	0-0	0-0	0-0	1 1 2	3 0	0	1	0	0	0	0	-9
00 Sierra Martin	3-19	1-3	0-0	2-2	0 1 1	2 0	1	0	0	0	1	3	
32 Destiny Thomas	04:52	0-1	0-0	0-0	1 2 3	0 0	0	0	0	0	0	1	
Team					5 3 8	0 0	0	0	0	0	0	1	
Totals		23-59	4-8	18-18	17 27 44	16 17	64	12	14	7	4	6	7



## JAN. 29, 2020 | HOUSTON | TAMPA, FLA.



Official Basketball Box Score - Final  
Houston at South Fla.  
01/29/20 Yungling Center, Tampa  
2019-20 Women's Basketball

Game Time: 7:00 PM  
Game Duration: 1:46  
Attendance: 2,282

Officials: Cameron Housley, Joseph Vaszity, Rod Oresch

Houston - 45

Record: 13-11 (3-4)

NO.	Name	Min	FG	3P	FT	Rebounds	Fouls	TP	AS	TO	ST	Blocks	BS	BA		
			M	A	M	OR	DR	FF	PF							
1	Bria Patterson	F 26:35	1-6	0-2	1-2	3	4	7	3	1	3	0	1	0	-20	
3	Dorian Branch	F 36:31	2-9	0-3	0-0	0	4	4	2	1	4	1	1	2	0	-21
30	Tatyana Hill	F 21:09	1-6	0-0	3-6	1	2	3	2	4	5	1	3	1	1	-15
5	Dymond Gladney	G 38:25	6-12	2-3	2-4	1	1	2	0	2	16	0	2	1	0	-30
23	Julia Blackshell-Fair	G 35:20	3-8	0-0	2-2	1	4	5	1	3	8	2	1	1	1	-29
44	Jazmine Lewis	09:53	0-5	0-0	3-4	2	1	3	0	2	3	0	2	1	0	-8
22	Keasja Pewee	11:48	1-8	0-1	2-2	1	3	4	2	2	4	0	0	0	1	-13
24	Maya Jones	20:19	0-2	0-2	2-4	2	1	3	3	2	3	0	4	1	0	-9
Team						3	0	3			0	0				
Totals			14-56	2-11	15-24	14	20	34	13	18	45	4	14	7	2	-29

Technical Fouls: NONE

Shooting By Period	1st	2nd	3rd	4th	FT
FG%	1-11	9.1%			
3PT%	0-1	0.0%			
FT%	0-0	0%			
2nd FG%	6-14	42.9%			
3PT%	0-2	0.0%			
FT%	4-8	50%			
3rd FG%	3-14	21.4%			
3PT%	1-4	25.0%			
FT%	7-10	70%			
4th FG%	4-17	23.5%			
3PT%	1-4	25.0%			
FT%	4-6	66.7%			
GM FG%	14-56	25.0%			
3PT%	2-11	18.2%			
FT%	15-24	62.5%			

Dead Ball Rebounds: 7, 0

South Fla. - 74

Record: 13-8 (5-2)

NO. Name	Min	FG M-A	3P M-A	FT M-A	Rebounds OR DR TOT	Fouls PF FO	TP	AS	TO	ST	Blocks B-A	+/-				
20 Bethy Mununga	F 23:34	5-10	0-0	1-1	4	4	8	3	1	11	2	3	3	0	0	10
22 Kristyna Brabencova	F 08:14	1-5	0-1	0-0	0	1	1	1	0	2	0	0	0	0	0	12
31 Beatriz Jordao	C 14:19	0-2	0-0	0-0	2	4	6	3	0	0	0	1	0	2	1	10
4 Elisa Pinzan	G 33:39	2-5	2-4	0-0	0	1	1	0	0	0	6	3	4	1	0	21
5 Elena Tsineke	G 30:55	9-19	1-4	1-1	1	0	1	1	1	20	0	2	1	1	1	24
21 Shae Leverett	23:09	2-3	0-0	4-7	6	8	14	2	5	8	0	1	1	0	0	22
3 Sydney Harvey	23:51	4-9	2-5	5-5	0	0	0	3	3	15	3	1	1	0	0	15
23 Tamara Henshaw	18:58	4-6	0-0	1-1	2	9	11	4	3	9	2	3	0	0	0	16
12 Cristina Bermejo	12:21	1-2	1-1	0-0	0	1	1	1	0	3	2	0	1	0	0	15
0 Enna Pehadzic	11:00	0-4	0-1	0-0	1	0	1	0	0	0	1	0	0	0	0	0
Team					2	2	4			0		2				
Totals		28-65	6-16	12-15	18	30	48	18	13	74	13	17	8	3	2	29

Technical Fouls: NONE

Shooting By Period	1st	2nd	3rd	4th	FT
FG%	7-20	35.0%			
3PT%	1-5	20.0%			
FT%	3-3	100%			
2nd FG%	9-14	64.3%			
3PT%	2-3	66.7%			
FT%	2-2	100%			
3rd FG%	5-13	38.5%			
3PT%	2-5	40.0%			
FT%	2-3	66.7%			
4th FG%	7-18	38.9%			
3PT%	1-3	33.3%			
FT%	5-7	71.4%			
GM FG%	28-65	43.1%			
3PT%	6-16	37.5%			
FT%	12-15	80.0%			

Dead Ball Rebounds: 2, 0

	HOU	USF
Biggest lead	0 (1st 10:00)	29 (4th 1:11)
Best Scoring Run	5 (3rd 7:24)	14 (1st 0:04)
Lead Changes	0	0
Times Tied	0	0
Time with Lead	00:00	39:01

Points from	HOU	USF
Turnovers	9	16
Paint	12	38
Second Chance	9	16
Fast Breaks	8	18
Bench	9	35

Period by Period Scoring	1st	2nd	3rd	4th	TOT
HOU	2	16	14	13	45
USF	18	22	14	20	74

## FEB. 2, 2020 | AT CINCINNATI | CINCINNATI, OHIO



Official Basketball Box Score - Final  
USF at Cincinnati  
02/02/20 Fifth Third Arena, Cincinnati, Ohio  
2019-20 Cincinnati Women's Basketball

Game Time: 12:00 PM  
Game Duration: 1:59  
Attendance: 1,141

Officials: Ed Sidesky, Fatou Gassio-Stephens, Chris Sauts

USF - 55

Record: 13-9 (5-3)

NO. Name	Min	FG	3P	FT	Rebounds	Fouls	TP	AS	TO	ST	Blocks	BS	BA		
20 Bethy Mununga	F 14:31	0-0	0-0	1-2	2	4	6	4	2	1	1	3	0	0	-10
31 Beatriz Jordao	C 11:14	0-2	0-0	0-0	0	3	4	0	1	0	0	0	0	1	0
3 Sydney Harvey	G 29:50	3-10	1-3	3-6	0	1	1	5	3	10	1	4	0	0	-5
4 Elisa Pinzan	G 40:00	5-10	3-7	6-8	0	4	4	1	5	19	4	6	3	0	-5
5 Elena Tsineke	G 37:21	4-12	1-5	2-2	0	2	2	2	11	3	6	1	0	0	-4
12 Cristina Bermejo	11:14	0-0	0-0	2-2	1	0	1	0	1	2	0	4	0	0	0
21 Shae Leverett	28:46	2-5	0-0	1-2	3	8	11	3	1	5	0	4	1	3	0
23 Tamara Henshaw	25:29	3-6	0-1	1-1	1	10	11	1	3	7	1	1	0	1	5
0 Enna Pehadzic	01:35	0-1	0-1	0-0	0	0	0	0	0	0	0	0	0	0	-1
Team					1	3	4			0		3			
Totals		17-46	5-17	16-23	9	35	44	16	18	55	10	31	5	3	-5

Technical Fouls: Team 1st 1:36

Shooting By Period	1st	2nd	3rd	4th	FT
FG%	7-15	46.7%			
3PT%	2-6	33.3%			
FT%	3-4	75%			
2nd FG%	5-15	33.3%			
3PT%	1-1	100%			
FT%	2-5	40.0%			
3rd FG%	3-8	37.5%			
3PT%	1-3	33.3%			
FT%	11-14	78.6%			
4th FG%	2-8	25.0%			
3PT%	0-3	0.0%			
FT%	1-4	25%			
GM FG%	17-46	37%			
3PT%	5-17	29.4%			
FT%	16-23	69.6%			

Dead Ball Rebounds: 7, 1

Cincinnati - 60

Record: 14-7 (5-3)

NO. Name	Min	FG M-A	3P M-A	FT M-A	Rebounds OR TR TOT	Fouls FF FO	TPs	AS	TO	ST	Blocks BS BA	+/-				
4 Angel Rizzor	F 38:07	8-20	0-0	0-1	3	3	6	1	2	16	1	4	1	2	1	10
23 Ilmarit Thomas	F 32:36	3-8	0-0	2-4	3	4	7	2	2	8	2	1	1	0	3	17
11 Sam Rodgers	G 33:25	4-11	0-5	2-2	0	2	2	5	2	10	3	2	1	1	0	-5
12 Antoinette Miller	G 35:50	5-20	0-2	4-6	0	3	3	3	7	14	5	3	0	0	1	5
30 Florence Sita	G 22:33	2-6	0-0	2-2	2	2	4	3	2	6	1	2	0	0	0	3
14 Adryana Moore	24:44	3-4	0-0	0-1	3	1	1	4	1	1	6	1	0	4	0	2
5 Nesma Khalifa	02:07	0-1	0-0	0-0	0	0	0	0	0	0	0	0	0	0	0	-7
35 Chellia Watson	05:21	0-1	0-0	0-0	0	1	1	2	0	0	0	0	0	0	0	5
10 Jadya Scott	05:17	0-0	0-0	0-0	0	1	1	0	0	0	0	0	0	0	0	-5
Team					2	0	2			0		1				
Totals		25-71	0-9	10-16	13	17	30	18	16	60	13	13	15	3	5	5
Technical Fouls: NONE																

Technical Fouls: NONE

Shooting By Period	1st	2nd	3rd	4th	FT
FG%	5-19	26.3%			
3PT%	0-4	0.0%			
FT%	3-4	75%			
2nd FG%	5-18	27.8%			
3PT%	0-4	0.0%			
FT%	0-0	0%			
3rd FG%	9-19	47.4%			
3PT%	0-1	0.0%			
FT%	4-7	57.1%			
4th FG%	6-15	40.0%			
3PT%	0-0	0.0%			
FT%	3-5	60%			
GM FG%	25-71	35.2%			
3PT%	0-9	0%			
FT%	10-16	62.5%			

Dead Ball Rebounds: 3, 3

	USF	CIN
Biggest lead	13 (2nd 1:58)	5 (4th 0:07)
Best Scoring Run	7 (1st 3:07)	10 (3rd 8:28)
Lead Changes	3	0
Times Tied	1	0
Time with Lead	35:43	03:38

Points from	USF	CIN
Turnovers	6	16
Paint	16	28
Second Chance	11	9
Fast Breaks	7	8
Bench	14	6

Period by Period Scoring	1st	2nd	3rd	4th	TOT
USF	19	13	18	5	55
CIN	13	10	22	15	60

## FEB. 9, 2020 | TEMPLE | TAMPA, FLA.



Official Basketball Box Score - Final  
Temple at South Fla.  
02/09/20 Yungling Center, Tampa  
2019-20 Women's Basketball

Game Time: 12:00 PM  
Game Duration: 2:00 PM  
Attendance: 2,209

Officials: Brian Brunette, Norma Jones, John Cipolito

Temple - 51

Record: 13-10 (5-5)

NO. Name	Min	FG	3P	FT	Rebounds	Fouls	TP	AS	TO	ST	Blocks	BS	+/-				
					OR	TR	OT		PF	FD							
20 Alexa Williamson	F 28:40	3-11	0-0	4-4	2	2	4	3	2	10	0	2	1	0	-36		
25 Mia Davis	F 27:41	3-12	0-1	4-4	1	5	6	4	6	10	1	4	0	0	-43		
2 Asonah Alexander	G 28:34	1-4	0-0	0-0	0	0	0	3	1	2	1	0	0	1	0	-31	
5 Marissa Mackins	G 34:24	3-14	2-11	5-6	1	1	2	2	4	13	4	3	0	0	0	-33	
12 Emami Mayo	G 11:09	0-1	0-0	0-0	0	0	0	0	2	0	0	0	0	0	-30	-30	
1 Lena Niani	18:56	2-4	1-2	1-1	2	3	3	1	1	6	0	1	0	0	0	-26	
11 Shannan Atkinson	15:54	5-8	0-0	0	3	2	5	1	1	10	0	1	0	1	0	-6	
3 Clara Florde	25:11	0-4	0-3	0-0	0	0	0	0	0	0	0	1	0	0	0	-27	
23 Destina Emanuel	05:34	0-1	0-1	0-0	0	0	0	0	0	0	0	0	0	0	0	-27	
3 Rayniah Walker	03:57	0-0	0-0	0-0	1	0	1	0	0	0	1	0	0	0	1	0	3
Team					2	1	3	2		0	0	0					
Totals		17-59	13-18	14-15	14	13	27	17	51	9	12	3	2	1	48		

## FEB. 16, 2020 | UCONN | TAMPA, FLA.



Official Basketball Box Score - Final  
UConn at South Fla.  
02/16/20 Yuengling Center, Tampa  
2019-20 Women's Basketball

Game Time: 7:00 PM  
Game Duration: 1:49  
Attendance: 5,044

Officials: Joseph Vaszily, Fatou Cissoko-Stephens, Rod Creech

UConn - 67

Record: 21-3 (11-0)

NO. Name		Min	FG	3P	FT	Rebounds		Fouls	TP	AS	TO	ST	Blocks	+/-	Shooting By Period			
			M-A	M-A	M-A	OR	DR	TOT				PF	FD		BS	BA	1st	2nd
3 Megan Walker	F	36:17	8-12	3-6	2-2	2	2	4	1	2	21	2	1	2	1	0	23	1st FG% 5-12 41.7%
20 Olivia Nelson-Ododa	F	40:00	9-12	0-0	2-4	2	6	8	3	5	20	2	4	2	4	0	20	3PT% 1-4 25.0%
5 Crystal Dangerfield	G	40:00	4-11	1-4	0-0	1	4	5	4	1	9	5	0	3	1	0	20	FT% 2-2 100%
13 Christyn Williams	G	40:00	3-13	0-2	3-4	3	2	5	3	3	9	4	4	2	0	1	20	2nd FG% 5-17 29.4%
24 Anna Makurat	G	14:35	0-3	0-2	0-0	1	2	3	0	0	0	1	0	3	0	0	5	3PT% 1-6 16.7%
10 Molly Bent	06:37	0-0	0-0	0-0	0-0	0	0	0	0	0	0	0	0	0	0	0	-8	FT% 1-2 50.0%
44 Aubrey Griffin		22:31	4-7	0-1	0-0	1	6	7	1	1	8	0	2	5	0	0	20	3rd FG% 10-20 50.0%
Team						2	0	2			0		1					3PT% 0-3 0.0%
																		FT% 1-2 50.0%
Totals			28-58	4-15	7-10	12	22	34	12	12	67	14	12	17	6	1	20	4th FG% 8-9 88.9%
																		3PT% 2-2 100.0%
																		FT% 3-4 75%
																		GM FG% 28-58 48.3%
																		3PT% 4-15 26.7%
																		FT% 7-10 70.0%

Technical Fouls: NONE

Shooting By Period	1st	2nd	3rd	4th	FT
1st FG%	5-12	41.7%			
3PT%	1-4	25.0%			
FT%	2-2	100%			
2nd FG%	5-17	29.4%			
3PT%	1-6	16.7%			
FT%	1-2	50%			
3rd FG%	10-20	50.0%			
3PT%	0-3	0.0%			
FT%	1-2	50%			
4th FG%	8-9	88.9%			
3PT%	2-2	100.0%			
FT%	3-4	75%			
GM FG%	28-58	48.3%			
3PT%	4-15	26.7%			
FT%	7-10	70.0%			

Dead Ball Rebounds: 1.0

South Fla. - 47

Record: 15-10 (7-4)

													Shooting By Period			
NO. Name	Min	FG M-A	3P M-A	FT M-A	Rebounds OR DR TOT	Fouls PF FD	TP	AS	TO	ST	Blocks BS BA	+/-	1 <sup>st</sup>	2 <sup>nd</sup>	3 <sup>rd</sup>	
20 Bethy Mununga	F 31:46	3-5	0-0	0-0	7 3 10	3 0	6	2	4	0	0	0	-14	3PT%	5-6	83.3%
21 Shae Leverett	F 32:09	1-3	0-0	1-2	2 3 5	4 3	3	1	1	2	0	0	-24	FT%	0-0	0%
3 Sydri Harvey	G 26:52	4-11	1-3	0-0	1 0 1	2 1	9	0	1	0	0	2	-17	2 <sup>nd</sup> FG%	5-13	38.5%
4 Elisa Pinzan	G 40:00	6-20	3-10	0-0	0 7 7	0 0	15	4	5	0	0	0	-2	3PT%	0-4	0%
5 Elena Tsineke	G 29:31	2-7	1-1	4-4	0 0 0	0 4	9	0	7	1	1	0	-10	FT%	0-0	0%
22 Kristyna Brabencova	23:37	2-8	1-4	0-0	2 0 2	2 1	5	3	1	2	0	1	-13	3 <sup>rd</sup> FG%	3-12	25.0%
31 Beatriz Jordao	04:09	0-1	0-0	0-0	1 2 3	1 1	0	0	2	0	0	0	3	3PT%	1-4	25.0%
23 Tamara Henshaw	11:56	0-1	0-0	0-0	1 2 3	0 2	0	0	0	0	0	0	-5	FT%	5-6	83.3%
Team					3 3 6		0		1				4 <sup>th</sup> FG%	3-13	23.1%	
Totals		18-56	6-18	5-6	17 20 37	12 12	47	10	22	5	1	6	-20	3PT%	0-4	0.0%
													FT%	0-0	0%	
													Technical Fouls: NONE			
													GM FG%	18-56	32.1%	
													3PT%	6-18	33.3%	
													FT%	5-6	83.3%	

Technical Fouls: NONE

Shooting By Period	1st	2nd	3rd	4th	FT
1st FG%	7-18	38.9%			
3PT%	5-6	83.3%			
FT%	0-0	0%			
2nd FG%	5-13	38.5%			
3PT%	0-4	0.0%			
FT%	0-0	0%			
3rd FG%	3-12	25.0%			
3PT%	1-4	25.0%			
FT%	5-6	83.3%			
4th FG%	3-13	23.1%			
3PT%	0-4	0.0%			
FT%	0-0	0%			
GM FG%	18-56	32.1%			
3PT%	6-18	33.3%			
FT%	5-6	83.3%			

Dead Ball Rebounds: 0.0

	UConn	USF
Biggest lead	20 (4 <sup>th</sup> 0:48)	8 (2 <sup>nd</sup> 9:28)
Best Scoring Run	11 (4 <sup>th</sup> 2:03)	8 (1 <sup>st</sup> 4:33)
Lead Changes	2	
Times Tied	3	
Time with Lead	20:36	16:19

Points from Turnovers	UConn	USF
Paint	42	18
Second Chance	9	7
Fast Breaks	11	6
Bench	8	5

Period by Period Scoring	1st	2nd	3rd	4th	TOT
UConn	13	12	21	21	67
USF	19	10	12	6	47

## FEB. 19, 2020 | AT UCF | ORLANDO, FLA.



Official Basketball Box Score - Final  
South Fla. at UCF  
02/19/20 Addition Financial Arena, Orlando  
2019-20 Women's Basketball

Game Time: 11:00 PM  
Game Duration: 2:07  
Attendance: 3,982

Officials: Denise Brooks, Tom Danaher, Scott Yanbrugh

South Fla. - 48

Record: 15-11 (7-5)

No.	Name	Min	FG	3P	FT	Rebounds	Fouls	TP	AS	TO	ST	Blocks	+/-	Shooting By Period						
			M-A	M-A	M-A	OR	DR					TOT		PF	FD	BS	BA	3PT%	FT%	
20	Bethy Mununga	F 23:27	2-5	0-0	3-3	5	6	11	4	2	7	0	2	0	1	0	-6	3PT%	0-2	0.0%
21	Shae Leverett	F 29:00	4-6	0-0	2-3	3	0	3	5	2	10	0	2	2	1	0	2	FT%	3-4	75%
3	Sydri Harvey	G 28:28	1-10	0-6	0-2	0	3	3	2	1	2	1	2	1	1	1	-5	2nd FG%	5-14	35.7%
4	Elisa Pinzan	G 37:48	2-7	1-5	0-0	0	4	4	3	2	5	3	3	1	0	0	-10	3PT%	1-3	33.3%
5	Elena Tsineke	G 22:41	2-12	1-5	5-6	1	1	2	5	4	10	0	2	0	0	0	-7	FT%	0-0	0%
23	Tamara Henshaw	20:30	2-4	0-0	0-0	1	5	6	3	1	4	2	4	0	0	0	-3	3rd FG%	5-14	35.7%
22	Kristyna Brabencova	18:55	2-5	0-2	0-0	1	3	4	2	1	4	0	4	0	1	0	-7	3PT%	0-4	0.0%
12	Cristina Bermejo	08:34	2-2	0-0	1-1	0	1	1	1	1	5	0	1	0	0	0	-1	FT%	4-6	66.7%
31	Beatriz Jordao	07:03	0-1	0-0	1-2	0	0	0	0	2	1	0	0	0	0	0	-9	4th FG%	5-16	31.3%
0	Enna Pehadzic	03:34	0-0	0-0	0-0	1	0	1	1	0	0	0	0	0	0	0	0	3PT%	1-9	11.1%
																		FT%	5-7	71.4%
Team						1	7	8										GM FG%	17-52	32.7%
Totals			17-52	2-18	12-17	13	30	43	28	15	48	6	21	4	4	1	-8	3PT%	2-18	11.1%
																		FT%	12-17	70.6%
Technical Fouls:NONE																				

Technical Fouls: NONE

Shooting By Period	1st	2nd	3rd	4th	FT
1st FG%	2-8	25.0%			
3PT%	0-2	0.0%			
FT%	3-4	75%			
2nd FG%	5-14	35.3%			
3PT%	1-3	33.3%			
FT%	0-0	0%			
3rd FG%	5-14	35.7%			
3PT%	0-4	0.0%			
FT%	4-6	66.7%			
4th FG%	5-16	31.3%			
3PT%	1-9	11.1%			
FT%	5-7	71.4%			
GM FG%	17-52	32.7%			
3PT%	2-18	11.1%			
FT%	12-17	70.6%			

Dead Ball Rebounds: 3.0

UCF - 56

Record: 16-8 (8-4)

NO.	Name	Min	FG	3P	FT	Rebounds		Fouls		TP	AS	TO	ST	Blocks		+/-	Shooting By Period						
			M-A	M-A	M-A	OR	DR	TOT	PF					FD	BS		BA	1 <sup>st</sup>	FG%	4-15	26.7%		
5	Masseny Kaba	F	39:29	1-7	0-0	5-10	5	3	8	2	8	7	0	1	2	1	0	6	3PT%	3-4	75.0%		
32	Brittney Smith	F	28:19	2-9	0-0	6-6	2	3	5	2	4	10	0	3	0	0	1	15	FT%	2-4	50%		
0	Sianni Martin	G	11:26	0-5	0-2	0-0	0	2	2	1	1	0	0	2	0	0	0	-4	2 <sup>nd</sup> FG%	3-17	17.6%		
2	Kay Kay Wright	G	39:29	8-23	1-4	7-9	1	2	3	2	6	24	1	0	1	0	2	8	3PT%	0-5	0%		
10	Courtaja Sanders	G	21:16	2-4	0-0	0-0	2	1	3	0	1	4	1	0	0	0	0	-8	FT%	4-8	50%		
3	Diamond Battles		25:40	0-3	0-0	3-6	0	3	3	3	5	3	3	0	1	0	1	6	3 <sup>rd</sup> FG%	3-15	20.0%		
24	Jnsaya Walker		08:12	0-0	0-0	0-0	2	0	2	3	0	0	0	2	0	0	0	-9	3PT%	0-2	0%		
1	Georgia Gayle		22:09	2-5	2-5	2-4	0	1	1	0	3	8	1	0	0	0	0	22	FT%	1-2	75%		
33	Destiny Thomas		04:00	0-0	0-0	0-0	2	2	2	2	0	0	0	0	0	0	0	4	4 <sup>th</sup> FG%	5-9	55.6%		
Team							4	7	11		0	0						3PT%	0-0	0%			
Totals					15-56	3-11	23-35	16	24	40	16	28	56	6	8	4	1	4	8	FT%	8-11	72.7%	
																		Technical Fouls:Bench 1 <sup>st</sup> 4:19					
																		GM FG% 15-56 26.8%					
																		3PT%				3-11	27.3%
																		FT%				23-35	65.7%

Technical Fouls: Bench 1<sup>st</sup> 4:19

Shooting By Period	1st	2nd	3rd	4th	FT
1st FG%	4-15	26.7%			
3PT%	3-4	75.0%			
FT%	7-10	70.0%			
2nd FG%	3-17	17.6%			
3PT%	0-5	0.0%			
FT%	4-8	50.0%			
3rd FG%	3-15	20.0%			
3PT%	0-2	0.0%			
FT%	9-12	75%			
4th FG%	5-9	55.6%			
3PT%	0-0	0.0%			
FT%	8-11	72.7%			
GM FG%	15-56	26.8%			
3PT%	3-11	27.3%			
FT%	23-35	65.7%			

Dead Ball Rebounds: 7.0

	USF	UCF
Biggest lead	4 (1 <sup>st</sup> 4:07)	12 (2 <sup>nd</sup> 5:04)
Best Scoring Run	7 (2 <sup>nd</sup> 2:54)	8 (2 <sup>nd</sup> 7:22)
Lead Changes	6	
Times Tied	5	
Time with Lead	02:24	33:34

Points from Turnovers	USF	UCF
Paint	28	10
Second Chance	10	10
Fast Breaks	11	8
Bench	14	11

Period by Period Scoring	1st	2nd	3rd	4th	TOT
USF	7	11	14	16	48
UCF	13	10	15	18	56

## FEB. 22, 2020 | AT MEMPHIS | MEMPHIS, TENN.



Official Basketball Box Score - Final  
South Fla. at Memphis  
02/22/20 Etna Ruess Fieldhouse, Memphis  
2019-20 Women's Basketball

Game Time: 4:00 PM  
Game Duration: 1:54  
Attendance: 551

Officials: Karen Presto, Angela Lewis, Luis Gonzalez

South Fla. - 68

Record: 16-11 (8-5)

Shooting By Period																		
NO. Name	Min	FG		3P		FT		Rebounds		Fouls		PTS	AP	TO	ST	Blocks		+/-
		M-A	M-A	M-A	M-A	OR	DR	OT	PF	FD	BS					BA		
12 Cristina Bermejo	F 24:21	1-3	0-1	0-0	0	5	5	3	0	2	5	1	2	0	0	1	13	1st FG% 8-14 57.1%
21 Shae Leverett	F 22:24	4-6	0-0	1-2	3	7	10	5	4	9	0	2	0	0	0	12	3PT% 2-4 50.0%	
3 Sydri Harvey	G 28:38	4-10	2-3	2-2	0	2	2	4	5	12	2	2	0	1	1	16	FT% 5-6 83.3%	
4 Elisa Pinzan	G 40:00	4-13	3-7	0-0	0	2	2	0	2	11	6	4	2	0	0	21	2nd FG% 7-17 41.2%	
5 Elena Tsineke	G 30:14	2-8	0-4	1-2	1	1	2	3	2	5	2	2	0	1	0	20	3PT% 1-5 20.0%	
20 Bethy Mununga	21:27	5-7	0-0	2-2	3	2	5	4	1	12	2	2	4	1	0	20	FT% 1-1 100%	
31 Beatriz Jordao	17:36	2-5	0-1	0-0	3	2	5	1	0	4	1	0	2	1	0	9	3rd FG% 8-18 44.4%	
23 Tamara Henshaw	12:45	6-8	0-0	1-1	1	2	3	1	1	13	2	1	1	0	0	12	3PT% 1-4 25.0%	
0 Enna Pehadzic	02:35	0-2	0-1	0-0	0	0	0	1	0	0	0	1	0	0	0	-6	FT% 1-2 50%	
Team					3	3	6			0		1					4th FG% 5-13 38.5%	
Totals		28-62	5-17	7-9	14	26	40	22	15	68	20	16	11	4	2	21	3PT% 1-4 25.0%	
Technical Fouls: NONE																		
GM FG% 28-62 45.2%																		
3PT% 5-17 29.4%																		
FT% 7-9 77.8%																		



# 2019-20 South Fla. Women's Basketball Combined Team Statistics All games

Page 1/1  
as of Feb 26, 2020

## Game Records

Record	Overall	Home	Away	Neutral
ALL GAMES	17-11	13-2	4-5	0-4
CONFERENCE	9-5	5-2	4-3	0-0
NON-CONFERENCE	8-6	8-0	0-2	0-4

## Score by Periods

Team	1st	2nd	3rd	4th	OT	TOT
South Fla.	468	458	465	428	0	1819
Opponents	377	354	430	413	0	1574

## Team Box Score

No.	Player				Total		3-Point		F-Throw		Rebounds											
		GP-GS	MIN	AVG	FG-FGA	FG%	3FG-FGA	3FG%	FT-FTA	FT%	OFF	DEF	TOT	AVG	PF	DQ	A	TO	BLK	STL	PTS	AVG
5	TSINEKE, Elena	23-18	604:53	26.3	95-249	.382	37-112	.330	55-63	.873	16	27	43	1.9	49	1	36	61	6	16	282	12.3
3	HARVEY, Sydni	18-12	440:16	24.5	57-156	.365	31-71	.437	52-63	.825	8	17	25	1.4	35	1	25	34	3	18	197	10.9
4	PINZAN, Elisa	23-20	770:33	33.5	76-212	.358	44-119	.370	30-37	.811	4	64	68	3.0	21	1	107	68	1	27	226	9.8
20	MUNUNGA, Bethy	25-24	656:35	26.3	98-194	.505	1-5	.200	43-58	.741	99	144	243	9.7	70	0	32	70	24	32	240	9.6
1	ALVAREZ, Maria	15-8	409:45	27.3	44-131	.336	34-108	.315	10-20	.500	7	37	44	2.9	26	1	49	25	0	15	132	8.8
22	BRABENCOVA, Kristyna	23-14	570:21	24.8	65-200	.325	25-92	.272	17-28	.607	30	54	84	3.7	61	1	42	47	18	16	172	7.5
21	LEVERETT, Shae	27-8	603:16	22.3	60-91	.659	0-0	.000	35-71	.493	85	88	173	6.4	64	5	9	31	17	16	155	5.7
23	HENSHAW, Tamara	28-13	542:36	19.4	64-127	.504	0-3	.000	25-36	.694	62	124	186	6.6	54	1	28	35	12	15	153	5.5
0	PEHADZIC, Enna	24-9	348:53	14.5	36-135	.267	26-93	.280	14-21	.667	18	25	43	1.8	29	0	18	21	0	9	112	4.7
14	SEPTE, Luize	10-3	154:09	15.4	14-32	.438	0-0	.000	7-15	.467	13	14	27	2.7	19	0	9	13	5	5	35	3.5
31	JORDAO, Beatriz	27-10	292:09	10.8	33-87	.379	0-1	.000	12-20	.600	28	52	80	3.0	32	0	12	25	16	6	78	2.9
12	BERMEJO, Cristina	20-1	197:39	9.9	12-39	.308	5-17	.294	8-10	.800	9	28	37	1.9	22	0	16	22	5	11	37	1.9
2	LAZIC, Mihaela	1-0	08:28	8.5	0-1	.000	0-1	.000	0-0	.000	0	2	2	2.0	1	0	0	0	0	0	0	0.0
Team											53	88	141					29				
Total		28	5600		654-1654	.395	203-622	.326	308-442	.697	432	764	1196	42.7	483	11	383	481	107	186	1819	65.0
Opponents		28	5599		543-1559	.348	133-437	.304	355-535	.664	308	603	911	32.5	459	11	277	405	70	217	1574	56.2

## Team Statistics

	USF	OPP
<b>Scoring</b>	<b>1819</b>	<b>1574</b>
Points per game	65.0	56.2
Scoring margin	+8.8	-
<b>Field goals-att</b>	<b>654-1654</b>	<b>543-1559</b>
Field goal pct	.395	.348
<b>3 point fg-att</b>	<b>203-622</b>	<b>133-437</b>
3-point FG pct	.326	.304
3-pt FG made per game	7.3	4.8
<b>Free throws-att</b>	<b>308-442</b>	<b>355-535</b>
Free throw pct	.697	.664
F-Throws made per game	11.0	12.7
<b>Rebounds</b>	<b>1196</b>	<b>911</b>
Rebounds per game	42.7	32.5
Rebounding margin	+10.2	-
<b>Assists</b>	<b>383</b>	<b>277</b>
Assists per game	13.7	9.9
<b>Turnovers</b>	<b>481</b>	<b>405</b>
Turnovers per game	17.2	14.5
Turnover margin	-2.7	-
Assist/turnover ratio	0.8	0.7
<b>Steals</b>	<b>186</b>	<b>217</b>
Steals per game	6.6	7.8
<b>Blocks</b>	<b>107</b>	<b>70</b>
Blocks per game	3.8	2.5
<b>Winning streak</b>	<b>2</b>	<b>-</b>
Home win streak	1	-
<b>Attendance</b>	<b>45614</b>	<b>18273</b>
Home games-Avg/Game	15-3041	9-2030
Neutral site-Avg/Game	-	4-312

## Team Results

Date	Opponent		Score	Att.
11/05/2019	Jacksonville	W	70-39	4495
11/08/2019	Texas	W	64-57	2289
11/12/2019	Howard	W	82-53	2006
11/15/2019	VCU	W	77-55	3520
11/19/2019	at Baylor	L	46-58	7485
11/24/2019	Saint Francis (PA)	W	62-23	2076
11/28/2019	vs South Dakota St.	L	50-61	235
11/29/2019	vs FGCU	L	77-81	198
11/30/2019	vs Notre Dame	L	51-67	174
12/06/2019	Alabama St.	W	80-29	4732
12/15/2019	Idaho	W	67-64	4480
12/19/2019	vs Mississippi St.	L	61-86	641
12/21/2019	at UNLV	L	51-61	850
12/30/2019	Brown	W	70-60	2062
01/05/2020	Cincinnati	W	76-68	2204
01/12/2020	at Tulsa	W	68-52	998
01/16/2020	at Temple	L	66-69	1079
01/19/2020	UCF	L	57-64	3017
01/22/2020	at Wichita St.	W	56-50	1556
01/25/2020	Tulane	W	63-56	2207
01/29/2020	Houston	W	74-45	2262
02/02/2020	at Cincinnati	L	55-60	1141
02/09/2020	Temple	W	99-51	2209
02/13/2020	at Tulane	W	53-43	621
02/16/2020	UConn	L	47-67	6044
02/19/2020	at UCF	L	48-56	3992
02/22/2020	at Memphis	W	68-47	551
02/25/2020	East Carolina	W	81-52	2011



# 2019-20 South Fla. Women's Basketball Combined Team Statistics In Conference games

Page 1/1  
as of Feb 26, 2020

## Game Records

Record	Overall	Home	Away	Neutral
ALL GAMES	9-5	5-2	4-3	0-0
CONFERENCE	9-5	5-2	4-3	0-0
NON-CONFERENCE	0-0	0-0	0-0	0-0

## Score by Periods

Team	1st	2nd	3rd	4th	OT	TOT
South Fla.	244	241	213	213	0	911
Opponents	170	173	234	203	0	780

## Team Box Score

No.	Player				Total		3-Point		F-Throw		Rebounds											
		GP-GS	MIN	AVG	FG-FGA	FG%	3FG-FGA	3FG%	FT-FTA	FT%	OFF	DEF	TOT	AVG	PF	DQ	A	TO	BLK	STL	PTS	AVG
3	HARVEY, Sydni	14-10	376:03	26.9	50-135	.370	29-64	.453	47-57	.825	7	15	22	1.6	29	1	19	27	3	14	176	12.6
5	TSINEKE, Elena	14-13	405:31	29.0	58-159	.365	22-68	.324	35-39	.897	9	18	27	1.9	27	1	28	38	5	10	173	12.4
4	PINZAN, Elisa	13-11	470:26	36.2	47-124	.379	30-74	.405	22-26	.846	1	42	43	3.3	9	0	65	45	0	16	146	11.2
20	MUNUNGA, Bethy	14-13	372:48	26.6	48-99	.485	0-1	.000	24-31	.774	51	83	134	9.6	46	0	18	39	10	20	120	8.6
22	BRABENCOVA, Kristyna	9-7	247:53	27.5	26-80	.325	12-39	.308	7-9	.778	9	24	33	3.7	23	0	20	22	6	8	71	7.9
21	LEVERETT, Shae	13-6	313:38	24.1	32-49	.653	0-0	.000	19-36	.528	34	54	88	6.8	34	3	4	14	10	9	83	6.4
23	HENSHAW, Tamara	14-4	267:53	19.1	31-55	.564	0-1	.000	7-9	.778	19	57	76	5.4	26	0	18	17	4	5	69	4.9
31	JORDAO, Beatriz	14-4	153:56	11.0	16-41	.390	0-1	.000	5-12	.417	17	33	50	3.6	15	0	4	11	9	4	37	2.6
12	BERMEJO, Cristina	10-1	103:28	10.3	7-15	.467	3-4	.750	7-8	.875	5	14	19	1.9	9	0	9	11	0	6	24	2.4
1	ALVAREZ, Maria	1-1	21:41	21.7	1-5	.200	0-3	.000	0-0	.000	0	4	4	4.0	2	0	3	1	0	1	2	2.0
0	PEHADZIC, Enna	10-0	66:43	6.7	4-22	.182	0-13	.000	2-2	1.000	5	2	7	0.7	7	0	5	4	0	1	10	1.0
Team											30	44	74					17				
Total		14	2800		320-784	.408	96-268	.358	175-229	.764	187	390	577	41.2	227	5	193	246	47	94	911	65.1
Opponents		14	2800		276-808	.342	56-200	.280	172-260	.662	178	284	462	33.0	235	3	129	195	36	112	780	55.7

## Team Statistics

	USF	OPP
<b>Scoring</b>	<b>911</b>	<b>780</b>
Points per game	65.1	55.7
Scoring margin	+9.4	-
<b>Field goals-att</b>	<b>320-784</b>	<b>276-808</b>
Field goal pct	.408	.342
<b>3 point fg-att</b>	<b>96-268</b>	<b>56-200</b>
3-point FG pct	.358	.280
3-pt FG made per game	6.9	4.0
<b>Free throws-att</b>	<b>175-229</b>	<b>172-260</b>
Free throw pct	.764	.662
F-Throws made per game	12.5	12.3
<b>Rebounds</b>	<b>577</b>	<b>462</b>
Rebounds per game	41.2	33.0
Rebounding margin	+8.2	-
<b>Assists</b>	<b>193</b>	<b>129</b>
Assists per game	13.8	9.2
<b>Turnovers</b>	<b>246</b>	<b>195</b>
Turnovers per game	17.6	13.9
Turnover margin	-3.6	-
Assist/turnover ratio	0.8	0.7
<b>Steals</b>	<b>94</b>	<b>112</b>
Steals per game	6.7	8.0
<b>Blocks</b>	<b>47</b>	<b>36</b>
Blocks per game	3.4	2.6
<b>Winning streak</b>	<b>2</b>	<b>-</b>
Home win streak	1	-
<b>Attendance</b>	<b>19954</b>	<b>9938</b>
Home games-Avg/Game	7-2851	7-1420
Neutral site-Avg/Game	-	0-0

## Team Results

Date	Opponent		Score	Att.
01/05/2020	Cincinnati	W	76-68	2204
01/12/2020	at Tulsa	W	68-52	998
01/16/2020	at Temple	L	66-69	1079
01/19/2020	UCF	L	57-64	3017
01/22/2020	at Wichita St.	W	56-50	1556
01/25/2020	Tulane	W	63-56	2207
01/29/2020	Houston	W	74-45	2262
02/02/2020	at Cincinnati	L	55-60	1141
02/09/2020	Temple	W	99-51	2209
02/13/2020	at Tulane	W	53-43	621
02/16/2020	UConn	L	47-67	6044
02/19/2020	at UCF	L	48-56	3992
02/22/2020	at Memphis	W	68-47	551
02/25/2020	East Carolina	W	81-52	2011





**2019-20 South Fla. Women's Basketball**  
**Season/Career Statistics**  
**All games**

Page 1/1  
as of Feb 26, 2020

**Summary**

Player	Season Statistics										Career Statistics									
	GP-GS	MIN/G	FG%	3FG%	FT%	R/G	A/G	STL	BLK	PTS/G	GP-GS	MIN/G	FG%	3FG%	FT%	R/G	A/G	STL	BLK	PTS/G
ALVAREZ, Maria	15-8	27.3	.336	.315	.500	2.9	3.3	15	0	8.8	15-8	27.3	.336	.315	.500	2.9	3.3	15	0	8.8
BERMEJO, Cristina	20-1	9.9	.308	.294	.800	1.9	0.8	11	5	1.9	20-1	9.9	.308	.294	.800	1.9	0.8	11	5	1.9
BRABENCOVA, Kristyna	23-14	24.8	.325	.272	.607	3.7	1.8	16	18	7.5	23-14	24.8	.325	.272	.607	3.7	1.8	16	18	7.5
HARVEY, Sydni	18-12	24.5	.365	.437	.825	1.4	1.4	18	3	10.9	50-36	28.1	.336	.376	.835	2.2	2.1	39	5	11.4
HENSHAW, Tamara	28-13	19.4	.504	.000	.694	6.6	1.0	15	12	5.5	129-77	23.0	.564	.000	.613	6.8	0.9	80	82	6.4
JORDAO, Beatriz	27-10	10.8	.379	.000	.600	3.0	0.4	6	16	2.9	39-22	13.9	.517	.000	.630	3.8	0.4	11	39	5.5
LAZIC, Mihaela	1-0	8.5	.000	.000	.000	2.0	0.0	0	0	0.0	1-0	8.5	.000	.000	.000	2.0	0.0	0	0	0.0
LEVERETT, Shae	27-8	22.3	.659	.000	.493	6.4	0.3	16	17	5.7	89-32	20.6	.607	.000	.584	5.6	0.4	41	80	5.2
MUNUNGA, Bethy	25-24	26.3	.505	.200	.741	9.7	1.3	32	24	9.6	25-24	26.3	.505	.200	.741	9.7	1.3	32	24	9.6
PEHADZIC, Enna	24-9	14.5	.267	.280	.667	1.8	0.8	9	0	4.7	68-32	20.2	.303	.311	.708	3.3	0.5	33	1	8.1
PINZAN, Elisa	23-20	33.5	.358	.370	.811	3.0	4.7	27	1	9.8	54-35	28.4	.318	.313	.815	2.4	3.9	53	1	6.8
SEPTE, Luize	10-3	15.4	.438	.000	.467	2.7	0.9	5	5	3.5	32-22	25.3	.283	.133	.517	3.4	1.6	17	35	4.3
TSINEKE, Elena	23-18	26.3	.382	.330	.873	1.9	1.6	16	6	12.3	23-18	26.3	.382	.330	.873	1.9	1.6	16	6	12.3

**Scoring**

Player	Season Statistics										Career Statistics									
	FG-FGA	FG%	3FG-3FGA	3FG%	FT-FTA	FT%	PTS	PTS/G	FG-FGA	FG%	3FG-3FGA	3FG%	FT-FTA	FT%	PTS	PTS/G	FG-FGA	FG%	3FG-3FGA	3FG%
ALVAREZ, Maria	44-131	.336	34-108	.315	10-20	.500	132	8.8	44-131	.336	34-108	.315	10-20	.500	132	8.8	44-131	.336	34-108	.315
BERMEJO, Cristina	12-39	.308	5-17	.294	8-10	.800	37	1.9	12-39	.308	5-17	.294	8-10	.800	37	1.9	12-39	.308	5-17	.294
BRABENCOVA, Kristyna	65-200	.325	25-92	.272	17-28	.607	172	7.5	65-200	.325	25-92	.272	17-28	.607	172	7.5	65-200	.325	25-92	.272
HARVEY, Sydni	57-156	.365	31-71	.437	52-63	.825	197	10.9	177-527	.336	76-202	.376	142-170	.835	572	11.4	177-527	.336	76-202	.376
HENSHAW, Tamara	64-127	.504	0-3	.000	25-36	.694	153	5.5	360-638	.564	0-7	.000	106-173	.613	826	6.4	360-638	.564	0-7	.000
JORDAO, Beatriz	33-87	.379	0-1	.000	12-20	.600	78	2.9	92-178	.517	0-1	.000	29-46	.630	213	5.5	92-178	.517	0-1	.000
LAZIC, Mihaela	0-1	.000	0-1	.000	0-0	.000	0	0.0	0-1	.000	0-1	.000	0-0	.000	0	0.0	0-1	.000	0-1	.000
LEVERETT, Shae	60-91	.659	0-0	.000	35-71	.493	155	5.7	170-280	.607	0-1	.000	122-209	.584	462	5.2	170-280	.607	0-1	.000
MUNUNGA, Bethy	98-194	.505	1-5	.200	43-58	.741	240	9.6	98-194	.505	1-5	.200	43-58	.741	240	9.6	98-194	.505	1-5	.200
PEHADZIC, Enna	36-135	.267	26-93	.280	14-21	.667	112	4.7	184-607	.303	100-322	.311	80-113	.708	548	8.1	184-607	.303	100-322	.311
PINZAN, Elisa	76-212	.358	44-119	.370	30-37	.811	226	9.8	116-365	.318	67-214	.313	66-81	.815	365	6.8	116-365	.318	67-214	.313
SEPTE, Luize	14-32	.438	0-0	.000	7-15	.467	35	3.5	52-184	.283	4-30	.133	31-60	.517	139	4.3	52-184	.283	4-30	.133
TSINEKE, Elena	95-249	.382	37-112	.330	55-63	.873	282	12.3	95-249	.382	37-112	.330	55-63	.873	282	12.3	95-249	.382	37-112	.330

**Totals**

Player	Season Statistics										Career Statistics									
	O-REB	D-REB	TOTAL	PF	FO	A	TO	A/TO	O-REB	D-REB	TOTAL	PF	FO	A	TO	A/TO	O-REB	D-REB	TOTAL	PF
ALVAREZ, Maria	7	37	44	26	1	49	25	2.0	7	37	44	26	1	49	25	2.0	7	37	44	26
BERMEJO, Cristina	9	28	37	22	0	16	22	0.7	9	28	37	22	0	16	22	0.7	9	28	37	22
BRABENCOVA, Kristyna	30	54	84	61	1	42	47	0.9	30	54	84	61	1	42	47	0.9	30	54	84	61
HARVEY, Sydni	8	17	25	35	1	25	34	0.7	38	70	108	107	5	107	127	0.8	38	70	108	107
HENSHAW, Tamara	62	124	186	54	1	28	35	0.8	335	537	872	252	4	119	127	0.9	335	537	872	252
JORDAO, Beatriz	28	52	80	32	0	12	25	0.5	49	99	148	63	0	17	45	0.4	49	99	148	63
LAZIC, Mihaela	0	2	2	1	0	0	0	0.0	0	2	2	1	0	0	0	0.0	0	2	2	1
LEVERETT, Shae	85	88	173	64	5	9	31	0.3	229	269	498	190	7	35	93	0.4	229	269	498	190
MUNUNGA, Bethy	99	144	243	70	0	32	70	0.5	99	144	243	70	0	32	70	0.5	99	144	243	70
PEHADZIC, Enna	18	25	43	29	0	18	21	0.9	69	155	224	68	0	32	84	0.4	69	155	224	68
PINZAN, Elisa	4	64	68	21	1	107	68	1.6	8	120	128	62	1	210	142	1.5	8	120	128	62
SEPTE, Luize	13	14	27	19	0	9	13	0.7	36	72	108	51	1	50	66	0.8	36	72	108	51
TSINEKE, Elena	16	27	43	49	1	36	61	0.6	16	27	43	49	1	36	61	0.6	16	27	43	49



**2019-20 South Fla. Women's Basketball  
Season Schedule/Results & Leaders  
All games**

Page 1/2  
as of Feb 26, 2020

**Game Records**

Record	Overall	Home	Away	Neutral
ALL GAMES	17-11	13-2	4-5	0-4
CONFERENCE	9-5	5-2	4-3	0-0
NON-CONFERENCE	8-6	8-0	0-2	0-4

**Team Results**

Date	Opponent		Score	Att.	High Points	High Rebounds
11/05/2019	Jacksonville	W	70-39	4495	(20) PEHADZIC, Enna	(12) MUNUNGA, Bethy
11/08/2019	Texas	W	64-57	2289	(16) PEHADZIC, Enna	(8) MUNUNGA, Bethy
11/12/2019	Howard	W	82-53	2006	(16) PEHADZIC, Enna	(11) MUNUNGA, Bethy
11/15/2019	VCU	W	77-55	3520	(20) ALVAREZ, Maria	(12) MUNUNGA, Bethy
11/19/2019	at Baylor	L	46-58	7485	(16) MUNUNGA, Bethy	(12) MUNUNGA, Bethy
11/24/2019	Saint Francis (PA)	W	62-23	2076	(13) TSINEKE, Elena	(13) LEVERETT, Shae
11/28/2019	vs South Dakota St.	L	50-61	235	(15) MUNUNGA, Bethy	(12) MUNUNGA, Bethy
11/29/2019	vs FGCU	L	77-81	198	(19) TSINEKE, Elena	(12) MUNUNGA, Bethy
11/30/2019	vs Notre Dame	L	51-67	174	(12) TSINEKE, Elena	(10) MUNUNGA, Bethy
12/06/2019	Alabama St.	W	80-29	4732	(18) ALVAREZ, Maria	(15) HENSHAW, Tamara
12/15/2019	Idaho	W	67-64	4480	(14) ALVAREZ, Maria	(12) HENSHAW, Tamara
12/19/2019	vs Mississippi St.	L	61-86	641	(12) ALVAREZ, Maria	(10) HENSHAW, Tamara
12/21/2019	at UNLV	L	51-61	850	(9) LEVERETT, Shae	(13) HENSHAW, Tamara
					(9) BRABENCOVA, Kristyna	
12/30/2019	Brown	W	70-60	2062	(17) TSINEKE, Elena	(14) MUNUNGA, Bethy
01/05/2020	Cincinnati	W	76-68	2204	(19) TSINEKE, Elena	(7) LEVERETT, Shae
						(7) HENSHAW, Tamara
						(7) MUNUNGA, Bethy
01/12/2020	at Tulsa	W	68-52	998	(20) HARVEY, Sydni	(9) MUNUNGA, Bethy
01/16/2020	at Temple	L	66-69	1079	(20) TSINEKE, Elena	(9) MUNUNGA, Bethy
01/19/2020	UCF	L	57-64	3017	(23) PINZAN, Elisa	(9) MUNUNGA, Bethy
01/22/2020	at Wichita St.	W	56-50	1556	(13) MUNUNGA, Bethy	(15) MUNUNGA, Bethy
01/25/2020	Tulane	W	63-56	2207	(16) HARVEY, Sydni	(10) MUNUNGA, Bethy
01/29/2020	Houston	W	74-45	2262	(20) TSINEKE, Elena	(14) LEVERETT, Shae
02/02/2020	at Cincinnati	L	55-60	1141	(19) PINZAN, Elisa	(11) LEVERETT, Shae
						(11) HENSHAW, Tamara
02/09/2020	Temple	W	99-51	2209	(25) HARVEY, Sydni	(8) MUNUNGA, Bethy
					(25) TSINEKE, Elena	
02/13/2020	at Tulane	W	53-43	621	(18) PINZAN, Elisa	(17) MUNUNGA, Bethy
02/16/2020	UConn	L	47-67	6044	(15) PINZAN, Elisa	(10) MUNUNGA, Bethy
02/19/2020	at UCF	L	48-56	3992	(10) LEVERETT, Shae	(11) MUNUNGA, Bethy
					(10) TSINEKE, Elena	
02/22/2020	at Memphis	W	68-47	551	(13) HENSHAW, Tamara	(10) LEVERETT, Shae
02/25/2020	East Carolina	W	81-52	2011	(19) TSINEKE, Elena	(11) LEVERETT, Shae

**Attendance Summary**

	Games	Attend	Avg/Game
Home	15	45614	3041
Away	9	18273	2030



**2019-20 South Fla. Women's Basketball**  
**Season Schedule/Results & Leaders**  
**All games**

Page 2/2  
as of Feb 26, 2020

---

	Games	Attend	Avg/Game
Neutral	4	1248	312
<b>Total</b>	<b>28</b>	<b>65135</b>	<b>2326</b>



**2019-20 South Fla. Women's Basketball  
Team Game-by-Game  
All games**

Page 1/1  
as of Feb 26, 2020

				Total		3-Pointers		Free throws		Rebounds											
Opponent	Date	Score		FG-FGA	PCT	3FG-FGA	PCT	FT-FTA	PCT	OFF	DEF	TOT	AVG	PF	A	TO	BLK	STL	PTS	AVG	
Jacksonville	11/05/2019	70-39	W	26-64	.406	10-26	.385	8-18	.444	21	42	63	63.0	11	16	18	7	6	70	70.0	
Texas	11/08/2019	64-57	W	23-60	.383	5-23	.217	13-19	.684	12	22	34	48.5	20	12	18	5	3	64	67.0	
Howard	11/12/2019	82-53	W	29-70	.414	7-20	.350	17-27	.630	22	30	52	49.7	20	15	13	1	11	82	72.0	
VCU	11/15/2019	77-55	W	28-63	.444	10-18	.556	11-20	.550	20	21	41	47.5	17	19	13	3	10	77	73.3	
at Baylor	11/19/2019	46-58	L	17-59	.288	7-24	.292	5-13	.385	14	21	35	45.0	28	13	19	4	11	46	67.8	
Saint Francis (PA)	11/24/2019	62-23	W	26-59	.441	4-16	.250	6-11	.545	17	22	39	44.0	11	12	14	2	8	62	66.8	
vs South Dakota St.	11/28/2019	50-61	L	20-57	.351	4-29	.138	6-7	.857	16	18	34	42.6	19	8	20	2	10	50	64.4	
vs FGCU	11/29/2019	77-81	L	28-62	.452	9-21	.429	12-17	.706	13	28	41	42.4	28	14	20	4	4	77	66.0	
vs Notre Dame	11/30/2019	51-67	L	20-72	.278	8-41	.195	3-5	.600	23	23	46	42.8	20	14	18	5	3	51	64.3	
Alabama St.	12/06/2019	80-29	W	31-64	.484	17-37	.459	1-5	.200	18	35	53	43.8	21	23	15	11	5	80	65.9	
Idaho	12/15/2019	67-64	W	21-60	.350	6-24	.250	19-25	.760	22	29	51	44.5	10	11	12	2	3	67	66.0	
vs Mississippi St.	12/19/2019	61-86	L	22-62	.355	9-23	.391	8-14	.571	16	27	43	44.3	21	12	24	5	8	61	65.6	
at UNLV	12/21/2019	51-61	L	18-55	.327	5-26	.192	10-15	.667	16	26	42	44.2	17	9	20	3	4	51	64.5	
Brown	12/30/2019	70-60	W	25-63	.397	6-26	.231	14-17	.824	15	30	45	44.2	13	12	11	6	6	70	64.9	
Cincinnati	01/05/2020	76-68	W	26-62	.419	8-23	.348	16-21	.762	17	23	40	43.9	16	17	13	3	8	76	65.6	
at Tulsa	01/12/2020	68-52	W	23-47	.489	9-18	.500	13-20	.650	6	29	35	43.4	19	14	20	6	9	68	65.8	
at Temple	01/16/2020	66-69	L	22-59	.373	5-16	.313	17-21	.810	14	29	43	43.4	17	13	12	3	5	66	65.8	
UCF	01/19/2020	57-64	L	18-54	.333	10-25	.400	11-14	.786	11	21	32	42.7	17	16	16	6	9	57	65.3	
at Wichita St.	01/22/2020	56-50	W	22-49	.449	6-15	.400	6-10	.600	12	29	41	42.6	14	14	25	7	9	56	64.8	
Tulane	01/25/2020	63-56	W	20-53	.377	10-24	.417	13-14	.929	9	26	35	42.3	12	14	13	0	4	63	64.7	
Houston	01/29/2020	74-45	W	28-65	.431	6-16	.375	12-15	.800	18	30	48	42.5	18	13	17	3	8	74	65.1	
at Cincinnati	02/02/2020	55-60	L	17-46	.370	5-17	.294	16-23	.696	9	35	44	42.6	16	10	31	5	5	55	64.7	
Temple	02/09/2020	99-51	W	35-61	.574	13-25	.520	16-17	.941	14	29	43	42.6	15	21	10	1	5	99	66.2	
at Tulane	02/13/2020	53-43	W	19-53	.358	4-15	.267	11-20	.550	14	32	46	42.8	12	12	18	2	6	53	65.6	
UConn	02/16/2020	47-67	L	18-56	.321	6-18	.333	5-6	.833	17	20	37	42.5	12	10	22	1	5	47	64.9	
at UCF	02/19/2020	48-56	L	17-52	.327	2-18	.111	12-17	.706	13	30	43	42.5	28	6	21	4	4	48	64.2	
at Memphis	02/22/2020	68-47	W	28-62	.452	5-17	.294	7-9	.778	14	26	40	42.4	22	20	16	4	11	68	64.4	
East Carolina	02/25/2020	81-52	W	27-65	.415	7-21	.333	20-22	.909	19	31	50	42.7	9	13	12	2	6	81	65.0	
Total		1819		654-1654	.395	203-622	.326	308-442	.697	432	764	1196	42.7	483	383	481	107	186	1819	65.0	
Opponents		1574		543-1559	.348	133-437	.304	355-535	.664	308	603	911	32.5	459	277	405	70	217	1574	56.2	

**South Fla. Averages**

Games Played	Points/game	FG Pct	3FG Pct	FT Pct	Rebounds/game	Assists/game	Turnovers/game	Assist/Turnover ratio	Steals/game	Blocks/game
28	65.0	39.5	32.6	69.7	42.7	13.7	17.2	0.8	6.6	3.8





**2019-20 South Fla. Women's Basketball  
Opponents Game-by-Game  
All games**

Page 1/1  
as of Feb 26, 2020

				Total		3-Pointers		Free throws		Rebounds											
Opponent	Date	Score		FG-FGA	PCT	3FG-FGA	PCT	FT-FTA	PCT	OFF	DEF	TOT	AVG	PF	A	TO	BLK	STL	PTS	AVG	
Jacksonville	11/05/2019	70-39	W	15-61	.246	4-18	.222	5-10	.500	7	24	31	31.0	19	8	12	2	12	39	39.0	
Texas	11/08/2019	64-57	W	24-59	.407	1-9	.111	8-15	.533	9	22	31	31.0	21	13	17	3	7	57	48.0	
Howard	11/12/2019	82-53	W	17-59	.288	5-16	.313	14-20	.700	15	23	38	33.3	23	4	21	5	3	53	49.7	
VCU	11/15/2019	77-55	W	19-44	.432	3-12	.250	14-21	.667	6	21	27	31.8	17	8	17	2	8	55	51.0	
at Baylor	11/19/2019	46-58	L	16-45	.356	1-6	.167	25-39	.641	10	23	33	32.0	13	13	18	7	7	58	52.4	
Saint Francis (PA)	11/24/2019	62-23	W	5-37	.135	3-17	.176	10-14	.714	10	19	29	31.5	13	2	25	1	5	23	47.5	
vs South Dakota St.	11/28/2019	50-61	L	23-47	.489	4-11	.364	11-21	.524	9	20	29	31.1	11	11	19	2	7	61	49.4	
vs FGCU	11/29/2019	77-81	L	22-57	.386	12-33	.364	25-33	.758	7	23	30	31.0	20	16	10	0	8	81	53.4	
vs Notre Dame	11/30/2019	51-67	L	25-52	.481	6-15	.400	11-22	.500	8	30	38	31.8	13	13	15	3	5	67	54.9	
Alabama St.	12/06/2019	80-29	W	10-59	.169	3-15	.200	6-12	.500	16	17	33	31.9	10	6	14	0	9	29	52.3	
Idaho	12/15/2019	67-64	W	24-61	.393	11-33	.333	5-5	1.000	8	22	30	31.7	19	17	7	3	3	64	53.4	
vs Mississippi St.	12/19/2019	61-86	L	30-65	.462	5-11	.455	21-31	.677	12	27	39	32.3	19	16	11	4	15	86	56.1	
at UNLV	12/21/2019	51-61	L	19-48	.396	7-14	.500	16-18	.889	4	24	28	32.0	13	8	12	0	13	61	56.5	
Brown	12/30/2019	70-60	W	18-57	.316	12-27	.444	12-14	.857	9	24	33	32.1	13	13	12	2	3	60	56.7	
Cincinnati	01/05/2020	76-68	W	27-56	.482	3-6	.500	11-16	.688	8	19	27	31.7	21	13	16	3	2	68	57.5	
at Tulsa	01/12/2020	68-52	W	16-52	.308	5-17	.294	15-25	.600	13	20	33	31.8	19	6	18	1	14	52	57.1	
at Temple	01/16/2020	66-69	L	24-55	.436	9-25	.360	12-21	.571	7	24	31	31.8	17	14	12	4	4	69	57.8	
UCF	01/19/2020	57-64	L	23-59	.390	4-8	.500	14-18	.778	17	27	44	32.4	16	12	14	4	7	64	58.2	
at Wichita St.	01/22/2020	56-50	W	18-56	.321	6-17	.353	8-15	.533	13	15	28	32.2	15	8	16	1	13	50	57.7	
Tulane	01/25/2020	63-56	W	20-53	.377	6-14	.429	10-15	.667	9	24	33	32.3	16	7	14	1	3	56	57.7	
Houston	01/29/2020	74-45	W	14-56	.250	2-11	.182	15-24	.625	14	20	34	32.3	13	4	14	2	7	45	57.0	
at Cincinnati	02/02/2020	55-60	L	25-71	.352	0-9	.000	10-16	.625	13	17	30	32.2	18	13	13	3	15	60	57.2	
Temple	02/09/2020	99-51	W	17-59	.288	3-18	.167	14-15	.933	14	13	27	32.0	17	9	12	2	3	51	56.9	
at Tulane	02/13/2020	53-43	W	15-58	.259	2-22	.091	11-16	.688	13	21	34	32.1	21	6	12	3	5	43	56.3	
UConn	02/16/2020	47-67	L	28-58	.483	4-15	.267	7-10	.700	12	22	34	32.2	12	14	12	6	17	67	56.8	
at UCF	02/19/2020	48-56	L	15-56	.268	3-11	.273	23-35	.657	16	24	40	32.5	15	6	8	1	4	56	56.7	
at Memphis	02/22/2020	68-47	W	14-63	.222	4-13	.308	15-20	.750	19	18	37	32.6	15	9	20	2	9	47	56.4	
East Carolina	02/25/2020	81-52	W	20-56	.357	5-14	.357	7-14	.500	10	20	30	32.5	20	8	14	3	9	52	56.2	
Total		1574		543-1559	.348	133-437	.304	355-535	.664	308	603	911	32.5	459	277	405	70	217	1574	56.2	
South Fla.		1819		654-1654	.395	203-622	.326	308-442	.697	432	764	1196	42.7	483	383	481	107	186	1819	65.0	

**Opponents Averages**

Games Played	Points/game	FG Pct	3FG Pct	FT Pct	Rebounds/game	Assists/game	Turnovers/game	Assist/Turnover ratio	Steals/game	Blocks/game
28	56.2	34.8	30.4	66.4	32.5	9.9	14.5	0.7	7.8	2.5



**2019-20 South Fla. Women's Basketball  
Team High/Low Analysis  
All games**

Page 1/4  
as of Feb 26, 2020

**South Fla. - Game Highs**

<b>POINTS</b>	99		Temple (02/09/2020)
	82		Howard (11/12/2019)
	81		East Carolina (02/25/2020)
	80		Alabama St. (12/06/2019)
	77		vs FGCU (N) (11/29/2019)
	77		VCU (11/15/2019)
<b>FIELD GOALS MADE</b>	35		Temple (02/09/2020)
	31		Alabama St. (12/06/2019)
<b>FIELD GOAL ATTEMPTS</b>	72		vs Notre Dame (N) (11/30/2019)
	70		Howard (11/12/2019)
<b>FIELD GOAL PERCENTAGE</b>	.574	(35-61)	Temple (02/09/2020)
	.489	(23-47)	at Tulsa (01/12/2020)
<b>3 PT FG MADE</b>	17		Alabama St. (12/06/2019)
	13		Temple (02/09/2020)
<b>3 PT FG ATTEMPTS</b>	41		vs Notre Dame (N) (11/30/2019)
	37		Alabama St. (12/06/2019)
<b>3 PT FG PERCENTAGE</b>	.556	(10-18)	VCU (11/15/2019)
	.520	(13-25)	Temple (02/09/2020)
<b>FREE THROWS MADE</b>	20		East Carolina (02/25/2020)
	19		Idaho (12/15/2019)
<b>FREE THROW ATTEMPTS</b>	27		Howard (11/12/2019)
	25		Idaho (12/15/2019)
<b>FREE THROW PERCENTAGE</b>	.941	(16-17)	Temple (02/09/2020)
	.929	(13-14)	Tulane (01/25/2020)
<b>REBOUNDS</b>	63		Jacksonville (11/05/2019)
	53		Alabama St. (12/06/2019)
<b>ASSISTS</b>	23		Alabama St. (12/06/2019)
	21		Temple (02/09/2020)
<b>STEALS</b>	11		at Memphis (02/22/2020)
	11		at Baylor (11/19/2019)
	11		Howard (11/12/2019)
<b>BLOCKED SHOTS</b>	11		Alabama St. (12/06/2019)
	7		at Wichita St. (01/22/2020)
	7		Jacksonville (11/05/2019)
<b>TURNOVERS</b>	31		at Cincinnati (02/02/2020)
	25		at Wichita St. (01/22/2020)
<b>FOULS</b>	29		vs FGCU (N) (11/29/2019)
	28		at UCF (02/19/2020)
	28		at Baylor (11/19/2019)



**2019-20 South Fla. Women's Basketball  
Team High/Low Analysis  
All games**

Page 2/4  
as of Feb 26, 2020

**Opponent - Game Highs**

<b>POINTS</b>	86	vs Mississippi St. (N) (12/19/2019)
	81	vs FGCU (N) (11/29/2019)
	69	at Temple (01/16/2020)
	68	Cincinnati (01/05/2020)
	67	UConn (02/16/2020)
	67	vs Notre Dame (N) (11/30/2019)
<b>FIELD GOALS MADE</b>	30	vs Mississippi St. (N) (12/19/2019)
	28	UConn (02/16/2020)
<b>FIELD GOAL ATTEMPTS</b>	71	at Cincinnati (02/02/2020)
	65	vs Mississippi St. (N) (12/19/2019)
<b>FIELD GOAL PERCENTAGE</b>	.489 (23-47)	vs South Dakota St. (N) (11/28/2019)
	.483 (28-58)	UConn (02/16/2020)
<b>3 PT FG MADE</b>	12	Brown (12/30/2019)
	12	vs FGCU (N) (11/29/2019)
<b>3 PT FG ATTEMPTS</b>	33	Idaho (12/15/2019)
	33	vs FGCU (N) (11/29/2019)
<b>3 PT FG PERCENTAGE</b>	.500 (7-14)	at UNLV (12/21/2019)
	.500 (4-8)	UCF (01/19/2020)
	.500 (3-6)	Cincinnati (01/05/2020)
<b>FREE THROWS MADE</b>	25	vs FGCU (N) (11/29/2019)
	25	at Baylor (11/19/2019)
<b>FREE THROW ATTEMPTS</b>	39	at Baylor (11/19/2019)
	35	at UCF (02/19/2020)
<b>FREE THROW PERCENTAGE</b>	1.000 (5-5)	Idaho (12/15/2019)
	.933 (14-15)	Temple (02/09/2020)
<b>REBOUNDS</b>	44	UCF (01/19/2020)
	40	at UCF (02/19/2020)
<b>ASSISTS</b>	17	Idaho (12/15/2019)
	16	vs Mississippi St. (N) (12/19/2019)
	16	vs FGCU (N) (11/29/2019)
<b>STEALS</b>	17	UConn (02/16/2020)
	15	at Cincinnati (02/02/2020)
	15	vs Mississippi St. (N) (12/19/2019)
<b>BLOCKED SHOTS</b>	7	at Baylor (11/19/2019)
	6	UConn (02/16/2020)
<b>TURNOVERS</b>	25	Saint Francis (PA) (11/24/2019)
	21	Howard (11/12/2019)
<b>FOULS</b>	23	Howard (11/12/2019)
	21	at Tulane (02/13/2020)
	21	Cincinnati (01/05/2020)
	21	vs FGCU (N) (11/29/2019)
	21	Texas (11/08/2019)



**2019-20 South Fla. Women's Basketball  
Team High/Low Analysis  
All games**

Page 3/4  
as of Feb 26, 2020

**South Fla. - Game Lows**

<b>POINTS</b>	46		at Baylor (11/19/2019)
	47		UConn (02/16/2020)
	48		at UCF (02/19/2020)
	50		vs South Dakota St. (N) (11/28/2019)
	51		at UNLV (12/21/2019)
	51		vs Notre Dame (N) (11/30/2019)
<b>FIELD GOALS MADE</b>	17		at UCF (02/19/2020)
	17		at Cincinnati (02/02/2020)
	17		at Baylor (11/19/2019)
<b>FIELD GOAL ATTEMPTS</b>	46		at Cincinnati (02/02/2020)
	47		at Tulsa (01/12/2020)
<b>FIELD GOAL PERCENTAGE</b>	.278	(20-72)	vs Notre Dame (N) (11/30/2019)
	.288	(17-59)	at Baylor (11/19/2019)
<b>3 PT FG MADE</b>	2		at UCF (02/19/2020)
	4		at Tulane (02/13/2020)
	4		vs South Dakota St. (N) (11/28/2019)
	4		Saint Francis (PA) (11/24/2019)
<b>3 PT FG ATTEMPTS</b>	15		at Tulane (02/13/2020)
	15		at Wichita St. (01/22/2020)
<b>3 PT FG PERCENTAGE</b>	.111	(2-18)	at UCF (02/19/2020)
	.138	(4-29)	vs South Dakota St. (N) (11/28/2019)
<b>FREE THROWS MADE</b>	1		Alabama St. (12/06/2019)
	3		vs Notre Dame (N) (11/30/2019)
<b>FREE THROW ATTEMPTS</b>	5		Alabama St. (12/06/2019)
	5		vs Notre Dame (N) (11/30/2019)
<b>FREE THROW PERCENTAGE</b>	.200	(1-5)	Alabama St. (12/06/2019)
	.385	(5-13)	at Baylor (11/19/2019)
<b>REBOUNDS</b>	32		UCF (01/19/2020)
	34		vs South Dakota St. (N) (11/28/2019)
	34		Texas (11/08/2019)
<b>ASSISTS</b>	6		at UCF (02/19/2020)
	8		vs South Dakota St. (N) (11/28/2019)
<b>STEALS</b>	3		Idaho (12/15/2019)
	3		vs Notre Dame (N) (11/30/2019)
	3		Texas (11/08/2019)
<b>BLOCKED SHOTS</b>	0		Tulane (01/25/2020)
	1		UConn (02/16/2020)
	1		Temple (02/09/2020)
	1		Howard (11/12/2019)
<b>TURNOVERS</b>	10		Temple (02/09/2020)
	11		Brown (12/30/2019)
<b>FOULS</b>	9		East Carolina (02/25/2020)
	10		Idaho (12/15/2019)





**2019-20 South Fla. Women's Basketball  
Team High/Low Analysis  
All games**

Page 4/4  
as of Feb 26, 2020

**Opponent - Game Lows**

<b>POINTS</b>	23	Saint Francis (PA) (11/24/2019)
	29	Alabama St. (12/06/2019)
	39	Jacksonville (11/05/2019)
	43	at Tulane (02/13/2020)
	45	Houston (01/29/2020)
<b>FIELD GOALS MADE</b>	5	Saint Francis (PA) (11/24/2019)
	10	Alabama St. (12/06/2019)
<b>FIELD GOAL ATTEMPTS</b>	37	Saint Francis (PA) (11/24/2019)
	44	VCU (11/15/2019)
<b>FIELD GOAL PERCENTAGE</b>	.135 (5-37)	Saint Francis (PA) (11/24/2019)
	.169 (10-59)	Alabama St. (12/06/2019)
<b>3 PT FG MADE</b>	0	at Cincinnati (02/02/2020)
	1	at Baylor (11/19/2019)
	1	Texas (11/08/2019)
<b>3 PT FG ATTEMPTS</b>	6	Cincinnati (01/05/2020)
	6	at Baylor (11/19/2019)
<b>3 PT FG PERCENTAGE</b>	.000 (0-9)	at Cincinnati (02/02/2020)
	.091 (2-22)	at Tulane (02/13/2020)
<b>FREE THROWS MADE</b>	5	Idaho (12/15/2019)
	5	Jacksonville (11/05/2019)
<b>FREE THROW ATTEMPTS</b>	5	Idaho (12/15/2019)
	10	UConn (02/16/2020)
	10	Jacksonville (11/05/2019)
<b>FREE THROW PERCENTAGE</b>	.500 (11-22)	vs Notre Dame (N) (11/30/2019)
	.500 (7-14)	East Carolina (02/25/2020)
	.500 (6-12)	Alabama St. (12/06/2019)
	.500 (5-10)	Jacksonville (11/05/2019)
<b>REBOUNDS</b>	27	Temple (02/09/2020)
	27	Cincinnati (01/05/2020)
	27	VCU (11/15/2019)
<b>ASSISTS</b>	2	Saint Francis (PA) (11/24/2019)
	4	Houston (01/29/2020)
	4	Howard (11/12/2019)
<b>STEALS</b>	2	Cincinnati (01/05/2020)
	3	Temple (02/09/2020)
	3	Tulane (01/25/2020)
	3	Brown (12/30/2019)
	3	Idaho (12/15/2019)
	3	Howard (11/12/2019)
<b>BLOCKED SHOTS</b>	0	at UNLV (12/21/2019)
	0	Alabama St. (12/06/2019)
	0	vs FGCU (N) (11/29/2019)
<b>TURNOVERS</b>	7	Idaho (12/15/2019)
	8	at UCF (02/19/2020)
<b>FOULS</b>	10	Alabama St. (12/06/2019)
	11	vs South Dakota St. (N) (11/28/2019)



**2019-20 South Fla. Women's Basketball**  
**Player Highs Analysis**  
**All games**

Page 1/4  
as of Feb 26, 2020

**South Fla. - Individual Game Highs**

<b>POINTS</b>	25	Elena Tsineke vs Temple (02/09/2020)
	25	Sydni Harvey vs Temple (02/09/2020)
	23	Elisa Pinzan vs UCF (01/19/2020)
	20	Elena Tsineke vs Houston (01/29/2020)
	20	Elena Tsineke at Temple (01/16/2020)
	20	Sydni Harvey at Tulsa (01/12/2020)
	20	Maria Alvarez vs VCU (11/15/2019)
	20	Enna Pehadzic vs Jacksonville (11/05/2019)
<b>FIELD GOALS MADE</b>	9	Elena Tsineke vs Houston (01/29/2020)
	8	Elena Tsineke vs Temple (02/09/2020)
	8	Elisa Pinzan vs UCF (01/19/2020)
<b>FIELD GOAL ATTEMPTS</b>	20	Elisa Pinzan vs UConn (02/16/2020)
	19	Elena Tsineke vs Houston (01/29/2020)
<b>FIELD GOAL PERCENTAGE (min 5 made)</b>	.857 (6-7)	Bethy Mununga vs VCU (11/15/2019)
	.833 (5-6)	Bethy Mununga vs Temple (02/09/2020)
	.833 (5-6)	Tamara Henshaw vs Saint Francis (PA) (11/24/2019)
<b>3 PT FG MADE</b>	7	Sydni Harvey vs Temple (02/09/2020)
	7	Elisa Pinzan vs UCF (01/19/2020)
<b>3 PT FG ATTEMPTS</b>	13	Maria Alvarez vs Notre Dame (N) (11/30/2019)
	12	Elisa Pinzan vs UCF (01/19/2020)
	12	Elena Tsineke vs Notre Dame (N) (11/30/2019)
<b>3 PT FG PERCENTAGE (min 2 made)</b>	.875 (7-8)	Sydni Harvey vs Temple (02/09/2020)
	.857 (6-7)	Sydni Harvey at Tulsa (01/12/2020)
<b>FREE THROWS MADE</b>	8	Sydni Harvey at Temple (01/16/2020)
	7	Sydni Harvey vs Cincinnati (01/05/2020)
	7	Elena Tsineke vs FGCU (N) (11/29/2019)
	7	Elisa Pinzan vs Texas (11/08/2019)
<b>FREE THROW ATTEMPTS</b>	11	Sydni Harvey at Temple (01/16/2020)
	9	Shae Leverett vs Idaho (12/15/2019)
<b>FREE THROW PERCENTAGE (min 3 made)</b>	1.000 (7-7)	Sydni Harvey vs Cincinnati (01/05/2020)
	1.000 (6-6)	Sydni Harvey vs East Carolina (02/25/2020)
	1.000 (6-6)	Elena Tsineke vs Temple (02/09/2020)
	1.000 (6-6)	Elisa Pinzan vs Tulane (01/25/2020)
	1.000 (6-6)	Elena Tsineke vs Cincinnati (01/05/2020)
	1.000 (6-6)	Bethy Mununga vs Brown (12/30/2019)
	1.000 (5-5)	Sydni Harvey vs Houston (01/29/2020)
	1.000 (5-5)	Bethy Mununga vs South Dakota St. (N) (11/28/2019)
	1.000 (4-4)	Elena Tsineke vs UConn (02/16/2020)
	1.000 (4-4)	Sydni Harvey vs Temple (02/09/2020)
	1.000 (4-4)	Sydni Harvey vs UCF (01/19/2020)
	1.000 (4-4)	Bethy Mununga at Temple (01/16/2020)
	1.000 (4-4)	Elena Tsineke vs Idaho (12/15/2019)
	1.000 (3-3)	Beatriz Jordao vs East Carolina (02/25/2020)
	1.000 (3-3)	Elena Tsineke vs East Carolina (02/25/2020)
	1.000 (3-3)	Bethy Mununga at UCF (02/19/2020)
	1.000 (3-3)	Cristina Bermejo vs Temple (02/09/2020)
	1.000 (3-3)	Kristyna Brabencova at Tulsa (01/12/2020)
<b>REBOUNDS</b>	17	Bethy Mununga at Tulane (02/13/2020)
	15	Bethy Mununga at Wichita St. (01/22/2020)
	15	Tamara Henshaw vs Alabama St. (12/06/2019)



2019-20 South Fla. Women's Basketball  
Player Highs Analysis  
All games

Page 2/4  
as of Feb 26, 2020

South Fla. - Individual Game Highs

ASSISTS	8	Elisa Pinzan vs VCU (11/15/2019)
	7	Elisa Pinzan vs Temple (02/09/2020)
	7	Elisa Pinzan at Wichita St. (01/22/2020)
	7	Elisa Pinzan at Temple (01/16/2020)
	7	Elisa Pinzan at Tulsa (01/12/2020)
	7	Kristyna Brabencova vs Cincinnati (01/05/2020)
	7	Elisa Pinzan vs Alabama St. (12/06/2019)
STEALS	5	Elisa Pinzan at Wichita St. (01/22/2020)
	4	Bethy Mununga at Memphis (02/22/2020)
	4	Elena Tsineke vs Tulane (01/25/2020)
BLOCKED SHOTS	4	Bethy Mununga at Wichita St. (01/22/2020)
	3	Shae Leverett at Cincinnati (02/02/2020)
	3	Kristyna Brabencova vs Brown (12/30/2019)
	3	Bethy Mununga vs Brown (12/30/2019)
	3	Kristyna Brabencova vs Mississippi St. (N) (12/19/2019)
	3	Beatriz Jordao vs Alabama St. (12/06/2019)
	3	Bethy Mununga vs Texas (11/08/2019)
TURNOVERS	7	Elena Tsineke vs UConn (02/16/2020)
	6	Elisa Pinzan at Cincinnati (02/02/2020)
	6	Elena Tsineke at Cincinnati (02/02/2020)
	6	Elisa Pinzan at Wichita St. (01/22/2020)
FOULS	5	Shae Leverett at Memphis (02/22/2020)
	5	Elena Tsineke at UCF (02/19/2020)
	5	Shae Leverett at UCF (02/19/2020)
	5	Shae Leverett at Tulane (02/13/2020)
	5	Sydni Harvey at Cincinnati (02/02/2020)
	5	Shae Leverett vs Mississippi St. (N) (12/19/2019)
	5	Elisa Pinzan vs FGCU (N) (11/29/2019)
	5	Maria Alvarez vs FGCU (N) (11/29/2019)
	5	Tamara Henshaw at Baylor (11/19/2019)
	5	Kristyna Brabencova at Baylor (11/19/2019)
	5	Shae Leverett at Baylor (11/19/2019)



**2019-20 South Fla. Women's Basketball**  
**Player Highs Analysis**  
**All games**

Page 3/4  
as of Feb 26, 2020

**Opponent - Individual Game Highs**

<b>POINTS</b>	28		Kay Kay Wright vs UCF (01/19/2020)
	26		Justine Gaziano vs Brown (12/30/2019)
	25		Mia Davis at Temple (01/16/2020)
	24		Kay Kay Wright at UCF (02/19/2020)
	23		Lashonda Monk vs East Carolina (02/25/2020)
	23		Ilmar'I Thomas vs Cincinnati (01/05/2020)
	23		Nasrin Ulel vs FGCU (N) (11/29/2019)
<b>FIELD GOALS MADE</b>	10		Ilmar'I Thomas vs Cincinnati (01/05/2020)
	9		Lashonda Monk vs East Carolina (02/25/2020)
	9		Olivia Nelson-Ododa vs UConn (02/16/2020)
	9		Kay Kay Wright vs UCF (01/19/2020)
	9		Mia Davis at Temple (01/16/2020)
	9		Nasrin Ulel vs FGCU (N) (11/29/2019)
<b>FIELD GOAL ATTEMPTS</b>	23		Kay Kay Wright at UCF (02/19/2020)
	22		Nasrin Ulel vs FGCU (N) (11/29/2019)
<b>FIELD GOAL PERCENTAGE (min 5 made)</b>	.857	(6-7)	Lizzy Klinker vs Idaho (12/15/2019)
	.857	(6-7)	Anaya Peoples vs Notre Dame (N) (11/30/2019)
<b>3 PT FG MADE</b>	6		Justine Gaziano vs Brown (12/30/2019)
	5		Alexis Gaulden at Tulsa (01/12/2020)
	5		Chloe Bibby vs Mississippi St. (N) (12/19/2019)
	5		Nasrin Ulel vs FGCU (N) (11/29/2019)
<b>3 PT FG ATTEMPTS</b>	14		Nasrin Ulel vs FGCU (N) (11/29/2019)
	12		Justine Gaziano vs Brown (12/30/2019)
<b>3 PT FG PERCENTAGE (min 2 made)</b>	1.000	(3-3)	Mia Davis at Temple (01/16/2020)
	1.000	(2-2)	Asonah Alexander at Temple (01/16/2020)
	1.000	(2-2)	Lizzy Klinker vs Idaho (12/15/2019)
	1.000	(2-2)	Tera Reed vs VCU (11/15/2019)
<b>FREE THROWS MADE</b>	9		Arsula Clark at Tulane (02/13/2020)
	9		Latecia Smith at UNLV (12/21/2019)
	9		Ashli O'Neal vs FGCU (N) (11/29/2019)
<b>FREE THROW ATTEMPTS</b>	11		Keri Jewett-Giles vs FGCU (N) (11/29/2019)
	10		Masseny Kaba at UCF (02/19/2020)
	10		Arsula Clark at Tulane (02/13/2020)
	10		Latecia Smith at UNLV (12/21/2019)
	10		Ashli O'Neal vs FGCU (N) (11/29/2019)
<b>FREE THROW PERCENTAGE (min 3 made)</b>	1.000	(8-8)	Davion Wingate vs FGCU (N) (11/29/2019)
	1.000	(6-6)	Brittney Smith at UCF (02/19/2020)
	1.000	(5-5)	Keke Hunter at Memphis (02/22/2020)
	1.000	(5-5)	Karson Swogger vs Saint Francis (PA) (11/24/2019)
	1.000	(4-4)	Mia Davis vs Temple (02/09/2020)
	1.000	(4-4)	Alexa Williamson vs Temple (02/09/2020)
<b>REBOUNDS</b>	11		Charli Collier vs Texas (11/08/2019)
	10		Ricke Jackson vs Mississippi St. (N) (12/19/2019)
	10		Tytionia Adderly vs FGCU (N) (11/29/2019)
	10		Queen Egbo at Baylor (11/19/2019)
	10		Krislyn Marsh vs Howard (11/12/2019)
	10		Joyner Holmes vs Texas (11/08/2019)
	10		Joyner Holmes vs Texas (11/08/2019)
<b>ASSISTS</b>	8		Gina Marxen vs Idaho (12/15/2019)
	7		Didi Richards at Baylor (11/19/2019)
<b>STEALS</b>	8		Antoinette Miller at Cincinnati (02/02/2020)
	6		Alexis Gaulden at Tulsa (01/12/2020)
	6		Latecia Smith at UNLV (12/21/2019)





2019-20 South Fla. Women's Basketball  
Player Highs Analysis  
All games

Page 4/4  
as of Feb 26, 2020

Opponent - Individual Game Highs

BLOCKED SHOTS	4	Olivia Nelson-Ododa vs UConn (02/16/2020)
	3	Tiara Chambers vs East Carolina (02/25/2020)
	3	Erin DeGrate at Baylor (11/19/2019)
TURNOVERS	9	Ayonna Williams vs Howard (11/12/2019)
	7	Alexis Gaulden at Tulsa (01/12/2020)
FOULS	5	Tiara Chambers vs East Carolina (02/25/2020)
	5	Sam Rodgers at Cincinnati (02/02/2020)
	5	Mia Heide vs Tulane (01/25/2020)
	5	Natalie Klinker vs Idaho (12/15/2019)
	5	Marta Snizek vs Notre Dame (N) (11/30/2019)
	5	Davion Wingate vs FGCU (N) (11/29/2019)
	5	Queen Egbo at Baylor (11/19/2019)
	5	Sarah Edmond vs Howard (11/12/2019)
	5	Celeste Taylor vs Texas (11/08/2019)
	5	Shekinah Rachel vs Jacksonville (11/05/2019)
	5	Jada Perry vs Jacksonville (11/05/2019)



**2019-20 South Fla. Women's Basketball**  
**Individual Game-by-Game**  
**All games**

Page 1/13  
as of Feb 26, 2020

**#0 PEHADZIC, Enna**

Opponent	Date	GS	MIN	Total		3-Pointers		Free throws		Rebounds				PF	A	T/O	BLK	STL	PTS	AVG
				FG-FGA	PCT	3FG-3FGA	PCT	FT-FTA	PCT	OFF	DEF	TOT	AVG							
Jacksonville	11/05/2019	*	21:11	6-12	.500	6-9	.667	2-5	.400	1	0	1	1.0	2	0	2	0	0	20	20.0
Texas	11/08/2019	*	29:51	5-13	.385	3-10	.300	3-4	.750	0	3	3	2.0	3	1	0	0	2	16	18.0
Howard	11/12/2019	*	22:05	5-12	.417	4-8	.500	2-2	1.000	0	2	2	2.0	2	0	1	0	0	16	17.3
VCU	11/15/2019	*	20:05	3-9	.333	3-5	.600	1-2	.500	1	1	2	2.0	1	2	0	0	0	10	15.5
at Baylor	11/19/2019	*	27:60	1-10	.100	1-6	.167	0-2	.000	3	1	4	2.4	3	2	3	0	2	3	13.0
Saint Francis (PA)	11/24/2019	*	17:26	2-6	.333	2-4	.500	0-0	.000	0	1	1	2.2	1	0	0	0	0	6	11.8
vs South Dakota St.	11/28/2019	*	24:51	2-9	.222	1-8	.125	0-0	.000	0	0	0	1.9	1	1	2	0	1	5	10.9
vs FGCU	11/29/2019		14:49	0-2	.000	0-2	.000	0-0	.000	1	1	2	1.9	1	1	2	0	1	0	9.5
vs Notre Dame	11/30/2019		21:07	2-9	.222	2-7	.286	0-0	.000	3	2	5	2.2	3	2	0	0	0	6	9.1
Alabama St.	12/06/2019		17:12	2-6	.333	1-4	.250	0-0	.000	2	2	4	2.4	1	2	1	0	1	5	8.7
Idaho	12/15/2019	*	17:36	0-10	.000	0-6	.000	0-0	.000	1	2	3	2.5	1	0	0	0	0	0	7.9
vs Mississippi St.	12/19/2019	*	17:39	1-7	.143	1-4	.250	2-2	1.000	1	3	4	2.6	0	0	2	0	0	5	7.7
at UNLV	12/21/2019		16:28	2-5	.400	1-4	.250	2-2	1.000	0	3	3	2.6	3	0	4	0	1	7	7.6
Brown	12/30/2019		13:49	1-3	.333	1-3	.333	0-0	.000	0	2	2	2.6	0	2	0	0	0	3	7.3
Cincinnati	01/05/2020		01:23	0-0	.000	0-0	.000	0-0	.000	0	0	0	2.4	0	0	0	0	0	0	6.8
at Tulsa	01/12/2020		12:13	2-4	.500	0-1	.000	0-0	.000	1	1	2	2.4	1	0	2	0	1	4	6.6
at Temple	01/16/2020		03:09	0-0	.000	0-0	.000	0-0	.000	0	0	0	2.2	0	0	0	0	0	0	6.2
Houston	01/29/2020		10:60	0-4	.000	0-1	.000	0-0	.000	1	0	1	2.2	0	1	0	0	0	0	5.9
at Cincinnati	02/02/2020		01:35	0-1	.000	0-1	.000	0-0	.000	0	0	0	2.1	0	0	0	0	0	0	5.6
Temple	02/09/2020		14:12	2-8	.250	0-6	.000	0-0	.000	2	0	2	2.1	4	1	1	0	0	4	5.5
at Tulane	02/13/2020		07:44	0-0	.000	0-0	.000	0-0	.000	0	1	1	2.0	0	3	0	0	0	0	5.2
at UCF	02/19/2020		03:34	0-0	.000	0-0	.000	0-0	.000	1	0	1	2.0	1	0	0	0	0	0	5.0
at Memphis	02/22/2020		02:35	0-2	.000	0-1	.000	0-0	.000	0	0	0	1.9	1	0	1	0	0	0	4.8
East Carolina	02/25/2020		09:19	0-3	.000	0-3	.000	2-2	1.000	0	0	0	1.8	0	0	0	0	0	2	4.7
<b>Totals</b>		<b>9</b>	<b>348:53</b>	<b>36-135</b>	<b>.267</b>	<b>26-93</b>	<b>.280</b>	<b>14-21</b>	<b>.667</b>	<b>18</b>	<b>25</b>	<b>43</b>	<b>1.8</b>	<b>29</b>	<b>18</b>	<b>21</b>	<b>0</b>	<b>9</b>	<b>112</b>	<b>4.7</b>

**Player Averages**

Games Played	Minutes/ game	Points/ game	FG Pct	3FG Pct	FT Pct	Rebounds/ game	Assists/ game	Turnovers/ game	Assist/Turnover ratio	Steals/ game	Blocks/ game
24	14.5	4.7	26.7	28.0	66.7	1.8	0.8	0.9	0.9	0.4	0.0



**2019-20 South Fla. Women's Basketball**  
**Individual Game-by-Game**  
**All games**

Page 2/13  
as of Feb 26, 2020

**#1 ALVAREZ, Maria**

Opponent	Date	GS	MIN	Total		3-Pointers		Free throws		Rebounds				PF	A	T/O	BLK	STL	PTS	AVG
				FG-FGA	PCT	3FG-3FGA	PCT	FT-FTA	PCT	OFF	DEF	TOT	AVG							
Jacksonville	11/05/2019		27:53	4-9	.444	3-8	.375	0-1	.000	2	1	3	3.0	1	5	5	0	2	11	11.0
Texas	11/08/2019		20:31	3-12	.250	2-8	.250	0-2	.000	0	2	2	2.5	1	2	1	0	0	8	9.5
Howard	11/12/2019		23:49	4-8	.500	2-6	.333	1-4	.250	0	4	4	3.0	0	4	0	0	1	11	10.0
VCU	11/15/2019		29:44	7-10	.700	5-7	.714	1-2	.500	0	1	1	2.5	4	3	3	0	2	20	12.5
at Baylor	11/19/2019	*	28:39	2-9	.222	1-8	.125	1-2	.500	0	2	2	2.4	3	1	1	0	2	6	11.2
Saint Francis (PA)	11/24/2019	*	25:08	0-4	.000	0-3	.000	0-0	.000	1	1	2	2.3	2	2	1	0	1	0	9.3
vs South Dakota St.	11/28/2019		24:57	1-7	.143	0-6	.000	0-0	.000	0	1	1	2.1	3	2	1	0	1	2	8.3
vs FGCU	11/29/2019		27:44	4-11	.364	4-9	.444	2-3	.667	0	2	2	2.1	5	6	2	0	0	14	9.0
vs Notre Dame	11/30/2019	*	26:08	3-14	.214	2-13	.154	0-0	.000	2	1	3	2.2	1	2	2	0	1	8	8.9
Alabama St.	12/06/2019		23:55	6-11	.545	6-11	.545	0-0	.000	1	2	3	2.3	0	3	0	0	0	18	9.8
Idaho	12/15/2019	*	37:02	4-9	.444	4-7	.571	2-2	1.000	0	4	4	2.5	1	4	0	0	0	14	10.2
vs Mississippi St.	12/19/2019	*	32:50	4-10	.400	4-8	.500	0-0	.000	0	6	6	2.8	3	6	3	0	1	12	10.3
at UNLV	12/21/2019	*	34:47	1-6	.167	1-5	.200	0-0	.000	1	5	6	3.0	0	4	5	0	1	3	9.8
Brown	12/30/2019	*	24:57	0-6	.000	0-6	.000	3-4	.750	0	1	1	2.9	0	2	0	0	2	3	9.3
Cincinnati	01/05/2020	*	21:41	1-5	.200	0-3	.000	0-0	.000	0	4	4	2.9	2	3	1	0	1	2	8.8
<b>Totals</b>		<b>8</b>	<b>409:45</b>	<b>44-131</b>	<b>.336</b>	<b>34-108</b>	<b>.315</b>	<b>10-20</b>	<b>.500</b>	<b>7</b>	<b>37</b>	<b>44</b>	<b>2.9</b>	<b>26</b>	<b>49</b>	<b>25</b>	<b>0</b>	<b>15</b>	<b>132</b>	<b>8.8</b>

**Player Averages**

Games Played	Minutes/ game	Points/ game	FG Pct	3FG Pct	FT Pct	Rebounds/ game	Assists/ game	Turnovers/ game	Assist/Turnover ratio	Steals/ game	Blocks/ game
15	27.3	8.8	33.6	31.5	50.0	2.9	3.3	1.7	2.0	1.0	0.0



2019-20 South Fla. Women's Basketball  
Individual Game-by-Game  
All games

Page 3/13  
as of Feb 26, 2020

#2 LAZIC, Mihaela

Opponent	Date	GS		MIN		Total		3-Pointers		Free throws		Rebounds							
						FG-FGA	PCT	3FG-3FGA	PCT	FT-FTA	PCT	OFF	DEF	TOT	AVG	PF	A	T/O	BLK
Jacksonville	11/05/2019			08:28		0-1	.000	0-1	.000	0-0	.000	0	2	2	2.0	1	0	0	0
Totals		0		08:28		0-1	.000	0-1	.000	0-0	.000	0	2	2	2.0	1	0	0	0

Player Averages

Games Played	Minutes/ game	Points/ game	FG Pct	3FG Pct	FT Pct	Rebounds/ game	Assists/ game	Turnovers/ game	Assist/Turnover ratio	Steals/ game	Blocks/ game
1	8.5	0.0	0.0	0.0	0.0	2.0	0.0	0.0	0.0	0.0	0.0



**2019-20 South Fla. Women's Basketball  
Individual Game-by-Game  
All games**

Page 4/13  
as of Feb 26, 2020

**#3 HARVEY, Sydni**

Opponent	Date	GS	MIN	Total		3-Pointers		Free throws		Rebounds				PF	A	T/O	BLK	STL	PTS	AVG
				FG-FGA	PCT	3FG-3FGA	PCT	FT-FTA	PCT	OFF	DEF	TOT	AVG							
Idaho	12/15/2019		14:29	3-5	.600	0-1	.000	2-2	1.000	0	0	0	0.0	0	3	0	0	2	8	8.0
vs Mississippi St.	12/19/2019		17:17	2-8	.250	1-2	.500	3-4	.750	1	1	2	1.0	3	1	5	0	1	8	8.0
at UNLV	12/21/2019	*	18:05	2-6	.333	1-3	.333	0-0	.000	0	0	0	0.7	2	0	2	0	1	5	7.0
Brown	12/30/2019	*	14:22	0-2	.000	0-1	.000	0-0	.000	0	1	1	0.8	1	2	0	0	0	0	5.3
Cincinnati	01/05/2020		24:15	4-12	.333	3-6	.500	7-7	1.000	0	0	0	0.6	1	1	3	0	1	18	7.8
at Tulsa	01/12/2020	*	25:25	6-11	.545	6-7	.857	2-2	1.000	0	3	3	1.0	3	1	3	0	2	20	9.8
at Temple	01/16/2020	*	27:11	5-10	.500	1-2	.500	8-11	.727	1	0	1	1.0	1	0	1	0	1	19	11.1
UCF	01/19/2020	*	30:50	1-8	.125	1-4	.250	4-4	1.000	1	0	1	1.0	3	2	3	1	2	7	10.6
at Wichita St.	01/22/2020		21:45	2-6	.333	2-4	.500	1-2	.500	1	1	2	1.1	2	0	2	0	2	7	10.2
Tulane	01/25/2020		18:51	4-9	.444	3-6	.500	5-6	.833	1	1	2	1.2	2	1	1	0	0	16	10.8
Houston	01/29/2020		23:51	4-9	.444	2-5	.400	5-5	1.000	0	0	0	1.1	3	3	1	0	1	15	11.2
at Cincinnati	02/02/2020	*	29:50	3-10	.300	1-3	.333	3-6	.500	0	1	1	1.1	5	1	4	0	0	10	11.1
Temple	02/09/2020	*	28:02	7-10	.700	7-8	.875	4-4	1.000	1	0	1	1.1	0	2	0	0	2	25	12.2
at Tulane	02/13/2020	*	29:08	1-7	.143	0-3	.000	0-0	.000	0	2	2	1.1	0	3	3	0	1	2	11.4
UConn	02/16/2020	*	26:52	4-11	.364	1-3	.333	0-0	.000	1	0	1	1.1	2	0	1	0	0	9	11.3
at UCF	02/19/2020	*	28:28	1-10	.100	0-6	.000	0-2	.000	0	3	3	1.3	2	1	2	1	1	2	10.7
at Memphis	02/22/2020	*	28:38	4-10	.400	2-3	.667	2-2	1.000	0	2	2	1.3	4	2	2	1	0	12	10.8
East Carolina	02/25/2020	*	32:58	4-12	.333	0-4	.000	6-6	1.000	1	2	3	1.4	1	2	1	0	1	14	10.9
<b>Totals</b>		<b>12</b>	<b>440:16</b>	<b>57-156</b>	<b>.365</b>	<b>31-71</b>	<b>.437</b>	<b>52-63</b>	<b>.825</b>	<b>8</b>	<b>17</b>	<b>25</b>	<b>1.4</b>	<b>35</b>	<b>25</b>	<b>34</b>	<b>3</b>	<b>18</b>	<b>197</b>	<b>10.9</b>

**Player Averages**

Games Played	Minutes/game	Points/game	FG Pct	3FG Pct	FT Pct	Rebounds/game	Assists/game	Turnovers/game	Assist/Turnover ratio	Steals/game	Blocks/game
18	24.5	10.9	36.5	43.7	82.5	1.4	1.4	1.9	0.7	1.0	0.2





**2019-20 South Fla. Women's Basketball**  
**Individual Game-by-Game**  
**All games**

Page 5/13  
as of Feb 26, 2020

**#4 PINZAN, Elisa**

Opponent	Date	GS	MIN	Total		3-Pointers		Free throws		Rebounds				PF	A	T/O	BLK	STL	PTS	AVG
				FG-FGA	PCT	3FG-3FGA	PCT	FT-FTA	PCT	OFF	DEF	TOT	AVG							
Jacksonville	11/05/2019	*	28:30	4-10	.400	1-4	.250	0-0	.000	1	6	7	7.0	0	5	0	0	1	9	9.0
Texas	11/08/2019	*	40:00	1-7	.143	0-2	.000	7-8	.875	0	3	3	5.0	2	5	4	0	0	9	9.0
Howard	11/12/2019	*	30:03	2-9	.222	1-3	.333	0-0	.000	1	3	4	4.7	1	4	3	0	2	5	7.7
VCU	11/15/2019	*	34:36	5-12	.417	2-5	.400	1-2	.500	0	4	4	4.5	0	8	2	0	3	13	9.0
at Baylor	11/19/2019	*	39:11	5-14	.357	4-7	.571	0-0	.000	0	1	1	3.8	1	6	3	0	2	14	10.0
Saint Francis (PA)	11/24/2019	*	20:41	2-3	.667	0-1	.000	0-0	.000	0	1	1	3.3	0	2	2	0	0	4	9.0
vs South Dakota St.	11/28/2019	*	34:57	3-11	.273	1-8	.125	0-0	.000	0	0	0	2.9	1	2	1	0	3	7	8.7
vs FGCU	11/29/2019	*	22:13	2-4	.500	2-3	.667	0-0	.000	0	3	3	2.9	5	0	3	0	0	6	8.4
vs Notre Dame	11/30/2019		22:22	2-11	.182	0-7	.000	0-1	.000	0	0	0	2.6	1	3	3	1	0	4	7.9
Alabama St.	12/06/2019	*	27:33	3-7	.429	3-5	.600	0-0	.000	1	1	2	2.5	1	7	2	0	0	9	8.0
at Tulsa	01/12/2020		31:40	2-6	.333	1-5	.200	3-4	.750	0	2	2	2.5	0	7	5	0	0	8	8.0
at Temple	01/16/2020		29:35	0-3	.000	0-2	.000	2-2	1.000	1	4	5	2.7	1	7	2	0	1	2	7.5
UCF	01/19/2020	*	40:00	8-15	.533	7-12	.583	0-0	.000	0	1	1	2.5	0	5	1	0	2	23	8.7
at Wichita St.	01/22/2020	*	38:21	4-11	.364	1-4	.250	0-0	.000	0	3	3	2.6	1	7	6	0	5	9	8.7
Tulane	01/25/2020	*	40:00	2-7	.286	2-5	.400	6-6	1.000	0	3	3	2.6	0	6	3	0	0	12	8.9
Houston	01/29/2020	*	33:40	2-5	.400	2-4	.500	0-0	.000	0	1	1	2.5	0	3	4	0	1	6	8.8
at Cincinnati	02/02/2020	*	40:00	5-10	.500	3-7	.429	6-8	.750	0	4	4	2.6	1	4	6	0	3	19	9.4
Temple	02/09/2020	*	31:17	3-5	.600	2-3	.667	0-0	.000	0	5	5	2.7	0	7	1	0	1	8	9.3
at Tulane	02/13/2020	*	37:38	5-12	.417	3-4	.750	5-6	.833	0	4	4	2.8	2	1	2	0	0	18	9.7
UConn	02/16/2020	*	40:00	6-20	.300	3-10	.300	0-0	.000	0	7	7	3.0	0	4	5	0	0	15	10.0
at UCF	02/19/2020	*	37:48	2-7	.286	1-5	.200	0-0	.000	0	4	4	3.0	3	3	3	0	1	5	9.8
at Memphis	02/22/2020	*	40:00	4-13	.308	3-7	.429	0-0	.000	0	2	2	3.0	0	6	4	0	2	11	9.8
East Carolina	02/25/2020	*	30:27	4-10	.400	2-6	.333	0-0	.000	0	2	2	3.0	1	5	3	0	0	10	9.8
<b>Totals</b>		<b>20</b>	<b>770:33</b>	<b>76-212</b>	<b>.358</b>	<b>44-119</b>	<b>.370</b>	<b>30-37</b>	<b>.811</b>	<b>4</b>	<b>64</b>	<b>68</b>	<b>3.0</b>	<b>21</b>	<b>107</b>	<b>68</b>	<b>1</b>	<b>27</b>	<b>226</b>	<b>9.8</b>

**Player Averages**

Games Played	Minutes/game	Points/game	FG Pct	3FG Pct	FT Pct	Rebounds/game	Assists/game	Turnovers/game	Assist/Turnover ratio	Steals/game	Blocks/game
23	33.5	9.8	35.8	37.0	81.1	3.0	4.7	3.0	1.6	1.2	0.0



**2019-20 South Fla. Women's Basketball  
Individual Game-by-Game  
All games**

Page 6/13  
as of Feb 26, 2020

**#5 TSINEKE, Elena**

Opponent	Date	GS	MIN	Total		3-Pointers		Free throws		Rebounds				PF	A	T/O	BLK	STL	PTS	AVG
				FG-FGA	PCT	3FG-3FGA	PCT	FT-FTA	PCT	OFF	DEF	TOT	AVG							
Saint Francis (PA)	11/24/2019		20:33	4-8	.500	1-2	.500	4-5	.800	1	0	1	1.0	1	0	2	0	1	13	13.0
vs South Dakota St.	11/28/2019		13:01	2-4	.500	0-1	.000	0-0	.000	1	2	3	2.0	2	0	3	0	0	4	8.5
vs FGCU	11/29/2019	*	28:46	5-9	.556	2-4	.500	7-8	.875	0	0	0	1.3	4	2	3	0	2	19	12.0
vs Notre Dame	11/30/2019	*	31:53	4-14	.286	4-12	.333	0-0	.000	1	3	4	2.0	2	0	2	0	0	12	12.0
Alabama St.	12/06/2019	*	20:21	6-11	.545	3-7	.429	0-0	.000	1	0	1	1.8	3	1	2	1	0	15	12.6
Idaho	12/15/2019	*	21:45	4-13	.308	0-3	.000	4-4	1.000	2	1	3	2.0	1	1	3	0	0	12	12.5
vs Mississippi St.	12/19/2019	*	21:48	4-11	.364	1-4	.250	1-2	.500	1	2	3	2.1	3	2	5	0	2	10	12.1
at UNLV	12/21/2019		13:60	2-7	.286	1-4	.250	2-2	1.000	0	0	0	1.9	2	1	1	0	0	7	11.5
Brown	12/30/2019		27:17	6-13	.462	3-7	.429	2-3	.667	0	1	1	1.8	4	1	2	0	1	17	12.1
Cincinnati	01/05/2020	*	36:26	5-10	.500	3-7	.429	6-6	1.000	2	1	3	1.9	1	4	2	0	0	19	12.8
at Tulsa	01/12/2020	*	17:01	1-4	.250	0-1	.000	2-3	.667	0	1	1	1.8	2	2	3	1	0	4	12.0
at Temple	01/16/2020	*	31:48	7-15	.467	4-7	.571	2-2	1.000	1	4	5	2.1	4	2	2	0	1	20	12.7
UCF	01/19/2020		12:17	0-3	.000	0-2	.000	0-0	.000	0	1	1	2.0	1	1	0	0	0	0	11.7
at Wichita St.	01/22/2020	*	18:00	2-7	.286	1-4	.250	1-1	1.000	0	2	2	2.0	2	2	5	0	1	6	11.3
Tulane	01/25/2020	*	32:47	6-12	.500	2-6	.333	0-0	.000	0	1	1	1.9	1	2	0	0	4	14	11.5
Houston	01/29/2020	*	30:56	9-19	.474	1-4	.250	1-1	1.000	1	0	1	1.9	1	0	2	1	1	20	12.0
at Cincinnati	02/02/2020	*	37:21	4-12	.333	1-5	.200	2-2	1.000	0	2	2	1.9	2	3	6	0	1	11	11.9
Temple	02/09/2020	*	37:37	8-18	.444	3-7	.429	6-6	1.000	1	2	3	1.9	2	4	2	0	0	25	12.7
at Tulane	02/13/2020	*	34:47	4-17	.235	1-8	.125	2-3	.667	0	1	1	1.9	2	5	1	0	0	11	12.6
UConn	02/16/2020	*	29:31	2-7	.286	1-1	1.000	4-4	1.000	0	0	0	1.8	0	0	7	1	1	9	12.4
at UCF	02/19/2020	*	22:41	2-12	.167	1-5	.200	5-6	.833	1	1	2	1.8	5	0	2	0	0	10	12.3
at Memphis	02/22/2020	*	30:14	2-8	.250	0-4	.000	1-2	.500	1	1	2	1.8	3	2	2	1	0	5	12.0
East Carolina	02/25/2020	*	34:05	6-15	.400	4-7	.571	3-3	1.000	2	1	3	1.9	1	1	4	1	1	19	12.3
<b>Totals</b>		<b>18</b>	<b>604:53</b>	<b>95-249</b>	<b>.382</b>	<b>37-112</b>	<b>.330</b>	<b>55-63</b>	<b>.873</b>	<b>16</b>	<b>27</b>	<b>43</b>	<b>1.9</b>	<b>49</b>	<b>36</b>	<b>61</b>	<b>6</b>	<b>16</b>	<b>282</b>	<b>12.3</b>

**Player Averages**

Games Played	Minutes/game	Points/game	FG Pct	3FG Pct	FT Pct	Rebounds/game	Assists/game	Turnovers/game	Assist/Turnover ratio	Steals/game	Blocks/game
23	26.3	12.3	38.2	33.0	87.3	1.9	1.6	2.7	0.6	0.7	0.3



**2019-20 South Fla. Women's Basketball**  
**Individual Game-by-Game**  
**All games**

Page 7/13  
as of Feb 26, 2020

**#12 BERMEJO, Cristina**

Opponent	Date	GS	MIN	Total		3-Pointers		Free throws		Rebounds				PF	A	T/O	BLK	STL	PTS	AVG
				FG-FGA	PCT	3FG-3FGA	PCT	FT-FTA	PCT	OFF	DEF	TOT	AVG							
Jacksonville	11/05/2019		12:21	1-3	.333	0-1	.000	0-0	.000	0	4	4	4.0	2	1	1	2	1	2	2.0
Howard	11/12/2019		11:35	0-2	.000	0-2	.000	0-0	.000	1	0	1	2.5	3	1	2	0	1	0	1.0
VCU	11/15/2019		05:27	0-0	.000	0-0	.000	0-0	.000	0	1	1	2.0	0	0	0	0	0	0	0.7
Saint Francis (PA)	11/24/2019		14:14	0-3	.000	0-1	.000	0-0	.000	1	0	1	1.8	1	1	1	0	2	0	0.5
vs FGCU	11/29/2019		00:08	0-0	.000	0-0	.000	0-0	.000	0	0	0	1.4	1	0	0	0	0	0	0.4
Alabama St.	12/06/2019		10:26	0-3	.000	0-1	.000	0-0	.000	0	2	2	1.5	4	1	0	2	0	0	0.3
Idaho	12/15/2019		18:14	4-9	.444	2-5	.400	0-0	.000	0	5	5	2.0	0	2	1	0	1	10	1.7
vs Mississippi St.	12/19/2019		08:41	0-0	.000	0-0	.000	0-0	.000	1	0	1	1.9	1	1	2	0	0	0	1.5
at UNLV	12/21/2019		08:31	0-3	.000	0-2	.000	1-2	.500	1	1	2	1.9	1	0	1	1	0	1	1.4
Brown	12/30/2019		04:35	0-1	.000	0-1	.000	0-0	.000	0	1	1	1.8	0	0	3	0	0	0	1.3
Cincinnati	01/05/2020		00:11	0-0	.000	0-0	.000	0-0	.000	0	0	0	1.6	0	0	0	0	0	0	1.2
at Tulsa	01/12/2020		06:19	0-0	.000	0-0	.000	0-0	.000	0	1	1	1.6	1	0	0	0	0	0	1.1
at Wichita St.	01/22/2020		07:15	0-0	.000	0-0	.000	0-0	.000	1	1	2	1.6	1	1	1	0	0	0	1.0
Houston	01/29/2020		12:21	1-2	.500	1-1	1.000	0-0	.000	0	1	1	1.6	1	2	0	0	1	3	1.1
at Cincinnati	02/02/2020		11:14	0-0	.000	0-0	.000	2-2	1.000	1	0	1	1.5	0	0	4	0	0	2	1.2
Temple	02/09/2020		08:52	1-3	.333	1-1	1.000	3-3	1.000	0	0	0	1.4	1	0	0	0	0	6	1.5
at Tulane	02/13/2020		11:10	0-0	.000	0-0	.000	1-2	.500	1	4	5	1.6	1	0	2	0	2	1	1.5
at UCF	02/19/2020		08:34	2-2	1.000	0-0	.000	1-1	1.000	0	1	1	1.6	1	0	1	0	0	5	1.7
at Memphis	02/22/2020	*	24:22	1-3	.333	0-1	.000	0-0	.000	0	5	5	1.8	3	5	1	0	2	2	1.7
East Carolina	02/25/2020		13:11	2-5	.400	1-1	1.000	0-0	.000	2	1	3	1.9	0	1	2	0	1	5	1.9
<b>Totals</b>		<b>1</b>	<b>197:39</b>	<b>12-39</b>	<b>.308</b>	<b>5-17</b>	<b>.294</b>	<b>8-10</b>	<b>.800</b>	<b>9</b>	<b>28</b>	<b>37</b>	<b>1.9</b>	<b>22</b>	<b>16</b>	<b>22</b>	<b>5</b>	<b>11</b>	<b>37</b>	<b>1.9</b>

**Player Averages**

Games Played	Minutes/ game	Points/ game	FG Pct	3FG Pct	FT Pct	Rebounds/ game	Assists/ game	Turnovers/ game	Assist/Turnover ratio	Steals/ game	Blocks/ game
20	9.9	1.9	30.8	29.4	80.0	1.9	0.8	1.1	0.7	0.6	0.3



**2019-20 South Fla. Women's Basketball**  
**Individual Game-by-Game**  
**All games**

Page 8/13  
as of Feb 26, 2020

**#14 SEPTE, Luize**

Opponent	Date	GS	MIN	Total		3-Pointers		Free throws		Rebounds				PF	A	T/O	BLK	STL	PTS	AVG
				FG-FGA	PCT	3FG-3FGA	PCT	FT-FTA	PCT	OFF	DEF	TOT	AVG							
Jacksonville	11/05/2019		16:41	1-2	.500	0-0	.000	3-4	.750	2	1	3	3.0	0	1	2	0	0	5	5.0
Texas	11/08/2019		12:10	1-3	.333	0-0	.000	1-1	1.000	2	2	4	3.5	2	0	1	0	0	3	4.0
Howard	11/12/2019	*	14:44	3-5	.600	0-0	.000	0-0	.000	2	0	2	3.0	1	1	0	0	0	6	4.7
VCU	11/15/2019		12:11	0-4	.000	0-0	.000	0-0	.000	1	0	1	2.5	0	0	0	0	0	0	3.5
at Baylor	11/19/2019		07:13	0-0	.000	0-0	.000	1-2	.500	0	1	1	2.2	1	2	1	0	0	1	3.0
Saint Francis (PA)	11/24/2019		21:60	2-6	.333	0-0	.000	0-0	.000	2	3	5	2.7	2	2	1	0	2	4	3.2
vs South Dakota St.	11/28/2019		13:55	0-0	.000	0-0	.000	1-2	.500	1	2	3	2.7	2	0	1	1	1	1	2.9
vs FGCU	11/29/2019	*	23:30	3-3	1.000	0-0	.000	0-1	.000	0	4	4	2.9	4	1	4	2	0	6	3.3
vs Notre Dame	11/30/2019		17:08	3-6	.500	0-0	.000	0-0	.000	2	1	3	2.9	4	0	1	1	1	6	3.6
Alabama St.	12/06/2019	*	14:37	1-3	.333	0-0	.000	1-5	.200	1	0	1	2.7	3	2	2	1	1	3	3.5
<b>Totals</b>		<b>3</b>	<b>154:09</b>	<b>14-32</b>	<b>.438</b>	<b>0-0</b>	<b>.000</b>	<b>7-15</b>	<b>.467</b>	<b>13</b>	<b>14</b>	<b>27</b>	<b>2.7</b>	<b>19</b>	<b>9</b>	<b>13</b>	<b>5</b>	<b>5</b>	<b>35</b>	<b>3.5</b>

**Player Averages**

Games Played	Minutes/ game	Points/ game	FG Pct	3FG Pct	FT Pct	Rebounds/ game	Assists/ game	Turnovers/ game	Assist/Turnover ratio	Steals/ game	Blocks/ game
10	15.4	3.5	43.8	0.0	46.7	2.7	0.9	1.3	0.7	0.5	0.5



**2019-20 South Fla. Women's Basketball**  
**Individual Game-by-Game**  
**All games**

Page 9/13  
as of Feb 26, 2020

**#20 MUNUNGA, Bethy**

Opponent	Date	GS	MIN	Total		3-Pointers		Free throws		Rebounds				PF	A	T/O	BLK	STL	PTS	AVG
				FG-FGA	PCT	3FG-3FGA	PCT	FT-FTA	PCT	OFF	DEF	TOT	AVG							
Jacksonville	11/05/2019	*	23:19	5-8	.625	0-0	.000	1-2	.500	5	7	12	12.0	2	2	3	1	1	11	11.0
Texas	11/08/2019	*	27:41	6-8	.750	0-0	.000	0-0	.000	3	5	8	10.0	3	1	4	3	0	12	11.5
Howard	11/12/2019	*	20:53	6-9	.667	0-0	.000	2-5	.400	7	4	11	10.3	4	0	2	0	2	14	12.3
VCU	11/15/2019	*	29:15	6-7	.857	0-0	.000	2-2	1.000	6	6	12	10.8	0	2	3	2	1	14	12.8
at Baylor	11/19/2019	*	39:05	6-12	.500	1-1	1.000	3-7	.429	5	7	12	11.0	4	1	4	1	3	16	13.4
Saint Francis (PA)	11/24/2019	*	20:51	4-6	.667	0-0	.000	0-0	.000	1	5	6	10.2	1	1	3	0	0	8	12.5
vs South Dakota St.	11/28/2019	*	26:05	5-13	.385	0-0	.000	5-5	1.000	7	5	12	10.4	4	1	3	0	3	15	12.9
vs FGCU	11/29/2019	*	28:21	4-13	.308	0-1	.000	0-0	.000	3	9	12	10.6	3	3	4	1	0	8	12.3
vs Notre Dame	11/30/2019	*	29:36	2-4	.500	0-0	.000	0-0	.000	4	6	10	10.6	2	1	4	2	1	4	11.3
Alabama St.	12/06/2019	*	01:35	1-1	1.000	0-0	.000	0-0	.000	0	0	0	9.5	0	0	0	1	0	2	10.4
Brown	12/30/2019	*	37:06	5-14	.357	0-2	.000	6-6	1.000	7	7	14	9.9	1	2	1	3	1	16	10.9
Cincinnati	01/05/2020	*	27:59	7-10	.700	0-0	.000	2-4	.500	5	2	7	9.7	4	1	1	0	3	16	11.3
at Tulsa	01/12/2020	*	27:44	2-7	.286	0-1	.000	2-2	1.000	2	7	9	9.6	3	0	2	1	0	6	10.9
at Temple	01/16/2020	*	28:15	1-6	.167	0-0	.000	4-4	1.000	2	7	9	9.6	4	1	4	1	2	6	10.6
UCF	01/19/2020	*	32:07	5-10	.500	0-0	.000	2-4	.500	3	6	9	9.5	4	2	4	1	1	12	10.7
at Wichita St.	01/22/2020	*	32:07	6-11	.545	0-0	.000	1-1	1.000	5	10	15	9.9	2	1	4	4	0	13	10.8
Tulane	01/25/2020	*	24:60	1-7	.143	0-0	.000	0-0	.000	4	6	10	9.9	3	1	2	0	0	2	10.3
Houston	01/29/2020	*	23:34	5-10	.500	0-0	.000	1-1	1.000	4	4	8	9.8	3	2	3	0	3	11	10.3
at Cincinnati	02/02/2020	*	14:31	0-0	.000	0-0	.000	1-2	.500	2	4	6	9.6	4	1	3	0	0	1	9.8
Temple	02/09/2020	*	26:25	5-6	.833	0-0	.000	3-4	.750	1	7	8	9.5	4	2	2	0	2	13	10.0
at Tulane	02/13/2020	*	37:10	5-10	.500	0-0	.000	1-2	.500	7	10	17	9.9	0	0	5	1	2	11	10.0
UConn	02/16/2020	*	31:46	3-5	.600	0-0	.000	0-0	.000	7	3	10	9.9	3	2	4	0	0	6	9.9
at UCF	02/19/2020	*	23:27	2-5	.400	0-0	.000	3-3	1.000	5	6	11	9.9	4	0	2	1	0	7	9.7
at Memphis	02/22/2020	*	21:27	5-7	.714	0-0	.000	2-2	1.000	3	2	5	9.7	4	2	2	1	4	12	9.8
East Carolina	02/25/2020	*	21:15	1-5	.200	0-0	.000	2-2	1.000	1	9	10	9.7	4	3	1	0	3	4	9.6
<b>Totals</b>		<b>24</b>	<b>656:35</b>	<b>98-194</b>	<b>.505</b>	<b>1-5</b>	<b>.200</b>	<b>43-58</b>	<b>.741</b>	<b>99</b>	<b>144</b>	<b>243</b>	<b>9.7</b>	<b>70</b>	<b>32</b>	<b>70</b>	<b>24</b>	<b>32</b>	<b>240</b>	<b>9.6</b>

**Player Averages**

Games Played	Minutes/game	Points/game	FG Pct	3FG Pct	FT Pct	Rebounds/game	Assists/game	Turnovers/game	Assist/Turnover ratio	Steals/game	Blocks/game
25	26.3	9.6	50.5	20.0	74.1	9.7	1.3	2.8	0.5	1.3	1.0





**2019-20 South Fla. Women's Basketball**  
**Individual Game-by-Game**  
**All games**

Page 10/13  
as of Feb 26, 2020

**#21 LEVERETT, Shae**

Opponent	Date	GS	MIN	Total		3-Pointers		Free throws		Rebounds				PF	A	T/O	BLK	STL	PTS	AVG
				FG-FGA	PCT	3FG-3FGA	PCT	FT-FTA	PCT	OFF	DEF	TOT	AVG							
Jacksonville	11/05/2019		16:14	0-2	.000	0-0	.000	0-2	.000	3	3	6	6.0	0	1	0	0	0	0	0.0
Texas	11/08/2019		24:00	2-4	.500	0-0	.000	0-2	.000	4	2	6	6.0	3	0	2	1	0	4	2.0
Howard	11/12/2019		21:24	2-3	.667	0-0	.000	0-0	.000	4	1	5	5.7	2	0	1	0	2	4	2.7
VCU	11/15/2019		12:20	1-1	1.000	0-0	.000	0-3	.000	3	0	3	5.0	3	0	1	0	0	2	2.5
at Baylor	11/19/2019		20:09	0-2	.000	0-0	.000	0-0	.000	3	5	8	5.6	5	0	3	1	1	0	2.0
Saint Francis (PA)	11/24/2019		25:46	5-8	.625	0-0	.000	2-4	.500	7	6	13	6.8	2	0	1	0	2	12	3.7
vs South Dakota St.	11/28/2019		14:56	2-2	1.000	0-0	.000	0-0	.000	3	1	4	6.4	1	0	2	0	1	4	3.7
vs FGCU	11/29/2019	*	15:02	3-4	.750	0-0	.000	0-0	.000	3	2	5	6.3	3	1	1	0	0	6	4.0
vs Notre Dame	11/30/2019		27:27	4-6	.667	0-0	.000	3-4	.750	7	2	9	6.6	2	2	1	1	0	11	4.8
Alabama St.	12/06/2019	*	20:08	2-2	1.000	0-0	.000	0-0	.000	3	4	7	6.6	2	1	0	2	0	4	4.7
Idaho	12/15/2019		32:43	4-5	.800	0-0	.000	5-9	.556	5	4	9	6.8	1	0	2	1	0	13	5.5
vs Mississippi St.	12/19/2019		24:39	1-1	1.000	0-0	.000	1-4	.250	1	2	3	6.5	5	0	2	0	1	3	5.3
at UNLV	12/21/2019		25:29	2-2	1.000	0-0	.000	5-7	.714	5	2	7	6.5	1	0	1	1	0	9	5.5
Brown	12/30/2019		09:21	0-0	.000	0-0	.000	0-0	.000	0	0	0	6.1	0	0	0	0	0	0	5.1
Cincinnati	01/05/2020		18:57	1-1	1.000	0-0	.000	0-0	.000	2	5	7	6.1	3	0	1	2	1	2	4.9
at Tulsa	01/12/2020		28:58	1-1	1.000	0-0	.000	1-4	.250	0	4	4	6.0	3	1	0	1	2	3	4.8
at Temple	01/16/2020		10:26	1-5	.200	0-0	.000	0-0	.000	1	1	2	5.8	0	0	0	0	0	2	4.6
at Wichita St.	01/22/2020		19:28	2-2	1.000	0-0	.000	2-3	.667	2	3	5	5.7	0	0	0	2	0	6	4.7
Tulane	01/25/2020		28:00	2-2	1.000	0-0	.000	2-2	1.000	1	4	5	5.7	2	0	0	0	0	6	4.8
Houston	01/29/2020		23:09	2-3	.667	0-0	.000	4-7	.571	6	8	14	6.1	2	0	1	0	1	8	5.0
at Cincinnati	02/02/2020		28:46	2-5	.400	0-0	.000	1-2	.500	3	8	11	6.3	3	0	4	3	1	5	5.0
Temple	02/09/2020	*	20:15	4-4	1.000	0-0	.000	0-0	.000	3	3	6	6.3	2	2	1	0	0	8	5.1
at Tulane	02/13/2020	*	26:53	3-4	.750	0-0	.000	2-7	.286	2	3	5	6.3	5	0	2	0	0	8	5.2
UConn	02/16/2020	*	32:09	1-3	.333	0-0	.000	1-2	.500	2	3	5	6.2	4	1	1	0	2	3	5.1
at UCF	02/19/2020	*	29:00	4-6	.667	0-0	.000	2-3	.667	3	0	3	6.1	5	0	2	1	2	10	5.3
at Memphis	02/22/2020	*	22:24	4-6	.667	0-0	.000	1-2	.500	3	7	10	6.2	5	0	2	0	0	9	5.5
East Carolina	02/25/2020	*	25:13	5-7	.714	0-0	.000	3-4	.750	6	5	11	6.4	0	0	0	1	0	13	5.7
<b>Totals</b>		<b>8</b>	<b>603:16</b>	<b>60-91</b>	<b>.659</b>	<b>0-0</b>	<b>.000</b>	<b>35-71</b>	<b>.493</b>	<b>85</b>	<b>88</b>	<b>173</b>	<b>6.4</b>	<b>64</b>	<b>9</b>	<b>31</b>	<b>17</b>	<b>16</b>	<b>155</b>	<b>5.7</b>

**Player Averages**

Games Played	Minutes/ game	Points/ game	FG Pct	3FG Pct	FT Pct	Rebounds/ game	Assists/ game	Turnovers/ game	Assist/Turnover ratio	Steals/ game	Blocks/ game
27	22.3	5.7	65.9	0.0	49.3	6.4	0.3	1.1	0.3	0.6	0.6



**2019-20 South Fla. Women's Basketball**  
**Individual Game-by-Game**  
**All games**

Page 11/13  
as of Feb 26, 2020

**#22 BRABENCOVA, Kristyna**

Opponent	Date	GS	MIN	Total		3-Pointers		Free throws		Rebounds				PF	A	T/O	BLK	STL	PTS	AVG
				FG-FGA	PCT	3FG-3FGA	PCT	FT-FTA	PCT	OFF	DEF	TOT	AVG							
Jacksonville	11/05/2019	*	21:36	1-7	.143	0-2	.000	0-2	.000	3	2	5	5.0	1	0	2	2	0	2	2.0
Texas	11/08/2019	*	18:10	1-7	.143	0-2	.000	2-2	1.000	0	2	2	3.5	1	3	2	0	1	4	3.0
Howard	11/12/2019		29:42	3-9	.333	0-1	.000	5-6	.833	1	4	5	4.0	2	3	1	0	2	11	5.7
VCU	11/15/2019	*	23:24	3-7	.429	0-1	.000	1-3	.333	0	0	0	3.0	4	2	4	0	3	7	6.0
at Baylor	11/19/2019		13:30	1-6	.167	0-2	.000	0-0	.000	1	0	1	2.6	5	1	1	1	0	2	5.2
Saint Francis (PA)	11/24/2019		18:47	2-9	.222	1-5	.200	0-2	.000	0	1	1	2.3	0	1	2	1	0	5	5.2
vs South Dakota St.	11/28/2019	*	22:14	3-7	.429	2-6	.333	0-0	.000	0	0	0	2.0	2	1	4	1	0	8	5.6
vs FGCU	11/29/2019		14:29	3-6	.500	1-2	.500	1-2	.500	1	0	1	1.9	2	0	0	1	0	8	5.9
vs Notre Dame	11/30/2019	*	12:49	0-4	.000	0-2	.000	0-0	.000	1	0	1	1.8	3	1	1	0	0	0	5.2
Alabama St.	12/06/2019		20:10	6-11	.545	4-9	.444	0-0	.000	1	3	4	2.0	4	3	2	0	1	16	6.3
Idaho	12/15/2019		25:30	1-6	.167	0-2	.000	0-0	.000	7	4	11	2.8	2	1	3	0	0	2	5.9
vs Mississippi St.	12/19/2019		30:26	4-16	.250	2-5	.400	1-2	.500	3	5	8	3.3	4	2	0	3	0	11	6.3
at UNLV	12/21/2019	*	36:40	4-13	.308	1-8	.125	0-0	.000	2	2	4	3.3	4	2	3	0	0	9	6.5
Brown	12/30/2019	*	35:00	7-12	.583	2-6	.333	0-0	.000	1	7	8	3.6	4	2	0	3	1	16	7.2
Cincinnati	01/05/2020	*	36:04	4-16	.250	2-7	.286	0-0	.000	2	4	6	3.8	4	7	1	0	1	10	7.4
at Tulsa	01/12/2020	*	33:22	6-9	.667	2-3	.667	3-3	1.000	0	5	5	3.9	2	2	3	2	3	17	8.0
at Temple	01/16/2020	*	28:22	1-8	.125	0-5	.000	1-2	.500	1	3	4	3.9	3	3	1	0	0	3	7.7
UCF	01/19/2020	*	36:53	2-8	.250	2-7	.286	2-2	1.000	2	3	5	3.9	3	2	5	2	2	8	7.7
at Wichita St.	01/22/2020	*	34:39	4-8	.500	2-3	.667	1-2	.500	0	4	4	3.9	3	2	5	1	0	11	7.9
Tulane	01/25/2020	*	27:48	4-13	.308	3-7	.429	0-0	.000	1	1	2	3.9	3	1	2	0	0	11	8.1
Houston	01/29/2020	*	08:14	1-5	.200	0-1	.000	0-0	.000	0	1	1	3.7	1	0	0	0	0	2	7.8
UConn	02/16/2020		23:37	2-8	.250	1-4	.250	0-0	.000	2	0	2	3.6	2	3	1	0	2	5	7.6
at UCF	02/19/2020		18:55	2-5	.400	0-2	.000	0-0	.000	1	3	4	3.7	2	0	4	1	0	4	7.5
<b>Totals</b>			<b>14</b>	<b>570:21</b>	<b>.325</b>	<b>25-92</b>	<b>.272</b>	<b>17-28</b>	<b>.607</b>	<b>30</b>	<b>54</b>	<b>84</b>	<b>3.7</b>	<b>61</b>	<b>42</b>	<b>47</b>	<b>18</b>	<b>16</b>	<b>172</b>	<b>7.5</b>

**Player Averages**

Games Played	Minutes/game	Points/game	FG Pct	3FG Pct	FT Pct	Rebounds/game	Assists/game	Turnovers/game	Assist/Turnover ratio	Steals/game	Blocks/game
23	24.8	7.5	32.5	27.2	60.7	3.7	1.8	2.0	0.9	0.7	0.8



**2019-20 South Fla. Women's Basketball**  
**Individual Game-by-Game**  
**All games**

Page 12/13  
as of Feb 26, 2020

**#23 HENSHAW, Tamara**

Opponent	Date	GS	MIN	Total		3-Pointers		Free throws		Rebounds				PF	A	T/O	BLK	STL	PTS	AVG
				FG-FGA	PCT	3FG-3FGA	PCT	FT-FTA	PCT	OFF	DEF	TOT	AVG							
Jacksonville	11/05/2019	*	15:13	1-6	.167	0-1	.000	0-0	.000	1	7	8	8.0	1	1	0	2	1	2	2.0
Texas	11/08/2019		11:37	3-4	.750	0-1	.000	0-0	.000	2	2	4	6.0	1	0	1	0	0	6	4.0
Howard	11/12/2019	*	11:11	2-5	.400	0-0	.000	4-6	.667	1	2	3	5.0	3	0	1	1	1	8	5.3
VCU	11/15/2019		17:30	0-3	.000	0-0	.000	3-4	.750	5	3	8	5.8	2	0	0	0	1	3	4.8
at Baylor	11/19/2019		13:11	2-3	.667	0-0	.000	0-0	.000	2	3	5	5.6	5	0	2	0	1	4	4.6
Saint Francis (PA)	11/24/2019	*	14:35	5-6	.833	0-0	.000	0-0	.000	2	1	3	5.2	1	3	0	1	0	10	5.5
vs South Dakota St.	11/28/2019	*	17:17	2-4	.500	0-0	.000	0-0	.000	2	3	5	5.1	3	1	1	0	0	4	5.3
vs FGCU	11/29/2019		23:16	4-9	.444	0-0	.000	2-3	.667	4	5	9	5.6	0	0	0	0	1	10	5.9
vs Notre Dame	11/30/2019	*	08:28	0-2	.000	0-0	.000	0-0	.000	2	3	5	5.6	1	1	2	0	0	0	5.2
Alabama St.	12/06/2019		25:28	1-4	.250	0-0	.000	0-0	.000	4	11	15	6.5	1	2	2	1	1	2	4.9
Idaho	12/15/2019	*	25:30	0-2	.000	0-0	.000	6-8	.750	5	7	12	7.0	2	0	2	1	0	6	5.0
vs Mississippi St.	12/19/2019	*	31:19	3-3	1.000	0-0	.000	0-0	.000	4	6	10	7.3	1	0	4	1	2	6	5.1
at UNLV	12/21/2019	*	31:29	4-10	.400	0-0	.000	0-2	.000	4	9	13	7.7	4	1	1	1	1	8	5.3
Brown	12/30/2019	*	28:40	6-11	.545	0-0	.000	3-4	.750	5	5	10	7.9	3	1	2	0	1	15	6.0
Cincinnati	01/05/2020	*	29:37	4-6	.667	0-0	.000	1-2	.500	2	5	7	7.8	1	1	3	0	1	9	6.2
at Tulsa	01/12/2020	*	10:31	2-3	.667	0-0	.000	0-0	.000	1	2	3	7.5	4	1	0	0	1	4	6.1
at Temple	01/16/2020	*	25:24	4-8	.500	0-0	.000	0-0	.000	2	4	6	7.4	2	0	1	0	0	8	6.2
UCF	01/19/2020	*	32:14	1-4	.250	0-0	.000	2-2	1.000	2	2	4	7.2	4	2	2	2	1	4	6.1
at Wichita St.	01/22/2020		17:39	1-2	.500	0-0	.000	0-0	.000	1	4	5	7.1	2	1	0	0	1	2	5.8
Tulane	01/25/2020		15:34	0-0	.000	0-0	.000	0-0	.000	0	2	2	6.9	1	3	2	0	0	0	5.6
Houston	01/29/2020		18:58	4-6	.667	0-0	.000	1-1	1.000	2	9	11	7.0	4	2	3	0	0	9	5.7
at Cincinnati	02/02/2020		25:29	3-6	.500	0-1	.000	1-1	1.000	1	10	11	7.2	1	1	1	1	0	7	5.8
Temple	02/09/2020		16:58	2-4	.500	0-0	.000	0-0	.000	2	3	5	7.1	1	2	0	0	0	4	5.7
at Tulane	02/13/2020		11:34	1-1	1.000	0-0	.000	0-0	.000	0	3	3	7.0	1	0	0	1	0	2	5.5
UConn	02/16/2020		11:56	0-1	.000	0-0	.000	0-0	.000	1	2	3	6.8	0	0	0	0	0	0	5.3
at UCF	02/19/2020		20:30	2-4	.500	0-0	.000	0-0	.000	1	5	6	6.8	3	2	4	0	0	4	5.3
at Memphis	02/22/2020		12:45	6-8	.750	0-0	.000	1-1	1.000	1	2	3	6.6	1	2	1	0	1	13	5.6
East Carolina	02/25/2020		18:45	1-2	.500	0-0	.000	1-2	.500	3	4	7	6.6	1	1	0	0	0	3	5.5
<b>Totals</b>		<b>13</b>	<b>542:36</b>	<b>64-127</b>	<b>.504</b>	<b>0-3</b>	<b>.000</b>	<b>25-36</b>	<b>.694</b>	<b>62</b>	<b>124</b>	<b>186</b>	<b>6.6</b>	<b>54</b>	<b>28</b>	<b>35</b>	<b>12</b>	<b>15</b>	<b>153</b>	<b>5.5</b>

**Player Averages**

Games Played	Minutes/game	Points/game	FG Pct	3FG Pct	FT Pct	Rebounds/game	Assists/game	Turnovers/game	Assist/Turnover ratio	Steals/game	Blocks/game
28	19.4	5.5	50.4	0.0	69.4	6.6	1.0	1.3	0.8	0.5	0.4



**2019-20 South Fla. Women's Basketball  
Individual Game-by-Game  
All games**

Page 13/13  
as of Feb 26, 2020

**#31 JORDAO, Beatriz**

Opponent	Date	GS	MIN	Total		3-Pointers		Free throws		Rebounds				PF	A	T/O	BLK	STL	PTS	AVG
				FG-FGA	PCT	3FG-3FGA	PCT	FT-FTA	PCT	OFF	DEF	TOT	AVG							
Jacksonville	11/05/2019		08:33	3-4	.750	0-0	.000	2-2	1.000	2	0	2	2.0	1	0	0	0	0	8	8.0
Texas	11/08/2019	*	16:00	1-2	.500	0-0	.000	0-0	.000	1	1	2	2.0	4	0	3	1	0	2	5.0
Howard	11/12/2019		14:34	2-8	.250	0-0	.000	3-4	.750	2	4	6	3.3	2	2	1	0	0	7	5.7
VCU	11/15/2019	*	15:28	3-10	.300	0-0	.000	2-2	1.000	3	1	4	3.5	3	2	0	1	0	8	6.3
at Baylor	11/19/2019	*	11:02	0-3	.000	0-0	.000	0-0	.000	0	1	1	3.0	1	0	1	1	0	0	5.0
vs South Dakota St.	11/28/2019		07:47	0-0	.000	0-0	.000	0-0	.000	0	2	2	2.8	0	0	1	0	0	0	4.2
vs FGCU	11/29/2019		01:15	0-1	.000	0-0	.000	0-0	.000	0	0	0	2.4	0	0	1	0	0	0	3.6
vs Notre Dame	11/30/2019		03:02	0-2	.000	0-0	.000	0-0	.000	0	0	0	2.1	1	2	1	0	0	0	3.1
Alabama St.	12/06/2019		18:35	3-5	.600	0-0	.000	0-0	.000	2	7	9	2.9	2	1	4	3	1	6	3.4
Idaho	12/15/2019	*	07:12	1-1	1.000	0-0	.000	0-0	.000	0	0	0	2.6	2	0	1	0	0	2	3.3
vs Mississippi St.	12/19/2019	*	15:21	3-6	.500	0-0	.000	0-0	.000	0	0	0	2.4	1	0	0	1	1	6	3.5
at UNLV	12/21/2019	*	14:31	1-3	.333	0-0	.000	0-0	.000	0	2	2	2.3	0	1	1	0	0	2	3.4
Brown	12/30/2019		04:53	0-1	.000	0-0	.000	0-0	.000	1	1	2	2.3	0	0	0	0	0	0	3.2
Cincinnati	01/05/2020		03:27	0-2	.000	0-0	.000	0-2	.000	2	1	3	2.4	0	0	0	1	0	0	2.9
at Tulsa	01/12/2020		06:47	1-2	.500	0-0	.000	0-2	.000	1	2	3	2.4	0	0	1	1	0	2	2.9
at Temple	01/16/2020		15:50	3-4	.750	0-0	.000	0-0	.000	2	2	4	2.5	2	0	1	2	0	6	3.1
UCF	01/19/2020		15:39	1-6	.167	0-0	.000	1-2	.500	0	5	5	2.6	2	2	1	0	1	3	3.1
at Wichita St.	01/22/2020	*	10:46	1-2	.500	0-0	.000	0-1	.000	0	1	1	2.6	1	0	2	0	0	2	3.0
Tulane	01/25/2020	*	12:00	1-3	.333	0-0	.000	0-0	.000	1	2	3	2.6	0	0	1	0	0	2	2.9
Houston	01/29/2020	*	14:19	0-2	.000	0-0	.000	0-0	.000	2	4	6	2.8	3	0	1	2	0	0	2.8
at Cincinnati	02/02/2020	*	11:14	0-2	.000	0-0	.000	0-0	.000	1	3	4	2.8	0	0	0	1	0	0	2.7
Temple	02/09/2020		16:22	3-3	1.000	0-0	.000	0-0	.000	1	5	6	3.0	1	1	1	1	0	6	2.8
at Tulane	02/13/2020		03:57	0-2	.000	0-0	.000	0-0	.000	1	2	3	3.0	1	0	0	0	1	0	2.7
UConn	02/16/2020		04:09	0-1	.000	0-0	.000	0-0	.000	1	2	3	3.0	1	0	2	0	0	0	2.6
at UCF	02/19/2020		07:03	0-1	.000	0-0	.000	1-2	.500	0	0	0	2.8	2	0	0	0	0	1	2.5
at Memphis	02/22/2020		17:36	2-5	.400	0-1	.000	0-0	.000	3	2	5	2.9	1	1	0	1	2	4	2.6
East Carolina	02/25/2020		14:47	4-6	.667	0-0	.000	3-3	1.000	2	2	4	3.0	1	0	1	0	0	11	2.9
<b>Totals</b>		<b>10</b>	<b>292:09</b>	<b>33-87</b>	<b>.379</b>	<b>0-1</b>	<b>.000</b>	<b>12-20</b>	<b>.600</b>	<b>28</b>	<b>52</b>	<b>80</b>	<b>3.0</b>	<b>32</b>	<b>12</b>	<b>25</b>	<b>16</b>	<b>6</b>	<b>78</b>	<b>2.9</b>

**Player Averages**

Games Played	Minutes/game	Points/game	FG Pct	3FG Pct	FT Pct	Rebounds/game	Assists/game	Turnovers/game	Assist/Turnover ratio	Steals/game	Blocks/game
27	10.8	2.9	37.9	0.0	60.0	3.0	0.4	0.9	0.5	0.2	0.6



**2019-20 South Fla. Women's Basketball**  
**Category Leaders**  
**All games**

Page 1/3  
as of Feb 26, 2020

**Points**

##	Player	G	Pts	Pts/G
5	Tsineke, Elena	23	282	12.3
20	Mununga, Bethy	25	240	9.6
4	Pinzan, Elisa	23	226	9.8
3	Harvey, Sydni	18	197	10.9
22	Brabencova, Kristyna	23	172	7.5
21	Leverett, Shae	27	155	5.7
23	Henshaw, Tamara	28	153	5.5
1	Alvarez, Maria	15	132	8.8
0	Pehadzic, Enna	24	112	4.7
31	Jordao, Beatriz	27	78	2.9
12	Bermejo, Cristina	20	37	1.9
14	Septe, Luize	10	35	3.5

**Scoring Average**

##	Player	G	Pts	Pts/G
5	Tsineke, Elena	23	282	12.3
3	Harvey, Sydni	18	197	10.9
4	Pinzan, Elisa	23	226	9.8
20	Mununga, Bethy	25	240	9.6
1	Alvarez, Maria	15	132	8.8
22	Brabencova, Kristyna	23	172	7.5
21	Leverett, Shae	27	155	5.7
23	Henshaw, Tamara	28	153	5.5
0	Pehadzic, Enna	24	112	4.7
14	Septe, Luize	10	35	3.5
31	Jordao, Beatriz	27	78	2.9
12	Bermejo, Cristina	20	37	1.9

**Field Goal Percentage**

##	Player	FG	Att	Pct
21	Leverett, Shae	60	91	.659
20	Mununga, Bethy	98	194	.505
23	Henshaw, Tamara	64	127	.504
14	Septe, Luize	14	32	.438
5	Tsineke, Elena	95	249	.382
31	Jordao, Beatriz	33	87	.379
3	Harvey, Sydni	57	156	.365
4	Pinzan, Elisa	76	212	.358
1	Alvarez, Maria	44	131	.336
22	Brabencova, Kristyna	65	200	.325
12	Bermejo, Cristina	12	39	.308
0	Pehadzic, Enna	36	135	.267

**Field Goal Attempts**

##	Player	G	Att	Att/G
5	Tsineke, Elena	23	249	10.8
4	Pinzan, Elisa	23	212	9.2
22	Brabencova, Kristyna	23	200	8.7
20	Mununga, Bethy	25	194	7.8
3	Harvey, Sydni	18	156	8.7

**Field Goals Made**

##	Player	G	Made	Made/G
20	Mununga, Bethy	25	98	3.9
5	Tsineke, Elena	23	95	4.1
4	Pinzan, Elisa	23	76	3.3
22	Brabencova, Kristyna	23	65	2.8
23	Henshaw, Tamara	28	64	2.3

**3-Point FG Percentage**

##	Player	3FG	Att	Pct
3	Harvey, Sydni	31	71	.437
4	Pinzan, Elisa	44	119	.370
5	Tsineke, Elena	37	112	.330
1	Alvarez, Maria	34	108	.315
12	Bermejo, Cristina	5	17	.294
0	Pehadzic, Enna	26	93	.280
22	Brabencova, Kristyna	25	92	.272
20	Mununga, Bethy	1	5	.200

**3-Point FG Attempts**

##	Player	G	Att	Att/G
4	Pinzan, Elisa	23	119	5.2
5	Tsineke, Elena	23	112	4.9
1	Alvarez, Maria	15	108	7.2
0	Pehadzic, Enna	24	93	3.9
22	Brabencova, Kristyna	23	92	4.0

**3-Point FG Made**

##	Player	G	Made	Made/G
4	Pinzan, Elisa	23	44	1.9
5	Tsineke, Elena	23	37	1.6
1	Alvarez, Maria	15	34	2.3
3	Harvey, Sydni	18	31	1.7
0	Pehadzic, Enna	24	26	1.1





**2019-20 South Fla. Women's Basketball**  
**Category Leaders**  
**All games**

Page 2/3  
as of Feb 26, 2020

**Free Throw Percentage**

##	Player	Made	Att	Pct
5	Tsineke, Elena	55	63	.873
3	Harvey, Sydni	52	63	.825
4	Pinzan, Elisa	30	37	.811
12	Bermejo, Cristina	8	10	.800
20	Mununga, Bethy	43	58	.741
23	Henshaw, Tamara	25	36	.694
0	Pehadzic, Enna	14	21	.667
22	Brabencova, Kristyna	17	28	.607
31	Jordao, Beatriz	12	20	.600
1	Alvarez, Maria	10	20	.500
21	Leverett, Shae	35	71	.493
14	Septe, Luize	7	15	.467

**Free Throw Attempts**

##	Player	G	Att	Att/G
21	Leverett, Shae	27	71	2.6
5	Tsineke, Elena	23	63	2.7
3	Harvey, Sydni	18	63	3.5
20	Mununga, Bethy	25	58	2.3
4	Pinzan, Elisa	23	37	1.6

**Free Throws Made**

##	Player	G	Made	Made/G
5	Tsineke, Elena	23	55	2.4
3	Harvey, Sydni	18	52	2.9
20	Mununga, Bethy	25	43	1.7
21	Leverett, Shae	27	35	1.3
4	Pinzan, Elisa	23	30	1.3

**Rebounds**

##	Player	G	Reb	Reb/G
20	Mununga, Bethy	25	243	9.7
23	Henshaw, Tamara	28	186	6.6
21	Leverett, Shae	27	173	6.4
22	Brabencova, Kristyna	23	84	3.7
31	Jordao, Beatriz	27	80	3.0

**Assists**

##	Player	G	Ast	Ast/G
4	Pinzan, Elisa	23	107	4.7
1	Alvarez, Maria	15	49	3.3
22	Brabencova, Kristyna	23	42	1.8
5	Tsineke, Elena	23	36	1.6
20	Mununga, Bethy	25	32	1.3

**Rebounds Average**

##	Player	G	Reb	Reb/G
20	Mununga, Bethy	25	243	9.7
23	Henshaw, Tamara	28	186	6.6
21	Leverett, Shae	27	173	6.4
22	Brabencova, Kristyna	23	84	3.7
31	Jordao, Beatriz	27	80	3.0

**Steals**

##	Player	G	Stl	Stl/G
20	Mununga, Bethy	25	32	1.3
4	Pinzan, Elisa	23	27	1.2
3	Harvey, Sydni	18	18	1.0
22	Brabencova, Kristyna	23	16	0.7
5	Tsineke, Elena	23	16	0.7

**Offensive Rebounds**

##	Player	G	OReb	OReb/G
20	Mununga, Bethy	25	99	4.0
21	Leverett, Shae	27	85	3.1
23	Henshaw, Tamara	28	62	2.2
22	Brabencova, Kristyna	23	30	1.3
31	Jordao, Beatriz	27	28	1.0

**Blocked Shots**

##	Player	G	Blk	Blk/G
20	Mununga, Bethy	25	24	1.0
22	Brabencova, Kristyna	23	18	0.8
21	Leverett, Shae	27	17	0.6
31	Jordao, Beatriz	27	16	0.6
23	Henshaw, Tamara	28	12	0.4

**Defensive Rebounds**

##	Player	G	DReb	DReb/G
20	Mununga, Bethy	25	144	5.8
23	Henshaw, Tamara	28	124	4.4
21	Leverett, Shae	27	88	3.3
4	Pinzan, Elisa	23	64	2.8
22	Brabencova, Kristyna	23	54	2.3

**Minutes**

##	Player	G	Min	Min/G
4	Pinzan, Elisa	23	771	33:30
20	Mununga, Bethy	25	657	26:16
5	Tsineke, Elena	23	605	26:18
21	Leverett, Shae	27	603	22:21
22	Brabencova, Kristyna	23	570	24:48



2019-20 South Fla. Women's Basketball  
Category Leaders  
All games

Page 3/3  
as of Feb 26, 2020

**Fouls**

##	Player	G	PF	PF/G
20	Mununga, Bethy	25	70	2.8
21	Leverett, Shae	27	64	2.4
22	Brabencova, Kristyna	23	61	2.7
23	Henshaw, Tamara	28	54	1.9
5	Tsineke, Elena	23	49	2.1

**Turnovers**

##	Player	G	TO	TO/G
20	Mununga, Bethy	25	70	2.8
4	Pinzan, Elisa	23	68	3.0
5	Tsineke, Elena	23	61	2.7
22	Brabencova, Kristyna	23	47	2.0
23	Henshaw, Tamara	28	35	1.3

**Foul Outs**

##	Player	G	FO
21	Leverett, Shae	27	5
22	Brabencova, Kristyna	23	1
23	Henshaw, Tamara	28	1
5	Tsineke, Elena	23	1
3	Harvey, Sydney	18	1



**2019-20 South Fla. Women's Basketball**  
**Individual Career Summaries**  
**All games**

Page 1/7  
as of Feb 26, 2020

**ALVAREZ, Maria**

				Field Goals		3-Point		F-Throws		Rebounds										Scoring	
SEASON	TEAM	GP-GS	MIN/AVG	FG-FGA	FG%	3FG-FGA	3FG%	FT-FTA	FT%	OFF	DEF	TOT	AVG	PF-FO	AST	TO	BLK	STL	PTS	AVG	
2019-20	USF	15-8	410/27.3	44-131	.336	34-108	.315	10-20	.500	7	37	44	2.9	26-1	49	25	0	15	132	8.8	
TOTAL		15-8	410/27.3	44-131	.336	34-108	.315	10-20	.500	7	37	44	2.9	26-1	49	25	0	15	132	8.8	

**Single Game Highs**

Statistic	Value	
Points	20	vs VCU 11/15/19
Rebounds	6	vs Mississippi St. 12/19/19, at UNLV 12/21/19
Assists	6	vs FGCU 11/29/19, vs Mississippi St. 12/19/19
Steals	2	4 times
FG Made	7	vs VCU 11/15/19
FG Attempts	14	vs Notre Dame 11/30/19
3FG Made	6	vs Alabama St. 12/06/19
3FG Attempts	13	vs Notre Dame 11/30/19
FT Made	3	vs Brown 12/30/19
FT Attempts	4	vs Howard 11/12/19, vs Brown 12/30/19

**BERMEJO, Cristina**

				Field Goals		3-Point		F-Throws		Rebounds										Scoring	
SEASON	TEAM	GP-GS	MIN/AVG	FG-FGA	FG%	3FG-FGA	3FG%	FT-FTA	FT%	OFF	DEF	TOT	AVG	PF-FO	AST	TO	BLK	STL	PTS	AVG	
2019-20	USF	20-1	198/9.9	12-39	.308	5-17	.294	8-10	.800	9	28	37	1.9	22-0	16	22	5	11	37	1.9	
TOTAL		20-1	198/9.9	12-39	.308	5-17	.294	8-10	.800	9	28	37	1.9	22-0	16	22	5	11	37	1.9	

**Single Game Highs**

Statistic	Value	
Points	10	vs Idaho 12/15/19
Rebounds	5	at Memphis 02/22/20, at Tulane 02/13/20, vs Idaho 12/15/19
Assists	5	at Memphis 02/22/20
Steals	2	at Memphis 02/22/20, at Tulane 02/13/20, vs Saint Francis (PA) 11/24/19
Blocks	2	vs Jacksonville 11/05/19, vs Alabama St. 12/06/19
FG Made	4	vs Idaho 12/15/19
FG Attempts	9	vs Idaho 12/15/19
3FG Made	2	vs Idaho 12/15/19
3FG Attempts	5	vs Idaho 12/15/19
FT Made	3	vs Temple 02/09/20
FT Attempts	3	vs Temple 02/09/20



**2019-20 South Fla. Women's Basketball**  
**Individual Career Summaries**  
**All games**

Page 2/7  
as of Feb 26, 2020

**BRABENCOVA, Kristyna**

				Field Goals		3-Point		F-Throws		Rebounds										Scoring	
SEASON	TEAM	GP-GS	MIN/AVG	FG-FGA	FG%	3FG-FGA	3FG%	FT-FTA	FT%	OFF	DEF	TOT	AVG	PF-FO	AST	TO	BLK	STL	PTS	AVG	
2019-20	USF	23-14	570/24.8	65-200	.325	25-92	.272	17-28	.607	30	54	84	3.7	61-1	42	47	18	16	172	7.5	
TOTAL		23-14	570/24.8	65-200	.325	25-92	.272	17-28	.607	30	54	84	3.7	61-1	42	47	18	16	172	7.5	

**Single Game Highs**

Statistic	Value	
Points	17	at Tulsa 01/12/20
Rebounds	11	vs Idaho 12/15/19
Assists	7	vs Cincinnati 01/05/20
Steals	3	vs VCU 11/15/19, at Tulsa 01/12/20
Blocks	3	vs Mississippi St. 12/19/19, vs Brown 12/30/19
FG Made	7	vs Brown 12/30/19
FG Attempts	16	vs Mississippi St. 12/19/19, vs Cincinnati 01/05/20
3FG Made	4	vs Alabama St. 12/06/19
3FG Attempts	9	vs Alabama St. 12/06/19
FT Made	5	vs Howard 11/12/19
FT Attempts	6	vs Howard 11/12/19

**HARVEY, Sydni**

				Field Goals		3-Point		F-Throws		Rebounds									Scoring	
SEASON	TEAM	GP-GS	MIN/AVG	FG-FGA	FG%	3FG-FGA	3FG%	FT-FTA	FT%	OFF	DEF	TOT	AVG	PF-FO	AST	TO	BLK	STL	PTS	AVG
2018-19	USF	32-24	964/30.1	120-371	.323	45-131	.344	90-107	.841	30	53	83	2.6	72-4	82	93	2	21	375	11.7
2019-20	USF	18-12	440/24.5	57-156	.365	31-71	.437	52-63	.825	8	17	25	1.4	35-1	25	34	3	18	197	10.9
TOTAL		50-36	1405/28.1	177-527	.336	76-202	.376	142-170	.835	38	70	108	2.2	107-5	107	127	5	39	572	11.4

**Single Game Highs**

Statistic	Value	
Points	25	vs Tulane 01/19/19, vs Temple 02/09/20
Rebounds	7	vs Memphis 01/23/19
Assists	6	vs Vermont 12/17/18
Steals	2	10 times
Blocks	1	5 times
FG Made	9	vs Tulane 01/19/19
FG Attempts	21	vs Oklahoma 11/18/18
3FG Made	7	vs Temple 02/09/20
3FG Attempts	8	vs Temple 02/09/20
FT Made	8	vs Creighton 12/20/18, at Temple 01/05/19, at Temple 01/16/20
FT Attempts	11	at Temple 01/16/20



**2019-20 South Fla. Women's Basketball  
Individual Career Summaries  
All games**

Page 3/7  
as of Feb 26, 2020

**HENSHAW, Tamara**

				Field Goals		3-Point		F-Throws		Rebounds									Scoring	
SEASON	TEAM	GP-GS	MIN/AVG	FG-FGA	FG%	3FG-FGA	3FG%	FT-FTA	FT%	OFF	DEF	TOT	AVG	PF-FO	AST	TO	BLK	STL	PTS	AVG
2016-17	USF	33-24	857/26.0	102-161	.634	0-0	.000	27-49	.551	82	144	226	6.8	70-1	32	26	31	20	231	7.0
2017-18	USF	33-19	666/20.2	99-163	.607	0-0	.000	16-39	.410	88	88	176	5.3	71-2	19	20	20	17	214	6.5
2018-19	USF	35-21	903/25.8	95-187	.508	0-4	.000	38-49	.776	103	181	284	8.1	57-0	40	46	19	28	228	6.5
2019-20	USF	28-13	543/19.4	64-127	.504	0-3	.000	25-36	.694	62	124	186	6.6	54-1	28	35	12	15	153	5.5
TOTAL		129-77	2969/23.0	360-638	.564	0-7	.000	106-173	.613	335	537	872	6.8	252-4	119	127	82	80	826	6.4

**Single Game Highs**

Statistic	Value	
Points	16	vs Memphis 01/23/19
Rebounds	15	4 times
Assists	5	vs UCF 01/08/19
Steals	4	vs Oklahoma 11/18/18, vs Michigan St. 12/21/17
Blocks	4	vs Tulane 02/12/17
FG Made	8	vs Memphis 01/23/19
FG Attempts	12	vs Temple 03/05/17
3FG Attempts	1	7 times
FT Made	6	vs Idaho 12/15/19
FT Attempts	8	vs Idaho 12/15/19

**JORDAO, Beatriz**

				Field Goals		3-Point		F-Throws		Rebounds									Scoring	
SEASON	TEAM	GP-GS	MIN/AVG	FG-FGA	FG%	3FG-FGA	3FG%	FT-FTA	FT%	OFF	DEF	TOT	AVG	PF-FO	AST	TO	BLK	STL	PTS	AVG
2018-19	USF	12-12	248/20.7	59-91	.648	0-0	.000	17-26	.654	21	47	68	5.7	31-0	5	20	23	5	135	11.3
2019-20	USF	27-10	292/10.8	33-87	.379	0-1	.000	12-20	.600	28	52	80	3.0	32-0	12	25	16	6	78	2.9
TOTAL		39-22	541/13.9	92-178	.517	0-1	.000	29-46	.630	49	99	148	3.8	63-0	17	45	39	11	213	5.5

**Single Game Highs**

Statistic	Value	
Points	18	vs North Carolina 11/23/18
Rebounds	10	at Ohio St. 11/06/18
Assists	2	5 times
Steals	2	at Memphis 02/22/20
Blocks	4	vs Albany (NY) 11/09/18, vs Bethune-Cookman 11/15/18, vs George Washington 12/09/18
FG Made	8	at Ohio St. 11/06/18, vs North Carolina 11/23/18, vs New Hampshire 11/30/18
FG Attempts	11	vs New Hampshire 11/30/18
3FG Attempts	1	at Memphis 02/22/20
FT Made	4	vs Kentucky 11/22/18
FT Attempts	8	vs Kentucky 11/22/18



**2019-20 South Fla. Women's Basketball  
Individual Career Summaries  
All games**

Page 4/7  
as of Feb 26, 2020

**LAZIC, Mihaela**

				Field Goals		3-Point		F-Throws		Rebounds									Scoring	
SEASON	TEAM	GP-GS	MIN/AVG	FG-FGA	FG%	3FG-FGA	3FG%	FT-FTA	FT%	OFF	DEF	TOT	AVG	PF-FO	AST	TO	BLK	STL	PTS	AVG
2019-20	USF	1-0	8/8.5	0-1	.000	0-1	.000	0-0	.000	0	2	2	2.0	1-0	0	0	0	0	0	0.0
<b>TOTAL</b>		<b>1-0</b>	<b>8/8.5</b>	<b>0-1</b>	<b>.000</b>	<b>0-1</b>	<b>.000</b>	<b>0-0</b>	<b>.000</b>	<b>0</b>	<b>2</b>	<b>2</b>	<b>2.0</b>	<b>1-0</b>	<b>0</b>	<b>0</b>	<b>0</b>	<b>0</b>	<b>0</b>	<b>0.0</b>

**Single Game Highs**

Statistic	Value	
Rebounds	2	vs Jacksonville 11/05/19
FG Attempts	1	vs Jacksonville 11/05/19
3FG Attempts	1	vs Jacksonville 11/05/19

**LEVERETT, Shae**

				Field Goals		3-Point		F-Throws		Rebounds									Scoring	
SEASON	TEAM	GP-GS	MIN/AVG	FG-FGA	FG%	3FG-FGA	3FG%	FT-FTA	FT%	OFF	DEF	TOT	AVG	PF-FO	AST	TO	BLK	STL	PTS	AVG
2017-18	USF	27-0	290/10.7	19-29	.655	0-0	.000	9-18	.500	29	35	64	2.4	38-1	4	11	8	6	47	1.7
2018-19	USF	35-24	938/26.8	91-160	.569	0-1	.000	78-120	.650	115	146	261	7.5	88-1	22	51	55	19	260	7.4
2019-20	USF	27-8	603/22.3	60-91	.659	0-0	.000	35-71	.493	85	88	173	6.4	64-5	9	31	17	16	155	5.7
<b>TOTAL</b>		<b>89-32</b>	<b>1831/20.6</b>	<b>170-280</b>	<b>.607</b>	<b>0-1</b>	<b>.000</b>	<b>122-209</b>	<b>.584</b>	<b>229</b>	<b>269</b>	<b>498</b>	<b>5.6</b>	<b>190-7</b>	<b>35</b>	<b>93</b>	<b>80</b>	<b>41</b>	<b>462</b>	<b>5.2</b>

**Single Game Highs**

Statistic	Value	
Points	20	vs Wichita St. 02/23/19
Rebounds	18	vs Wichita St. 02/23/19
Assists	3	at East Carolina 02/20/19
Steals	3	vs UConn 03/04/19
Blocks	7	vs Memphis 01/23/19
FG Made	6	vs Vermont 12/17/18, at James Madison 03/24/19, vs Arkansas St. 11/17/17
FG Attempts	10	vs Wichita St. 02/23/19
3FG Attempts	1	at Houston 02/27/19
FT Made	10	vs Wichita St. 02/23/19
FT Attempts	12	at SMU 01/26/19





**2019-20 South Fla. Women's Basketball  
Individual Career Summaries  
All games**

Page 5/7  
as of Feb 26, 2020

**MUNUNGA, Bethy**

				Field Goals		3-Point		F-Throws		Rebounds										Scoring	
SEASON	TEAM	GP-GS	MIN/AVG	FG-FGA	FG%	3FG-FGA	3FG%	FT-FTA	FT%	OFF	DEF	TOT	AVG	PF-FO	AST	TO	BLK	STL	PTS	AVG	
2019-20	USF	25-24	657/26.3	98-194	.505	1-5	.200	43-58	.741	99	144	243	9.7	70-0	32	70	24	32	240	9.6	
TOTAL		25-24	657/26.3	98-194	.505	1-5	.200	43-58	.741	99	144	243	9.7	70-0	32	70	24	32	240	9.6	

**Single Game Highs**

Statistic	Value	
Points	16	at Baylor 11/19/19, vs Brown 12/30/19, vs Cincinnati 01/05/20
Rebounds	17	at Tulane 02/13/20
Assists	3	vs East Carolina 02/25/20, vs FGCU 11/29/19
Steals	4	at Memphis 02/22/20
Blocks	4	at Wichita St. 01/22/20
FG Made	7	vs Cincinnati 01/05/20
FG Attempts	14	vs Brown 12/30/19
3FG Made	1	at Baylor 11/19/19
3FG Attempts	2	vs Brown 12/30/19
FT Made	6	vs Brown 12/30/19
FT Attempts	7	at Baylor 11/19/19

**PEHADZIC, Enna**

				Field Goals		3-Point		F-Throws		Rebounds										Scoring	
SEASON	TEAM	GP-GS	MIN/AVG	FG-FGA	FG%	3FG-FGA	3FG%	FT-FTA	FT%	OFF	DEF	TOT	AVG	PF-FO	AST	TO	BLK	STL	PTS	AVG	
2017-18	USF	9-0	38/4.2	4-15	.267	2-5	.400	4-4	1.000	2	7	9	1.0	1-0	0	2	0	0	14	1.6	
2018-19	USF	35-23	989/28.2	144-457	.315	72-224	.321	62-88	.705	49	123	172	4.9	38-0	14	61	1	24	422	12.1	
2019-20	USF	24-9	349/14.5	36-135	.267	26-93	.280	14-21	.667	18	25	43	1.8	29-0	18	21	0	9	112	4.7	
TOTAL		68-32	1375/20.2	184-607	.303	100-322	.311	80-113	.708	69	155	224	3.3	68-0	32	84	1	33	548	8.1	

**Single Game Highs**

Statistic	Value	
Points	35	at East Carolina 02/20/19
Rebounds	13	at Temple 01/05/19
Assists	3	vs Tulane 01/19/19, at Tulane 02/13/20
Steals	3	vs Memphis 01/23/19, at Temple 01/05/19
Blocks	1	vs Vermont 12/17/18
FG Made	9	vs Tulane 03/08/19
FG Attempts	26	at East Carolina 02/20/19
3FG Made	6	at East Carolina 02/20/19, vs Jacksonville 11/05/19
3FG Attempts	15	at East Carolina 02/20/19
FT Made	13	at East Carolina 02/20/19
FT Attempts	14	at East Carolina 02/20/19



**2019-20 South Fla. Women's Basketball**  
**Individual Career Summaries**  
**All games**

Page 6/7  
as of Feb 26, 2020

**PINZAN, Elisa**

				Field Goals		3-Point		F-Throws		Rebounds									Scoring	
SEASON	TEAM	GP-GS	MIN/AVG	FG-FGA	FG%	3FG-FGA	3FG%	FT-FTA	FT%	OFF	DEF	TOT	AVG	PF-FO	AST	TO	BLK	STL	PTS	AVG
2018-19	USF	31-15	762/24.6	40-153	.261	23-95	.242	36-44	.818	4	56	60	1.9	41-0	103	74	0	26	139	4.5
2019-20	USF	23-20	771/33.5	76-212	.358	44-119	.370	30-37	.811	4	64	68	3.0	21-1	107	68	1	27	226	9.8
<b>TOTAL</b>		<b>54-35</b>	<b>1533/28.4</b>	<b>116-365</b>	<b>.318</b>	<b>67-214</b>	<b>.313</b>	<b>66-81</b>	<b>.815</b>	<b>8</b>	<b>120</b>	<b>128</b>	<b>2.4</b>	<b>62-1</b>	<b>210</b>	<b>142</b>	<b>1</b>	<b>53</b>	<b>365</b>	<b>6.8</b>

**Single Game Highs**

Statistic	Value	
Points	23	vs Stetson 03/21/19, vs UCF 01/19/20
Rebounds	7	vs Tulane 03/08/19, vs Jacksonville 11/05/19, vs UConn 02/16/20
Assists	8	vs Bethune-Cookman 11/15/18, vs Tulane 03/08/19, vs VCU 11/15/19
Steals	5	vs Tulane 03/08/19, at Wichita St. 01/22/20
Blocks	1	vs Notre Dame 11/30/19
FG Made	8	vs UCF 01/19/20
FG Attempts	20	vs UConn 02/16/20
3FG Made	7	vs UCF 01/19/20
3FG Attempts	12	vs UCF 01/19/20
FT Made	8	vs Houston 03/09/19
FT Attempts	8	4 times

**SEPTE, Luize**

				Field Goals		3-Point		F-Throws		Rebounds									Scoring	
SEASON	TEAM	GP-GS	MIN/AVG	FG-FGA	FG%	3FG-FGA	3FG%	FT-FTA	FT%	OFF	DEF	TOT	AVG	PF-FO	AST	TO	BLK	STL	PTS	AVG
2018-19	USF	22-19	655/29.8	38-152	.250	4-30	.133	24-45	.533	23	58	81	3.7	32-1	41	53	30	12	104	4.7
2019-20	USF	10-3	154/15.4	14-32	.438	0-0	.000	7-15	.467	13	14	27	2.7	19-0	9	13	5	5	35	3.5
<b>TOTAL</b>		<b>32-22</b>	<b>809/25.3</b>	<b>52-184</b>	<b>.283</b>	<b>4-30</b>	<b>.133</b>	<b>31-60</b>	<b>.517</b>	<b>36</b>	<b>72</b>	<b>108</b>	<b>3.4</b>	<b>51-1</b>	<b>50</b>	<b>66</b>	<b>35</b>	<b>17</b>	<b>139</b>	<b>4.3</b>

**Single Game Highs**

Statistic	Value	
Points	16	vs Tulsa 02/16/19
Rebounds	8	at SMU 01/26/19
Assists	8	vs Cincinnati 01/30/19
Steals	2	vs Tulsa 02/16/19, vs UConn 03/10/19, vs Saint Francis (PA) 11/24/19
Blocks	4	vs Wichita St. 02/23/19, vs Tulsa 02/16/19, vs Houston 03/09/19
FG Made	5	vs Tulsa 02/16/19, vs Cincinnati 01/30/19
FG Attempts	13	vs Wichita St. 02/23/19
3FG Made	1	4 times
3FG Attempts	4	at SMU 01/26/19
FT Made	6	vs Tulsa 02/16/19
FT Attempts	8	vs Tulsa 02/16/19



2019-20 South Fla. Women's Basketball  
Individual Career Summaries  
All games

Page 7/7  
as of Feb 26, 2020

**TSINEKE, Elena**

				Field Goals		3-Point		F-Throws		Rebounds										Scoring	
SEASON	TEAM	GP-GS	MIN/AVG	FG-FGA	FG%	3FG-FGA	3FG%	FT-FTA	FT%	OFF	DEF	TOT	AVG	PF-FO	AST	TO	BLK	STL	PTS	AVG	
2019-20	USF	23-18	605/26.3	95-249	.382	37-112	.330	55-63	.873	16	27	43	1.9	49-1	36	61	6	16	282	12.3	
TOTAL		23-18	605/26.3	95-249	.382	37-112	.330	55-63	.873	16	27	43	1.9	49-1	36	61	6	16	282	12.3	

**Single Game Highs**

Statistic	Value	
Points	25	vs Temple 02/09/20
Rebounds	5	at Temple 01/16/20
Assists	5	at Tulane 02/13/20
Steals	4	vs Tulane 01/25/20
Blocks	1	6 times
FG Made	9	vs Houston 01/29/20
FG Attempts	19	vs Houston 01/29/20
3FG Made	4	vs East Carolina 02/25/20, vs Notre Dame 11/30/19, at Temple 01/16/20
3FG Attempts	12	vs Notre Dame 11/30/19
FT Made	7	vs FGCU 11/29/19
FT Attempts	8	vs FGCU 11/29/19