



2019-20 USF BULLS WOMEN'S BASKETBALL GAME NOTES

NCAA Tournament (6): 2018, 2017, 2016, 2015, 2013, 2006
WNIT (9): 2019, 2014, 2012, 2010, 2009, 2008, 2007, 2005, 2004
WNIT Champions (1): 2009 | WNIT Final Four (2): 2014, 2009

Primary Contact: Michael Hogan | Phone: (W) 813-974-5755 (C) 813-469-0616 | Email: mhogan@usf.edu
Twitter: @USFWBB | Instagram: USFWBB | Facebook: facebook.com/usfwomensbasketball | Web: GoUSFBulls.com

2019-20 USF SCHEDULE/RESULTS

NOVEMBER

5	Jacksonville (DH)	W, 70-39
8	No. 15/15 Texas (BullsVision)	W, 64-57
12	Howard (BullsVision)	W, 82-53
15	VCU (BullsVision)	W, 77-55
19	at No. 2/2 Baylor (ESPN+)	L, 58-46
24	Saint Francis (Pa.) (BullsVision)	W, 62-23
28	vs. South Dakota State ^ (FloHoops)	L, 61-50
29	vs. Florida Gulf Coast ^ (FloHoops)	L, 81-77
30	vs. Notre Dame ^ (FloHoops)	L, 67-51

DECEMBER

6	Alabama State (DH) (YouTube)	W, 80-29
15	Idaho (DH) (YouTube)	W, 67-64
19	vs. No. 15/15 Mississippi State \$ (FloHoops)	L, 86-61
21	at UNLV \$ (FloHoops)	L, 61-51
30	Brown (BullsVision)	W, 70-60

JANUARY

5	Cincinnati * (ESPN2)	W, 76-68
12	at Tulsa * (CBSSN)	W, 68-52
16	at Temple * (ESPN3)	L, 69-66
19	UCF * (ESPN2)	L, 64-57
22	at Wichita State * (ADN)	W, 56-50
25	Tulane * (BullsVision)	W, 63-56
29	Houston * (ADN)	W, 74-45

FEBRUARY

2	at Cincinnati * (ESPN2)	L, 60-55
9	Temple * (ESPN2)	W, 99-51
13	at Tulane * (ESPN3)	8 p.m.
16	No. 5/6 UConn * (ESPN3/SNY)	2 p.m.
19	at UCF * (ESPN3)	6 p.m.
22	at Memphis * (ESPN3)	5 p.m.
25	East Carolina * (ADN)	7 p.m.
29	SMU * (BullsVision)	7 p.m.

MARCH

2	at UConn * (ESPN2 - Big Monday)	7 p.m.
6	AAC Tournament First Round #	TBA
7	AAC Tournament Quarterfinal Round #	TBA
8	AAC Tournament Semifinal Round #	TBA
9	AAC Tournament Championship #	TBA

^ Cancun Challenge, Cancun, Mexico

\$ Duel in the Desert, Las Vegas, Nev.

* American Athletic Conference Game

American Athletic Conference Tournament, Uncasville, Conn.

All times are Eastern time and are subject to change

GAME 24 | FEB. 13, 2020 | 8 P.M. ET | NEW ORLEANS | FOGLEMAN ARENA



**USF
BULLS**
14-9 (6-3, AAC)

AT

**TULANE
GREEN WAVE**
12-11 (7-3, AAC)



Last Game _____ Feb. 9 vs. Temple, W, 99-51
Next Game _____ Feb. 16 vs. UConn, 2 p.m.
Head Coach _____ Jose Fernandez
Alma Mater _____ FIU, 1994
Career Record _____ 368-268 (20th season)
at USF _____ Same

Last Game _____ Feb. 4 at Memphis, L, 64-62
Next Game _____ Feb. 16 vs. Wichita State, 2 p.m.
Head Coach _____ Lisa Stockton
Alma Mater _____ Wake Forest, 1986
Career Record _____ 583-312 (29th season)
at Tulane _____ 520-285 (26th season)

GAMEDAY INFORMATION

TV/Video _____ ESPN3
Despina Barton (PxP), Kathy McConnell-Miller (Analyst)
Audio _____ Bulls Unlimited (iHeartRadio/GoUSFBulls.com)
_____ Josh Appel (PxP)

Live Stats _____ GoUSFBulls.com
Series _____ USF leads, 22-19
Twitter Updates _____ @USFWBB
Tickets _____ Call (504) 861-9283

QUICK HITS

■ USF looks for its second straight win, and its fifth win in its last six games, as it travels to "The Big Easy" to face Tulane on Thursday at Avron B. Fogelman Arena in the Devlin Fieldhouse ... Tip-off is slated for 8 p.m. ET (ESPN3).

■ Thursday's game is the first three games that the Bulls will play on the road over their next four outings ... USF's lone home game at the Yuengling Center is against No. 5/6 UConn on Sunday at 2 p.m.

■ USF is coming off a dominating 99-51 win over Temple on Feb. 9 ... The victory was the fourth in the last five games for the Bulls ... Sydney Harvey and Elena Tsineke each poured in 25 points while Bethy Mununga added 11 points in the rout.

■ USF has three players - Elena Tsineke (12.7), Sydney Harvey (12.2) and Bethy Mununga (10.0) - averaging double-figure points, and three others netting 7.8 points per game or better on the year.

USF'S PROBABLE STARTERS



PG | 5-8 | SO.

**4 - ELISA
PINZAN**

PPG	9.3
RPG	2.7
APG	4.9
SPG	1.3



G | 5-8 | FR.

**5 - ELENA
TSINEKE**

PPG	12.7
RPG	1.9
APG	1.6
SPG	0.8



C | 6-2 | R-JR.

**21 - SHAE
LEVERETT**

PPG	5.1
RPG	6.3
SPG	0.5
BPG	0.7



F | 6-0 | JR.

**20 - BETHY
MUNUNGA**

PPG	10.0
RPG	9.5
APG	1.3
BPG	1.2



G | 5-10 | SO.

**3 - SYDNI
HARVEY**

PPG	12.2
RPG	1.1
APG	1.3
SPG	1.2

USF QUICK FACTS

THE UNIVERSITY

City/Zip Code	Tampa, Fla. 33620
Founded	1956
Enrollment	50,577
Nickname	Bulls
Arena	Yuengling Center
Capacity	10,411
Affiliation	NCAA Division I
Conference	The American Athletic Conference
President	Dr. Steven C. Currall
Vice President of Athletics	Michael Kelly
Sr. Assoc. Director of Athletics/SWA	Marquita Armstead

BASKETBALL HISTORY

First Year	1972-73
All-Time Record	662-682 (48th year)
All-Time AAC Record	78-31 (Sixth season)
All-Time BIG EAST Record	151-112 (Eight seasons)
All-Time Conference USA Record	113-168 (10 seasons)
All-Time Metro Conference Record	34-64 (Four seasons)
All-Time Sun Belt Conference Record	71-118 (Seven seasons)
All-Time Post-Season	17-14 (NCAA & WNIT)
AAC Tournament Record	11-6
NCAA Tournament Record	3-6
Years in NCAA Tourn./Last	6/2018
Last NCAA opponent	March 17, 2018 vs. 11 seed Buffalo (Tallahassee, Fla.)
Result	Lost, 102-79
WNIT Record	14-8
Years in the WNIT Tourn./Last	9/2019
Last WNIT opponent	March 24, 2019 at James Madison
Result	Lost, 71-54

COACHING STAFF

Head Coach	Jose Fernandez
Alma Mater, Year	Florida International '94
Record at USF (Years)	368-268 (20th season)
Career Record (Years)	Same
Career Conference Record (Years)	159-152 (20th season)
Associate Head Coach	Michele Woods-Baxter, St. John Fisher '87
Assistant Coaches	Jesyka Burks-Wiley, Boston University '09 Danny Hughes, TCU '89
Director of Basketball Operations	Jim Baxter, Indiana State '74
Video Coordinator	Anthony Brammer, Old Dominion '08
Strength & Conditioning Coach	Bryce Karasiak, Indiana '02
Certified Athletic Trainer	Anita Fanelli, Millersville, '85
Academic Coordinator	Keenan Maddox, Missouri State, '13
Administrative Assistant	Barbara Riffe

ATHLETIC MEDIA RELATIONS

Associate Dir. of Communications/WBB Contact	Michael Hogan
Office Phone	(813) 974-5755
Cell Phone	(813) 469-0616
E-mail	mhogan@usf.edu

2019-20 USF BULLS



► Sitting (L-R): Maria Alvarez, Sydni Harvey, Elisa Pinzan, Enna Pehadzic, Elena Tsineke, Mihaela Lazic. Standing (L-R): Kristyna Brabencova, Cristina Bermejo, Tamara Henshaw, Beatriz Jordao, Shae Leverett, Silvia Serrat, Bethy Mununga, Luize Septe.

No.	Name	P	Ht.	Yr.	Hometown/High School/Previous School
0	Enna Pehadzic	W	5-9	R-Jr.	Horsens, Denmark/Horsens Statsskole
1	Maria Alvarez	G	5-7	Fr.	Bal Harbour, Fla./Miami Country Day School
2	Mihaela Lazic	PG	5-6	Fr.	Slavonski Brod, Croatia/Klasicna Gimnazija
3	Sydni Harvey	G	5-10	So.	Nashville, Tenn./Brentwood Academy
4	Elisa Pinzan	PG	5-8	So.	Murano, Italy/Istituto Tecnico Algarotti Venezia
5	Elena Tsineke	G	5-8	Fr.	Thessaloniki, Greece/Hellenic College of Thessaloniki
12	Cristina Bermejo	W	6-1	Fr.	Sant Just Desvern, Spain/Ins Sant Just Desvern
20	Bethy Mununga	F	6-0	Jr.	Zellik, Belgium/Institut Sainte-Marie Jambes/NE Okla. A&M
21	Shae Leverett	C	6-2	R-Jr.	Rincon, Ga./South Effingham H.S.
22	Kristyna Brabencova	W	6-0	Fr.	Brno, Czech Republic/Kšpa Kladno
23	Tamara Henshaw	F	6-1	Sr.	Palm Coast, Fla./Flagler Palm Coast H.S.
31	Beatriz Jordao	C	6-3	So.	Pombal, Portugal/Escola Secundária e Silva
34	Silvia Serrat	F	6-1	R-So.	Banyoles, Spain/Joaquim Blume H.S.

USF BASKETBALL STAFF

Head Coach: Jose Fernandez (Florida International, '94) – 20th Season at USF/20th overall as head coach
Associate Head Coach: Michele Woods-Baxter (St. John Fisher, '87) – 12th season at USF
Assistant Coaches: Jesyka Burks-Wiley (Boston University, '09) – Third season at USF
Assistant Coach: Danny Hughes (TCU, '90) – Second season at USF
Director of Operations: Jim Baxter (Indiana State, '74) – Seventh season at USF
Video Coordinator: Anthony Brammer (Old Dominion, '08) – First season at USF
Strength and Conditioning: Bryce Karasiak (Indiana, '02) – Second season at USF
Certified Athletic Trainer: Anita Fanelli (Millersville, '85, '88) – Fifth season at USF

PRO-NUN-SEE-A-SHUN GUIDE

Players

Cristina Bermejo: Chris-Tina Bur-MAY-Hoe
Kristyna Brabencova: Chris-Tina Bra-BIN-Soe-Vuh
Sydni Harvey: Sid-NEE
Tamara Henshaw: TUH-Mare-Uh
Beatriz Jordao: Jor-DOW
Mihaela Lazic: Me-HIGH-La Lah-ZICH
Shae Leverett: LEV-Rett
Bethy Mununga: Betty MOO-Nun-Guh
Enna Pehadzic: En-UH Ped-HAD-Zick
Elisa Pinzan: Uh-LEEZA PIN-Zahn

Silvia Serrat: SIR-ott
Elena Tsineke: Uh-LAY-Nuh CHIN-ECK-eh

Staff

Jesyka Burks-Wiley: Jessica Birks WY-lee
Strength Coach Bryce Karasiak: Care-Eh-SACK
Certified Athletic Trainer Anita Fanelli: Fuh-NEL-ee

USF BROADCAST NOTES



0

ENNA PEHADZIC (EN-UH)
(PED-HAD-ZICK)


	GP/S	PPG	RPG	APG	SPG	BPG	FG%	FT%
19-20	20/9	5.5	2.1	0.8	0.5	0.0	27.7	63.2
Career	64/32	8.5	3.5	0.5	0.5	0.0	30.6	70.3



1

MARIA ALVAREZ

	GP/S	PPG	RPG	APG	SPG	BPG	FG%	FT%
19-20	15/8	8.8	2.9	3.3	1.0	0.0	33.6	50.0
Career	15/8	8.8	2.9	3.3	1.0	0.0	33.6	50.0



2

MIHAELA LAZIC (ME-HIGH-LA)
(LAH-ZICH)

	GP/S	PPG	RPG	APG	SPG	BPG	FG%	FT%
19-20	1/0	0.0	2.0	0.0	0.0	0.0	00.0	00.0
Career	1/0	0.0	2.0	0.0	0.0	0.0	00.0	00.0



3

SYDNI HARVEY (SID-NEE)

	GP/S	PPG	RPG	APG	SPG	BPG	FG%	FT%
19-20	13/7	12.2	1.1	1.3	1.2	0.1	40.6	83.0
Career	45/31	11.8	2.2	2.2	0.8	0.1	34.2	83.8



4

ELISA PINZAN (UH-LEEZA)
(PIN-ZAHN)

	GP/S	PPG	RPG	APG	SPG	BPG	FG%	FT%
19-20	18/15	9.3	2.7	4.9	1.3	0.1	36.7	80.6
Career	49/30	6.2	2.2	3.9	1.0	0.0	31.4	81.3



5

ELENA TSINEKE (UH-LAY-NUH)
(CHIN-ECK-EH)

	GP/S	PPG	RPG	APG	SPG	BPG	FG%	FT%
19-20	18/13	12.7	1.9	1.6	0.8	0.2	41.6	88.9
Career	18/13	12.7	1.9	1.6	0.8	0.2	41.6	88.9



12

CRISTINA BERMEJO (BUR-MAY-HOE)

	GP/S	PPG	RPG	APG	SPG	BPG	FG%	FT%
19-20	16/0	1.5	1.4	0.6	0.4	0.3	24.1	85.7
Career	16/0	1.5	1.4	0.6	0.4	0.3	24.1	85.7



20

BETHY MUNUNGA (BETTY)
(MOO-NUH-GUH)

	GP/S	PPG	RPG	APG	SPG	BPG	FG%	FT%
19-20	20/20	10.0	9.5	1.3	1.2	1.1	50.6	71.4
Career	20/20	10.0	9.5	1.3	1.2	1.1	50.6	71.4



21

SHAE LEVERETT

	GP/S	PPG	RPG	APG	SPG	BPG	FG%	FT%
19-20	22/3	5.1	6.3	0.4	0.5	0.7	66.2	49.1
Career	84/27	5.0	5.5	0.4	0.4	0.9	60.2	59.2



22

KRISTYNA BRABENCOVA (CHRIS-TINA)
(BRA-BIN-SOE-VUH)

	GP/S	PPG	RPG	APG	SPG	BPG	FG%	FT%
19-20	21/14	7.8	3.7	1.9	0.7	0.8	32.6	60.7
Career	21/14	7.8	3.7	1.9	0.7	0.8	32.6	60.7



23

TAMARA HENSHAW (TUH-MAH-RUH)

	GP/S	PPG	RPG	APG	SPG	BPG	FG%	FT%
19-20	23/13	5.7	7.1	1.0	0.6	0.5	48.6	69.7
Career	124/77	6.5	6.9	0.9	0.6	0.7	56.3	61.2



31

BEATRIZ JORDAO (JOR-DOW)

	GP/S	PPG	RPG	APG	SPG	BPG	FG%	FT%
19-20	22/10	2.8	3.0	0.5	0.1	0.7	37.5	53.3
Career	34/22	5.8	3.9	0.5	0.2	1.1	52.8	61.0



34

SILVIA SERRAT (SIR-OTT)

	GP/S	PPG	RPG	APG	SPG	BPG	FG%	FT%
19-20	0/0	0.0	0.0	0.0	0.0	0.0	00.0	00.0
Career	0/0	0.0	0.0	0.0	0.0	0.0	00.0	00.0

W | 5-9 | R-JR. | HORSSENS, DENMARK

- Season high 20 pts. vs. Jacksonville (11/5) ... 16 pts. vs. Texas (11/8), Howard (11/12).
- Scored double-figures in 26 of the last 46 GP dating back to '18-19 ... 8 games of 20-or-more pts.
- 5th in 3-pt. FGM (26), 2nd in 3-pt. FGA (89) ... Was a ballet dancer while growing up in Denmark.

G | 5-7 | FR. | MIAMI, FLA.

- Season-ending knee injury vs. Cincinnati (1/5) ... Double figures, 7-of-15 GP ... Career high 20 pts. vs. VCU (11/15).
- 18 pts. vs. Alabama State (12/6), 14 vs. FGCU (11/29), Idaho (12/15) ... 6 state titles at Miami Country Day.
- Born in Colombia ... Set a FIBA record with 10 3-pt. FGM for Colombia vs. Belarus in 2019 FIBA U17 World Cup.

PG | 5-6 | FR. | SLAVONSKI BROD, CROATIA

- Has played in only 1 game due to injury ... Had 2 rbs. in her collegiate debut vs. Jacksonville (11/5).
- Played in the 2017 and 2018 FIBA European Championships for Croatia.
- Avg. 7.9 ppg., 3.2 rpg., 1.8 apg in 7 games with Croatia in the 2018 European Championships.

G | 5-10 | SO. | NASHVILLE, TENN.

- Sat first 10 games due to injury ... Career high 25 pts. vs. Tulane (1/19/19), Temple (2/9) ... 20 pts. at Tulsa (1/12).
- 15.2 ppg in last 9 GP ... 2019 AAC All-Freshman Team ... 11.7 ppg, 2.6 apg during the '18-19 season.
- Played in the USA Basketball 3x3 National Championships in Aug. 2019, in Las Vegas, with the UConn squad.

PG | 5-8 | SO. | MURANO, ITALY

- 4th in ppg. ... Double digits in 5 GP, including career-high tying 23 pts. vs. UCF (1/19), 14 pts. at No. 2 Baylor (11/19).
- 1st AAC in apg. (4.9), 4th in asts. (88) ... Injured ankle vs. Alabama State (12/6), missed 5 games due to the injury.
- Returned to play at Tulsa (1/12) with 8 pts., 7 asts. ... Currently a member of the Italian U20 National Team.

G | 5-8 | FR. | THESSALONIKI, GREECE

- 1st in ppg. ... Double figures in 13-of-18 GP ... Career-high 25 pts. vs. Temple (2/9), 20 pts. at Temple (1/16), Houston (1/29).
- Missed the first 5 games after being ruled ineligible by the NCAA ... Was cleared to play on 11/20, 1 day after Baylor (11/19).
- Was a 5-star international recruit ... Played with Greece's U20, Senior National Teams during 2019.

W | 6-1 | FR. | SANT JUST DESVERN, SPAIN

- Has played in 16 of USF's 23 games ... Career-high 10 pts., 5 rbs. vs. Idaho (12/15), 6 pts. vs. Temple (2/9).
- Is one of 2 players on the Bulls' roster from Spain ... Both mother and father played professionally in Spain.
- Her sister Neus, currently a model, played for the Spanish Senior National Team and professionally in Spain.

F | 6-0 | JR. | ZELLIK, BELGIUM

- 3rd on the team in ppg., 1st in rpg. ... Has recorded 7 double-doubles in 20 GP with USF.
- 16 pts., 12 rbs. at Baylor (11/19), 16 pts., 14 rbs. vs. Brown (12/30), 13 pts., career-high 15 rbs. at Wichita St. (1/22).
- Was born in the Democratic Republic of the Congo, raised in Belgium ... 2X NJCAA All-American.

C | 6-2 | R-JR. | RINCON, GEORGIA

- Averaged 7.4 ppg. and 7.5 rpg. during the '18-19 season, including a 20 pts., 18 rbs. at Wichita State (2/23/19).
- 3rd on the team in rpg. ... Season-high 14 rbs. vs. Houston (1/29), 13 rbs., 12 pts. vs. Saint Francis (Pa.) (11/24).
- 8 rbs. at Baylor (11/19) ... 400th career rbd. vs. Idaho (12/15) ... Scored double figures in 12 GP at USF.

W | 6-0 | FR. | BRNO, CZECH REPUBLIC

- 9.7 ppg in last 12 GP ... Career-high 17 pts. at Tulsa (1/12) ... 16 pts. vs. Alabama State (12/6), Brown (12/30).
- 11 rbs. vs. Idaho (12/15) ... Played in the U20 European Championships ... Was named MVP of the U19 National Team.
- Grandfather, Kamil, is a 3X Czech MBB Olympian ('72, '76, '80), father Kamil is a 24-year pro/international hockey vet.

F | 6-1 | SR. | PALM COAST, FLA.

- 124 career GP, 77 GS ... T9th in career GP at USF ... Grabbed 800th rbd. vs. Cincinnati (1/5) ... 7th all-time (850 rbs.).
- 6.5 ppg., 6.9 rpg. during her USF career ... 15 pts. vs. Brown (12/30) ... 10-plus rbs. in 7 of last 14 GP.
- Grabbed 15 rbs. vs. Alabama State ... AAC Freshman of the Year, named to the All-Freshman Team in '16-17.

C | 6-3 | SO. | POMBAL, PORTUGAL

- Averaged 11.3 ppg., 5.7 rpg. in '18-19 before a season-ending injury ... Had 17 pts., 10 rbs. vs. Ohio State (11/6/18).
- Scored double figures in 9 GP for USF during her freshman season ... Career-high 18 pts. vs. UNC (11/23/18).
- Scored double figures for Portugal in 5-of-7 GPs at the FIBA U20 Women's European Championship.

F | 6-1 | R-SO. | BANYOLES, SPAIN

- Has been riddled by injuries during her entire collegiate career.
- Was a 5-star international recruit by PassionHoops and BlueStar Europe.
- Played with the U17 Spanish National Team in the FIBA World Championships.

HEAD COACH JOSE FERNANDEZ | 367-267 CAREER RECORD (20TH SEASON)



Named the 2018 American Athletic Conference Coach of the Year, head coach Jose Fernandez has been laying the groundwork brick-by-brick for 19 seasons for the Bulls to grow into a perennial top-25 program. Under his guid-

ance, USF has transformed from a program with only five winning seasons to a staple in the NCAA Tournament. A coach known for his recruiting connections and incredible work ethic, Fernandez has created a culture of excellence at USF.

Fernandez has watched his team reach new milestones, including six 20-win seasons in the last seven years dating back to the 2012-13 season. The Bulls have reached the NCAA Tournament six times, including five trips in their last seven seasons, and postseason play in 15 of the last 16 seasons. Fernandez led the Bulls to the NCAA Tournament for the fourth time in as many years in 2018 as the senior class became the first in program history to reach four NCAA Tournaments. The Bulls also reached their ninth Women's National Invitation Tournament (WNIT) in 2019, despite numerous season-ending injuries to key players, and advanced to the second round out the event.

Fernandez, who was officially named head coach on Nov. 14, 2000 - just seven months after arriving at USF as an assistant coach - has led the Bulls in an amazing turnaround under his tenure. In addition to the program's six trips to the NCAA Tournament, Fernandez has also guided USF to nine WNIT appearances, which includes the 2009 WNIT title and a semifinal appearance in 2014. The Bulls have also advanced to the American Athletic Conference (AAC) Tournament championship game in four of the past five seasons and have made at least the semifinal round during every season in the AAC.

Fernandez also knows how to get the most out of his talent with Maria Jespersen earning Associated Press All-America honorable mention honors in 2018. USF has had two players earn AP All-America honorable mention honors, Jespersen and Courtney Williams, in 2016, and Fernandez has coached them both.

Playing for Fernandez could also lead to the pros, as was the case for five players in program history to be drafted by WNBA teams. Courtney Williams became the second player in program history to be selected in the first round in 2016, going eighth overall to the Phoenix Mercury. Other Bulls selected in the WNBA Draft, under Fernandez, include Inga Orekhova, who was chosen 18th overall by the Atlanta Dream in 2014; Andrea Smith, who was chosen 35th by the Connecticut Sun in 2013 and Jessica Dickson,

who was chosen 21st in the 2007 WNBA Draft by the Sacramento Monarchs.

USF made its first-ever NCAA Tournament during the 2005-06 season. Fernandez also led USF to its first-ever NCAA Tournament victory with a 71-70 win over Texas Tech in 2013. Fernandez and the Bulls made history again in 2015, when they hosted USF's first-ever NCAA Tournament basketball game at the Yuengling Center. The Bulls defeated LSU in the first round, in front of a hometown crowd of over 5,000 fans. In his third NCAA Tournament in four years, Fernandez took the Bulls back to the second round, defeating No. 22 Colorado State 48-45 in Los Angeles, Calif. USF returned to the tournament in 2017, but the Bulls lost at the buzzer to Missouri.

The Miami native has had 14 seasons with a .500 record or better leading USF. In the 22 years prior to his arrival, the Bulls recorded just three winning seasons, all 14-13 slates. Fernandez has guided USF to nine seasons with 20-plus wins, including a 26-8 record during the 2017-28 campaign that marked the fourth straight season with 24 or more wins. He posted his 300th career win at USF during the 2016-17 season and has compiled a record of 354-259 in 19 seasons leading the Bulls' program, including 13 or more wins in The American in four of six seasons in the conference. The Bulls have posted 11 wins over Top 25 ranked teams, including an 84-65 pasting of No. 13 Ohio State in the Yuengling Center in 2018.

Fernandez believes to be the best you have to play the best. Since arriving at USF, Fernandez and his staff have worked to schedule the toughest teams in women's basketball. The Bulls have sought after perennial powers like Baylor, DePaul, Florida, Florida State, Georgia, Louisville, Notre Dame, LSU, Miami, Michigan State, Nebraska, Ohio State, Oklahoma, UNLV, Texas and Wake Forest, to name a few. USF has boasted some of the toughest strength of schedules in the country.

Fernandez got his start in coaching while working on his associates degree at Miami-Dade CC Kendall - where he earned his degree in 1991. Fernandez served as a student assistant coach for the men's basketball team and was immediately thrown into the fray with on-floor coaching, scouting, and most importantly, overseeing recruiting correspondence and getting his name out in front of coaches around the state.

It was at Miami-Dade that Fernandez met Cesar Odio, who not only saw his tremendous potential and hired him as a student assistant, but then promoted him to a full-time assistant coach upon his graduation in 1991. He would stay at Miami-Dade for one season (1991-92) before becoming the assistant boys' basketball coach at Miami's Sunset High School (1992-94).

Following his two seasons at Sunset, Fernandez and Odio would renew acquaintances when Odio was tabbed head men's basketball coach at Barry University in Miami Shores, Fla. (1994-96). Fernandez came along as Odio's top assistant and immediately established himself as a coach that had a sharp eye for talent and potential. During his brief two-year stay at Barry, Fernandez helped the Buccaneers to consecutive winning seasons, after the program only produced just two in the first 10 years, and a combined 34-21 record.

Fernandez entered the world of girls' basketball in 1996, when he secured his first head coaching job at Miami's Lourdes Academy. During his three seasons at Lourdes, Fernandez led the Bobcats to a stellar 83-16 (.838) record and a trip to the state 5A championship game in 1998 where they finished as the runner-up. In addition to his coaching responsibilities at Lourdes, Fernandez established valuable roots among Florida and high school coaches from around the nation as director and founder of the successful Miami Suns AAU program.

Fernandez would then break into collegiate women's basketball when he returned to Barry for his second of

THE FERNANDEZ FILE

Born	Nov. 18, 1971
Hometown	Miami, Fla.
College	FIU, 1994
	B.S. in Physical Ed.
Wife	Tonya
Children	Sydney, Alex, Taylor Brianna and Brooke

NCAA APPEARANCES (6)

2006, 2013, 2015, 2016, 2017, 2018

WNIT APPEARANCES (9)

2004, 2005, 2007, 2008, 2009, 2010, 2012, 2014, 2019

WNIT FINAL FOUR (2)

2009, 2014

WNIT CHAMPIONSHIP (1)

2009

COACHING CAREER

1989-91	Miami-Dade CC Kendall, Student Asst.
1991-92	Miami-Dade CC Kendall, Asst. Coach
1992-94	Sunset High School, Asst. Boy's Coach
1994-96	Barry University, Asst. Men's Coach
1996-99	Lourdes Academy (Miami), Head Coach
1996-99	Miami Suns AAU, Head Coach
1999-2000	Barry University, Asst. Coach
2000-present	USF, Head Coach

two tours of duty at the school. In his second stint, he served one year (1999-00) as the top assistant coach for the Buccaneers. Although it was just one season, Fernandez helped Barry record the second-most wins in the program's history as the Buccaneers posted a 22-8 record and the program's second-best slate ever in the Sunshine State Conference at 10-4. The team's 22 wins that season is still just one of three 20-wins campaigns for Barry

since the women's basketball team started competing during the 1988-89 season.

After graduating from Miami-Dade Kendall, Fernandez earned his bachelor's degree in physical education in 1994 from Florida International University. Along with his coaching duties at the beginning of his professional career, Fernandez also taught physical education at Miami's

Coral Reef Senior High School, Southwest Senior High School and Hialeah Middle School.

Fernandez and his wife, Tonya, live in Tampa with their daughters, Sydnie, Alex, Taylor, Brianna and Brooke.

JOSE FERNANDEZ YEAR-BY-YEAR

Year	School	Overall	Conf.	Postseason
2000-01	USF	4-24	1-15	-
2001-02	USF	14-13	4-10	-
2002-03	USF	7-20	2-12	-
2003-04	USF	14-15	7-7	WNIT First Round
2004-05	USF	21-11	9-5	WNIT Second Round
2005-06	USF	19-12	9-7	NCAA First Round
2006-07	USF	21-12	9-7	WNIT Second Round
2007-08	USF	16-16	5-11	WNIT First Round
2008-09	USF	27-10	8-8	WNIT Champions
2009-10	USF	15-16	6-10	WNIT First Round
2010-11	USF	12-19	3-13	-
2011-12	USF	19-16	8-8	WNIT Third Round
2012-13	USF	22-11	9-7	NCAA Second Round
2013-14	USF	23-13	13-5	WNIT Semifinals
2014-15	USF	27-8	15-3	NCAA Second Round
2015-16	USF	24-10	14-4	NCAA Second Round
2016-17	USF	24-9	11-5	NCAA First Round
2017-18	USF	26-8	13-3	NCAA First Round
2018-19	USF	19-16	7-9	WNIT Second Round
2019-20	USF	14-9	6-3	-
Totals	20 Seasons	368-268	159-152	



JOSE FERNANDEZ HEAD COACHING BREAKDOWN

Year	Overall	Home	Road	Neutral	Conf.	Postseason
2000-01	4-24	4-13	0-11	0-0	1-15	-
2001-02	14-13	9-6	5-7	0-0	4-10	-
2002-03	7-20	7-8	0-12	0-0	2-12	-
2003-04	14-15	9-6	5-8	0-1	7-7	0-2 (C-USA, WNIT)
2004-05	21-11	13-2	7-8	1-1	9-5	2-2 (C-USA, WNIT)
2005-06	19-12	12-3	5-7	2-2	9-7	0-2 (BIG EAST, NCAA)
2006-07	21-12	15-3	4-8	2-1	9-7	2-2 (BIG EAST, WNIT)
2007-08	16-16	11-7	3-8	2-1	5-11	1-2 (BIG EAST, WNIT)
2008-09	27-10	16-6	9-3	2-1	8-8	6-1 (BIG EAST, WNIT)
2009-10	15-16	9-8	5-7	1-1	6-10	0-2 (BIG EAST, WNIT)
2010-11	12-19	8-7	2-10	2-2	3-13	-
2011-12	19-16	11-3	4-7	4-6	8-8	3-2 (BIG EAST, WNIT)
2012-13	22-11	11-5	9-3	2-3	9-7	2-2 (BIG EAST, NCAA)
2013-14	23-13	13-8	9-5	1-0	13-5	5-2 (AAC, WNIT)
2014-15	27-8	13-3	9-3	5-2	15-3	3-2 (AAC, NCAA)
2015-16	24-10	15-1	6-6	3-3	14-4	3-2 (AAC, NCAA)
2016-17	24-9	10-4	8-2	6-3	11-5	2-2 (AAC, NCAA)
2017-18	26-8	13-1	8-3	5-4	13-3	2-2 (AAC, NCAA)
2018-19	19-16	11-5	5-6	3-5	7-9	3-2 (AAC, WNIT)
2019-20	14-9	12-1	2-4	0-4	6-3	-



TALE OF THE TAPE

THE TULANE SERIES

Series Record	USF leads series, 22-19
USF at home	Series tied, 11-11
USF at Tulane	USF leads, 9-8
USF at neutral site	USF leads, 2-0
First meeting	Feb. 3, 1992 (W, 71-58)
Last meeting	Jan. 25, 2020 (W, 63-56)
Last USF win	March 8, 2019 (W, 61-52)
Last Tulane win	Dec. 17, 2009 (76-72)
Current streak	USF, 13 wins

STATISTICAL COMPARISON

USF		TU
14-9 (6-3)	Overall Record (AAC Record)	12-11 (7-4)
39.9	Field Goal%	38.4
33.6	3-Pt. Field Goal%	32.4
68.8	Free Throw%	58.0
35.6	Oppt. Field Goal%	36.3
31.8	Oppt. 3-Pt. Field Goal%	28.3
66.4	Oppt. Free Throw%	62.1
42.6	Rebounding Avg.	38.9
+10.6	Rebounding Margin	-0.1
14.0	Assists/Gm.	13.9
17.0	Turnovers/Gm.	18.5
4.1	Blocks/Gm.	4.7
6.7	Steals/Gm.	7.8
66.2	Points/Gm.	61.0
56.9	Points Allowed/Gm.	59.7

USF CAREER STATS VS. TULANE

No.	Name	G	Ppg	Rpg	Apg
0	Pehadzic	4	15.0	4.7	1.0
1	Alvarez	-	-	-	-
2	Lazic	-	-	-	-
3	Harvey	4	15.0	2.0	1.5
4	Pinzan	4	6.5	3.0	4.2
5	Tsineke	1	14.0	1.0	2.0
12	Bermejo	-	-	-	-
20	Mununga	1	2.0	10.0	1.0
21	Leverett	6	4.3	6.3	0.7
22	Brabencova	1	11.0	2.0	1.0
23	Henshaw	8	8.1	8.5	1.6
31	Jordao	1	2.0	3.0	0.0
34	Serrat	-	-	-	-

BULLS' CAREER STARTS

No.	Name	16-17	17-18	18-19	19-20	Tot	GP
0	Pehadzic	-	0	23	9	32	65
1	Alvarez	-	-	-	8	8	15
2	Lazic	-	-	-	-	-	1
3	Harvey	-	-	24	7	31	45
4	Pinzan	-	-	15	15	30	49
5	Tsineke	-	-	-	13	13	18
12	Bermejo	-	-	-	-	-	15
20	Mununga	-	-	-	20	20	20
21	Leverett	-	0	24	3	27	83
22	Brabencova	-	-	-	14	14	21
23	Henshaw	24	19	21	13	77	124
31	Jordao	-	-	12	10	22	34
34	Serrat	-	-	-	-	-	-

TICKET & PROMOTION INFORMATION

■ For ticket questions or to purchase tickets, please visit USFBullsTix.com or call 1-800-Go-Bulls ... Single-game tickets are available; however; courtside seats are sold out for the 2019-20 season.

UP NEXT FOR USF

■ Following Tulane, the Bulls return to the Yuen-gling Center on Sunday, when they welcome No. 5 UConn (ESPN3/SNY) for its final time as a member of The American ... Game time is at 2 p.m.

■ USF will then hit the road for a two-game road stretch at UCF on Feb. 19 at 6 p.m. (ESPN3) and then at Memphis on Feb. 22 at 5 p.m. (ESPN3).

■ The Bulls will close out the month of February at home against East Carolina on Feb. 25 at 7 p.m. (ADN) and then SMU on Feb. 29 at 7 p.m. (BullsVision).

A QUICK LOOK AT THE BULLS

■ The Bulls lead, or are in the top five, in the American Athletic Conference in several statistical categories through games of Feb. 11:

Assist/Turnover Ratio	4th (0.82)
Total Assists	4th (322)
Assists Per Game	4th (14.0)
Total Blocked Shots	4th (94)
Blocked Shots Per Game	4th (4.1)
FG Percentage Defense	2nd (35.6)
Free Throw Percentage	4th (68.8)
Scoring Defense	2nd (56.9)
Scoring Margin	2nd (+9.3)
3-Point FG Made	2nd (179)
3-Pt FG Attempted	1st (533)
3-Pt FG Made Per Game	2nd (7.8)
3-Pt FG Made Percentage	3rd (33.6)
Total Rebounds	2nd (980)
Rebounds Per Game	2nd (42.6)
Rebounding Margin	1st (+10.6)
Offensive Rebounds Per Game	2nd (15.4)

■ In just 18 collegiate games, Elena Tsineke has made her presence felt for the Bulls after being cleared to play by the NCAA ... Tsineke missed the first five games of the season after being ruled ineligible by the NCAA ... Tsineke leads the team in scoring, averaging 12.7 points per game ... She has scored double figures in 13 of the 18 games she has played in, including career-high 25 points against

Temple on Feb. 9, and two 20-point efforts, at Temple on Jan. 16 and against Houston on Jan. 29 ... Tsineke was 8-for-18 (44.4 percent) from the field, including 3-for-7 (42.9 percent) from behind the arc, and a perfect 6-for-6 from the free-throw line against the Owls ... She also netted 19 points, twice, against Florida Gulf Coast on Nov. 29 in the Cancun Challenge and against Cincinnati in The American opener on Jan. 5 ... She is shooting 41.6 percent (79-for-190) from the field, including 34.5 percent (30-for-87) from behind the arc, and 88.9 percent (40-for-45) from the free-throw line.

■ Bethy Mununga comes into Thursday's game averaging just shy of a double-double in the 20 games she has played this season ... She missed three games - Idaho, Mississippi State and UNLV - with a hamstring injury ... Her 10.0 points per game and 9.5 rebounds per outing are third and first on the team, respectively, and her rebounds per game average is second in The American, through Feb. 11 ... She has scored in double figures in 12 of the 20 games she has played in, including career highs of 16 points at Baylor (Nov. 19), against Brown (Dec. 30) and Cincinnati (Jan. 3) ... She's shooting 50.6 percent (82-for-162) from the field on the year.

■ Mununga has recorded a double-double in seven of the 20 games she has played in ... She has grabbed double-digit rebounds in 10 games this season.

■ Freshman Maria Alvarez - lost for the season with a knee injury suffered against Cincinnati on Jan. 5 - was third on the team, averaging 8.8 points per game, and second in assists, dropping 3.3 dimes per game, through her last game against Cincinnati ... She had a career afternoon, pouring in 20 points against VCU on Nov. 15 ... Alvarez posted a 14-point effort against Idaho on Dec. 15, with 12 of her 14 points coming in the fourth quarter on 4-for-4 shooting ... She hit back-to-back threes in the last two minutes of the game to secure the win.

■ Alvarez's 34 three-point field goals made were third in The American and 67th in the nation at the time of her injury on Jan. 5.

■ Sydney Harvey is back to her old self after missing the first 10 games of the season due to a leg injury ... Harvey is second on the team in scoring, averaging 12.2 points per game, and has scored dou-

USF WEEKLY MEDIA PLANNER

MON. 10	TUE. 11	WED. 12	THURS. 13	FRI. 14	SAT. 15	SUN. 16
Off	Practice, 12:45-4 p.m.	Practice, 12-2 p.m. Depart for New Orleans	at Tulane, 8 p.m. ET Return to Tampa	Practice, 12:25-2:15 p.m.	Practice, 3-5 p.m.	vs. UConn, 2 p.m.

ble figures in seven of the last nine games played ... She set a career high for three-point shots made in a game with seven against Temple (7-for-8) en route to a career-high tying 25 points on Feb. 9 ... Harvey had a near perfect offensive night shooting 7-for-10 (70.0 percent) from the field and 4-for-4 from the free-throw line to go along with her performance from long range.

■ Elisa Pinzan posted a career high tying 23-point effort against UCF on Jan. 19 ... She shot 53.3 percent (8-for-15) from the field and 58.3 percent (7-for-12) from behind the three-point arc ... She set career-highs with eight field goals and seven three-point shots made against the Knights ... Pinzan also had a previous season-high 14 points against No. 2/2 Baylor on Nov. 19 on 5-for-14 (32.7 percent) shooting from the field, and 4-of-7 (57.1 percent) from behind the arc ... Despite missing five games - Idaho, Mississippi State, UNLV, Brown and Cincinnati - due to an ankle injury, she continues to lead the team in assists per game, and is currently dishing out 4.9 per game, which is tops in The American ... Pinzan has handed out six or more assists in six of the past nine games - dating back to Alabama State on Dec. 6 - and in five-of-eight since returning from her ankle injury at Tulsa on Jan. 19.

■ Tamara Henshaw, second on the team in rebounding, comes into the Tulane game with 850 career rebounds, following her five-rebound effort against Temple on Feb. 9 ... She has recorded double-figure rebounds in two of the last three games ... She reached the 800-rebound plateau with her seven boards against Cincinnati on Jan. 5 ... Against Houston, Henshaw moved past Nalini Miller (2003-07) into seventh all-time at USF ... Next up is Jessica Lawson (2007-10), in sixth on the all-time list with 863.

■ Henshaw is 10th in the AAC in rebounds per game, grabbing 7.1 per outing, through Feb. 11.

■ Kristyna Brabencova is averaging 7.8 points per game on the year and 3.7 rebounds per contest ... She missed the Cincinnati game on Feb. 2 and the Temple game on Feb. 9 due to a sprained ankle suffered against Houston (Jan. 29) ... She has scored double figures in eight games this season, in five of her last eight played, and seven of her last 12 ... Her double-figure outing at Tulsa on Jan. 12, was a career-high 17 points performance on 6-for-9 shooting (66.7 percent), including 2-for-3 (66.7 percent) from long range, and a perfect 2-for-2 from the line.

SCOUTING TULANE

■ Tulane comes into its game with USF with a 12-11 record and a 7-4 mark in The American after its tough 64-62 loss at Memphis on Feb. 4 ... The setback was the second straight for the Green Wave after winning eight of nine games, which included eight consecutive victories ... The eight game streak was snapped by the Bulls on Jan. 25, 63-56.

■ The Green Wave has two players averaging in double figures in the scoring column, in Krystal Freeman and Arsula Clark, netting 14.3 and 11.7 points per game, respectively ... In addition, Tulane has three players averaging 6.3 points per game or better ... Freeman is also grabbing a team high 7.7 rebounds per game.

THE SERIES AGAINST THE GREEN WAVE

■ Thursday will mark the 42nd meeting between USF and Tulane, with the Bulls holding a slight 22-19 series lead, dating back to Feb. 3, 1992 ... USF has won 13 straight, and 16 of the last 17 games played ... The Bulls are 9-8 against the Green Wave in New Orleans.

2019-20 USF STARTING LINEUPS

Forward	Forward	Forward/Center	Guard	Guard	W-L
Mununga	Brabencova	Henshaw	Pinzan	Pehadzic	1-0
Mununga	Brabencova	Jordao	Pinzan	Pehadzic	1-0
Mununga	Septe	Henshaw	Pinzan	Pehadzic	1-0
Mununga	Brabencova	Jordao	Pinzan	Pehadzic	1-0
Mununga	Alvarez	Jordao	Pinzan	Pehadzic	0-1
Mununga	Alvarez	Henshaw	Pinzan	Pehadzic	1-0
Mununga	Brabencova	Henshaw	Pinzan	Pehadzic	0-1
Mununga	Septe	Leverett	Pinzan	Tsineke	1-1
Mununga	Brabencova	Henshaw	Alvarez	Tsineke	1-1
Jordao	Pehadzic	Henshaw	Alvarez	Tsineke	1-1
Jordao	Brabencova	Henshaw	Alvarez	Harvey	0-1
Mununga	Brabencova	Henshaw	Alvarez	Harvey	1-0
Mununga	Brabencova	Henshaw	Tsineke	Harvey	1-1
Mununga	Brabencova	Henshaw	Pinzan	Harvey	0-1
Mununga	Brabencova	Jordao	Pinzan	Tsineke	3-0
Mununga	Harvey	Jordao	Pinzan	Tsineke	0-1
Mununga	Harvey	Leverett	Pinzan	Tsineke	1-0

USF WHEN ...

Leading at halftime	12-2
Trailing at halftime	2-7
Tied at halftime	0-0
Overtime	0-0
USF shoots 50% or better from field	1-0
USF shoots 40-49% from field	9-1
USF shoots under 40% from field	4-8
Opp. shoots 50% or better from field	0-0
Opp. shoots 40-49% from field	3-4
Opp. shoots under 40% from field	11-5
USF outrebounds opponent	14-8
Opp. outrebounds USF	0-1
Tied in rebounds	0-0
USF records 10 or more steals	2-2
USF records 15 or more assists	6-1
USF commits less than 15 turnovers	9-1
USF commits 15 or more turnovers	5-8
USF commits less turnovers than opp.	7-0
USF commits more turnovers than opp.	7-8
USF shoots 70% or better from the line	6-4
USF shoots under 70% from the line	8-5
USF scores 59 points or less	1-5
USF scores between 60-69 points	5-3
USF scores between 70-79 points	5-1
USF scores between 80-89 points	2-0
USF scores between 90-99 points	1-0
USF scores more than 100 points	0-0
Two or less Bulls score in double figures	3-6
Three Bulls score in double figures	5-3
Four or more Bulls score in double figures	6-0
USF plays at Yuengling Center	12-1
USF plays on the road	2-4
USF plays at a neutral site	0-4
Playing in November	5-4
Playing in December	3-2
Playing in January	5-2
Playing in February	1-1
Playing in March	0-0
Playing on Saturday	1-2
Playing on Sunday	5-2
Playing on Monday	1-0
Playing on Tuesday	2-1
Playing on Wednesday	2-0
Playing on Thursday	0-3
Playing on Friday	3-1
Playing during the afternoon	9-7
Playing during the evening	5-2
Games decided by three points or less	1-1
Games decided by four to 10 points	5-4
Games decided by 11-20 points	1-3
Games decided by more than 20 points	6-1

SCORING MARGINS

Points: Margin of victory										
1	2	3	4	5	6	7	8	9	10+	
-	-	1	-	-	1	2	1	-	9	

Points: Margin of defeat										
1	2	3	4	5	6	7	8	9	10+	
-	-	1	1	1	-	1	-	-	5	

A LOOK AT THE AMERICAN

AMERICAN ATHLETIC CONFERENCE STANDINGS (THROUGH FEB. 11)

	AAC	Pct.	Over.	Pct.
UConn	10-0	1.000	20-3	.870
Tulane	7-3	.700	12-11	.522
Cincinnati	6-3	.667	15-7	.682
USF	6-3	.667	14-9	.609
UCF	5-4	.556	13-8	.619
Temple	5-5	.500	13-10	.565
Wichita State	5-5	.500	13-10	.565
Houston	5-5	.500	12-12	.500
SMU	4-7	.364	10-13	.435
Memphis	3-7	.300	12-11	.522
ECU	2-8	.200	5-18	.217
Tulsa	1-9	.100	6-17	.261

PRESEASON POLL

1. UConn (11)	7. Tulane
2. USF	8. Memphis
T3. UCF (1)	9. Wichita State
T3. Cincinnati	10. Tulsa
5. Houston	11. ECU
6. Temple	12. SMU

UPCOMING AAC SCHEDULE (ALL TIMES ARE EASTERN)

February 13

USF at Tulane 8 p.m.

February 15

Cincinnati at UCF 2 p.m.

Houston at Temple 2 p.m.

ECU at Memphis 3 p.m.

SMU at Tulsa 3 p.m.

February 16

UConn at USF 2 p.m.

Wichita State at Tulane 3 p.m.

February 18

Cincinnati at Houston 8 p.m.

February 19

Memphis at Temple 12 p.m.

USF at UCF 6 p.m.

Tulane at UConn 7 p.m.

Tulsa at ECU 7 p.m.

SMU at Wichita State 7:30 p.m.

February 22

UCF at UConn 1 p.m.

Temple at ECU 1 p.m.

Houston at SMU 3 p.m.

USF at Memphis 5 p.m.

February 23

Wichita State at Tulsa 3 p.m.

Tulane at Cincinnati 4 p.m.

February 25

ECU at USF 7 p.m.

USF all-time against Tulane

2/3/92	H	W, 71-58
2/22/92	A	L, 83-62
1/23/93	A	L, 89-72
2/27/93	H	L, 89-69
2/5/94	H	W, 81-71
2/11/94	A	W, 77-73
3/8/94	H	L, 76-70
1/29/95	A	L, 74-58
2/17/95	H	L, 73-67
3/8/95	H	L, 67-62
1/12/96	H	L, 81-58
2/18/96	A	L, 76-45
1/17/97	A	L, 87-48
2/23/97	H	W, 80-71
1/4/98	A	L, 70-39
2/16/98	H	L, 55-52
1/1/99	H	W, 70-67
2/14/99	A	L, 99-60
1/23/00	H	L, 84-78
2/12/00	A	L, 87-66
1/12/01	H	L, 67-38
2/9/01	H	L, 70-52
1/20/02	A	W, 69-64
2/14/03	H	L, 87-55
2/22/04	H	W, 77-60
2/11/05	A	W, 65-61
12/30/08	A	W, 80-66
12/17/09	H	L, 76-72

MISCELLANEOUS USF STATISTICS

Double Figure Scorers

Elene Tsineke	13
Bethy Mununga	12
Kristyna Brabencova	8
Maria Alvarez	7
Sydni Harvey	7
Elisa Pinzan	5
Enna Pehadzic	4
Tamara Henshaw	3
Shae Leverett	3
Christina Bermejo	1

Double-Doubles

Bethy Mununga	7
Shae Leverett	1
Tamara Henshaw	1

Games Leading (Sharing) Scoring Honors

Elene Tsineke	6 (1)
Maria Alvarez	4
Enna Pehadzic	3
Elisa Pinzan	2
Bethy Mununga	1 (1)
Sydni Harvey	1 (1)
Shae Leverett	(2)
Kristyna Brabencova	(1)
Tamara Henshaw	(1)

Games Leading (Sharing) Rebounding Honors

Bethy Mununga	15 (1)
Tamara Henshaw	4 (2)
Shae Leverett	2 (2)

1/4/15	A	W, 53-40
1/25/15	H	W, 64-45
3/8/15	N	W, 78-69
1/13/16	A	W, 71-67
2/9/16	H	W, 77-65
1/4/17	A	W, 62-53
2/12/17	H	W, 66-56
12/31/17	H	W, 75-46
2/3/18	A	W, 63-53
1/19/19	H	W, 73-46
2/6/19	A	W, 50-45
3/8/19	N	W, 61-52
1/25/20	H	W, 63-56

LAST TIME OUT

■ USF turned in its most complete game of the season as the Bulls dominated Temple en route to an impressive 99-51 win over the Owls on Feb. 9 ... The Bulls' 99 points is the second-most scored by an American Athletic Conference team this season and the most scored in an AAC game.

■ Elena Tsineke poured in a career-high 25 points, with 21 points coming in the first half, and Sydni Harvey tied her career best, equaling Tsineke with 25 points ... Tsineke was 8-for-18 from the floor, 3-for-7 from behind the arc, and a perfect 6-for-6 from the free-throw line, while Harvey had a near perfect offensive performance shooting 7-for-10 from the field, including 7-for-8 from long range, and 4-for-

USF'S LARGEST IN 2019-20

Lead	51, 2X, last vs. Temple (73-22)
Deficit	25 vs. Mississippi State (86-61)
Margin of victory	51 vs. Alabama State (80-29)
Margin of defeat	25 vs. Mississippi State (86-61)
Halftime lead	42, vs. Temple (58-16)
Halftime deficit	10 vs. Mississippi State (47-37)
Deficit in win	10 vs. Idaho (13-3)
Halftime deficit in win	5 vs. Brown (33-28)
Lead in loss	13 at Cincinnati (32-19)
Halftime lead in loss	9 at Cincinnati (32-23)

USF: HOME, ROAD & NEUTRAL

Category	Home	Road	Neutral
Record	12-1	2-4	0-4
Field Goal%	42.1	37.8	35.6
3-Pt. Field Goal%	37.0	31.9	26.3
Free Throw%	70.4	65.7	67.4
Oppt. Field Goal%	32.4	36.1	45.2
Oppt. 3-Pt. Field Goal%	29.4	31.8	38.6
Oppt. Free Throw%	69.3	65.7	63.6
Rebounding Avg.	44.3	40.0	41.0
Rebounding Margin	+12.2	+9.5	+7.0
Assists/Gm.	15.5	12.2	12.0
Turnovers/Gm.	14.1	21.2	20.5
Blocks/Gm.	3.8	4.7	4.0
Steals/Gm.	6.8	7.2	6.3
Points/Gm.	72.4	57.0	59.8
Points Allowed/Gm.	51.1	58.3	73.8

4 from the line ... Harvey's seven three-point shots made marked a single-game career-high.

■ The Bulls jumped out to a 26-8 lead at the end of the first quarter and then started the second on a 21-0 run, taking a 58-16 lead into the locker room at the break ... The Green and Gold outscored the Owls 32-8 in the second quarter ... The Bulls' 58 first half points tied for the 14th most scored in a half in program history, with a big chunk of that coming from the hands of Tsineke who surpassed her career-high in the first half.

■ USF rotated its lineup freely in the second half as all nine players that saw the court found their way into the scoring column ... The Bulls finished the game shooting season highs of 57.4 percent (35-for-61) from the field, 52 percent (13-for-25) from behind the arc, and 94.1 percent (16-for-17) from the charity stripe. USF's free-throw percentage is tied for the sixth best in school history for a single game.

■ In addition to Tsineke and Harvey, Bethy Mununga joined the backcourt duo in double figures with 13 points to go along with a game-high eight rebounds.

SYDNI HARVEY, ELENA TSINEKE SWEEP AAC WEEKLY POW HONORS

■ Sydni Harvey and Elena Tsineke were named the American Athletic Conference Player of the Week and Freshman of the Week, respectively, for the week ending Feb. 9, when the league announced its awards on Feb. 10 ... It marks the second player of the week honor of the season for Tsineke and the first for Harvey.

■ Harvey recorded one of the best games of her collegiate career in USF's lone game of the week, a dominating 99-51 win over Temple on Feb. 9 ... She poured in a career-high tying 25 points in what was a near perfect offensive performance, shooting 7-for-10 (70 percent) from the field, including 7-for-8 (87.5 percent) from behind the three-point arc, and a perfect 4-for-4 from the free-throw line ... Her seven made treys made marked a career high ... In addition, Harvey had two assists, two steals, one rebound and zero turnovers in just 28 minutes of play ... On the year, Harvey is second on the team in scoring, averaging 12.2 points per game.

■ Not to be outdone, Tsineke recorded the best game of her collegiate career against the Owls, netting a career-high 25 points, with 21 coming in the first half ... She surpassed her career-high of 20 – set two times previously – in the first 20 minutes of the contest ... Tsineke was 8-for-18 (44.4 percent) from the field, 3-for-7 (42.9 percent) from behind the three-point arc, and a perfect 6-for-6 from the charity stripe ... She also had four assists and three rebounds in a career-high 38 minutes of action ... This season, Tsineke leads the Bulls in scoring, averaging 12.7 points per game.

USF's 2019-20 Weekly AAC Honorees

Enna Pehadzic _____ Player of the Week (Nov. 11)
 Maria Alvarez _____ Freshman of the Week (Nov. 18)
 Bethy Mununga _____ AAC Honor Roll (Nov. 18)
 Bethy Mununga _____ AAC Honor Roll (Nov. 25)
 Maria Alvarez _____ AAC Honor Roll (Dec. 9)
 Maria Alvarez _____ AAC Honor Roll (Dec. 16)
 Shae Leverett _____ AAC Honor Roll (Dec. 16)
 Bethy Mununga _____ AAC Honor Roll (Dec. 31)
 Elena Tsineke _____ Freshman of the Week (Jan. 6)
 Kristyna Brabencova _____ Freshman of the Week (Jan. 13)
 Sydni Harvey _____ AAC Honor Roll (Jan. 13)
 Bethy Mununga _____ AAC Honor Roll (Jan. 27)
 Sydni Harvey _____ AAC Player of the Week (Feb. 9)
 Elena Tsineke _____ Freshman of the Week (Feb. 9)

TAMARA HENSHAW NAMED TO DUEL IN THE DESERT ALL-TOURNAMENT TEAM

■ Senior forward Tamara Henshaw was named to the Duel in the Desert All-Tournament Team, after her performance in the two-game event, Dec. 19-21.

■ Despite averaging just 7.0 points per game against No. 15 Mississippi State and UNLV, Henshaw was a force on the boards grabbing 11.5 rebounds per contest, in addition to 1.5 steals and 1.0 blocked shots per outing ... She pulled down 10 rebounds to go along with six points against the Bulldogs in the tournament opener, along with two steals ... Against the Lady Rebels, Henshaw grabbed 13 rebounds and netted eight points.

ELENA TSINEKE NAMED TO CANCUN CHALLENGE ALL-TOURNAMENT TEAM

■ After just four collegiate games, freshman Elena Tsineke was named to the Cancun Challenge All-Tournament Team for her efforts in the three-game event, Nov. 28-30.

GETTING SOCIAL WITH THE BULLS

■ Fans are encouraged to follow @USFWBB on Twitter, and "Like" USF women's basketball on Facebook (www.Facebook.com/USFwomensbasketball) for the latest Bulls' basketball news ... Follow all of USF's athletic teams on Twitter (@USFAthletics), Facebook (Facebook.com/USFAthletics), YouTube (BullsVision), and Instagram (USFAthletics).

TOP 25 RANKINGS

ASSOCIATED PRESS (as of Feb. 10)

1.	South Carolina (27)	22-1
2.	Baylor (3)	21-1
3.	Oregon	22-2
4.	NC State	22-1
5.	UConn	20-2
6.	Mississippi State	22-3
7.	UCLA	21-2
8.	Stanford	21-3
9.	Louisville	21-3
10.	Maryland	20-4
11.	Oregon State	19-5
12.	Arizona	19-4
13.	DePaul	22-3
14.	Florida State	20-4
15.	Gonzaga	23-2
16.	Texas A&M	18-5
17.	Iowa	20-4
18.	Kentucky	18-5
19.	Northwestern	19-3
20.	Indiana	19-6
21.	South Dakota	22-2
22.	Arizona State	16-8
23.	Arkansas	19-5
24.	Missouri State	20-3
25.	Tennessee	17-6

Also Receiving Votes: Princeton, TCU, **Florida Gulf Coast**, LSU, Stony Brook, Central Michigan, Fresno State.

USA TODAY/WBCA COACHES POLL (as of Feb. 11)

1.	South Carolina (17)	23-1
2.	Baylor (12)	21-1
3.	Oregon (3)	22-2
4.	NC State	22-1
5.	Mississippi State	22-3
6.	UConn	20-3
7.	Stanford	21-3
8.	UCLA	21-2
9.	Louisville	21-3
10.	Maryland	20-4
11.	Oregon State	19-5
12.	Arizona	19-4
13.	DePaul	22-3
14.	Florida State	20-4
15.	Gonzaga	23-2
16.	South Dakota	22-2
17.	Missouri State	20-3
18.	Texas A&M	18-5
19.	Kentucky	18-5
20.	Iowa	20-4
21.	Northwestern	20-3
22.	Florida Gulf Coast	24-2
23.	Indiana	19-6
24.	Arizona State	16-8
25.	Princeton	17-1

Also Receiving Votes: Arkansas, Tennessee, TCU, LSU, Stony Brook, Central Michigan, Troy, Fresno St.

■ Tsineke averaged 11.7 points per game and 2.3 rebounds per outing – against South Dakota State, Florida Gulf Coast and Notre Dame – in the Cancun Challenge ... She shot 11-27 (40.7 percent) from the floor, 6-17 (35.3 percent) from behind the arc, and 7-8 (87.5 percent) from the charity stripe ... She scored double figures in two of the three outings, including a career-high 19 points Florida Gulf Coast on 5-for-9 (55.6 percent) shooting from the field, 2-for-4 (.500) from three-point range, and a near perfect 7-for-8 (87.5 percent) from the free-throw line ... She also had two assists and two steals against the Eagles ... She followed that up the next morning with 12 points and four rebounds against 2019 NCAA national runner-up Notre Dame.

NEW LOOK BULLS

■ USF has seven players returning from last year's roster, including two preseason AAC All-Conference selections - Enna Pehadzic and Sydni Harvey - however it also welcomes six new additions.

■ The Bulls added five incoming freshmen in Maria Alvarez, Mihaela Lazic, Elana Tsineke, Cristina Bermejo and Kristyna Brabencova, in addition to tow-time NJCAA All-American, Bethy Mununga.

CLEANING THE GLASS

■ USF, the American Athletic Conference leader in rebounding a year ago, got on the glass early and often in the season opener against Jacksonville on Nov. 5 ... The Bulls pulled down 63 rebounds against the Dolphins which is second in The American through Feb. 11, and tied for 13th most in the nation.

■ In addition, the 63 boards is tied for the eighth most in program history in a single game, and the most since grabbing 67 against Houston Baptist on Nov. 12, 2017.

■ USF's 63 total rebounds mark only the fifth time since 2000 that it has grabbed 62-or-more rebounds in a game ... The single game record is 76 set against Rollins on Nov. 8, 1980.

■ USF followed up its 63 rebound effort with 52 against Howard on Nov. 12 ... USF also grabbed 53 rebounds against Alabama State on Dec. 6, and 51 against Idaho on Dec. 15, in back-to-back games.

■ Despite USF totaling its second fewest rebounds of the season against No. 2/2 Baylor, the Bulls found themselves outrebounding the Bears, 35-33, including 15-10 on the offensive boards.

■ The Bulls lost the battle of the boards for the first time - and only time - this season, against UCF on Jan. 19, when the Knights held a 44-32 rebounding advantage ... USF is outrebounding the opposition, this season, 980-736 (42.6-32.0).

THE BULLS HAVE BEEN TREYMENDOUS

■ USF has had the hot hand from behind the three-point arc this season, hitting 179 treys in its 23 games ... The Bulls come into the Tulane game second in The American in three-point field goals made, through Feb. 11, and 43rd in the nation ... USF has hit double-digit threes six times this season, and in three of the last six games.

Games with double-digit three-point FGM

17	Alabama State (Dec. 6)
13	Temple (Feb. 9)
10	Tulane (Jan. 25)
10	UCF (Jan. 19)
10	VCU (Nov. 15)
10	Jacksonville (Nov. 5)

■ Against Alabama State on Dec. 6, USF was on fire from behind the arc, hitting 17 treys, the second most in school history, behind only the 21 made against Southern on Dec. 15, 2017 ... The 17 made is tied for the 10th most in the nation this season through Jan. 30.

■ The Bulls hit the second most threes in a game this season, netting 13 against Temple on Feb. 9.

■ Despite now being out for the season with a knee injury, Maria Alvarez was a perfect 4-for-4 from behind the arc against Idaho with all four coming in the fourth quarter, leading the Bulls' come-from-behind win.

DOUBLE DIPPING

■ USF newcomer Bethy Mununga has gotten her career in the Green and Gold off to an impressive start ... The two-time NJCAA All-American has recorded seven double-doubles in her first 20 games with the Bulls ... Most recently, Mununga netted 13 points and grabbed a career-best 15 rebounds at Wichita State, on Jan. 22.

■ Included in her seven double-doubles is a career-high tying 16 points, along with 12 boards against No. 2/2 Baylor on Nov. 19.

■ In addition to Mununga, Shae Leverett and Tamara Henshaw are the only other players on the roster to record a double-double this year ... Leverett posted a 12-point, 13-rebound effort against Saint Francis (Pa.), on Nov. 24, for her first of the season and the sixth of her career, while Henshaw scored 15 points and grabbed 10 rebounds against Brown on Dec. 30 for the 11th of her career.

2019-20 USF double-doubles

Mununga	Jan. 22 at Wichita State (13 pts./15 rbs.)
Mununga	Dec. 30 vs. Brown (16 pts./14 rbs.)
Henshaw	Dec. 30 vs. Brown (15 pts./10 rbs.)
Mununga	Nov. 28 vs. South Dakota State (15 pts./12 rbs.)
Leverett	Nov. 24 vs. St. Francis (Pa.) (12 pts./13 rbs.)
Mununga	Nov. 19 vs. No. 2/2 Baylor (16 pts./12 rbs.)
Mununga	Nov. 15, 2019 vs. VCU (14 pts./12 rbs.)
Mununga	Nov. 12 vs. Howard (14 pts./11 rbs.)
Mununga	Nov. 5 vs. Jacksonville (11 pts./12 rbs.)

LACING 'EM UP AGAINST THE BEST

■ During 2019-20, the Bulls will battle through their usual daunting schedule featuring 12 teams that advanced to either the NCAA Tournament (8) or the WNIT (4).

■ In addition to the eight teams that advanced to the NCAA Tournament that dot USF's schedule, the Bulls will face three of the four No. 1 seeds from last season's "Big Dance" ... USF will play the two teams that played for the national championship – in Tampa at Amalie Arena – when the Bulls travel to Baylor (Nov. 19) and then face Notre Dame (Nov. 30) in the Cancun Challenge ... In addition, USF will take on Mississippi State (Dec. 19) in the Duel in the Desert in Las Vegas, along with its annual AAC home-and-home with UConn (Feb. 16, March 2).

2019-20 USF HONORS

Maria Alvarez

- AAC Freshman of the Week (Nov. 18)
- AAC Weekly Honor Roll (Dec. 9)
- AAC Weekly Honor Roll (Dec. 16)

Kristyna Brabencova

- AAC Weekly Honor Roll (Jan. 16)

Sydni Harvey

- AAC Weekly Honor Roll (Jan. 13)
- AAC Player of the Week (Feb. 10)

Tamara Henshaw

- Duel in the Desert All-Tournament Team (Dec. 21)

Shae Leverett

- AAC Weekly Honor Roll (Dec. 16)

Bethy Mununga

- AAC Weekly Honor Roll (Nov. 18)
- AAC Weekly Honor Roll (Nov. 25)
- AAC Weekly Honor Roll (Dec. 30)
- AAC Weekly Honor Roll (Jan. 27)

Enna Pehadzic

- AAC Player of the Week (Nov. 11)
- College Madness AAC Player of the Week (Nov. 11)
- Preseason All-AAC

Elisa Pinzan

- ESPN SportsCenter Top 10 play, No. 7 (Feb. 10)

Elena Tsineke

- Cancun Challenge All-Tournament Team (Nov. 30)
- AAC Freshman of the Week (Jan. 6)
- AAC Freshman of the Week (Feb. 10)

■ USF also faces Texas (Nov. 8) at home, South Dakota State (Nov. 28) and Florida Gulf Coast (Dec. 29) in Cancun, and UCF (Jan. 19, Feb. 19).

HOME, SWEET HOME

■ To say that USF has defended their home court over the last five-plus seasons - 89 games - is an understatement ... The Green and Gold have dropped just 15 games (74-15), since the beginning of the 2014-15 season, including four or fewer losses five times during that stretch.

Seasons with four or fewer home losses since the beginning of the 2014-15 season

2019-20	12-1
2017-18	13-1
2016-17	10-4
2015-16	15-1
2014-15	13-3

■ USF has also proven to be one of the elite teams in The American, and to do that you need to win games at home ... The Bulls are 35-12 in AAC games at home, and were 29-5 prior to the 2018-19 season.

■ Games at the Yuengling Center are no vacation for nonconference foes when they come to Tampa ... Over the last five-plus seasons, the Bulls have posted a 36-2 record in nonconference games at home, which includes this seasons wins over Jacksonville (70-39), No. 15/15 Texas (64-57), Howard (82-53), VCU (77-55), Saint Francis (Pa.) (62-23), Alabama State (80-29), Idaho (67-64) and Brown (Dec. 30) ... USF has won 21 straight nonconference games, and 33 of its last 34, with the only loss coming to Louisville during the 2016-17 season.

■ During the last five-plus years, the likes of Oklahoma, LSU, Louisville, Penn State, Oklahoma State, St. John's, and this season Texas, have visited USF for non-conference tilts.

PRIMED FOR THE POSTSEASON

■ USF made 15 postseason tournament appearances and had six NCAA Tournament berths in head coach Jose Fernandez's previous 19 seasons ... The all-time winningest coach in program history, he has guided USF to nine 20-win seasons, two WNIT final four appearances, the 2009 WNIT championship and won more than 350 games.

BULLS SHINE ON THE INTERNATIONAL STAGE

■ Before the team's preparation for the 2019-20 season, five Bulls showcased their talent on the world stage at the FIBA U20 Women's European Championship and 2019 Women's Pan American Games over the summer.

■ USF was represented well in Klatovy, Czech Republic and Prishtina, Kosovo at the FIBA U20 Women's European Championships with four Bulls competing for four different countries - freshman wing Kristyna Brabencova (Czech Republic), sophomore center Beatriz Jordao (Portugal), sophomore point guard Elisa Pinzan (Italy) and freshman guard Elena Tsineke (Greece) ... Pinzan earned team bragging rights as she, and her Italian teammates, took home the gold, defeating Russia, 70-67.

■ Freshman guard Maria Alvarez (Bal Harbour, Fla.) played for the Colombia senior national team at the 2019 Pan American Games in August in Lima, Peru ... It's been a busy stretch of basketball for Alvarez, who averaged 12 points, 4.4 rebounds and a team-best 3.1 assists in seven games for Colombia at the FIBA U19 Women's Basketball World Cup in July in Thailand.

PEHADZIC, HARVEY EARN '18-19 ALL-AAC KUDOS

■ The Bulls welcome back two players that earned AAC all-conference honors at the conclusion of the 2018-19 season, in redshirt junior guard Enna Pehadzic and freshman Sydney Harvey.

■ Pehadzic averaged 12.1 points per game and 15.4 points per outing in The American ... Against East Carolina on Feb. 20, 2019, Pehadzic poured in a career-high 35 points, the second highest point total by any AAC player during the 2018-19 campaign ... Pehadzic also earned AAC All-Tourney honors.

■ Joining Pehadzic was Harvey, who was named to the AAC All-Freshman team after her rookie campaign ... Harvey averaged 11.7 points per outing and made an immediate impact for the Bulls ... She poured in a career-high 25 points against Tulane on Jan. 19, 2019, and was twice named the Freshman of the Week ... She also owns two AAC Honor Roll awards and was named to the Paradise Jam Tournament All-Star Team after her 52-point burst in the U.S. Virgin Islands.

A SOLID FRONT COURT RETURNS FOR USF

■ Returning this season for the Bulls in the frontcourt is a trio of players - Beatriz Jordao, Shae Leverett and Tamara Henshaw - that made noise in The American, or early on in the year, before the injury bug hit.

■ Henshaw, the Bulls' lone senior, is expected to continue being a force inside ... She averaged 6.5 points per game but was a real problem on the glass for the opposition, grabbing a team leading 8.1 rebounds per outing which ranked fourth in the AAC ... In addition, she grabbed 10.3 rebounds per contest in AAC games, which was tops in the conference.

■ Leverett, a redshirt junior center, averaged 7.4 points and 7.5 rebounds per contest, which was good enough for second on the team ... She recorded eight double-figure scoring performances and grabbed double-digit rebounds seven times ... Leverett also rejected 1.6 blocks per game, good enough for third in The American, and 2.6 rejections per outing in conference action which led the league.

■ Jordao, a sophomore center, averaged 11.3 points, 5.7 rebounds and 1.9 blocks per game before suffering a season-ending injury after just 12 games ... She started her career with a bang, recording a double-double at Ohio State on Nov. 6, 2018, with 17 points and 10 rebounds.

USF PICKED 2ND IN AAC PRESEASON POLL

■ USF was picked second in the preseason American Athletic Conference Poll, it announced on Oct. 14.

USF WOMEN'S HOOPS INVITED TO PLAY IN BAD BOY MOWERS BATTLE 4 ATLANTIS

■ The University of South Florida women's basketball team has been invited to take part in the inaugural Bay Boy Mowers Battle 4 Atlantis tournament in Paradise Island, Bahamas at the Atlantis Paradise Island Hotel.

The tournament will be held Nov. 21-23, 2020, immediately preceding the men's tournament that runs each year through the Thanksgiving holiday as one of the premier events on the early college basketball schedule.

"Just like every year, we want to give ourselves great opportunities to play quality opponents in November and December," said USF head coach Jose Fernandez. "We are very excited to take part in the first Battle 4 Atlantis for women."

The Bulls will be joined by a host of collegiate women's basketball powers, including current No. 3 Oregon, No. 6 South Carolina, Syracuse, Central Michigan, Marquette, Minnesota and Oklahoma. Opponents, game times and additional tournament details will be announced at a later date.



■ The Bulls, who earned 107 points, were selected behind only UConn (121), which enters its final season in The American. UCF (96) and Cincinnati (96) are tied for third while Houston (81) rounds out the top five teams in the preseason poll. Temple (68), Tulane (59), Memphis (42) and Wichita State (37) were slotted sixth through ninth, respectively, with Tulsa (33), East Carolina (31) and SMU (21) rounding out the bottom three teams.

ELENA TSINEKE NOTES

■ Elena Tsineke has had a great start to her collegiate career after being cleared to play by the NCAA - on Nov. 20 - and missing the first five games of the year ... She currently leads the team in scoring, averaging 12.7 points per contest ... She is shooting 41.6 percent (79-for-190) from the field, including 34.5 percent (30-for-87) from behind the three-point arc, and an impressive 88.9 percent (40-for-45) from the charity stripe.

■ The freshman from Greece is a two-time American Athletic Conference Freshman of the Week (Jan. 6 and Feb. 10).

■ Tsineke has scored double figures in 12 of her last 16 games played, and in 13 of the 18 games she has played in wearing the Green and Gold ... She logged career-high 25 points in the Bulls' rout over Temple on Feb. 9, shooting 44.4 percent (8-for-18) from the field, 42.9 percent (3-for-7) from behind the three-point arc, and an impressive 88.9 percent (40-for-45) from the free-throw line, to go along with four assists ... She surpassed her previous career best when she had two 20-point efforts at Temple on Jan. 16 and on Jan. 29 against Houston ... She was 7-for-15 (46.7 percent) from the field, including 4-for-7 (57.1 percent) from behind the arc, and a perfect 2-for-2 from the free-throw line against the Owl's in the first meeting of the year, and 9-for-19 (41.9 percent) from the floor against the Cougars.

■ Tsineke dropped in a game high 13 points, in 21 minutes, on 4-for-8 (50.0 percent) shooting from the field, 1-for-2 (50.0 percent) from three-point range, and 4-for-5 (80.0 percent) from the free-throw line against Saint Francis (Pa.) on Nov. 24 in her collegiate debut ... In addition, she recorded one rebound and a steal in the win.

■ Tsineke had 19 points against Florida Gulf Coast, on Nov. 29 in the Cancun Challenge, on 5-for-9 shooting (55.6 percent), 2-for-4 from behind the three-point arc, and a near perfect 7-for-8 (87.5 percent) from the free-throw line ... She then opened up AAC play with her second 19-point performance on Jan. 5, in the Bulls' 76-68 win over Cincinnati ... Tsineke was 5-for-10 (50.0 percent) from the field, 3-for-7 (42.9 percent) from three-point range, and a perfect 6-of-6 from the line en route to her 19 points against the Bearcats.

■ Tsineke posted a 17-point outing - her second highest point total of her collegiate career - against Brown on Dec. 30 ... She shot 46.2 percent (6-for-13) from the field, 42.9 percent (3-for-7) from three-point range, and 66.7 percent (2-for-3) from the charity stripe in the win.

■ Tsineke was named to the 2019 Cancun Challenge All-Tournament Team for her efforts in the three-game event ... Tsineke averaged 11.7 points per game and 2.3 rebounds per outing - against South Dakota State, Florida Gulf Coast and Notre Dame - in the Cancun Challenge ... She shot 11-for-27 (40.7 percent) from the floor, 6-for-17 (35.3 percent) from behind the arc, and 7-for-8 (87.5 percent) from the charity stripe.

BETHY MUNUNGA NOTES

■ Bethy Mununga has had a good start to her USF career after making a name for herself as a two-time NJCAA All-American at Northeastern Oklahoma A&M College ... She did, however, miss three games due to an injured hamstring suffered against Alabama State on Dec. 6 ... She returned to the court on Dec. 30 against Brown ... This year Mununga has been named to the AAC weekly Honor Roll four times (Nov. 18 and Nov. 25, Dec. 31, and Jan. 27).

■ Mununga is third on the team in scoring, averaging 10.0 points per game, and is also tops on the team in rebounding, grabbing 9.5 boards per outing ... In addition, her rebounding average is second in The American, and 43rd nationally, through Feb. 11.

■ Mununga is currently second in The American, and 30th in the nation, in offensive rebounds per game, through Feb. 11, grabbing 3.8 per outing.

■ She is shooting 50.6 percent (82-of-162) from the field and has shot less than 50 percent just seven times this season ... She was an efficient 75.0 percent (6-for-8) in the win over No. 15/15 Texas on Nov. 8 and shot at an 87.5 percent (6-for-7) clip against VCU on Nov. 15, and hit 83.3 percent (5-for-6) versus Temple on Feb. 9.

■ Mununga has seven double-doubles in her 20 games with the Bulls ... In addition, she was two rebounds shy of a double-double on Nov. 8, against No. 15/15 Texas, with 12 points and eight boards, and one rebound shy against UCF on Jan. 19 after scoring 12 points.

■ Mununga's last double-double was a 13-point, and career-high 15-rebound effort at Wichita State on Jan. 22.

Mununga's career double-doubles

Nov. 5, 2019 vs. Jacksonville	11 pts./12 rbs.
Nov. 12, 2019 vs. Howard	14 pts./11 rbs.
Nov. 15, 2019 vs. VCU	14 pts./12 rbs.
Nov. 19, 2019 vs. No. 2/2 Baylor	16 pts./12 rbs.
Nov. 28, 2019 vs. South Dakota State	15 pts./12 rbs.
Dec. 30, 2019 vs. Brown	16 pts./14 rbs.
Jan. 22, 2020 at Wichita State	13 pts./15 rbs.

■ Mununga didn't show any ill effects from her pulled hamstring, which caused her to miss three games in December ... She returned to the hardwood on Dec. 30, against Brown, to score a career-high tying 16 points and grab a career-best 14 rebounds.

MARIA ALVAREZ NOTES

■ Maria Alvarez was not fazed one bit by being thrown into the fire during her first collegiate season, unfortunately, however, she suffered a season-ending knee injury on Jan. 5 against Cincinnati ... Through the Cincinnati game, Alvarez was third on the team in scoring, averaging 8.8 points per game, and was second in assists dropping 3.3 dimes per contest ... She was also shooting 33.6 percent (44-for-131) from the field in her 15 games played ... Alvarez was recognized three times this season by the American Athletic Conference as AAC Rookie of the Week (Nov. 18) and as a two-time member of the weekly Honor Roll (Dec. 9 and Dec. 16).

■ Alvarez scored in double figures in three of the last six games she played in, and in seven of 15 games this season, including against VCU, on Nov. 15, when she poured in a career-high 20 points on 7-for-10 shooting (70.0 percent) from the field and 5-for-7 (71.4 percent) from three-point range ... She also had 14 points against Florida Gulf Coast on Nov. 29 in game two of the Cancun Challenge to go along with a career-high six assists.

■ Alvarez had an impressive game high 18-point performance against Alabama State on Dec. 6 ... She was 6-for-11 from the field (54.5 percent) from the field with all of her attempts coming from behind the arc.

■ Alvarez was clutch against Idaho, on Dec. 15, in the Bulls' 67-64 come-from-behind win ... She scored a team-high 14 points on 4-of-9 shooting (44.4 percent) from the field, including 4-of-7 (57.1 percent) from behind the three-point arc, and 2-for-2 from the free-throw line ... Alvarez went 4-for-4 from the field in the fourth quarter, for 12 points, including two back-to-back threes that cut the Vandals' lead from five to two points with 2:01 left in the game, and then another trey, on the next possession, to put the Bulls up for good, with just over a minute left ... In addition to her 14 points, Alvarez also recorded four points and four assists in the win.

ELISA PINZAN NOTES

■ Elisa Pinzan comes into the Tulane game averaging 9.3 points per game, good enough for fourth on the team ... The sophomore guard is also leading the team in assists per game, handing out 4.9 per outing, despite sitting out four games due to an ankle injury suffered against Alabama State on Dec. 6 ... She did dress against Cincinnati on Jan. 5, however did not play ... Pinzan dished out a career-high tying eight assists against VCU on Nov. 15.

■ Pinzan is the American Athletic Conference leader - and is 51st in the nation - in assists per game (4.9), and fourth in total assists with 88, through Feb. 11.

■ Pinzan has been an "Iron Woman" for the Bulls this season, logging a complete 40-minute game four time, including in three of the last six games ... In addition, she has played better than 35 minutes six times this season.

■ Since returning from her ankle injury at Tulsa on Jan. 12, Pinzan is averaging 10.9 points per game and 5.7 assists per outing in the eight games ... Prior to her injury - in 10 games - Pinzan was averaging 8.0 points and 4.2 assists per contest.

■ Pinzan returned to the court on Jan. 12, at Tulsa, where she played 32 minutes, scored eight points and dished out seven assists against the Golden Hurricane ... She followed that up with a seven assist performance at Temple on Jan. 16.

■ Pinzan has dished out seven assists in five of the last nine games played, dating back to the Dec. 6 game against Alabama State, the game she injured her ankle, and six or more in six of the last nine games.

Elisa Pinzan's career games with five-plus assists

8	VCU (Nov. 15, 2019)
8	Tulane (March 8, 2019)
8	Bethune Cookman (Nov. 15, 2018)
7	Temple (Feb. 9, 2020)
7	Wichita State (Jan. 22, 2020)
7	Temple (Jan. 16, 2020)
7	Tulsa (Jan. 12, 2020)
7	Alabama State (Dec. 6, 2019)
7	Wichita State (Feb. 23, 2019)
7	Tulsa (Feb. 16, 2019)
7	Oklahoma (Nov. 18, 2018)
6	Tulane (Jan. 25, 2020)
6	Baylor (Nov. 19, 2019)
6	Memphis (Jan. 23, 2019)
6	Virginia (Dec. 21, 2018)
5	UCF (Jan. 19, 2020)
5	Texas (Nov. 8, 2019)
5	Jacksonville (Nov. 5, 2019)
5	UConn (March 3, 2019)
5	UCLA (Nov. 24, 2018)

■ In her most recent seven-assist game, against Temple on Feb. 9, Pinzan's behind-the-back pass to Elena Tsineke - splitting two defenders - earned the guard from Italy the No. 7 play of the day on ESPN SportsCenter's Top 10 for Monday, Feb. 10.

■ Pinzan poured in a career-high tying 23 points against UCF on Jan. 19 ... She shot 53.3 percent (8-for-15) from the field and 58.3 percent (7-for-12) from behind the three-point arc ... She set career-highs with eight field goals and seven three-point shots made against the Knights ... Her 23 points is just her third 20-point outing of her career in the Green and Gold.

■ Most recently, Pinzan poured in 19 points at Cincinnati on Feb. 2 ... She was 5-for-10 (50.0 percent) from the field, 3-for-7 (42.9 percent) from behind the three-point arc, and 6-for-8 (75.0 percent) from the charity stripe ... In addition, she had four assists and three steals.

■ Pinzan recorded a, then, season high 14-point outing at No. 2/2 Baylor on Nov. 19, shooting 35.7 percent (5-for-14) from the field and 57.1 percent (4-for-7) from behind the three-point arc ... That came one game after she posted a 13-point outing against VCU on Nov. 15, shooting 41.7 percent (5-for-12) from the field and 40.0 percent (2-for-5) from behind the three-point arc.

TAMARA HENSHAW NOTES

■ Tamara Henshaw, the Bulls' lone senior, continues to be a consistent presence for the Bulls ... Henshaw is averaging 5.7 points per game and is second on the team in rebounding, grabbing 7.1 boards per contest, good enough for 10th in The American through Feb. 11 ... She has grabbed double-digit rebounds in seven of the last 14 games through USF's game against Temple on Feb. 11, including 11 boards in two of the last three games against Houston on Jan. 29 and Cincinnati on Feb. 2.

■ Henshaw has scored in double figures three times this season, with 10 points against Saint Francis (Pa.) (Nov. 24) and against Florida Gulf Coast (Nov. 29) in Cancun, and 15 points against Brown (Dec.30) ... She has netted double-digits in 28 of her 124 career games.

■ Henshaw grabbed a career high tying 15 rebounds against Alabama State on Dec. 6 ... She has grabbed double-digit rebounds 28 times in her collegiate career ... Most recently, she grabbed 11 rebounds against Cincinnati on Feb. 2.

Henshaw's career games with 11-plus rebounds

15	vs. Alabama State (Dec. 6, 2019)
15	vs. Tulane (March 8, 2019)
15	at Houston (Feb. 27, 2019)
15	at SMU (Jan. 26, 2019)
13	at UNLV (Dec. 21, 2019)
13	at Cincinnati (March 2, 2019)

13	vs. Stetson (Dec. 30, 2016)
12	vs. Idaho (Dec. 15, 2019)
12	vs. Wichita State (Feb. 23, 2019)
12	at East Carolina (Feb. 20, 2019)
12	at Tulane (Feb. 6, 2019)
11	at Cincinnati (Feb. 2, 2020)
11	vs. Houston (Jan. 29, 2020)
11	vs. Memphis (Jan. 23, 2019)
11	vs. Albany (Jan. 9, 2018)
11	at Tulane (Jan. 4, 2017)

■ With her three rebounds on Jan. 5, against Cincinnati, Henshaw became the eighth player in program history to reach the 800 career rebound plateau, finishing the game with 803 for her career ... She currently has 850 career rebounds, following Temple on Feb. 9, and is currently in seventh place on the school's all-time rebounding list ... Next up for Henshaw is Jessica Lawson (2007-10) in sixth place on the school's all-time list with 863.

USF career rebounding leaders

1.	Alisia Jenkins (2012-16)	1,284
2.	Wanda Guyton (1985-87-89)	1,077
3.	Courtney Williams (2012-16)	931
4.	Mary Klinewski (1982-85)	909
5.	Maria Jespersen (2014-18)	891
6.	Jessica Lawson (2007-10)	863
7.	Tamara Henshaw (2016-present)	850
8.	Nalini Miller (2003-07)	823
9.	Keira Rozier (1992-95)	770
10.	Jessica Dickson (2003-07)	746

■ Henshaw is currently tied with Jessica Lawson (2007-10) for ninth place on the schools career games played list, having played 124 through the Temple game on Feb. 9 ... She is one game shy of joining Tiffany Conner (2009-13) and Jessica Dickson (2003-07) in seventh.

USF all-time career games played

1.	Shalethia Stringfield (2011-12, 13-16)	139
2.	Courtney Williams (2012-16)	138
3.	Maria Jespersen (2014-18)	134
4.	Shantia Grace (2005-09)	132
5.	Alisia Jenkins (2012-16)	131
6.	Akila McDonald (2010-14)	130
7.	Tiffany Conner (2009-13)	125
	Jessica Dickson (2003-07)	125
9.	Tamara Henshaw (2016-present)	124
	Jessica Lawson (2007-10)*	124
11.	Laura Ferreira (2014-19)	121
12.	Rachael Sheats (2003-07)	120
	Porche Grant (2006-09, 10-11)	120
14.	Nalini Miller (2003-07)	115
	Jasmine Wynne (2008-12)	115
16.	Alana Tanksley (2001-05)	113

* Includes games played in 2004-05 with California

WHERE USF RANKS AS A TEAM IN THE NCAA (THROUGH FEB. 11)

NCAA Statistics

South Fla. - 2019-20 Women's Basketball Ranking Summary thru games 02/11/2020

Statistic	National Rank	Conference Rank	Value	National Leader	Value	Conference Leader	Value
Assist Turnover Ratio (348 ranked)	163	4	0.82	Oregon	1.84	Cincinnati	1.35
Assists (348 ranked)	99	4	322	Drake	513	UConn	430
Assists Per Game (348 ranked)	106	4	14.0	Baylor	22.6	UConn	18.7
Blocked Shots (347 ranked)	71	4	94	South Carolina	197	UConn	118
Blocked Shots Per Game (347 ranked)	72	4	4.1	South Carolina	8.2	UConn	5.1
Defensive Rebounds per Game (30 ranked)				Tennessee	32.1	UConn	30.3
Fewest Fouls (345 ranked)	215	8	400	Penn	245	UConn	254
Fewest Turnovers (348 ranked)	245	6	392	Penn	215	Cincinnati	278
Field-Goal Percentage (348 ranked)	170	6	39.9	Baylor	50.5	UConn	47.2
Field-Goal Percentage Defense (348 ranked)	25	2	35.6	Baylor	30.1	UConn	34.6
Free Throw Attempts (347 ranked)	216	6	368	Troy	585	Wichita St.	507
Free Throws Made (348 ranked)	217	8	253	Denver	400	Wichita St.	343
Free-Throw Percentage (348 ranked)	177	4	68.8	William & Mary	80.3	UCF	73.9
Offensive Rebounds per Game (30 ranked)	16	2	15.4	Troy	23.0	SMU	16.2
Personal Fouls Per Game (348 ranked)	201	8	17.4	UConn	11.0	UConn	11.0
Rebound Margin (348 ranked)	7	1	10.6	Troy	15.2	South Fla.	10.6
Rebounds (348 ranked)	24	2	980	Troy	1,210	UConn	994
Rebounds Per Game (348 ranked)	23	2	42.61	Troy	55.00	UConn	43.22
Scoring Defense (348 ranked)	34	2	56.9	Princeton	48.5	UConn	55.3
Scoring Margin (348 ranked)	56	2	9.3	Baylor	34.0	UConn	21.9
Scoring Offense (348 ranked)	159	5	66.2	Oregon	85.9	UConn	77.2
Steals (348 ranked)	248	11	154	Alcorn	333	East Carolina	318
Steals Per Game (348 ranked)	254	11	6.7	Alcorn	14.5	East Carolina	13.8
Three Pt FG Defense (348 ranked)	219	7	31.8	UNLV	23.1	Tulane	28.3
Three-Point Field Goals Attempted (150 ranked)	53	1	533	FGCU	899	South Fla.	533
Three-Point Field Goals Made (348 ranked)	43	2	179	FGCU	300	UConn	194
Three-Point Field Goals Per Game (348 ranked)	42	2	7.8	FGCU	11.5	UConn	8.4
Three-Point Field-Goal Percentage (348 ranked)	77	3	33.6	Baylor	41.9	UConn	39.1
Turnover Margin (348 ranked)	275	11	-2.30	FGCU	10.35	East Carolina	8.13
Turnovers Forced (348 ranked)	252	11	14.74	Alcorn	27.43	East Carolina	24.65
Turnovers Per Game (348 ranked)	226	6	17.0	FGCU	10.5	Cincinnati	12.6
Won-Lost Percentage (348 ranked)	107	4	60.9	Stony Brook	95.8	UConn	87.0
				South Carolina			

WHERE USF RANKS INDIVIDUALLY IN THE NCAA (THROUGH FEB. 11)

Statistic	Player	National Rank	Conference Rank	Value	National Leader	Value	Conference Leader	Value
Assist Turnover Ratio (250 ranked)	Elisa Pinzan	106	4	1.73	Kelly Campbell, DePaul	5.54	Asonah Alexander, Temple	2.91
Assists (150 ranked)	Elisa Pinzan	137	4	88	Sabrina Ionescu, Oregon	205	Reagan Bradley, SMU	103
Assists Per Game (250 ranked)	Elisa Pinzan	51	1	4.9	Sabrina Ionescu, Oregon	8.5	Elisa Pinzan, South Fla.	4.9
Blocked Shots (150 ranked)					Sara Hamson, BYU	96	Olivia Nelson-Ododa, UConn	78
Blocked Shots Per Game (226 ranked)	Bethy Mununga	202	5	1.05	Sara Hamson, BYU	4.36	Olivia Nelson-Ododa, UConn	3.39
Defensive Rebounds per Game (30 ranked)					Natalie Kucowski, Lafayette	9.8	Megan Walker, UConn	7.3
Double Doubles (41 ranked)					Unique Thompson, Auburn	19	Mia Davis, Temple	14
Field Goal Attempts (150 ranked)					Vivian Gray, Oklahoma St.	452	Tanyah Thompson, East Carolina	365
Field Goals Made (148 ranked)					Chelsey Perry, UT Martin	200	Ilmar' Thomas, Cincinnati	170
Field-Goal Percentage (250 ranked)					Monika Czinano, Iowa	69.2	Ilmar' Thomas, Cincinnati	59.4
Final Points (199 ranked)					Stella Johnson, Rider	526	Megan Walker, UConn	438
Free Throw Attempts (148 ranked)					Keni Jo Lippe, Oral Roberts	190	Arsula Clark, Tulane	130
							Mia Davis, Temple	130
Free Throws Made (149 ranked)					Keni Jo Lippe, Oral Roberts	152	Mia Davis, Temple	101
Free-Throw Percentage (250 ranked)					Jaylyn Agnew, Creighton	93.3	Kay Kay Wright, UCF	84.7
Minutes Played (150 ranked)					Dor Saar, Maine	966:10	Julia Blackshell-Fair, Houston	877:22
Minutes Played Per Game (150 ranked)					Rose Caverly, Vermont	39.40	Sam Rodgers, Cincinnati	36.59
Offensive Rebounds per Game (30 ranked)	Bethy Mununga	30	2	3.8	Antoinette Lewis, South Alabama	5.3	Mia Davis, Temple	4.1
Points Per Game (250 ranked)					Stella Johnson, Rider	25.0	Ilmar' Thomas, Cincinnati	19.6
Rebounds (147 ranked)	Bethy Mununga	90	6	190	Ila Lane, UC Santa Barbara	286	Mia Davis, Temple	232
Rebounds Per Game (250 ranked)	Bethy Mununga Tamara Henshaw	43 234	2 10	9.5 7.1	Natalie Kucowski, Lafayette	13.5	Mia Davis, Temple	10.5
Steals (143 ranked)					Stephanie Karoz, Loyola Maryland	123	Lashonda Monk, East Carolina	88
Steals Per Game (248 ranked)					Stephanie Karoz, Loyola Maryland	5.59	Lashonda Monk, East Carolina	3.83
Three-Point Field Goals Attempted (149 ranked)					Taylor Robertson, Oklahoma	261	Marissa Mackins, Temple	190
Three-Point Field Goals Made (143 ranked)					Taylor Robertson, Oklahoma	112	Marissa Mackins, Temple	67
Three-Point Field Goals Per Game (249 ranked)	Elisa Pinzan	249	8	1.78	Taylor Robertson, Oklahoma	4.67	Marissa Mackins, Temple	2.91
Three-Point Field-Goal Percentage (171 ranked)					Abi Scheid, Northwestern	50.0	Crystal Dangerfield, UConn	43.3
Triple Doubles (3 ranked)					Sabrina Ionescu, Oregon	6		

USF TV/RADIO PHOTO ROSTER

0




**Enna
PEHADZIC**
W | 5-9 | R-Jr.
Horsens, Denmark

1



**Maria
ALVAREZ**
G | 5-7 | Fr.
Bal Harbour, Fla.

2



**Mihaela
LAZIC**
PG | 5-6 | Fr.
Slavonski Brod, Croatia

3



**Sydni
HARVEY**
G | 5-10 | So.
Nashville, Tenn.

4



**Elisa
PINZAN**
PG | 5-8 | So.
Murano, Italy

5



**Elena
TSINEKE**
G | 5-8 | Fr.
Thessaloniki, Greece

12



**Cristina
BERMEJO**
W | 6-1 | Fr.
Sant Just Desvern, Spain

20




**Bethy
MUNUNGA**
F | 6-0 | Jr.
Zellik, Belgium

21




**Shae
LEVERETT**
C | 6-2 | R-Jr.
Rincon, Ga.

22




**Kristyna
BRABENCOVA**
W | 6-0 | Fr.
Brno, Czech Republic

23



**Tamara
HENSHAW**
F | 6-1 | Sr.
Palm Coast, Fla.

31



**Beatriz
JORDAO**
C | 6-3 | So.
Pombal, Portugal

34



**Silvia
SERRAT**
F | 6-1 | R-So.
Banyoles, Spain

HEAD COACH



**Jose
FERNANDEZ**
20th Season

USF ALL-TIME IN OVERTIME

■ **Overtime Games: 26-13**
■ **20-8 under Jose Fernandez**

Year	Opponent	W/L	Score
2/21/75	vs. Rollins	W	64-62 (OT)
2/18/78	at Florida State	L	76-84 (OT)
12/3/81	at Youngstown State	W	63-61 (OT)
12/17/83	Florida A&M	W	66-64 (OT)
1/22/84	Alabama State	W	102-96 (3OT)
2/15/84	Florida Southern	L	61-64 (OT)
1/30/93	Virginia Tech	L	83-85 (OT)
2/15/93	at Mercer	L	72-73 (OT)
1/8/94	Charlotte	W	77-69 (OT)
12/4/98	Chattanooga	W	77-76 (OT)
12/16/98	Minnesota	L	64-68 (OT)

12/18/00	Western Kentucky	L	81-84 (OT)
1/28/01	Memphis	L	71-81 (OT)
11/30/02	Bethune-Cookman	W	66-59 (OT)
2/2/04	#18 TCU	W	89-84 (2OT)
2/6/04	at Cincinnati	W	66-64 (OT)
12/1/04	at #8 Connecticut	L	65-75 (OT)
12/7/05	#11 DePaul	W	79-77 (OT)
1/28/06	at #21 Notre Dame	W	68-64 (OT)
12/29/06	at Saint Joseph's	W	80-76 (OT)
1/13/07	Notre Dame	W	87-78 (OT)
11/28/08	vs. Iowa	W	82-79 (OT)
3/8/08	vs Syracuse	W	68-67 (OT)
1/10/09	St. John's	W	81-71 (OT)
3/21/09	FGCU	W	88-81 (OT)
11/13/09	Florida A&M	L	73-68 (OT)

11/28/09	Loyola Marymount	W	77-71 (OT)
12/18/10	UNLV	W	59-54 (OT)
11/12/11	vs. Arkansas	L	65-61 (OT)
11/23/11	vs. Central Michigan	W	86-80 (OT)
1/17/12	DePaul	W	66-63 (OT)
2/27/12	Providence	W	64-56 (OT)
11/13/12	at Clemson	W	75-73 (OT)
1/8/13	Notre Dame	L	75-71 (OT)
3/25/13	vs. California	L	82-79 (OT)
12/21/14	at Penn State	W	90-87 (OT)
1/20/16	at Memphis	L	88-87(OT)
12/20/17	vs Dayton	W	93-87(OT)
2/18/18	at UCF	W	77-68(OT)

USF VS. RANKED OPPONENTS

■ **Overall vs. Ranked Opponents: 16-84**
■ **14-84 under Jose Fernandez**

Date	Opponent	Rank	Score
1/31/94	Southern Miss	24	W, 80-74
2/23/97	Tulane	24	W, 80-71
12/28/02	Connecticut	2	L, 56-72
1/19/03	at DePaul	24	L, 57-63
1/4/04	at Georgia	12	L, 65-92
1/18/04	DePaul	17	L, 74-84
1/31/04	Houston	24	L, 57-62
2/2/04	TCU	18	W, 89-84 (2OT)
11/14/04	at Duke	6	L, 50-82
12/1/04	at Connecticut	8	L, 65-75 (OT)
1/30/05	at DePaul	17	L, 66-74
12/2/05	at North Carolina	7	L, 47-71
12/7/05	DePaul	11	W, 79-77 (OT)
12/10/05	Michigan State	13	L, 66-81
12/30/05	at LSU	3	L, 44-87
1/11/06	Rutgers	10	L, 65-66
1/24/06	at Connecticut	5	L, 47-77
1/28/06	at Notre Dame	21	W, 68-64 (OT)
2/5/06	at St. John's	25	L, 71-78
12/3/06	at Michigan State	20/18	L, 71-79
12/12/06	vs. Vanderbilt	12/12	L, 68-76
1/3/07	LSU	6/6	L, 48-60
1/16/07	Louisville	15/15	W, 74-58
1/20/07	at Pittsburgh	25/RV	L, 48-73
2/20/07	Connecticut	3/3	L, 67-81
2/24/07	at Marquette	19/19	L, 63-75
3/4/07	vs. Connecticut	3/3	L, 54-74
11/15/07	vs. Duke	10/9	L, 52-89
1/5/08	West Virginia	17/16	L, 73-79
1/30/08	at Connecticut	1/1	L, 48-71
2/5/08	DePaul	25/25	W, 78-73
2/16/08	Rutgers	5/4	L, 50-71
2/27/08	at Notre Dame	14/14	L, 49-92

Date	Opponent	Rank	Score
3/9/08	vs. West Virginia	14/18	L, 42-64
11/27/08	vs. California	3/4	L, 55-85
1/06/09	Connecticut	1/1	L, 37-83
1/14/09	Louisville	7/11	L, 60-76
2/17/09	Notre Dame	24/24	L, 79-86
3/08/09	vs. Connecticut	1/1	L, 42-79
1/4/10	at Connecticut	1/1	L, 42-84
1/9/10	Georgetown	RV/25	L, 52-66
1/12/10	at Notre Dame	3/3	L, 64-81
1/16/10	Syracuse	25/25	W, 73-64
2/20/10	West Virginia	9/8	L, 45-54
12/2/10	Connecticut	1/1	L, 54-80
1/11/11	at DePaul	14/21	L, 61-77
1/22/11	at West Virginia	9/9	L, 52-78
2/5/11	Notre Dame	8/8	L, 68-76
2/8/11	at Georgetown	16/16	L, 38-67
2/16/11	St. John's	RV/22	L, 60-80
2/28/11	Georgetown	17/19	W, 60-55
1/7/12	Georgetown	16/16	L, 56-66
1/17/12	DePaul	14/21	W, 66-63 (OT)
1/27/12	at Connecticut	1/1	L, 62-77
2/1/12	West Virginia	9/9	L, 52-55
2/8/12	at St. John's	RV/22	L, 57-67
2/25/12	at Notre Dame	8/8	L, 68-80
3/3/12	vs. DePaul	14/21	L, 62-76
12/16/12	Nebraska	24/24	L, 52-62
1/8/13	Notre Dame	8/8	L, 71-75 (OT)
1/30/13	Louisville	12/12	L, 75-78
2/20/13	at Louisville	11/12	W, 73-62
2/23/13	Syracuse	18/21	W, 68-66
3/2/13	Connecticut	1/1	L, 51-85
3/10/13	vs. Notre Dame	2/2	L, 66-75
3/25/13	vs. California	6/6	L, 78-82 (OT)
11/8/13	Maryland	6/8	L, 70-78
12/14/13	vs. Oklahoma State	14/18	L, 56-75
1/12/14	Louisville	5/5	L, 54-62

Date	Opponent	Rank	Score
1/26/14	at Connecticut	1/1	L, 53-81
2/2/14	at Louisville	5/5	L, 59-79
2/16/14	Connecticut	1/1	L, 38-63
3/9/14	vs. Louisville	3/4	L, 56-60
11/19/14	at Maryland	8/9	L, 67-85
11/29/14	vs. Kentucky	9/10	L, 57-61
1/18/15	at Connecticut	2/2	L, 50-92
3/2/15	Connecticut	1/1	L, 65-88
3/9/15	vs. Connecticut	1/1	L, 70-84
3/23/15	Louisville	8/8	L, 52-60
11/19/15	at Baylor	5/4	L, 63-65
12/30/15	vs. Mississippi State	8/8	L, 58-68
1/10/16	UConn	1/1	L, 59-75
2/15/16	at Louisville	11/12	L, 50-67
2/29/16	at UConn	1/1	L, 59-79
3/7/16	vs. UConn	1/1	L, 51-77
3/19/16	vs. Colorado State	22/22	W, 48-45
3/21/16	at UCLA	10/12	L, 67-72
1/10/17	at UConn	1/1	L, 37-102
1/22/17	Louisville	9/8	L, 52-66
2/19/17	Temple	RV/25	L, 71-77
2/27/17	UConn	1/1	L, 68-96
3/5/17	Temple	25/21	W, 63-58
3/6/17	UConn	1/1	L, 44-100
2/11/18	Ohio State	13/13	W, 84-65
1/13/19	at UConn	3/2	L, 46-63
3/4/19	vs. UConn	2/2	L, 47-57
3/10/19	vs. UConn	2/2	L, 45-81
11/8/19	Texas	15/15	W, 64-57
11/19/19	at Baylor	2/2	L, 46-58
12/19/19	vs. Mississippi State	15/15	L, 61-86

USF CAREER HIGHS

0 - ENNA PEHADZIC

Points	35 at ECU (2/20/19)
Rebounds	13 at Temple (1/5/19)
Field Goals Made	9 vs. Tulane (3/8/19)
Field Goals Attempted	26 at ECU (2/20/19)
Three-Point Field Goals Made	6, 2X, last vs. Jacksonville (11/5/19)
Three-Point Field Goals Attempted	15 at ECU (2/20/19)
Free Throws Made	13 at ECU (2/20/19)
Free Throws Attempted	14 at ECU (2/20/19)
Assists	3 vs. Tulane (1/19/19)
Steals	3, 2X, last vs. Memphis (1/23/19)
Blocks	2, 2X, last vs. Wichita State (2/23/19)
Minutes	40, 5X, last at ECU (2/20/19)

1 - MARIA ALVAREZ

Points	20 vs. VCU (11/15/19)
Rebounds	6, 2X, last at UNLV (12/21/19)
Field Goals Made	7 vs. VCU (11/15/19)
Field Goals Attempted	14 vs. Notre Dame (11/30/19)
Three-Point Field Goals Made	6 vs. Alabama State (12/6/19)
Three-Point Field Goals Attempted	13 vs. Notre Dame (11/30/19)
Free Throws Made	3 vs. Brown (12/30/19)
Free Throws Attempted	4, 2X, last vs. Brown (12/30/19)
Assists	6, 2X, last vs. Mississippi State (12/21/19)
Steals	2, 4X, last vs. Brown (12/30/19)
Blocks	0
Minutes	37 vs. Idaho (12/15/19)

2 - MIHAELA LAZIC

Points	0
Rebounds	2 vs. Jacksonville (11/5/19)
Field Goals Made	0
Field Goals Attempted	1 vs. Jacksonville (11/5/19)
Three-Point Field Goals Made	0
Three-Point Field Goals Attempted	1 vs. Jacksonville (11/5/19)
Free Throws Made	0
Free Throws Attempted	0
Assists	0
Steals	0
Blocks	0
Minutes	8 vs. Jacksonville (11/5/19)

3 - SYDNI HARVEY

Points	25, 2X, last vs. Temple (2/9/20)
Rebounds	7 vs. Memphis (1/23/19)
Field Goals Made	9 vs. Tulane (1/19/19)
Field Goals Attempted	18 at SMU (1/26/19)
Three-Point Field Goals Made	7 vs. Temple (2/9/20)
Three-Point Field Goals Attempted	8 vs. Temple (2/9/20)
Free Throws Made	8, 3X, last at Temple (1/16/20)
Free Throws Attempted	11 at Temple (1/16/20)
Assists	6 vs. Vermont (12/17/18)
Steals	2, 10X, last vs. Temple (2/9/20)
Blocks	1, 2X, last at Cincinnati (2/2/20)
Minutes	40 vs. Creighton (12/20/18)

4 - ELISA PINZAN

Points	23, 2X, last vs. UCF (1/19/20)
Rebounds	7, 2X last vs. Jacksonville (11/5/19)
Field Goals Made	8 vs. UCF (1/19/20)
Field Goals Attempted	15 vs. UCF (1/19/20)
Three-Point Field Goals Made	7 vs. UCF (1/19/20)
Three-Point Field Goals Attempted	12 vs. UCF (1/19/20)
Free Throws Made	8 vs. Houston (3/9/19)
Free Throws Attempted	8, 6X, last vs. Texas (11/8/19)
Assists	8, 3X, last vs. VCU (11/15/19)
Steals	5, 2X, last at Wichita State (1/22/20)
Blocks	1, 2X, last at Cincinnati (2/2/20)
Minutes	40, 8X, last at Cincinnati (2/2/20)

5 - ELENA TSINEKE

Points	25 vs. Temple (2/9/20)
Rebounds	5 at Temple (1/16/20)
Field Goals Made	9 vs. Houston (1/29/20)
Field Goals Attempted	19 vs. Houston (1/29/20)
Three-Point Field Goals Made	4, 2X, last at Temple (1/16/20)
Three-Point Field Goals Attempted	12 vs. Notre Dame (11/30/19)
Free Throws Made	7 vs. Florida Gulf Coast (11/29/19)
Free Throws Attempted	8 vs. Florida Gulf Coast (11/29/19)
Assists	4, 3X, last vs. Temple (2/9/20)
Steals	4 vs. Tulane (1/25/20)
Blocks	1, 3X, last vs. Houston (1/29/20)
Minutes	37, 2X, last vs. Temple (2/9/20)

12 - CRISTINA BERMEJO

Points	10 vs. Idaho (12/15/19)
Rebounds	5 vs. Idaho (12/15/19)
Field Goals Made	4 vs. Idaho (12/15/19)
Field Goals Attempted	9 vs. Idaho (12/15/19)
Three-Point Field Goals Made	2 vs. Idaho (12/15/19)
Three-Point Field Goals Attempted	5 vs. Idaho (12/15/19)
Free Throws Made	3 vs. Temple (2/9/20)
Free Throws Attempted	3 vs. Temple (2/9/20)
Assists	2 vs. Idaho (12/15/19)
Steals	2 vs. Saint Francis (Pa.) (11/24/19)
Blocks	2, 2X, last vs. Alabama State (12/6/19)
Minutes	18 vs. Idaho (12/15/19)

20 - BETHY MUNUNGA

Points	16, 3X, last vs. Cincinnati (1/5/20)
Rebounds	15 at Wichita State (1/22/20)
Field Goals Made	7 vs. Cincinnati (1/5/20)
Field Goals Attempted	14 vs. Brown (12/30/19)
Three-Point Field Goals Made	1 at Baylor (11/19/19)
Three-Point Field Goals Attempted	2 vs. Brown (12/30/19)
Free Throws Made	6 vs. Brown (12/30/19)
Free Throws Attempted	7 vs. Baylor (11/30/19)
Assists	3 vs. Florida Gulf Coast (11/29/19)
Steals	3, 4X, last vs. Houston (1/29/20)
Blocks	4 at Wichita State (1/22/20)
Minutes	39 at Baylor (11/19/19)

USF CAREER HIGHS

21 - SHAE LEVERETT

Points	20 vs. Wichita State (2/23/19)
Rebounds	18 vs. Wichita State (2/23/19)
Field Goals Made	6, 3X, last vs. James Madison (2/23/19)
Field Goals Attempted	10 vs. Wichita State (2/23/19)
Three-Point Field Goals Made	0
Three-Point Field Goals Attempted	1 at Houston (2/27/19)
Free Throws Made	10 vs. Wichita State (2/23/19)
Free Throws Attempted	12 at SMU (1/26/19)
Assists	3 at ECU (2/20/19)
Steals	3 vs. UConn (3/4/19)
Blocks	7 vs. Memphis (1/23/19)
Minutes	40, 2X, last at SMU (1/26/19)

22 - KRISTYNA BRABENCOVA

Points	17 at Tulsa (1/12/19)
Rebounds	11 vs. Idaho (12/15/19)
Field Goals Made	7 vs. Brown (12/30/19)
Field Goals Attempted	16, 2X, last vs. Cincinnati (1/5/20)
Three-Point Field Goals Made	4 vs. Alabama State (12/6/19)
Three-Point Field Goals Attempted	9 vs. Alabama State (12/6/19)
Free Throws Made	5 vs. Howard (11/12/19)
Free Throws Attempted	6 vs. Howard (11/12/19)
Assists	7 vs. Cincinnati (1/5/20)
Steals	3, 2X, last at Tulsa (1/12/19)
Blocks	3, 2X, last vs. Brown (12/30/19)
Minutes	37, 2X, last vs. UCF (1/19/20)

23 - TAMARA HENSHAW

Points	16 vs. Memphis (1/23/19)
Rebounds	15, 4X, last vs. Alabama State (12/6/19)
Field Goals Made	8 vs. Memphis (1/23/19)
Field Goals Attempted	12 vs. Temple (3/5/17)
Three-Point Field Goals Made	0
Three-Point Field Goals Attempted	1, 5X, last at Cincinnati (2/2/20)
Free Throws Made	6 vs. Idaho (12/15/19)
Free Throws Attempted	8 vs. Idaho (12/15/19)
Assists	5 vs. UCF (1/8/19)
Steals	4, 2X, last vs. Oklahoma (11/18/18)
Blocks	4 Tulane (2/12/17)
Minutes	40 vs. Santa Clara (12/20/16)

31 - BEATRIZ JORDAO

Points	18 vs. North Carolina (11/23/18)
Rebounds	10 vs. Ohio St. (11/6/18)
Field Goals Made	8, 3X, last vs. New Hampshire (11/30/18)
Field Goals Attempted	11 vs. New Hampshire (11/30/18)
Three-Point Field Goals Made	0
Three-Point Field Goals Attempted	0
Free Throws Made	4 vs. Kentucky (11/22/18)
Free Throws Attempted	8 vs. Kentucky (11/22/18)
Assists	2, 5X last vs. UCF (1/19/20)
Steals	1, 7X, last vs. UCF (1/19/20)
Blocks	4, 3X, last vs. George Washington (12/9/18)
Minutes	29 vs. North Carolina (11/23/18)

34 - SILVIA SERRAT

Points	0
Rebounds	0
Field Goals Made	0
Field Goals Attempted	0
Three-Point Field Goals Made	0
Three-Point Field Goals Attempted	0
Free Throws Made	0
Free Throws Attempted	0
Assists	0
Steals	0
Blocks	0
Minutes	0

NOV. 5, 2018 | JACKSONVILLE | TAMPA, FLA.



Official Basketball Box Score - Final
Jacksonville at South Fla.
 11/05/19 Yuengling Center, Tampa
 2019-20 Women's Basketball

Game Time: 10:30 PM
 Game Duration: 1:55
 Attendance: 4,495

Officials: Rod Creech, Angel Kent, Chastity Taylor

Jacksonville - 39

Record: 0-1

NO. Name	Min	FG	3P	FT	Rebounds	Fouls	TP	AS	TO	ST	Blocks	+/-
		M-A	M-A	M-A	OR DR TOT	PF FD					BS BA	
21 Jada Perry	F 24:03	2-10	0-3	1-2	0 1 1	5 1	5	2	3	2	1 1	-30
20 Shalonda Neely	C 19:54	0-6	0-0	0-2	0 6 6	4 2	0	0	0	1	1 0	-28
3 DaNasia Shaw	G 06:48	0-0	0-0	0-0	0 0 0	0 0	0	0	1	0	0 0	-10
22 Alexis Burns	G 11:36	0-4	0-1	0-0	0 1 1	1 0	0	0	1	0	0 3	-19
23 Shakyla Nevitt	G 33:02	5-15	2-6	0-0	0 1 1	1 1	12	0	1	2	0 0	-25
0 Kiara Meeks	25:20	2-10	0-3	2-4	1 3 4	1 4	6	2	0	2	0 0	-7
1 Destiny Marshall	13:43	3-9	1-2	2-2	4 4 5	0 2	5	0	1	2	0 1	-8
5 Shekinah Rachel	12:42	0-1	0-0	0-0	0 3 3	5 1	0	1	1	1	0 0	-4
13 Mariah Batz	18:36	0-2	0-2	0-0	0 3 3	0 0	0	2	0	2	0 0	-9
4 Alexis Pierce	05:00	0-0	0-0	0-0	0 0 0	0 0	0	0	0	0	0 0	-5
12 Tamia Stallings	09:25	1-1	0-0	0-0	1 0 1	1 0	2	1	1	0	0 0	-1
2 Erin Wilson	07:13	2-3	1-1	0-0	0 0 0	0 0	5	0	0	0	0 0	-6
10 Kassidy Ingram	05:37	0-0	0-0	0-0	0 1 1	0 0	0	0	2	0	0 0	-4
15 Johné Stewart	01:41	0-0	0-0	0-0	0 0 0	0 0	0	0	0	0	0 0	-1
Team					4 1 5		0		1			
Totals		15-61	4-18	5-10	7 24 31	19 11	39	8	12	12	2 7	-31

Technical Fouls: NONE

South Fla. - 70

Record: 1-0

NO. Name	Min	FG	3P	FT	Rebounds	Fouls	TP	AS	TO	ST	Blocks	+/-
		M-A	M-A	M-A	OR DR TOT	PF FD					BS BA	
20 Bethy Mununga	F 23:19	5-8	0-0	1-2	5 7 12	2 4	11	2	3	1	1 0	30
22 Kristyna Brabencova	F 21:36	1-7	0-2	0-2	3 2 5	1 1	2	0	2	0	2 0	19
23 Tamara Henshaw	F 15:13	1-6	0-1	0-0	1 7 8	1 1	2	1	0	1	2 0	21
0 Enna Pehadzic	G 21:11	6-12	6-9	2-5	1 0 1	2 5	20	0	2	0	0 1	6
4 Elisa Pinzan	G 28:30	4-10	1-4	0-0	1 6 7	0 0	9	5	0	1	0 0	29
1 Maria Alvarez	27:54	4-9	3-8	0-1	2 2 1	3 1	11	5	5	2	0 0	27
14 Luize Septe	18:41	1-2	0-0	3-4	2 1 3	0 2	5	1	2	0	0 0	1
21 Shae Leverett	16:14	0-2	0-0	0-2	3 3 6	0 3	0	1	0	0	0 0	-4
2 Mhaela Lazic	08:28	0-1	0-1	0-0	0 2 2	1 0	0	0	0	0	0 0	0
12 Cristina Bermejo	12:21	1-3	0-1	0-0	0 4 4	2 0	2	1	1	1	0 0	12
31 Beatriz Jordao	08:33	3-4	0-0	2-2	2 0 2	1 2	8	0	0	0	0 0	14
Team					1 9 10		0		3			
Totals		26-64	10-26	8-18	21 42 63	11 19	70	16	18	6	7 2	31

Technical Fouls: NONE

	JVL	USF
Biggest lead	0 (1 st 10:00)	31 (4 th 1:41)
Best Scoring Run	5 (2 nd 3:03)	8 (3 rd 7:36)
Lead Changes	0	
Times Tied	0	
Time with Lead	00:00	38:43

Points from Turnovers	JVL	USF
Paint	16	28
Second Chance	6	15
Fast Breaks	4	6
Bench	22	26

Period by Period Scoring	1st	2nd	3rd	4th	TOT
JVL	5	17	13	4	39
USF	16	17	21	16	70

Dead Ball Rebounds: 3, 0



Official Basketball Box Score - Final
Texas at South Fla.
 11/09/19 Yuengling Center, Tampa
 2019-20 Women's Basketball

Game Time: 12:00 AM
 Game Duration: 2:11
 Attendance: 2,289

Officials: Joseph Vaszy, Tom Danaher, Karen Presto

Texas - 57

Record: 0-1

NO. Name	Min	FG	3P	FT	Rebounds	Fouls	TP	AS	TO	ST	Blocks	+/-
		M-A	M-A	M-A	OR DR TOT	PF FD					BS BA	
24 Joyner Holmes	F 31:18	6-12	0-1	3-5	3 7 10	2 6	15	4	4	1	0 0	2
35 Charli Collier	C 35:24	5-10	0-0	1-1	3 8 11	1 5	11	2	5	0	1 1	-4
10 Lashann Higgs	G 33:34	7-16	1-3	2-3	2 2 4	4 3	17	1	1	1	0 1	-9
11 Joanne Allen-Taylor	G 21:29	0-3	0-1	0-2	0 0 0	2 1	0	0	1	1	0 0	-8
12 Jada Underwood	G 28:19	0-3	0-1	0-0	0 1 1	4 1	0	2	1	1	1 1	-4
00 Celeste Taylor	16:10	1-5	0-0	0-0	0 0 0	5 0	2	1	4	2	1 0	-6
22 Shae Routt	03:45	0-0	0-0	1-0	1 0 0	0 0	0	0	0	0	0 0	-5
1 Sug Sutton	23:34	5-10	0-1	2-4	0 2 2	3 4	12	3	0	1	0 0	-2
4 Isabel Palmer	05:02	0-0	0-0	0-0	0 2 2	0 0	0	0	1	0	0 0	-1
Team					0 0 0		0		0			
Totals		24-59	1-9	8-15	9 22 31	21 20	57	13	17	7	3 5	-7

Technical Fouls: NONE

South Fla. - 64

Record: 2-0

NO. Name	Min	FG	3P	FT	Rebounds	Fouls	TP	AS	TO	ST	Blocks	+/-
		M-A	M-A	M-A	OR DR TOT	PF FD					BS BA	
20 Bethy Mununga	F 27:41	6-8	0-0	0-0	3 5 8	3 2	12	1	4	0	3 0	7
22 Kristyna Brabencova	F 18:10	1-7	0-2	2-2	0 2 2	1 2	4	3	2	1	0 0	2
31 Beatriz Jordao	C 16:00	1-2	0-0	0-0	1 1 2	4 0	2	0	3	0	1 0	-5
0 Enna Pehadzic	G 29:51	5-13	3-10	3-4	0 3 3	3 5	16	1	0	2	0 1	3
4 Elisa Pinzan	G 40:00	1-7	0-2	7-8	0 3 3	2 6	9	5	4	0	0 1	7
1 Maria Alvarez	20:31	3-12	2-8	0-2	2 2 2	1 2	8	2	1	0	0 0	-6
14 Luize Septe	12:10	1-3	0-0	1-1	2 2 4	2 2	3	0	1	0	0 0	1
21 Shae Leverett	24:00	2-4	0-0	0-2	4 2 6	3 1	4	0	2	0	1 0	12
23 Tamara Henshaw	11:37	3-4	0-1	0-0	2 2 4	1 1	6	0	1	0	0 0	3
Team					0 0 0		0		0			
Totals		23-60	5-23	13-19	12 22 34	20 21	64	12	18	3	5 3	7

Technical Fouls: NONE

	TEX	USF
Biggest lead	3 (1 st 7:48)	8 (2 nd 9:28)
Best Scoring Run	8 (2 nd 6:11)	8 (1 st 2:22)
Lead Changes	5	
Times Tied	5	
Time with Lead	04:12	30:56

Points from Turnovers	TEX	USF
Paint	38	24
Second Chance	6	10
Fast Breaks	12	6
Bench	14	21

Period by Period Scoring	1st	2nd	3rd	4th	TOT
TEX	7	12	19	19	57
USF	13	11	18	22	64

Shooting By Period	1st	2nd	3rd	4th	TOT
1 st FG%	6-16	37.5%			
3PT%	0-3	0.0%			
FT%	0-0	0%			
2 nd FG%	3-12	25.0%			
3PT%	1-4	25.0%			
FT%	4-4	100%			
3 rd FG%	8-19	42.1%			
3PT%	1-6	16.7%			
FT%	1-3	33.3%			
4 th FG%	6-13	46.2%			
3PT%	2-7	28.6%			
FT%	8-12	66.7%			
GM FG%	23-60	38.3%			
3PT%	5-23	21.7%			
FT%	13-19	68.4%			

Dead Ball Rebounds: 7, 5

NOV. 12, 2019 | HOWARD | TAMPA, FLA.



Official Basketball Box Score - Final
Howard at South Fla.
 11/13/19 Yuengling Center, Tampa
 2019-20 Women's Basketball

Game Time: 12:00 AM
 Game Duration: 1:57
 Attendance: 2,006

Officials: Jules Gallen, Stephanie Britt, Kristi Mosley

Howard - 53

Record: 1-2

NO. Name	Min	FG	3P	FT	Rebounds	Fouls	TP	AS	TO	ST	Blocks	+/-
		M-A	M-A	M-A	OR DR TOT	PF FD					BS BA	
20 Jayla Myles	F 18:30	0-3	0-0	2-2	2 4 6	4 2	2	0	2	0	2 0	-19
32 Krislyn Marsh	F 24:08	0-6	0-0	1-2	4 6 10	3 1	1	0	1	0	1 1	-19
4 Ayonna Williams	G 36:46	3-13	1-2	4-5	2 5 7	2 4	11	1	9	0	0 0	-28
5 Sarah Edmond	G 29:19	7-16	1-5	1-3	0 1 1	5 2	16	2	4	2	0 0	-15
23 Jayla Thornton	G 30:53	4-12	3-8	1-2	0 1 1	2 4	12	1	0	0	0 0	-29
21 Imani Bryant	22:19	1-2	0-0	3-4	2 1 3	1 2	5	0	1	0	2 0	-15
2 Iyanna Warren	04:40	0-1	0-0	0-0	0 0 0	0 0	0	0	0	0	0 0	-3
3 Asia McCants	14:37	2-3	0-1	0-0	2 0 2	3 2	4	0	2	0	0 0	-11
24 Brooklyn Fort-Davis	07:36	0-1	0-0	0-0	0 2 2	0 1	0	0	0	0	0 0	-8
22 Tariah Johnson	02:00	0-1	0-0	0-0	0 0 0	0 0	0	0	0	0	0 0	-3
12 Curstyn Moore	01:45	0-0	0-0	2-2	0 0 0	0 1	2	0	1	1	0 0	2
10 Makayla Minetti	07:27	0-1	0-0	0-0	0 0 0	3 1	0	0	1	0	0 0	3
Team					3 3 6		0		0			
Totals		17-59	5-16	14-20	15 23 38	23 20	53	4	21	3	5 1	-29

Technical Fouls: NONE

NO. Name	Min	FG	3P	FT	Rebounds	Fouls	TP	AS	TO	ST	Blocks	+/-
		M-A	M-A	M-A	OR DR TOT	PF FD					BS BA	
20 Bethy Mununga	F 20:53	6-9	0-0	2-5	7 4 11	4 3	14	0	2	2	0 0	21
23 Tamara Henshaw	F 11:11	2-5	0-0	4-6	1 2 3	3 4	8	0	1	1	1 0	0
0 Enna Pehadzic	G 22:05	5-12	4-8	2-2	0 2 2	2 2	16	0	1	0	0 2	23
4 Elisa Pinzan	G 30:03	2-9	1-3	0-0	1 3 4	1 1	5	4	3	2	0 0	19
14 Luize Septe	G 14:44	3-5	0-0	0-0	2 0 2	1 1	6	1	0	0	0 1	1
22 Kristyna Brabencova	29:42	3-9	0-1	5-6	1 4 5	2 3	11	3	1	2	0 0	28
31 Beatriz Jordao	14:34	2-8	0-0	3-4	2 4 6	2 5	7	2	1	0	0 2	

NOV. 19, 2019 | AT NO. 2/2 BAYLOR | WACO, TEXAS

Official Basketball Box Score - Game Totals - Final Statistics

South Fla. vs Baylor
11/19/19 6:00 pm at

South Fla. 46 - 4-10 AAC

		Total			3-PT			Rebounds													
#	Player		FG-FGA	FG-FGA	FT-FTA	Off	Def	Total	PF	TP	A	TO	Blk	Stl	Min						
20	Bethy Mununga	F	6-12	1-1	3-7	5	7	12	4	16	1	4	1	3	39						
31	Beatriz Jordao	G	0-3	0-0	0-0	0	1	1	1	0	0	1	1	0	11						
00	Enna Pehadzic		1-10	1-6	0-2	3	1	4	3	2	3	0	2	28							
01	Maria Alvarez	G	2-9	1-8	1-2	0	2	2	3	6	1	1	0	2	28						
04	Elisa Pinzan	G	5-14	4-7	0-0	0	1	1	1	14	6	3	0	2	39						
14	Luize Septe		0-0	0-0	1-2	0	1	1	1	1	2	1	0	0	7						
21	Shae Leverett		0-2	0-0	0-0	3	5	5	0	0	3	1	1	1	20						
22	Kristyna Brabencova		1-6	0-2	0-0	1	0	1	5	2	1	1	1	0	14						
23	Tamara Henshaw		2-3	0-0	0-0	2	3	5	5	4	0	2	0	1	14						
Team						0	0	0													
Totals			17-59	7-24	5-13	14	21	35	28	46	13	19	4	11	200						
1st FG %		4.4%	28.6%	2nd 4-12	32.0%	3rd 4-16	48.8%	4th 3-13	23.1%	Game 17-59	28.6%	Rebound				7.2					
3PT %		2.6%	33.3%	2nd 2-3	66.7%	3rd 2-5	40.0%	4th 1-2	50.0%	Game 7-24	29.2%	Rebound									
FT %		8.0%	8.0%	2nd 1-2	50.0%	3rd 1-2	50.0%	4th 0-0	0.0%	Game 5-13	38.5%	Rebound									

Baylor 58 - 4-0-0 Big 12

		Total			3-PT		Rebounds									
#	Player		FG-FGA	FG-FGA	FT-FTA	Off	Def	Total	PF	TP	A	TO	BL	SL	Min	
01	Smith, Natyssa	F	3-7	0-0	6-7	1	4	5	4	12	0	3	0	0	31	
22	DeGrate, Erin	G	0-1	0-0	0-0	1	1	2	0	0	0	0	0	3	16	
00	Richards, Didi	G	1-3	0-0	0-0	1	4	5	3	8	7	1	2	3	40	
04	Cooper, Te'a	G	3-12	0-3	6-7	0	1	1	1	12	3	2	0	0	38	
24	Landrum, Juicy	G	2-5	1-3	5-8	0	8	8	0	10	2	4	1	3	40	
12	Ursin, Moon	G	0-2	0-0	0-0	1	1	2	0	0	0	2	0	0	7	
25	Egbo, Queen	G	7-15	0-0	2-8	6	4	10	5	16	1	6	1	1	28	
Team						0	0	0								
Totals			16-45	1-6	25-39	10	23	33	13	58	13	18	7	7	200	
1st FG %		5.1%	45.5%	2nd 4-16	25.0%	3rd 4-8	48.8%	4th 3-10	30.0%	Game 16-45	35.6%	Rebound	10.8			10.8
3PT %		0.0%	0.0%	2nd 0-0	0.0%	3rd 0-0	0.0%	4th 0-0	0.0%	Game 0-0	0.0%	Rebound	16			16.7%
FT %		5.7%	21.6%	2nd 6-7	85.7%	3rd 4-11	36.4%	4th 0-0	0.0%	Game 25-39	64.1%	Rebound	10			10.0%

Officials: Brian Grant, Chaney Munch, Stephanie Barksdale

Technical Fouls: South Fla. None; Baylor None.

Attendance: 785

2019-20 Women's Basketball, Round: II, Baylor vs South Fla., Played at Ford

Game by quarter	1st	2nd	3rd	4th	Total
South Fla.	10	11	16	9	46
Baylor	15	14	12	17	58

Last FG - USF 4th 03:30, BU 4th 01:07.

Largest lead - USF None, BU by 13 4th 00:24.

USF last for 00:00, BU last for 00:18. Game won last for 01:04.

Score tied - 1 time.

Lead changed - 8 times.

NOV. 24, 2019 | SAINT FRANCIS (PA.) | TAMPA, FLA.

Official Basketball Box Score - Final
Saint Francis (PA) at South Fla.
11/24/19 Yunging Center, Tampa
2019-20 Women's BasketballGame Time: 7:00 PM
Game Duration: 1:44
Attendance: 2,076

Officials: Norma Jones, Bob Entering, Ashlee Good

Saint Francis (PA) - 23

Record: 1-6

NO. Name	Min	FG			3P			FT			Rebounds			Fouls			TP	AS	TO	ST	Blocks			+/-
		M-A	M-A	M-A	M-A	M-A	M-A	OR	DR	TOT	PF	TP	FF	FG	M-A	FT					BS	BA	BA	
12 Katie Detwiler	F	30:13	0-1	0-0	0-0	0	4	1	1	0	0	0	1	1	33									
15 Haley Thomas	F	18:48	1-6	0-3	2-3	1	0	1	4	2	4	0	2	0	21									
3 Karson Swogger	G	30:22	2-11	1-5	5-5	0	4	1	3	10	0	1	2	0	37									
14 Lili Bentez	G	15:49	0-3	0-1	0	0	0	0	0	0	0	1	1	0	24									
22 Jenna Mastellone	G	24:57	1-4	1-3	2-4	0	2	2	2	3	5	0	1	2	0	20								
00 Phoe Allen	G	21:03	0-2	0-0	0-0	0	1	1	0	1	0	0	4	1	0	13								
11 Jada Dappa	G	24:53	0-4	0-2	0-0	2	2	4	1	0	1	3	0	0	19									
13 Sam Sabino	G	09:35	0-1	0-0	0-0	0	0	0	0	0	0	1	0	0	0	10								
2 Halie Murphy	G	09:00	1-5	1-3	0-0	1	1	2	1	0	3	0	5	0	0	9								
21 Kayley Kovac	G	08:06	0-0	0-0	0-0	1	0	1	2	0	0	0	0	0	0	5								
20 Caitlin Carroll	G	06:33	0-0	0-0	0-0	0	2	2	1	0	0	0	0	0	0	2								
25 McKenzie Pollard	G	02:41	0-0	0-0	1-2	1	1	2	1	0	1	0	0	0	0	2								
Team																								
Totals			5-37	3-17	10-14	10	19	29	13	11	23	2	25	5	1	2	39							

Technical Fouls: NONE

Dead Ball Rebounds: 4.0

South Fla. - 62

Record: 5-1

NO. Name	Min	FG			3P			FT			Rebounds			Fouls			TP	AS	TO	ST	Blocks			+/-
		M-A	M-A	M-A	M-A	M-A	M-A	OR	DR	TOT	PF	TP	FF	FG	M-A	FT					BS	BA	BA	
20 Bethy Mununga	F	20:51	4-6	0-0	0-0	1	5	6	1	1	8	1	3	0	0	26								
23 Tamara Henshaw	F	14:35	5-6	0-0	0-0	2	1	3	1	0	10	3	0	0	1	19								
0 Enna Pehadzic	G	17:26	2-6	2-4	0-0	0	1	1	1	1	6	0	0	0	0	29								
1 Maria Alvarez	G	25:08	0-4	0-3	0-0	1	1	2	2	1	0	2	1	1	0	12								
4 Elisa Pinzan	G	20:41	2-3	0-1	0-0	0	1	1	0	1	4	2	2	0	0	32								
5 Elena Tsineke	G	20:32	4-8	1-2	4-5	1	0	1	1	3	13	0	2	1	0	10								
14 Luize Septe	G	21:59	2-6	0-0	0-0	2	3	5	2	2	4	2	1	2	0	19								
21 Shae Leverett	G	25:46	5-8	0-0	2-4	7	6	13	2	3	12	0	1	2	0	20								
22 Kristyna Brabencova	G	18:48	2-9	1-5	0-2	0	1	1	0	1	5	1	2	0	1	15								
12 Cristina Bermejo	G	14:14	0-3	0-1	0-0	1	0	1	1	0	0	1	1	2	0	13								
Team																								
Totals			26-59	4-16	6-11	17	22	39	11	13	62	12	14	8	2	1	39							

Technical Fouls: NONE

Dead Ball Rebounds: 2.0

Biggest lead	0 (1st 10:00)
--------------	---------------

NOV. 30, 2019 | VS. NOTRE DAME | CANCUN, MEXICO



Official Basketball Box Score - Final
South Fla. at Notre Dame
11/30/19 HRIH Riviera Maya, Cancun
2019-20 Women's Basketball

Game Time: 4:00 PM
Game Duration: 1:41
Attendance: 174

Officials:

South Fla. - 51

Record: 5-4

NO.	Name	Min	FG	3P	FT	Reb	Or	Br	Un	Fouls	TP	AS	TO	ST	Blocks	Bs	+/-	
20	Bethy Mununga	F 29:36	2-4	0-0	0-0	4	6	10	2	2	2	4	1	4	1	2	0	
22	Kristyna Brabencova	F 12:49	0-4	0-2	0-0	1	0	1	1	3	1	0	1	1	0	0	0	
23	Tamara Henshaw	F 08:28	0-2	0-0	0-0	2	3	5	1	1	0	0	1	2	0	0	0	
1	Maria Alvarez	G 26:08	3-14	2-13	0-0	2	1	3	1	1	8	2	2	1	1	0	-13	
5	Elena Tsineke	G 31:53	4-14	4-12	0-0	1	3	4	2	0	12	0	2	0	0	1	-10	
4	Elisa Pinzan	22:22	2-11	0-7	0-1	0	0	0	0	1	4	3	3	0	1	0	-16	
21	Shae Leverett	27:27	4-6	0-0	3-4	7	2	9	2	4	11	2	1	0	1	1	-10	
0	Enna Pehadzic	21:07	2-9	2-7	0-0	3	2	5	3	2	6	2	0	0	0	0	-12	
14	Luize Septe	17:08	3-6	0-0	0-0	2	1	3	4	2	6	0	1	1	1	1	-15	
31	Beatriz Jordao	03:02	0-2	0-0	0-0	0	0	0	0	1	0	2	1	0	0	0	1	
Team						1	5	6			0	1						
Totals			20-72	8-41	3-5	23	23	46		20	13	51	14	18	3	5	3	-16

Technical Fouls:NONE

Shooting By Period	1st	2nd	3rd	4th	FT	GM FG
1st FG%	3-17	17.6%				
3PT%	1-11	9.1%				
FT%	2-2	100%				
2nd FG%	6-17	35.3%				
3PT%	3-9	33.3%				
FT%	0-0	0%				
3rd FG%	5-19	26.3%				
3PT%	2-10	20.0%				
FT%	1-3	33.3%				
4th FG%	6-19	31.6%				
3PT%	2-11	18.2%				
FT%	0-0	0%				
GM FG%	20-72	27.8%				
3PT%	8-41	19.5%				
FT%	3-5	60.0%				

Dead Ball Rebounds: 1

Notre Dame - 67

Record: 5-4

NO. Name	Min	FG M-A	3P M-A	FT M-A	Reb OR DR	Tot Fouls	TP	AS	TO	ST	Blocks BS BA	+/-		
22 Danielle Cosgrove	F 21:55	1-2	1-1	2-4	1 2 3	2 2	5	3	2	0	0	0	11	
33 Sam Brunelle	F 33:02	4-13	2-5	0-0	1 3 4	3 0	10	1	1	0	0	1	9	
10 Kaitlyn Gilbert	G 34:45	5-9	1-1	0-2	1 7 8	0 2	11	1	5	0	1	0	13	
24 Martina Sniezak	G 34:21	3-4	0-0	0-0	1 5 6	5 6	5	3	1	0	1	0	16	
24 Destinee Walker	G 36:47	6-16	1-7	4-7	1 3 4	1 4	17	1	1	1	0	1	14	
21 Anya Peoples	32:36	6-7	1-1	5-9	1 8 9	2 6	18	2	3	1	0	0	19	
2 Kaitlin Cole	06:34	0-1	0-0	0-0	1 1 2	0 0	0	0	0	0	0	0	1	-2
Team					1 1 2		0		3					
Totals		25-52	6-15	11-22	8 30 38	13 20	67	13	15	5	3	5	16	

Technical Fouls:NONE

Shooting By Period	1st	2nd	3rd	4th	FT	GM FG
1st FG%	5-10	50.0%				
3PT%	2-4	50.0%				
FT%	1-2	50%				
2nd FG%	5-15	33.3%				
3PT%	1-5	20.0%				
FT%	1-2	50%				
3rd FG%	9-14	64.3%				
3PT%	3-5	60.0%				
FT%	3-4	75%				
4th FG%	6-13	46.2%				
3PT%	0-1	0.0%				
FT%	6-12	50%				
GM FG%	25-52	48.1%				
3PT%	6-15	40.0%				
FT%	11-22	50.0%				

Dead Ball Rebounds: 6

	USF	UND
Biggest lead	3 (1st 7:36)	19 (4th 6:25)
Best Scoring Run	8 (2nd 0:18)	11 (1st 1:30)
Lead Changes	2	
Times Tied	2	
Time with Lead	03:59	33:53

Points from	USF	UND
Turnovers	20	23
Paint	24	34
Second Chance	17	5
Fast Breaks	6	17
Bench	27	18

Period by Period Scoring	1st	2nd	3rd	4th	TOT
USF	9	15	13	14	51
UND	13	12	24	18	67

DEC. 6, 2019 | ALABAMA STATE | TAMPA, FLA.



Official Basketball Box Score - Final
Alabama St. at South Fla.
12/06/19 Youngling Center, Tampa
2019-20 Women's Basketball

Game Time: 10:30 PM
Game Duration: 1:54

Officials: Eric Brewton, Tiana Curre, Angella Lewis

Alabama St. - 29

Record: 3-4

NO. Name	Min	FG	3P	FT	Rebounds	Fouls	TP	AS	TO	ST	Blocks	+/-
30 Aniyah Smith	F 28:35	2-9	0-2	1-2	5 3 8	0 1	5	1	1	1	0	-28
35 Zomorria Clark	F 22:32	1-11	0-0	1-4	5 3 4	2 4	2	1	0	0	0	-29
0 Ayana Emmanuel	G 35:22	1-14	1-6	1-2	0 3 3	3 6	4	2	1	2	0	-51
3 Jayla Crawford	G 24:52	1-6	1-3	2-2	1 0 1	1 1	5	1	2	3	0	-30
24 Hannah White	G 31:20	2-7	0-2	2-4	1 0 1	2 5	6	1	2	1	0	-40
5 Aiyah Nelson	07:35	0-1	0-0	0-1	0 0 1	0 0	0	0	1	0	0	-11
1 Tyshae Rudolph	24:09	2-5	1-2	0-0	2 3 5	0 2	5	0	1	1	0	-35
2 Armani Smith	16:45	1-3	0-0	0-0	0 0 0	0 0	2	0	2	1	0	-23
23 Doreesia Randle	06:22	0-3	0-0	0-0	0 1 1	1 2	0	0	1	0	0	-5
12 Kayauna Howard	02:28	0-0	0-0	0-0	0 0 0	0 0	0	0	0	0	0	-3
Team					5 3 8		0		3			
Totals		10-59	3-15	6-12	16 17 33	10 21	29	6	14	9	0	-51

Technical Fouls:NONE

Shooting By Period	1st	2nd	3rd	4th	FT	GM FG
1st FG%	3-12	25.0%				
3PT%	1-5	20.0%				
FT%	1-2	50%				
2nd FG%	5-17	29.4%				
3PT%	1-4	25.0%				
FT%	3-4	75%				
3rd FG%	2-15	13.3%				
3PT%	1-4	25.0%				
FT%	1-4	25%				
4th FG%	0-15	0.0%				
3PT%	0-2	0.0%				
FT%	1-2	50%				
GM FG%	10-59	16.9%				
3PT%	3-15	20.0%				
FT%	6-12	50.0%				

Dead Ball Rebounds: 4

South Fla. - 80

Record: 6-4

NO. Name		Min	FG M-A	3P M-A	FT M-A	Reb D O T	Fouls P F	TP	AS	TO	ST	Blocks Bk	+/-
20 Bethy Mununga	F	01:35	1-1	0-0	0-0	0 0 0	0 0	2	0	0	0	1	0
21 Shae Leverett	F	20:08	2-2	0-0	0-0	3 4 7	2 1	4	1	0	0	2	19
4 Elisa Pinzan	G	27:33	3-7	3-5	0-0	1 1 2	1 0	9	7	2	0	0	33
5 Elena Tsineke	G	20:21	6-11	3-7	0-0	1 0 1	3 1	15	1	2	0	1	14
14 Luize Septe	G	14:37	1-3	0-0	1-5	1 0 1	3 3	3	2	2	1	1	21
23 Tamara Henshaw		25:28	1-4	0-0	0-0	4 11 15	1 2	2	2	2	1	1	33
0 Enna Pehadzic		17:12	2-6	1-4	0-0	2 2 4	1 1	5	2	2	1	0	19
1 Maria Alvarez		23:55	6-11	6-11	0-0	1 2 3	0 0	18	3	0	0	0	43
31 Beatriz Jordao		18:35	3-5	0-0	0-0	2 7 9	2 0	6	1	4	1	3	29
22 Kristyna Brabencova		20:10	6-11	4-9	0-0	1 3 4	4 1	16	3	2	1	0	31
12 Cristina Bermejo		10:26	0-3	0-1	0-0	2 2 4	1 0	0	0	0	2	0	11
Team						2 3 5		0		0			
Totals			31-64	17-37	1-5	18 35 53	21 10	80	23	15	5	11	0

Technical Fouls:NONE

Shooting By Period	1st	2nd	3rd	4th	FT	GM FG
1st FG%	7-19	36.8%				
3PT%	2-8	25.0%				
FT%	0-2	0%				
2nd FG%	7-11	63.6%				
3PT%	6-9	66.7%				
FT%	0-0	0%				
3rd FG%	9-17	52.9%				
3PT%	5-10	50.0%				
FT%	1-3	33.3%				
4th FG%	8-17	47.1%				
3PT%	4-10	40.0%				
FT%	0-0	0%				
GM FG%	31-64	48.4%				
3PT%	17-37	45.9%				
FT%	1-5	20.0%				

Dead Ball Rebounds: 2

	ASU	USF
Biggest lead	0 (1st 10:00)	51 (4th 1:35)
Best Scoring Run	5 (2nd 5:53)	19 (3rd 2:15)
Lead Changes	0	
Times Tied	0	
Time with Lead	00:00	39:56

Points from	ASU	USF
Turnovers	6	14
Paint	14	20
Second Chance	3	13
Fast Breaks	3	4
Bench	7	47

Period by Period Scoring	1st	2nd	3rd	4th	TOT
ASU	8	14	6	1	29
USF	16	20	24	20	80

DEC. 15, 2019 | IDAHO | TAMPA, FLA.



Official Basketball Box Score - Final
Idaho at South Fla.
12/15/19 Youngling Center, Tampa
2019-20 Women's Basketball

Game Time: 1:00 PM
Game Duration: 1:55

Officials: Bruce Morris, Tom Danaher, Rebecca Taylor

Idaho - 64

Record: 4-4

NO. Name	Min	FG	3P	FT	Rebounds	Fouls	TP	AS	TO	ST	Blocks	+/-	
5 Beyonce Bea	F 39:55	5-12	2-6	0-0	0 3 3	1 0	12	1	4	0	0	0	-1
42 Natalie Klinker	F 09:29	1-3	0-0	0-0	1 2 3	5 2	2	1	0	0	0	1	12
33 Gina Marxen	G 39:22	3-11	3-9	0-0	0 5 5	3 1	9	8	1	1	0	0	-3
32 Chayse Mine	G 10:49	0-2	0-1	0-0	0 3 3	1 0	0	1	0	0	0	0	7
3 Lizzy Klinker	G 21:30	6-7	2-2	1-1	2 1 3	3 3	15	0	1	0	1	0	-2
4 Hailey Christopher	26:21	1-2	1-2	2-2	2 0 2	2 1	5	0	1	1	1	0	-4
11 Isabelle Hadden	24:16	4-9	0-1	2-2	0 1 1	2 2	10	4	0	0	1	0	-12
20 Allison Kirby	04:23	0-1	0-0	0-0	0 0 0	0 0	0	0	0	0	0	0	-5
13a Carlson	05:56	0-0	0-0	0-0	0 0 0	2 0	0	2	0	0	0	0	-1
25 Caitlyn Jones	14:38	4-11	3-9	0-0	0 1 1	1 1	11	0	0	1	0	0	-2
22 Janie King	03:21	0-3	0-0	0-0	0 0 0	0 0	0	0	0	0	0	0	-4
Team					3 6	0	0	0	0	0	0	0	
Total	74:51	14 22 5	8 2	30 10	64 47	30 10	64	47	3 2	3 2	3 2	3	

JAN. 16, 2020 | AT TEMPLE | PHILADELPHIA, PA.



Official Basketball Box Score - Final
South Fla. at Temple
01/16/20 McCaskey Hall, Philadelphia
2019-20 Women's Basketball

Game Time: 18:00 PM
Game Duration: 1:57
Attendance: 1,079

South Fla. - 69

Record: 19-7 (8-0)

No.	Name	Min	FG	3P	FT	Rebounds	Fouls	TP	AS	TO	ST	Blocks	BB	BA	+/-		
20	Bethy Mununga	28:15	1-6	0-0	4-4	2	7	9	4	3	6	1	4	2	1	0	4
22	Kristyna Brabencova	28:22	1-8	0-5	1-2	1	3	4	3	2	3	3	1	0	0	0	-8
23	Tamara Henshaw	25:24	4-8	0-0	0-0	2	4	6	2	2	8	0	1	0	0	0	-4
3	Sydney Harvey	27:11	5-10	1-2	8-11	1	0	1	1	6	19	0	1	1	0	1	-11
5	Elena Tsineke	31:48	7-15	4-7	2-2	1	4	5	4	1	20	2	2	1	0	2	9
4	Elisa Pinzan	29:35	0-3	0-2	2-2	1	4	5	1	1	2	7	2	1	0	0	4
21	Shae Leverett	10:26	1-5	0-0	0-0	1	1	2	0	0	2	0	0	0	0	1	-9
31	Beatriz Jordao	15:50	3-4	0-0	0-0	2	2	4	2	1	6	0	1	0	2	0	3
0	Enna Peradzic	03:09	0-0	0-0	0-0	0	0	0	0	1	0	0	0	0	0	0	-3
Team						3	4	7	0	0	0	0	0	0	0	0	-3
Totals		22:59	5-16	17-21	14	29	43	17	17	66	13	12	5	3	4	3	-4

Technical Fouls: NONE

Shooting By Period	1st	2nd	3rd	4th	FT	FG%
1st FG%	6-15	40.0%				
3PT%	2-9	66.7%				
FT%	0-0	0%				
2nd FG%	6-16	37.5%				
3PT%	2-6	33.3%				
FT%	2-2	100%				
3rd FG%	5-15	33.3%				
3PT%	0-4	0.0%				
FT%	3-5	60%				
4th FG%	5-13	38.5%				
3PT%	1-3	33.3%				
FT%	12-13	92.3%				
GM FG%	22-59	37.3%				
3PT%	5-16	31.3%				
FT%	17-21	81.0%				

Dead Ball Rebounds: 2, 8

Temple - 89

Record: 11-6 (5-0)

NO. Name	Min	FG	3P	FT	Rebounds	Fouls	TP	AS	TO	ST	Blocks	+/-				
		SB	BA	BA	OR	DR	FT				SB	BA				
20 Alexa Williamson	F 13:44	1-3	0-0	0-0	0	0	0	3	0	1	2	0	0	-2		
25 Mia Davis	F 38:41	9-14	3-3	4-5	3	5	8	3	5	25	3	4	0	1	1	2
1 Lena Nang	G 39:01	3-10	3-9	0-0	1	2	3	0	9	2	1	0	1	0	0	3
2 Aeonah Alexander	F 25:49	2-2	2-2	1-2	0	1	1	1	7	2	1	0	1	0	0	8
5 Marissa Mackins	G 28:00	2-8	1-6	3-6	0	4	4	3	4	9	3	2	2	0	0	6
0 Ashley Jones	G 29:43	6-15	0-5	4-8	0	6	6	1	6	16	4	3	0	0	1	-3
11 Shannon Adkinson	F 25:02	1-3	0-0	0-0	1	6	7	4	1	2	0	0	0	1	1	1
Team					2	0	2	0	0	0	0	0	0	0	0	3
Totals	24:55	9-25	12-21	7	24	31	17	17	69	14	12	4	4	3	3	

Technical Fouls: NONE

Shooting By Period	1st	2nd	3rd	4th	FT	FG%
1st FG%	6-15	40.0%				
3PT%	2-6	33.3%				
FT%	0-0	0%				
2nd FG%	6-12	50.0%				
3PT%	1-4	25.0%				
FT%	4-5	80%				
3rd FG%	6-16	50.0%				
3PT%	5-11	45.5%				
FT%	3-4	75%				
4th FG%	4-12	33.3%				
3PT%	1-4	25.0%				
FT%	3-8	37.5%				
GM FG%	24-55	43.6%				
3PT%	9-25	36.0%				
FT%	12-21	57.1%				

Dead Ball Rebounds: 4, 8

USF	TEM	Points from	USF	TEM	Period by Period Scoring
Biggest lead	3 (2nd 8:37)	18 (3rd 1:19)	Turnovers	15	14
Best Scoring Run	8 (4th 3:41)	8 (3rd 8:18)	Paint	24	26
Lead Changes	8	2	Second Chance	15	8
Times Tied	8	0	Fast Breaks	10	10
Time with Lead	04:08	30:43	Bench	10	18

JAN. 22, 2020 | AT WICHITA STATE | WICHITA, KAN.



Official Basketball Box Score - Final
South Fla. at Wichita St.
01/23/20 Charles Koch Arena, Wichita, Kan.
USF at Wichita State

Game Time: 12:30 AM
Game Duration: 1:46
Attendance: 1,556

South Fla. - 56

Record: 11-8 (3-3)

No.	Name	Min	FG	3P	FT	Rebounds	Fouls	TP	AS	TO	ST	Blocks	BB	+/-			
20	Bethy Mununga	F 32:07	6-11	0-0	1-1	5	10	15	2	3	13	1	4	0	4	0	8
22	Kristyna Brabencova	F 34:39	4-8	2-3	1-2	0	4	4	3	2	11	2	5	0	1	0	4
31	Beatriz Jordao	C 10:46	1-2	0-0	0-1	0	1	1	1	1	2	0	2	0	0	0	0
4	Elisa Pinzan	G 38:21	4-11	1-4	0-0	3	3	1	1	9	7	6	5	0	0	0	6
5	Elena Tsineke	G 18:00	2-7	1-4	1-1	0	2	2	2	1	6	2	5	1	0	1	7
3	Sydney Harvey	21:45	2-6	2-4	1-2	1	1	2	2	3	7	0	2	2	0	0	0
23	Tamara Henshaw	17:39	1-2	0-0	0-0	1	4	5	2	2	2	1	0	1	0	0	-5
21	Shae Leverett	19:28	2-2	0-0	2-3	2	3	5	0	2	6	0	0	0	2	0	9
12	Cristina Bermejo	07:15	0-0	0-0	0-0	1	1	2	1	0	0	1	1	0	0	0	-3
Team						2	0	2	0	0	0	0	0	0	0	0	6
Totals			22:49	6-15	6-10	12	29	41	14	15	56	14	25	9	7	1	6

Technical Fouls: NONE

Shooting By Period	1st	2nd	3rd	4th	FT	FG%
1st FG%	7-15	46.7%				
3PT%	3-5	60.0%				
FT%	0-1	0%				
2nd FG%	5-11	45.5%				
3PT%	0-3	0.0%				
FT%	0-1	0%				
3rd FG%	2-6	33.3%				
3PT%	1-2	50.0%				
FT%	2-4	50%				
4th FG%	6-16	50.0%				
3PT%	2-5	40.0%				
FT%	4-4	100%				
GM FG%	22-49	44.9%				
3PT%	6-15	40.0%				
FT%	6-10	60.0%				

Dead Ball Rebounds: 1, 1

Wichita St. - 50

Record: 11-8 (3-3)

NO. Name		Min	FG M-A	3P M-A	FT M-A	Rebounds OR DR TOT	Fouls PF F	TP	AS	TO	ST	Blocks BS BA	+/-				
13 Raven Prince	F	31:00	2-5	0-0	1-1	1	2	3	1	5	0	2	1	0	1	-3	
34 Shyia Smith	F	22:20	1-5	1-2	0-0	0	3	3	0	0	3	1	1	1	0	0	
2 Mariah McCully	G	28:17	7-17	3-6	4-8	1	2	3	1	6	21	1	5	2	0	1	
12 Carla Bremard	G	34:24	6-12	2-5	2-2	1	1	2	2	1	16	1	0	3	1	1	
23 Seraphine Bastin	G	16:23	2-3	0-0	0-0	1	1	2	4	0	4	3	3	2	0	1	
5 Ashley Reid		23:15	0-8	0-2	1-2	2	2	4	1	3	1	1	0	0	0	2	
21 Maya Brewer		02:31	0-1	0-0	0-0	0	0	0	0	0	0	0	1	0	0	-5	
24 Trajasha Colbert		11:18	0-2	0-0	0-0	3	1	4	0	0	0	0	2	0	0	-11	
1 DJ McCarty		13:32	0-3	0-2	0-0	0	0	0	1	1	0	1	0	2	0	1	
42 Asia Henderson		07:18	0-0	0-0	0-0	1	1	2	1	0	0	0	1	1	0	-1	
31 Vendela Danielsson		01:38	0-0	0-0	0-0	0	0	0	0	1	0	0	0	0	0	-3	
11 Ashlie Kirven		08:04	0-0	0-0	0-2	2	1	3	3	1	0	0	0	1	0	4	
Team						1	1	2	0	0	1	0	0	0	0	4	
Totals			18-56	6-17	8-15	13	15	28	15	14	50	8	16	13	1	7	-6

Technical Fouls: NONE

Shooting By Period	1st	2nd	3rd	4th	FT	FG%
1st FG%	5-13	38.5%				
3PT%	1-1	100.0%				
FT%	3-6	50%				
2nd FG%	3-16	18.8%				
3PT%	0-4	0.0%				
FT%	1-2	50%				
3rd FG%	7-15	46.7%				
3PT%	2-7	28.6%				
FT%	3-3	100%				
4th FG%	3-12	25.0%				
3PT%	3-5	60.0%				
FT%	1-4	25%				
GM FG%	18-56	32.1%				
3PT%	6-17	35.3%				
FT%	8-15	53.3%				

Dead Ball Rebounds: 2, 3

USF	WSU	Points from	USF	WSU	Period by Period Scoring
Biggest lead	10 (4th 1:50)	7 (3rd 1:13)	Turnovers	20	18
Best Scoring Run	11 (4th 4:17)	15 (3rd 1:13)	Paint	32	20
Lead Changes	6	7	Second Chance	13	7
Times Tied	3	6	Fast Breaks	6	10
Time with Lead	24:32	13:42	Bench	15	1

JAN. 25, 2020 | TULANE | TAMPA, FLA.



Official Basketball Box Score - Final
Tulane at South Fla.
01/25/20 Yuengling Center, Tampa
2019-20 Women's Basketball

Game Time: 7:00 PM
Game Duration: 2:01
Attendance: 2,207

Tulane - 56

Record: 11-9 (5-1)

NO. Name		Min	FG	3P	FT	Rebounds	Fouls	TP	AS	TO	ST	Blocks	BB	+	-		
23 Krystal Freeman	F	38:21	4-11	3-6	2-3	4	5	9	2	1	13	0	3	1	0	0	
42 Mia Heide	F	27:32	2-7	0-0	0-0	2	2	5	0	4	3	2	0	0	0	-3	
5 Kayla Manuiriangi	G	29:17	1-3	1-1	0-0	0	3	3	1	0	3	2	1	0	0	-8	
12 Sierra Cheatham	G	33:54	2-5	1-2	2-2	0	2	2	2	1	7	0	1	1	0	-1	
14 Dynah Jones	G	27:47	5-12	0-2	2-4	0	4	4	1	3	12	1	3	1	1	0	
00 Arsula Clark		25:30	5-10	0-0	0-0	3	4	7	2	4	13	1	2	0	0	-12	
21 Irina Parau		11:51	1-4	1-3	0-0	0	0	0	2	2	3	0	0	0	0	-3	
15 Anijah Grant		05:48	0-1	0-0	1-2	0	0	0	1	1	1	0	0	0	0	2	
Team						2	4	6		0	2						
Totals			20:53	6-14	10-15	9	24	33	16	12	56	7	14	3	1	0	-7
Technical Fouls: NONE																	

JAN. 29, 2020 | HOUSTON | TAMPA, FLA.



Official Basketball Box Score - Final
Houston at South Fla.
01/29/20 Yungling Center, Tampa
2019-20 Women's Basketball

Game Time: 7:00 PM
Game Duration: 1:46
Attendance: 2,282

Officials: Cameron Houze, Joseph Viaszky, Rod Grech

Houston - 45

Record: 19-11 (3-4)

NO. Name	Min	FG M-A	3P M-A	FT M-A	Rebounds OR DR TOT	Fouls PF FD	TP	AS	TO	ST	Blocks BS BA	+/-
1 Bria Patterson	F 26:35	1-6	0-2	1-2	3 4 7	3 1 3	0	1	0	0	0	-20
3 Dorian Branch	F 36:31	2-9	0-3	0-0	0 4 4	2 1 4	1	1	2	0	1	-21
30 Tatyana Hill	F 21:09	1-6	0-0	3-6	1 2 3	2 4 5	1	3	1	1	0	-15
5 Dymond Gladney	G 38:25	6-12	2-3	2-4	1 1 2	0 2 16	0	2	1	0	1	-30
23 Julia Blackshell-Fair	G 35:20	3-8	0-0	2-2	1 4 5	1 3 8	2	1	1	1	0	-29
44 Jazmine Lewis	G 09:53	0-5	0-0	3-4	2 1 3	0 2 3	0	2	1	0	0	-8
22 Keasia Peace	11:48	1-8	0-1	2-2	1 3 4	2 2 4	0	0	0	0	1	-13
24 Maya Jones	20:19	0-2	0-2	2-4	2 1 3	3 3 2	2	0	4	1	0	-9
Team					3 0 3	0	0	0	0	0	0	
Totals		14-56	2-11	15-24	14 20 34	13 18 45	4	14	7	2	3	-29

Technical Fouls: NONE

Shooting By Period	1st	2nd	3rd	4th	OT
1st FG%	1-11	9.1%			
3PT%	0-1	0.0%			
FT%	0-0	0%			
2nd FG%	6-14	42.9%			
3PT%	0-2	0.0%			
FT%	4-8	50%			
3rd FG%	3-14	21.4%			
3PT%	1-4	25.0%			
FT%	7-10	70%			
4th FG%	4-17	23.5%			
3PT%	1-4	25.0%			
FT%	4-6	66.7%			
GM FG%	14-56	25.0%			
3PT%	2-11	18.2%			
FT%	15-24	62.5%			

Dead Ball Rebounds: 7, 0

South Fla. - 74

Record: 13-8 (5-2)

NO. Name	Min	FG M-A	3P M-A	FT M-A	Rebounds OR DR TOT	Fouls PF FD	TP	AS	TO	ST	Blocks BS BA	+/-
20 Bethy Mununga	F 23:34	5-10	0-0	1-1	4 4 8	3 1 11	2	3	3	0	0	10
22 Kristyna Brabencova	F 08:14	1-5	0-1	0-0	0 1 1	1 0 2	0	0	0	0	0	12
31 Beatriz Jordao	C 14:19	0-2	0-0	0-0	2 4 6	3 0 0	0	1	0	2	1	10
4 Elisa Pinzan	G 33:39	2-5	2-4	0-0	0 1 1	0 0 6	3	4	1	0	0	21
5 Elena Tsineke	G 30:55	9-19	1-4	1-1	1 0 1	1 1 20	0	2	1	1	1	24
21 Shae Leverett	23:59	2-3	0-0	4-7	6 8 14	2 5 8	0	1	1	0	0	22
3 Sydney Harvey	23:51	4-9	2-5	5-5	0 0 0	3 3 15	3	1	1	0	0	15
23 Tamara Henshaw	18:58	4-6	0-0	1-1	2 9 11	4 3 9	2	3	0	0	0	16
12 Cristina Bermejo	12:21	1-2	1-1	0-0	0 1 1	1 0 0	3	2	0	1	0	15
0 Enna Peahdzic	11:00	0-4	0-1	0-0	1 0 1	0 0 0	0	1	0	0	0	0
Team					2 2 4	0	0	2				
Totals		28-65	6-16	12-15	18 30 48	18 13 74	13	17	8	3	2	29

Technical Fouls: NONE

Shooting By Period	1st	2nd	3rd	4th	OT
1st FG%	7-20	35.0%			
3PT%	1-5	20.0%			
FT%	3-3	100%			
2nd FG%	9-14	64.3%			
3PT%	2-3	66.7%			
FT%	2-2	100%			
3rd FG%	5-13	38.5%			
3PT%	2-5	40.0%			
FT%	2-3	66.7%			
4th FG%	7-18	38.9%			
3PT%	1-3	33.3%			
FT%	5-7	71.4%			
GM FG%	28-65	43.1%			
3PT%	6-16	37.5%			
FT%	12-15	80.0%			

Dead Ball Rebounds: 2, 0

	HOU	USF
Biggest lead	0 (1st 10:00)	29 (4th 1:11)
Best Scoring Run	5 (3rd 7:24)	14 (1st 0:04)
Lead Changes	0	0
Times Tied	0	0
Time with Lead	00:00	39:01

Points from	HOU	USF
Turnovers	9	16
Paint	12	38
Second Chance	9	16
Fast Breaks	8	18
Bench	9	35

Period by Period Scoring	1st	2nd	3rd	4th	TOT
HOU	2	16	14	13	45
USF	18	22	14	20	74

FEB. 2, 2020 | AT CINCINNATI | CINCINNATI, OHIO



Official Basketball Box Score - Final
USF at Cincinnati
02/02/20 Fifth Third Arena, Cincinnati, Ohio
2019-20 Cincinnati Women's Basketball

Game Time: 12:00 PM
Game Duration: 1:59
Attendance: 1,141

Officials: Ed Sidleky, Fatou Gassio-Stephens, Chris Saucedo

USF - 55

Record: 13-9 (5-3)

NO. Name	Min	FG M-A	3P M-A	FT M-A	Rebounds OR DR TOT	Fouls PF FD	TP	AS	TO	ST	Blocks BS BA	+/-
20 Bethy Mununga	F 14:31	0-0	0-0	1-2	2 4 6	4 2 1	1	3	0	0	0	-10
31 Beatriz Jordao	C 11:14	0-2	0-0	0-0	1 3 4	0 1 0	0	0	0	1	0	1
3 Sydney Harvey	G 29:50	3-10	1-3	3-6	0 1 1	5 3 10	1	4	0	0	1	-5
4 Elisa Pinzan	G 40:00	5-10	3-7	6-8	0 4 4	1 5 19	4	6	3	0	1	-5
5 Elena Tsineke	G 37:21	4-12	1-5	2-2	0 2 2	2 2 11	3	6	1	0	0	-4
12 Cristina Bermejo	11:14	0-0	0-0	2-2	1 0 1	0 1 2	0	4	0	0	0	0
21 Shae Leverett	28:46	2-5	0-0	1-2	3 8 11	3 1 5	0	4	1	3	0	-6
23 Tamara Henshaw	25:29	3-6	0-1	1-1	1 10 11	1 3 7	1	1	0	1	1	5
0 Enna Peahdzic	01:35	0-1	0-1	0-0	0 0 0	0 0 0	0	0	0	0	0	-1
Team					1 3 4	0	3					
Totals		17-46	5-17	16-23	9 35 44	16 18 55	10	31	5	5	3	-5

Technical Fouls: Team 1st 1:36

Shooting By Period	1st	2nd	3rd	4th	OT
1st FG%	7-15	46.7%			
3PT%	2-6	33.3%			
FT%	3-4	75%			
2nd FG%	5-15	33.3%			
3PT%	1-1	100%			
3rd FG%	3-8	37.5%			
3PT%	1-3	33.3%			
FT%	11-14	78.6%			
4th FG%	2-8	25.0%			
3PT%	0-3	0.0%			
FT%	1-4	25%			
GM FG%	17-46	37.0%			
3PT%	5-17	29.4%			
FT%	16-23	69.6%			

Dead Ball Rebounds: 7, 1

Cincinnati - 60

Record: 14-7 (5-3)

NO. Name	Min	FG M-A	3P M-A	FT M-A	Rebounds OR DR TOT	Fouls PF FD	TP	AS	TO	ST	Blocks BS BA	+/-
4 Angel Rizzor	F 38:07	8-20	0-0	0-1	3 3 6	1 2 16	1	4	1	2	1	10
23 Ilmarit Thomas	F 32:36	3-8	0-0	2-4	3 4 7	2 2 8	2	1	1	0	3	17
11 Sam Rodgers	G 33:25	4-11	0-5	2-2	0 2 2	5 2 10	3	2	1	1	0	-5
12 Antoinette Miller	G 35:50	5-20	0-2	4-6	0 3 3	3 7 14	5	3	8	0	1	5
30 Florence Sita	G 22:33	2-6	0-0	2-2	2 2 4	3 2 6	1	2	0	0	0	3
14 Addysa Moore	24:44	3-4	0-0	0-1	3 1 4	1 1 6	1	0	4	0	0	2
5 Nesma Khalifa	02:07	0-1	0-0	0 0 0	0 0 0	0 0 0	0	0	0	0	0	-7
35 Chellia Watson	05:21	0-1	0-1	0-0	0 1 1	2 0 0	0	0	0	0	0	5
10 Jady Scott	05:17	0-0	0-0	0-0	0 1 1	1 0 0	0	0	0	0	0	-5
Team					2 0 2	0	1					
Totals		25-71	0-9	10-16	13 17 30	18 16 60	13	13	15	3	5	5

Technical Fouls: NONE

Shooting By Period	1st	2nd	3rd	4th	OT
1st FG%	5-19	26.3%			
3PT%	0-4	0.0%			
FT%	3-4	75%			
2nd FG%	5-18	27.8%			
3PT%	0-4	0.0%			
FT%	0-0	0%			
3rd FG%	9-19	47.4%			
3PT%	0-1	0.0%			
FT%	4-7	57.1%			
4th FG%	6-15	40.0%			
3PT%	0-0	0.0%			
FT%	3-5	60%			
GM FG%	25-71	35.2%			
3PT%	0-9	0.0%			
FT%	10-16	62.5%			

Dead Ball Rebounds: 3, 3

	USF	CIN
Biggest lead	13 (2nd 1:58)	5 (4th 0:07)
Best Scoring Run	7 (1st 3:07)	10 (3rd 8:28)
Lead Changes	3	0
Times Tied	1	0
Time with Lead	35:43	03:38

Points from	USF	CIN
Turnovers	6	16
Paint	16	28
Second Chance	11	9
Fast Breaks	7	8
Bench	14	6

Period by Period Scoring	1st	2nd	3rd	4th	TOT
USF	19	13	18	5	55
CIN	13	10	22	15	60

FEB. 9, 2020 | TEMPLE | TAMPA, FLA.



Official Basketball Box Score - Final
Temple at South Fla.
02/09/20 Yungling Center, Tampa
2019-20 Women's Basketball

Game Time: 12:00 PM
Game Duration: 1:47
Attendance: 2,209

Officials: Brian Brunette, Norma Jones, John Capolino

Temple - 51

Record: 13-10 (5-5)

Temple - 51												
NO. Name	Min	FG M-A	3P M-A	FT M-A	Rebounds OR DR TOT	Fouls PF FD	TP	AS	TO	ST	Blocks BS BA	+/-
20 Alexa Williamson	F 28:40	3-11	0-0	4-4	2 2 4	3 2 10	0	2	1	0	0	-36
25 Mia Davis	F 27:41	3-12	0-1	4-4	1 5 6	4 6 10	1	4	0	0	1	-43
2 Asonah Alexander	G 28:34	1-4	0-0	0-0	0 0 0	3 1 2	1	0	0	1	0	-31
5 Marissa Mackins	G 34:24	3-14	2-11	5-6	1 1 2	2 4 13	4	3	0	0	0	-33
12 Emari Mayo	G 11:09	0-1	0-0	0-0	0 0 0	2 0 0	0	0	0	0	0	-30
1 Lena Niang	16:56	2-4	1-2	1-1	2 1 3	1 1 6	0	1	0	0	0	-26
11 Shannen Atkinson	15:54	5-8	0-0	0-0	3 2 5	1 0 10	0	1	0	1	0	-6
15 Clara Forde	27:11	0-4	0-3	0-0	2 1 3	1 1 0	0	1	2	0	0	-27
23 Destiny Samuel	05:34	0-1	0-1	0-0	0 0 0	0 0 0	0	2	0	0	0	-11
3 Rayniah Walker	03:57	0-0	0-0	0-0	1 0 1	0 0 0	0	1	0	0	0	3
Team					2 1 3	0	0	0				
Totals		17-59	3-18	14-15	14 13 27	17 15 51	9	12	3	2	1	-48



2019-20 South Fla. Women's Basketball Combined Team Statistics All games

Page 1/1
as of Feb 09, 2020

Game Records

Record	Overall	Home	Away	Neutral
ALL GAMES	14-9	12-1	2-4	0-4
CONFERENCE	6-3	4-1	2-2	0-0
NON-CONFERENCE	8-6	8-0	0-2	0-4

Score by Periods

Team	1st	2nd	3rd	4th	OT	TOT
South Fla.	386	381	386	369	0	1522
Opponents	313	301	349	346	0	1309

Team Box Score

No.	Player				Total		3-Point		F-Throw		Rebounds												PTS	AVG
		GP-GS	MIN	AVG	FG-FGA	FG%	3FG-FGA	3FG%	FT-FTA	FT%	OFF	DEF	TOT	AVG	PF	DQ	A	TO	BLK	STL				
5	TSINEKE, Elena	18-13	453:36	25.2	79-190	.416	30-87	.345	40-45	.889	12	23	35	1.9	38	0	28	45	3	14	228	12.7		
3	HARVEY, Sydni	13-7	294:13	22.6	43-106	.406	28-52	.538	44-53	.830	6	8	14	1.1	26	1	17	25	1	15	158	12.2		
20	MUNUNGA, Bethy	20-20	521:29	26.1	82-162	.506	1-5	.200	35-49	.714	76	114	190	9.5	55	0	25	56	21	23	200	10.0		
4	PINZAN, Elisa	18-15	584:40	32.5	55-150	.367	32-87	.368	25-31	.806	4	45	49	2.7	15	1	88	51	1	24	167	9.3		
1	ALVAREZ, Maria	15-8	409:45	27.3	44-131	.336	34-108	.315	10-20	.500	7	37	44	2.9	26	1	49	25	0	15	132	8.8		
22	BRABENCOVA, Kristyna	21-14	527:49	25.1	61-187	.326	24-86	.279	17-28	.607	27	51	78	3.7	57	1	39	42	17	14	163	7.8		
23	HENSHAW, Tamara	23-13	467:08	20.3	54-111	.486	0-3	.000	23-33	.697	56	108	164	7.1	48	1	23	30	11	14	131	5.7		
0	PEHADZIC, Enna	20-9	325:40	16.3	36-130	.277	26-89	.292	12-19	.632	17	24	41	2.1	27	0	15	20	0	9	110	5.5		
21	LEVERETT, Shae	22-3	467:38	21.3	43-65	.662	0-0	.000	26-53	.491	69	70	139	6.3	45	2	8	24	15	12	112	5.1		
14	SEPTE, Luize	10-3	154:09	15.4	14-32	.438	0-0	.000	7-15	.467	13	14	27	2.7	19	0	9	13	5	5	35	3.5		
31	JORDAO, Beatriz	22-10	244:37	11.1	27-72	.375	0-0	.000	8-15	.533	21	44	65	3.0	26	0	11	22	15	3	62	2.8		
12	BERMEJO, Cristina	16-0	140:23	8.8	7-29	.241	4-15	.267	6-7	.857	6	17	23	1.4	17	0	10	16	5	6	24	1.5		
2	LAZIC, Mihaela	1-0	08:28	8.5	0-1	.000	0-1	.000	0-0	.000	0	2	2	2.0	1	0	0	0	0	0	0	0.0		
Team											41	68	109					23						
Total		23	4600		545-1366	.399	179-533	.336	253-368	.688	355	625	980	42.6	400	7	322	392	94	154	1522	66.2		
Opponents		23	4599		451-1268	.356	115-362	.318	292-440	.664	238	498	736	32.0	376	10	234	339	55	173	1309	56.9		

Team Statistics

	USF	OPP
Scoring	1522	1309
Points per game	66.2	56.9
Scoring margin	+9.3	-
Field goals-att	545-1366	451-1268
Field goal pct	.399	.356
3 point fg-att	179-533	115-362
3-point FG pct	.336	.318
3-pt FG made per game	7.8	5.0
Free throws-att	253-368	292-440
Free throw pct	.688	.664
F-Throws made per game	11.0	12.7
Rebounds	980	736
Rebounds per game	42.6	32.0
Rebounding margin	+10.6	-
Assists	322	234
Assists per game	14.0	10.2
Turnovers	392	339
Turnovers per game	17.0	14.7
Turnover margin	-2.3	-
Assist/turnover ratio	0.8	0.7
Steals	154	173
Steals per game	6.7	7.5
Blocks	94	55
Blocks per game	4.1	2.4
Winning streak	1	-
Home win streak	3	-
Attendance	37559	13109
Home games-Avg/Game	13-2889	6-2185
Neutral site-Avg/Game	-	4-312

Team Results

Date	Opponent		Score	Att.
11/05/2019	Jacksonville	W	70-39	4495
11/08/2019	Texas	W	64-57	2289
11/12/2019	Howard	W	82-53	2006
11/15/2019	VCU	W	77-55	3520
11/19/2019	at Baylor	L	46-58	7485
11/24/2019	Saint Francis (PA)	W	62-23	2076
11/28/2019	vs South Dakota St.	L	50-61	235
11/29/2019	vs FGCU	L	77-81	198
11/30/2019	vs Notre Dame	L	51-67	174
12/06/2019	Alabama St.	W	80-29	4732
12/15/2019	Idaho	W	67-64	4480
12/19/2019	vs Mississippi St.	L	61-86	641
12/21/2019	at UNLV	L	51-61	850
12/30/2019	Brown	W	70-60	2062
01/05/2020	Cincinnati	W	76-68	2204
01/12/2020	at Tulsa	W	68-52	998
01/16/2020	at Temple	L	66-69	1079
01/19/2020	UCF	L	57-64	3017
01/22/2020	at Wichita St.	W	56-50	1556
01/25/2020	Tulane	W	63-56	2207
01/29/2020	Houston	W	74-45	2262
02/02/2020	at Cincinnati	L	55-60	1141
02/09/2020	Temple	W	99-51	2209



2019-20 South Fla. Women's Basketball Combined Team Statistics In Conference games

Page 1/1
as of Feb 09, 2020

Game Records

Record	Overall	Home	Away	Neutral
ALL GAMES	6-3	4-1	2-2	0-0
CONFERENCE	6-3	4-1	2-2	0-0
NON-CONFERENCE	0-0	0-0	0-0	0-0

Score by Periods

Team	1st	2nd	3rd	4th	OT	TOT
South Fla.	162	164	134	154	0	614
Opponents	106	120	153	136	0	515

Team Box Score

No.	Player				Total		3-Point		F-Throw		Rebounds												
		GP-GS	MIN	AVG	FG-FGA	FG%	3FG-FGA	3FG%	FT-FTA	FT%	OFF	DEF	TOT	AVG	PF	DQ	A	TO	BLK	STL	PTS	AVG	
3	HARVEY, Sydni	9-5	229:59	25.6	36-85	.424	26-45	.578	39-47	.830	5	6	11	1.2	20	1	11	18	1	11	137	15.2	
5	TSINEKE, Elena	9-8	254:13	28.2	42-100	.420	15-43	.349	20-21	.952	5	14	19	2.1	16	0	20	22	2	8	119	13.2	
4	PINZAN, Elisa	8-6	284:33	35.6	26-62	.419	18-42	.429	17-20	.850	1	23	24	3.0	3	0	46	28	0	13	87	10.9	
20	MUNUNGA, Bethy	9-9	237:42	26.4	32-67	.478	0-1	.000	16-22	.727	28	53	81	9.0	31	0	11	25	7	11	80	8.9	
22	BRABENCOVA, Kristyna	7-7	205:21	29.3	22-67	.328	11-33	.333	7-9	.778	6	21	27	3.9	19	0	17	17	5	6	62	8.9	
23	HENSHAW, Tamara	9-4	192:25	21.4	21-39	.538	0-1	.000	5-6	.833	13	41	54	6.0	20	0	13	12	3	4	47	5.2	
21	LEVERETT, Shae	8-1	177:59	22.2	15-23	.652	0-0	.000	10-18	.556	18	36	54	6.8	15	0	3	7	8	5	40	5.0	
31	JORDAO, Beatriz	9-4	106:24	11.8	10-26	.385	0-0	.000	1-7	.143	10	25	35	3.9	9	0	3	8	8	1	21	2.3	
1	ALVAREZ, Maria	1-1	21:41	21.7	1-5	.200	0-3	.000	0-0	.000	0	4	4	4.0	2	0	3	1	0	1	2	2.0	
12	BERMEJO, Cristina	6-0	46:12	7.7	2-5	.400	2-2	1.000	5-5	1.000	2	3	5	0.8	4	0	3	5	0	1	11	1.8	
0	PEHADZIC, Enna	6-0	43:31	7.3	4-17	.235	0-9	.000	0-0	.000	4	1	5	0.8	5	0	2	3	0	1	8	1.3	
Team											18	24	42					11					
Total		9	1800		211-496	.425	72-179	.402	120-155	.774	110	251	361	40.1	144	1	132	157	34	62	614	68.2	
Opponents		9	1800		184-517	.356	38-125	.304	109-165	.661	108	179	287	31.9	152	2	86	129	21	68	515	57.2	

Team Statistics

	USF	OPP
Scoring	614	515
Points per game	68.2	57.2
Scoring margin	+11.0	-
Field goals-att	211-496	184-517
Field goal pct	.425	.356
3 point fg-att	72-179	38-125
3-point FG pct	.402	.304
3-pt FG made per game	8.0	4.2
Free throws-att	120-155	109-165
Free throw pct	.774	.661
F-Throws made per game	13.3	12.1
Rebounds	361	287
Rebounds per game	40.1	31.9
Rebounding margin	+8.2	-
Assists	132	86
Assists per game	14.7	9.6
Turnovers	157	129
Turnovers per game	17.4	14.3
Turnover margin	-3.1	-
Assist/turnover ratio	0.8	0.7
Steals	62	68
Steals per game	6.9	7.6
Blocks	34	21
Blocks per game	3.8	2.3
Winning streak	1	-
Home win streak	3	-
Attendance	11899	4774
Home games-Avg/Game	5-2380	4-1194
Neutral site-Avg/Game	-	0-0

Team Results

Date	Opponent		Score	Att.
01/05/2020	Cincinnati	W	76-68	2204
01/12/2020	at Tulsa	W	68-52	998
01/16/2020	at Temple	L	66-69	1079
01/19/2020	UCF	L	57-64	3017
01/22/2020	at Wichita St.	W	56-50	1556
01/25/2020	Tulane	W	63-56	2207
01/29/2020	Houston	W	74-45	2262
02/02/2020	at Cincinnati	L	55-60	1141
02/09/2020	Temple	W	99-51	2209



2019-20 South Fla. Women's Basketball
Season/Career Statistics
All games

Page 1/1
as of Feb 09, 2020

Summary

Player	Season Statistics										Career Statistics									
	GP-GS	MIN/G	FG%	3FG%	FT%	R/G	A/G	STL	BLK	PTS/G	GP-GS	MIN/G	FG%	3FG%	FT%	R/G	A/G	STL	BLK	PTS/G
ALVAREZ, Maria	15-8	27.3	.336	.315	.500	2.9	3.3	15	0	8.8	15-8	27.3	.336	.315	.500	2.9	3.3	15	0	8.8
BERMEJO, Cristina	16-0	8.8	.241	.267	.857	1.4	0.6	6	5	1.5	16-0	8.8	.241	.267	.857	1.4	0.6	6	5	1.5
BRABENCOVA, Kristyna	21-14	25.1	.326	.279	.607	3.7	1.9	14	17	7.8	21-14	25.1	.326	.279	.607	3.7	1.9	14	17	7.8
HARVEY, Sydni	13-7	22.6	.406	.538	.830	1.1	1.3	15	1	12.2	45-31	28.0	.342	.399	.838	2.2	2.2	36	3	11.8
HENSHAW, Tamara	23-13	20.3	.486	.000	.697	7.1	1.0	14	11	5.7	124-77	23.3	.563	.000	.612	6.9	0.9	79	81	6.5
JORDAO, Beatriz	22-10	11.1	.375	.000	.533	3.0	0.5	3	15	2.8	34-22	14.5	.528	.000	.610	3.9	0.5	8	38	5.8
LAZIC, Mihaela	1-0	8.5	.000	.000	.000	2.0	0.0	0	0	0.0	1-0	8.5	.000	.000	.000	2.0	0.0	0	0	0.0
LEVERETT, Shae	22-3	21.3	.662	.000	.491	6.3	0.4	12	15	5.1	84-27	20.2	.602	.000	.592	5.5	0.4	37	78	5.0
MUNUNGA, Bethy	20-20	26.1	.506	.200	.714	9.5	1.3	23	21	10.0	20-20	26.1	.506	.200	.714	9.5	1.3	23	21	10.0
PEHADZIC, Enna	20-9	16.3	.277	.292	.632	2.1	0.8	9	0	5.5	64-32	21.1	.306	.314	.703	3.5	0.5	33	1	8.5
PINZAN, Elisa	18-15	32.5	.367	.368	.806	2.7	4.9	24	1	9.3	49-30	27.5	.314	.302	.813	2.2	3.9	50	1	6.2
SEPTE, Luize	10-3	15.4	.438	.000	.467	2.7	0.9	5	5	3.5	32-22	25.3	.283	.133	.517	3.4	1.6	17	35	4.3
TSINEKE, Elena	18-13	25.2	.416	.345	.889	1.9	1.6	14	3	12.7	18-13	25.2	.416	.345	.889	1.9	1.6	14	3	12.7

Scoring

Player	Season Statistics									Career Statistics								
	FG-FGA	FG%	3FG-3FGA	3FG%	FT-FTA	FT%	PTS	PTS/G		FG-FGA	FG%	3FG-3FGA	3FG%	FT-FTA	FT%	PTS	PTS/G	
ALVAREZ, Maria	44-131	.336	34-108	.315	10-20	.500	132	8.8		44-131	.336	34-108	.315	10-20	.500	132	8.8	
BERMEJO, Cristina	7-29	.241	4-15	.267	6-7	.857	24	1.5		7-29	.241	4-15	.267	6-7	.857	24	1.5	
BRABENCOVA, Kristyna	61-187	.326	24-86	.279	17-28	.607	163	7.8		61-187	.326	24-86	.279	17-28	.607	163	7.8	
HARVEY, Sydni	43-106	.406	28-52	.538	44-53	.830	158	12.2		163-477	.342	73-183	.399	134-160	.838	533	11.8	
HENSHAW, Tamara	54-111	.486	0-3	.000	23-33	.697	131	5.7		350-622	.563	0-7	.000	104-170	.612	804	6.5	
JORDAO, Beatriz	27-72	.375	0-0	.000	8-15	.533	62	2.8		86-163	.528	0-0	.000	25-41	.610	197	5.8	
LAZIC, Mihaela	0-1	.000	0-1	.000	0-0	.000	0	0.0		0-1	.000	0-1	.000	0-0	.000	0	0.0	
LEVERETT, Shae	43-65	.662	0-0	.000	26-53	.491	112	5.1		153-254	.602	0-1	.000	113-191	.592	419	5.0	
MUNUNGA, Bethy	82-162	.506	1-5	.200	35-49	.714	200	10.0		82-162	.506	1-5	.200	35-49	.714	200	10.0	
PEHADZIC, Enna	36-130	.277	26-89	.292	12-19	.632	110	5.5		184-602	.306	100-318	.314	78-111	.703	546	8.5	
PINZAN, Elisa	55-150	.367	32-87	.368	25-31	.806	167	9.3		95-303	.314	55-182	.302	61-75	.813	306	6.2	
SEPTE, Luize	14-32	.438	0-0	.000	7-15	.467	35	3.5		52-184	.283	4-30	.133	31-60	.517	139	4.3	
TSINEKE, Elena	79-190	.416	30-87	.345	40-45	.889	228	12.7		79-190	.416	30-87	.345	40-45	.889	228	12.7	

Totals

Player	Season Statistics									Career Statistics								
	O-REB	D-REB	TOTAL	PF	FO	A	TO	A/TO		O-REB	D-REB	TOTAL	PF	FO	A	TO	A/TO	
ALVAREZ, Maria	7	37	44	26	1	49	25	2.0		7	37	44	26	1	49	25	2.0	
BERMEJO, Cristina	6	17	23	17	0	10	16	0.6		6	17	23	17	0	10	16	0.6	
BRABENCOVA, Kristyna	27	51	78	57	1	39	42	0.9		27	51	78	57	1	39	42	0.9	
HARVEY, Sydni	6	8	14	26	1	17	25	0.7		36	61	97	98	5	99	118	0.8	
HENSHAW, Tamara	56	108	164	48	1	23	30	0.8		329	521	850	246	4	114	122	0.9	
JORDAO, Beatriz	21	44	65	26	0	11	22	0.5		42	91	133	57	0	16	42	0.4	
LAZIC, Mihaela	0	2	2	1	0	0	0	0.0		0	2	2	1	0	0	0	0.0	
LEVERETT, Shae	69	70	139	45	2	8	24	0.3		213	251	464	171	4	34	86	0.4	
MUNUNGA, Bethy	76	114	190	55	0	25	56	0.4		76	114	190	55	0	25	56	0.4	
PEHADZIC, Enna	17	24	41	27	0	15	20	0.8		68	154	222	66	0	29	83	0.3	
PINZAN, Elisa	4	45	49	15	1	88	51	1.7		8	101	109	56	1	191	125	1.5	
SEPTE, Luize	13	14	27	19	0	9	13	0.7		36	72	108	51	1	50	66	0.8	
TSINEKE, Elena	12	23	35	38	0	28	45	0.6		12	23	35	38	0	28	45	0.6	



**2019-20 South Fla. Women's Basketball
Season Schedule/Results & Leaders
All games**

Page 1/1
as of Feb 09, 2020

Game Records

Record	Overall	Home	Away	Neutral
ALL GAMES	14-9	12-1	2-4	0-4
CONFERENCE	6-3	4-1	2-2	0-0
NON-CONFERENCE	8-6	8-0	0-2	0-4

Team Results

Date	Opponent		Score	Att.	High Points	High Rebounds
11/05/2019	Jacksonville	W	70-39	4495	(20) PEHADZIC, Enna	(12) MUNUNGA, Bethy
11/08/2019	Texas	W	64-57	2289	(16) PEHADZIC, Enna	(8) MUNUNGA, Bethy
11/12/2019	Howard	W	82-53	2006	(16) PEHADZIC, Enna	(11) MUNUNGA, Bethy
11/15/2019	VCU	W	77-55	3520	(20) ALVAREZ, Maria	(12) MUNUNGA, Bethy
11/19/2019	at Baylor	L	46-58	7485	(16) MUNUNGA, Bethy	(12) MUNUNGA, Bethy
11/24/2019	Saint Francis (PA)	W	62-23	2076	(13) TSINEKE, Elena	(13) LEVERETT, Shae
11/28/2019	vs South Dakota St.	L	50-61	235	(15) MUNUNGA, Bethy	(12) MUNUNGA, Bethy
11/29/2019	vs FGCU	L	77-81	198	(19) TSINEKE, Elena	(12) MUNUNGA, Bethy
11/30/2019	vs Notre Dame	L	51-67	174	(12) TSINEKE, Elena	(10) MUNUNGA, Bethy
12/06/2019	Alabama St.	W	80-29	4732	(18) ALVAREZ, Maria	(15) HENSHAW, Tamara
12/15/2019	Idaho	W	67-64	4480	(14) ALVAREZ, Maria	(12) HENSHAW, Tamara
12/19/2019	vs Mississippi St.	L	61-86	641	(12) ALVAREZ, Maria	(10) HENSHAW, Tamara
12/21/2019	at UNLV	L	51-61	850	(9) LEVERETT, Shae	(13) HENSHAW, Tamara
					(9) BRABENCOVA, Kristyna	
12/30/2019	Brown	W	70-60	2062	(17) TSINEKE, Elena	(14) MUNUNGA, Bethy
01/05/2020	Cincinnati	W	76-68	2204	(19) TSINEKE, Elena	(7) LEVERETT, Shae
						(7) HENSHAW, Tamara
						(7) MUNUNGA, Bethy
01/12/2020	at Tulsa	W	68-52	998	(20) HARVEY, Sydni	(9) MUNUNGA, Bethy
01/16/2020	at Temple	L	66-69	1079	(20) TSINEKE, Elena	(9) MUNUNGA, Bethy
01/19/2020	UCF	L	57-64	3017	(23) PINZAN, Elisa	(9) MUNUNGA, Bethy
01/22/2020	at Wichita St.	W	56-50	1556	(13) MUNUNGA, Bethy	(15) MUNUNGA, Bethy
01/25/2020	Tulane	W	63-56	2207	(16) HARVEY, Sydni	(10) MUNUNGA, Bethy
01/29/2020	Houston	W	74-45	2262	(20) TSINEKE, Elena	(14) LEVERETT, Shae
02/02/2020	at Cincinnati	L	55-60	1141	(19) PINZAN, Elisa	(11) LEVERETT, Shae
						(11) HENSHAW, Tamara
02/09/2020	Temple	W	99-51	2209	(25) HARVEY, Sydni	(8) MUNUNGA, Bethy
					(25) TSINEKE, Elena	

Attendance Summary

	Games	Attend	Avg/Game
Home	13	37559	2889
Away	6	13109	2185
Neutral	4	1248	312
Total	23	51916	2257



**2019-20 South Fla. Women's Basketball
Team Game-by-Game
All games**

Page 1/1
as of Feb 09, 2020

				Total		3-Pointers		Free throws		Rebounds											
Opponent	Date	Score		FG-FGA	PCT	3FG-FGA	PCT	FT-FTA	PCT	OFF	DEF	TOT	AVG	PF	A	TO	BLK	STL	PTS	AVG	
Jacksonville	11/05/2019	70-39	W	26-64	.406	10-26	.385	8-18	.444	21	42	63	63.0	11	16	18	7	6	70	70.0	
Texas	11/08/2019	64-57	W	23-60	.383	5-23	.217	13-19	.684	12	22	34	48.5	20	12	18	5	3	64	67.0	
Howard	11/12/2019	82-53	W	29-70	.414	7-20	.350	17-27	.630	22	30	52	49.7	20	15	13	1	11	82	72.0	
VCU	11/15/2019	77-55	W	28-63	.444	10-18	.556	11-20	.550	20	21	41	47.5	17	19	13	3	10	77	73.3	
at Baylor	11/19/2019	46-58	L	17-59	.288	7-24	.292	5-13	.385	14	21	35	45.0	28	13	19	4	11	46	67.8	
Saint Francis (PA)	11/24/2019	62-23	W	26-59	.441	4-16	.250	6-11	.545	17	22	39	44.0	11	12	14	2	8	62	66.8	
vs South Dakota St.	11/28/2019	50-61	L	20-57	.351	4-29	.138	6-7	.857	16	18	34	42.6	19	8	20	2	10	50	64.4	
vs FGCU	11/29/2019	77-81	L	28-62	.452	9-21	.429	12-17	.706	13	28	41	42.4	28	14	20	4	4	77	66.0	
vs Notre Dame	11/30/2019	51-67	L	20-72	.278	8-41	.195	3-5	.600	23	23	46	42.8	20	14	18	5	3	51	64.3	
Alabama St.	12/06/2019	80-29	W	31-64	.484	17-37	.459	1-5	.200	18	35	53	43.8	21	23	15	11	5	80	65.9	
Idaho	12/15/2019	67-64	W	21-60	.350	6-24	.250	19-25	.760	22	29	51	44.5	10	11	12	2	3	67	66.0	
vs Mississippi St.	12/19/2019	61-86	L	22-62	.355	9-23	.391	8-14	.571	16	27	43	44.3	21	12	24	5	8	61	65.6	
at UNLV	12/21/2019	51-61	L	18-55	.327	5-26	.192	10-15	.667	16	26	42	44.2	17	9	20	3	4	51	64.5	
Brown	12/30/2019	70-60	W	25-63	.397	6-26	.231	14-17	.824	15	30	45	44.2	13	12	11	6	6	70	64.9	
Cincinnati	01/05/2020	76-68	W	26-62	.419	8-23	.348	16-21	.762	17	23	40	43.9	16	17	13	3	8	76	65.6	
at Tulsa	01/12/2020	68-52	W	23-47	.489	9-18	.500	13-20	.650	6	29	35	43.4	19	14	20	6	9	68	65.8	
at Temple	01/16/2020	66-69	L	22-59	.373	5-16	.313	17-21	.810	14	29	43	43.4	17	13	12	3	5	66	65.8	
UCF	01/19/2020	57-64	L	18-54	.333	10-25	.400	11-14	.786	11	21	32	42.7	17	16	16	6	9	57	65.3	
at Wichita St.	01/22/2020	56-50	W	22-49	.449	6-15	.400	6-10	.600	12	29	41	42.6	14	14	25	7	9	56	64.8	
Tulane	01/25/2020	63-56	W	20-53	.377	10-24	.417	13-14	.929	9	26	35	42.3	12	14	13	0	4	63	64.7	
Houston	01/29/2020	74-45	W	28-65	.431	6-16	.375	12-15	.800	18	30	48	42.5	18	13	17	3	8	74	65.1	
at Cincinnati	02/02/2020	55-60	L	17-46	.370	5-17	.294	16-23	.696	9	35	44	42.6	16	10	31	5	5	55	64.7	
Temple	02/09/2020	99-51	W	35-61	.574	13-25	.520	16-17	.941	14	29	43	42.6	15	21	10	1	5	99	66.2	
Total		1522		545-1366	.399	179-533	.336	253-368	.688	355	625	980	42.6	400	322	392	94	154	1522	66.2	
Opponents		1309		451-1268	.356	115-362	.318	292-440	.664	238	498	736	32.0	376	234	339	55	173	1309	56.9	

South Fla. Averages

Games Played	Points/game	FG Pct	3FG Pct	FT Pct	Rebounds/game	Assists/game	Turnovers/game	Assist/Turnover ratio	Steals/game	Blocks/game
23	66.2	39.9	33.6	68.8	42.6	14.0	17.0	0.8	6.7	4.1



**2019-20 South Fla. Women's Basketball
Opponents Game-by-Game
All games**

Page 1/1
as of Feb 09, 2020

				Total		3-Pointers		Free throws		Rebounds											
Opponent	Date	Score		FG-FGA	PCT	3FG-FGA	PCT	FT-FTA	PCT	OFF	DEF	TOT	AVG	PF	A	TO	BLK	STL	PTS	AVG	
Jacksonville	11/05/2019	70-39	W	15-61	.246	4-18	.222	5-10	.500	7	24	31	31.0	19	8	12	2	12	39	39.0	
Texas	11/08/2019	64-57	W	24-59	.407	1-9	.111	8-15	.533	9	22	31	31.0	21	13	17	3	7	57	48.0	
Howard	11/12/2019	82-53	W	17-59	.288	5-16	.313	14-20	.700	15	23	38	33.3	23	4	21	5	3	53	49.7	
VCU	11/15/2019	77-55	W	19-44	.432	3-12	.250	14-21	.667	6	21	27	31.8	17	8	17	2	8	55	51.0	
at Baylor	11/19/2019	46-58	L	16-45	.356	1-6	.167	25-39	.641	10	23	33	32.0	13	13	18	7	7	58	52.4	
Saint Francis (PA)	11/24/2019	62-23	W	5-37	.135	3-17	.176	10-14	.714	10	19	29	31.5	13	2	25	1	5	23	47.5	
vs South Dakota St.	11/28/2019	50-61	L	23-47	.489	4-11	.364	11-21	.524	9	20	29	31.1	11	11	19	2	7	61	49.4	
vs FGCU	11/29/2019	77-81	L	22-57	.386	12-33	.364	25-33	.758	7	23	30	31.0	20	16	10	0	8	81	53.4	
vs Notre Dame	11/30/2019	51-67	L	25-52	.481	6-15	.400	11-22	.500	8	30	38	31.8	13	13	15	3	5	67	54.9	
Alabama St.	12/06/2019	80-29	W	10-59	.169	3-15	.200	6-12	.500	16	17	33	31.9	10	6	14	0	9	29	52.3	
Idaho	12/15/2019	67-64	W	24-61	.393	11-33	.333	5-5	1.000	8	22	30	31.7	19	17	7	3	3	64	53.4	
vs Mississippi St.	12/19/2019	61-86	L	30-65	.462	5-11	.455	21-31	.677	12	27	39	32.3	19	16	11	4	15	86	56.1	
at UNLV	12/21/2019	51-61	L	19-48	.396	7-14	.500	16-18	.889	4	24	28	32.0	13	8	12	0	13	61	56.5	
Brown	12/30/2019	70-60	W	18-57	.316	12-27	.444	12-14	.857	9	24	33	32.1	13	13	12	2	3	60	56.7	
Cincinnati	01/05/2020	76-68	W	27-56	.482	3-6	.500	11-16	.688	8	19	27	31.7	21	13	16	3	2	68	57.5	
at Tulsa	01/12/2020	68-52	W	16-52	.308	5-17	.294	15-25	.600	13	20	33	31.8	19	6	18	1	14	52	57.1	
at Temple	01/16/2020	66-69	L	24-55	.436	9-25	.360	12-21	.571	7	24	31	31.8	17	14	12	4	4	69	57.8	
UCF	01/19/2020	57-64	L	23-59	.390	4-8	.500	14-18	.778	17	27	44	32.4	16	12	14	4	7	64	58.2	
at Wichita St.	01/22/2020	56-50	W	18-56	.321	6-17	.353	8-15	.533	13	15	28	32.2	15	8	16	1	13	50	57.7	
Tulane	01/25/2020	63-56	W	20-53	.377	6-14	.429	10-15	.667	9	24	33	32.3	16	7	14	1	3	56	57.7	
Houston	01/29/2020	74-45	W	14-56	.250	2-11	.182	15-24	.625	14	20	34	32.3	13	4	14	2	7	45	57.0	
at Cincinnati	02/02/2020	55-60	L	25-71	.352	0-9	.000	10-16	.625	13	17	30	32.2	18	13	13	3	15	60	57.2	
Temple	02/09/2020	99-51	W	17-59	.288	3-18	.167	14-15	.933	14	13	27	32.0	17	9	12	2	3	51	56.9	
Total		1309		451-1268	.356	115-362	.318	292-440	.664	238	498	736	32.0	376	234	339	55	173	1309	56.9	
South Fla.		1522		545-1366	.399	179-533	.336	253-368	.688	355	625	980	42.6	400	322	392	94	154	1522	66.2	

Opponents Averages

Games Played	Points/game	FG Pct	3FG Pct	FT Pct	Rebounds/game	Assists/game	Turnovers/game	Assist/Turnover ratio	Steals/game	Blocks/game
23	56.9	35.6	31.8	66.4	32.0	10.2	14.7	0.7	7.5	2.4



**2019-20 South Fla. Women's Basketball
Team High/Low Analysis
All games**

Page 1/4
as of Feb 09, 2020

South Fla. - Game Highs

POINTS	99		Temple (02/09/2020)
	82		Howard (11/12/2019)
	80		Alabama St. (12/06/2019)
	77		vs FGCU (N) (11/29/2019)
	77		VCU (11/15/2019)
FIELD GOALS MADE	35		Temple (02/09/2020)
	31		Alabama St. (12/06/2019)
FIELD GOAL ATTEMPTS	72		vs Notre Dame (N) (11/30/2019)
	70		Howard (11/12/2019)
FIELD GOAL PERCENTAGE	.574	(35-61)	Temple (02/09/2020)
	.489	(23-47)	at Tulsa (01/12/2020)
3 PT FG MADE	17		Alabama St. (12/06/2019)
	13		Temple (02/09/2020)
3 PT FG ATTEMPTS	41		vs Notre Dame (N) (11/30/2019)
	37		Alabama St. (12/06/2019)
3 PT FG PERCENTAGE	.556	(10-18)	VCU (11/15/2019)
	.520	(13-25)	Temple (02/09/2020)
FREE THROWS MADE	19		Idaho (12/15/2019)
	17		at Temple (01/16/2020)
	17		Howard (11/12/2019)
FREE THROW ATTEMPTS	27		Howard (11/12/2019)
	25		Idaho (12/15/2019)
FREE THROW PERCENTAGE	.941	(16-17)	Temple (02/09/2020)
	.929	(13-14)	Tulane (01/25/2020)
REBOUNDS	63		Jacksonville (11/05/2019)
	53		Alabama St. (12/06/2019)
ASSISTS	23		Alabama St. (12/06/2019)
	21		Temple (02/09/2020)
STEALS	11		at Baylor (11/19/2019)
	11		Howard (11/12/2019)
BLOCKED SHOTS	11		Alabama St. (12/06/2019)
	7		at Wichita St. (01/22/2020)
	7		Jacksonville (11/05/2019)
TURNOVERS	31		at Cincinnati (02/02/2020)
	25		at Wichita St. (01/22/2020)
FOULS	29		vs FGCU (N) (11/29/2019)
	28		at Baylor (11/19/2019)



**2019-20 South Fla. Women's Basketball
Team High/Low Analysis
All games**

Page 2/4
as of Feb 09, 2020

Opponent - Game Highs

POINTS	86		vs Mississippi St. (N) (12/19/2019)
	81		vs FGCU (N) (11/29/2019)
	69		at Temple (01/16/2020)
	68		Cincinnati (01/05/2020)
	67		vs Notre Dame (N) (11/30/2019)
FIELD GOALS MADE	30		vs Mississippi St. (N) (12/19/2019)
	27		Cincinnati (01/05/2020)
FIELD GOAL ATTEMPTS	71		at Cincinnati (02/02/2020)
	65		vs Mississippi St. (N) (12/19/2019)
FIELD GOAL PERCENTAGE	.489	(23-47)	vs South Dakota St. (N) (11/28/2019)
	.482	(27-56)	Cincinnati (01/05/2020)
3 PT FG MADE	12		Brown (12/30/2019)
	12		vs FGCU (N) (11/29/2019)
3 PT FG ATTEMPTS	33		Idaho (12/15/2019)
	33		vs FGCU (N) (11/29/2019)
3 PT FG PERCENTAGE	.500	(7-14)	at UNLV (12/21/2019)
	.500	(4-8)	UCF (01/19/2020)
	.500	(3-6)	Cincinnati (01/05/2020)
FREE THROWS MADE	25		vs FGCU (N) (11/29/2019)
	25		at Baylor (11/19/2019)
FREE THROW ATTEMPTS	39		at Baylor (11/19/2019)
	33		vs FGCU (N) (11/29/2019)
FREE THROW PERCENTAGE	1.000	(5-5)	Idaho (12/15/2019)
	.933	(14-15)	Temple (02/09/2020)
REBOUNDS	44		UCF (01/19/2020)
	39		vs Mississippi St. (N) (12/19/2019)
ASSISTS	17		Idaho (12/15/2019)
	16		vs Mississippi St. (N) (12/19/2019)
	16		vs FGCU (N) (11/29/2019)
STEALS	15		at Cincinnati (02/02/2020)
	15		vs Mississippi St. (N) (12/19/2019)
BLOCKED SHOTS	7		at Baylor (11/19/2019)
	5		Howard (11/12/2019)
TURNOVERS	25		Saint Francis (PA) (11/24/2019)
	21		Howard (11/12/2019)
FOULS	23		Howard (11/12/2019)
	21		Cincinnati (01/05/2020)
	21		vs FGCU (N) (11/29/2019)
	21		Texas (11/08/2019)



**2019-20 South Fla. Women's Basketball
Team High/Low Analysis
All games**

Page 3/4
as of Feb 09, 2020

South Fla. - Game Lows

POINTS	46		at Baylor (11/19/2019)
	50		vs South Dakota St. (N) (11/28/2019)
	51		at UNLV (12/21/2019)
	51		vs Notre Dame (N) (11/30/2019)
	55		at Cincinnati (02/02/2020)
FIELD GOALS MADE	17		at Cincinnati (02/02/2020)
	17		at Baylor (11/19/2019)
FIELD GOAL ATTEMPTS	46		at Cincinnati (02/02/2020)
	47		at Tulsa (01/12/2020)
FIELD GOAL PERCENTAGE	.278	(20-72)	vs Notre Dame (N) (11/30/2019)
	.288	(17-59)	at Baylor (11/19/2019)
3 PT FG MADE	4		vs South Dakota St. (N) (11/28/2019)
	4		Saint Francis (PA) (11/24/2019)
3 PT FG ATTEMPTS	15		at Wichita St. (01/22/2020)
	16		Houston (01/29/2020)
	16		at Temple (01/16/2020)
	16		Saint Francis (PA) (11/24/2019)
3 PT FG PERCENTAGE	.138	(4-29)	vs South Dakota St. (N) (11/28/2019)
	.192	(5-26)	at UNLV (12/21/2019)
FREE THROWS MADE	1		Alabama St. (12/06/2019)
	3		vs Notre Dame (N) (11/30/2019)
FREE THROW ATTEMPTS	5		Alabama St. (12/06/2019)
	5		vs Notre Dame (N) (11/30/2019)
FREE THROW PERCENTAGE	.200	(1-5)	Alabama St. (12/06/2019)
	.385	(5-13)	at Baylor (11/19/2019)
REBOUNDS	32		UCF (01/19/2020)
	34		vs South Dakota St. (N) (11/28/2019)
	34		Texas (11/08/2019)
ASSISTS	8		vs South Dakota St. (N) (11/28/2019)
	9		at UNLV (12/21/2019)
STEALS	3		Idaho (12/15/2019)
	3		vs Notre Dame (N) (11/30/2019)
	3		Texas (11/08/2019)
BLOCKED SHOTS	0		Tulane (01/25/2020)
	1		Temple (02/09/2020)
	1		Howard (11/12/2019)
TURNOVERS	10		Temple (02/09/2020)
	11		Brown (12/30/2019)
FOULS	10		Idaho (12/15/2019)
	11		Saint Francis (PA) (11/24/2019)
	11		Jacksonville (11/05/2019)



2019-20 South Fla. Women's Basketball
Team High/Low Analysis
All games

Page 4/4
as of Feb 09, 2020

Opponent - Game Lows

POINTS	23		Saint Francis (PA) (11/24/2019)
	29		Alabama St. (12/06/2019)
	39		Jacksonville (11/05/2019)
	45		Houston (01/29/2020)
	50		at Wichita St. (01/22/2020)
FIELD GOALS MADE	5		Saint Francis (PA) (11/24/2019)
	10		Alabama St. (12/06/2019)
FIELD GOAL ATTEMPTS	37		Saint Francis (PA) (11/24/2019)
	44		VCU (11/15/2019)
FIELD GOAL PERCENTAGE	.135	(5-37)	Saint Francis (PA) (11/24/2019)
	.169	(10-59)	Alabama St. (12/06/2019)
3 PT FG MADE	0		at Cincinnati (02/02/2020)
	1		at Baylor (11/19/2019)
	1		Texas (11/08/2019)
3 PT FG ATTEMPTS	6		Cincinnati (01/05/2020)
	6		at Baylor (11/19/2019)
3 PT FG PERCENTAGE	.000	(0-9)	at Cincinnati (02/02/2020)
	.111	(1-9)	Texas (11/08/2019)
FREE THROWS MADE	5		Idaho (12/15/2019)
	5		Jacksonville (11/05/2019)
FREE THROW ATTEMPTS	5		Idaho (12/15/2019)
	10		Jacksonville (11/05/2019)
FREE THROW PERCENTAGE	.500	(11-22)	vs Notre Dame (N) (11/30/2019)
	.500	(6-12)	Alabama St. (12/06/2019)
	.500	(5-10)	Jacksonville (11/05/2019)
REBOUNDS	27		Temple (02/09/2020)
	27		Cincinnati (01/05/2020)
	27		VCU (11/15/2019)
ASSISTS	2		Saint Francis (PA) (11/24/2019)
	4		Houston (01/29/2020)
	4		Howard (11/12/2019)
STEALS	2		Cincinnati (01/05/2020)
	3		Temple (02/09/2020)
	3		Tulane (01/25/2020)
	3		Brown (12/30/2019)
	3		Idaho (12/15/2019)
	3		Howard (11/12/2019)
BLOCKED SHOTS	0		at UNLV (12/21/2019)
	0		Alabama St. (12/06/2019)
	0		vs FGCU (N) (11/29/2019)
TURNOVERS	7		Idaho (12/15/2019)
	10		vs FGCU (N) (11/29/2019)
FOULS	10		Alabama St. (12/06/2019)
	11		vs South Dakota St. (N) (11/28/2019)



2019-20 South Fla. Women's Basketball
Player Highs Analysis
All games

Page 1/4
as of Feb 09, 2020

South Fla. - Individual Game Highs

POINTS	25		Sydni Harvey vs Temple (02/09/2020)
	25		Elena Tsineke vs Temple (02/09/2020)
	23		Elisa Pinzan vs UCF (01/19/2020)
	20		Elena Tsineke vs Houston (01/29/2020)
	20		Elena Tsineke at Temple (01/16/2020)
	20		Sydni Harvey at Tulsa (01/12/2020)
	20		Maria Alvarez vs VCU (11/15/2019)
	20		Enna Pehadzic vs Jacksonville (11/05/2019)
FIELD GOALS MADE	9		Elena Tsineke vs Houston (01/29/2020)
	8		Elena Tsineke vs Temple (02/09/2020)
	8		Elisa Pinzan vs UCF (01/19/2020)
FIELD GOAL ATTEMPTS	19		Elena Tsineke vs Houston (01/29/2020)
	18		Elena Tsineke vs Temple (02/09/2020)
FIELD GOAL PERCENTAGE (min 5 made)	.857	(6-7)	Bethy Mununga vs VCU (11/15/2019)
	.833	(5-6)	Bethy Mununga vs Temple (02/09/2020)
	.833	(5-6)	Tamara Henshaw vs Saint Francis (PA) (11/24/2019)
3 PT FG MADE	7		Sydni Harvey vs Temple (02/09/2020)
	7		Elisa Pinzan vs UCF (01/19/2020)
3 PT FG ATTEMPTS	13		Maria Alvarez vs Notre Dame (N) (11/30/2019)
	12		Elisa Pinzan vs UCF (01/19/2020)
	12		Elena Tsineke vs Notre Dame (N) (11/30/2019)
3 PT FG PERCENTAGE (min 2 made)	.875	(7-8)	Sydni Harvey vs Temple (02/09/2020)
	.857	(6-7)	Sydni Harvey at Tulsa (01/12/2020)
FREE THROWS MADE	8		Sydni Harvey at Temple (01/16/2020)
	7		Sydni Harvey vs Cincinnati (01/05/2020)
	7		Elena Tsineke vs FGCU (N) (11/29/2019)
	7		Elisa Pinzan vs Texas (11/08/2019)
FREE THROW ATTEMPTS	11		Sydni Harvey at Temple (01/16/2020)
	9		Shae Leverett vs Idaho (12/15/2019)
FREE THROW PERCENTAGE (min 3 made)	1.000	(7-7)	Sydni Harvey vs Cincinnati (01/05/2020)
	1.000	(6-6)	Elena Tsineke vs Temple (02/09/2020)
	1.000	(6-6)	Elisa Pinzan vs Tulane (01/25/2020)
	1.000	(6-6)	Elena Tsineke vs Cincinnati (01/05/2020)
	1.000	(6-6)	Bethy Mununga vs Brown (12/30/2019)
	1.000	(5-5)	Sydni Harvey vs Houston (01/29/2020)
	1.000	(5-5)	Bethy Mununga vs South Dakota St. (N) (11/28/2019)
	1.000	(4-4)	Sydni Harvey vs Temple (02/09/2020)
	1.000	(4-4)	Sydni Harvey vs UCF (01/19/2020)
	1.000	(4-4)	Bethy Mununga at Temple (01/16/2020)
	1.000	(4-4)	Elena Tsineke vs Idaho (12/15/2019)
	1.000	(3-3)	Cristina Bermejo vs Temple (02/09/2020)
	1.000	(3-3)	Kristyna Brabencova at Tulsa (01/12/2020)
REBOUNDS	15		Bethy Mununga at Wichita St. (01/22/2020)
	15		Tamara Henshaw vs Alabama St. (12/06/2019)
ASSISTS	8		Elisa Pinzan vs VCU (11/15/2019)
	7		Elisa Pinzan vs Temple (02/09/2020)
	7		Elisa Pinzan at Wichita St. (01/22/2020)
	7		Elisa Pinzan at Temple (01/16/2020)
	7		Elisa Pinzan at Tulsa (01/12/2020)
	7		Kristyna Brabencova vs Cincinnati (01/05/2020)
	7		Elisa Pinzan vs Alabama St. (12/06/2019)
STEALS	5		Elisa Pinzan at Wichita St. (01/22/2020)
	4		Elena Tsineke vs Tulane (01/25/2020)



2019-20 South Fla. Women's Basketball
Player Highs Analysis
All games

Page 2/4
as of Feb 09, 2020

South Fla. - Individual Game Highs

BLOCKED SHOTS	4	Bethy Mununga at Wichita St. (01/22/2020)
	3	Shae Leverett at Cincinnati (02/02/2020)
	3	Kristyna Brabencova vs Brown (12/30/2019)
	3	Bethy Mununga vs Brown (12/30/2019)
	3	Kristyna Brabencova vs Mississippi St. (N) (12/19/2019)
	3	Beatriz Jordao vs Alabama St. (12/06/2019)
	3	Bethy Mununga vs Texas (11/08/2019)
TURNOVERS	6	Elena Tsineke at Cincinnati (02/02/2020)
	6	Elisa Pinzan at Cincinnati (02/02/2020)
	6	Elisa Pinzan at Wichita St. (01/22/2020)
FOULS	5	Sydni Harvey at Cincinnati (02/02/2020)
	5	Shae Leverett vs Mississippi St. (N) (12/19/2019)
	5	Maria Alvarez vs FGCU (N) (11/29/2019)
	5	Elisa Pinzan vs FGCU (N) (11/29/2019)
	5	Tamara Henshaw at Baylor (11/19/2019)
	5	Kristyna Brabencova at Baylor (11/19/2019)
	5	Shae Leverett at Baylor (11/19/2019)



2019-20 South Fla. Women's Basketball
Player Highs Analysis
All games

Page 3/4
as of Feb 09, 2020

Opponent - Individual Game Highs

POINTS	28		Kay Kay Wright vs UCF (01/19/2020)
	26		Justine Gaziano vs Brown (12/30/2019)
	25		Mia Davis at Temple (01/16/2020)
	23		Ilmar'I Thomas vs Cincinnati (01/05/2020)
	23		Nasrin Ulel vs FGCU (N) (11/29/2019)
FIELD GOALS MADE	10		Ilmar'I Thomas vs Cincinnati (01/05/2020)
	9		Kay Kay Wright vs UCF (01/19/2020)
	9		Mia Davis at Temple (01/16/2020)
	9		Nasrin Ulel vs FGCU (N) (11/29/2019)
FIELD GOAL ATTEMPTS	22		Nasrin Ulel vs FGCU (N) (11/29/2019)
	21		Kay Kay Wright vs UCF (01/19/2020)
FIELD GOAL PERCENTAGE (min 5 made)	.857	(6-7)	Lizzy Klinker vs Idaho (12/15/2019)
	.857	(6-7)	Anaya Peoples vs Notre Dame (N) (11/30/2019)
3 PT FG MADE	6		Justine Gaziano vs Brown (12/30/2019)
	5		Alexis Gaulden at Tulsa (01/12/2020)
	5		Chloe Bibby vs Mississippi St. (N) (12/19/2019)
	5		Nasrin Ulel vs FGCU (N) (11/29/2019)
3 PT FG ATTEMPTS	14		Nasrin Ulel vs FGCU (N) (11/29/2019)
	12		Justine Gaziano vs Brown (12/30/2019)
3 PT FG PERCENTAGE (min 2 made)	1.000	(3-3)	Mia Davis at Temple (01/16/2020)
	1.000	(2-2)	Asonah Alexander at Temple (01/16/2020)
	1.000	(2-2)	Lizzy Klinker vs Idaho (12/15/2019)
	1.000	(2-2)	Tera Reed vs VCU (11/15/2019)
FREE THROWS MADE	9		Latecia Smith at UNLV (12/21/2019)
	9		Ashli O'Neal vs FGCU (N) (11/29/2019)
FREE THROW ATTEMPTS	11		Keri Jewett-Giles vs FGCU (N) (11/29/2019)
	10		Latecia Smith at UNLV (12/21/2019)
	10		Ashli O'Neal vs FGCU (N) (11/29/2019)
FREE THROW PERCENTAGE (min 3 made)	1.000	(8-8)	Davion Wingate vs FGCU (N) (11/29/2019)
	1.000	(5-5)	Karson Swogger vs Saint Francis (PA) (11/24/2019)
	1.000	(4-4)	Mia Davis vs Temple (02/09/2020)
	1.000	(4-4)	Alexa Williamson vs Temple (02/09/2020)
	1.000	(4-4)	Alexis Gaulden at Tulsa (01/12/2020)
REBOUNDS	11		Charli Collier vs Texas (11/08/2019)
	10		Rickea Jackson vs Mississippi St. (N) (12/19/2019)
	10		Tytonia Adderly vs FGCU (N) (11/29/2019)
	10		Queen Egbo at Baylor (11/19/2019)
	10		Krislyn Marsh vs Howard (11/12/2019)
	10		Joyner Holmes vs Texas (11/08/2019)
ASSISTS	8		Gina Marxen vs Idaho (12/15/2019)
	7		Didi Richards at Baylor (11/19/2019)
STEALS	8		Antoinette Miller at Cincinnati (02/02/2020)
	6		Alexis Gaulden at Tulsa (01/12/2020)
	6		Latecia Smith at UNLV (12/21/2019)
BLOCKED SHOTS	3		Erin DeGrate at Baylor (11/19/2019)
	2		Angel Rizor at Cincinnati (02/02/2020)
	2		Courtajia Sanders vs UCF (01/19/2020)
	2		Angel Rizor vs Cincinnati (01/05/2020)
	2		Jordan Danberry vs Mississippi St. (N) (12/19/2019)
	2		Didi Richards at Baylor (11/19/2019)
	2		Sofya Pashigoreva vs VCU (11/15/2019)
	2		Imani Bryant vs Howard (11/12/2019)
	2		Jayla Myles vs Howard (11/12/2019)
	2		Jayla Myles vs Howard (11/12/2019)
TURNOVERS	9		Ayonna Williams vs Howard (11/12/2019)
	7		Alexis Gaulden at Tulsa (01/12/2020)



2019-20 South Fla. Women's Basketball
Player Highs Analysis
All games

Page 4/4
as of Feb 09, 2020

Opponent - Individual Game Highs

FOULS	5	Sam Rodgers at Cincinnati (02/02/2020)
	5	Mia Heide vs Tulane (01/25/2020)
	5	Natalie Klinker vs Idaho (12/15/2019)
	5	Marta Snizek vs Notre Dame (N) (11/30/2019)
	5	Davion Wingate vs FGCU (N) (11/29/2019)
	5	Queen Egbo at Baylor (11/19/2019)
	5	Sarah Edmond vs Howard (11/12/2019)
	5	Celeste Taylor vs Texas (11/08/2019)
	5	Shekinah Rachel vs Jacksonville (11/05/2019)
	5	Jada Perry vs Jacksonville (11/05/2019)



2019-20 South Fla. Women's Basketball
Individual Game-by-Game
All games

Page 1/13
as of Feb 09, 2020

#0 PEHADZIC, Enna

Opponent	Date	GS	MIN	Total		3-Pointers		Free throws		Rebounds				PF	A	T/O	BLK	STL	PTS	AVG
				FG-FGA	PCT	3FG-3FGA	PCT	FT-FTA	PCT	OFF	DEF	TOT	AVG							
Jacksonville	11/05/2019	*	21:11	6-12	.500	6-9	.667	2-5	.400	1	0	1	1.0	2	0	2	0	0	20	20.0
Texas	11/08/2019	*	29:51	5-13	.385	3-10	.300	3-4	.750	0	3	3	2.0	3	1	0	0	2	16	18.0
Howard	11/12/2019	*	22:05	5-12	.417	4-8	.500	2-2	1.000	0	2	2	2.0	2	0	1	0	0	16	17.3
VCU	11/15/2019	*	20:05	3-9	.333	3-5	.600	1-2	.500	1	1	2	2.0	1	2	0	0	0	10	15.5
at Baylor	11/19/2019	*	27:60	1-10	.100	1-6	.167	0-2	.000	3	1	4	2.4	3	2	3	0	2	3	13.0
Saint Francis (PA)	11/24/2019	*	17:26	2-6	.333	2-4	.500	0-0	.000	0	1	1	2.2	1	0	0	0	0	6	11.8
vs South Dakota St.	11/28/2019	*	24:51	2-9	.222	1-8	.125	0-0	.000	0	0	0	1.9	1	1	2	0	1	5	10.9
vs FGCU	11/29/2019		14:49	0-2	.000	0-2	.000	0-0	.000	1	1	2	1.9	1	1	2	0	1	0	9.5
vs Notre Dame	11/30/2019		21:07	2-9	.222	2-7	.286	0-0	.000	3	2	5	2.2	3	2	0	0	0	6	9.1
Alabama St.	12/06/2019		17:12	2-6	.333	1-4	.250	0-0	.000	2	2	4	2.4	1	2	1	0	1	5	8.7
Idaho	12/15/2019	*	17:36	0-10	.000	0-6	.000	0-0	.000	1	2	3	2.5	1	0	0	0	0	0	7.9
vs Mississippi St.	12/19/2019	*	17:39	1-7	.143	1-4	.250	2-2	1.000	1	3	4	2.6	0	0	2	0	0	5	7.7
at UNLV	12/21/2019		16:28	2-5	.400	1-4	.250	2-2	1.000	0	3	3	2.6	3	0	4	0	1	7	7.6
Brown	12/30/2019		13:49	1-3	.333	1-3	.333	0-0	.000	0	2	2	2.6	0	2	0	0	0	3	7.3
Cincinnati	01/05/2020		01:23	0-0	.000	0-0	.000	0-0	.000	0	0	0	2.4	0	0	0	0	0	0	6.8
at Tulsa	01/12/2020		12:13	2-4	.500	0-1	.000	0-0	.000	1	1	2	2.4	1	0	2	0	1	4	6.6
at Temple	01/16/2020		03:09	0-0	.000	0-0	.000	0-0	.000	0	0	0	2.2	0	0	0	0	0	0	6.2
Houston	01/29/2020		10:60	0-4	.000	0-1	.000	0-0	.000	1	0	1	2.2	0	1	0	0	0	0	5.9
at Cincinnati	02/02/2020		01:35	0-1	.000	0-1	.000	0-0	.000	0	0	0	2.1	0	0	0	0	0	0	5.6
Temple	02/09/2020		14:12	2-8	.250	0-6	.000	0-0	.000	2	0	2	2.1	4	1	1	0	0	4	5.5
Totals		9	325:40	36-130	.277	26-89	.292	12-19	.632	17	24	41	2.1	27	15	20	0	9	110	5.5

Player Averages

Games Played	Minutes/ game	Points/ game	FG Pct	3FG Pct	FT Pct	Rebounds/ game	Assists/ game	Turnovers/ game	Assist/Turnover ratio	Steals/ game	Blocks/ game
20	16.3	5.5	27.7	29.2	63.2	2.1	0.8	1.0	0.8	0.5	0.0



**2019-20 South Fla. Women's Basketball
Individual Game-by-Game
All games**

Page 2/13
as of Feb 09, 2020

#1 ALVAREZ, Maria

Opponent	Date	GS	MIN	Total		3-Pointers		Free throws		Rebounds				PF	A	T/O	BLK	STL	PTS	AVG
				FG-FGA	PCT	3FG-3FGA	PCT	FT-FTA	PCT	OFF	DEF	TOT	AVG							
Jacksonville	11/05/2019		27:53	4-9	.444	3-8	.375	0-1	.000	2	1	3	3.0	1	5	5	0	2	11	11.0
Texas	11/08/2019		20:31	3-12	.250	2-8	.250	0-2	.000	0	2	2	2.5	1	2	1	0	0	8	9.5
Howard	11/12/2019		23:49	4-8	.500	2-6	.333	1-4	.250	0	4	4	3.0	0	4	0	0	1	11	10.0
VCU	11/15/2019		29:44	7-10	.700	5-7	.714	1-2	.500	0	1	1	2.5	4	3	3	0	2	20	12.5
at Baylor	11/19/2019	*	28:39	2-9	.222	1-8	.125	1-2	.500	0	2	2	2.4	3	1	1	0	2	6	11.2
Saint Francis (PA)	11/24/2019	*	25:08	0-4	.000	0-3	.000	0-0	.000	1	1	2	2.3	2	2	1	0	1	0	9.3
vs South Dakota St.	11/28/2019		24:57	1-7	.143	0-6	.000	0-0	.000	0	1	1	2.1	3	2	1	0	1	2	8.3
vs FGCU	11/29/2019		27:44	4-11	.364	4-9	.444	2-3	.667	0	2	2	2.1	5	6	2	0	0	14	9.0
vs Notre Dame	11/30/2019	*	26:08	3-14	.214	2-13	.154	0-0	.000	2	1	3	2.2	1	2	2	0	1	8	8.9
Alabama St.	12/06/2019		23:55	6-11	.545	6-11	.545	0-0	.000	1	2	3	2.3	0	3	0	0	0	18	9.8
Idaho	12/15/2019	*	37:02	4-9	.444	4-7	.571	2-2	1.000	0	4	4	2.5	1	4	0	0	0	14	10.2
vs Mississippi St.	12/19/2019	*	32:50	4-10	.400	4-8	.500	0-0	.000	0	6	6	2.8	3	6	3	0	1	12	10.3
at UNLV	12/21/2019	*	34:47	1-6	.167	1-5	.200	0-0	.000	1	5	6	3.0	0	4	5	0	1	3	9.8
Brown	12/30/2019	*	24:57	0-6	.000	0-6	.000	3-4	.750	0	1	1	2.9	0	2	0	0	2	3	9.3
Cincinnati	01/05/2020	*	21:41	1-5	.200	0-3	.000	0-0	.000	0	4	4	2.9	2	3	1	0	1	2	8.8
Totals		8	409:45	44-131	.336	34-108	.315	10-20	.500	7	37	44	2.9	26	49	25	0	15	132	8.8

Player Averages

Games Played	Minutes/game	Points/game	FG Pct	3FG Pct	FT Pct	Rebounds/game	Assists/game	Turnovers/game	Assist/Turnover ratio	Steals/game	Blocks/game
15	27.3	8.8	33.6	31.5	50.0	2.9	3.3	1.7	2.0	1.0	0.0



2019-20 South Fla. Women's Basketball
Individual Game-by-Game
All games

Page 3/13
as of Feb 09, 2020

#2 LAZIC, Mihaela

Opponent	Date	GS	MIN	Total		3-Pointers		Free throws		Rebounds										
				FG-FGA	PCT	3FG-3FGA	PCT	FT-FTA	PCT	OFF	DEF	TOT	AVG	PF	A	T/O	BLK	STL	PTS	AVG
Jacksonville	11/05/2019		08:28	0-1	.000	0-1	.000	0-0	.000	0	2	2	2.0	1	0	0	0	0	0	0.0
Totals		0	08:28	0-1	.000	0-1	.000	0-0	.000	0	2	2	2.0	1	0	0	0	0	0	0.0

Player Averages

Games Played	Minutes/ game	Points/ game	FG Pct	3FG Pct	FT Pct	Rebounds/ game	Assists/ game	Turnovers/ game	Assist/Turnover ratio	Steals/ game	Blocks/ game
1	8.5	0.0	0.0	0.0	0.0	2.0	0.0	0.0	0.0	0.0	0.0



**2019-20 South Fla. Women's Basketball
Individual Game-by-Game
All games**

Page 4/13
as of Feb 09, 2020

#3 HARVEY, Sydni

Opponent	Date	GS	MIN	Total		3-Pointers		Free throws		Rebounds				PF	A	T/O	BLK	STL	PTS	AVG
				FG-FGA	PCT	3FG-3FGA	PCT	FT-FTA	PCT	OFF	DEF	TOT	AVG							
Idaho	12/15/2019		14:29	3-5	.600	0-1	.000	2-2	1.000	0	0	0	0.0	0	3	0	0	2	8	8.0
vs Mississippi St.	12/19/2019		17:17	2-8	.250	1-2	.500	3-4	.750	1	1	2	1.0	3	1	5	0	1	8	8.0
at UNLV	12/21/2019	*	18:05	2-6	.333	1-3	.333	0-0	.000	0	0	0	0.7	2	0	2	0	1	5	7.0
Brown	12/30/2019	*	14:22	0-2	.000	0-1	.000	0-0	.000	0	1	1	0.8	1	2	0	0	0	0	5.3
Cincinnati	01/05/2020		24:15	4-12	.333	3-6	.500	7-7	1.000	0	0	0	0.6	1	1	3	0	1	18	7.8
at Tulsa	01/12/2020	*	25:25	6-11	.545	6-7	.857	2-2	1.000	0	3	3	1.0	3	1	3	0	2	20	9.8
at Temple	01/16/2020	*	27:11	5-10	.500	1-2	.500	8-11	.727	1	0	1	1.0	1	0	1	0	1	19	11.1
UCF	01/19/2020	*	30:50	1-8	.125	1-4	.250	4-4	1.000	1	0	1	1.0	3	2	3	1	2	7	10.6
at Wichita St.	01/22/2020		21:45	2-6	.333	2-4	.500	1-2	.500	1	1	2	1.1	2	0	2	0	2	7	10.2
Tulane	01/25/2020		18:51	4-9	.444	3-6	.500	5-6	.833	1	1	2	1.2	2	1	1	0	0	16	10.8
Houston	01/29/2020		23:51	4-9	.444	2-5	.400	5-5	1.000	0	0	0	1.1	3	3	1	0	1	15	11.2
at Cincinnati	02/02/2020	*	29:50	3-10	.300	1-3	.333	3-6	.500	0	1	1	1.1	5	1	4	0	0	10	11.1
Temple	02/09/2020	*	28:02	7-10	.700	7-8	.875	4-4	1.000	1	0	1	1.1	0	2	0	0	2	25	12.2
Totals		7	294:13	43-106	.406	28-52	.538	44-53	.830	6	8	14	1.1	26	17	25	1	15	158	12.2

Player Averages

Games Played	Minutes/game	Points/game	FG Pct	3FG Pct	FT Pct	Rebounds/game	Assists/game	Turnovers/game	Assist/Turnover ratio	Steals/game	Blocks/game
13	22.6	12.2	40.6	53.8	83.0	1.1	1.3	1.9	0.7	1.2	0.1



**2019-20 South Fla. Women's Basketball
Individual Game-by-Game
All games**

Page 5/13
as of Feb 09, 2020

#4 PINZAN, Elisa

Opponent	Date	GS	MIN	Total		3-Pointers		Free throws		Rebounds				PF	A	T/O	BLK	STL	PTS	AVG
				FG-FGA	PCT	3FG-3FGA	PCT	FT-FTA	PCT	OFF	DEF	TOT	AVG							
Jacksonville	11/05/2019	*	28:30	4-10	.400	1-4	.250	0-0	.000	1	6	7	7.0	0	5	0	0	1	9	9.0
Texas	11/08/2019	*	40:00	1-7	.143	0-2	.000	7-8	.875	0	3	3	5.0	2	5	4	0	0	9	9.0
Howard	11/12/2019	*	30:03	2-9	.222	1-3	.333	0-0	.000	1	3	4	4.7	1	4	3	0	2	5	7.7
VCU	11/15/2019	*	34:36	5-12	.417	2-5	.400	1-2	.500	0	4	4	4.5	0	8	2	0	3	13	9.0
at Baylor	11/19/2019	*	39:11	5-14	.357	4-7	.571	0-0	.000	0	1	1	3.8	1	6	3	0	2	14	10.0
Saint Francis (PA)	11/24/2019	*	20:41	2-3	.667	0-1	.000	0-0	.000	0	1	1	3.3	0	2	2	0	0	4	9.0
vs South Dakota St.	11/28/2019	*	34:57	3-11	.273	1-8	.125	0-0	.000	0	0	0	2.9	1	2	1	0	3	7	8.7
vs FGCU	11/29/2019	*	22:13	2-4	.500	2-3	.667	0-0	.000	0	3	3	2.9	5	0	3	0	0	6	8.4
vs Notre Dame	11/30/2019		22:22	2-11	.182	0-7	.000	0-1	.000	0	0	0	2.6	1	3	3	1	0	4	7.9
Alabama St.	12/06/2019	*	27:33	3-7	.429	3-5	.600	0-0	.000	1	1	2	2.5	1	7	2	0	0	9	8.0
at Tulsa	01/12/2020		31:40	2-6	.333	1-5	.200	3-4	.750	0	2	2	2.5	0	7	5	0	0	8	8.0
at Temple	01/16/2020		29:35	0-3	.000	0-2	.000	2-2	1.000	1	4	5	2.7	1	7	2	0	1	2	7.5
UCF	01/19/2020	*	40:00	8-15	.533	7-12	.583	0-0	.000	0	1	1	2.5	0	5	1	0	2	23	8.7
at Wichita St.	01/22/2020	*	38:21	4-11	.364	1-4	.250	0-0	.000	0	3	3	2.6	1	7	6	0	5	9	8.7
Tulane	01/25/2020	*	40:00	2-7	.286	2-5	.400	6-6	1.000	0	3	3	2.6	0	6	3	0	0	12	8.9
Houston	01/29/2020	*	33:40	2-5	.400	2-4	.500	0-0	.000	0	1	1	2.5	0	3	4	0	1	6	8.8
at Cincinnati	02/02/2020	*	40:00	5-10	.500	3-7	.429	6-8	.750	0	4	4	2.6	1	4	6	0	3	19	9.4
Temple	02/09/2020	*	31:17	3-5	.600	2-3	.667	0-0	.000	0	5	5	2.7	0	7	1	0	1	8	9.3
Totals			15 584:40	55-150	.367	32-87	.368	25-31	.806	4	45	49	2.7	15	88	51	1	24	167	9.3

Player Averages

Games Played	Minutes/ game	Points/ game	FG Pct	3FG Pct	FT Pct	Rebounds/ game	Assists/ game	Turnovers/ game	Assist/Turnover ratio	Steals/ game	Blocks/ game
18	32.5	9.3	36.7	36.8	80.6	2.7	4.9	2.8	1.7	1.3	0.1



**2019-20 South Fla. Women's Basketball
Individual Game-by-Game
All games**

Page 6/13
as of Feb 09, 2020

#5 TSINEKE, Elena

Opponent	Date	GS	MIN	Total		3-Pointers		Free throws		Rebounds				PF	A	T/O	BLK	STL	PTS	AVG
				FG-FGA	PCT	3FG-3FGA	PCT	FT-FTA	PCT	OFF	DEF	TOT	AVG							
Saint Francis (PA)	11/24/2019		20:33	4-8	.500	1-2	.500	4-5	.800	1	0	1	1.0	1	0	2	0	1	13	13.0
vs South Dakota St.	11/28/2019		13:01	2-4	.500	0-1	.000	0-0	.000	1	2	3	2.0	2	0	3	0	0	4	8.5
vs FGCU	11/29/2019	*	28:46	5-9	.556	2-4	.500	7-8	.875	0	0	0	1.3	4	2	3	0	2	19	12.0
vs Notre Dame	11/30/2019	*	31:53	4-14	.286	4-12	.333	0-0	.000	1	3	4	2.0	2	0	2	0	0	12	12.0
Alabama St.	12/06/2019	*	20:21	6-11	.545	3-7	.429	0-0	.000	1	0	1	1.8	3	1	2	1	0	15	12.6
Idaho	12/15/2019	*	21:45	4-13	.308	0-3	.000	4-4	1.000	2	1	3	2.0	1	1	3	0	0	12	12.5
vs Mississippi St.	12/19/2019	*	21:48	4-11	.364	1-4	.250	1-2	.500	1	2	3	2.1	3	2	5	0	2	10	12.1
at UNLV	12/21/2019		13:60	2-7	.286	1-4	.250	2-2	1.000	0	0	0	1.9	2	1	1	0	0	7	11.5
Brown	12/30/2019		27:17	6-13	.462	3-7	.429	2-3	.667	0	1	1	1.8	4	1	2	0	1	17	12.1
Cincinnati	01/05/2020	*	36:26	5-10	.500	3-7	.429	6-6	1.000	2	1	3	1.9	1	4	2	0	0	19	12.8
at Tulsa	01/12/2020	*	17:01	1-4	.250	0-1	.000	2-3	.667	0	1	1	1.8	2	2	3	1	0	4	12.0
at Temple	01/16/2020	*	31:48	7-15	.467	4-7	.571	2-2	1.000	1	4	5	2.1	4	2	2	0	1	20	12.7
UCF	01/19/2020		12:17	0-3	.000	0-2	.000	0-0	.000	0	1	1	2.0	1	1	0	0	0	0	11.7
at Wichita St.	01/22/2020	*	18:00	2-7	.286	1-4	.250	1-1	1.000	0	2	2	2.0	2	2	5	0	1	6	11.3
Tulane	01/25/2020	*	32:47	6-12	.500	2-6	.333	0-0	.000	0	1	1	1.9	1	2	0	0	4	14	11.5
Houston	01/29/2020	*	30:56	9-19	.474	1-4	.250	1-1	1.000	1	0	1	1.9	1	0	2	1	1	20	12.0
at Cincinnati	02/02/2020	*	37:21	4-12	.333	1-5	.200	2-2	1.000	0	2	2	1.9	2	3	6	0	1	11	11.9
Temple	02/09/2020	*	37:37	8-18	.444	3-7	.429	6-6	1.000	1	2	3	1.9	2	4	2	0	0	25	12.7
Totals		13	453:36	79-190	.416	30-87	.345	40-45	.889	12	23	35	1.9	38	28	45	3	14	228	12.7

Player Averages

Games Played	Minutes/ game	Points/ game	FG Pct	3FG Pct	FT Pct	Rebounds/ game	Assists/ game	Turnovers/ game	Assist/Turnover ratio	Steals/ game	Blocks/ game
18	25.2	12.7	41.6	34.5	88.9	1.9	1.6	2.5	0.6	0.8	0.2



2019-20 South Fla. Women's Basketball
Individual Game-by-Game
All games

Page 7/13
as of Feb 09, 2020

#12 BERMEJO, Cristina

Opponent	Date	GS	MIN	Total		3-Pointers		Free throws		Rebounds				PF	A	T/O	BLK	STL	PTS	AVG
				FG-FGA	PCT	3FG-3FGA	PCT	FT-FTA	PCT	OFF	DEF	TOT	AVG							
Jacksonville	11/05/2019		12:21	1-3	.333	0-1	.000	0-0	.000	0	4	4	4.0	2	1	1	2	1	2	2.0
Howard	11/12/2019		11:35	0-2	.000	0-2	.000	0-0	.000	1	0	1	2.5	3	1	2	0	1	0	1.0
VCU	11/15/2019		05:27	0-0	.000	0-0	.000	0-0	.000	0	1	1	2.0	0	0	0	0	0	0	0.7
Saint Francis (PA)	11/24/2019		14:14	0-3	.000	0-1	.000	0-0	.000	1	0	1	1.8	1	1	1	0	2	0	0.5
vs FGCU	11/29/2019		00:08	0-0	.000	0-0	.000	0-0	.000	0	0	0	1.4	1	0	0	0	0	0	0.4
Alabama St.	12/06/2019		10:26	0-3	.000	0-1	.000	0-0	.000	0	2	2	1.5	4	1	0	2	0	0	0.3
Idaho	12/15/2019		18:14	4-9	.444	2-5	.400	0-0	.000	0	5	5	2.0	0	2	1	0	1	10	1.7
vs Mississippi St.	12/19/2019		08:41	0-0	.000	0-0	.000	0-0	.000	1	0	1	1.9	1	1	2	0	0	0	1.5
at UNLV	12/21/2019		08:31	0-3	.000	0-2	.000	1-2	.500	1	1	2	1.9	1	0	1	1	0	1	1.4
Brown	12/30/2019		04:35	0-1	.000	0-1	.000	0-0	.000	0	1	1	1.8	0	0	3	0	0	0	1.3
Cincinnati	01/05/2020		00:11	0-0	.000	0-0	.000	0-0	.000	0	0	0	1.6	0	0	0	0	0	0	1.2
at Tulsa	01/12/2020		06:19	0-0	.000	0-0	.000	0-0	.000	0	1	1	1.6	1	0	0	0	0	0	1.1
at Wichita St.	01/22/2020		07:15	0-0	.000	0-0	.000	0-0	.000	1	1	2	1.6	1	1	1	0	0	0	1.0
Houston	01/29/2020		12:21	1-2	.500	1-1	1.000	0-0	.000	0	1	1	1.6	1	2	0	0	1	3	1.1
at Cincinnati	02/02/2020		11:14	0-0	.000	0-0	.000	2-2	1.000	1	0	1	1.5	0	0	4	0	0	2	1.2
Temple	02/09/2020		08:52	1-3	.333	1-1	1.000	3-3	1.000	0	0	0	1.4	1	0	0	0	0	6	1.5
Totals		0	140:23	7-29	.241	4-15	.267	6-7	.857	6	17	23	1.4	17	10	16	5	6	24	1.5

Player Averages

Games Played	Minutes/game	Points/game	FG Pct	3FG Pct	FT Pct	Rebounds/game	Assists/game	Turnovers/game	Assist/Turnover ratio	Steals/game	Blocks/game
16	8.8	1.5	24.1	26.7	85.7	1.4	0.6	1.0	0.6	0.4	0.3



2019-20 South Fla. Women's Basketball
Individual Game-by-Game
All games

Page 8/13
as of Feb 09, 2020

#14 SEPTE, Luize

Opponent	Date	GS	MIN	Total		3-Pointers		Free throws		Rebounds				PF	A	T/O	BLK	STL	PTS	AVG
				FG-FGA	PCT	3FG-3FGA	PCT	FT-FTA	PCT	OFF	DEF	TOT	AVG							
Jacksonville	11/05/2019		16:41	1-2	.500	0-0	.000	3-4	.750	2	1	3	3.0	0	1	2	0	0	5	5.0
Texas	11/08/2019		12:10	1-3	.333	0-0	.000	1-1	1.000	2	2	4	3.5	2	0	1	0	0	3	4.0
Howard	11/12/2019	*	14:44	3-5	.600	0-0	.000	0-0	.000	2	0	2	3.0	1	1	0	0	0	6	4.7
VCU	11/15/2019		12:11	0-4	.000	0-0	.000	0-0	.000	1	0	1	2.5	0	0	0	0	0	0	3.5
at Baylor	11/19/2019		07:13	0-0	.000	0-0	.000	1-2	.500	0	1	1	2.2	1	2	1	0	0	1	3.0
Saint Francis (PA)	11/24/2019		21:60	2-6	.333	0-0	.000	0-0	.000	2	3	5	2.7	2	2	1	0	2	4	3.2
vs South Dakota St.	11/28/2019		13:55	0-0	.000	0-0	.000	1-2	.500	1	2	3	2.7	2	0	1	1	1	1	2.9
vs FGCU	11/29/2019	*	23:30	3-3	1.000	0-0	.000	0-1	.000	0	4	4	2.9	4	1	4	2	0	6	3.3
vs Notre Dame	11/30/2019		17:08	3-6	.500	0-0	.000	0-0	.000	2	1	3	2.9	4	0	1	1	1	6	3.6
Alabama St.	12/06/2019	*	14:37	1-3	.333	0-0	.000	1-5	.200	1	0	1	2.7	3	2	2	1	1	3	3.5
Totals		3	154:09	14-32	.438	0-0	.000	7-15	.467	13	14	27	2.7	19	9	13	5	5	35	3.5

Player Averages

Games Played	Minutes/game	Points/game	FG Pct	3FG Pct	FT Pct	Rebounds/game	Assists/game	Turnovers/game	Assist/Turnover ratio	Steals/game	Blocks/game
10	15.4	3.5	43.8	0.0	46.7	2.7	0.9	1.3	0.7	0.5	0.5



2019-20 South Fla. Women's Basketball
Individual Game-by-Game
All games

Page 9/13
as of Feb 09, 2020

#20 MUNUNGA, Bethy

Opponent	Date	GS	MIN	Total		3-Pointers		Free throws		Rebounds				PF	A	T/O	BLK	STL	PTS	AVG
				FG-FGA	PCT	3FG-3FGA	PCT	FT-FTA	PCT	OFF	DEF	TOT	AVG							
Jacksonville	11/05/2019	*	23:19	5-8	.625	0-0	.000	1-2	.500	5	7	12	12.0	2	2	3	1	1	11	11.0
Texas	11/08/2019	*	27:41	6-8	.750	0-0	.000	0-0	.000	3	5	8	10.0	3	1	4	3	0	12	11.5
Howard	11/12/2019	*	20:53	6-9	.667	0-0	.000	2-5	.400	7	4	11	10.3	4	0	2	0	2	14	12.3
VCU	11/15/2019	*	29:15	6-7	.857	0-0	.000	2-2	1.000	6	6	12	10.8	0	2	3	2	1	14	12.8
at Baylor	11/19/2019	*	39:05	6-12	.500	1-1	1.000	3-7	.429	5	7	12	11.0	4	1	4	1	3	16	13.4
Saint Francis (PA)	11/24/2019	*	20:51	4-6	.667	0-0	.000	0-0	.000	1	5	6	10.2	1	1	3	0	0	8	12.5
vs South Dakota St.	11/28/2019	*	26:05	5-13	.385	0-0	.000	5-5	1.000	7	5	12	10.4	4	1	3	0	3	15	12.9
vs FGCU	11/29/2019	*	28:21	4-13	.308	0-1	.000	0-0	.000	3	9	12	10.6	3	3	4	1	0	8	12.3
vs Notre Dame	11/30/2019	*	29:36	2-4	.500	0-0	.000	0-0	.000	4	6	10	10.6	2	1	4	2	1	4	11.3
Alabama St.	12/06/2019	*	01:35	1-1	1.000	0-0	.000	0-0	.000	0	0	0	9.5	0	0	0	1	0	2	10.4
Brown	12/30/2019	*	37:06	5-14	.357	0-2	.000	6-6	1.000	7	7	14	9.9	1	2	1	3	1	16	10.9
Cincinnati	01/05/2020	*	27:59	7-10	.700	0-0	.000	2-4	.500	5	2	7	9.7	4	1	1	0	3	16	11.3
at Tulsa	01/12/2020	*	27:44	2-7	.286	0-1	.000	2-2	1.000	2	7	9	9.6	3	0	2	1	0	6	10.9
at Temple	01/16/2020	*	28:15	1-6	.167	0-0	.000	4-4	1.000	2	7	9	9.6	4	1	4	1	2	6	10.6
UCF	01/19/2020	*	32:07	5-10	.500	0-0	.000	2-4	.500	3	6	9	9.5	4	2	4	1	1	12	10.7
at Wichita St.	01/22/2020	*	32:07	6-11	.545	0-0	.000	1-1	1.000	5	10	15	9.9	2	1	4	4	0	13	10.8
Tulane	01/25/2020	*	24:60	1-7	.143	0-0	.000	0-0	.000	4	6	10	9.9	3	1	2	0	0	2	10.3
Houston	01/29/2020	*	23:34	5-10	.500	0-0	.000	1-1	1.000	4	4	8	9.8	3	2	3	0	3	11	10.3
at Cincinnati	02/02/2020	*	14:31	0-0	.000	0-0	.000	1-2	.500	2	4	6	9.6	4	1	3	0	0	1	9.8
Temple	02/09/2020	*	26:25	5-6	.833	0-0	.000	3-4	.750	1	7	8	9.5	4	2	2	0	2	13	10.0
Totals		20	521:29	82-162	.506	1-5	.200	35-49	.714	76	114	190	9.5	55	25	56	21	23	200	10.0

Player Averages

Games Played	Minutes/ game	Points/ game	FG Pct	3FG Pct	FT Pct	Rebounds/ game	Assists/ game	Turnovers/ game	Assist/Turnover ratio	Steals/ game	Blocks/ game
20	26.1	10.0	50.6	20.0	71.4	9.5	1.3	2.8	0.4	1.2	1.1



**2019-20 South Fla. Women's Basketball
Individual Game-by-Game
All games**

Page 10/13
as of Feb 09, 2020

#21 LEVERETT, Shae

Opponent	Date	GS	MIN	Total		3-Pointers		Free throws		Rebounds				PF	A	T/O	BLK	STL	PTS	AVG
				FG-FGA	PCT	3FG-3FGA	PCT	FT-FTA	PCT	OFF	DEF	TOT	AVG							
Jacksonville	11/05/2019		16:14	0-2	.000	0-0	.000	0-2	.000	3	3	6	6.0	0	1	0	0	0	0	0.0
Texas	11/08/2019		24:00	2-4	.500	0-0	.000	0-2	.000	4	2	6	6.0	3	0	2	1	0	4	2.0
Howard	11/12/2019		21:24	2-3	.667	0-0	.000	0-0	.000	4	1	5	5.7	2	0	1	0	2	4	2.7
VCU	11/15/2019		12:20	1-1	1.000	0-0	.000	0-3	.000	3	0	3	5.0	3	0	1	0	0	2	2.5
at Baylor	11/19/2019		20:09	0-2	.000	0-0	.000	0-0	.000	3	5	8	5.6	5	0	3	1	1	0	2.0
Saint Francis (PA)	11/24/2019		25:46	5-8	.625	0-0	.000	2-4	.500	7	6	13	6.8	2	0	1	0	2	12	3.7
vs South Dakota St.	11/28/2019		14:56	2-2	1.000	0-0	.000	0-0	.000	3	1	4	6.4	1	0	2	0	1	4	3.7
vs FGCU	11/29/2019	*	15:02	3-4	.750	0-0	.000	0-0	.000	3	2	5	6.3	3	1	1	0	0	6	4.0
vs Notre Dame	11/30/2019		27:27	4-6	.667	0-0	.000	3-4	.750	7	2	9	6.6	2	2	1	1	0	11	4.8
Alabama St.	12/06/2019	*	20:08	2-2	1.000	0-0	.000	0-0	.000	3	4	7	6.6	2	1	0	2	0	4	4.7
Idaho	12/15/2019		32:43	4-5	.800	0-0	.000	5-9	.556	5	4	9	6.8	1	0	2	1	0	13	5.5
vs Mississippi St.	12/19/2019		24:39	1-1	1.000	0-0	.000	1-4	.250	1	2	3	6.5	5	0	2	0	1	3	5.3
at UNLV	12/21/2019		25:29	2-2	1.000	0-0	.000	5-7	.714	5	2	7	6.5	1	0	1	1	0	9	5.5
Brown	12/30/2019		09:21	0-0	.000	0-0	.000	0-0	.000	0	0	0	6.1	0	0	0	0	0	0	5.1
Cincinnati	01/05/2020		18:57	1-1	1.000	0-0	.000	0-0	.000	2	5	7	6.1	3	0	1	2	1	2	4.9
at Tulsa	01/12/2020		28:58	1-1	1.000	0-0	.000	1-4	.250	0	4	4	6.0	3	1	0	1	2	3	4.8
at Temple	01/16/2020		10:26	1-5	.200	0-0	.000	0-0	.000	1	1	2	5.8	0	0	0	0	0	2	4.6
at Wichita St.	01/22/2020		19:28	2-2	1.000	0-0	.000	2-3	.667	2	3	5	5.7	0	0	0	2	0	6	4.7
Tulane	01/25/2020		28:00	2-2	1.000	0-0	.000	2-2	1.000	1	4	5	5.7	2	0	0	0	0	6	4.8
Houston	01/29/2020		23:09	2-3	.667	0-0	.000	4-7	.571	6	8	14	6.1	2	0	1	0	1	8	5.0
at Cincinnati	02/02/2020		28:46	2-5	.400	0-0	.000	1-2	.500	3	8	11	6.3	3	0	4	3	1	5	5.0
Temple	02/09/2020	*	20:15	4-4	1.000	0-0	.000	0-0	.000	3	3	6	6.3	2	2	1	0	0	8	5.1
Totals		3	467:38	43-65	.662	0-0	.000	26-53	.491	69	70	139	6.3	45	8	24	15	12	112	5.1

Player Averages

Games Played	Minutes/ game	Points/ game	FG Pct	3FG Pct	FT Pct	Rebounds/ game	Assists/ game	Turnovers/ game	Assist/Turnover ratio	Steals/ game	Blocks/ game
22	21.3	5.1	66.2	0.0	49.1	6.3	0.4	1.1	0.3	0.5	0.7



**2019-20 South Fla. Women's Basketball
Individual Game-by-Game
All games**

Page 11/13
as of Feb 09, 2020

#22 BRABENCOVA, Kristyna

Opponent	Date	GS	MIN	Total		3-Pointers		Free throws		Rebounds				PF	A	T/O	BLK	STL	PTS	AVG
				FG-FGA	PCT	3FG-3FGA	PCT	FT-FTA	PCT	OFF	DEF	TOT	AVG							
Jacksonville	11/05/2019	*	21:36	1-7	.143	0-2	.000	0-2	.000	3	2	5	5.0	1	0	2	2	0	2	2.0
Texas	11/08/2019	*	18:10	1-7	.143	0-2	.000	2-2	1.000	0	2	2	3.5	1	3	2	0	1	4	3.0
Howard	11/12/2019		29:42	3-9	.333	0-1	.000	5-6	.833	1	4	5	4.0	2	3	1	0	2	11	5.7
VCU	11/15/2019	*	23:24	3-7	.429	0-1	.000	1-3	.333	0	0	0	3.0	4	2	4	0	3	7	6.0
at Baylor	11/19/2019		13:30	1-6	.167	0-2	.000	0-0	.000	1	0	1	2.6	5	1	1	1	0	2	5.2
Saint Francis (PA)	11/24/2019		18:47	2-9	.222	1-5	.200	0-2	.000	0	1	1	2.3	0	1	2	1	0	5	5.2
vs South Dakota St.	11/28/2019	*	22:14	3-7	.429	2-6	.333	0-0	.000	0	0	0	2.0	2	1	4	1	0	8	5.6
vs FGCU	11/29/2019		14:29	3-6	.500	1-2	.500	1-2	.500	1	0	1	1.9	2	0	0	1	0	8	5.9
vs Notre Dame	11/30/2019	*	12:49	0-4	.000	0-2	.000	0-0	.000	1	0	1	1.8	3	1	1	0	0	0	5.2
Alabama St.	12/06/2019		20:10	6-11	.545	4-9	.444	0-0	.000	1	3	4	2.0	4	3	2	0	1	16	6.3
Idaho	12/15/2019		25:30	1-6	.167	0-2	.000	0-0	.000	7	4	11	2.8	2	1	3	0	0	2	5.9
vs Mississippi St.	12/19/2019		30:26	4-16	.250	2-5	.400	1-2	.500	3	5	8	3.3	4	2	0	3	0	11	6.3
at UNLV	12/21/2019	*	36:40	4-13	.308	1-8	.125	0-0	.000	2	2	4	3.3	4	2	3	0	0	9	6.5
Brown	12/30/2019	*	35:00	7-12	.583	2-6	.333	0-0	.000	1	7	8	3.6	4	2	0	3	1	16	7.2
Cincinnati	01/05/2020	*	36:04	4-16	.250	2-7	.286	0-0	.000	2	4	6	3.8	4	7	1	0	1	10	7.4
at Tulsa	01/12/2020	*	33:22	6-9	.667	2-3	.667	3-3	1.000	0	5	5	3.9	2	2	3	2	3	17	8.0
at Temple	01/16/2020	*	28:22	1-8	.125	0-5	.000	1-2	.500	1	3	4	3.9	3	3	1	0	0	3	7.7
UCF	01/19/2020	*	36:53	2-8	.250	2-7	.286	2-2	1.000	2	3	5	3.9	3	2	5	2	2	8	7.7
at Wichita St.	01/22/2020	*	34:39	4-8	.500	2-3	.667	1-2	.500	0	4	4	3.9	3	2	5	1	0	11	7.9
Tulane	01/25/2020	*	27:48	4-13	.308	3-7	.429	0-0	.000	1	1	2	3.9	3	1	2	0	0	11	8.1
Houston	01/29/2020	*	08:14	1-5	.200	0-1	.000	0-0	.000	0	1	1	3.7	1	0	0	0	0	2	7.8
Totals																				
		14	527:49	61-187	.326	24-86	.279	17-28	.607	27	51	78	3.7	57	39	42	17	14	163	7.8

Player Averages

Games Played	Minutes/game	Points/game	FG Pct	3FG Pct	FT Pct	Rebounds/game	Assists/game	Turnovers/game	Assist/Turnover ratio	Steals/game	Blocks/game
21	25.1	7.8	32.6	27.9	60.7	3.7	1.9	2.0	0.9	0.7	0.8



2019-20 South Fla. Women's Basketball
Individual Game-by-Game
All games

Page 12/13
as of Feb 09, 2020

#23 HENSHAW, Tamara

Opponent	Date	GS	MIN	Total		3-Pointers		Free throws		Rebounds				PF	A	T/O	BLK	STL	PTS	AVG
				FG-FGA	PCT	3FG-3FGA	PCT	FT-FTA	PCT	OFF	DEF	TOT	AVG							
Jacksonville	11/05/2019	*	15:13	1-6	.167	0-1	.000	0-0	.000	1	7	8	8.0	1	1	0	2	1	2	2.0
Texas	11/08/2019		11:37	3-4	.750	0-1	.000	0-0	.000	2	2	4	6.0	1	0	1	0	0	6	4.0
Howard	11/12/2019	*	11:11	2-5	.400	0-0	.000	4-6	.667	1	2	3	5.0	3	0	1	1	1	8	5.3
VCU	11/15/2019		17:30	0-3	.000	0-0	.000	3-4	.750	5	3	8	5.8	2	0	0	0	1	3	4.8
at Baylor	11/19/2019		13:11	2-3	.667	0-0	.000	0-0	.000	2	3	5	5.6	5	0	2	0	1	4	4.6
Saint Francis (PA)	11/24/2019	*	14:35	5-6	.833	0-0	.000	0-0	.000	2	1	3	5.2	1	3	0	1	0	10	5.5
vs South Dakota St.	11/28/2019	*	17:17	2-4	.500	0-0	.000	0-0	.000	2	3	5	5.1	3	1	1	0	0	4	5.3
vs FGCU	11/29/2019		23:16	4-9	.444	0-0	.000	2-3	.667	4	5	9	5.6	0	0	0	0	1	10	5.9
vs Notre Dame	11/30/2019	*	08:28	0-2	.000	0-0	.000	0-0	.000	2	3	5	5.6	1	1	2	0	0	0	5.2
Alabama St.	12/06/2019		25:28	1-4	.250	0-0	.000	0-0	.000	4	11	15	6.5	1	2	2	1	1	2	4.9
Idaho	12/15/2019	*	25:30	0-2	.000	0-0	.000	6-8	.750	5	7	12	7.0	2	0	2	1	0	6	5.0
vs Mississippi St.	12/19/2019	*	31:19	3-3	1.000	0-0	.000	0-0	.000	4	6	10	7.3	1	0	4	1	2	6	5.1
at UNLV	12/21/2019	*	31:29	4-10	.400	0-0	.000	0-2	.000	4	9	13	7.7	4	1	1	1	1	8	5.3
Brown	12/30/2019	*	28:40	6-11	.545	0-0	.000	3-4	.750	5	5	10	7.9	3	1	2	0	1	15	6.0
Cincinnati	01/05/2020	*	29:37	4-6	.667	0-0	.000	1-2	.500	2	5	7	7.8	1	1	3	0	1	9	6.2
at Tulsa	01/12/2020	*	10:31	2-3	.667	0-0	.000	0-0	.000	1	2	3	7.5	4	1	0	0	1	4	6.1
at Temple	01/16/2020	*	25:24	4-8	.500	0-0	.000	0-0	.000	2	4	6	7.4	2	0	1	0	0	8	6.2
UCF	01/19/2020	*	32:14	1-4	.250	0-0	.000	2-2	1.000	2	2	4	7.2	4	2	2	2	1	4	6.1
at Wichita St.	01/22/2020		17:39	1-2	.500	0-0	.000	0-0	.000	1	4	5	7.1	2	1	0	0	1	2	5.8
Tulane	01/25/2020		15:34	0-0	.000	0-0	.000	0-0	.000	0	2	2	6.9	1	3	2	0	0	0	5.6
Houston	01/29/2020		18:58	4-6	.667	0-0	.000	1-1	1.000	2	9	11	7.0	4	2	3	0	0	9	5.7
at Cincinnati	02/02/2020		25:29	3-6	.500	0-1	.000	1-1	1.000	1	10	11	7.2	1	1	1	1	0	7	5.8
Temple	02/09/2020		16:58	2-4	.500	0-0	.000	0-0	.000	2	3	5	7.1	1	2	0	0	0	4	5.7
Totals		13	467:08	54-111	.486	0-3	.000	23-33	.697	56	108	164	7.1	48	23	30	11	14	131	5.7

Player Averages

Games Played	Minutes/game	Points/game	FG Pct	3FG Pct	FT Pct	Rebounds/game	Assists/game	Turnovers/game	Assist/Turnover ratio	Steals/game	Blocks/game
23	20.3	5.7	48.6	0.0	69.7	7.1	1.0	1.3	0.8	0.6	0.5



**2019-20 South Fla. Women's Basketball
Individual Game-by-Game
All games**

Page 13/13
as of Feb 09, 2020

#31 JORDAO, Beatriz

Opponent	Date	GS	MIN	Total		3-Pointers		Free throws		Rebounds				PF	A	T/O	BLK	STL	PTS	AVG
				FG-FGA	PCT	3FG-3FGA	PCT	FT-FTA	PCT	OFF	DEF	TOT	AVG							
Jacksonville	11/05/2019		08:33	3-4	.750	0-0	.000	2-2	1.000	2	0	2	2.0	1	0	0	0	0	8	8.0
Texas	11/08/2019	*	16:00	1-2	.500	0-0	.000	0-0	.000	1	1	2	2.0	4	0	3	1	0	2	5.0
Howard	11/12/2019		14:34	2-8	.250	0-0	.000	3-4	.750	2	4	6	3.3	2	2	1	0	0	7	5.7
VCU	11/15/2019	*	15:28	3-10	.300	0-0	.000	2-2	1.000	3	1	4	3.5	3	2	0	1	0	8	6.3
at Baylor	11/19/2019	*	11:02	0-3	.000	0-0	.000	0-0	.000	0	1	1	3.0	1	0	1	1	0	0	5.0
vs South Dakota St.	11/28/2019		07:47	0-0	.000	0-0	.000	0-0	.000	0	2	2	2.8	0	0	1	0	0	0	4.2
vs FGCU	11/29/2019		01:15	0-1	.000	0-0	.000	0-0	.000	0	0	0	2.4	0	0	1	0	0	0	3.6
vs Notre Dame	11/30/2019		03:02	0-2	.000	0-0	.000	0-0	.000	0	0	0	2.1	1	2	1	0	0	0	3.1
Alabama St.	12/06/2019		18:35	3-5	.600	0-0	.000	0-0	.000	2	7	9	2.9	2	1	4	3	1	6	3.4
Idaho	12/15/2019	*	07:12	1-1	1.000	0-0	.000	0-0	.000	0	0	0	2.6	2	0	1	0	0	2	3.3
vs Mississippi St.	12/19/2019	*	15:21	3-6	.500	0-0	.000	0-0	.000	0	0	0	2.4	1	0	0	1	1	6	3.5
at UNLV	12/21/2019	*	14:31	1-3	.333	0-0	.000	0-0	.000	0	2	2	2.3	0	1	1	0	0	2	3.4
Brown	12/30/2019		04:53	0-1	.000	0-0	.000	0-0	.000	1	1	2	2.3	0	0	0	0	0	0	3.2
Cincinnati	01/05/2020		03:27	0-2	.000	0-0	.000	0-2	.000	2	1	3	2.4	0	0	0	1	0	0	2.9
at Tulsa	01/12/2020		06:47	1-2	.500	0-0	.000	0-2	.000	1	2	3	2.4	0	0	1	1	0	2	2.9
at Temple	01/16/2020		15:50	3-4	.750	0-0	.000	0-0	.000	2	2	4	2.5	2	0	1	2	0	6	3.1
UCF	01/19/2020		15:39	1-6	.167	0-0	.000	1-2	.500	0	5	5	2.6	2	2	1	0	1	3	3.1
at Wichita St.	01/22/2020	*	10:46	1-2	.500	0-0	.000	0-1	.000	0	1	1	2.6	1	0	2	0	0	2	3.0
Tulane	01/25/2020	*	12:00	1-3	.333	0-0	.000	0-0	.000	1	2	3	2.6	0	0	1	0	0	2	2.9
Houston	01/29/2020	*	14:19	0-2	.000	0-0	.000	0-0	.000	2	4	6	2.8	3	0	1	2	0	0	2.8
at Cincinnati	02/02/2020	*	11:14	0-2	.000	0-0	.000	0-0	.000	1	3	4	2.8	0	0	0	1	0	0	2.7
Temple	02/09/2020		16:22	3-3	1.000	0-0	.000	0-0	.000	1	5	6	3.0	1	1	1	1	0	6	2.8
Totals		10	244:37	27-72	.375	0-0	.000	8-15	.533	21	44	65	3.0	26	11	22	15	3	62	2.8

Player Averages

Games Played	Minutes/game	Points/game	FG Pct	3FG Pct	FT Pct	Rebounds/game	Assists/game	Turnovers/game	Assist/Turnover ratio	Steals/game	Blocks/game
22	11.1	2.8	37.5	0.0	53.3	3.0	0.5	1.0	0.5	0.1	0.7



2019-20 South Fla. Women's Basketball
Category Leaders
All games

Page 1/3
as of Feb 09, 2020

Points

##	Player	G	Pts	Pts/G
5	Tsineke, Elena	18	228	12.7
20	Mununga, Bethy	20	200	10.0
4	Pinzan, Elisa	18	167	9.3
22	Brabencova, Kristyna	21	163	7.8
3	Harvey, Sydni	13	158	12.2
1	Alvarez, Maria	15	132	8.8
23	Henshaw, Tamara	23	131	5.7
21	Leverett, Shae	22	112	5.1
0	Pehadzic, Enna	20	110	5.5
31	Jordao, Beatriz	22	62	2.8
14	Septe, Luize	10	35	3.5
12	Bermejo, Cristina	16	24	1.5

Scoring Average

##	Player	G	Pts	Pts/G
5	Tsineke, Elena	18	228	12.7
3	Harvey, Sydni	13	158	12.2
20	Mununga, Bethy	20	200	10.0
4	Pinzan, Elisa	18	167	9.3
1	Alvarez, Maria	15	132	8.8
22	Brabencova, Kristyna	21	163	7.8
23	Henshaw, Tamara	23	131	5.7
0	Pehadzic, Enna	20	110	5.5
21	Leverett, Shae	22	112	5.1
14	Septe, Luize	10	35	3.5
31	Jordao, Beatriz	22	62	2.8
12	Bermejo, Cristina	16	24	1.5

Field Goal Percentage

##	Player	FG	Att	Pct
21	Leverett, Shae	43	65	.662
20	Mununga, Bethy	82	162	.506
23	Henshaw, Tamara	54	111	.486
14	Septe, Luize	14	32	.438
5	Tsineke, Elena	79	190	.416
3	Harvey, Sydni	43	106	.406
31	Jordao, Beatriz	27	72	.375
4	Pinzan, Elisa	55	150	.367
1	Alvarez, Maria	44	131	.336
22	Brabencova, Kristyna	61	187	.326
0	Pehadzic, Enna	36	130	.277
12	Bermejo, Cristina	7	29	.241

Field Goal Attempts

##	Player	G	Att	Att/G
5	Tsineke, Elena	18	190	10.6
22	Brabencova, Kristyna	21	187	8.9
20	Mununga, Bethy	20	162	8.1
4	Pinzan, Elisa	18	150	8.3
1	Alvarez, Maria	15	131	8.7

Field Goals Made

##	Player	G	Made	Made/G
20	Mununga, Bethy	20	82	4.1
5	Tsineke, Elena	18	79	4.4
22	Brabencova, Kristyna	21	61	2.9
4	Pinzan, Elisa	18	55	3.1
23	Henshaw, Tamara	23	54	2.3

3-Point FG Percentage

##	Player	3FG	Att	Pct
3	Harvey, Sydni	28	52	.538
4	Pinzan, Elisa	32	87	.368
5	Tsineke, Elena	30	87	.345
1	Alvarez, Maria	34	108	.315
0	Pehadzic, Enna	26	89	.292
22	Brabencova, Kristyna	24	86	.279
12	Bermejo, Cristina	4	15	.267
20	Mununga, Bethy	1	5	.200

3-Point FG Attempts

##	Player	G	Att	Att/G
1	Alvarez, Maria	15	108	7.2
0	Pehadzic, Enna	20	89	4.5
4	Pinzan, Elisa	18	87	4.8
5	Tsineke, Elena	18	87	4.8
22	Brabencova, Kristyna	21	86	4.1

3-Point FG Made

##	Player	G	Made	Made/G
1	Alvarez, Maria	15	34	2.3
4	Pinzan, Elisa	18	32	1.8
5	Tsineke, Elena	18	30	1.7
3	Harvey, Sydni	13	28	2.2
0	Pehadzic, Enna	20	26	1.3



2019-20 South Fla. Women's Basketball
Category Leaders
All games

Page 2/3
as of Feb 09, 2020

Free Throw Percentage

##	Player	Made	Att	Pct
5	Tsineke, Elena	40	45	.889
12	Bermejo, Cristina	6	7	.857
3	Harvey, Sydni	44	53	.830
4	Pinzan, Elisa	25	31	.806
20	Mununga, Bethy	35	49	.714
23	Henshaw, Tamara	23	33	.697
0	Pehadzic, Enna	12	19	.632
22	Brabencova, Kristyna	17	28	.607
31	Jordao, Beatriz	8	15	.533
1	Alvarez, Maria	10	20	.500
21	Leverett, Shae	26	53	.491
14	Septe, Luize	7	15	.467

Free Throw Attempts

##	Player	G	Att	Att/G
21	Leverett, Shae	22	53	2.4
3	Harvey, Sydni	13	53	4.1
20	Mununga, Bethy	20	49	2.5
5	Tsineke, Elena	18	45	2.5
23	Henshaw, Tamara	23	33	1.4

Free Throws Made

##	Player	G	Made	Made/G
3	Harvey, Sydni	13	44	3.4
5	Tsineke, Elena	18	40	2.2
20	Mununga, Bethy	20	35	1.8
21	Leverett, Shae	22	26	1.2
4	Pinzan, Elisa	18	25	1.4

Rebounds

##	Player	G	Reb	Reb/G
20	Mununga, Bethy	20	190	9.5
23	Henshaw, Tamara	23	164	7.1
21	Leverett, Shae	22	139	6.3
22	Brabencova, Kristyna	21	78	3.7
31	Jordao, Beatriz	22	65	3.0

Assists

##	Player	G	Ast	Ast/G
4	Pinzan, Elisa	18	88	4.9
1	Alvarez, Maria	15	49	3.3
22	Brabencova, Kristyna	21	39	1.9
5	Tsineke, Elena	18	28	1.6
20	Mununga, Bethy	20	25	1.3

Rebounds Average

##	Player	G	Reb	Reb/G
20	Mununga, Bethy	20	190	9.5
23	Henshaw, Tamara	23	164	7.1
21	Leverett, Shae	22	139	6.3
22	Brabencova, Kristyna	21	78	3.7
31	Jordao, Beatriz	22	65	3.0

Steals

##	Player	G	Stl	Stl/G
4	Pinzan, Elisa	18	24	1.3
20	Mununga, Bethy	20	23	1.2
1	Alvarez, Maria	15	15	1.0
3	Harvey, Sydni	13	15	1.2
22	Brabencova, Kristyna	21	14	0.7

Offensive Rebounds

##	Player	G	OReb	OReb/G
20	Mununga, Bethy	20	76	3.8
21	Leverett, Shae	22	69	3.1
23	Henshaw, Tamara	23	56	2.4
22	Brabencova, Kristyna	21	27	1.3
31	Jordao, Beatriz	22	21	1.0

Blocked Shots

##	Player	G	Blk	Blk/G
20	Mununga, Bethy	20	21	1.1
22	Brabencova, Kristyna	21	17	0.8
21	Leverett, Shae	22	15	0.7
31	Jordao, Beatriz	22	15	0.7
23	Henshaw, Tamara	23	11	0.5

Defensive Rebounds

##	Player	G	DReb	DReb/G
20	Mununga, Bethy	20	114	5.7
23	Henshaw, Tamara	23	108	4.7
21	Leverett, Shae	22	70	3.2
22	Brabencova, Kristyna	21	51	2.4
4	Pinzan, Elisa	18	45	2.5

Minutes

##	Player	G	Min	Min/G
4	Pinzan, Elisa	18	585	32:29
22	Brabencova, Kristyna	21	528	25:08
20	Mununga, Bethy	20	521	26:04
21	Leverett, Shae	22	468	21:15
23	Henshaw, Tamara	23	467	20:19



2019-20 South Fla. Women's Basketball
Category Leaders
All games

Page 3/3
as of Feb 09, 2020

Fouls

##	Player	G	PF	PF/G
22	Brabencova, Kristyna	21	57	2.7
20	Mununga, Bethy	20	55	2.8
23	Henshaw, Tamara	23	48	2.1
21	Leverett, Shae	22	45	2.0
5	Tsineke, Elena	18	38	2.1

Turnovers

##	Player	G	TO	TO/G
20	Mununga, Bethy	20	56	2.8
4	Pinzan, Elisa	18	51	2.8
5	Tsineke, Elena	18	45	2.5
22	Brabencova, Kristyna	21	42	2.0
23	Henshaw, Tamara	23	30	1.3

Foul Outs

##	Player	G	FO
21	Leverett, Shae	22	2
22	Brabencova, Kristyna	21	1
23	Henshaw, Tamara	23	1
1	Alvarez, Maria	15	1
3	Harvey, Sydney	13	1



2019-20 South Fla. Women's Basketball
Individual Career Summaries
All games

Page 1/7
as of Feb 09, 2020

ALVAREZ, Maria

				Field Goals		3-Point		F-Throws		Rebounds									Scoring	
SEASON	TEAM	GP-GS	MIN/AVG	FG-FGA	FG%	3FG-FGA	3FG%	FT-FTA	FT%	OFF	DEF	TOT	AVG	PF-FO	AST	TO	BLK	STL	PTS	AVG
2019-20	USF	15-8	410/27.3	44-131	.336	34-108	.315	10-20	.500	7	37	44	2.9	26-1	49	25	0	15	132	8.8
TOTAL		15-8	410/27.3	44-131	.336	34-108	.315	10-20	.500	7	37	44	2.9	26-1	49	25	0	15	132	8.8

Single Game Highs

Statistic	Value	
Points	20	vs VCU 11/15/19
Rebounds	6	vs Mississippi St. 12/19/19, at UNLV 12/21/19
Assists	6	vs FGCU 11/29/19, vs Mississippi St. 12/19/19
Steals	2	4 times
FG Made	7	vs VCU 11/15/19
FG Attempts	14	vs Notre Dame 11/30/19
3FG Made	6	vs Alabama St. 12/06/19
3FG Attempts	13	vs Notre Dame 11/30/19
FT Made	3	vs Brown 12/30/19
FT Attempts	4	vs Howard 11/12/19, vs Brown 12/30/19

BERMEJO, Cristina

				Field Goals		3-Point		F-Throws		Rebounds										Scoring	
SEASON	TEAM	GP-GS	MIN/AVG	FG-FGA	FG%	3FG-FGA	3FG%	FT-FTA	FT%	OFF	DEF	TOT	AVG	PF-FO	AST	TO	BLK	STL	PTS	AVG	
2019-20	USF	16-0	140/8.8	7-29	.241	4-15	.267	6-7	.857	6	17	23	1.4	17-0	10	16	5	6	24	1.5	
TOTAL		16-0	140/8.8	7-29	.241	4-15	.267	6-7	.857	6	17	23	1.4	17-0	10	16	5	6	24	1.5	

Single Game Highs

Statistic	Value	
Points	10	vs Idaho 12/15/19
Rebounds	5	vs Idaho 12/15/19
Assists	2	vs Houston 01/29/20, vs Idaho 12/15/19
Steals	2	vs Saint Francis (PA) 11/24/19
Blocks	2	vs Jacksonville 11/05/19, vs Alabama St. 12/06/19
FG Made	4	vs Idaho 12/15/19
FG Attempts	9	vs Idaho 12/15/19
3FG Made	2	vs Idaho 12/15/19
3FG Attempts	5	vs Idaho 12/15/19
FT Made	3	vs Temple 02/09/20
FT Attempts	3	vs Temple 02/09/20



2019-20 South Fla. Women's Basketball
Individual Career Summaries
All games

Page 2/7
as of Feb 09, 2020

BRABENCOVA, Kristyna

				Field Goals		3-Point		F-Throws		Rebounds									Scoring	
SEASON	TEAM	GP-GS	MIN/AVG	FG-FGA	FG%	3FG-FGA	3FG%	FT-FTA	FT%	OFF	DEF	TOT	AVG	PF-FO	AST	TO	BLK	STL	PTS	AVG
2019-20	USF	21-14	528/25.1	61-187	.326	24-86	.279	17-28	.607	27	51	78	3.7	57-1	39	42	17	14	163	7.8
TOTAL		21-14	528/25.1	61-187	.326	24-86	.279	17-28	.607	27	51	78	3.7	57-1	39	42	17	14	163	7.8

Single Game Highs

Statistic	Value	
Points	17	at Tulsa 01/12/20
Rebounds	11	vs Idaho 12/15/19
Assists	7	vs Cincinnati 01/05/20
Steals	3	vs VCU 11/15/19, at Tulsa 01/12/20
Blocks	3	vs Mississippi St. 12/19/19, vs Brown 12/30/19
FG Made	7	vs Brown 12/30/19
FG Attempts	16	vs Mississippi St. 12/19/19, vs Cincinnati 01/05/20
3FG Made	4	vs Alabama St. 12/06/19
3FG Attempts	9	vs Alabama St. 12/06/19
FT Made	5	vs Howard 11/12/19
FT Attempts	6	vs Howard 11/12/19

HARVEY, Sydni

				Field Goals		3-Point		F-Throws		Rebounds									Scoring	
SEASON	TEAM	GP-GS	MIN/AVG	FG-FGA	FG%	3FG-FGA	3FG%	FT-FTA	FT%	OFF	DEF	TOT	AVG	PF-FO	AST	TO	BLK	STL	PTS	AVG
2018-19	USF	32-24	964/30.1	120-371	.323	45-131	.344	90-107	.841	30	53	83	2.6	72-4	82	93	2	21	375	11.7
2019-20	USF	13-7	294/22.6	43-106	.406	28-52	.538	44-53	.830	6	8	14	1.1	26-1	17	25	1	15	158	12.2
TOTAL		45-31	1258/28.0	163-477	.342	73-183	.399	134-160	.838	36	61	97	2.2	98-5	99	118	3	36	533	11.8

Single Game Highs

Statistic	Value	
Points	25	vs Tulane 01/19/19, vs Temple 02/09/20
Rebounds	7	vs Memphis 01/23/19
Assists	6	vs Vermont 12/17/18
Steals	2	10 times
Blocks	1	at Tulane 02/06/19, at UCF 02/03/19, vs UCF 01/19/20
FG Made	9	vs Tulane 01/19/19
FG Attempts	21	vs Oklahoma 11/18/18
3FG Made	7	vs Temple 02/09/20
3FG Attempts	8	vs Temple 02/09/20
FT Made	8	vs Creighton 12/20/18, at Temple 01/05/19, at Temple 01/16/20
FT Attempts	11	at Temple 01/16/20



**2019-20 South Fla. Women's Basketball
Individual Career Summaries
All games**

Page 3/7
as of Feb 09, 2020

HENSHAW, Tamara

				Field Goals		3-Point		F-Throws		Rebounds									Scoring	
SEASON	TEAM	GP-GS	MIN/AVG	FG-FGA	FG%	3FG-FGA	3FG%	FT-FTA	FT%	OFF	DEF	TOT	AVG	PF-FO	AST	TO	BLK	STL	PTS	AVG
2016-17	USF	33-24	857/26.0	102-161	.634	0-0	.000	27-49	.551	82	144	226	6.8	70-1	32	26	31	20	231	7.0
2017-18	USF	33-19	666/20.2	99-163	.607	0-0	.000	16-39	.410	88	88	176	5.3	71-2	19	20	20	17	214	6.5
2018-19	USF	35-21	903/25.8	95-187	.508	0-4	.000	38-49	.776	103	181	284	8.1	57-0	40	46	19	28	228	6.5
2019-20	USF	23-13	467/20.3	54-111	.486	0-3	.000	23-33	.697	56	108	164	7.1	48-1	23	30	11	14	131	5.7
TOTAL		124-77	2893/23.3	350-622	.563	0-7	.000	104-170	.612	329	521	850	6.9	246-4	114	122	81	79	804	6.5

Single Game Highs

Statistic	Value	
Points	16	vs Memphis 01/23/19
Rebounds	15	4 times
Assists	5	vs UCF 01/08/19
Steals	4	vs Oklahoma 11/18/18, vs Michigan St. 12/21/17
Blocks	4	vs Tulane 02/12/17
FG Made	8	vs Memphis 01/23/19
FG Attempts	12	vs Temple 03/05/17
3FG Attempts	1	7 times
FT Made	6	vs Idaho 12/15/19
FT Attempts	8	vs Idaho 12/15/19

JORDAO, Beatriz

				Field Goals		3-Point		F-Throws		Rebounds									Scoring	
SEASON	TEAM	GP-GS	MIN/AVG	FG-FGA	FG%	3FG-FGA	3FG%	FT-FTA	FT%	OFF	DEF	TOT	AVG	PF-FO	AST	TO	BLK	STL	PTS	AVG
2018-19	USF	12-12	248/20.7	59-91	.648	0-0	.000	17-26	.654	21	47	68	5.7	31-0	5	20	23	5	135	11.3
2019-20	USF	22-10	245/11.1	27-72	.375	0-0	.000	8-15	.533	21	44	65	3.0	26-0	11	22	15	3	62	2.8
TOTAL		34-22	493/14.5	86-163	.528	0-0	.000	25-41	.610	42	91	133	3.9	57-0	16	42	38	8	197	5.8

Single Game Highs

Statistic	Value	
Points	18	vs North Carolina 11/23/18
Rebounds	10	at Ohio St. 11/06/18
Assists	2	5 times
Steals	1	8 times
Blocks	4	vs Albany (NY) 11/09/18, vs Bethune-Cookman 11/15/18, vs George Washington 12/09/18
FG Made	8	at Ohio St. 11/06/18, vs North Carolina 11/23/18, vs New Hampshire 11/30/18
FG Attempts	11	vs New Hampshire 11/30/18
FT Made	4	vs Kentucky 11/22/18
FT Attempts	8	vs Kentucky 11/22/18



2019-20 South Fla. Women's Basketball
Individual Career Summaries
All games

Page 4/7
as of Feb 09, 2020

LAZIC, Mihaela

				Field Goals		3-Point		F-Throws		Rebounds									Scoring	
SEASON	TEAM	GP-GS	MIN/AVG	FG-FGA	FG%	3FG-FGA	3FG%	FT-FTA	FT%	OFF	DEF	TOT	AVG	PF-FO	AST	TO	BLK	STL	PTS	AVG
2019-20	USF	1-0	8/8.5	0-1	.000	0-1	.000	0-0	.000	0	2	2	2.0	1-0	0	0	0	0	0	0.0
TOTAL		1-0	8/8.5	0-1	.000	0-1	.000	0-0	.000	0	2	2	2.0	1-0	0	0	0	0	0	0.0

Single Game Highs

Statistic	Value	
Rebounds	2	vs Jacksonville 11/05/19
FG Attempts	1	vs Jacksonville 11/05/19
3FG Attempts	1	vs Jacksonville 11/05/19

LEVERETT, Shae

				Field Goals		3-Point		F-Throws		Rebounds										Scoring	
SEASON	TEAM	GP-GS	MIN/AVG	FG-FGA	FG%	3FG-FGA	3FG%	FT-FTA	FT%	OFF	DEF	TOT	AVG	PF-FO	AST	TO	BLK	STL	PTS	AVG	
2017-18	USF	27-0	290/10.7	19-29	.655	0-0	.000	9-18	.500	29	35	64	2.4	38-1	4	11	8	6	47	1.7	
2018-19	USF	35-24	938/26.8	91-160	.569	0-1	.000	78-120	.650	115	146	261	7.5	88-1	22	51	55	19	260	7.4	
2019-20	USF	22-3	468/21.3	43-65	.662	0-0	.000	26-53	.491	69	70	139	6.3	45-2	8	24	15	12	112	5.1	
TOTAL		84-27	1696/20.2	153-254	.602	0-1	.000	113-191	.592	213	251	464	5.5	171-4	34	86	78	37	419	5.0	

Single Game Highs

Statistic	Value	
Points	20	vs Wichita St. 02/23/19
Rebounds	18	vs Wichita St. 02/23/19
Assists	3	at East Carolina 02/20/19
Steals	3	vs UConn 03/04/19
Blocks	7	vs Memphis 01/23/19
FG Made	6	vs Vermont 12/17/18, at James Madison 03/24/19, vs Arkansas St. 11/17/17
FG Attempts	10	vs Wichita St. 02/23/19
3FG Attempts	1	at Houston 02/27/19
FT Made	10	vs Wichita St. 02/23/19
FT Attempts	12	at SMU 01/26/19



**2019-20 South Fla. Women's Basketball
Individual Career Summaries
All games**

Page 5/7
as of Feb 09, 2020

MUNUNGA, Bethy

				Field Goals		3-Point		F-Throws		Rebounds									Scoring	
SEASON	TEAM	GP-GS	MIN/AVG	FG-FGA	FG%	3FG-FGA	3FG%	FT-FTA	FT%	OFF	DEF	TOT	AVG	PF-FO	AST	TO	BLK	STL	PTS	AVG
2019-20	USF	20-20	521/26.1	82-162	.506	1-5	.200	35-49	.714	76	114	190	9.5	55-0	25	56	21	23	200	10.0
TOTAL		20-20	521/26.1	82-162	.506	1-5	.200	35-49	.714	76	114	190	9.5	55-0	25	56	21	23	200	10.0

Single Game Highs

Statistic	Value	
Points	16	at Baylor 11/19/19, vs Brown 12/30/19, vs Cincinnati 01/05/20
Rebounds	15	at Wichita St. 01/22/20
Assists	3	vs FGCU 11/29/19
Steals	3	4 times
Blocks	4	at Wichita St. 01/22/20
FG Made	7	vs Cincinnati 01/05/20
FG Attempts	14	vs Brown 12/30/19
3FG Made	1	at Baylor 11/19/19
3FG Attempts	2	vs Brown 12/30/19
FT Made	6	vs Brown 12/30/19
FT Attempts	7	at Baylor 11/19/19

PEHADZIC, Enna

				Field Goals		3-Point		F-Throws		Rebounds										Scoring	
SEASON	TEAM	GP-GS	MIN/AVG	FG-FGA	FG%	3FG-FGA	3FG%	FT-FTA	FT%	OFF	DEF	TOT	AVG	PF-FO	AST	TO	BLK	STL	PTS	AVG	
2017-18	USF	9-0	38/4.2	4-15	.267	2-5	.400	4-4	1.000	2	7	9	1.0	1-0	0	2	0	0	14	1.6	
2018-19	USF	35-23	989/28.2	144-457	.315	72-224	.321	62-88	.705	49	123	172	4.9	38-0	14	61	1	24	422	12.1	
2019-20	USF	20-9	326/16.3	36-130	.277	26-89	.292	12-19	.632	17	24	41	2.1	27-0	15	20	0	9	110	5.5	
TOTAL		64-32	1352/21.1	184-602	.306	100-318	.314	78-111	.703	68	154	222	3.5	66-0	29	83	1	33	546	8.5	

Single Game Highs

Statistic	Value	
Points	35	at East Carolina 02/20/19
Rebounds	13	at Temple 01/05/19
Assists	3	vs Tulane 01/19/19
Steals	3	vs Memphis 01/23/19, at Temple 01/05/19
Blocks	1	vs Vermont 12/17/18
FG Made	9	vs Tulane 03/08/19
FG Attempts	26	at East Carolina 02/20/19
3FG Made	6	at East Carolina 02/20/19, vs Jacksonville 11/05/19
3FG Attempts	15	at East Carolina 02/20/19
FT Made	13	at East Carolina 02/20/19
FT Attempts	14	at East Carolina 02/20/19



**2019-20 South Fla. Women's Basketball
Individual Career Summaries
All games**

Page 6/7
as of Feb 09, 2020

PINZAN, Elisa

				Field Goals		3-Point		F-Throws		Rebounds									Scoring	
SEASON	TEAM	GP-GS	MIN/AVG	FG-FGA	FG%	3FG-FGA	3FG%	FT-FTA	FT%	OFF	DEF	TOT	AVG	PF-FO	AST	TO	BLK	STL	PTS	AVG
2018-19	USF	31-15	762/24.6	40-153	.261	23-95	.242	36-44	.818	4	56	60	1.9	41-0	103	74	0	26	139	4.5
2019-20	USF	18-15	585/32.5	55-150	.367	32-87	.368	25-31	.806	4	45	49	2.7	15-1	88	51	1	24	167	9.3
TOTAL		49-30	1347/27.5	95-303	.314	55-182	.302	61-75	.813	8	101	109	2.2	56-1	191	125	1	50	306	6.2

Single Game Highs

Statistic	Value	
Points	23	vs Stetson 03/21/19, vs UCF 01/19/20
Rebounds	7	vs Tulane 03/08/19, vs Jacksonville 11/05/19
Assists	8	vs Bethune-Cookman 11/15/18, vs Tulane 03/08/19, vs VCU 11/15/19
Steals	5	vs Tulane 03/08/19, at Wichita St. 01/22/20
Blocks	1	vs Notre Dame 11/30/19
FG Made	8	vs UCF 01/19/20
FG Attempts	15	vs UCF 01/19/20
3FG Made	7	vs UCF 01/19/20
3FG Attempts	12	vs UCF 01/19/20
FT Made	8	vs Houston 03/09/19
FT Attempts	8	4 times

SEPTE, Luize

				Field Goals		3-Point		F-Throws		Rebounds										Scoring	
SEASON	TEAM	GP-GS	MIN/AVG	FG-FGA	FG%	3FG-FGA	3FG%	FT-FTA	FT%	OFF	DEF	TOT	AVG	PF-FO	AST	TO	BLK	STL	PTS	AVG	
2018-19	USF	22-19	655/29.8	38-152	.250	4-30	.133	24-45	.533	23	58	81	3.7	32-1	41	53	30	12	104	4.7	
2019-20	USF	10-3	154/15.4	14-32	.438	0-0	.000	7-15	.467	13	14	27	2.7	19-0	9	13	5	5	35	3.5	
TOTAL		32-22	809/25.3	52-184	.283	4-30	.133	31-60	.517	36	72	108	3.4	51-1	50	66	35	17	139	4.3	

Single Game Highs

Statistic	Value	
Points	16	vs Tulsa 02/16/19
Rebounds	8	at SMU 01/26/19
Assists	8	vs Cincinnati 01/30/19
Steals	2	vs Tulsa 02/16/19, vs UConn 03/10/19, vs Saint Francis (PA) 11/24/19
Blocks	4	vs Wichita St. 02/23/19, vs Tulsa 02/16/19, vs Houston 03/09/19
FG Made	5	vs Tulsa 02/16/19, vs Cincinnati 01/30/19
FG Attempts	13	vs Wichita St. 02/23/19
3FG Made	1	4 times
3FG Attempts	4	at SMU 01/26/19
FT Made	6	vs Tulsa 02/16/19
FT Attempts	8	vs Tulsa 02/16/19



**2019-20 South Fla. Women's Basketball
Individual Career Summaries
All games**

Page 7/7
as of Feb 09, 2020

TSINEKE, Elena

				Field Goals		3-Point		F-Throws		Rebounds										Scoring	
SEASON	TEAM	GP-GS	MIN/AVG	FG-FGA	FG%	3FG-FGA	3FG%	FT-FTA	FT%	OFF	DEF	TOT	AVG	PF-FO	AST	TO	BLK	STL	PTS	AVG	
2019-20	USF	18-13	454/25.2	79-190	.416	30-87	.345	40-45	.889	12	23	35	1.9	38-0	28	45	3	14	228	12.7	
TOTAL		18-13	454/25.2	79-190	.416	30-87	.345	40-45	.889	12	23	35	1.9	38-0	28	45	3	14	228	12.7	

Single Game Highs

Statistic	Value	
Points	25	vs Temple 02/09/20
Rebounds	5	at Temple 01/16/20
Assists	4	vs Temple 02/09/20, vs Cincinnati 01/05/20
Steals	4	vs Tulane 01/25/20
Blocks	1	vs Alabama St. 12/06/19, vs Houston 01/29/20, at Tulsa 01/12/20
FG Made	9	vs Houston 01/29/20
FG Attempts	19	vs Houston 01/29/20
3FG Made	4	vs Notre Dame 11/30/19, at Temple 01/16/20
3FG Attempts	12	vs Notre Dame 11/30/19
FT Made	7	vs FGCU 11/29/19
FT Attempts	8	vs FGCU 11/29/19