



2020-21 USF BULLS WOMEN'S BASKETBALL GAME NOTES

NCAA Tournament (6): 2018, 2017, 2016, 2015, 2013, 2006
WNIT (9): 2019, 2014, 2012, 2010, 2009, 2008, 2007, 2005, 2004
WNIT Champions (1): 2009 | WNIT Final Four (2): 2014, 2009

Primary Contact: Michael Hogan | Phone: (W) 813-974-5755 (C) 813-469-0616 | Email: mhogan@usf.edu
Twitter: @USFWBB | Instagram: USFWBB | Facebook: facebook.com/usfwomensbasketball | Web: GoUSFBulls.com

2020-21 USF SCHEDULE/RESULTS

NOVEMBER

28 Jacksonville (ESPN+) W, 84-46

DECEMBER

1 No. 4/4 Baylor (ESPN+) L, 67-62

5 No. 6/7 Mississippi State \$ (ESPN+) 7 p.m.

13 Stetson (ESPN+) 2 p.m.

16 at Memphis * TBA

19 Houston * (ESPN+) 7 p.m.

22 at Cincinnati * (ESPN+) TBA

30 at Tulsa * (ESPN+) TBA

JANUARY

2 East Carolina * # TBA

6 Wichita State * # TBA

13 at Tulane * TBA

17 Memphis TBA

20 at Wichita State * TBA

23 at East Carolina * TBA

27 Temple * # TBA

30 Cincinnati * # TBA

FEBRUARY

3 at SMU * TBA

7 at UCF * TBA

13 Tulsa * # TBA

17 SMU * TBA

20 Tulane * # TBA

24 at Temple * TBA

27 at Houston * TBA

MARCH

2 UCF * TBA

8 AAC Tournament First Round ^ TBA

9 AAC Tournament Quarterfinals ^ TBA

10 AAC Tournament Semifinals ^ TBA

11 AAC Tournament Finals ^ TBA

* American Athletic Conference Game

\$ AAC/Southeastern Conference Challenge

^ American Athletic Conference Tournament, Fort Worth, Texas.

Doubleheader with the USF men's basketball team

All times are Eastern time and are subject to change

GAME THREE | SAT., DEC. 5 | 7 P.M. | YUENGLING CENTER, TAMPA, FLA.



RV USF
BULLS
1-1

VS.

NO. 6 MISSISSIPPI ST.
BULLDOGS
2-0



Last Game _____ Dec. 1 vs. No. 4 Baylor (L, 67-65)
Next Game _____ Dec. 13 vs. Stetson, 2 p.m.
Head Coach _____ Jose Fernandez
Alma Mater _____ FIU, 1994
Career Record _____ 374-273 (21st season)
at USF _____ Same

Last Game _____ Dec. 7 vs. New Orleans, W, 106-51
Next Game _____ Dec. 14 vs. Troy, 7 p.m.
Head Coach _____ Nikki McCray-Penson
Alma Mater _____ Tennessee, 1995
Career Record _____ 55-40 (First season)
at Mississippi State _____ 1-0

GAMEDAY INFORMATION

TV/Video _____ ESPN+ (\$) _____
_____ Jim Louk (PxP), Leah Secondo (Analyst)
Audio _____ Bulls Unlimited (iHeartRadio/GoUSFBulls.com)
_____ Darek Sharp (PxP), Brigid Merenda (Analyst)

Live Stats _____ GoUSFBulls.com/StatBroadcast
Series _____ Mississippi State leads series, 2-1
Twitter Updates _____ @USFWBB
Tickets _____ No fans during nonconference schedule

QUICK HITS

■ RV USF returns to action on Saturday for its second straight Top 10 tilt as No. 6 Mississippi State comes to Tampa ... Tip-off is at 7 p.m. (ESPN+) ... Also, USF's previously postponed game against Stetson on Dec. 13 (2 p.m., ESPN+) has been reinstated.

■ Tuesday marks the second meeting, in as many seasons, between USF and Mississippi State ... The Bulls and Bulldogs squared off last season in Las Vegas with the Mississippi State winning, 86-61.

■ The Bulls are coming off a tough 67-62 loss to No. 4 Baylor on Dec. 1 at home ... Maria Alvarez led three players in double figures with 18 points, while Bethy Mununga had 13 points and 10 rebounds, and Sydny Harvey added 11 points against the Lady Bears.

■ USF has three players - Maria Alvarez (18.0), Sydny Harvey (12.5) and Kristyna Brabencova (10.0) - averaging double-figure points, and three others who are netting no less than 7.0 points per game.

USF'S PROBABLE STARTERS



PG | 5-6 | JR.

4 - ELISA
PINZAN

PPG 6.5
RPG 3.5
APG 5.0
SPG 1.5



G | 5-10 | Jr.

3 - SYDNI
HARVEY

PPG 12.5
RPG 1.0
APG 2.0
SPG 0.0



G | 5-8 | SO.

5 - ELENA
TSINEKE

PPG 7.0
RPG 3.0
APG 5.5
SPG 0.0



F | 6-0 | SR.

20 - BETHY
MUNUNGA

PPG 9.0
RPG 10.5
APG 1.0
SPG 0.0



C | 6-2 | P-BAC

21 - SHAE
LEVERETT

PPG 5.0
RPG 6.0
APG 0.5
SPG 0.5

USF QUICK FACTS

THE UNIVERSITY

City/Zip Code	Tampa, Fla. 33620
Founded	1956
Enrollment	50,577
Nickname	Bulls
Arena	Yuengling Center
Capacity	10,411
Affiliation	NCAA Division I
Conference	The American Athletic Conference
President	Dr. Steven C. Currall
Vice President of Athletics	Michael Kelly
Sr. Assoc. Director of Athletics/SWA	Marquita Armstead

BASKETBALL HISTORY

First Year	1972-73
All-Time Record	669-687 (49th year)
All-Time AAC Record	83-35 (Sixth season)
All-Time BIG EAST Record	151-112 (Eight seasons)
All-Time Conference USA Record	113-168 (10 seasons)
All-Time Metro Conference Record	34-64 (Four seasons)
All-Time Sun Belt Conference Record	71-118 (Seven seasons)
All-Time Post-Season	17-14 (NCAA & WNIT)
AAC Tournament Record	12-7
NCAA Tournament Record	3-6
Years in NCAA Tourn./Last	6/2018
Last NCAA opponent	March 17, 2018 vs. 11 seed Buffalo (Tallahassee, Fla.)
Result	Lost, 102-79
WNIT Record	14-8
Years in the WNIT Tourn./Last	9/2019
Last WNIT opponent	March 24, 2019 at James Madison
Result	Lost, 71-54

COACHING STAFF

Head Coach	Jose Fernandez
Alma Mater, Year	Florida International '94
Record at USF (Years)	374-273 (21st season)
Career Record (Years)	Same
Career Conference Record (Years)	163-155 (21st season)
Associate Head Coach	Michele Woods-Baxter, St. John Fisher '87
Assistant Head Coach	Danny Hughes, TCU '89
Assistant Coach/Rec. Coord.	Yolisha Jackson, Jacksonville '05
Director of Basketball Operations	Jim Baxter, Indiana State '74
Coord. of Basketball Oper.	Mercedes Jorge, Embry-Riddle '17
Video Coordinator	Anthony Brammer, Old Dominion '08
Strength & Conditioning Coach	Irele Oderinde, WKU, '03
Certified Athletic Trainer	Anita Fanelli, Millersville, '85
Academic Coordinator	Keenan Maddox, Missouri State, '13
Administrative Assistant	Barbara Riffe

ATHLETIC MEDIA RELATIONS

Associate Dir. of Communications/WBB Contact	Michael Hogan
Office Phone	(813) 974-5755
Cell Phone	(813) 469-0616
E-mail	mhogan@usf.edu

2020-21 USF BULLS



► Standing (L-R): Bethy Mununga, Jade Blagrove, Shae Leverett, Beatriz Jordao, Tereza Vitulova, Angelee Rodriguez, Cristina Bermejo, Kristyna Brabencova Sitting (L-R): Maria Alvarez, Sara Guerreiro, Elisa Pinzan, Sydni Harvey, Elena Tsineke, Mihaela Lazic.

No.	Name	P	Ht.	Yr.	Hometown/High School/Previous School
0	Tereza Vitulova ^	C	6-2	Jr.	Domasov, Czech Republic/Sportovni Gymnazium L Danka/Wyoming
1	Maria Alvarez	G	5-7	So.	Bal Harbour, Fla./Miami Country Day School
2	Mihaela Lazic	PG	5-6	R-Fr.	Slavonski Brod, Croatia/Klasicna Gimnazija
3	Sydni Harvey	G	5-10	Jr.	Nashville, Tenn./Brentwood Academy
4	Elisa Pinzan	PG	5-8	Jr.	Murano, Italy/Istituto Tecnico Algarotti Venezia
5	Elena Tsineke	G	5-8	So.	Thessaloniki, Greece/Hellenic College of Thessaloniki
11	Jade Blagrove	F	6-2	Fr.	Barendrecht, Netherlands/Calandlyceum
12	Cristina Bermejo	W	6-1	So.	Sant Just Desvern, Spain/Ins Sant Just Desvern
13	Sara Guerreiro	G	5-8	Fr.	Seixal, Portugal/Escola Básica e Secundária Amélia Rey Colasso
20	Bethy Mununga	F	6-0	Sr.	Zellik, Belgium/Institut Sainte-Marie Jambes/NE Oklahoma A&M
21	Shae Leverett	C	6-2	P-Bacc.	Rincon, Ga./South Effingham H.S.
22	Kristyna Brabencova	W	6-0	So.	Brno, Czech Republic/Kšpa Kladno
24	Angelee Rodriguez	F/C	6-2	Fr.	Las Piedras, Puerto Rico/St. Thomas Aquinas H.S.
31	Beatriz Jordao	C	6-3	Jr.	Pombal, Portugal/Escola Secundária e Silva
34	Silvia Serrat	F	6-1	R-Jr.	Banyoles, Spain/Joaquim Blume H.S.

USF BASKETBALL STAFF

Head Coach: Jose Fernandez (Florida International, '94) – 21st Season at USF/21st overall as head coach
 Associate Head Coach: Michele Woods-Baxter (St. John Fisher, '87) – 13th season at USF
 Assistant Head Coach: Danny Hughes (TCU, '90) – Third season at USF
 Assistant Coach/Recruiting Coordinator: Yolisha Jackson (Jacksonville, '05) – First season at USF
 Director of Operations: Jim Baxter (Indiana State, '74) – Eighth season at USF
 Coordinator of Basketball Operations: Mercedes Jorge (Embry-Riddle, '17) – First season at USF
 Video Coordinator: Anthony Brammer (Old Dominion, '08) – Second season at USF
 Strength and Conditioning: Irele Oderinde (WKU, '03) – First season at USF
 Certified Athletic Trainer: Anita Fanelli (Millersville, '85, '88) – Sixth season at USF

PRO-NUN-SEE-A-SHUN GUIDE

Players

Cristina Bermejo: Chris-Tina Bur-MAY-Hoe
 Kristyna Brabencova: Chris-Tina Bra-BIN-Soe-Vuh
 Jade Blagrove: Blay-GROVE
 Sara Guerreiro: Guh-RYE-row
 Sydni Harvey: Sid-NEE
 Beatriz Jordao: Jor-DOW
 Mihaela Lazic: Me-HIGH-La Lah-ZICH
 Shae Leverett: LEV-Rett
 Bethy Mununga: Betty MOO-Nun-Guh
 Elisa Pinzan: Uh-LEEZA PIN-Zahn

Silvia Serrat: SIR-ott
 Elena Tsineke: Uh-LAY-Nuh CHIN-ECK-eh
 Tereza Vitulova: Tuh-RAY-Zuh Vit-Too-Low-Vuh

Staff

Assistant Coach Yolisha Jackson: YO-Lee-Shuh
 Strength Coach Irele Oderinde: EAR-Lay Oder-IN-Day
 Certified Athletic Trainer Anita Fanelli: Fuh-NEL-ee

USF BROADCAST NOTES



0

TEREZA VITULOVA (Tuh-RAY-Zuh)
(Vit-Too-Low-Vuh)

	GP/S	PPG	RPG	APG	SPG	BPG	FG%	FT%
20-21	-	-	-	-	-	-	-	-
Career	0/0	0.0	0.0	0.0	0.0	0.0	00.0	00.0



1

MARIA ALVAREZ

	GP/S	PPG	RPG	APG	SPG	BPG	FG%	FT%
20-21	1/0	18.0	2.0	2.0	1.0	0.0	55.6	100.0
Career	16/8	9.4	2.9	3.2	1.0	0.0	35.0	58.3



2

MIHAELA LAZIC (Me-HIGH-Lah)
(Lah-ZICH)

	GP/S	PPG	RPG	APG	SPG	BPG	FG%	FT%
20-21	2/0	3.0	0.5	2.5	0.0	0.0	50.0	0.0
Career	3/0	2.0	1.0	1.7	0.0	0.0	42.9	0.0



3

SYDNI HARVEY (Sid-NEE)

	GP/S	PPG	RPG	APG	SPG	BPG	FG%	FT%
20-21	2/2	12.5	1.0	2.0	0.5	0.5	33.6	66.7
Career	56/42	11.8	2.1	2.1	0.7	0.1	33.4	83.1



4

ELISA PINZAN (Uh-LEEZA)
(PIN-ZAHN)

	GP/S	PPG	RPG	APG	SPG	BPG	FG%	FT%
20-21	2/2	6.5	3.5	5.0	1.5	0.0	26.3	0.0
Career	60/41	6.6	2.4	3.9	0.9	0.0	31.4	81.5



5

ELENA TSINEKE (Uh-LAY-Nuh)
(CHIN-ECK-EH)

	GP/S	PPG	RPG	APG	SPG	BPG	FG%	FT%
20-21	2/2	7.0	3.0	5.5	0.0	0.0	25.0	0.0
Career	29/24	12.0	2.0	1.9	0.6	0.3	36.6	88.2



11

JADE BLAGROVE (Blay-GROVE)


	GP/S	PPG	RPG	APG	SPG	BPG	FG%	FT%
20-21	1/0	0.0	0.0	0.0	1.0	0.0	0.0	0.0
Career	1/0	0.0	0.0	0.0	1.0	0.0	0.0	0.0



12

CRISTINA BERMEJO (Bur-MAY-Hoe)

	GP/S	PPG	RPG	APG	SPG	BPG	FG%	FT%
20-21	2/0	1.0	2.5	1.0	0.0	0.0	25.0	0.0
Career	26/1	2.1	2.0	0.8	0.5	0.2	32.1	62.5



13

SARA GUERREIRO (Guh-RYE-row)


	GP/S	PPG	RPG	APG	SPG	BPG	FG%	FT%
20-21	2/0	3.0	1.5	0.5	0.0	0.0	60.0	0.0
Career	2/0	3.0	1.5	0.5	0.0	0.0	60.0	0.0



20

BETHY MUNUNGA (BETTY)
(MOO-Nun-Guh)

	GP/S	PPG	RPG	APG	SPG	BPG	FG%	FT%
20-21	2/2	9.0	10.5	1.0	0.0	1.0	77.8	50.0
Career	31/29	9.2	10.1	1.2	1.1	0.9	51.1	70.4



21

SHAE LEVERETT


	GP/S	PPG	RPG	APG	SPG	BPG	FG%	FT%
20-21	2/2	5.0	6.0	0.5	0.5	0.0	33.3	75.0
Career	95/38	5.2	5.6	0.4	0.5	0.8	59.9	59.0



22

KRISTYNA BRABENCOVA (CHRIS-TINA)
(BRA-BIN-Soe-Vuh)


	GP/S	PPG	RPG	APG	SPG	BPG	FG%	FT%
20-21	2/0	10.0	1.5	2.0	0.5	1.0	36.8	100.0
Career	27/14	7.3	3.3	1.7	0.6	0.8	31.1	65.6



24

ANGELEE RODRIGUEZ

	GP/S	PPG	RPG	APG	SPG	BPG	FG%	FT%
20-21	1/0	0.0	1.0	0.0	0.0	0.0	0.0	0.0
Career	1/0	0.0	1.0	0.0	0.0	0.0	0.0	0.0



31

BEATRIZ JORDAO (Jor-DOW)

	GP/S	PPG	RPG	APG	SPG	BPG	FG%	FT%
20-21	2/0	7.0	7.0	0.5	0.5	2.0	70.0	0.0
Career	44/22	5.4	3.9	0.4	0.3	1.0	51.3	66.0

C | 6-2 | JR. | DOMASOV, CZECH REPUBLIC

- Transferred from Wyoming and must sit out due to NCAA transfer rules ... Was named All-MWC during '19-20.
- Played in and started all 29 games last season, averaging a team-high 14.2 ppg and 5.6 rpg.
- Was a member of the U16, U18 and U20 National Teams for the Czech Rep., with teammate Kristyna Brabencova.

G | 5-7 | SO. | MIAMI, FLA.

- Season-ending knee injury vs. Cincinnati (1/5/19) ... Double figures, 8-of-16 career GP ... 18 pts. vs. No. 4 Baylor (12/19).
- Career high 20 pts. vs. VCU (11/15/19), 18 pts. vs. Alabama State (12/6/19) ... 6 state titles at Miami Country Day.
- Born in Colombia ... Set a FIBA record with 10 3-pt. FGM for Colombia vs. Belarus in 2019 FIBA U17 World Cup.

PG | 5-6 | R-FR. | SLAVONSKI BROD, CROATIA

- Scored a career-high 6 pts. and had 5 asts. against Jacksonville (11/28) in the season opener.
- Had only 1 GP in '19-20 due to a back injury ... Played in the '17, '18 FIBA European Championships for Croatia.
- Avg. 7.9 ppg., 3.2 rpg., 1.8 apg in 7 games with Croatia in the 2018 European Championships.

G | 5-10 | JR. | NASHVILLE, TENN.

- Netted 14 pts. in the season opener vs. Jacksonville (11/28) ... Career-high is 28 pts. vs. Tulane (3/7/20)
- Had 25 pts. vs. Tulane (1/19/20), Temple (2/9/20), 16 pts. at UConn (3/2/20) ... 2019 AAC All-Frosh Team.
- Played in the USA Basketball 3x3 National Championships in Aug. 2019, in Las Vegas, with the UConn squad.

PG | 5-8 | JR. | MURANO, ITALY

- 11 pts., 4 asts. vs. Jacksonville (11/28) ... 23 pts. vs. UCF (1/19/19), 15 pts. vs. UConn (2/16/20), 14 pts. at Baylor (11/19/19).
- Led the AAC in apg. (4.5), 4th in ast. (121) in '19-20 ... Missed 5 games in '19-20 due to an ankle injury.
- Was named 3rd Team All-AAC in '19-20, preseason All-Conference prior to the '20-21 campaign.

G | 5-8 | SO. | THESSALONIKI, GREECE

- Double figures in 18-of-29 GP ... Career-high 25 pts. vs. Temple (2/9/20), 20 pts. at Temple (1/16/20), Houston (1/29/20).
- Missed the first 5 games in '19-20; ineligible by the NCAA ... Cleared to play on 11/20/19, 1 day after Baylor (11/19/19).
- AAC FOY, All-Frosh Team, 3rd Team All-AAC in '19-20 ... Played with Greece's U20, Senior National Teams in 2019.

F | 6-2 | FR. | BARENDRECHT, NETHERLANDS

- Played for the Orange Lions Academy U20 team ... Also spent time with the Netherlands U14, U16, U18 national teams.
- Averaged 17.6 ppg and 10.0 rpg before the season was shut down in March due to the COVID-19.
- Was voted the MVP in the 2019 European Girls Basketball League (EGBL) Tournament held in Minsk, Belarus.

W | 6-1 | FR. | SANT JUST DESVERN, SPAIN

- Played in 24 of USF's 32 GP in '19-20 ... Career-high 10 pts., 5 rbs. vs. Idaho (12/15/19), 9 pts. vs. SMU (2/29/19).
- 1st GS at Memphis (2/22/19) with career-high tying 5 rbs., 5 ast. ... Mother and father played pro in Spain.
- Her sister Neus, currently a model, played for the Spanish Senior National Team and pro in Spain.

G | 5-8 | FR. | SEIXAL, PORTUGAL

- 6 pts. in debut vs. Jacksonville (11/28) ... Played for Quinta dos Lombos, in Lisbon, with teammate Beatriz Jordao.
- Split time with Portugal's U20 national team in 2019, Averaged 8.0 ppg, 1.7 rpg and 1.5 apg.
- Was named First Team of the National Final Four in Portugal in 2019, equivalent of the Final Four in America.

F | 6-0 | SR. | ZELLIK, BELGIUM

- 1st in AAC in rpg. ... 10 double-doubles in 31 GP, 18 games with 10-plus rbs. ... 16 pts., 12 rbs. at Baylor (11/19/19).
- 16 pts., 14 rbs. vs. Brown (12/30/19), 11 pts., career-high 17 rbs. at Tulane (2/13/19) ... 10 rbs., 7 OR vs. UConn (2/16/19).
- Was born in the Democratic Republic of the Congo, raised in Belgium ... 2X NJCAA All-American.

C | 6-2 | POST-BACC. | RINCON, GEORGIA

- Averaged 5.6 ppg. and 6.3 rpg. during the '19-20 season ... Had a career-high 20 pts., 18 rbs. at Wichita State (2/23/19).
- 3rd on the team in rpg. in '19-20 ... Season-high 14 rbs. vs. Houston (1/29/19), 13 rbs., 12 pts. vs. Saint Francis (Pa.) (11/24/19).
- 8 rbs. at Baylor (11/19/19) ... 533 career rbs. 248 OR ... 2 double-doubles in '19-20 ... Double figure pts. in 14 GP.

W | 6-0 | SO. | BRNO, CZECH REPUBLIC

- Career-high 18 pts. vs. Jacksonville (11/28) ... 17 pts. at Tulsa (1/12/20) ... 16 pts. vs. Alabama State (12/6/19), Brown (12/30/19).
- 11 rbs. vs. Idaho (12/15/19) ... Played in the U20 European Championships ... Was named MVP of the U19 National Team.
- Grandfather, Kamil, is a 3X Czech MBB Olympian ('72, '76, '80), father Kamil is a 24-year pro/international hockey vet.

F/C | 6-2 | FR. | LAS PIEDRAS, PUERTO RICO

- Started on the Puerto Rico National Team since she was 16 ... Attended St. Thomas Aquinas HS in Ft. Lauderdale.
- Played in the 2019 Centrobasket U17 Championships, averaging 4.0 ppg. and 9.5 rpg.
- Had 9 pts., 6 rbs., 2 blks. vs. Guatemala in the first game of the group phase.

C | 6-3 | JR. | POMBAL, PORTUGAL

- Had her 2nd career double-double with 12 pts., career-high 14 rbs. vs. Jacksonville (11/28) ... Also had 4 blks.
- 17 pts., 10 rbs. vs. Ohio State (11/6/18) ... Career-high 18 pts. vs. UNC (11/23/18) ... Double figures in 9 GP as a frosh, 10 in career.
- Scored double figures for Portugal in 5-of-7 GP at the FIBA U20 Women's European Championship.

HEAD COACH JOSE FERNANDEZ | 374-273 CAREER RECORD (21ST SEASON)



Named the 2018 American Athletic Conference Coach of the Year, head coach Jose Fernandez has been laying the groundwork brick-by-brick for 20 seasons for the Bulls to grow into a perennial top-25 program. Under his guid-

ance, USF has transformed from a program with only five winning seasons to a staple in the NCAA Tournament. A coach known for his recruiting connections and incredible work ethic, Fernandez has created a culture of excellence at USF.

Fernandez has watched his team reach new milestones, including six 20-win seasons in the last eight years dating back to the 2012-13 season. The Bulls have reached the NCAA Tournament six times, including five trips in their last seven seasons, and postseason play in 15 of the last 17 seasons. Fernandez led the Bulls to the NCAA Tournament for the fourth time in as many years in 2018 as the senior class became the first in program history to reach four NCAA Tournaments. The Bulls also reached their ninth Women's National Invitation Tournament (WNIT) in 2019, despite numerous season-ending injuries to key players, and advanced to the second round out the event.

Fernandez, who was officially named head coach on Nov. 14, 2000 - just seven months after arriving at USF as an assistant coach - has led the Bulls in an amazing turnaround under his tenure. In addition to the program's six trips to the NCAA Tournament, Fernandez has also guided USF to nine WNIT appearances, which includes the 2009 WNIT title and a semifinal appearance in 2014. The Bulls have also advanced to the American Athletic Conference (AAC) Tournament championship game in four of the past six seasons and have made at least the semifinal round during every season in the AAC.

Fernandez also knows how to get the most out of his talent with Maria Jespersen earning Associated Press All-America honorable mention honors in 2018. USF has had two players earn AP All-America honorable mention honors, Jespersen and Courtney Williams, in 2016, and Fernandez has coached them both.

Playing for Fernandez could also lead to the pros, as was the case for six players in program history to be drafted by WNBA teams. Courtney Williams became the second player in program history to be selected in the first round in 2016, going eighth overall to the Phoenix Mercury. Most recently, former Bulls' standout Kitija Laksa became the sixth player in program history to be selected when the Seattle Storm chose her in the first round with the 11th overall pick in 2020. Other Bulls selected in the WNBA Draft, under Fernandez, include Inga Orekhova, who was

chosen 18th overall by the Atlanta Dream in 2014; Andrea Smith, who was chosen 35th by the Connecticut Sun in 2013 and Jessica Dickson, who was chosen 21st in the 2007 WNBA Draft by the Sacramento Monarchs.

USF made its first-ever NCAA Tournament during the 2005-06 season. Fernandez also led USF to its first-ever NCAA Tournament victory with a 71-70 win over Texas Tech in 2013. Fernandez and the Bulls made history again in 2015, when they hosted USF's first-ever NCAA Tournament basketball game at the Yuengling Center. The Bulls defeated LSU in the first round, in front of a hometown crowd of over 5,000 fans. In his third NCAA Tournament in four years, Fernandez took the Bulls back to the second round, defeating No. 22 Colorado State 48-45 in Los Angeles, Calif. USF returned to the tournament in 2017, but the Bulls lost at the buzzer to Missouri.

The Miami native has had 15 seasons with a .500 record or better leading USF. In the 22 years prior to his arrival, the Bulls recorded just three winning seasons, all 14-13 slates. Fernandez has guided USF to nine seasons with 20-plus wins, including a 26-8 record during the 2017-28 campaign that marked the fourth straight season with 24 or more wins. He posted his 300th career win at USF during the 2016-17 season and has compiled a record of 354-259 in 19 seasons leading the Bulls' program, including 13 or more wins in The American in four of six seasons in the conference. The Bulls have posted 12 wins over Top 25 ranked teams, including an 64-57 win over No. 15 Texas in the Yuengling Center in 2019.

Fernandez believes to be the best you have to play the best. Since arriving at USF, Fernandez and his staff have worked to schedule the toughest teams in women's basketball. The Bulls have sought after perennial powers like Baylor, DePaul, Florida, Florida State, Georgia, Louisville, Notre Dame, LSU, Miami, Michigan State, Mississippi State, Nebraska, Ohio State, Oklahoma, UNLV, Texas and Wake Forest, to name a few. USF has boasted some of the toughest strength of schedules in the country.

Fernandez got his start in coaching while working on his associates degree at Miami-Dade CC Kendall - where he earned his degree in 1991. Fernandez served as a student assistant coach for the men's basketball team and was immediately thrown into the fray with on-floor coaching, scouting, and most importantly, overseeing recruiting correspondence and getting his name out in front of coaches around the state.

It was at Miami-Dade that Fernandez met Cesar Odio, who not only saw his tremendous potential and hired him as a student assistant, but then promoted him to a full-time assistant coach upon his graduation in 1991. He would stay at Miami-Dade for one season (1991-92) before becoming the assistant boys' basketball coach at Miami's Sunset High School (1992-94).

Following his two seasons at Sunset, Fernandez and Odio would renew acquaintances when Odio was tabbed head men's basketball coach at Barry University in Miami Shores, Fla. (1994-96). Fernandez came along as Odio's top assistant and immediately established himself as a coach that had a sharp eye for talent and potential. During his brief two-year stay at Barry, Fernandez helped the Buccaneers to consecutive winning seasons, after the program only produced just two in the first 10 years, and a combined 34-21 record.

Fernandez entered the world of girls' basketball in 1996, when he secured his first head coaching job at Miami's Lourdes Academy. During his three seasons at Lourdes, Fernandez led the Bobcats to a stellar 83-16 (.838) record and a trip to the state 5A championship game in 1998 where they finished as the runner-up. In addition to his coaching responsibilities at Lourdes, Fernandez established valuable roots among Florida and high school coaches from around the nation as director and founder of the successful Miami Suns AAU program.

Fernandez would then break into collegiate women's basketball when he returned to Barry for his second of

THE FERNANDEZ FILE

Born	Nov. 18, 1971
Hometown	Miami, Fla.
College	FIU, 1994
	B.S. in Physical Ed.
Wife	Tonya
Children	Sydney, Alex, Taylor Brianna and Brooke

NCAA APPEARANCES (6)

2006, 2013, 2015, 2016, 2017, 2018

WNIT APPEARANCES (9)

2004, 2005, 2007, 2008, 2009, 2010, 2012, 2014, 2019

WNIT FINAL FOUR (2)

2009, 2014

WNIT CHAMPIONSHIP (1)

2009

COACHING CAREER

1989-91	Miami-Dade CC Kendall, Student Asst.
1991-92	Miami-Dade CC Kendall, Asst. Coach
1992-94	Sunset High School, Asst. Boy's Coach
1994-96	Barry University, Asst. Men's Coach
1996-99	Lourdes Academy (Miami), Head Coach
1996-99	Miami Suns AAU, Head Coach
1999-2000	Barry University, Asst. Coach
2000-present	USF, Head Coach

two tours of duty at the school. In his second stint, he served one year (1999-00) as the top assistant coach for the Buccaneers. Although it was just one season, Fernandez helped Barry record the second-most wins in the program's history as the Buccaneers posted a 22-8 record and the program's second-best slate ever in the Sunshine State Conference at 10-4. The team's 22 wins that sea-

son is still just one of three 20-wins campaigns for Barry since the women's basketball team started competing during the 1988-89 season.

After graduating from Miami-Dade Kendall, Fernandez earned his bachelor's degree in physical education in 1994 from Florida International University. Along with his

coaching duties at the beginning of his professional career, Fernandez also taught physical education at Miami's Coral Reef Senior High School, Southwest Senior High School and Hialeah Middle School.

Fernandez and his wife, Tonya, live in Tampa with their daughters, Sydnie, Alex, Taylor, Brianna and Brooke.

JOSE FERNANDEZ YEAR-BY-YEAR

Year	School	Overall	Conf.	Postseason
2000-01	USF	4-24	1-15	-
2001-02	USF	14-13	4-10	-
2002-03	USF	7-20	2-12	-
2003-04	USF	14-15	7-7	WNIT First Round
2004-05	USF	21-11	9-5	WNIT Second Round
2005-06	USF	19-12	9-7	NCAA First Round
2006-07	USF	21-12	9-7	WNIT Second Round
2007-08	USF	16-16	5-11	WNIT First Round
2008-09	USF	27-10	8-8	WNIT Champions
2009-10	USF	15-16	6-10	WNIT First Round
2010-11	USF	12-19	3-13	-
2011-12	USF	19-16	8-8	WNIT Third Round
2012-13	USF	22-11	9-7	NCAA Second Round
2013-14	USF	23-13	13-5	WNIT Semifinals
2014-15	USF	27-8	15-3	NCAA Second Round
2015-16	USF	24-10	14-4	NCAA Second Round
2016-17	USF	24-9	11-5	NCAA First Round
2017-18	USF	26-8	13-3	NCAA First Round
2018-19	USF	19-16	7-9	WNIT Second Round
2019-20	USF	19-12	10-6	No postseason due to COVID
2020-21	USF	1-1	0-0	
Totals	20+ Seasons	374-273	163-155	



JOSE FERNANDEZ HEAD COACHING BREAKDOWN

Year	Overall	Home	Road	Neutral	Conf.	Postseason
2000-01	4-24	4-13	0-11	0-0	1-15	-
2001-02	14-13	9-6	5-7	0-0	4-10	-
2002-03	7-20	7-8	0-12	0-0	2-12	-
2003-04	14-15	9-6	5-8	0-1	7-7	0-2 (C-USA, WNIT)
2004-05	21-11	13-2	7-8	1-1	9-5	2-2 (C-USA, WNIT)
2005-06	19-12	12-3	5-7	2-2	9-7	0-2 (BIG EAST, NCAA)
2006-07	21-12	15-3	4-8	2-1	9-7	2-2 (BIG EAST, WNIT)
2007-08	16-16	11-7	3-8	2-1	5-11	1-2 (BIG EAST, WNIT)
2008-09	27-10	16-6	9-3	2-1	8-8	6-1 (BIG EAST, WNIT)
2009-10	15-16	9-8	5-7	1-1	6-10	0-2 (BIG EAST, WNIT)
2010-11	12-19	8-7	2-10	2-2	3-13	-
2011-12	19-16	11-3	4-7	4-6	8-8	3-2 (BIG EAST, WNIT)
2012-13	22-11	11-5	9-3	2-3	9-7	2-2 (BIG EAST, NCAA)
2013-14	23-13	13-8	9-5	1-0	13-5	5-2 (AAC, WNIT)
2014-15	27-8	13-3	9-3	5-2	15-3	3-2 (AAC, NCAA)
2015-16	24-10	15-1	6-6	3-3	14-4	3-2 (AAC, NCAA)
2016-17	24-9	10-4	8-2	6-3	11-5	2-2 (AAC, NCAA)
2017-18	26-8	13-1	8-3	5-4	13-3	2-2 (AAC, NCAA)
2018-19	19-16	11-5	5-6	3-5	7-9	3-2 (AAC, WNIT)
2019-20	19-13	14-2	4-6	1-5	10-6	1-0 (AAC)
2020-21	1-1	1-1	0-0	0-0	0-0	



TALE OF THE TAPE

THE MISSISSIPPI STATE SERIES

USF at home	0-0
USF at Mississippi State	1-1
USF at neutral site	0-1
First meeting	March 30, 2014 (W, 60-58)
Last meeting	Dec. 19, 2019 (L, 86-61)
Last USF win	March 30, 2014 (60-58)
Last Mississippi State win	Dec. 19, 2019 (86-61)
Current streak	Mississippi State, two wins

STATISTICAL COMPARISON

USF		MSU
1-1	Overall Record	2-0
40.0	Field Goal%	51.4
35.6	3-Pt. Field Goal%	38.6
75.0	Free Throw%	65.8
33.6	Oppt. Field Goal%	31.5
14.3	Oppt. 3-Pt. Field Goal%	28.6
60.9	Oppt. Free Throw%	65.9
45.5	Rebounding Avg.	53.0
+5.5	Rebounding Margin	+24.5
21.5	Assists/Gm.	22.5
13.0	Turnovers/Gm.	12.5
4.5	Blocks/Gm.	5.5
4.0	Steals/Gm.	8.5
73.0	Points/Gm.	97.0
56.5	Points Allowed/Gm.	54.5

USF CAREER STATS VS. MISSISSIPPI STATE

No.	Name	G	Ppg	Rpg	Apg
1	Alvarez	1	12.0	6.0	6.0
2	Lazic	0	0.0	0.0	0.0
3	Harvey	1	8.0	2.0	1.0
4	Pinzan	0	0.0	0.0	0.0
5	Tsineke	1	10.0	3.0	2.0
11	Blagrove	0	0.0	0.0	0.0
12	Bermejo	1	0.0	1.0	1.0
13	Guerreiro	0	0.0	0.0	0.0
20	Mununga	0	0.0	0.0	0.0
21	Leverett	1	3.0	3.0	0.0
22	Brabencova	1	11.0	8.0	2.0
24	Rodriguez	0	0.0	0.0	0.0
31	Jordao	1	6.0	0.0	0.0

BULLS' CAREER STARTS & GAMES PLAYED

No.	Name	17-18	18-19	19-20	20-21	Tot	GP
1	Alvarez	-	-	8	-	8	16
2	Lazic	-	-	-	-	-	3
3	Harvey	-	24	16	2	42	56
4	Pinzan	-	15	24	2	41	60
5	Tsineke	-	-	22	2	24	29
11	Blagrove	-	-	-	-	-	1
12	Bermejo	-	-	1	-	1	26
13	Guerreiro	-	-	-	-	-	2
20	Mununga	-	-	27	2	29	31
21	Leverett	0	24	12	2	38	95
22	Brabencova	-	-	14	-	14	27
24	Rodriguez	-	-	-	-	-	1
31	Jordao	-	12	10	-	22	44

TICKET INFORMATION

■ USF Athletics announced for the 2020-21 men's and women's basketball seasons presented by Tampa General Hospital will begin without fans in attendance in the Yuengling Center ... USF will not have fan attendance in the Yuengling Center when the Bulls open play and will continue that policy through the nonconference season slated to run through at least Dec. 15.

■ Athletics and the university will continue to review fan attendance policies for the remainder of the 2020-21 basketball season to evaluate the possibility of limited fan attendance of future home dates if deemed appropriate by state, local and university officials ... A limited number of players' and coaches' family members will be admitted via pass list to attend home games in person.

UP NEXT FOR USF

■ USF will get back to work on Sunday, Dec. 13, following final exams, when instate foe Stetson makes its way to the Yuengling Center ... Game time is slated for 2 p.m. and can be seen live on ESPN+ ... The date for the game previously postponed at Stetson's request, due to COVID issues in the Hatters' program, has been reinstated as Stetson is now optimistic about its ability to play on the originally scheduled date.

■ The meeting with the Hatters is currently the last nonconference game on the Bulls' schedule, however efforts are being made to find one final nonconference opponent.

■ As it stands now, following the game with Stetson, the Bulls will begin American Athletic Conference play on Wednesday, Dec. 16, at Memphis ... The meeting with the Tigers is one of three road AAC games that the Bulls will play during their first four league games ... USF will also face Cincinnati (Dec. 22) and Tulsa (Dec. 30) on the road during that stretch, with the lone home game coming against Houston (Dec. 19).

A QUICK LOOK AT THE BULLS

■ The Bulls lead, or are in the top five, in the American Athletic Conference in several statistical categories through games of Dec. 4 (Complete NCAA team and individual ranking summaries can be found on pgs. 14-15):

Assist/Turnover Ratio	1st (1.65)
Total Assists	1st (43)
Assists Per Game	1st (21.5)
Blocked Shots	1st (9)
Blocked Shots Per Game	2nd (4.5)
FG Percentage	5th (40.0)
FG Percentage Defense	2nd (33.6)
FT Attempts	5th (28)
FT Made	5th (21)
FT Percentage	1st (75.0)
Rebounding Margin	2nd (5.5)
Rebounds	2nd (91)
Rebounds Per Game	2nd (45.5)
Scoring Defense	3rd (56.5)
Scoring Margin	4th (16.5)
Scoring Offense	4th (73.0)
3-Point FG Defense	1st (14.3)
3-Point FG Made	1st (21)
3-Point FG Per Game	1st (10.5)
3-Point FG Percentage	4th (35.6)

SCOUTING MISSISSIPPI STATE

■ Mississippi State comes into its game with USF ranked No. 6 in the most recent Associated Press Top 25 poll, and with a 2-0 record ... The Bulldogs opened the season with wins over Jackson State (88-58) on Nov. 29 and New Orleans (106-51) on Dec. 2 ... Saturday's game is the first of only two road games that Mississippi State will play before opening SEC play on Dec. 31 at Georgia.

■ Jessica Carter leads three players in double figures, averaging 18.5 points per game on the year ... Rickea Jackson is second on the team, netting 17.5 points per outing, followed by JaMya Mingo-Young, averaging 15.5 points per contest ... Young and Madison Hayes pace the Bulldogs on the glass, grabbing 8.5 rebounds per game.

2020-21 USF WOMEN'S BASKETBALL MEDIA GUIDE

■ Scan the QR code on the right for a PDF version of the 2020-21 USF women's basketball media guide, which includes staff and player bios, career records, program history and much more.



USF WEEKLY MEDIA PLANNER

MON. 30	TUE. 1	WED. 2	THURS. 3	FRI. 4	SAT. 5	SUN. 6
ZOOM Media 11 a.m. Practice, 1 p.m.	vs. Baylor 7 p.m.	Off	Practice, 1 p.m.	Practice, 1 p.m.	vs. Mississippi State, 7 p.m.	TBA

THE SERIES AGAINST THE BULLDOGS

■ Saturday's game marks the fourth meeting between USF and Mississippi State with the Bulldogs leading the all-time series, 2-1.

■ The Bulls and Bulldogs met last season at the Duel in the Desert, in Las Vegas, with Mississippi State winning, 86-61, on Dec. 19, 2019.

■ The two teams first met in the WNIT quarterfinals in Starkville on March 30, 2014, with the Bulls coming out on top, 60-58 ... USF lost in the semifinals to Rutgers, in Tampa, 62-52 ... Two seasons later, Mississippi State handed the Bulls a 68-58 loss during the SEC/AAC Challenge in Starkville.

USF all-time against Mississippi State

March 30, 2014 _____ A _____ W _____ 60-58 (WNIT)
Dec. 30, 2015 _____ A _____ L _____ 68-58
Dec. 19, 2019 _____ N _____ L _____ 86-61

LAST TIME OUT

■ Maria Alvarez had a big night in her return to the court - after suffering a season-ending knee injury just 15 games into the 2019-20 campaign - netting 18 points in a tough 67-62 loss to No. 4 Baylor on Dec. 1 ... Alvarez was 5-for-9 (55.6 percent) from the field, 4-for-6 (66.7 percent) from behind the three-point arc, and a perfect 4-for-4 from the free-throw line ... Joining Alvarez in double digits was Bethy Mununga with 13 points - along with 10 rebounds - and Sydney Harvey with 11 points.

■ The Bulls were outrebounded 50-37, including a 24-14 margin on the offensive glass that led to 21 second chance Baylor points ... In addition, the Lady Bears controlled the lane, outscoring USF in the paint, 44-12.

ANOTHER TOP 10 FOE

■ For the second straight game the Bulls will butt heads with one of the nation's elite programs, in No. 6 Mississippi State ... USF is coming off a tough battle with No. 4, and defending 2019 National Champion, Baylor.

■ USF looks for its first win over a ranked foe since defeating No. 15 Texas, 64-57, on Nov. 8, 2019 in the Yuengling Center.

■ No. 11 DePaul (79-77, ot), on Dec. 7, 2005, and at No. 11 Louisville (73-62) on Feb. 20, 2013, were the highest ranked teams the Bulls have ever defeated.

DOUBLE DIPPING

■ Beatriz Jordao got her 2020-21 campaign off to an impressive start after being banged up during the 2019-20 season ... Jordao recorded her second career double-double - and the first since her collegiate debut at Ohio State on Nov. 6, 2018 - with a 12-point and a career high 14-rebound performance against Jacksonville on Nov. 28.

■ Jordao's only other double-double was a 17-point, 10-rebound outing against the Buckeyes in a 71-47 rout.

■ Bethy Mununga followed up Jordao's double-double with a 13-point, 10-rebound affair against Baylor on Dec. 1 ... The performance marked Mununga's 10th career double-double, and second against the Lady Bears in as many seasons.

2020-21 USF double-doubles

Jordao _____ Nov. 28 vs. Jacksonville (12 pts./14 rbs.)
Mununga _____ Dec. 1 vs. Baylor (13 pts./10 rbs.)

DROPPIN' DIMES

■ The Bulls were feeling especially giving during Thanksgiving week as they handed out 29 assists in their season opener against Jacksonville on Nov. 28 ... The 29 dimes marked USF's seventh most in a single game in program history ... The Bulls also handed out 29 against; FIU (Nov. 30, 2016), Grambling (Dec. 18, 2008), and Stetson (Dec. 3, 1983).

■ Elena Tsineke and Mihaela Lazic accounted for 12 of the Bulls' 29 assists ... Tsineke dished out a career high seven assists while Lazic's five also marked a career-best.

THE BULLS HAVE BEEN TREYMENDOUS

■ USF has had the hot hand from behind the three-point arc, hitting 21 shots from long range in its first two games ... The Bulls come into the Mississippi State game first in The American in three-point field goals made (21), through games of Dec. 3, and 17th in the nation.

■ Sydney Harvey leads the way for USF with five treys made, followed by Maria Alvarez and Kristyna Brabencova with four apiece.

USF WHEN ...

Leading at halftime	1-0
Trailing at halftime	0-1
Tied at halftime	0-0
Overtime	0-0
USF shoots 50% or better from field	0-0
USF shoots 40-49% from field	1-0
USF shoots under 40% from field	0-1
Opp. shoots 50% or better from field	0-0
Opp. shoots 40-49% from field	0-0
Opp. shoots under 40% from field	1-1
USF outrebounds opponent	1-0
Opp. outrebounds USF	0-1
Tied in rebounds	0-0
USF records 10 or more steals	0-0
USF records 15 or more assists	1-0
USF commits less than 15 turnovers	1-0
USF commits 15 or more turnovers	0-1
USF commits less turnovers than opp.	1-0
USF commits more turnovers than opp.	0-1
USF shoots 70% or better from the line	1-1
USF shoots under 70% from the line	0-0
USF scores 59 points or less	0-0
USF scores between 60-69 points	0-1
USF scores between 70-79 points	0-0
USF scores between 80-89 points	1-0
USF scores between 90-99 points	0-0
USF scores more than 100 points	0-0
Two or less Bulls score in double figures	0-0
Three Bulls score in double figures	0-1
Four or more Bulls score in double figures	1-0
USF plays at Yuengling Center	1-1
USF plays on the road	0-0
USF plays at a neutral site	0-0
Playing in November	1-0
Playing in December	0-1
Playing in January	0-0
Playing in February	0-0
Playing in March	0-0
Playing on Saturday	1-0
Playing on Sunday	0-0
Playing on Monday	0-0
Playing on Tuesday	0-1
Playing on Wednesday	0-0
Playing on Thursday	0-0
Playing on Friday	0-0
Playing during the afternoon	1-0
Playing during the evening	0-1
Games decided by three points or less	0-0
Games decided by four to 10 points	0-1
Games decided by 11-20 points	0-0
Games decided by more than 20 points	1-0

SCORING MARGINS

Points: Margin of victory

1	2	3	4	5	6	7	8	9	10+
-	-	-	-	-	-	-	-	-	1

Points: Margin of defeat

1	2	3	4	5	6	7	8	9	10+
-	-	-	-	1	-	-	-	-	-

2020-21 USF STARTING LINEUPS

Forward	Forward	Forward/Center/Wing	Guard	Guard	W-L
Leveret	Mununga	Tsineke	Pinzan	Harvey	1-1

A LOOK AT THE AMERICAN

AMERICAN ATHLETIC CONFERENCE STANDINGS (THRU 12/3)

	C-USA	Pct.	Over.	Pct.
UCF	0-0	.000	1-0	1.000
Cincinnati	0-0	.000	1-0	1.000
Wichita State	0-0	.000	2-0	1.000
Tulane	0-0	.000	2-1	.667
Houston	0-0	.000	1-1	.500
USF	0-0	.000	1-1	.500
East Carolina	0-0	.000	1-2	.333
SMU	0-0	.000	0-2	.000
Tulsa	0-0	.000	0-0	.000
Memphis	0-0	.000	0-1	.000
Temple	0-0	.000	0-1	.000

PRESEASON POLL

1. USF (8)	7. Houston
2. UCF (1)	8. Memphis
3. Tulane	9. East Carolina
4. Cincinnati (2)	10. SMU
5. Temple	11. Tulsa
6. Wichita State	

AMERICAN ATHLETIC CONFERENCE SCHEDULE

December 5

East Carolina at Duke	12 p.m.
Auburn at Houston	1 p.m.
Cincinnati at Florida	5 p.m.
Mississippi State at USF	7 p.m.

December 6

Temple at Florida Gulf Coast	2 p.m.
Southeastern Louisiana at Tulane	3 p.m.
Liberty at Memphis	5 p.m.
Northern Iowa at Wichita State	6 p.m.

December 7

SMU at Oklahoma State	7:30 p.m.
-----------------------	-----------

December 8

Houston at UT Arlington	7 p.m.
-------------------------	--------

December 9

Arkansas at SMU	TBA
VCU at East Carolina	4 p.m.
Tulane at Middle Tennessee	7:30 p.m.

December 10

Wichita State at South Dakota	7 p.m.
Xavier at Cincinnati	7 p.m.

December 11

Stephen F. Austin at Houston	7:30 p.m.
------------------------------	-----------

USF TABBED FIRST IN PRESEASON AAC POLL

■ USF has been picked to finish atop the American Athletic Conference this season in the league's preseason coaches poll ... It marks the first time in program history that the Bulls have been selected first in a preseason conference poll.

■ USF earned the top spot with 98 total points and eight of the 11 first-place votes ... UCF (79) was picked to finish second and Tulane (78) third, while Cincinnati (73) and Temple (57) round out the top five teams in the preseason poll ... Wichita State (54), Houston (49) and Memphis (40) were slotted sixth through eighth, respectively, with East Carolina (36), SMU (31) and Tulsa (10) rounding out the bottom three teams ... UCF (1) and Cincinnati (2) were the only two other schools to earn first place votes.

■ During the first seven years of The American, the Bulls were picked second five times (2014-15, 2015-16, 2017-18, 2018-19, 2019-20), behind previous AAC member, UConn, which was selected first all seven seasons ... USF finished third in 2013-14 and 2016-17.

JORDAO NAMED TO AAC WEEKLY HONOR ROLL AFTER WEEK 1 PERFORMANCE

■ Beatriz Jordao was named to the American Athletic Conference Honor Roll for the week ending Nov. 29 ... Jordao netted 12 points and a career high 14 rebounds in the Bulls' 84-46 season-opening win against Jacksonville on Nov. 28 ... In addition to a career high-tying four blocked shots, Jordao also was nearly perfect from the field against the Dolphins, shooting 6-of-7 from the floor (85.7 percent).

■ This week's recognition is the third weekly honor for Jordao during her career ... She was also a two-time AAC Freshman of the Week in 2018 (Nov. 12, Dec. 10).

MISCELLANEOUS USF STATISTICS

Double Figure Scorers

Sydni Harvey	2
Maria Alvarez	1
Kristyna Beabencova	1
Beatriz Jordao	1
Bethy Munuga	1
Elisa Pinzan	1

Double-Doubles

Beatriz Jordao	1
Bethy Munuga	1

Games Leading (Sharing) Scoring Honors

Maria Alvarez	1
Kristyna Beabencova	1

Games Leading (Sharing) Rebounding Honors

Beatriz Jordao	1
Bethy Munuga	1

USF's 2020-21 Weekly AAC Honorees

Beatriz Jordao _____ AAC Honor Roll (Nov. 30)

TSINEKE, PINZAN EARN ALL-AAC HONORS

■ In addition to the Bulls being picked first in The American preseason poll, sophomore guard Elena Tsineke and junior guard Elisa Pinzan were recognized by the league's coaches, being named to the AAC Preseason All-Conference Second Team ... Both players were also honored at the conclusion of the 2019-20 campaign.

■ Tsineke, the team's top returning scorer from a year ago, averaged 12.4 points per game in 2019-20 and 12.6 points per outing in AAC games, en route to being named The American Freshman of the Year, Third Team All-Conference and to the AAC All-Freshmen Team.

■ Tsineke shot 37.3 percent (115-307) from the field and hit 44 of her 138 shots from behind the three-point arc (31.9 percent), while also leading The American in free-throw shooting percentage, hitting 88.2 percent (60-for-68) from the charity stripe ... She tallied double figures in 18 games on the year in 27 games played, and poured in 20-or-more points four times during her rookie campaign, including a career-high 25 points in a dominating 99-51 win over Temple.

USF'S LARGEST IN 2019-20

Lead	40 vs. Jacksonville (82-42)
Deficit	10 vs. Baylor (42-32)
Margin of victory	38 vs. Jacksonville (84-46)
Margin of defeat	5 vs. Baylor (67-65)
Halftime lead	24 vs. Jacksonville (49-25)
Halftime deficit	1 vs. Baylor (29-28)
Deficit in win	-
Halftime deficit in win	-
Lead in loss	6 vs. Baylor (11-5)
Halftime lead in loss	-

USF: HOME, ROAD & NEUTRAL

Category	Home	Road	Neutral
Record	1-1	0-0	0-0
Field Goal%	40.0	-	-
3-Pt. Field Goal%	35.6	-	-
Free Throw%	75.0	-	-
Oppt. Field Goal%	33.6	-	-
Oppt. 3-Pt. Field Goal%	14.3	-	-
Oppt. Free Throw%	60.9	-	-
Rebounding Avg.	45.5	-	-
Rebounding Margin	+5.5	-	-
Assists/Gm.	21.5	-	-
Turnovers/Gm.	13.0	-	-
Blocks/Gm.	4.5	-	-
Steals/Gm.	4.0	-	-
Points/Gm.	73.0	-	-
Points Allowed/Gm.	56.5	-	-

■ Pinzan established herself as one of the top point guards in The American during the 2019-20 campaign, while joining Tsineke as an All-Conference Third Team selection at the end of the year ... She averaged 9.0 points per game, 4.5 assists per outing, and 2.9 rebounds per contest, in 27 games, including 24 starts ... Despite missing five games during the season due to an ankle injury, Pinzan was the conference leader in assists per game, and was fourth in total assists (121) ... In addition, she scored in double figures in 10 games on the year and handed out five-or-more assists 14 times.

FERNANDEZ WITHIN REACH OF MILESTONE: #400 CAREER WINS

■ Jose Fernandez enters the 2020-21 season - his 21st as a head coach - within reach of a milestone victory ... Fernandez currently boasts a 374-273 career coaching record with the Bulls, just 26 wins shy of his 400th career win ... Fernandez won his 350th game on Feb. 23, 2019, when the Bulls defeated Wichita State in the Yuengling Center, 55-46.

■ Coming into the season, only 140 coaches (with a minimum of 10 years in Division I) have reached the 400-win marker.

FERNANDEZ AMONG THE AMERICAN'S ELITE

■ Fernandez also comes into the season as one of the elite coaches in the The American ... Entering his 21st season, the Miami native is second all-time in overall wins - only trailing UConn head coach Geno Auriemma (252) - while coaching in the AAC with 162 victories, and is sixth all-time in winning percentage (67.8 percent, 162-77); third among head coaches with 100 or more games coached in the conference.

■ In addition, in career American Athletic Conference league games, Fernandez is third all-time in conference wins with 83, and tied for third in conference winning percentage (70.3 percent, 83-35); second with over 100 games coached in the AAC.

MUNUNGA NAMED TO KATRINA MCCLAIN PRESEASON WATCH LIST

■ Bethy Mununga is one of 20 players to be named to the Katrina McClain Watch List as the top power forward in America, as given by the Naismith Memorial Basketball Hall of Fame and the Women's Basketball Coaches Association ... Mununga is the lone representative of the American Athletic Conference.

■ Mununga proved to be one of the top post players in The American, during her first season with the Bulls, after transferring from Northeastern Oklahoma A&M ... She was third on the team in scoring, averaging 9.2 points per game, and tops in rebounding, grabbing 10.1 boards per contest ... Mununga's rebounds per game average was second in The American, along with her total rebounds (292), in addition to being ranked 32nd and 36th in the nation, respectively ... She averaged 3.8 offensive rebounds per game, good enough for second in The American and 26th in the nation.

LACING 'EM UP AGAINST THE BEST

■ The landscape of Division I basketball scheduling was drastically changed due to the COVID-19 pandemic, however, one thing that remains a constant is the fact that the Bulls will still challenge themselves during the nonconference portion of their schedule, despite only five nonconference games ... Highlighting the Bulls' out-of-conference slate - both at home nonetheless - will be Baylor (Dec. 1) and Mississippi State (Dec. 8), with the Bulldogs as part of the AAC/SEC Challenge.

■ The Bulls will also face instate foes Jacksonville (Nov. 28) and Stetson (Dec. 13).

■ USF was scheduled to take part in the inaugural Battle 4 Atlantis, at the Atlantis Resort in Paradise Islands, Bahamas, against a field that also included; Central Michigan, Marquette, Minnesota, Oklahoma, Oregon, South Carolina, and Syracuse. The Bulls, however, pulled out of the event due to concerns related to COVID-19.

MORE WITH LESS

■ Although it wasn't as bad as the 2018-19 campaign when USF lost three potential all-conference players to season-ending injuries, but for the second-straight year - during the 2019-20 campaign - the Bulls were hit with the injury bug in a big way ... USF had seven players, to end the season, who missed a total of 73 games, and the Bulls were still within reach of winning 20 games for the ninth time during Jose Fernandez's head coaching tenure, and were poised for another trip to the postseason ... Of the seven players, two - Mihaela Lazic and Maria Alvarez - were lost for the season.

TOP 25 RANKINGS

ASSOCIATED PRESS (Week 2)

1.	South Carolina	3-0
2.	Stanford	1-0
3.	Connecticut	0-0
4.	Baylor	1-0
5.	Louisville	2-0
6.	Mississippi State	1-0
7.	Arizona	1-0
8.	NC State	2-0
9.	UCLA	1-0
10.	Oregon	1-0
11.	Kentucky	2-0
12.	Texas A&M	2-0
13.	Indiana	1-0
14.	Maryland	2-1
15.	Northwestern	0-0
16.	Arkansas	3-1
17.	Oregon State	1-0
18.	Gonzaga	0-1
19.	Ohio State	1-0
20.	DePaul	0-1
21.	Missouri State	2-1
22.	Syracuse	1-0
23.	Iowa State	1-1
24.	Michigan	2-0
25.	Texas	2-0

Also Receiving Votes: South Dakota State 31; North Carolina 24; South Dakota 20; Notre Dame 20; Arizona State 10; Wake Forest 9; Ohio 6; **USF 1**; Duke 1; Rutgers 1; Tennessee 1; Boston College 1.

USA TODAY/WBCA COACHES POLL (Preseason)

1.	South Carolina	0-0
2.	Stanford	0-0
3.	Connecticut	0-0
4.	Baylor	0-0
5.	Louisville	0-0
6.	NC State	0-0
7.	Mississippi State	0-0
8.	Arizona	0-0
9.	Oregon	0-0
10.	UCLA	0-0
11.	Maryland	0-0
12.	Kentucky	0-0
13.	Texas A&M	0-0
14.	Arkansas	0-0
15.	Indiana	0-0
16.	Northwestern	0-0
17.	Oregon State	0-0
18.	Iowa State	0-0
19.	DePaul	0-0
20.	Gonzaga	0-0
21.	Syracuse	0-0
22.	Ohio State	0-0
23.	Notre Dame	0-0
24.	Michigan	0-0
25.	Missouri State	0-0

Also Receiving Votes: Texas 72; South Dakota 25; Florida State 23; Iowa 13; North Carolina 11; Arizona State 11; **USF 9**; Rutgers 7; Middle Tennessee State 7; Virginia Tech 6; Tennessee 4; Princeton 3; Florida Gulf Coast 3; Brigham Young 3; South Dakota State 2; James Madison 2; Tennessee Martin 1; LSU 1.

GETTING SOCIAL WITH THE BULLS

■ Fans are encouraged to follow @USFWBB on Twitter, and "Like" USF women's basketball on Facebook (www.facebook.com/USFwomensbasketball) for the latest Bulls' basketball news ... Follow all of USF's athletic teams on Twitter (@USFAthletics), Facebook (Facebook.com/USFAthletics), YouTube (BullsVision), and Instagram (USFAthletics).

■ During the 2018-19 campaign, a total of six players missed a combined 86 games due to injury.

Games missed during 2019-20 due to injury

PG __ Mihaela Lazic (back - season ending) _____	31
G __ Maria Alvarez (knee - season ending) _____	17
G __ Sydni Harvey (knee) _____	10
W __ Kristyna Brabencova (ankle, illness) _____	7
PG __ Elisa Pinzan (ankle) _____	5
F __ Bethy Mununga (hamstring) _____	3

Note - Elena Tsineke was ruled ineligible by the NCAA for the first five games of 2019-20 and did not play ... She is not included in this figure.

HOME, SWEET HOME

■ To say that the Bulls have defended their home court over the last five seasons is an understatement ... USF comes into the 2020-21 campaign with a dominating 76-16 record at the Yuengling Center since the 2014-15 season ... The Green and Gold has dropped just one game in two of the five seasons, with those coming during the 2017-18 (13-1) and 2015-16 (15-1) seasons ... The Bulls were 14-2 on their home floor in 2019-20.

Seasons with four or fewer home losses since the beginning of the 2014-15 season

2019-20 _____	14-2
2017-18 _____	13-1
2016-17 _____	10-4
2015-16 _____	15-1
2014-15 _____	13-3

■ USF has proven to be one of the elite teams in the American Athletic Conference, and to do that you need to win games at home ... The Bulls are 37-13 in AAC games at home, and were 29-5 prior to the 2018-19 season.

■ Games at the Yuengling Center are no vacation for nonconference foes when they come to Tampa ... Over the last six seasons, the Bulls have posted a 37-3 record in nonconference games at home ... Coming into the 2020-21 season, USF has won 22-of-23 nonconference games, and 34 of its last 36, with the only losses coming to Louisville during the 2016-17 season and Baylor this season.

■ During the last six years, the likes of Oklahoma, LSU, Louisville, Penn State, Oklahoma State, St. John's, Texas and Baylor have visited USF for nonconference matchups.

PRIMED FOR THE POSTSEASON

■ USF has made 15 postseason tournament appearances and had six NCAA Tournament berths in head coach Jose Fernandez's 20 seasons ... The all-time winningest coach in program history, Fernandez has guided USF to nine 20-win seasons, two WNIT Final Four appearances, the 2009 WNIT championship and won more than 370 games.

Boasting a 19-13 record through the end of the American Athletic Conference Tournament last season, the Bulls were poised to make their 16th postseason appearance before the NCAA shut the season down due to the COVID-19 pandemic.

NEW KIDS ON THE BLOCK

■ The Bulls welcome four players to this year's 2020-21 roster, including a Division I transfer (Tereza Vitulova) and three freshmen (Jade Blagrove, Sara Guerreiro, and Angelee Rodriguez).

■ Vitulova (Domašo, Czech Republic) comes to USF after two very successful seasons at the University of Wyoming, where she was named All-Mountain West Conference following her sophomore year ... During the 2019-20 season, she played in and started all 29 games during the season for the Cowgirls, averaging 25.1 minutes per game, and averaged a team-high 14.2 points and 5.6 rebounds per game to go along with 0.5 assists per outing ... She shot a Mountain West-best 54.8 percent (176-for-321) from the field while shooting 44.2 percent (19-for-43) from three and 85.1 percent (40-for-47) from the free throw line ... Vitulova reached double-figure scoring 22 times, at least 20 points six times and at least 30 points once ... She scored a career-high 30 points against San Diego State (Jan. 22, 2020).

■ Guerreiro (Seixal, Portugal) played for Quinta Dos Lombos in Lisbon, Portugal, the same team as current Bull Beatriz Jordao ... She brings extensive high-level international experience ... Averaged 5.9 points and 3.0 rebounds per game while shooting 52.7 percent from the field and 83.3 percent from the free-throw line for Quin-

ta Dos Lombos ... On the international stage during the summer of 2019, Guerreiro split time with Portugal's U20 national team, averaging 8.0 points, 1.7 rebounds and 1.5 assists per outing ... Logged 9.0 points and 4.1 rebounds per outing with the U18 national team.

■ Blagrove (Barendrecht, Netherlands) averaged 17.6 points and 10.0 rebounds per game before the season was shut down in March due to the COVID-19 pandemic ... She was voted the Most Valuable Player in the 2019 European Girls Basketball League (EGBL) Tournament held in Minsk, Belarus ... During the 2018-19 season, Blagrove helped Orange Lions Academy to the U20 EGBL Cup, and also spent time with the Netherlands U14, U16 and U18 national teams. ... Ranked 26th in the world, the Netherlands finished sixth in the 2018 U18 European Championships in Oberwart, Austria.

■ After being named to the South Florida Sun Sentinel Preseason Next Five prior to her senior campaign, Rodriguez (Las Piedras, Puerto Rico) averaged 8.8 points, 9.5 rebounds and 1.5 blocked shots per game as a senior at St. Thomas Aquinas (STA) High School in Ft. Lauderdale ... As a senior, she helped the Raiders to a 20-8 record – and a No. 12 ranking among all FHSAA 6A schools – while helping to guide STA to the regional semifinals before losing to eventual 6A state champion Blanche Ely.

2020-21 USF HONORS

Beatriz Jordao

■ AAC Weekly Honor Roll (Nov. 30)

Bethy Mununga

■ Preseason Katrina McClain Award Watch List

Elisa Pinzan

■ Preseason All-AAC Second Team

Elena Tsineke

■ Preseason All-AAC Second Team

NCAA SELECTS TAMPA BAY TO HOST FOUR SIGNATURE DIVISION I EVENTS; WOMEN'S FINAL FOUR MAKES FOURTH STOP IN TAMPA

■ On Wednesday, Oct. 14, 2020, the National Collegiate Athletic Association (NCAA) announced that Tampa Bay has been selected as the host site of four major NCAA Championships, which includes the 2023 Division I Men's Frozen Four, 2023 Division I Women's Volleyball Championship, 2025 NCAA Division I Women's Final Four and 2026 NCAA Division I Men's Basketball First and Second Rounds.

In 2023, Tampa Bay will have the unique opportunity to host the Men's Frozen Four and Women's Volleyball Championship in the same calendar year, both at Amalie Arena. This marks Tampa Bay's third time hosting the Men's Frozen Four (2012, 2016) and second time hosting the Women's Volleyball Championship (2009).

In 2025, Tampa Bay will welcome the Women's Final Four back for a record fourth time. Tampa Bay has welcomed more fans in Women's Final Four history than any other city, with a combined 123,039 fans attending in 2008, 2015 and 2019. In 2019, sellout crowds in Amalie Arena totaled 40,189 fans as the Baylor Lady Bears claimed the national championship.

2023 NCAA Division I Men's Frozen Four (University of Wisconsin)

2023 NCAA Division I Women's Volleyball Championship (USF)

2025 NCAA Division I Women's Final Four (USF)

2026 NCAA Division I Men's Basketball First and Second Rounds (USF)



WHERE USF RANKS AS A TEAM IN THE NCAA (THROUGH DECEMBER 3)

NCAA STATISTICS

South Fla. - 2020-21 Women's Basketball Ranking Summary thru games 12/02/2020

Statistic	National Rank		Conference Rank		Value National Leader		Value Conference Leader	
Assist Turnover Ratio (255 ranked)		16		1	1.65 Indiana		3.50 South Fla.	1.65
Assists (255 ranked)		23		1	43 Drake		66 South Fla.	43
Assists Per Game (255 ranked)		13		1	21.5 Indiana		28.0 South Fla.	21.5
Blocked Shots (220 ranked)		47		1	9 St. John's (NY)		23 South Fla.	9
Blocked Shots Per Game (243 ranked)		56		2	4.5 Howard		12.0 Cincinnati	6.0
Defensive Rebounds per Game (29 ranked)					Delaware		46.0	
Fewest Fouls (255 ranked)		121		7	35 Indiana UCF		8 UCF	8
Fewest Turnovers (255 ranked)		97		4	26 Alabama A&M		5 Cincinnati	18
Field-Goal Percentage (253 ranked)		129		5	40.0 Colorado St.		61.1 Wichita St.	49.5
Field-Goal Percentage Defense (255 ranked)		44		2	33.6 Ole Miss		18.3 UCF	29.8
Free Throw Attempts (255 ranked)		169		5	28 Arkansas		130 Houston	48
Free Throws Made (253 ranked)		146		5	21 Arkansas		95 Tulane	31
Free-Throw Percentage (255 ranked)		49		1	75.0 North Dakota San Jose St. CSU Bakersfield		100.0 South Fla. 100.0 100.0	75.0
Offensive Rebounds per Game (30 ranked)					Saint Peter's		29.0	
Personal Fouls Per Game (255 ranked)		94		5	17.5 Indiana UCF		8.0 UCF	8.0
Rebound Margin (255 ranked)		86		2	5.5 Delaware		40.0 Tulane	15.5
Rebounds (255 ranked)		83		2	91 Clemson		189 Tulane	96
Rebounds Per Game (255 ranked)		59		2	45.50 Delaware		71.00 Tulane	48.00
Scoring Defense (255 ranked)		54		3	56.5 UCF		34.0 UCF	34.0
Scoring Margin (255 ranked)		57		4	16.5 Stanford		68.0 UCF	26.0
Scoring Offense (255 ranked)		91		4	73.0 Delaware		111.0 Tulane	82.5
Steals (253 ranked)		199		7	8 Auburn		43 East Carolina	29
Steals Per Game (253 ranked)		224		9	4.0 Xavier		22.0 UCF	15.0
Three Pt FG Defense (253 ranked)		9		1	14.3 St. John's (NY)		7.9 South Fla.	14.3
Three-Point Field Goals Attempted (148 ranked)		28		1	59 FGCU		169 South Fla.	59
Three-Point Field Goals Made (252 ranked)		17		1	21 FGCU		44 South Fla.	21
Three-Point Field Goals Per Game (250 ranked)		13		1	10.5 4 teams tied		14.0 South Fla.	10.5
Three-Point Field-Goal Percentage (254 ranked)		60		4	35.6 SIUE		66.7 UCF	57.1
Turnover Margin (255 ranked)		113		6	1.50 Stanford UCLA		18.00 UCF 18.00	11.00
Turnovers Forced (255 ranked)		170		9	14.50 Rutgers UCF		30.00 UCF 30.00	30.00
Turnovers Per Game (254 ranked)		48		1	13.0 Alabama A&M		5.0 South Fla.	13.0
Won-Lost Percentage (177 ranked)		111		5	50.0 93 teams tied		100.0 4 teams tied	100.0

WHERE USF RANKS INDIVIDUALLY IN THE NCAA (THROUGH DECEMBER 3)

Statistic	Player	National Rank	Conference Rank	Value	National Leader	Value	Conference Leader	Value
Assist Turnover Ratio (249 ranked)	Elisa Pinzan Elena Tsineke	26 122	4 8	5.00 2.20	Myah Taylor, Mississippi St.	12.00	Julia Blackshell-Fair, Houston	10.00
Assists (138 ranked)	Elena Tsineke Elisa Pinzan	41 65	1 4	11 10	Kierra Collier, Drake	21	Salma Bates, Tulane DJ McCarty, Wichita St. Elena Tsineke, South Fla.	11 11 11
Assists Per Game (250 ranked)	Elena Tsineke Elisa Pinzan	50 61	3 6	5.5 5.0	Grace Berger, Indiana	10.0	Diamond Battles, UCF	7.0
Blocked Shots (89 ranked)	Beatriz Jordao	48	1	4	Tyler Bennett, Clemson	11	Beatriz Jordao, South Fla.	4
Blocked Shots Per Game (154 ranked)	Beatriz Jordao Kristyna Brabencova Bethy Mununga	46 154 154	1 6 6	2.00 1.00 1.00	Mackenzie Holmes, Indiana	7.00	Beatriz Jordao, South Fla. Brittney Smith, UCF	2.00 2.00
Defensive Rebounds per Game (25 ranked)	Beatriz Jordao Bethy Mununga	23 23	1 1	1 1	N'dea Jones, Texas A&M Elizabeth Kitley, Virginia Tech	15.0	34 players tied	1
Field Goal Attempts (142 ranked)					Kyla McMakin, Longwood	68	Taniyah Thompson, East Carolina	39
Field Goals Made (148 ranked)					Mary Baskerville, Providence	34	Asia Strong, Wichita St.	17
Field-Goal Percentage (249 ranked)					Mackenzie Holmes, Indiana Madison Scott, Ole Miss	100.0 100.0	Alana Davis, Memphis	66.7
Final Points (190 ranked)					Ashley Joens, Iowa St.	94	Krystal Freeman, Tulane	42
Free Throw Attempts (141 ranked)	Sydni Harvey	113	3	12	Chelsea Dungee, Arkansas	41	Sierra DaCosta, East Carolina	16
Free Throws Made (133 ranked)	Sydni Harvey	133	3	8	Chelsea Dungee, Arkansas	32	Sierra DaCosta, East Carolina	13
Free-Throw Percentage (242 ranked)	Shae Leverett	242	7	75.0	87 players tied	100.0	Krystal Freeman, Tulane	100.0
Minutes Played (150 ranked)					Olivia Orlando, Providence	125:56	Arame Niang, Cincinnati	100.0
Minutes Played Per Game (150 ranked)					Jahsyni Knight, Hofstra	72:43	Ilmar'l Thomas, Cincinnati	44.03
Offensive Rebounds per Game (26 ranked)					Astou Gaye, Fla. Atlantic	8.0	Tiara Chambers, East Carolina	6.0
Points Per Game (240 ranked)					Ilmar'l Thomas, Cincinnati	34.0	Ilmar'l Thomas, Cincinnati	34.0
Rebounds (133 ranked)	Bethy Mununga	77	1	21	Elizabeth Kitley, Virginia Tech	39	Bethy Mununga, South Fla.	21
Rebounds Per Game (245 ranked)	Bethy Mununga Beatriz Jordao	63 245	1 7	10.5 7.0	Kaitlyn Downey, Fordham	20.0	Bethy Mununga, South Fla.	10.5
Steals (98 ranked)					Celeste Taylor, Texas	17	Dominique Claytor, East Carolina	6
Steals Per Game (171 ranked)					Nia Clark, Xavier	10.00	Diamond Battles, UCF Courtajia Sanders, UCF	5.00 5.00
Three-Point Field Goals Attempted (117 ranked)	Elena Tsineke	78	3	15	Angel Hastings, Lamar University Aisha Sheppard, Virginia Tech	34 34	Britney Onyeje, Houston	22
Three-Point Field Goals Made (100 ranked)	Sydni Harvey	100	4	5	Kendall Spray, Clemson	16	Britney Onyeje, Houston	9
Three-Point Field Goals Per Game (147 ranked)	Sydni Harvey Kristyna Brabencova	107 147	5 8	2.50 2.00	Hanna Hall, Buffalo	8.00	Britney Onyeje, Houston	4.50
Three-Point Field-Goal Percentage (233 ranked)	Kristyna Brabencova Sydni Harvey	141 163	3 5	44.4 41.7	6 players tied	100.0	Desirae Mathis, SMU	100.0
Triple Doubles (1 ranked)					Grace Berger, Indiana Taiah Thornton, Saint Peter's	1 1		

USF TV/RADIO PHOTO ROSTER

0



**Tereza
VITULOVA**

C | 6-2 | Jr.
Domašo, Czech Rep.


1



**Maria
ALVAREZ**

G | 5-7 | So.
Bal Harbour, Fla.

2



**Mihaela
LAZIC**

PG | 5-6 | R-Fr.
Slavonski Brod, Croatia

3



**Sydni
HARVEY**

G | 5-10 | Jr.
Nashville, Tenn.

4



**Elisa
PINZAN**

PG | 5-8 | Jr.
Murano, Italy

5



**Elena
TSINEKE**

G | 5-8 | So.
Thessaloniki, Greece

11



**Jade
BLAGROVE**

F | 6-2 | Fr.
Barendrecht, Neth.

12



**Cristina
BERMEJO**

W | 6-1 | So.
Sant Just Desvern, Spain

13



**Sara
GUERREIRO**

G | 5-8 | Fr.
Seixal, Portugal

20



**Bethy
MUNUNGA**

F | 6-0 | Sr.
Zellik, Belgium

21



**Shae
LEVERETT**

C | 6-2 | Post Bacc.
Rincon, Ga.

22



**Kristyna
BRABENCOVA**

W | 6-0 | So.
Brno, Czech Rep.


24



**Angelee
RODRIGUEZ**

F/C | 6-2 | Fr.
Oakland Park, Fla.

31



**Beatriz
JORDAO**

C | 6-3 | Jr.
Pombal, Portugal

34



**Silvia
SERRAT**

F | 6-1 | R-Jr.
Banyoles, Spain

USF ALL-TIME IN OVERTIME

■ **Overtime Games: 26-13**
■ **20-8 under Jose Fernandez**

Year	Opponent	W/L	Score
2/21/75	vs. Rollins	W	64-62 (OT)
2/18/78	at Florida State	L	76-84 (OT)
12/3/81	at Youngstown State	W	63-61 (OT)
12/17/83	Florida A&M	W	66-64 (OT)
1/22/84	Alabama State	W	102-96 (3OT)
2/15/84	Florida Southern	L	61-64 (OT)
1/30/93	Virginia Tech	L	83-85 (OT)
2/15/93	at Mercer	L	72-73 (OT)
1/8/94	Charlotte	W	77-69 (OT)
12/4/98	Chattanooga	W	77-76 (OT)
12/16/98	Minnesota	L	64-68 (OT)

12/18/00	Western Kentucky	L	81-84 (OT)
1/28/01	Memphis	L	71-81 (OT)
11/30/02	Bethune-Cookman	W	66-59 (OT)
2/2/04	#18 TCU	W	89-84 (2OT)
2/6/04	at Cincinnati	W	66-64 (OT)
12/1/04	at #8 Connecticut	L	65-75 (OT)
12/7/05	#11 DePaul	W	79-77 (OT)
1/28/06	at #21 Notre Dame	W	68-64 (OT)
12/29/06	at Saint Joseph's	W	80-76 (OT)
1/13/07	Notre Dame	W	87-78 (OT)
11/28/08	vs. Iowa	W	82-79 (OT)
3/8/08	vs Syracuse	W	68-67 (OT)
1/10/09	St. John's	W	81-71 (OT)
3/21/09	FGCU	W	88-81 (OT)
11/13/09	Florida A&M	L	73-68 (OT)

11/28/09	Loyola Marymount	W	77-71 (OT)
12/18/10	UNLV	W	59-54 (OT)
11/12/11	vs. Arkansas	L	65-61 (OT)
11/23/11	vs. Central Michigan	W	86-80 (OT)
1/17/12	DePaul	W	66-63 (OT)
2/27/12	Providence	W	64-56 (OT)
11/13/12	at Clemson	W	75-73 (OT)
1/8/13	Notre Dame	L	75-71 (OT)
3/25/13	vs. California	L	82-79 (OT)
12/21/14	at Penn State	W	90-87 (OT)
1/20/16	at Memphis	L	88-87 (OT)
12/20/17	vs Dayton	W	93-87 (OT)
2/18/18	at UCF	W	77-68 (OT)

USF VS. RANKED OPPONENTS

■ **Overall vs. Ranked Opponents: 16-88**
■ **14-88 under Jose Fernandez**

Date	Opponent	Rank	Score
1/31/94	Southern Miss	24	W, 80-74
2/23/97	Tulane	24	W, 80-71
12/28/02	Connecticut	2	L, 56-72
1/19/03	at DePaul	24	L, 57-63
1/4/04	at Georgia	12	L, 65-92
1/18/04	DePaul	17	L, 74-84
1/31/04	Houston	24	L, 57-62
2/2/04	TCU	18	W, 89-84 (2OT)
11/14/04	at Duke	6	L, 50-82
12/1/04	at Connecticut	8	L, 65-75 (OT)
1/30/05	at DePaul	17	L, 66-74
12/2/05	at North Carolina	7	L, 47-71
12/7/05	DePaul	11	W, 79-77 (OT)
12/10/05	Michigan State	13	L, 66-81
12/30/05	at LSU	3	L, 44-87
1/11/06	Rutgers	10	L, 65-66
1/24/06	at Connecticut	5	L, 47-77
1/28/06	at Notre Dame	21	W, 68-64 (OT)
2/5/06	at St. John's	25	L, 71-78
12/3/06	at Michigan State	20/18	L, 71-79
12/12/06	vs. Vanderbilt	12/12	L, 68-76
1/3/07	LSU	6/6	L, 48-60
1/16/07	Louisville	15/15	W, 74-58
1/20/07	at Pittsburgh	25/RV	L, 48-73
2/20/07	Connecticut	3/3	L, 67-81
2/24/07	at Marquette	19/19	L, 63-75
3/4/07	vs. Connecticut	3/3	L, 54-74
11/15/07	vs. Duke	10/9	L, 52-89
1/5/08	West Virginia	17/16	L, 73-79
1/30/08	at Connecticut	1/1	L, 48-71
2/5/08	DePaul	25/25	W, 78-73
2/16/08	Rutgers	5/4	L, 50-71
2/27/08	at Notre Dame	14/14	L, 49-92

Date	Opponent	Rank	Score
3/9/08	vs. West Virginia	14/18	L, 42-64
11/27/08	vs. California	3/4	L, 55-85
1/06/09	Connecticut	1/1	L, 37-83
1/14/09	Louisville	7/11	L, 60-76
2/17/09	Notre Dame	24/24	L, 79-86
3/08/09	vs. Connecticut	1/1	L, 42-79
1/4/10	at Connecticut	1/1	L, 42-84
1/9/10	Georgetown	RV/25	L, 52-66
1/12/10	at Notre Dame	3/3	L, 64-81
1/16/10	Syracuse	25/25	W, 73-64
2/20/10	West Virginia	9/8	L, 45-54
12/2/10	Connecticut	1/1	L, 54-80
1/11/11	at DePaul	14/21	L, 61-77
1/22/11	at West Virginia	9/9	L, 52-78
2/5/11	Notre Dame	8/8	L, 68-76
2/8/11	at Georgetown	16/16	L, 38-67
2/16/11	St. John's	RV/22	L, 60-80
2/28/11	Georgetown	17/19	W, 60-55
1/7/12	Georgetown	16/16	L, 56-66
1/17/12	DePaul	14/21	W, 66-63 (OT)
1/27/12	at Connecticut	1/1	L, 62-77
2/1/12	West Virginia	9/9	L, 52-55
2/8/12	at St. John's	RV/22	L, 57-67
2/25/12	at Notre Dame	8/8	L, 68-80
3/3/12	vs. DePaul	14/21	L, 62-76
12/16/12	Nebraska	24/24	L, 52-62
1/8/13	Notre Dame	8/8	L, 71-75 (OT)
1/30/13	Louisville	12/12	L, 75-78
2/20/13	at Louisville	11/12	W, 73-62
2/23/13	Syracuse	18/21	W, 68-66
3/2/13	Connecticut	1/1	L, 51-85
3/10/13	vs. Notre Dame	2/2	L, 66-75
3/25/13	vs. California	6/6	L, 78-82 (OT)
11/8/13	Maryland	6/8	L, 70-78
12/14/13	vs. Oklahoma State	14/18	L, 56-75
1/12/14	Louisville	5/5	L, 54-62

Date	Opponent	Rank	Score
1/26/14	at Connecticut	1/1	L, 53-81
2/2/14	at Louisville	5/5	L, 59-79
2/16/14	Connecticut	1/1	L, 38-63
3/9/14	vs. Louisville	3/4	L, 56-60
11/19/14	at Maryland	8/9	L, 67-85
11/29/14	vs. Kentucky	9/10	L, 57-61
1/18/15	at Connecticut	2/2	L, 50-92
3/2/15	Connecticut	1/1	L, 65-88
3/9/15	vs. Connecticut	1/1	L, 70-84
3/23/15	Louisville	8/8	L, 52-60
11/19/15	at Baylor	5/4	L, 63-65
12/30/15	vs. Mississippi State	8/8	L, 58-68
1/10/16	UConn	1/1	L, 59-75
2/15/16	at Louisville	11/12	L, 50-67
2/29/16	at UConn	1/1	L, 59-79
3/7/16	vs. UConn	1/1	L, 51-77
3/19/16	vs. Colorado State	22/22	W, 48-45
3/21/16	at UCLA	10/12	L, 67-72
1/10/17	at UConn	1/1	L, 37-102
1/22/17	Louisville	9/8	L, 52-66
2/19/17	Temple	RV/25	L, 71-77
2/27/17	UConn	1/1	L, 68-96
3/5/17	Temple	25/21	W, 63-58
3/6/17	UConn	1/1	L, 44-100
2/11/18	Ohio State	13/13	W, 84-65
1/13/19	at UConn	3/2	L, 46-63
3/4/19	vs. UConn	2/2	L, 47-57
3/10/19	vs. UConn	2/2	L, 45-81
11/8/19	Texas	15/15	W, 64-57
11/19/19	at Baylor	2/2	L, 46-58
12/19/19	vs. Mississippi State	15/15	L, 61-86
2/16/20	vs. UConn	5/6	L, 47-67
3/2/20	at UConn	5/4	L, 39-80
3/8/20	vs. UConn	5/4	L, 38-79

USF CAREER HIGHS

0 - TEREZA VITULOVA

Points	30 vs San Diego State (1/22/20)*
Rebounds	11 at Air Force (12/4/19)*
Field Goals Made	13 at San Diego State (1/8/20)*
Field Goals Attempted	23 at San Diego State (1/8/20)*
Three-Point Field Goals Made	2, 3X, last at Boise State (2/5/20)*
Three-Point Field Goals Attempted	4, 2X, last vs. San Diego State (1/22/20)*
Free Throws Made	7 vs. San Diego State (1/22/20)*
Free Throws Attempted	8 vs. San Diego State (1/22/20)*
Assists	2, 2X, vs Colorado (11/17/19)*
Steals	2, 3X, at San Diego State (1/8/20)*
Blocks	2, 7X, vs Fresno State (2/27/20)*
Minutes	34, 2X, last at San Diego State (1/8/20)*

1 - MARIA ALVAREZ

Points	20 vs. VCU (11/15/19)
Rebounds	6, 2X, last at UNLV (12/21/19)
Field Goals Made	7 vs. VCU (11/15/19)
Field Goals Attempted	14 vs. Notre Dame (11/30/19)
Three-Point Field Goals Made	6 vs. Alabama State (12/6/19)
Three-Point Field Goals Attempted	13 vs. Notre Dame (11/30/19)
Free Throws Made	4 vs. Baylor (12/1/20)
Free Throws Attempted	4, 3X, last vs. Baylor (12/1/20)
Assists	6, 2X, last vs. Mississippi State (12/21/19)
Steals	2, 4X, last vs. Brown (12/30/19)
Blocks	0
Minutes	37 vs. Idaho (12/15/19)

2 - MIHAELA LAZIC

Points	6 vs. Jacksonville (11/28/20)
Rebounds	2 vs. Jacksonville (11/5/19)
Field Goals Made	3 vs. Jacksonville (11/28/20)
Field Goals Attempted	6 vs. Jacksonville (11/28/20)
Three-Point Field Goals Made	0
Three-Point Field Goals Attempted	3 vs. Jacksonville (11/28/20)
Free Throws Made	0
Free Throws Attempted	0
Assists	5 vs. Jacksonville (11/28/20)
Steals	0
Blocks	0
Minutes	15 vs. Jacksonville (11/28/20)

3 - SYDNI HARVEY

Points	28, vs. Tulane (3/7/20)
Rebounds	7 vs. Memphis (1/23/19)
Field Goals Made	9 vs. Tulane (1/19/19)
Field Goals Attempted	18 at SMU (1/26/19)
Three-Point Field Goals Made	7 vs. Temple (2/9/20)
Three-Point Field Goals Attempted	8, 3X, last vs. Tulane (3/7/20)
Free Throws Made	10 vs. Tulane (3/7/20)
Free Throws Attempted	12 vs. vs. Tulane (3/7/20)
Assists	6 vs. Vermont (12/17/18)
Steals	2, 10X, last vs. Temple (2/9/20)
Blocks	1, 6X, last vs. Jacksonville (11/28/20)
Minutes	40 vs. Creighton (12/20/18)

4 - ELISA PINZAN

Points	23, 2X, last vs. UCF (1/19/20)
Rebounds	7, 3X, last vs. UConn (2/16/20)
Field Goals Made	8 vs. UCF (1/19/20)
Field Goals Attempted	20 vs. UConn (2/16/20)
Three-Point Field Goals Made	7 vs. UCF (1/19/20)
Three-Point Field Goals Attempted	12 vs. UCF (1/19/20)
Free Throws Made	8 vs. Houston (3/9/19)
Free Throws Attempted	8, 6X, last vs. Texas (11/8/19)
Assists	9, vs. SMU (2/29/20)
Steals	5, 2X, last at Wichita State (1/22/20)
Blocks	1, 2X, last at Cincinnati (2/2/20)
Minutes	40, 10X, last at Memphis (2/22/20)

5 - ELENA TSINEKE

Points	25 vs. Temple (2/9/20)
Rebounds	6 vs. Baylor (12/1/20)
Field Goals Made	9 vs. Houston (1/29/20)
Field Goals Attempted	19 vs. Houston (1/29/20)
Three-Point Field Goals Made	4, 2X, last at Temple (1/16/20)
Three-Point Field Goals Attempted	12 vs. Notre Dame (11/30/19)
Free Throws Made	7 vs. Florida Gulf Coast (11/29/19)
Free Throws Attempted	8 vs. Florida Gulf Coast (11/29/19)
Assists	7 vs. Jacksonville (11/28/20)
Steals	4 vs. Tulane (1/25/20)
Blocks	1, 8X, last vs. Tulane (3/7/20)
Minutes	38 vs. Tulane (3/7/20)

11 - JADE BLAGROVE

Points	0
Rebounds	0
Field Goals Made	0
Field Goals Attempted	0
Three-Point Field Goals Made	0
Three-Point Field Goals Attempted	0
Free Throws Made	0
Free Throws Attempted	0
Assists	0
Steals	1 vs. Jacksonville (11/28/20)
Blocks	0
Minutes	2 vs. Jacksonville (11/28/20)

12 - CRISTINA BERMEJO

Points	10 vs. Idaho (12/15/19)
Rebounds	5, 3X, last at Tulane (2/13/20)
Field Goals Made	4, 2X, last vs. SMU (2/29/20)
Field Goals Attempted	9 vs. Idaho (12/15/19)
Three-Point Field Goals Made	2 vs. Idaho (12/15/19)
Three-Point Field Goals Attempted	5 vs. Idaho (12/15/19)
Free Throws Made	3 vs. Temple (2/9/20)
Free Throws Attempted	3 vs. Temple (2/9/20)
Assists	5 at Memphis (2/22/20)
Steals	2, 3X, last at Memphis (2/22/20)
Blocks	2, 2X, last vs. Alabama State (12/6/19)
Minutes	24 at Memphis (2/22/20)

USF CAREER HIGHS

13 - SARAH GUERREIRO

Points	6 vs. Jacksonville (11/28/20)
Rebounds	3 vs. Jacksonville (11/28/20)
Field Goals Made	3 vs. Jacksonville (11/28/20)
Field Goals Attempted	5 vs. Jacksonville (11/28/20)
Three-Point Field Goals Made	0
Three-Point Field Goals Attempted	0
Free Throws Made	0
Free Throws Attempted	0
Assists	1 vs. Jacksonville (11/28/20)
Steals	0
Blocks	0
Minutes	12 vs. Jacksonville (11/28/20)

20 - BETHY MUNUNGA

Points	16, 3X, last vs. Cincinnati (1/5/20)
Rebounds	17 at Tulane (2/13/20)
Field Goals Made	7 vs. Cincinnati (1/5/20)
Field Goals Attempted	14 vs. Brown (12/30/19)
Three-Point Field Goals Made	3 vs. Baylor (12/1/20)
Three-Point Field Goals Attempted	3 vs. Baylor (12/1/20)
Free Throws Made	6 vs. Brown (12/30/19)
Free Throws Attempted	7 vs. Baylor (11/30/19)
Assists	4 vs. Baylor (12/1/20)
Steals	4 at Memphis (2/22/20)
Blocks	4 at Wichita State (1/22/20)
Minutes	39 at Baylor (11/19/19)

21 - SHAE LEVERETT

Points	20 vs. Wichita State (2/23/19)
Rebounds	18 vs. Wichita State (2/23/19)
Field Goals Made	6, 3X, last vs. James Madison (2/23/19)
Field Goals Attempted	10 vs. Wichita State (2/23/19)
Three-Point Field Goals Made	0
Three-Point Field Goals Attempted	1 at Houston (2/27/19)
Free Throws Made	10 vs. Wichita State (2/23/19)
Free Throws Attempted	12 at SMU (1/26/19)
Assists	3 at ECU (2/20/19)
Steals	3 vs. UConn (3/4/19)
Blocks	7 vs. Memphis (1/23/19)
Minutes	40, 2X, last at SMU (1/26/19)

22 - KRISTYNA BRABENCOVA

Points	18 vs. Jacksonville (11/28/20)
Rebounds	11 vs. Idaho (12/15/19)
Field Goals Made	7, 2X, last vs. Jacksonville (11/28/20)
Field Goals Attempted	16, 3X, last vs. Jacksonville (11/28/20)
Three-Point Field Goals Made	4, 2X, last vs. Jacksonville (11/28/20)
Three-Point Field Goals Attempted	9 vs. Alabama State (12/6/19)
Free Throws Made	5 vs. Howard (11/12/19)
Free Throws Attempted	6 vs. Howard (11/12/19)
Assists	7 vs. Cincinnati (1/5/20)
Steals	3, 2X, last at Tulsa (1/12/19)
Blocks	3, 2X, last vs. Brown (12/30/19)
Minutes	37, 2X, last vs. UCF (1/19/20)

24 - ANGELEE RODRIGUEZ

Points	0
Rebounds	1 vs. Jacksonville (11/28/20)
Field Goals Made	0
Field Goals Attempted	0
Three-Point Field Goals Made	0
Three-Point Field Goals Attempted	0
Free Throws Made	0
Free Throws Attempted	0
Assists	0
Steals	0
Blocks	0
Minutes	2 vs. Jacksonville (11/28/20)

31 - BEATRIZ JORDAO

Points	18 vs. North Carolina (11/23/18)
Rebounds	14 vs. Jacksonville (11/28/20)
Field Goals Made	8, 3X, last vs. New Hampshire (11/30/18)
Field Goals Attempted	11 vs. New Hampshire (11/30/18)
Three-Point Field Goals Made	0
Three-Point Field Goals Attempted	0
Free Throws Made	4 vs. Kentucky (11/22/18)
Free Throws Attempted	8 vs. Kentucky (11/22/18)
Assists	2, 5X, last vs. UCF (1/19/20)
Steals	1, 9X, last at UConn (3/2/20)
Blocks	4, 4X, last vs. Jacksonville (11/28/20)
Minutes	29 vs. North Carolina (11/23/18)

34 - SILVIA SERRAT

Points	0
Rebounds	0
Field Goals Made	0
Field Goals Attempted	0
Three-Point Field Goals Made	0
Three-Point Field Goals Attempted	0
Free Throws Made	0
Free Throws Attempted	0
Assists	0
Steals	0
Blocks	0
Minutes	0

NOV. 28, 2020 | JACKSONVILLE | TAMPA, FLA.



Official Basketball Box Score - Final
Jacksonville at South Fla.
11/28/20 Yuengling Center, Tampa
2020-21 Women's Basketball

Game Time: 4:00 PM
Game Duration: 1:48

Officials: Jules Gallen, Rod Creech, Kiara Negron

Jacksonville - 46

Record: 0-2

NO. Name	Min	FG M-A	3P M-A	FT M-A	Rebounds OR DR TOT	Fouls PF FD	TP	AS	TO	ST	Blocks BS BA	+/-
5 Shekinah Rachel	19:18	3-4	2-3	1-3	0 3 3	3 1 9	0	0	0	0	0	-25
12 Tamia Stallings	22:54	1-3	0-0	0-0	2 1 3	3 0 2	0	4	0	0	1	-25
21 Jada Perry	40:00	4-14	0-3	2-5	2 3 5	1 3 10	1	1	1	0	2	-38
4 Alexis Pierce	38:56	2-12	0-1	4-8	0 0 0	1 4 8	1	1	1	0	3	-37
11 Ashley Malone	24:06	2-7	1-3	2-2	0 2 2	3 3 7	0	3	0	0	2	-23
1 DeShari Graham	33:12	3-10	0-0	1-3	0 6 6	4 2 7	2	4	1	0	0	-24
23 Khalela Hayes	21:34	1-4	0-0	1-2	1 4 5	1 1 3	1	0	1	0	0	-18
Team					3 3 6	0 0 0						
Totals	16:54	3-10	11-23	8 22 30	16 14 46	5 13 4	0	8 38				

Technical Fouls:NONE

Shooting By Period	1st	2nd	3rd	4th	FT
FG%	5-11 45.5%	3-11 27.3%	2-10 20.0%	1-2 50.0%	2-4 50.0%
3PT%	2-3 66.7%	0-3 0.0%	0-3 0.0%	0-0 0.0%	0-0 0.0%
FT%	0-3 0.0%	2-4 50.0%	2-10 20.0%	1-2 50.0%	2-4 50.0%
GM FG%	16-54 29.6%	3PT%	3-10 30.0%	FT%	11-23 47.8%

Dead Ball Rebounds: 6 0

South Fla. - 84

Record: 1-0

NO. Name	Min	FG M-A	3P M-A	FT M-A	Rebounds OR DR TOT	Fouls PF FD	TP	AS	TO	ST	Blocks BS BA	+/-
20 Bethy Mununga	24:57	2-4	0-0	1-2	5 6 11	4 4 5	2	1	0	2	0	13
21 Shae Leverett	12:03	1-3	0-0	5-6	5 4 9	4 3 7	1	0	0	0	0	11
3 Sydni Harvey	21:56	4-9	3-6	3-4	0 1 1	1 4 14	3	0	0	1	0	18
4 Elisa Pinzan	23:21	4-9	3-6	0-0	1 2 3	1 0 11	4	0	2	0	0	20
5 Elena Tsineke	21:40	2-10	1-7	0-0	0 0 0	1 1 5	7	1	0	0	0	20
22 Kristyna Brabencova	23:17	7-16	4-8	0-0	1 2 3	1 1 18	3	0	1	1	0	29
31 Beatriz Jordao	26:02	6-7	0-0	0-0	2 12 14	0 1 12	1	0	0	4	0	27
2 Mihaela Lazic	14:31	3-6	0-3	0-0	0 1 1	0 0 6	5	1	0	0	0	20
12 Cristina Bermejo	16:14	0-3	0-2	0-0	0 3 3	2 2 0	2	2	0	0	0	22
11 Sara Guerreiro	12:09	3-5	0-0	0-0	2 1 3	0 0 6	1	1	0	0	0	10
13 Jade Blagrove	01:55	0-0	0-0	0-0	0 0 0	0 0 0	0	0	1	1	0	0
24 Angelee Rodriguez	01:55	0-0	0-0	0-0	0 1 1	0 0 0	0	0	0	0	0	0
Team					2 3 5	0 0 0						
Totals	32:72	11-32	9-12	18 36 54	14 16 84	29 8 4	8 0 38					

Technical Fouls:NONE

Dead Ball Rebounds: 3 0

	JAC	USF
Biggest lead	0 (1 st 10:00)	40 (4 th 2:26)
Best Scoring Run	5 (2 nd 8:27)	16 (4 th 2:26)
Lead Changes	0	
Times Tied	2	
Time with Lead	00:00	37:18

Points from	JAC	USF
Turnovers	7	16
Paint	26	28
Second Chance	6	15
Fast Breaks	4	22
Bench	10	42

Period by Period Scoring	1st	2nd	3rd	4th	TOT
JAC	12	13	15	6	46
USF	28	21	15	20	84

DEC. 1, 2020 | NO. 4/4 BAYLOR | TAMPA, FLA.



Official Basketball Box Score - Final
Baylor at South Fla.
12/01/20 Yuengling Center, Tampa
2020-21 Women's Basketball

Game Time: 7:00 PM
Game Duration: 2:04

Officials: Joseph Vaszily, Maj Forsberg, Pualani Spurlock-Weiss

Baylor - 67

Record: 2-0

NO. Name	Min	FG M-A	3P M-A	FT M-A	Rebounds OR DR TOT	Fouls PF FD	TP	AS	TO	ST	Blocks BS BA	+/-
1 NaLyssa Smith	34:59	1-10	0-2	4-4	6 4 10	2 5 6	3	4	2	1	0	0
25 Queen Egbo	31:45	10-19	0-0	5-6	6 5 11	2 5 25	3	4	1	3	0	6
3 Trinity Oliver	32:17	6-11	0-0	2-4	3 2 5	2 4 14	1	2	2	0	0	7
11 Jordyn Oliver	10:22	1-1	0-0	0-0	0 1 1	0 1 2	1	0	1	0	0	0
12 Moon Ursin	24:12	1-4	0-2	1-2	2 3 5	1 1 3	1	2	2	1	0	2
2 Didi Richards	30:05	1-4	0-0	2-3	0 3 3	4 3 4	7	2	2	1	0	6
51 Caitlin Bickle	08:45	0-3	0-2	1-2	0 0 0	1 0 1	1	1	1	2	0	1
24 Sarah Andrews	10:58	1-6	0-3	0-0	1 1 2	2 0 2	0	0	0	0	0	-4
20 Hannah Gusters	05:49	2-2	0-0	2-2	1 1 2	1 1 6	0	0	0	0	0	-3
21 Dijonai Carrington	10:48	2-8	0-2	0-0	2 2 4	2 0 4	3	1	1	1	0	9
Team					3 4 7	0 0 0						
Totals	25:68	0-11	17-23	24 26 50	17 20 67	20 16 13	7 1 5					

Technical Fouls:Richards 2nd6:15

Shooting By Period	1st	2nd	3rd	4th	FT
FG%	7-21 33.3%	3-11 27.3%	2-10 20.0%	1-2 50.0%	2-4 50.0%
3PT%	0-5 0.0%	5-6 83.3%	4-17 23.5%	0-4 0.0%	2-3 66.7%
FT%	0-0 0.0%	2-3 66.7%	9-17 52.9%	0-0 0.0%	1-1 100%
GM FG%	25-68 36.8%	3PT%	0-11 0.0%	FT%	17-23 73.9%

Dead Ball Rebounds: 2 0

South Fla. - 62

Record: 1-1

NO. Name	Min	FG M-A	3P M-A	FT M-A	Rebounds OR DR TOT	Fouls PF FD	TP	AS	TO	ST	Blocks BS BA	+/-
20 Bethy Mununga	33:06	5-5	3-3	0-0	2 8 10	5 1 13	0	1	0	0	0	-6
21 Shae Leverett	32:44	1-3	0-0	1-2	1 2 3	3 3 3	0	0	1	0	1	-2
3 Sydni Harvey	20:48	2-10	2-6	5-8	1 0 1	4 3 11	1	2	0	0	1	-2
4 Elisa Pinzan	37:16	1-10	0-3	0-0	0 4 4	1 1 2	6	2	1	0	1	-4
5 Elena Tsineke	22:21	4-14	1-8	0-0	3 3 6	2 1 9	4	4	0	0	3	0
22 Kristyna Brabencova	13:05	0-3	0-1	2-2	0 0 0	2 2 2	1	5	0	1	0	-6
1 Maria Alvarez	22:07	5-9	4-6	4-4	0 2 2	1 3 18	2	2	1	0	0	-2
31 Beatriz Jordao	07:16	1-3	0-0	0-0	0 0 0	1 0 2	0	0	0	1	0	-3
12 Cristina Bermejo	06:54	1-1	0-0	0-0	2 0 2	2 1 2	0	0	0	0	0	1
2 Mihaela Lazic	02:44	0-0	0-0	0-0	0 0 0	0 1 0	0	0	0	0	0	-1
13 Sara Guerreiro	01:39	0-0	0-0	0-0	0 0 0	0 0 0	0	0	0	0	0	0
Team					5 4 9	0 0 0						
Totals	20:58	10-27	12-16	14 23 37	21 16 62	14 18 4	1 7 15					

Technical Fouls:Harvey 2nd5:50

Dead Ball Rebounds: 2 0

	BAY	USF
Biggest lead	10 (3 rd 4:12)	6 (1 st 6:23)
Best Scoring Run	11 (3 rd 7:19)	5 (1 st 7:03)
Lead Changes	5	
Times Tied	7	
Time with Lead	23:18	11:51

Points from	BAY	USF
Turnovers	19	12
Paint	44	12
Second Chance	21	8
Fast Breaks	10	5
Bench	17	24

Period by Period Scoring	1st	2nd	3rd	4th	TOT
BAY	19	10	19	19	67
USF	17	11	17	17	62

DEC. 5, 2020 | NO. 6/7 MISSISSIPPI STATE | TAMPA, FLA.

DEC. 13, 2020 | STETSON | TAMPA, FLA.



2020-21 South Fla. Women's Basketball Combined Team Statistics All games

Page 1/1
as of Dec 02, 2020

Game Records

Record	Overall	Home	Away	Neutral
ALL GAMES	1-1	1-1	0-0	0-0
CONFERENCE	0-0	0-0	0-0	0-0
NON-CONFERENCE	1-1	1-1	0-0	0-0

Score by Periods

Team	1st	2nd	3rd	4th	OT	TOT
South Fla.	45	32	32	37	0	146
Opponents	31	23	34	25	0	113

Team Box Score

No.	Player				Total		3-Point		F-Throw		Rebounds											
		GP-GS	MIN	AVG	FG-FGA	FG%	3FG-FGA	3FG%	FT-FTA	FT%	OFF	DEF	TOT	AVG	PF	DQ	A	TO	BLK	STL	PTS	AVG
1	ALVAREZ, Maria	1-0	22:07	22.1	5-9	.556	4-6	.667	4-4	1.000	0	2	2	2.0	1	0	2	2	0	1	18	18.0
3	HARVEY, Sydni	2-2	42:44	21.4	6-19	.316	5-12	.417	8-12	.667	1	1	2	1.0	5	0	4	2	1	0	25	12.5
22	BRABENCOVA, Kristyna	2-0	36:22	18.2	7-19	.368	4-9	.444	2-2	1.000	1	2	3	1.5	3	0	4	5	2	1	20	10.0
20	MUNUNGA, Bethy	2-2	58:03	29.0	7-9	.778	3-3	1.000	1-2	.500	7	14	21	10.5	9	1	2	2	2	0	18	9.0
31	JORDAO, Beatriz	2-0	33:18	16.7	7-10	.700	0-0	.000	0-0	.000	2	12	14	7.0	1	0	1	0	4	1	14	7.0
5	TSINEKE, Elena	2-2	44:01	22.0	6-24	.250	2-15	.133	0-0	.000	3	3	6	3.0	3	0	11	5	0	0	14	7.0
4	PINZAN, Elisa	2-2	60:37	30.3	5-19	.263	3-9	.333	0-0	.000	1	6	7	3.5	2	0	10	2	0	3	13	6.5
21	LEVERETT, Shae	2-2	44:47	22.4	2-6	.333	0-0	.000	6-8	.750	6	6	12	6.0	7	0	1	0	0	1	10	5.0
13	GUERREIRO, Sara	2-0	13:48	6.9	3-5	.600	0-0	.000	0-0	.000	2	1	3	1.5	0	0	1	1	0	0	6	3.0
2	LAZIC, Mihaela	2-0	17:15	8.6	3-6	.500	0-3	.000	0-0	.000	0	1	1	0.5	0	0	5	1	0	0	6	3.0
12	BERMEJO, Cristina	2-0	23:08	11.6	1-4	.250	0-2	.000	0-0	.000	2	3	5	2.5	4	0	2	2	0	0	2	1.0
11	BLAGROVE, Jade	1-0	01:55	1.9	0-0	.000	0-0	.000	0-0	.000	0	0	0	0.0	0	0	0	1	0	1	0	0.0
24	RODRIGUEZ, Angelee	1-0	01:55	1.9	0-0	.000	0-0	.000	0-0	.000	0	1	1	1.0	0	0	0	0	0	0	0	0.0
Team											7	7	14					3				
Total		2	400		52-130	.400	21-59	.356	21-28	.750	32	59	91	45.5	35	1	43	26	9	8	146	73.0
Opponents		2	400		41-122	.336	3-21	.143	28-46	.609	32	48	80	40.0	33	0	25	29	7	17	113	56.5

Team Statistics

	USF	OPP
Scoring	146	113
Points per game	73.0	56.5
Scoring margin	+16.5	-
Field goals-att	52-130	41-122
Field goal pct	.400	.336
3 point fg-att	21-59	3-21
3-point FG pct	.356	.143
3-pt FG made per game	10.5	1.5
Free throws-att	21-28	28-46
Free throw pct	.750	.609
F-Throws made per game	10.5	14.0
Rebounds	91	80
Rebounds per game	45.5	40.0
Rebounding margin	+5.5	-
Assists	43	25
Assists per game	21.5	12.5
Turnovers	26	29
Turnovers per game	13.0	14.5
Turnover margin	+1.5	-
Assist/turnover ratio	1.7	0.9
Steals	8	17
Steals per game	4.0	8.5
Blocks	9	7
Blocks per game	4.5	3.5
Winning streak	0	-
Home win streak	0	-
Attendance	0	0
Home games-Avg/Game	2-0	0-0
Neutral site-Avg/Game	-	0-0

Team Results

Date	Opponent		Score	Att.
11/28/2020	Jacksonville	W	84-46	0
12/01/2020	Baylor	L	62-67	0



2020-21 South Fla. Women's Basketball
Season/Career Statistics
All games

Page 1/1
as of Dec 02, 2020

Summary

Player	Season Statistics										Career Statistics									
	GP-GS	MIN/G	FG%	3FG%	FT%	R/G	A/G	STL	BLK	PTS/G	GP-GS	MIN/G	FG%	3FG%	FT%	R/G	A/G	STL	BLK	PTS/G
ALVAREZ, Maria	1-0	22.1	.556	.667	1.000	2.0	2.0	1	0	18.0	16-8	27.0	.350	.333	.583	2.9	3.2	16	0	9.4
BERMEJO, Cristina	2-0	11.6	.250	.000	.000	2.5	1.0	0	0	1.0	26-1	10.2	.321	.250	.625	2.0	0.8	14	5	2.0
BLAGROVE, Jade	1-0	1.9	.000	.000	.000	0.0	0.0	1	0	0.0	1-0	1.9	.000	.000	.000	0.0	0.0	1	0	0.0
BRABENCOVA, Kristyna	2-0	18.2	.368	.444	1.000	1.5	2.0	1	2	10.0	27-14	23.6	.311	.276	.656	3.3	1.7	17	21	7.3
GUERREIRO, Sara	2-0	6.9	.600	.000	.000	1.5	0.5	0	0	3.0	2-0	6.9	.600	.000	.000	1.5	0.5	0	0	3.0
HARVEY, Sydni	2-2	21.4	.316	.417	.667	1.0	2.0	0	1	12.5	56-42	28.4	.334	.371	.831	2.1	2.1	41	7	11.8
JORDAO, Beatriz	2-0	16.7	.700	.000	.000	7.0	0.5	1	4	7.0	44-22	14.0	.513	.000	.660	3.9	0.4	13	44	5.4
LAZIC, Mihaela	2-0	8.6	.500	.000	.000	0.5	2.5	0	0	3.0	3-0	8.6	.429	.000	.000	1.0	1.7	0	0	2.0
LEVERETT, Shae	2-2	22.4	.333	.000	.750	6.0	0.5	1	0	5.0	95-38	20.9	.599	.000	.590	5.6	0.4	45	81	5.2
MUNUNGA, Bethy	2-2	29.0	.778	1.000	.500	10.5	1.0	0	2	9.0	31-29	26.3	.511	.500	.704	10.1	1.2	34	29	9.2
PINZAN, Elisa	2-2	30.3	.263	.333	.000	3.5	5.0	3	0	6.5	60-41	28.3	.315	.314	.815	2.4	3.9	57	1	6.6
RODRIGUEZ, Angelee	1-0	1.9	.000	.000	.000	1.0	0.0	0	0	0.0	1-0	1.9	.000	.000	.000	1.0	0.0	0	0	0.0
TSINEKE, Elena	2-2	22.0	.250	.133	.000	3.0	5.5	0	0	7.0	29-24	27.3	.366	.301	.882	2.0	1.9	18	8	12.0

Scoring

Player	Season Statistics								Career Statistics							
	FG-FGA	FG%	3FG-3FGA	3FG%	FT-FTA	FT%	PTS	PTS/G	FG-FGA	FG%	3FG-3FGA	3FG%	FT-FTA	FT%	PTS	PTS/G
ALVAREZ, Maria	5-9	.556	4-6	.667	4-4	1.000	18	18.0	49-140	.350	38-114	.333	14-24	.583	150	9.4
BERMEJO, Cristina	1-4	.250	0-2	.000	0-0	.000	2	1.0	18-56	.321	6-24	.250	10-16	.625	52	2.0
BLAGROVE, Jade	0-0	.000	0-0	.000	0-0	.000	0	0.0	0-0	.000	0-0	.000	0-0	.000	0	0.0
BRABENCOVA, Kristyna	7-19	.368	4-9	.444	2-2	1.000	20	10.0	73-235	.311	29-105	.276	21-32	.656	196	7.3
GUERREIRO, Sara	3-5	.600	0-0	.000	0-0	.000	6	3.0	3-5	.600	0-0	.000	0-0	.000	6	3.0
HARVEY, Sydni	6-19	.316	5-12	.417	8-12	.667	25	12.5	199-595	.334	89-240	.371	172-207	.831	659	11.8
JORDAO, Beatriz	7-10	.700	0-0	.000	0-0	.000	14	7.0	102-199	.513	0-1	.000	33-50	.660	237	5.4
LAZIC, Mihaela	3-6	.500	0-3	.000	0-0	.000	6	3.0	3-7	.429	0-4	.000	0-0	.000	6	2.0
LEVERETT, Shae	2-6	.333	0-0	.000	6-8	.750	10	5.0	178-297	.599	0-1	.000	134-227	.590	490	5.2
MUNUNGA, Bethy	7-9	.778	3-3	1.000	1-2	.500	18	9.0	116-227	.511	4-8	.500	50-71	.704	286	9.2
PINZAN, Elisa	5-19	.263	3-9	.333	0-0	.000	13	6.5	128-406	.315	74-236	.314	66-81	.815	396	6.6
RODRIGUEZ, Angelee	0-0	.000	0-0	.000	0-0	.000	0	0.0	0-0	.000	0-0	.000	0-0	.000	0	0.0
TSINEKE, Elena	6-24	.250	2-15	.133	0-0	.000	14	7.0	121-331	.366	46-153	.301	60-68	.882	348	12.0

Totals

Player	Season Statistics									Career Statistics								
	O-REB	D-REB	TOTAL	PF	FO	A	TO	A/TO		O-REB	D-REB	TOTAL	PF	FO	A	TO	A/TO	
ALVAREZ, Maria	0	2	2	1	0	2	2	1.0		7	39	46	27	1	51	27	1.9	
BERMEJO, Cristina	2	3	5	4	0	2	2	1.0		15	36	51	33	0	20	31	0.6	
BLAGROVE, Jade	0	0	0	0	0	0	1	0.0		0	0	0	0	0	0	1	0.0	
BRABENCOVA, Kristyna	1	2	3	3	0	4	5	0.8		32	57	89	67	1	47	54	0.9	
GUERREIRO, Sara	2	1	3	0	0	1	1	1.0		2	1	3	0	0	1	1	1.0	
HARVEY, Sydni	1	1	2	5	0	4	2	2.0		42	77	119	117	5	116	139	0.8	
JORDAO, Beatriz	2	12	14	1	0	1	0	0.0		54	116	170	67	0	19	48	0.4	
LAZIC, Mihaela	0	1	1	0	0	5	1	5.0		0	3	3	1	0	5	1	5.0	
LEVERETT, Shae	6	6	12	7	0	1	0	0.0		248	285	533	210	8	37	97	0.4	
MUNUNGA, Bethy	7	14	21	9	1	2	2	1.0		117	196	313	90	1	37	77	0.5	
PINZAN, Elisa	1	6	7	2	0	10	2	5.0		11	134	145	64	1	234	159	1.5	
RODRIGUEZ, Angelee	0	1	1	0	0	0	0	0.0		0	1	1	0	0	0	0	0.0	
TSINEKE, Elena	3	3	6	3	0	11	5	2.2		20	39	59	66	2	55	82	0.7	



2020-21 South Fla. Women's Basketball
Season Schedule/Results & Leaders
All games

Page 1/1
as of Dec 02, 2020

Game Records

Record	Overall	Home	Away	Neutral
ALL GAMES	1-1	1-1	0-0	0-0
CONFERENCE	0-0	0-0	0-0	0-0
NON-CONFERENCE	1-1	1-1	0-0	0-0

Team Results

Date	Opponent		Score	Att.	High Points	High Rebounds
11/28/2020	Jacksonville	W	84-46	0	(18) BRABENCOVA, Kristyna	(14) JORDAO, Beatriz
12/01/2020	Baylor	L	62-67	0	(18) ALVAREZ, Maria	(10) MUNUNGA, Bethy

Attendance Summary

	Games	Attend	Avg/Game
Home	2	0	0
Away	0	0	0
Neutral	0	0	0
Total	2	0	0



2020-21 South Fla. Women's Basketball
Team Game-by-Game
All games

Page 1/1
as of Dec 02, 2020

			Total		3-Pointers		Free throws		Rebounds											
Opponent	Date	Score		FG-FGA	PCT	3FG-FGA	PCT	FT-FTA	PCT	OFF	DEF	TOT	AVG	PF	A	TO	BLK	STL	PTS	AVG
Jacksonville	11/28/2020	84-46	W	32-72	.444	11-32	.344	9-12	.750	18	36	54	54.0	14	29	8	8	4	84	84.0
Baylor	12/01/2020	62-67	L	20-58	.345	10-27	.370	12-16	.750	14	23	37	45.5	21	14	18	1	4	62	73.0
Total		146		52-130	.400	21-59	.356	21-28	.750	32	59	91	45.5	35	43	26	9	8	146	73.0
Opponents		113		41-122	.336	3-21	.143	28-46	.609	32	48	80	40.0	33	25	29	7	17	113	56.5

South Fla. Averages

Games Played	Points/game	FG Pct	3FG Pct	FT Pct	Rebounds/game	Assists/game	Turnovers/game	Assist/Turnover ratio	Steals/game	Blocks/game
2	73.0	40.0	35.6	75.0	45.5	21.5	13.0	1.7	4.0	4.5



2020-21 South Fla. Women's Basketball
Opponents Game-by-Game
All games

Page 1/1
as of Dec 02, 2020

			Total		3-Pointers		Free throws		Rebounds											
Opponent	Date	Score		FG-FGA	PCT	3FG-FGA	PCT	FT-FTA	PCT	OFF	DEF	TOT	AVG	PF	A	TO	BLK	STL	PTS	AVG
Jacksonville	11/28/2020	84-46	W	16-54	.296	3-10	.300	11-23	.478	8	22	30	30.0	16	5	13	0	4	46	46.0
Baylor	12/01/2020	62-67	L	25-68	.368	0-11	.000	17-23	.739	24	26	50	40.0	17	20	16	7	13	67	56.5
Total		113		41-122	.336	3-21	.143	28-46	.609	32	48	80	40.0	33	25	29	7	17	113	56.5
South Fla.		146		52-130	.400	21-59	.356	21-28	.750	32	59	91	45.5	35	43	26	9	8	146	73.0

Opponents Averages

Games Played	Points/game	FG Pct	3FG Pct	FT Pct	Rebounds/game	Assists/game	Turnovers/game	Assist/Turnover ratio	Steals/game	Blocks/game
2	56.5	33.6	14.3	60.9	40.0	12.5	14.5	0.9	8.5	3.5



2020-21 South Fla. Women's Basketball
Team High/Low Analysis
All games

Page 1/4
as of Dec 02, 2020

South Fla. - Game Highs

POINTS	84		Jacksonville (11/28/2020)
	62		Baylor (12/01/2020)
FIELD GOALS MADE	32		Jacksonville (11/28/2020)
	20		Baylor (12/01/2020)
FIELD GOAL ATTEMPTS	72		Jacksonville (11/28/2020)
	58		Baylor (12/01/2020)
FIELD GOAL PERCENTAGE	.444	(32-72)	Jacksonville (11/28/2020)
	.345	(20-58)	Baylor (12/01/2020)
3 PT FG MADE	11		Jacksonville (11/28/2020)
	10		Baylor (12/01/2020)
3 PT FG ATTEMPTS	32		Jacksonville (11/28/2020)
	27		Baylor (12/01/2020)
3 PT FG PERCENTAGE	.370	(10-27)	Baylor (12/01/2020)
	.344	(11-32)	Jacksonville (11/28/2020)
FREE THROWS MADE	12		Baylor (12/01/2020)
	9		Jacksonville (11/28/2020)
FREE THROW ATTEMPTS	16		Baylor (12/01/2020)
	12		Jacksonville (11/28/2020)
FREE THROW PERCENTAGE	.750	(12-16)	Baylor (12/01/2020)
	.750	(9-12)	Jacksonville (11/28/2020)
REBOUNDS	54		Jacksonville (11/28/2020)
	37		Baylor (12/01/2020)
ASSISTS	29		Jacksonville (11/28/2020)
	14		Baylor (12/01/2020)
STEALS	4		Baylor (12/01/2020)
	4		Jacksonville (11/28/2020)
BLOCKED SHOTS	8		Jacksonville (11/28/2020)
	1		Baylor (12/01/2020)
TURNOVERS	18		Baylor (12/01/2020)
	8		Jacksonville (11/28/2020)
FOULS	21		Baylor (12/01/2020)
	14		Jacksonville (11/28/2020)



2020-21 South Fla. Women's Basketball
Team High/Low Analysis
All games

Page 2/4
as of Dec 02, 2020

Opponent - Game Highs

POINTS	67		Baylor (12/01/2020)
	46		Jacksonville (11/28/2020)
FIELD GOALS MADE	25		Baylor (12/01/2020)
	16		Jacksonville (11/28/2020)
FIELD GOAL ATTEMPTS	68		Baylor (12/01/2020)
	54		Jacksonville (11/28/2020)
FIELD GOAL PERCENTAGE	.368	(25-68)	Baylor (12/01/2020)
	.296	(16-54)	Jacksonville (11/28/2020)
3 PT FG MADE	3		Jacksonville (11/28/2020)
	0		Baylor (12/01/2020)
3 PT FG ATTEMPTS	11		Baylor (12/01/2020)
	10		Jacksonville (11/28/2020)
3 PT FG PERCENTAGE	.300	(3-10)	Jacksonville (11/28/2020)
	.000	(0-11)	Baylor (12/01/2020)
FREE THROWS MADE	17		Baylor (12/01/2020)
	11		Jacksonville (11/28/2020)
FREE THROW ATTEMPTS	23		Baylor (12/01/2020)
	23		Jacksonville (11/28/2020)
FREE THROW PERCENTAGE	.739	(17-23)	Baylor (12/01/2020)
	.478	(11-23)	Jacksonville (11/28/2020)
REBOUNDS	50		Baylor (12/01/2020)
	30		Jacksonville (11/28/2020)
ASSISTS	20		Baylor (12/01/2020)
	5		Jacksonville (11/28/2020)
STEALS	13		Baylor (12/01/2020)
	4		Jacksonville (11/28/2020)
BLOCKED SHOTS	7		Baylor (12/01/2020)
	0		Jacksonville (11/28/2020)
TURNOVERS	16		Baylor (12/01/2020)
	13		Jacksonville (11/28/2020)
FOULS	17		Baylor (12/01/2020)
	16		Jacksonville (11/28/2020)



2020-21 South Fla. Women's Basketball
Team High/Low Analysis
All games

Page 3/4
as of Dec 02, 2020

South Fla. - Game Lows

POINTS	62		Baylor (12/01/2020)
	84		Jacksonville (11/28/2020)
FIELD GOALS MADE	20		Baylor (12/01/2020)
	32		Jacksonville (11/28/2020)
FIELD GOAL ATTEMPTS	58		Baylor (12/01/2020)
	72		Jacksonville (11/28/2020)
FIELD GOAL PERCENTAGE	.345	(20-58)	Baylor (12/01/2020)
	.444	(32-72)	Jacksonville (11/28/2020)
3 PT FG MADE	10		Baylor (12/01/2020)
	11		Jacksonville (11/28/2020)
3 PT FG ATTEMPTS	27		Baylor (12/01/2020)
	32		Jacksonville (11/28/2020)
3 PT FG PERCENTAGE	.344	(11-32)	Jacksonville (11/28/2020)
	.370	(10-27)	Baylor (12/01/2020)
FREE THROWS MADE	9		Jacksonville (11/28/2020)
	12		Baylor (12/01/2020)
FREE THROW ATTEMPTS	12		Jacksonville (11/28/2020)
	16		Baylor (12/01/2020)
FREE THROW PERCENTAGE	.750	(12-16)	Baylor (12/01/2020)
	.750	(9-12)	Jacksonville (11/28/2020)
REBOUNDS	37		Baylor (12/01/2020)
	54		Jacksonville (11/28/2020)
ASSISTS	14		Baylor (12/01/2020)
	29		Jacksonville (11/28/2020)
STEALS	4		Baylor (12/01/2020)
	4		Jacksonville (11/28/2020)
BLOCKED SHOTS	1		Baylor (12/01/2020)
	8		Jacksonville (11/28/2020)
TURNOVERS	8		Jacksonville (11/28/2020)
	18		Baylor (12/01/2020)
FOULS	14		Jacksonville (11/28/2020)
	21		Baylor (12/01/2020)



2020-21 South Fla. Women's Basketball
Team High/Low Analysis
All games

Page 4/4
as of Dec 02, 2020

Opponent - Game Lows

POINTS	46		Jacksonville (11/28/2020)
	67		Baylor (12/01/2020)
FIELD GOALS MADE	16		Jacksonville (11/28/2020)
	25		Baylor (12/01/2020)
FIELD GOAL ATTEMPTS	54		Jacksonville (11/28/2020)
	68		Baylor (12/01/2020)
FIELD GOAL PERCENTAGE	.296	(16-54)	Jacksonville (11/28/2020)
	.368	(25-68)	Baylor (12/01/2020)
3 PT FG MADE	0		Baylor (12/01/2020)
	3		Jacksonville (11/28/2020)
3 PT FG ATTEMPTS	10		Jacksonville (11/28/2020)
	11		Baylor (12/01/2020)
3 PT FG PERCENTAGE	.000	(0-11)	Baylor (12/01/2020)
	.300	(3-10)	Jacksonville (11/28/2020)
FREE THROWS MADE	11		Jacksonville (11/28/2020)
	17		Baylor (12/01/2020)
FREE THROW ATTEMPTS	23		Baylor (12/01/2020)
	23		Jacksonville (11/28/2020)
FREE THROW PERCENTAGE	.478	(11-23)	Jacksonville (11/28/2020)
	.739	(17-23)	Baylor (12/01/2020)
REBOUNDS	30		Jacksonville (11/28/2020)
	50		Baylor (12/01/2020)
ASSISTS	5		Jacksonville (11/28/2020)
	20		Baylor (12/01/2020)
STEALS	4		Jacksonville (11/28/2020)
	13		Baylor (12/01/2020)
BLOCKED SHOTS	0		Jacksonville (11/28/2020)
	7		Baylor (12/01/2020)
TURNOVERS	13		Jacksonville (11/28/2020)
	16		Baylor (12/01/2020)
FOULS	16		Jacksonville (11/28/2020)
	17		Baylor (12/01/2020)



2020-21 South Fla. Women's Basketball
Individual Game-by-Game
All games

Page 1/13
as of Dec 02, 2020

#1 ALVAREZ, Maria

				Total		3-Pointers		Free throws		Rebounds											
Opponent	Date	GS	MIN	FG-FGA	PCT	3FG-3FGA	PCT	FT-FTA	PCT	OFF	DEF	TOT	AVG	PF	A	T/O	BLK	STL	PTS	AVG	
Baylor	12/01/2020		22:07	5-9	.556	4-6	.667	4-4	1.000	0	2	2	2.0	1	2	2	0	1	18	18.0	
Totals		0	22:07	5-9	.556	4-6	.667	4-4	1.000	0	2	2	2.0	1	2	2	0	1	18	18.0	

Player Averages

Games Played	Minutes/ game	Points/ game	FG Pct	3FG Pct	FT Pct	Rebounds/ game	Assists/ game	Turnovers/ game	Assist/Turnover ratio	Steals/ game	Blocks/ game
1	22.1	18.0	55.6	66.7	100.0	2.0	2.0	2.0	1.0	1.0	0.0



2020-21 South Fla. Women's Basketball
Individual Game-by-Game
All games

Page 2/13
as of Dec 02, 2020

#2 LAZIC, Mihaela

Opponent	Date	GS	MIN	Total		3-Pointers		Free throws		Rebounds											
				FG-FGA	PCT	3FG-3FGA	PCT	FT-FTA	PCT	OFF	DEF	TOT	AVG	PF	A	T/O	BLK	STL	PTS	AVG	
Jacksonville	11/28/2020		14:31	3-6	.500	0-3	.000	0-0	.000	0	1	1	1.0	0	5	1	0	0	6	6.0	
Baylor	12/01/2020		02:44	0-0	.000	0-0	.000	0-0	.000	0	0	0	0.5	0	0	0	0	0	0	3.0	
Totals		0	17:15	3-6	.500	0-3	.000	0-0	.000	0	1	1	0.5	0	5	1	0	0	6	3.0	

Player Averages

Games Played	Minutes/game	Points/game	FG Pct	3FG Pct	FT Pct	Rebounds/game	Assists/game	Turnovers/game	Assist/Turnover ratio	Steals/game	Blocks/game
2	8.6	3.0	50.0	0.0	0.0	0.5	2.5	0.5	5.0	0.0	0.0



2020-21 South Fla. Women's Basketball
Individual Game-by-Game
All games

Page 3/13
as of Dec 02, 2020

#3 HARVEY, Sydni

Opponent	Date	GS	MIN	Total		3-Pointers		Free throws		Rebounds											
				FG-FGA	PCT	3FG-3FGA	PCT	FT-FTA	PCT	OFF	DEF	TOT	AVG	PF	A	T/O	BLK	STL	PTS	AVG	
Jacksonville	11/28/2020	*	21:56	4-9	.444	3-6	.500	3-4	.750	0	1	1	1.0	1	3	0	1	0	14	14.0	
Baylor	12/01/2020	*	20:48	2-10	.200	2-6	.333	5-8	.625	1	0	1	1.0	4	1	2	0	0	11	12.5	
Totals		2	42:44	6-19	.316	5-12	.417	8-12	.667	1	1	2	1.0	5	4	2	1	0	25	12.5	

Player Averages

Games Played	Minutes/game	Points/game	FG Pct	3FG Pct	FT Pct	Rebounds/game	Assists/game	Turnovers/game	Assist/Turnover ratio	Steals/game	Blocks/game
2	21.4	12.5	31.6	41.7	66.7	1.0	2.0	1.0	2.0	0.0	0.5



2020-21 South Fla. Women's Basketball
Individual Game-by-Game
All games

Page 4/13
as of Dec 02, 2020

#4 PINZAN, Elisa

Opponent	Date	GS	MIN	Total		3-Pointers		Free throws		Rebounds				PF	A	T/O	BLK	STL	PTS	AVG
				FG-FGA	PCT	3FG-3FGA	PCT	FT-FTA	PCT	OFF	DEF	TOT	AVG							
Jacksonville	11/28/2020	*	23:21	4-9	.444	3-6	.500	0-0	.000	1	2	3	3.0	1	4	0	0	2	11	11.0
Baylor	12/01/2020	*	37:16	1-10	.100	0-3	.000	0-0	.000	0	4	4	3.5	1	6	2	0	1	2	6.5
Totals		2	60:37	5-19	.263	3-9	.333	0-0	.000	1	6	7	3.5	2	10	2	0	3	13	6.5

Player Averages

Games Played	Minutes/game	Points/game	FG Pct	3FG Pct	FT Pct	Rebounds/game	Assists/game	Turnovers/game	Assist/Turnover ratio	Steals/game	Blocks/game
2	30.3	6.5	26.3	33.3	0.0	3.5	5.0	1.0	5.0	1.5	0.0



2020-21 South Fla. Women's Basketball
Individual Game-by-Game
All games

Page 5/13
as of Dec 02, 2020

#5 TSINEKE, Elena

Opponent	Date	GS	MIN	Total		3-Pointers		Free throws		Rebounds											
				FG-FGA	PCT	3FG-3FGA	PCT	FT-FTA	PCT	OFF	DEF	TOT	AVG	PF	A	T/O	BLK	STL	PTS	AVG	
Jacksonville	11/28/2020	*	21:40	2-10	.200	1-7	.143	0-0	.000	0	0	0	0.0	1	7	1	0	0	5	5.0	
Baylor	12/01/2020	*	22:21	4-14	.286	1-8	.125	0-0	.000	3	3	6	3.0	2	4	4	0	0	9	7.0	
Totals		2	44:01	6-24	.250	2-15	.133	0-0	.000	3	3	6	3.0	3	11	5	0	0	14	7.0	

Player Averages

Games Played	Minutes/game	Points/game	FG Pct	3FG Pct	FT Pct	Rebounds/game	Assists/game	Turnovers/game	Assist/Turnover ratio	Steals/game	Blocks/game
2	22.0	7.0	25.0	13.3	0.0	3.0	5.5	2.5	2.2	0.0	0.0



2020-21 South Fla. Women's Basketball
Individual Game-by-Game
All games

Page 6/13
as of Dec 02, 2020

#11 BLAGROVE, Jade

Opponent	Date	GS		MIN		Total		3-Pointers		Free throws		Rebounds							
						FG-FGA	PCT	3FG-3FGA	PCT	FT-FTA	PCT	OFF	DEF	TOT	AVG	PF	A	T/O	BLK
Jacksonville	11/28/2020			01:55		0-0	.000	0-0	.000	0-0	.000	0	0	0	0.0	0	0	1	0
Totals		0		01:55		0-0	.000	0-0	.000	0-0	.000	0	0	0	0.0	0	0	1	0

Player Averages

Games Played	Minutes/ game	Points/ game	FG Pct	3FG Pct	FT Pct	Rebounds/ game	Assists/ game	Turnovers/ game	Assist/Turnover ratio	Steals/ game	Blocks/ game
1	1.9	0.0	0.0	0.0	0.0	0.0	0.0	1.0	0.0	1.0	0.0



2020-21 South Fla. Women's Basketball
Individual Game-by-Game
All games

Page 7/13
as of Dec 02, 2020

#12 BERMEJO, Cristina

Opponent	Date	GS	MIN	Total		3-Pointers		Free throws		Rebounds				PF	A	T/O	BLK	STL	PTS	AVG
				FG-FGA	PCT	3FG-3FGA	PCT	FT-FTA	PCT	OFF	DEF	TOT	AVG							
Jacksonville	11/28/2020		16:14	0-3	.000	0-2	.000	0-0	.000	0	3	3	3.0	2	2	2	0	0	0	0.0
Baylor	12/01/2020		06:54	1-1	1.000	0-0	.000	0-0	.000	2	0	2	2.5	2	0	0	0	0	2	1.0
Totals		0	23:08	1-4	.250	0-2	.000	0-0	.000	2	3	5	2.5	4	2	2	0	0	2	1.0

Player Averages

Games Played	Minutes/game	Points/game	FG Pct	3FG Pct	FT Pct	Rebounds/game	Assists/game	Turnovers/game	Assist/Turnover ratio	Steals/game	Blocks/game
2	11.6	1.0	25.0	0.0	0.0	2.5	1.0	1.0	1.0	0.0	0.0



2020-21 South Fla. Women's Basketball
Individual Game-by-Game
All games

Page 8/13
as of Dec 02, 2020

#13 GUERREIRO, Sara

Opponent	Date	GS	MIN	Total		3-Pointers		Free throws		Rebounds				PF	A	T/O	BLK	STL	PTS	AVG
				FG-FGA	PCT	3FG-3FGA	PCT	FT-FTA	PCT	OFF	DEF	TOT	AVG							
Jacksonville	11/28/2020		12:09	3-5	.600	0-0	.000	0-0	.000	2	1	3	3.0	0	1	1	0	0	6	6.0
Baylor	12/01/2020		01:39	0-0	.000	0-0	.000	0-0	.000	0	0	0	1.5	0	0	0	0	0	0	3.0
Totals		0	13:48	3-5	.600	0-0	.000	0-0	.000	2	1	3	1.5	0	1	1	0	0	6	3.0

Player Averages

Games Played	Minutes/game	Points/game	FG Pct	3FG Pct	FT Pct	Rebounds/game	Assists/game	Turnovers/game	Assist/Turnover ratio	Steals/game	Blocks/game
2	6.9	3.0	60.0	0.0	0.0	1.5	0.5	0.5	1.0	0.0	0.0



2020-21 South Fla. Women's Basketball
Individual Game-by-Game
All games

Page 9/13
as of Dec 02, 2020

#20 MUNUNGA, Bethy

Opponent	Date	GS	MIN	Total		3-Pointers		Free throws		Rebounds											
				FG-FGA	PCT	3FG-3FGA	PCT	FT-FTA	PCT	OFF	DEF	TOT	AVG	PF	A	T/O	BLK	STL	PTS	AVG	
Jacksonville	11/28/2020	*	24:57	2-4	.500	0-0	.000	1-2	.500	5	6	11	11.0	4	2	1	2	0	5	5.0	
Baylor	12/01/2020	*	33:06	5-5	1.000	3-3	1.000	0-0	.000	2	8	10	10.5	5	0	1	0	0	13	9.0	
Totals		2	58:03	7-9	.778	3-3	1.000	1-2	.500	7	14	21	10.5	9	2	2	2	0	18	9.0	

Player Averages

Games Played	Minutes/game	Points/game	FG Pct	3FG Pct	FT Pct	Rebounds/game	Assists/game	Turnovers/game	Assist/Turnover ratio	Steals/game	Blocks/game
2	29.0	9.0	77.8	100.0	50.0	10.5	1.0	1.0	1.0	0.0	1.0



2020-21 South Fla. Women's Basketball
Individual Game-by-Game
All games

Page 10/13
as of Dec 02, 2020

#21 LEVERETT, Shae

Opponent	Date	GS	MIN	Total		3-Pointers		Free throws		Rebounds										
				FG-FGA	PCT	3FG-3FGA	PCT	FT-FTA	PCT	OFF	DEF	TOT	AVG	PF	A	T/O	BLK	STL	PTS	AVG
Jacksonville	11/28/2020	*	12:03	1-3	.333	0-0	.000	5-6	.833	5	4	9	9.0	4	1	0	0	0	7	7.0
Baylor	12/01/2020	*	32:44	1-3	.333	0-0	.000	1-2	.500	1	2	3	6.0	3	0	0	0	1	3	5.0
Totals		2	44:47	2-6	.333	0-0	.000	6-8	.750	6	6	12	6.0	7	1	0	0	1	10	5.0

Player Averages

Games Played	Minutes/game	Points/game	FG Pct	3FG Pct	FT Pct	Rebounds/game	Assists/game	Turnovers/game	Assist/Turnover ratio	Steals/game	Blocks/game
2	22.4	5.0	33.3	0.0	75.0	6.0	0.5	0.0	1.0	0.5	0.0



2020-21 South Fla. Women's Basketball
Individual Game-by-Game
All games

Page 11/13
as of Dec 02, 2020

#22 BRABENCOVA, Kristyna

Opponent	Date	GS	MIN	Total		3-Pointers		Free throws		Rebounds											
				FG-FGA	PCT	3FG-3FGA	PCT	FT-FTA	PCT	OFF	DEF	TOT	AVG	PF	A	T/O	BLK	STL	PTS	AVG	
Jacksonville	11/28/2020		23:17	7-16	.438	4-8	.500	0-0	.000	1	2	3	3.0	1	3	0	1	1	18	18.0	
Baylor	12/01/2020		13:05	0-3	.000	0-1	.000	2-2	1.000	0	0	0	1.5	2	1	5	1	0	2	10.0	
Totals		0	36:22	7-19	.368	4-9	.444	2-2	1.000	1	2	3	1.5	3	4	5	2	1	20	10.0	

Player Averages

Games Played	Minutes/game	Points/game	FG Pct	3FG Pct	FT Pct	Rebounds/game	Assists/game	Turnovers/game	Assist/Turnover ratio	Steals/game	Blocks/game
2	18.2	10.0	36.8	44.4	100.0	1.5	2.0	2.5	0.8	0.5	1.0



2020-21 South Fla. Women's Basketball
Individual Game-by-Game
All games

Page 12/13
as of Dec 02, 2020

#24 RODRIGUEZ, Angelee

Opponent	Date	GS	MIN	Total		3-Pointers		Free throws		Rebounds										
				FG-FGA	PCT	3FG-3FGA	PCT	FT-FTA	PCT	OFF	DEF	TOT	AVG	PF	A	T/O	BLK	STL	PTS	AVG
Jacksonville	11/28/2020		01:55	0-0	.000	0-0	.000	0-0	.000	0	1	1	1.0	0	0	0	0	0	0	0.0
Totals		0	01:55	0-0	.000	0-0	.000	0-0	.000	0	1	1	1.0	0	0	0	0	0	0	0.0

Player Averages

Games Played	Minutes/ game	Points/ game	FG Pct	3FG Pct	FT Pct	Rebounds/ game	Assists/ game	Turnovers/ game	Assist/Turnover ratio	Steals/ game	Blocks/ game
1	1.9	0.0	0.0	0.0	0.0	1.0	0.0	0.0	0.0	0.0	0.0



2020-21 South Fla. Women's Basketball
Individual Game-by-Game
All games

Page 13/13
as of Dec 02, 2020

#31 JORDAO, Beatriz

Opponent	Date	GS	MIN	Total		3-Pointers		Free throws		Rebounds				PF	A	T/O	BLK	STL	PTS	AVG
				FG-FGA	PCT	3FG-3FGA	PCT	FT-FTA	PCT	OFF	DEF	TOT	AVG							
Jacksonville	11/28/2020		26:02	6-7	.857	0-0	.000	0-0	.000	2	12	14	14.0	0	1	0	4	0	12	12.0
Baylor	12/01/2020		07:16	1-3	.333	0-0	.000	0-0	.000	0	0	0	7.0	1	0	0	0	1	2	7.0
Totals		0	33:18	7-10	.700	0-0	.000	0-0	.000	2	12	14	7.0	1	1	0	4	1	14	7.0

Player Averages

Games Played	Minutes/game	Points/game	FG Pct	3FG Pct	FT Pct	Rebounds/game	Assists/game	Turnovers/game	Assist/Turnover ratio	Steals/game	Blocks/game
2	16.7	7.0	70.0	0.0	0.0	7.0	0.5	0.0	1.0	0.5	2.0



2020-21 South Fla. Women's Basketball
Player Highs Analysis
All games

Page 1/2
as of Dec 02, 2020

South Fla. - Individual Game Highs

POINTS	18		Maria Alvarez vs Baylor (12/01/2020)
	18		Kristyna Brabencova vs Jacksonville (11/28/2020)
	14		Sydni Harvey vs Jacksonville (11/28/2020)
	13		Bethy Mununga vs Baylor (12/01/2020)
	12		Beatriz Jordao vs Jacksonville (11/28/2020)
FIELD GOALS MADE	7		Kristyna Brabencova vs Jacksonville (11/28/2020)
	6		Beatriz Jordao vs Jacksonville (11/28/2020)
FIELD GOAL ATTEMPTS	16		Kristyna Brabencova vs Jacksonville (11/28/2020)
	14		Elena Tsineke vs Baylor (12/01/2020)
FIELD GOAL PERCENTAGE (min 5 made)	1.000	(5-5)	Bethy Mununga vs Baylor (12/01/2020)
	.857	(6-7)	Beatriz Jordao vs Jacksonville (11/28/2020)
3 PT FG MADE	4		Maria Alvarez vs Baylor (12/01/2020)
	4		Kristyna Brabencova vs Jacksonville (11/28/2020)
3 PT FG ATTEMPTS	8		Elena Tsineke vs Baylor (12/01/2020)
	8		Kristyna Brabencova vs Jacksonville (11/28/2020)
3 PT FG PERCENTAGE (min 2 made)	1.000	(3-3)	Bethy Mununga vs Baylor (12/01/2020)
	.667	(4-6)	Maria Alvarez vs Baylor (12/01/2020)
FREE THROWS MADE	5		Sydni Harvey vs Baylor (12/01/2020)
	5		Shae Leverett vs Jacksonville (11/28/2020)
FREE THROW ATTEMPTS	8		Sydni Harvey vs Baylor (12/01/2020)
	6		Shae Leverett vs Jacksonville (11/28/2020)
FREE THROW PERCENTAGE (min 3 made)	1.000	(4-4)	Maria Alvarez vs Baylor (12/01/2020)
	.833	(5-6)	Shae Leverett vs Jacksonville (11/28/2020)
REBOUNDS	14		Beatriz Jordao vs Jacksonville (11/28/2020)
	11		Bethy Mununga vs Jacksonville (11/28/2020)
ASSISTS	7		Elena Tsineke vs Jacksonville (11/28/2020)
	6		Elisa Pinzan vs Baylor (12/01/2020)
STEALS	2		Elisa Pinzan vs Jacksonville (11/28/2020)
	1		Beatriz Jordao vs Baylor (12/01/2020)
	1		Maria Alvarez vs Baylor (12/01/2020)
	1		Shae Leverett vs Baylor (12/01/2020)
	1		Elisa Pinzan vs Baylor (12/01/2020)
	1		Jade Blagrove vs Jacksonville (11/28/2020)
	1		Kristyna Brabencova vs Jacksonville (11/28/2020)
BLOCKED SHOTS	4		Beatriz Jordao vs Jacksonville (11/28/2020)
	2		Bethy Mununga vs Jacksonville (11/28/2020)
TURNOVERS	5		Kristyna Brabencova vs Baylor (12/01/2020)
	4		Elena Tsineke vs Baylor (12/01/2020)
FOULS	5		Bethy Mununga vs Baylor (12/01/2020)
	4		Sydni Harvey vs Baylor (12/01/2020)
	4		Shae Leverett vs Jacksonville (11/28/2020)
	4		Bethy Mununga vs Jacksonville (11/28/2020)



2020-21 South Fla. Women's Basketball
Player Highs Analysis
All games

Page 2/2
as of Dec 02, 2020

Opponent - Individual Game Highs

POINTS	25	Queen Egbo vs Baylor (12/01/2020)
	14	Trinity Oliver vs Baylor (12/01/2020)
	10	Jada Perry vs Jacksonville (11/28/2020)
	9	Shekinah Rachel vs Jacksonville (11/28/2020)
	8	Alexis Pierce vs Jacksonville (11/28/2020)
FIELD GOALS MADE	10	Queen Egbo vs Baylor (12/01/2020)
	6	Trinity Oliver vs Baylor (12/01/2020)
FIELD GOAL ATTEMPTS	19	Queen Egbo vs Baylor (12/01/2020)
	14	Jada Perry vs Jacksonville (11/28/2020)
FIELD GOAL PERCENTAGE (min 5 made)	.545 (6-11)	Trinity Oliver vs Baylor (12/01/2020)
	.526 (10-19)	Queen Egbo vs Baylor (12/01/2020)
3 PT FG MADE	2	Shekinah Rachel vs Jacksonville (11/28/2020)
	1	Ashley Malone vs Jacksonville (11/28/2020)
3 PT FG ATTEMPTS	3	Sarah Andrews vs Baylor (12/01/2020)
	3	Jada Perry vs Jacksonville (11/28/2020)
	3	Ashley Malone vs Jacksonville (11/28/2020)
	3	Shekinah Rachel vs Jacksonville (11/28/2020)
3 PT FG PERCENTAGE (min 2 made)	.667 (2-3)	Shekinah Rachel vs Jacksonville (11/28/2020)
FREE THROWS MADE	5	Queen Egbo vs Baylor (12/01/2020)
	4	NaLyssa Smith vs Baylor (12/01/2020)
	4	Alexis Pierce vs Jacksonville (11/28/2020)
FREE THROW ATTEMPTS	8	Alexis Pierce vs Jacksonville (11/28/2020)
	6	Queen Egbo vs Baylor (12/01/2020)
FREE THROW PERCENTAGE (min 3 made)	1.000 (4-4)	NaLyssa Smith vs Baylor (12/01/2020)
	.833 (5-6)	Queen Egbo vs Baylor (12/01/2020)
REBOUNDS	11	Queen Egbo vs Baylor (12/01/2020)
	10	NaLyssa Smith vs Baylor (12/01/2020)
ASSISTS	7	DiDi Richards vs Baylor (12/01/2020)
	3	Dijonai Carrington vs Baylor (12/01/2020)
	3	Queen Egbo vs Baylor (12/01/2020)
	3	NaLyssa Smith vs Baylor (12/01/2020)
STEALS	2	DiDi Richards vs Baylor (12/01/2020)
	2	Caitlin Bickle vs Baylor (12/01/2020)
	2	Trinity Oliver vs Baylor (12/01/2020)
	2	Moon Ursin vs Baylor (12/01/2020)
	2	NaLyssa Smith vs Baylor (12/01/2020)
BLOCKED SHOTS	3	Queen Egbo vs Baylor (12/01/2020)
	1	DiDi Richards vs Baylor (12/01/2020)
	1	Dijonai Carrington vs Baylor (12/01/2020)
	1	Moon Ursin vs Baylor (12/01/2020)
	1	NaLyssa Smith vs Baylor (12/01/2020)
TURNOVERS	4	Queen Egbo vs Baylor (12/01/2020)
	4	NaLyssa Smith vs Baylor (12/01/2020)
	4	Tamia Stallings vs Jacksonville (11/28/2020)
	4	DeShari Graham vs Jacksonville (11/28/2020)
FOULS	4	DiDi Richards vs Baylor (12/01/2020)
	4	DeShari Graham vs Jacksonville (11/28/2020)



2020-21 South Fla. Women's Basketball
Individual Career Summaries
All games

Page 1/7
as of Dec 02, 2020

ALVAREZ, Maria

				Field Goals		3-Point		F-Throws		Rebounds									Scoring	
SEASON	TEAM	GP-GS	MIN/AVG	FG-FGA	FG%	3FG-FGA	3FG%	FT-FTA	FT%	OFF	DEF	TOT	AVG	PF-FO	AST	TO	BLK	STL	PTS	AVG
2019-20	USF	15-8	410/27.3	44-131	.336	34-108	.315	10-20	.500	7	37	44	2.9	26-1	49	25	0	15	132	8.8
2020-21	USF	1-0	22/22.1	5-9	.556	4-6	.667	4-4	1.000	0	2	2	2.0	1-0	2	2	0	1	18	18.0
TOTAL		16-8	432/27.0	49-140	.350	38-114	.333	14-24	.583	7	39	46	2.9	27-1	51	27	0	16	150	9.4

Single Game Highs

Statistic	Value	
Points	20	vs VCU 11/15/19
Rebounds	6	vs Mississippi St. 12/19/19, at UNLV 12/21/19
Assists	6	vs FGCU 11/29/19, vs Mississippi St. 12/19/19
Steals	2	4 times
FG Made	7	vs VCU 11/15/19
FG Attempts	14	vs Notre Dame 11/30/19
3FG Made	6	vs Alabama St. 12/06/19
3FG Attempts	13	vs Notre Dame 11/30/19
FT Made	4	vs Baylor 12/01/20
FT Attempts	4	vs Howard 11/12/19, vs Brown 12/30/19, vs Baylor 12/01/20

BERMEJO, Cristina

				Field Goals		3-Point		F-Throws		Rebounds										Scoring	
SEASON	TEAM	GP-GS	MIN/AVG	FG-FGA	FG%	3FG-FGA	3FG%	FT-FTA	FT%	OFF	DEF	TOT	AVG	PF-FO	AST	TO	BLK	STL	PTS	AVG	
2019-20	USF	24-1	241/10.0	17-52	.327	6-22	.273	10-16	.625	13	33	46	1.9	29-0	18	29	5	14	50	2.1	
2020-21	USF	2-0	23/11.6	1-4	.250	0-2	.000	0-0	.000	2	3	5	2.5	4-0	2	2	0	0	2	1.0	
TOTAL		26-1	264/10.2	18-56	.321	6-24	.250	10-16	.625	15	36	51	2.0	33-0	20	31	5	14	52	2.0	

Single Game Highs

Statistic	Value	
Points	10	vs Idaho 12/15/19
Rebounds	5	at Memphis 02/22/20, at Tulane 02/13/20, vs Idaho 12/15/19
Assists	5	at Memphis 02/22/20
Steals	2	at Memphis 02/22/20, at Tulane 02/13/20, vs Saint Francis (PA) 11/24/19
Blocks	2	vs Jacksonville 11/05/19, vs Alabama St. 12/06/19
FG Made	4	vs SMU 02/29/20, vs Idaho 12/15/19
FG Attempts	9	vs Idaho 12/15/19
3FG Made	2	vs Idaho 12/15/19
3FG Attempts	5	vs Idaho 12/15/19
FT Made	3	vs Temple 02/09/20
FT Attempts	3	vs Temple 02/09/20



**2020-21 South Fla. Women's Basketball
Individual Career Summaries
All games**

Page 2/7
as of Dec 02, 2020

BLAGROVE, Jade

				Field Goals		3-Point		F-Throws		Rebounds									Scoring	
SEASON	TEAM	GP-GS	MIN/AVG	FG-FGA	FG%	3FG-FGA	3FG%	FT-FTA	FT%	OFF	DEF	TOT	AVG	PF-FO	AST	TO	BLK	STL	PTS	AVG
2020-21	USF	1-0	2/1.9	0-0	.000	0-0	.000	0-0	.000	0	0	0	0.0	0-0	0	1	0	1	0	0.0
TOTAL		1-0	2/1.9	0-0	.000	0-0	.000	0-0	.000	0	0	0	0.0	0-0	0	1	0	1	0	0.0

Single Game Highs

Statistic	Value
Steals	1 vs Jacksonville 11/28/20

BRABENCOVA, Kristyna

				Field Goals		3-Point		F-Throws		Rebounds									Scoring	
SEASON	TEAM	GP-GS	MIN/AVG	FG-FGA	FG%	3FG-FGA	3FG%	FT-FTA	FT%	OFF	DEF	TOT	AVG	PF-FO	AST	TO	BLK	STL	PTS	AVG
2019-20	USF	25-14	600/24.0	66-216	.306	25-96	.260	19-30	.633	31	55	86	3.4	64-1	43	49	19	16	176	7.0
2020-21	USF	2-0	36/18.2	7-19	.368	4-9	.444	2-2	1.000	1	2	3	1.5	3-0	4	5	2	1	20	10.0
TOTAL		27-14	637/23.6	73-235	.311	29-105	.276	21-32	.656	32	57	89	3.3	67-1	47	54	21	17	196	7.3

Single Game Highs

Statistic	Value
Points	18 vs Jacksonville 11/28/20
Rebounds	11 vs Idaho 12/15/19
Assists	7 vs Cincinnati 01/05/20
Steals	3 vs VCU 11/15/19, at Tulsa 01/12/20
Blocks	3 vs Mississippi St. 12/19/19, vs Brown 12/30/19
FG Made	7 vs Brown 12/30/19, vs Jacksonville 11/28/20
FG Attempts	16 vs Mississippi St. 12/19/19, vs Cincinnati 01/05/20, vs Jacksonville 11/28/20
3FG Made	4 vs Alabama St. 12/06/19, vs Jacksonville 11/28/20
3FG Attempts	9 vs Alabama St. 12/06/19
FT Made	5 vs Howard 11/12/19
FT Attempts	6 vs Howard 11/12/19



2020-21 South Fla. Women's Basketball
Individual Career Summaries
All games

Page 3/7
as of Dec 02, 2020

GUERREIRO, Sara

				Field Goals		3-Point		F-Throws		Rebounds									Scoring	
SEASON	TEAM	GP-GS	MIN/AVG	FG-FGA	FG%	3FG-FGA	3FG%	FT-FTA	FT%	OFF	DEF	TOT	AVG	PF-FO	AST	TO	BLK	STL	PTS	AVG
2020-21	USF	2-0	14/6.9	3-5	.600	0-0	.000	0-0	.000	2	1	3	1.5	0-0	1	1	0	0	6	3.0
TOTAL		2-0	14/6.9	3-5	.600	0-0	.000	0-0	.000	2	1	3	1.5	0-0	1	1	0	0	6	3.0

Single Game Highs

Statistic	Value	
Points	6	vs Jacksonville 11/28/20
Rebounds	3	vs Jacksonville 11/28/20
Assists	1	vs Jacksonville 11/28/20
FG Made	3	vs Jacksonville 11/28/20
FG Attempts	5	vs Jacksonville 11/28/20

HARVEY, Sydni

				Field Goals		3-Point		F-Throws		Rebounds									Scoring	
SEASON	TEAM	GP-GS	MIN/AVG	FG-FGA	FG%	3FG-FGA	3FG%	FT-FTA	FT%	OFF	DEF	TOT	AVG	PF-FO	AST	TO	BLK	STL	PTS	AVG
2018-19	USF	32-24	964/30.1	120-371	.323	45-131	.344	90-107	.841	30	53	83	2.6	72-4	82	93	2	21	375	11.7
2019-20	USF	22-16	582/26.5	73-205	.356	39-97	.402	74-88	.841	11	23	34	1.5	40-1	30	44	4	20	259	11.8
2020-21	USF	2-2	43/21.4	6-19	.316	5-12	.417	8-12	.667	1	1	2	1.0	5-0	4	2	1	0	25	12.5
TOTAL		56-42	1589/28.4	199-595	.334	89-240	.371	172-207	.831	42	77	119	2.1	117-5	116	139	7	41	659	11.8

Single Game Highs

Statistic	Value	
Points	28	vs Tulane 03/07/20
Rebounds	7	vs Memphis 01/23/19
Assists	6	vs Vermont 12/17/18
Steals	2	10 times
Blocks	1	7 times
FG Made	9	vs Tulane 01/19/19
FG Attempts	21	vs Oklahoma 11/18/18
3FG Made	7	vs Temple 02/09/20
3FG Attempts	8	at UConn 03/02/20, vs Temple 02/09/20, vs Tulane 03/07/20
FT Made	10	vs Tulane 03/07/20
FT Attempts	12	vs Tulane 03/07/20



**2020-21 South Fla. Women's Basketball
Individual Career Summaries
All games**

Page 4/7
as of Dec 02, 2020

JORDAO, Beatriz

				Field Goals		3-Point		F-Throws		Rebounds									Scoring	
SEASON	TEAM	GP-GS	MIN/AVG	FG-FGA	FG%	3FG-FGA	3FG%	FT-FTA	FT%	OFF	DEF	TOT	AVG	PF-FO	AST	TO	BLK	STL	PTS	AVG
2018-19	USF	12-12	248/20.7	59-91	.648	0-0	.000	17-26	.654	21	47	68	5.7	31-0	5	20	23	5	135	11.3
2019-20	USF	30-10	334/11.1	36-98	.367	0-1	.000	16-24	.667	31	57	88	2.9	35-0	13	28	17	7	88	2.9
2020-21	USF	2-0	33/16.7	7-10	.700	0-0	.000	0-0	.000	2	12	14	7.0	1-0	1	0	4	1	14	7.0
TOTAL		44-22	616/14.0	102-199	.513	0-1	.000	33-50	.660	54	116	170	3.9	67-0	19	48	44	13	237	5.4

Single Game Highs

Statistic	Value	
Points	18	vs North Carolina 11/23/18
Rebounds	14	vs Jacksonville 11/28/20
Assists	2	5 times
Steals	2	at Memphis 02/22/20
Blocks	4	4 times
FG Made	8	at Ohio St. 11/06/18, vs North Carolina 11/23/18, vs New Hampshire 11/30/18
FG Attempts	11	vs New Hampshire 11/30/18
3FG Attempts	1	at Memphis 02/22/20
FT Made	4	vs Kentucky 11/22/18, vs UConn 03/08/20
FT Attempts	8	vs Kentucky 11/22/18

LAZIC, Mihaela

				Field Goals		3-Point		F-Throws		Rebounds									Scoring	
SEASON	TEAM	GP-GS	MIN/AVG	FG-FGA	FG%	3FG-FGA	3FG%	FT-FTA	FT%	OFF	DEF	TOT	AVG	PF-FO	AST	TO	BLK	STL	PTS	AVG
2019-20	USF	1-0	8/8.5	0-1	.000	0-1	.000	0-0	.000	0	2	2	2.0	1-0	0	0	0	0	0	0.0
2020-21	USF	2-0	17/8.6	3-6	.500	0-3	.000	0-0	.000	0	1	1	0.5	0-0	5	1	0	0	6	3.0
TOTAL		3-0	26/8.6	3-7	.429	0-4	.000	0-0	.000	0	3	3	1.0	1-0	5	1	0	0	6	2.0

Single Game Highs

Statistic	Value	
Points	6	vs Jacksonville 11/28/20
Rebounds	2	vs Jacksonville 11/05/19
Assists	5	vs Jacksonville 11/28/20
FG Made	3	vs Jacksonville 11/28/20
FG Attempts	6	vs Jacksonville 11/28/20
3FG Attempts	3	vs Jacksonville 11/28/20



2020-21 South Fla. Women's Basketball
Individual Career Summaries
All games

Page 5/7
as of Dec 02, 2020

LEVERETT, Shae

SEASON	TEAM	GP-GS	MIN/AVG	Field Goals		3-Point		F-Throws		Rebounds									Scoring	
				FG-FGA	FG%	3FG-FGA	3FG%	FT-FTA	FT%	OFF	DEF	TOT	AVG	PF-FO	AST	TO	BLK	STL	PTS	AVG
2017-18	USF	27-0	290/10.7	19-29	.655	0-0	.000	9-18	.500	29	35	64	2.4	38-1	4	11	8	6	47	1.7
2018-19	USF	35-24	938/26.8	91-160	.569	0-1	.000	78-120	.650	115	146	261	7.5	88-1	22	51	55	19	260	7.4
2019-20	USF	31-12	709/22.9	66-102	.647	0-0	.000	41-81	.506	98	98	196	6.3	77-6	10	35	18	19	173	5.6
2020-21	USF	2-2	45/22.4	2-6	.333	0-0	.000	6-8	.750	6	6	12	6.0	7-0	1	0	0	1	10	5.0
TOTAL		95-38	1982/20.9	178-297	.599	0-1	.000	134-227	.590	248	285	533	5.6	210-8	37	97	81	45	490	5.2

Single Game Highs

Statistic	Value	
Points	20	vs Wichita St. 02/23/19
Rebounds	18	vs Wichita St. 02/23/19
Assists	3	at East Carolina 02/20/19
Steals	3	vs UConn 03/04/19
Blocks	7	vs Memphis 01/23/19
FG Made	6	vs Vermont 12/17/18, at James Madison 03/24/19, vs Arkansas St. 11/17/17
FG Attempts	10	vs Wichita St. 02/23/19
3FG Attempts	1	at Houston 02/27/19
FT Made	10	vs Wichita St. 02/23/19
FT Attempts	12	at SMU 01/26/19

MUNUNGA, Bethy

SEASON	TEAM	GP-GS	MIN/AVG	Field Goals		3-Point		F-Throws		Rebounds									Scoring	
				FG-FGA	FG%	3FG-FGA	3FG%	FT-FTA	FT%	OFF	DEF	TOT	AVG	PF-FO	AST	TO	BLK	STL	PTS	AVG
2019-20	USF	29-27	759/26.2	109-218	.500	1-5	.200	49-69	.710	110	182	292	10.1	81-0	35	75	27	34	268	9.2
2020-21	USF	2-2	58/29.0	7-9	.778	3-3	1.000	1-2	.500	7	14	21	10.5	9-1	2	2	2	0	18	9.0
TOTAL		31-29	817/26.3	116-227	.511	4-8	.500	50-71	.704	117	196	313	10.1	90-1	37	77	29	34	286	9.2

Single Game Highs

Statistic	Value	
Points	16	at Baylor 11/19/19, vs Brown 12/30/19, vs Cincinnati 01/05/20
Rebounds	17	at Tulane 02/13/20
Assists	3	vs East Carolina 02/25/20, vs FGCU 11/29/19
Steals	4	at Memphis 02/22/20
Blocks	4	at Wichita St. 01/22/20
FG Made	7	vs Cincinnati 01/05/20
FG Attempts	14	vs Brown 12/30/19
3FG Made	3	vs Baylor 12/01/20
3FG Attempts	3	vs Baylor 12/01/20
FT Made	6	vs Brown 12/30/19
FT Attempts	8	vs SMU 02/29/20



2020-21 South Fla. Women's Basketball
Individual Career Summaries
All games

Page 6/7
as of Dec 02, 2020

PINZAN, Elisa

				Field Goals		3-Point		F-Throws		Rebounds										Scoring	
SEASON	TEAM	GP-GS	MIN/AVG	FG-FGA	FG%	3FG-FGA	3FG%	FT-FTA	FT%	OFF	DEF	TOT	AVG	PF-FO	AST	TO	BLK	STL	PTS	AVG	
2018-19	USF	31-15	762/24.6	40-153	.261	23-95	.242	36-44	.818	4	56	60	1.9	41-0	103	74	0	26	139	4.5	
2019-20	USF	27-24	874/32.4	83-234	.355	48-132	.364	30-37	.811	6	72	78	2.9	21-1	121	83	1	28	244	9.0	
2020-21	USF	2-2	61/30.3	5-19	.263	3-9	.333	0-0	.000	1	6	7	3.5	2-0	10	2	0	3	13	6.5	
TOTAL		60-41	1697/28.3	128-406	.315	74-236	.314	66-81	.815	11	134	145	2.4	64-1	234	159	1	57	396	6.6	

Single Game Highs

Statistic	Value	
Points	23	vs Stetson 03/21/19, vs UCF 01/19/20
Rebounds	7	vs Tulane 03/08/19, vs Jacksonville 11/05/19, vs UConn 02/16/20
Assists	9	vs SMU 02/29/20
Steals	5	vs Tulane 03/08/19, at Wichita St. 01/22/20
Blocks	1	vs Notre Dame 11/30/19
FG Made	8	vs UCF 01/19/20
FG Attempts	20	vs UConn 02/16/20
3FG Made	7	vs UCF 01/19/20
3FG Attempts	12	vs UCF 01/19/20
FT Made	8	vs Houston 03/09/19
FT Attempts	8	4 times

RODRIGUEZ, Angelee

				Field Goals		3-Point		F-Throws		Rebounds									Scoring	
SEASON	TEAM	GP-GS	MIN/AVG	FG-FGA	FG%	3FG-FGA	3FG%	FT-FTA	FT%	OFF	DEF	TOT	AVG	PF-FO	AST	TO	BLK	STL	PTS	AVG
2020-21	USF	1-0	2/1.9	0-0	.000	0-0	.000	0-0	.000	0	1	1	1.0	0-0	0	0	0	0	0	0.0
TOTAL		1-0	2/1.9	0-0	.000	0-0	.000	0-0	.000	0	1	1	1.0	0-0	0	0	0	0	0	0.0

Single Game Highs

Statistic	Value	
Rebounds	1	vs Jacksonville 11/28/20



2020-21 South Fla. Women's Basketball
Individual Career Summaries
All games

Page 7/7
as of Dec 02, 2020

TSINEKE, Elena

				Field Goals		3-Point		F-Throws		Rebounds									Scoring	
SEASON	TEAM	GP-GS	MIN/AVG	FG-FGA	FG%	3FG-FGA	3FG%	FT-FTA	FT%	OFF	DEF	TOT	AVG	PF-FO	AST	TO	BLK	STL	PTS	AVG
2019-20	USF	27-22	746/27.6	115-307	.375	44-138	.319	60-68	.882	17	36	53	2.0	63-2	44	77	8	18	334	12.4
2020-21	USF	2-2	44/22.0	6-24	.250	2-15	.133	0-0	.000	3	3	6	3.0	3-0	11	5	0	0	14	7.0
TOTAL		29-24	790/27.3	121-331	.366	46-153	.301	60-68	.882	20	39	59	2.0	66-2	55	82	8	18	348	12.0

Single Game Highs

Statistic	Value	
Points	25	vs Temple 02/09/20
Rebounds	6	vs Baylor 12/01/20
Assists	7	vs Jacksonville 11/28/20
Steals	4	vs Tulane 01/25/20
Blocks	1	8 times
FG Made	9	vs SMU 02/29/20, vs Houston 01/29/20
FG Attempts	19	vs Houston 01/29/20
3FG Made	4	vs East Carolina 02/25/20, vs Notre Dame 11/30/19, at Temple 01/16/20
3FG Attempts	12	vs Notre Dame 11/30/19
FT Made	7	vs FGCU 11/29/19
FT Attempts	8	vs FGCU 11/29/19

VITULOVA, Tereza

				Field Goals		3-Point		F-Throws		Rebounds										Scoring	
SEASON	TEAM	GP-GS	MIN/AVG	FG-FGA	FG%	3FG-FGA	3FG%	FT-FTA	FT%	OFF	DEF	TOT	AVG	PF-FO	AST	TO	BLK	STL	PTS	AVG	
2018-19	UW	27-0	235/8.7	52-106	.491	5-14	.357	17-22	.773	18	37	55	2.0	27-1	3	15	7	4	126	4.7	
2019-20	UW	29-29	727/25.1	176-321	.548	19-43	.442	40-47	.851	65	96	161	5.6	59-1	15	43	20	14	411	14.2	
TOTAL FOR USF		0-0	0/0.0	0-0	.000	0-0	.000	0-0	.000	0	0	0	0.0	0-0	0	0	0	0	0	0.0	
TOTAL		56-29	962/17.2	228-427	.534	24-57	.421	57-69	.826	83	133	216	3.9	86-2	18	58	27	18	537	9.6	

Single Game Highs

Statistic	Value	
Points	30	vs San Diego St. 01/22/20
Rebounds	11	at Air Force 12/04/19
Assists	2	at Denver 11/14/19, vs Colorado 11/17/19
Steals	2	vs Colo. Christian 11/06/19, at New Mexico 12/07/19, at San Diego St. 01/08/20
Blocks	2	10 times
FG Made	13	at San Diego St. 01/08/20
FG Attempts	23	at San Diego St. 01/08/20
3FG Made	2	4 times
3FG Attempts	4	vs Colorado 11/17/19, vs San Diego St. 01/22/20
FT Made	7	vs San Diego St. 01/22/20
FT Attempts	8	vs San Diego St. 01/22/20