



# 2020-21 USF BULLS

## WOMEN'S BASKETBALL GAME NOTES

NCAA Tournament (6): 2018, 2017, 2016, 2015, 2013, 2006  
 WNIT (9): 2019, 2014, 2012, 2010, 2009, 2008, 2007, 2005, 2004  
 WNIT Champions (1): 2009 | WNIT Final Four (2): 2014, 2009

Primary Contact: Michael Hogan | Phone: (W) 813-974-5755 (C) 813-469-0616 | Email: mhogan@usf.edu  
 Twitter: @USFWBB | Instagram: USFWBB | Facebook: facebook.com/usfwomensbasketball | Web: GoUSFBulls.com

### 2020-21 USF SCHEDULE/RESULTS

#### NOVEMBER

28 Jacksonville (ESPN+) W, 84-46

#### DECEMBER

1 No. 4/4 Baylor (ESPN+) L, 67-62  
 5 No. 6/7 Mississippi State \$ (ESPN+) W, 67-63  
 13 Stetson (ESPN+) W, 85-43  
 16 at Memphis \* W, 65-58  
 19 Houston \* (ESPN+) Postponed  
 22 at Cincinnati \* (ESPN+) W, 73-61  
 30 at Tulsa \* (ESPN+) 7 p.m.

#### JANUARY

2 East Carolina \* # (ESPN+) 4 p.m.  
 6 Wichita State \* # (ESPN+) 7 p.m.  
 13 at Tulane \* (ESPN+) 7 p.m.  
 17 Memphis \* (ESPN+) 4 p.m.  
 20 at Wichita State \* (ESPN+) 7 p.m.  
 23 at East Carolina \* (ESPN+) 1 p.m.  
 27 Temple \* # (ESPN+) 4 p.m.  
 30 Cincinnati \* # (ESPN+) 3 p.m.

#### FEBRUARY

3 at SMU \* (ESPN+) Canceled  
 7 at UCF \* (ESPN2) 12 p.m.  
 13 Tulsa \* # (ESPN+) 4 p.m.  
 17 SMU \* (ESPN+) Canceled  
 20 Tulane \* # (ESPN+) 7 p.m.  
 24 at Temple \* (ESPN+) 3:30 p.m.  
 27 at Houston \* (ESPN+) 3 p.m.

#### MARCH

2 UCF \* (ESPN+) 7 p.m.  
 8 AAC Tournament First Round ^ TBA  
 9 AAC Tournament Quarterfinals ^ TBA  
 10 AAC Tournament Semifinals ^ TBA  
 11 AAC Tournament Finals ^ TBA

\* American Athletic Conference Game

\$ AAC/Southeastern Conference Challenge

^ American Athletic Conference Tournament, Fort Worth, Texas.

# Doubleheader with the USF men's basketball team

All times are Eastern time and are subject to change

### GAME SEVEN | WED., DEC. 30 | 7 P.M. ET | TULSA, OKLA. | REYNOLDS CENTER



No. 21/22 USF  
**BULLS**  
 5-1, 2-0 AAC

AT

**TULSA**  
**GOLDEN HURRICANE**  
 1-2, 0-2 AAC



Last Game \_\_\_\_\_ Dec. 22 at Cincinnati (W, 73-61)  
 Next Game \_\_\_\_\_ Jan. 2 vs. East Carolina, 4 p.m.  
 Head Coach \_\_\_\_\_ Jose Fernandez  
 Alma Mater \_\_\_\_\_ FIU, 1994  
 Career Record \_\_\_\_\_ 378-273 (21st season)  
 at USF \_\_\_\_\_ Same

Last Game \_\_\_\_\_ Dec. 23 at Temple (L, 69-52)  
 Next Game \_\_\_\_\_ Jan. 2 at SMU, 2 p.m.  
 Head Coach \_\_\_\_\_ Matilda Mossman  
 Alma Mater \_\_\_\_\_ Western Kentucky, 1979  
 Career Record \_\_\_\_\_ 262-257 (18th Season)  
 at Tulsa \_\_\_\_\_ 115-164 (10 Season)

### GAMEDAY INFORMATION

TV/Video \_\_\_\_\_ ESPN+ (\$)   
 \_\_\_\_\_ Chad McKee (PxP), Bryndon Manzer (Analyst)  
 Audio \_\_\_\_\_ Bulls Unlimited (iHeartRadio/GoUSFBulls.com)  
 \_\_\_\_\_ Darek Sharp (PxP), Brigid Merenda (Analyst)

Live Stats \_\_\_\_\_ GoUSFBulls.com/StatBroadcast  
 Series \_\_\_\_\_ USF leads series, 7-0  
 Twitter Updates \_\_\_\_\_ @USFWBB  
 Tickets \_\_\_\_\_ N/A

### QUICK HITS

■ No. 21/22 USF closes out the 2020 calendar year as it travels to America's Heartland to face Tulsa in the Donald W. Reynolds Center ... Tip-off is set for 7 p.m. ET (ESPN+) ... The contest with the Golden Hurricane marks the Bulls' third straight road game.

■ USF fell one spot in the Associated Press Top 25 poll on Monday, to No. 21, four votes from No. 20 and seven from No. 19 ... The Bulls are No. 22 in this week's USA Today/WBCA coaches poll.

■ USF is coming off a 73-61 win at Cincinnati on Dec. 22 ... Sydney Harvey had a season high 21 points, while Bethy Mununga added 13 points and 14 boards, and Kristyna Brabencova had 10 points ... Elisa Pinzan had a career high 11 assists.

■ Sydney Harvey (11.8) and Elena Tsineke (10.0) lead USF in scoring on the year ... The duo is part of a group of six players that are averaging 7.3 points per game or more.

### USF'S PROBABLE STARTERS



**PG | 5-6 | JR.**

**4 - ELISA  
PINZAN**

PPG 8.8  
 RPG 4.2  
 APG 6.2  
 SPG 1.5



**G | 5-10 | Jr.**

**3 - SYDNI  
HARVEY**

PPG 11.8  
 RPG 2.5  
 APG 2.2  
 SPG 1.3



**G | 5-8 | SO.**

**5 - ELENA  
TSINEKE**

PPG 10.0  
 RPG 2.3  
 APG 2.3  
 SPG 0.2



**F | 6-0 | SR.**

**20 - BETHY  
MUNUNGA**

PPG 8.7  
 RPG 11.3  
 APG 1.7  
 SPG 0.7



**C | 6-2 | P-BAC**

**21 - SHAE  
LEVERETT**

PPG 6.5  
 RPG 6.0  
 BPG 1.2  
 SPG 0.5

## USF QUICK FACTS

## THE UNIVERSITY

City/Zip Code	Tampa, Fla. 33620
Founded	1956
Enrollment	50,577
Nickname	Bulls
Arena	Yuengling Center
Capacity	10,411
Affiliation	NCAA Division I
Conference	The American Athletic Conference
President	Dr. Steven C. Currall
Vice President of Athletics	Michael Kelly
Sr. Assoc. Director of Athletics/SWA	Marquita Armstead

## BASKETBALL HISTORY

First Year	1972-73
All-Time Record	673-687 (49th year)
All-Time AAC Record	85-35 (Sixth season)
All-Time BIG EAST Record	151-112 (Eight seasons)
All-Time Conference USA Record	113-168 (10 seasons)
All-Time Metro Conference Record	34-64 (Four seasons)
All-Time Sun Belt Conference Record	71-118 (Seven seasons)
All-Time Post-Season	17-14 (NCAA & WNIT)
AAC Tournament Record	12-7
NCAA Tournament Record	3-6
Years in NCAA Tourn./Last	6/2018
Last NCAA opponent	March 17, 2018 vs. 11 seed Buffalo (Tallahassee, Fla.)
Result	Lost, 102-79
WNIT Record	14-8
Years in the WNIT Tourn./Last	9/2019
Last WNIT opponent	March 24, 2019 at James Madison
Result	Lost, 71-54

## COACHING STAFF

Head Coach	Jose Fernandez
Alma Mater, Year	Florida International '94
Record at USF (Years)	378-273 (21st season)
Career Record (Years)	Same
Career Conference Record (Years)	165-155 (21st season)
Associate Head Coach	Michele Woods-Baxter, St. John Fisher '87
Assistant Head Coach	Danny Hughes, TCU '89
Assistant Coach/Rec. Coord.	Yolisha Jackson, Jacksonville '05
Director of Basketball Operations	Jim Baxter, Indiana State '74
Coord. of Basketball Oper.	Mercedes Jorge, Embry-Riddle '17
Video Coordinator	Anthony Brammer, Old Dominion '08
Strength & Conditioning Coach	Irele Oderinde, WKU, '03
Certified Athletic Trainer	Anita Fanelli, Millersville, '85
Academic Coordinator	Keenan Maddox, Missouri State, '13
Administrative Assistant	Barbara Riffe

## ATHLETIC MEDIA RELATIONS

Associate Dir. of Communications/WBB Contact	Michael Hogan
Office Phone	(813) 974-5755
Cell Phone	(813) 469-0616
E-mail	mhogan@usf.edu

## 2020-21 USF BULLS



► Standing (L-R): Bethy Mununga, Jade Blagrove, Shae Leverett, Beatriz Jordao, Tereza Vitulova, Angelee Rodriguez, Cristina Bermejo, Kristyna Brabencova Sitting (L-R): Maria Alvarez, Sara Guerreiro, Elisa Pinzan, Sydni Harvey, Elena Tsineke, Mihaela Lazic.

No.	Name	P	Ht.	Yr.	Hometown/High School/Previous School
0	Tereza Vitulova ^	C	6-2	Jr.	Domasov, Czech Republic/Sportovni Gymnazium L Danka/Wyoming
1	Maria Alvarez	G	5-7	So.	Bal Harbour, Fla./Miami Country Day School
2	Mihaela Lazic	PG	5-6	R-Fr.	Slavonski Brod, Croatia/Klasicna Gimnazija
3	Sydni Harvey	G	5-10	Jr.	Nashville, Tenn./Brentwood Academy
4	Elisa Pinzan	PG	5-8	Jr.	Murano, Italy/Istituto Tecnico Algarotti Venezia
5	Elena Tsineke	G	5-8	So.	Thessaloniki, Greece/Hellenic College of Thessaloniki
11	Jade Blagrove	F	6-2	Fr.	Barendrecht, Netherlands/Calandlyceum
12	Cristina Bermejo	W	6-1	So.	Sant Just Desvern, Spain/Ins Sant Just Desvern
13	Sara Guerreiro	G	5-8	Fr.	Seixal, Portugal/Escola Básica e Secundária Amélia Rey Colasso
20	Bethy Mununga	F	6-0	Sr.	Zellik, Belgium/Institut Sainte-Marie Jambes/NE Oklahoma A&M
21	Shae Leverett	C	6-2	P-Bacc.	Rincon, Ga./South Effingham H.S.
22	Kristyna Brabencova	W	6-0	So.	Brno, Czech Republic/Kšpa Kladno
24	Angelee Rodriguez	F/C	6-2	Fr.	Las Piedras, Puerto Rico/St. Thomas Aquinas H.S.
31	Beatriz Jordao	C	6-3	Jr.	Pombal, Portugal/Escola Secundária e Silva
34	Silvia Serrat	F	6-1	R-Jr.	Banyoles, Spain/Joaquim Blume H.S.

## USF BASKETBALL STAFF

Head Coach: Jose Fernandez (Florida International, '94) – 21st Season at USF/21st overall as head coach  
 Associate Head Coach: Michele Woods-Baxter (St. John Fisher, '87) – 13th season at USF  
 Assistant Head Coach: Danny Hughes (TCU, '90) – Third season at USF  
 Assistant Coach/Recruiting Coordinator: Yolisha Jackson (Jacksonville, '05) – First season at USF  
 Director of Operations: Jim Baxter (Indiana State, '74) – Eighth season at USF  
 Coordinator of Basketball Operations: Mercedes Jorge (Embry-Riddle, '17) – First season at USF  
 Video Coordinator: Anthony Brammer (Old Dominion, '08) – Second season at USF  
 Strength and Conditioning: Irele Oderinde (WKU, '03) – First season at USF  
 Certified Athletic Trainer: Anita Fanelli (Millersville, '85, '88) – Sixth season at USF

## PRO-NUN-SEE-A-SHUN GUIDE

## Players

Cristina Bermejo: Chris-Tina Bur-MAY-Hoe  
 Kristyna Brabencova: Chris-Tina Bra-BIN-Soe-Vuh  
 Jade Blagrove: Blay-GROVE  
 Sara Guerreiro: Guh-RYE-row  
 Sydni Harvey: Sid-NEE  
 Beatriz Jordao: Jor-DOW  
 Mihaela Lazic: Me-HIGH-La Lah-ZICH  
 Shae Leverett: LEV-Rett  
 Bethy Mununga: Betty MOO-Nun-Guh  
 Elisa Pinzan: Uh-LEEZA PIN-Zahn

Silvia Serrat: SIR-ott  
 Elena Tsineke: Uh-LAY-Nuh CHIN-ECK-eh  
 Tereza Vitulova: Tuh-RAY-Zuh Vit-Too-Low-Vuh

## Staff

Assistant Coach Yolisha Jackson: YO-Lee-Shuh  
 Strength Coach Irele Oderinde: EAR-Lay Oder-IN-Day  
 Certified Athletic Trainer Anita Fanelli: Fuh-NEL-ee

## USF BROADCAST NOTES



0

		TEREZA VITULOVA <sup>(Tuh-RAH-Zuh)</sup> <sup>(VIT-Too-Low-Vuh)</sup>						Note: USF career stats only	
GP/S	PPG	RPG	APG	SPG	BPG	FG%	FT%		
20-21	1/0	4.0	1.0	0.0	0.0	50.0	100.0		
Career	1/0	4.0	1.0	0.0	0.0	50.0	100.0		



1

		MARIA ALVAREZ							
GP/S	PPG	RPG	APG	SPG	BPG	FG%	FT%		
20-21	5/0	8.8	2.2	0.8	0.4	44.8	70.0		
Career	20/8	8.8	2.8	2.7	0.8	35.6	56.7		



2

		MIHAELA LAZIC <sup>(Me-HIGH-La)</sup> <sup>(Lah-ZICH)</sup>							
GP/S	PPG	RPG	APG	SPG	BPG	FG%	FT%		
20-21	6/0	1.5	0.7	1.5	0.0	44.4	50.0		
Career	7/0	1.3	0.9	1.3	0.0	40.0	50.0		



3

		SYDNI HARVEY <sup>(Sid-NEE)</sup>							
GP/S	PPG	RPG	APG	SPG	BPG	FG%	FT%		
20-21	6/6	11.8	2.5	2.2	1.3	32.3	70.8		
Career	60/46	11.8	2.2	2.1	0.8	33.4	82.6		



4

		ELISA PINZAN <sup>(Uh-LEEZA)</sup> <sup>(PIN-ZAHN)</sup>							
GP/S	PPG	RPG	APG	SPG	BPG	FG%	FT%		
20-21	6/6	9.8	4.2	6.2	1.5	30.4	60.0		
Career	64/45	6.8	2.5	4.1	1.0	31.6	77.2		



5

		ELENA TSINEKE <sup>(Uh-LAY-Nuh)</sup> <sup>(CHIN-ECK-EH)</sup>							
GP/S	PPG	RPG	APG	SPG	BPG	FG%	FT%		
20-21	6/6	10.0	2.3	2.3	0.2	34.8	85.7		
Career	33/28	11.9	2.0	1.8	0.6	37.0	80.0		



11

		JADE BLAGROVE <sup>(Blay-GROVE)</sup>							
GP/S	PPG	RPG	APG	SPG	BPG	FG%	FT%		
20-21	2/0	2.5	1.0	0.0	0.5	100.0	75.0		
Career	2/0	2.5	1.0	0.0	0.5	100.0	75.0		



12

		CRISTINA BERMEJO <sup>(BUR-MAY-Hoe)</sup>							
GP/S	PPG	RPG	APG	SPG	BPG	FG%	FT%		
20-21	6/0	2.7	2.3	0.8	0.2	35.7	100.0		
Career	30/1	2.2	2.0	0.8	0.5	33.3	72.7		



13

		SARA GUERREIRO <sup>(Guh-RYE-row)</sup>							
GP/S	PPG	RPG	APG	SPG	BPG	FG%	FT%		
20-21	4/0	2.0	1.0	0.3	0.0	36.4	0.0		
Career	4/0	2.0	1.0	0.3	0.0	36.4	0.0		



20

		BETHY MUNUNGA <sup>(BETTY)</sup> <sup>(MOO-NUN-Guh)</sup>							
GP/S	PPG	RPG	APG	SPG	BPG	FG%	FT%		
20-21	6/6	8.7	11.3	1.7	0.7	45.9	60.0		
Career	35/33	9.1	10.3	1.3	1.1	49.4	69.6		



21

		SHAE LEVERETT							
GP/S	PPG	RPG	APG	SPG	BPG	FG%	FT%		
20-21	6/6	6.5	6.0	0.3	0.5	56.0	50.0		
Career	99/42	5.2	5.6	0.4	0.5	60.1	57.7		



22

		KRISTYNA BRABENCOVA <sup>(CHRIS-TINA)</sup> <sup>(BRA-BIN-Soe-Vuh)</sup>							
GP/S	PPG	RPG	APG	SPG	BPG	FG%	FT%		
20-21	6/0	7.3	3.2	1.0	0.3	29.4	87.5		
Career	31/14	7.1	3.4	1.6	0.6	30.3	68.4		



24

		ANGELEE RODRIGUEZ							
GP/S	PPG	RPG	APG	SPG	BPG	FG%	FT%		
20-21	2/0	1.0	1.5	0.0	0.0	25.0	0.0		
Career	2/0	1.0	1.5	0.0	0.0	25.0	0.0		



31

		BEATRIZ JORDAO <sup>(Jor-DOW)</sup>							
GP/S	PPG	RPG	APG	SPG	BPG	FG%	FT%		
20-21	5/0	5.8	6.4	1.2	0.2	60.9	50.0		
Career	47/22	5.4	4.0	0.5	0.3	51.4	65.2		

## C | 6-2 | JR. | DOMASOV, CZECH REPUBLIC

- Transferred from Wyoming ... All-MWC during '19-20 ... Eligible on 12/16 due to the NCAA One-Time Blanket Transfer Waiver.
- Averaged a team-high 14.2 ppg, 5.6 rpg in 29 GP/GS at UW ... Had 4 pts., 1 rbd. at Cincinnati (12/22) in USF debut.
- Was a member of the U16, U18 and U20 National Teams for the Czech Rep., with teammate Kristyna Brabencova.

## G | 5-7 | SO. | MIAMI, FLA.

- Season-ending knee injury vs. Cincinnati (1/5/19) ... Double figures in 8-of-80 career GP ... 18 pts. vs. No. 4 Baylor (12/19).
- Career high 20 pts. vs. VCU (11/15/19), 18 pts. vs. Alabama St. (12/6/19) ... 6 state titles at Miami Country Day.
- Born in Colombia ... Set a FIBA record with 10 3-pt. FGM for Colombia vs. Belarus in 2019 FIBA U17 World Cup.

## PG | 5-6 | R-FR. | SLAVONSKI BROD, CROATIA

- Scored a career-high 6 pts. and had 5 asts. against Jacksonville (11/28) in the season opener.
- Only 1 GP in '19-20 due to a back injury ... Played in the '17, '18 FIBA European Championships for Croatia.
- Avg. 7.9 ppg., 3.2 rpg., 1.8 apg. in 7 games with Croatia in the 2018 European Championships.

## G | 5-10 | JR. | NASHVILLE, TENN.

- 1st in ppg. ... Season high 21 pts. at Cincinnati (12/22) ... 11 pts. vs. No. 4 Baylor, 11 vs. Memphis (12/16).
- Career-high 28 pts. vs. Tulane (3/7/20) ... 25 pts. vs. Tulane (1/19/20), Temple (2/9/20), 16 pts. at UConn (3/2/20) ... 2019 AAC All-Fresh Team.
- Played in the USA Basketball 3x3 National Championships in Aug. 2019, in Las Vegas, with the UConn squad.

## PG | 5-8 | JR. | MURANO, ITALY

- 2nd in the AAC, 14th in D-I in asts. (37), 3rd in AAC, 12th in D-I in apg. ... 14 pts., 11 rbs., 9 asts., 3 stls. vs. No. 6 Mississippi St. (12/5).
- Career high 11 asts. at Cincinnati (12/22); 23 pts. vs. UCF (1/19/19), 15 pts. vs. UConn (2/16/20), 14 pts. at Baylor (11/19/19).
- Was named 3rd Team All-AAC in '19-20, preseason All-Conference prior to the '20-21 campaign.

## G | 5-8 | SO. | THESSALONIKI, GREECE

- Double figures in 20-of-33 GP ... Career-high 25 pts. vs. Temple (2/9/20), 20 pts. at Temple (1/16/20), Houston (1/29/20).
- Missed the first 5 games in '19-20; ineligible by the NCAA ... Cleared to play on 11/20/19, 1 day after Baylor (11/19/19).
- AAC FOY, All-Fresh Team, 3rd Team All-AAC in '19-20 ... Played with Greece's U20, Senior National Teams in 2019.

## F | 6-2 | FR. | BARENDRECHT, NETHERLANDS

- Career-high 5 pts., 2 rbs. vs. Stetson (12/13) ... Spent time with the Netherlands U14, U16, U18 national teams.
- Averaged 17.6 ppg and 10.0 rpg before the season was shut down in March due to the COVID-19.
- Was voted the MVP in the 2019 European Girls Basketball League (EGBL) Tournament held in Minsk, Belarus.

## W | 6-1 | FR. | SANT JUST DESVERN, SPAIN

- Tied career-high with 10 pts. vs. Stetson (12/13) ... 10 pts., 5 rbs. vs. Idaho (12/15/19), 9 pts. vs. SMU (2/29/19).
- 1st GS at Memphis (2/22/19) had a career-high tying 5 rbs., 5 ast. ... Mother and father played pro in Spain.
- Her sister Neus, currently a model, played for the Spanish Senior National Team and pro in Spain.

## G | 5-8 | FR. | SEIXAL, PORTUGAL

- 6 pts. in debut vs. Jacksonville (11/28) ... Played for Quinta dos Lombos, in Lisbon, with teammate Beatriz Jordao.
- Split time with Portugal's U20 national team in 2019, Averaged 8.0 ppg, 1.7 rpg and 1.5 apg.
- Was named First Team of the National Final Four in Portugal in 2019, equivalent of the Final Four in America.

## F | 6-0 | SR. | ZELLIK, BELGIUM

- 2nd in AAC in rpg. ... 11 double-doubles in 35 GP, 23 games with 10-plus rbs. ... 13 pts., 10 rbs. vs. No. 4 Baylor (12/1).
- 16 pts., 12 rbs. at Baylor (11/19/19), 11 pts., career high 17 rbs. at Tulane (2/13/19) ... 10 rbs., 7 OR vs. UConn (12/14/19).
- Born in the Democratic Republic of the Congo, raised in Belgium ... 2X NJCAA All-American.

## C | 6-2 | POST-BACC. | RINCON, GEORGIA

- 3rd in rpg. ... 6 pts., 8 rbs., 2 blk., 2 stls. vs. No. 4 Mississippi St. (12/5) ... Had a career-high 20 pts., 18 rbs. at Wichita St. (2/23/19).
- 3rd on the team in rpg. in '19-20 ... Season-high 14 rbs. vs. Houston (1/29/19), 13 rbs., 12 pts. vs. Saint Francis (Pa.) (11/24/19).
- 8 rbs. at Baylor (11/19/19) ... 557 career rbs. 265 OR ... 2 double-doubles in '19-20 ... Double figure pts. in 15 GP.

## W | 6-0 | SO. | BRNO, CZECH REPUBLIC

- Career-high 18 pts. vs. Jacksonville (11/28) ... 17 pts. at Tulsa (1/12/20) ... 16 pts. vs. Alabama St. (12/6/19), Brown (12/30/19).
- 11 rbs. vs. Idaho (12/15/19) ... Played in the U20 European Championships ... Was named MVP of the U19 National Team.
- Grandfather, Kamil, is a 3X Czech MBB Olympian ('72, '76, '80), father Kamil is a 24-year pro/international hockey vet.

## F/C | 6-2 | FR. | LAS PIEDRAS, PUERTO RICO

- Career-high 2 pts, 2 rbs. vs. Stetson (12/13) ... Started on the Puerto Rico National Team since she was 16.
- Played in the 2019 Centrobasket U17 Championships, averaging 4.0 ppg. and 9.5 rpg.
- Had 9 pts., 6 rbs., 2 blks. vs. Guatemala in the first game of the group phase.

## C | 6-3 | JR. | POMBAL, PORTUGAL

- 2nd in rpg. ... 2nd career double-double with 12 pts., career high 14 rbs. vs. Jacksonville (11/28) ... Also had 4 blks.
- 10 pts., 6 rbs., 2 blks. at Memphis (12/16) ... 17 pts., 10 rbs. vs. Ohio St. (11/6/18) ... Career-high 18 pts. vs. UNC (11/23/18).
- Scored double figures for Portugal in 5-of-7 GP at the FIBA U20 Women's European Championship.



## HEAD COACH JOSE FERNANDEZ | 378-273 CAREER RECORD (21ST SEASON)



Named the 2018 American Athletic Conference Coach of the Year, head coach Jose Fernandez has been laying the groundwork brick-by-brick for 20 seasons for the Bulls to grow into a perennial top-25 program. Under his guid-

ance, USF has transformed from a program with only five winning seasons to a staple in the NCAA Tournament. A coach known for his recruiting connections and incredible work ethic, Fernandez has created a culture of excellence at USF.

Fernandez has watched his team reach new milestones, including six 20-win seasons in the last eight years dating back to the 2012-13 season. The Bulls have reached the NCAA Tournament six times, including five trips in their last seven seasons, and postseason play in 15 of the last 17 seasons. Fernandez led the Bulls to the NCAA Tournament for the fourth time in as many years in 2018 as the senior class became the first in program history to reach four NCAA Tournaments. The Bulls also reached their ninth Women's National Invitation Tournament (WNIT) in 2019, despite numerous season-ending injuries to key players, and advanced to the second round out the event.

Fernandez, who was officially named head coach on Nov. 14, 2000 - just seven months after arriving at USF as an assistant coach - has led the Bulls in an amazing turnaround under his tenure. In addition to the program's six trips to the NCAA Tournament, Fernandez has also guided USF to nine WNIT appearances, which includes the 2009 WNIT title and a semifinal appearance in 2014. The Bulls have also advanced to the American Athletic Conference (AAC) Tournament championship game in four of the past six seasons and have made at least the semifinal round during every season in the AAC.

Fernandez also knows how to get the most out of his talent with Maria Jespersen earning Associated Press All-America honorable mention honors in 2018. USF has had two players earn AP All-America honorable mention honors, Jespersen and Courtney Williams, in 2016, and Fernandez has coached them both.

Playing for Fernandez could also lead to the pros, as was the case for six players in program history to be drafted by WNBA teams. Courtney Williams became the second player in program history to be selected in the first round in 2016, going eighth overall to the Phoenix Mercury. Most recently, former Bulls' standout Kitija Laksa became the sixth player in program history to be selected when the Seattle Storm chose her in the first round with the 11th overall pick in 2020. Other Bulls selected in the WNBA Draft, under Fernandez, include Inga Orekhova, who was

chosen 18th overall by the Atlanta Dream in 2014; Andrea Smith, who was chosen 35th by the Connecticut Sun in 2013 and Jessica Dickson, who was chosen 21st in the 2007 WNBA Draft by the Sacramento Monarchs.

USF made its first-ever NCAA Tournament during the 2005-06 season. Fernandez also led USF to its first-ever NCAA Tournament victory with a 71-70 win over Texas Tech in 2013. Fernandez and the Bulls made history again in 2015, when they hosted USF's first-ever NCAA Tournament basketball game at the Yuengling Center. The Bulls defeated LSU in the first round, in front of a hometown crowd of over 5,000 fans. In his third NCAA Tournament in four years, Fernandez took the Bulls back to the second round, defeating No. 22 Colorado State 48-45 in Los Angeles, Calif. USF returned to the tournament in 2017, but the Bulls lost at the buzzer to Missouri.

The Miami native has had 15 seasons with a .500 record or better leading USF. In the 22 years prior to his arrival, the Bulls recorded just three winning seasons, all 14-13 slates. Fernandez has guided USF to nine seasons with 20-plus wins, including a 26-8 record during the 2017-28 campaign that marked the fourth straight season with 24 or more wins. He posted his 300th career win at USF during the 2016-17 season and has compiled a record of 354-259 in 19 seasons leading the Bulls' program, including 13 or more wins in The American in four of six seasons in the conference. The Bulls have posted 12 wins over Top 25 ranked teams, including an 64-57 win over No. 15 Texas in the Yuengling Center in 2019.

Fernandez believes to be the best you have to play the best. Since arriving at USF, Fernandez and his staff have worked to schedule the toughest teams in women's basketball. The Bulls have sought after perennial powers like Baylor, DePaul, Florida, Florida State, Georgia, Louisville, Notre Dame, LSU, Miami, Michigan State, Mississippi State, Nebraska, Ohio State, Oklahoma, UNLV, Texas and Wake Forest, to name a few. USF has boasted some of the toughest strength of schedules in the country.

Fernandez got his start in coaching while working on his associates degree at Miami-Dade CC Kendall - where he earned his degree in 1991. Fernandez served as a student assistant coach for the men's basketball team and was immediately thrown into the fray with on-floor coaching, scouting, and most importantly, overseeing recruiting correspondence and getting his name out in front of coaches around the state.

It was at Miami-Dade that Fernandez met Cesar Odio, who not only saw his tremendous potential and hired him as a student assistant, but then promoted him to a full-time assistant coach upon his graduation in 1991. He would stay at Miami-Dade for one season (1991-92) before becoming the assistant boys' basketball coach at Miami's Sunset High School (1992-94).

Following his two seasons at Sunset, Fernandez and Odio would renew acquaintances when Odio was tabbed head men's basketball coach at Barry University in Miami Shores, Fla. (1994-96). Fernandez came along as Odio's top assistant and immediately established himself as a coach that had a sharp eye for talent and potential. During his brief two-year stay at Barry, Fernandez helped the Buccaneers to consecutive winning seasons, after the program only produced just two in the first 10 years, and a combined 34-21 record.

Fernandez entered the world of girls' basketball in 1996, when he secured his first head coaching job at Miami's Lourdes Academy. During his three seasons at Lourdes, Fernandez led the Bobcats to a stellar 83-16 (.838) record and a trip to the state 5A championship game in 1998 where they finished as the runner-up. In addition to his coaching responsibilities at Lourdes, Fernandez established valuable roots among Florida and high school coaches from around the nation as director and founder of the successful Miami Suns AAU program.

Fernandez would then break into collegiate women's basketball when he returned to Barry for his second of

## THE FERNANDEZ FILE

Born	Nov. 18, 1971
Hometown	Miami, Fla.
College	FIU, 1994
	B.S. in Physical Ed.
Wife	Tonya
Children	Sydney, Alex, Taylor Brianna and Brooke

## NCAA APPEARANCES (6)

2006, 2013, 2015, 2016, 2017, 2018

## WNIT APPEARANCES (9)

2004, 2005, 2007, 2008, 2009, 2010, 2012, 2014, 2019

## WNIT FINAL FOUR (2)

2009, 2014

## WNIT CHAMPIONSHIP (1)

2009

## COACHING CAREER

1989-91	Miami-Dade CC Kendall, Student Asst.
1991-92	Miami-Dade CC Kendall, Asst. Coach
1992-94	Sunset High School, Asst. Boy's Coach
1994-96	Barry University, Asst. Men's Coach
1996-99	Lourdes Academy (Miami), Head Coach
1996-99	Miami Suns AAU, Head Coach
1999-2000	Barry University, Asst. Coach
2000-present	USF, Head Coach

two tours of duty at the school. In his second stint, he served one year (1999-00) as the top assistant coach for the Buccaneers. Although it was just one season, Fernandez helped Barry record the second-most wins in the program's history as the Buccaneers posted a 22-8 record and the program's second-best slate ever in the Sunshine State Conference at 10-4. The team's 22 wins that sea-

son is still just one of three 20-wins campaigns for Barry since the women's basketball team started competing during the 1988-89 season.

After graduating from Miami-Dade Kendall, Fernandez earned his bachelor's degree in physical education in 1994 from Florida International University. Along with his

coaching duties at the beginning of his professional career, Fernandez also taught physical education at Miami's Coral Reef Senior High School, Southwest Senior High School and Hialeah Middle School.

Fernandez and his wife, Tonya, live in Tampa with their daughters, Sydnie, Alex, Taylor, Brianna and Brooke.

### JOSE FERNANDEZ YEAR-BY-YEAR

Year	School	Overall	Conf.	Postseason
2000-01	USF	4-24	1-15	-
2001-02	USF	14-13	4-10	-
2002-03	USF	7-20	2-12	-
2003-04	USF	14-15	7-7	WNIT First Round
2004-05	USF	21-11	9-5	WNIT Second Round
2005-06	USF	19-12	9-7	NCAA First Round
2006-07	USF	21-12	9-7	WNIT Second Round
2007-08	USF	16-16	5-11	WNIT First Round
2008-09	USF	27-10	8-8	WNIT Champions
2009-10	USF	15-16	6-10	WNIT First Round
2010-11	USF	12-19	3-13	-
2011-12	USF	19-16	8-8	WNIT Third Round
2012-13	USF	22-11	9-7	NCAA Second Round
2013-14	USF	23-13	13-5	WNIT Semifinals
2014-15	USF	27-8	15-3	NCAA Second Round
2015-16	USF	24-10	14-4	NCAA Second Round
2016-17	USF	24-9	11-5	NCAA First Round
2017-18	USF	26-8	13-3	NCAA First Round
2018-19	USF	19-16	7-9	WNIT Second Round
2019-20	USF	19-12	10-6	No postseason due to COVID
2020-21	USF	5-1	2-0	
Totals	20+ Seasons	378-273	165-155	



### JOSE FERNANDEZ HEAD COACHING BREAKDOWN

Year	Overall	Home	Road	Neutral	Conf.	Postseason
2000-01	4-24	4-13	0-11	0-0	1-15	-
2001-02	14-13	9-6	5-7	0-0	4-10	-
2002-03	7-20	7-8	0-12	0-0	2-12	-
2003-04	14-15	9-6	5-8	0-1	7-7	0-2 (C-USA, WNIT)
2004-05	21-11	13-2	7-8	1-1	9-5	2-2 (C-USA, WNIT)
2005-06	19-12	12-3	5-7	2-2	9-7	0-2 (BIG EAST, NCAA)
2006-07	21-12	15-3	4-8	2-1	9-7	2-2 (BIG EAST, WNIT)
2007-08	16-16	11-7	3-8	2-1	5-11	1-2 (BIG EAST, WNIT)
2008-09	27-10	16-6	9-3	2-1	8-8	6-1 (BIG EAST, WNIT)
2009-10	15-16	9-8	5-7	1-1	6-10	0-2 (BIG EAST, WNIT)
2010-11	12-19	8-7	2-10	2-2	3-13	-
2011-12	19-16	11-3	4-7	4-6	8-8	3-2 (BIG EAST, WNIT)
2012-13	22-11	11-5	9-3	2-3	9-7	2-2 (BIG EAST, NCAA)
2013-14	23-13	13-8	9-5	1-0	13-5	5-2 (AAC, WNIT)
2014-15	27-8	13-3	9-3	5-2	15-3	3-2 (AAC, NCAA)
2015-16	24-10	15-1	6-6	3-3	14-4	3-2 (AAC, NCAA)
2016-17	24-9	10-4	8-2	6-3	11-5	2-2 (AAC, NCAA)
2017-18	26-8	13-1	8-3	5-4	13-3	2-2 (AAC, NCAA)
2018-19	19-16	11-5	5-6	3-5	7-9	3-2 (AAC, WNIT)
2019-20	19-13	14-2	4-6	1-5	10-6	1-0 (AAC)
2020-21	5-1	3-1	2-0	0-0	2-0	



## TALE OF THE TAPE

### THE TULSA SERIES

Series Record	USF leads series, 7-0
USF at home	USF leads, 3-0
USF at Tulsa	USF leads, 4-0
USF at neutral site	N/A
First meeting	Feb. 18, 2015 (W, 79-46)
Last meeting	Jan. 12, 2020 (W, 68-52)
Last USF win	Jan. 12, 2020 (W, 68-52)
Last Tulsa win	N/A
Current streak	USF, seven wins

### STATISTICAL COMPARISON

USF		UT
5-1	Overall Record	1-2
38.2	Field Goal%	33.0
30.4	3-Pt. Field Goal%	32.0
67.7	Free Throw%	61.7
35.0	Oppt. Field Goal%	42.4
16.7	Oppt. 3-Pt. Field Goal%	26.2
62.0	Oppt. Free Throw%	65.9
47.3	Rebounding Avg.	33.0
+10.3	Rebounding Margin	-9.7
17.8	Assists/Gm.	9.3
12.7	Turnovers/Gm.	13.3
4.3	Blocks/Gm.	2.7
5.3	Steals/Gm.	9.1
72.7	Points/Gm.	54.3
56.3	Points Allowed/Gm.	61.3

### USF CAREER STATS VS. TULSA

No.	Name	G	Ppg	Rpg	Apg
1	Alvarez	0	0.0	0.0	0.0
2	Lazic	0	0.0	0.0	0.0
3	Harvey	1	20.0	3.0	1.0
4	Pinzan	2	6.0	3.0	7.0
5	Tsineke	1	4.0	1.0	2.0
11	Blagrove	0	0.0	0.0	0.0
12	Bermejo	1	0.0	1.0	0.0
13	Guerreiro	0	0.0	0.0	0.0
20	Mununga	1	6.0	9.0	0.0
21	Leverett	3	3.3	3.7	0.3
22	Brabencova	1	17.0	5.0	2.0
24	Rodriguez	0	0.0	0.0	0.0
31	Jordao	1	2.0	3.0	0.0

### BULLS' CAREER STARTS & GAMES PLAYED

No.	Name	17-18	18-19	19-20	20-21	Tot	GP
0	Vitulova	-	-	29 *	-	-	1
1	Alvarez	-	-	8	-	8	20
2	Lazic	-	-	-	-	-	7
3	Harvey	-	24	16	6	46	60
4	Pinzan	-	15	24	6	45	64
5	Tsineke	-	-	22	6	28	33
11	Blagrove	-	-	-	-	-	2
12	Bermejo	-	-	1	-	1	30
13	Guerreiro	-	-	-	-	-	4
20	Mununga	-	-	27	6	33	35
21	Leverett	0	24	12	6	42	99
22	Brabencova	-	-	14	-	14	31
24	Rodriguez	-	-	-	-	-	2
31	Jordao	-	12	10	-	22	47

\* Starts occurred while at Wyoming

### TICKET INFORMATION

■ USF Athletics welcomed fans back to the Yuengling Center for American Athletic Conference basketball action in the 2020-21 season presented by Tampa General Hospital beginning on Tuesday, Dec. 22 when the men's basketball team hosted Wichita State ... The original game to allow fans in the Yuengling Center was Dec. 19 when the women's basketball team was scheduled to take on Houston, however that game was postponed due to COVID-19 issues within the Cougars' program ...



**Scan the QR code with your mobile device for complete information and to get the USF Bulls mobile ticket app.**

■ USF plans to welcome fans to approximately 1,200 seats in physically-distanced pods ranging in size from two persons to four persons, with seating reserved for up to 300 students mostly in their traditional baseline seating area ... There will be no 100-level seating behind the team benches or court-side seating, as a 12-foot perimeter will be implemented surrounding the court.

### UP NEXT FOR USF

■ Following Wednesday's game at Tulsa, USF returns home to the Yuengling Center for back-to-back home games, beginning with East Carolina on Saturday, Jan. 2 at 4 p.m. (ESPN+) ... The game against the Pirates is the first game of a women's and men's doubleheader that will also see the men's team take on UCF at 7 p.m.

■ The Bulls will close out the short two-game home stretch on Wednesday, Jan. 5 when they play host to Wichita State at 7 p.m. (ESPN+).

### A QUICK LOOK AT THE BULLS

■ The Bulls lead, or are in the top five, in the American Athletic Conference in several statistical categories through games of Dec. 28 (Complete NCAA team and individual ranking summaries can be found on pgs. 14-15):

Assist/Turnover Ratio	1st (1.41)
Total Assists	1st (107)
Assists Per Game	1st (17.8)
Blocked Shots	2nd (26)
Blocked Shots Per Game	2nd (4.3)
Fewest Turnovers	2nd (76)
FG Percentage Defense	1st (35.0)
FT Attempts	3rd (130)
FT Made	4th (88)
FT Percentage	2nd (67.7)
Offensive Rebounds Per Game	1st (19.0)
Rebounding Margin	1st (10.3)
Rebounds	3rd (284)
Rebounds Per Game	1st (47.3)
Scoring Defense	2nd (56.3)
Scoring Margin	1st (16.3)
Scoring Offense	2nd (72.7)
3-Point FG Defense	1st (16.7)
3-Point FG Attempted	1st (158)
3-Point FG Made	1st (48)
3-Point FG Per Game	2nd (8.0)
Won-Loss Percentage	1st (83.3)

■ Maria Alvarez is averaging 8.8 points per game on the year, tied for third on the team through the Cincinnati game ... Alvarez is shooting 44.8 percent (13-of-29) from the field and an impressive 52.4 percent (11-of-21) from behind the three-point arc ... Her three-point field goal percentage is tops in The American and 22nd in Division I through Dec. 28 ... In addition, she is shooting 70.0 percent from the free-throw line, going 7-for-10 ... She led USF in scoring with 18 points against No. 4/4 Baylor in her first game of the season, and has scored no fewer than eight points in three of the Bulls' other four games.

■ Elena Tsineke has netted double figures in two of the last three games, and is averaging 10.0 points per game on the year ... After scoring just 23 points in her first three games, she has netted 37 in her last three - 16 points against Stetson on Dec. 13, 14 points at Memphis on Dec. 16, and seven at Cincinnati on Dec. 22 ... She started to heat up against No. 4/4 Baylor and No. 6/7 Mississippi State, netting back-to-back nine-point games.

### 2020-21 USF WOMEN'S BASKETBALL MEDIA GUIDE

■ Scan the QR code on the right for a PDF version of the 2020-21 USF women's basketball media guide, which includes staff and player bios, career records, program history and much more.



### USF WEEKLY MEDIA PLANNER

MON. 28	TUE. 29	WED. 30	THURS. 31	FRI. 1	SAT. 2	SUN. 3
Practice, 1 p.m.	Practice, 11 a.m. Depart for Tulsa, 3:30 p.m.	at Tulsa, 7 p.m.  Return to Tampa, TBA	Practice, 2 p.m.	Practice, 12 p.m.	vs. ECU, 4 p.m.	TBA



■ Sydney Harvey took over the team scoring lead with her season high 21-point effort at Cincinnati on Dec. 22 ... She has scored double figures in four of USF's six games this season, against Jacksonville (14 pts.) on Nov. 28, No. 4/4 Baylor (11 pts.) on Dec. 1, at Memphis (12 pts.) on Dec. 16, and at Cincinnati ... She fell just shy of double digits (8 pts.) against No. 6/7 Mississippi State on Dec. 5.

■ Bethy Mununga has picked up right where she left off last year, and that was controlling the glass ... Through games of Dec. 28, Mununga is second in The American, and 11th in the nation in rebounds per game, grabbing 11.3 boards per contest ... She is also second in the AAC and 32nd in the nation in total rebounds, having hauled down 68 in six games ... For her career, Mununga has hauled down double-figure rebounds in 23 games, and has 12 career double-doubles to her credit, including three this season ... She is second in The American and 25th in Division I in double-doubles through Dec. 28.

■ Like Bethy Mununga, Elisa Pinzan has picked up where she left off following the 2019-20 season, although, for Pinzan, in the assist column ... Through games of Dec. 28, Pinzan is second in The American in total assists with 37, and 14th in the nation ... She is also third in the AAC in assists per game - and 12th in the nation, averaging 6.2 per contest ... She had a career high 11 assists at Cincinnati on Dec. 22.

## SCOUTING TULSA

■ Tulsa comes into its game with USF with a 1-2 record on the year and an 0-2 mark in the American Athletic Conference ... The Golden Hurricane have played the fewest games in the conference ... Tulsa has dropped its last two games against UCF (53-42) on Dec. 19, and at Temple (69-52) on Dec. 23 ... Its lone win on the year was against instate foe Oklahoma State (69-62) in its season opener on Dec. 13.

■ Maya Mayberry leads Tulsa in scoring, averaging 13.0 points per game on the year ... She is joined in double figures by Rebecca Lescay (10.7) and Wyvette Mayberry (10.0) ... Desiree Lewis and Elin Hrafnkelsdottir share the team lead on the boards, grabbing 5.3 rebounds per outing.

## THE SERIES VS. THE GOLDEN HURRICANE

■ Wednesday's meeting with Tulsa marks the eighth meeting between USF and Tulsa with the Bulls holding a 7-0 series lead, dating back to the inaugural meeting in February of 2015.

## USF all-time against Tulsa

Feb. 18, 2015	H	W	79-46
Feb. 24, 2016	A	W	72-66
Jan. 7, 2017	H	W	84-68
Feb. 25, 2017	A	W	90-64
Jan. 31, 2018	A	W	71-57
Feb. 16, 2019	H	W	59-48
Jan. 12, 2020	A	W	68-52

## LAST TIME OUT

■ USF got a season high 21 points from Sydney Harvey, who led three players in double figures in the scoring column, as the Bulls won their fourth straight game, 73-61, at Cincinnati on Dec. 22.

■ Harvey was joined in double figures by Bethy Mununga with 13 points and Kristyna Brabencova with 10 points ... In addition to Mununga's 13 points, which tied her season high, she also grabbed a game high 14 rebounds for her 22nd career double-figure rebounding game, and her 12th career double-double ... Elisa Pinzan dished out a career high 11 assists in the win, tied for the 11th most in a single game in program history.

■ The Bulls led by as many as 16 points in the first quarter, 26-10, and used an 11-1 run to close out the first 10 minutes of the contest ... The Bearcats, however, started the second quarter by scoring 10 of the first 12 points, eventually cutting the USF lead to one point ... The Bulls regrouped and took a 33-29 lead into the locker room at the break.

■ Cincinnati found its way over the hump, taking its first lead of the game with 3:59 left in the third quarter, 44-43 ... That lead for the Bearcats lasted only 40 seconds before the Bulls regained control and never let Cincinnati get back on top.

■ Cincinnati tied the score twice in the final quarter, with the latter coming at 55-all with just under seven minutes left in the game ... USF, however, closed the game with an 18-5 run to put the contest out of reach and secure the victory.

## USF WHEN ...

Leading at halftime	5-0
Trailing at halftime	0-1
Tied at halftime	0-0
Overtime	0-0
USF shoots 50% or better from field	0-0
USF shoots 40-49% from field	2-0
USF shoots under 40% from field	3-1
Opp. shoots 50% or better from field	0-0
Opp. shoots 40-49% from field	1-0
Opp. shoots under 40% from field	4-1
USF outrebounds opponent	3-0
Opp. outrebounds USF	2-1
Tied in rebounds	0-0
USF records 10 or more steals	0-0
USF records 15 or more assists	4-0
USF commits less than 15 turnovers	3-0
USF commits 15 or more turnovers	2-1
USF commits less turnovers than opp.	3-0
USF commits more turnovers than opp.	2-1
USF shoots 70% or better from the line	2-1
USF shoots under 70% from the line	3-0
USF scores 59 points or less	0-0
USF scores between 60-69 points	2-1
USF scores between 70-79 points	1-0
USF scores between 80-89 points	2-0
USF scores between 90-99 points	0-0
USF scores more than 100 points	0-0
Two or less Bulls score in double figures	1-0
Three Bulls score in double figures	1-1
Four or more Bulls score in double figures	3-0
USF plays at Yuengling Center	3-1
USF plays on the road	2-0
USF plays at a neutral site	0-0
Playing in November	1-0
Playing in December	4-1
Playing in January	0-0
Playing in February	0-0
Playing in March	0-0
Playing on Saturday	2-0
Playing on Sunday	1-0
Playing on Monday	0-0
Playing on Tuesday	1-1
Playing on Wednesday	1-0
Playing on Thursday	0-0
Playing on Friday	0-0
Playing during the afternoon	4-0
Playing during the evening	1-1
Games decided by three points or less	0-0
Games decided by four to 10 points	2-1
Games decided by 11-20 points	1-0
Games decided by more than 20 points	2-0

## SCORING MARGINS

Points: Margin of victory										
1	2	3	4	5	6	7	8	9	10+	
-	-	-	1	-	-	1	-	-	3	

Points: Margin of defeat										
1	2	3	4	5	6	7	8	9	10+	
-	-	-	-	1	-	-	-	-	-	

## 2020-21 USF STARTING LINEUPS

Forward/Wing	Forward	Forward/Center	Guard	Guard	W-L
Tsineke	Mununga	Leverett	Pinzan	Harvey	5-1

## A LOOK AT THE AMERICAN

## AMERICAN ATHLETIC CONFERENCE STANDINGS (THRU 12/23)

	C-USA	Pct.	Over.	Pct.
USF	2-0	1.000	5-1	.833
UCF	2-0	1.000	4-1	.800
Temple	2-0	1.000	2-3	.400
Houston	1-0	1.000	4-1	.800
Wichita State	0-0	.000	3-2	.600
Tulane	0-2	.000	4-3	.571
Tulsa	0-2	.000	1-2	.333
Memphis	0-2	.000	2-5	.286
Cincinnati	0-2	.000	1-5	.167
SMU	0-2	.000	0-6	.000

## PRESEASON POLL

1. USF (8)	7. Houston
2. UCF (1)	8. Memphis
3. Tulane	9. East Carolina
4. Cincinnati (2)	10. SMU
5. Temple	11. Tulsa
6. Wichita State	

## AMERICAN ATHLETIC CONFERENCE SCHEDULE

## December 30

Memphis at UCF	5 p.m.
USF at Tulsa	7 p.m.
Temple at Tulane	7 p.m.
Wichita State at Houston	8 p.m.

## January 2

Cincinnati at Wichita State	3 p.m.
East Carolina at USF	4 p.m.
Memphis at Tulane	6 p.m.

## January 3

Houston at UCF	12 p.m. (ESPNU)
----------------	-----------------

## January 6

Tulsa at Cincinnati	2 p.m.
Temple at East Carolina	6 p.m.
Wichita State at USF	7 p.m.
Tulane at Houston	TBD

## January 9

Tulane at Cincinnati	2 p.m.
UCF at Temple	2 p.m.
East Carolina at Wichita State	3 p.m.
Memphis at Tulsa	7 p.m.

## DOUBLE DIPPING

■ Six games, four double-doubles for three separate Bulls.

■ Most recently, Bethy Mununga recorded her third double-double of the season with a 13-point, 14 rebound effort at Cincinnati on Dec. 22 ... It was Mununga's 12th career double-double ... On Dec. 13, Mununga posted a 10-point, 11-rebound game against Stetson on Dec. 13 ... Earlier in the season, the former two-time junior college All-American had 13 points and 10 rebounds against No. 4/4 Baylor on Dec. 1 ... It was her second straight game against the Lady Bears - in as many years - with double-digit points and rebounds.

■ Elisa Pinzan logged a 14-point, career high 11-rebound effort against No. 6/7 Mississippi State on Dec. 5 in USF's 67-63 overtime win ... It was Pinzan's first career double-double.

■ Beatriz Jordao got her 2020-21 campaign off to an impressive start after being banged up during the 2019-20 season ... Jordao recorded her second career double-double - and the first since her collegiate debut at Ohio State on Nov. 6, 2018 - with a 12-point and a career high 14-rebound performance against Jacksonville on Nov. 28 ... Jordao's only other double-double was a 17-point, 10-rebound outing against the Buckeyes in a 71-47 rout.

## MISCELLANEOUS USF STATISTICS

## Double Figure Scorers

Sydni Harvey	4
Elisa Pinzan	3
Bethy Munuga	3
Beatriz Jordao	2
Elena Tsineke	2
Kristyna Brabencova	2
Maria Alvarez	1
Shae Leverett	1
Cristina Bermejo	1

## Double-Doubles

Bethy Mununga	3
Beatriz Jordao	1
Elisa Pinzan	1

## Games Leading (Sharing) Scoring Honors

Elisa Pinzan	2
Elena Tsineke	1
Maria Alvarez	1
Kristyna Beabencova	1
Sydni Harvey	1

## Games Leading (Sharing) Rebounding Honors

Bethy Munuga	5
Beatriz Jordao	1

## 2020-21 USF double-doubles

Jordao	Nov. 28 vs. Jacksonville (12 pts./14 rbs.)
Mununga	Dec. 1 vs. Baylor (13 pts./10 rbs.)
Pinzan	Dec. 5 vs. Mississippi St. (14 pts./11 rbs.)
Mununga	Dec. 13 vs. Stetson (10 pts./11 rbs.)
Mununga	Dec. 22 at Cincinnati (13 pts./14 rbs.)

## A DOUBLE-DOUBLE MACHINE

■ Bethy Mununga has been a double-double machine since stepping on USF's campus ... Mununga has 12 double-doubles in her 35 games with the Bulls, including three this season.

## Mununga's career double-doubles

Nov. 5, 2019 vs. Jacksonville	11 pts./12 rbs.
Nov. 12, 2019 vs. Howard	14 pts./11 rbs.
Nov. 15, 2019 vs. VCU	14 pts./12 rbs.
Nov. 19, 2019 vs. No. 2/2 Baylor	16 pts./12 rbs.
Nov. 28, 2019 vs. South Dakota St.	15 pts./12 rbs.
Dec. 30, 2019 vs. Brown	16 pts./14 rbs.
Jan. 22, 2020 at Wichita State	13 pts./15 rbs.
Feb. 13, 2020 at Tulane	11 pts./17 rbs.
Feb. 29, 2020 vs. SMU	13 pts./16 rbs.
Dec. 1, 2020 vs. No. 4/4 Baylor	13 pts./10 rbs.
Dec. 13, 2020 vs. Stetson	11 pts./11 rbs.
Dec. 22, 2020 at Cincinnati	13 pts./14 rbs.

## DROPPIN' DIMES

■ The Bulls were feeling especially giving during Thanksgiving week as they handed out 29 assists

## USF'S LARGEST IN 2019-20

Lead	43 vs. Stetson (83-40)
Deficit	10 vs. Baylor (42-32)
Margin of victory	42 vs. Stetson (85-43)
Margin of defeat	5 vs. Baylor (67-65)
Halftime lead	24 vs. Jacksonville (49-25)
Halftime deficit	1 vs. Baylor (29-28)
Deficit in win	8 vs. Mississippi State (19-11)
Halftime deficit in win	-
Lead in loss	6 vs. Baylor (11-5)
Halftime lead in loss	-

## USF: HOME, ROAD &amp; NEUTRAL

Category	Home	Road	Neutral
Record	3-1	2-0	0-0
Field Goal%	37.5	39.8	-
3-Pt. Field Goal%	31.3	29.7	-
Free Throw%	71.2	63.2	-
Oppt. Field Goal%	32.0	41.8	-
Oppt. 3-Pt. Field Goal%	16.7	16.7	-
Oppt. Free Throw%	59.6	68.6	-
Rebounding Avg.	51.8	38.5	-
Rebounding Margin	+12.5	+6.0	-
Assists/Gm.	20.3	13.0	-
Turnovers/Gm.	13.3	11.5	-
Blocks/Gm.	4.0	6.0	-
Steals/Gm.	5.5	5.0	-
Points/Gm.	74.5	69.0	-
Points Allowed/Gm.	54.8	59.5	-



in their season opener against Jacksonville on Nov. 28 ... The 29 dimes marked USF's seventh most in a single game in program history ... The Bulls also handed out 29 against FIU (Nov. 30, 2016), Grambling (Dec. 18, 2008), and Stetson (Dec. 3, 1983).

■ Elena Tsineke and Mihaela Lazic accounted for 12 of the Bulls' 29 assists against the Dolphins ... Tsineke dished out a career high seven assists while Lazic's five also marked a career-best.

■ Coming into the Tulsa game, USF is tops in The American in total assists with 107, and first in the AAC, and 29th in Division I in assists per game, recording 17.8 per outing.

■ Elisa Pinzan is currently second in The American in total assists with 37, and third in the conference, and 12th nationally in assists per game, handing out 6.2 per contest.

#### DON'T STOP THE PINZANITY!!

■ Elisa Pinzan has been the premier distributor of the ball for the past two plus seasons, averaging 4.1 assists per game during her career with the Bulls ... Coming into the Tulsa game, Pinzan has handed out five-or-more assists 26 times ... In addition, she has handed out seven-plus assists 14 times.

■ After dishing out, a then, career best nine assists, two times, Elisa Pinzan finally established a new career high with 11 handouts at Cincinnati on Dec. 22 ... Her 11 dimes is tied for the 11th most in a single game in program history.

#### Pinzan's career games with five-plus assists

11	_____	at Cincinnati (Dec. 22, 2020)
9	_____	Mississippi State (Dec. 5, 2020)
9	_____	SMU (Feb. 29, 2020)
8	_____	VCU (Nov. 15, 2019)
8	_____	vs. Tulane (March 8, 2019)
8	_____	Bethune Cookman (Nov. 15, 2018)
7	_____	Temple (Feb. 9, 2020)
7	_____	at Wichita State (Jan. 22, 2020)
7	_____	at Temple (Jan. 16, 2020)
7	_____	at Tulsa (Jan. 12, 2020)
7	_____	Alabama State (Dec. 6, 2019)
7	_____	Wichita State (Feb. 23, 2019)
7	_____	Tulsa (Feb. 16, 2019)
7	_____	Oklahoma (Nov. 18, 2018)
6	_____	Baylor (Dec. 1, 2020)
6	_____	at Memphis (2/22/20)

#### GETTING SOCIAL WITH THE BULLS

■ Fans are encouraged to follow @USFWBB on Twitter, and "Like" USF women's basketball on Facebook ([www.Facebook.com/USFwomensbasketball](http://www.Facebook.com/USFwomensbasketball)) for the latest Bulls' basketball news ... Follow all of USF's athletic teams on Twitter (@USFAthletics), Facebook (Facebook.com/USFAthletics), YouTube (BullsVision), and Instagram (USFAthletics).

6	_____	Tulane (Jan. 25, 2020)
6	_____	at Baylor (Nov. 19, 2019)
6	_____	Memphis (Jan. 23, 2019)
6	_____	vs. Virginia (Dec. 21, 2018)
5	_____	East Carolina (Feb. 25, 2020)
5	_____	at UCF (Jan. 19, 2020)
5	_____	Texas (Nov. 8, 2019)
5	_____	Jacksonville (Nov. 5, 2019)
5	_____	UConn (March 3, 2019)
5	_____	vs. UCLA (Nov. 24, 2018)

#### THE BULLS HAVE BEEN TREMENDOUS ...

■ USF has had the hot hand from behind the three-point arc, hitting 48 shots from long range in its first six games ... The Bulls are first in The American in three-point field goals made, through games of Dec. 28.

■ Sydni Harvey leads the way for the Bulls with 12 treys made on the year, followed by Maria Alvarez with 11 threes ... Elena Tsineke has eight, and Elisa Pinzan and Kristyna Brabencova each have with seven apiece.

#### ... OPPONENTS NOT SO MUCH

■ USF has wreaked havoc defensively with its opposition around the three-point line in its first six games ... The Bulls have held their opponent to a dismal 16.7 percent (12-for-72), including a combined 2-for-24 (0.08 percent) by No. 4/4 Baylor (0-for-11) and Mississippi State (2-for-13).

■ Through Dec. 28, the Bulls lead the nation in three-point field goal percentage defense.

#### CHAIRWOMEN OF THE BOARDS ...

■ The Bulls have been a force on the boards this season at both the conference and national levels ... USF comes into its game with Tulsa first in The American in rebounds per game, and 18th nationally (47.3), and third in The American in total rebounds (284) ... In addition, the Green and Gold leads the AAC in rebounding margin with a +10.3 difference.

■ USF has been particularly impressive on the offensive glass, leading The American, averaging 19.0 boards per contest, also good enough for sixth in the nation.

### TOP 25 RANKINGS

#### ASSOCIATED PRESS (Dec. 28)

1.	Stanford	7-0
2.	Louisville	5-0
3.	NC State	8-0
4.	Connecticut	5-0
5.	South Carolina	5-1
6.	Arizona	7-0
7.	<b>Baylor</b>	<b>7-1</b>
8.	Oregon	7-0
9.	Texas A&M	9-0
10.	Arkansas	9-1
11.	UCLA	5-2
12.	<b>Mississippi State</b>	<b>5-1</b>
13.	Kentucky	7-1
14.	Maryland	5-1
15.	Northwestern	4-0
16.	Michigan	5-0
17.	Ohio State	4-0
18.	DePaul	5-2
19.	Texas	6-1
20.	Indiana	4-2
21.	<b>USF</b>	<b>5-1</b>
22.	Syracuse	5-1
23.	Gonzaga	5-2
24.	Missouri State	4-2
25.	Michigan State	7-0

**Also Receiving Votes:** Georgia 33; North Carolina 27; South Dakota State 24; Oregon St. 20; Iowa State 12; Tennessee 10; Arizona State 8; Rutgers 6; Iowa 6; Georgia Tech 4; Wake Forest 4; Rice 3; Alabama 2.

#### USA TODAY/WBCA COACHES POLL (Dec. 29)

1.	Stanford	7-0
2.	Louisville	5-0
3.	NC State	8-0
4.	South Carolina	5-1
5.	Connecticut	5-0
6.	<b>Baylor</b>	<b>7-1</b>
7.	Oregon	7-0
8.	Arizona	7-0
9.	Texas A&M	9-0
10.	Arkansas	9-1
11.	Kentucky	7-1
12.	UCLA	5-2
13.	<b>Mississippi State</b>	<b>5-1</b>
14.	Maryland	5-1
15.	Ohio St.	4-0
16.	Northwestern	4-0
17.	Michigan	5-0
18.	Indiana	4-2
19.	Texas	6-1
20.	Syracuse	5-1
21.	DePaul	5-2
22.	<b>USF</b>	<b>5-1</b>
23.	Gonzaga	6-2
24.	Missouri St.	4-2
25.	South Dakota State	7-2

**Also Receiving Votes:** Michigan St. 31; Georgia 30; Virginia Tech 22; Arizona State 20; Florida State 18; Clemson 16; Iowa 14; Florida Gulf Coast 13; Rutgers 7; Oregon St. 6; North Carolina 6; Tennessee 3; IUPUI 3; **UCF 3**; North Dakota State 1; Georgia Tech 1.

## CHART CLIMBERS

■ Shae Leverett keeps moving up the career blocked shots list with 88 rejections for her career, coming into the Tulsa game ... With that total, Leverett sits in eighth place just five blocks shy of equaling Courtney Williams (2012-16) in seventh with 93.

■ Leverett also comes into Tulsa with 557 career rebounds, and in sole possession of 18th place on USF's career rebounding list ... Next up is ChiChi Okpaleke (2004-08) in 17th place with 580 career rebounds.

■ Elisa Pinzan currently has 261 career assists, placing her in 18th all-time on the school's career rebounding list ... Against Cincinnati, on Dec. 22, Pinzan's career high 11 assists moved her into 17th place, surpassing Jasmine Wynne (2008-12) and her 258 career handouts ... She is currently one assist shy of tying Laura Ferreira (2014-19) in 16th place.

## USF TABBED FIRST IN PRESEASON AAC POLL

■ USF has been picked to finish atop the American Athletic Conference this season in the league's preseason coaches poll ... It marks the first time in program history that the Bulls have been selected first in a preseason conference poll.

■ USF earned the top spot with 98 total points and eight of the 11 first-place votes ... UCF (79) was picked to finish second and Tulane (78) third, while Cincinnati (73) and Temple (57) round out the top five teams in the preseason poll ... Wichita State (54), Houston (49) and Memphis (40) were slotted sixth through eighth, respectively, with East Carolina (36), SMU (31) and Tulsa (10) rounding out the bottom three teams ... UCF (1) and Cincinnati (2) were the only two other schools to earn first place votes.

■ During the first seven years of The American, the Bulls were picked second five times (2014-15, 2015-16, 2017-18, 2018-19, 2019-20), behind previous AAC member, UConn, which was selected first all seven seasons ... USF finished third in 2013-14 and 2016-17.

## TSINEKE NAMED TO WEEKLY HONOR ROLL

■ Elisa Pinzan helped to guide USF to its lone win of the week, a 65-58 victory at Memphis in the American Athletic

Conference opener for both schools, earning her American Athletic Conference weekly Honor Roll recognition on Dec. 21 ... Pinzan led four players in double figures with a team high 19 points, on 5-for-12 (41.7 percent) shooting from the field and 7-of-9 (77.8 percent) from the charity stripe in the win ... She also dished out three assists and had one steal in a complete 40 minutes of action.

■ Elena Tsineke was rewarded for her performance against Stetson, on Dec. 13, by being named to the American Athletic Conference weekly Honor Roll ... led USF to an 85-43 defeat of in-state foe Stetson ... Tsineke scored a game high 16 points, in 22 minutes of action, shooting 50 percent (5-for-10) from the field, including at a 57.1 percent (4-for-7) clip from behind the three-point arc, and a perfect 2-for-2 from the free-throw line ... In addition, she had four rebounds, recorded a career high two blocked shots, and had one assist and a steal.

■ Elisa Pinzan was named the American Athletic Conference Player of the Week for the week ending Dec. 6, for her performances against No. 4/4 Baylor and No. 6/7 Mississippi State.

■ Pinzan helped to guide USF to its biggest victory in program history, a thrilling 67-63 overtime win over No. 6 Mississippi State on Dec. 5 ... She logged her first career double-double against the Bulldogs with 14 points and a career high 11 rebounds, while falling one assist shy of a triple-double ... Pinzan also had three steals in just over 40 minutes of play ... Earlier in the week, she dished out six assists in a heartbreaking 67-62 loss to No. 4 Baylor on Dec. 1.

■ In addition, for her efforts, Pinzan was also named to the NCAA Women's Basketball Starting Five.

■ To open the season, Beatriz Jordao was named to the American Athletic Conference Honor Roll for the week ending Nov. 29 ... Jordao netted 12 points and a career high 14 rebounds in the Bulls' 84-46 season-opening win against Jacksonville on Nov. 28 ... In addition to a career high-tying four blocked shots, Jordao also was nearly perfect from the field against the Dolphins, shooting 6-of-7 from the floor (85.7 percent).

## USF's 2020-21 Weekly AAC Honorees

Beatriz Jordao \_\_\_\_\_ AAC Honor Roll (Nov. 30)  
Elisa Pinzan \_\_\_\_\_ AAC Player of the Week (Dec. 7)  
Elena Tsineke \_\_\_\_\_ AAC Honor Roll (Dec. 13)  
Elisa Pinzan \_\_\_\_\_ AAC Honor Roll (Dec. 21)

## FERNANDEZ WITHIN REACH OF MILESTONE: 400 CAREER WINS

■ Jose Fernandez enters the 2020-21 season - his 21st as a head coach - within reach of a milestone victory ... Fernandez currently boasts a 378-273 career coaching record with the Bulls, just 22 wins shy of his 400th career win ... Fernandez won his 350th game on Feb. 23, 2019, when the Bulls defeated Wichita State in the Yuengling Center, 55-46.

■ Coming into the season, only 140 coaches (with a minimum of 10 years in Division I) have reached the 400-win marker.

## FERNANDEZ AMONG THE AMERICAN'S ELITE

■ Fernandez also comes into the season as one of the elite coaches in the The American ... Entering his 21st season, the Miami native is second all-time in overall wins - only trailing UConn head coach Geno Auriemma (252) - while coaching in the AAC with 167 victories, and is sixth all-time in winning percentage (68.2 percent, 167-78); third among head coaches with 100 or more games coached in the conference.

■ In addition, in career American Athletic Conference league games, Fernandez is third all-time in conference wins with 85, and tied for third in conference winning percentage (70.8 percent, 85-35); second with over 100 games coached in the AAC.

## HOME, SWEET HOME

■ To say that the Bulls have defended their home court over the last five seasons is an understatement ... USF comes into the 2020-21 campaign with a dominating 78-16 record at the Yuengling Center since the 2014-15 season ... The Green and Gold has dropped just one game in two of the five seasons, with those coming during the 2017-18 (13-1) and 2015-16 (15-1) seasons ... The Bulls were 14-2 on their home floor in 2019-20.

## 2020-21 USF HONORS

### Sydni Harvey

■ AAC Weekly Honor Roll (Dec. 28)

### Beatriz Jordao

■ AAC Weekly Honor Roll (Nov. 30)

### Bethy Mununga

■ College Sports Madness AAC Player of the Week (Dec. 7)  
■ Preseason Katrina McClain Award Watch List

### Elisa Pinzan

■ AAC Weekly Honor Roll (Dec. 21)  
■ NCAA Starting Five (Dec. 9)  
■ AAC Player of the Week (Dec. 7)  
■ Preseason All-AAC Second Team

### Elena Tsineke

■ AAC Weekly Honor Roll (Dec. 14)  
■ Preseason All-AAC Second Team

### Seasons with four or fewer home losses since the beginning of the 2014-15 season

2019-20	14-2
2017-18	13-1
2016-17	10-4
2015-16	15-1
2014-15	13-3

■ USF has proven to be one of the elite teams in the American Athletic Conference, and to do that you need to win games at home ... The Bulls are 37-13 in AAC games at home, and were 29-5 prior to the 2018-19 season.

■ Games at the Yuengling Center are no vacation for nonconference foes when they come to Tampa ... Over the last six seasons, the Bulls have posted a 39-3 record in nonconference games at home ... USF has won 24-of-25 nonconference games, and 36 of its last 38, with the only losses coming to Louisville during the 2016-17 season and Baylor this season.

■ During the last six years, the likes of Oklahoma, LSU, Louisville, Penn State, Oklahoma State, St. John's, Texas, Baylor and Mississippi State have visited USF for nonconference matchups.

### MORE WITH LESS

■ Although it wasn't as bad as the 2018-19 campaign when USF lost three potential all-conference players to season-ending injuries, but for the second-straight year - during the 2019-20 campaign - the Bulls were hit with the injury bug in a big way ... USF had seven players, to end the season, who missed a total of 73 games, and the Bulls were still within reach of winning 20 games for the ninth time during Jose Fernandez's head coaching tenure, and were poised for another trip to the postseason ... Of the seven players, two - Mihaela Lazic and Maria Alvarez - were lost for the season.

■ During the 2018-19 campaign, a total of six players missed a combined 86 games due to injury.

### Games missed during 2019-20 due to injury

PG	Mihaela Lazic (back - season ending)	31
G	Maria Alvarez (knee - season ending)	17
G	Sydni Harvey (knee)	10
W	Kristyna Brabencova (ankle, illness)	7
PG	Elisa Pinzan (ankle)	5
F	Bethy Mununga (hamstring)	3


**Note** - Elena Tsineke was ruled ineligible by the NCAA for the first five games of 2019-20 and did not play ... She is not included in this figure.

### TSINEKE, PINZAN EARN ALL-AAC HONORS

■ In addition to the Bulls being picked first in The American preseason poll, sophomore guard Elena Tsineke and junior guard Elisa Pinzan were recognized by the league's coaches, being named to the AAC Preseason All-Conference Second Team ... Both players were also honored at the conclusion of the 2019-20 campaign.

■ Tsineke, the team's top returning scorer from a year ago, averaged 12.4 points per game in 2019-20 and 12.6 points per outing in AAC games, en route to being named

## NCAA SELECTS TAMPA BAY TO HOST FOUR SIGNATURE D-I EVENTS; WOMEN'S FINAL FOUR MAKES FOURTH STOP IN TAMPA



■ On Wednesday, Oct. 14, 2020, the National Collegiate Athletic Association (NCAA) announced that Tampa Bay has been selected as the host site of four major NCAA Championships, which includes the 2023 Division I Men's Frozen Four, 2023 Division I Women's Volleyball Championship, 2025 NCAA Division I Women's Final Four and 2026 NCAA Division I Men's Basketball First and Second Rounds.

In 2023, Tampa Bay will have the unique opportunity to host the Men's Frozen Four and Women's Volleyball Championship in the same calendar year, both at Amalie Arena. This marks Tampa Bay's third time hosting the Men's Frozen Four (2012, 2016) and second time hosting the Women's Volleyball Championship (2009).

In 2025, Tampa Bay will welcome the Women's Final Four back for a record fourth time. Tampa Bay has welcomed more fans in Women's Final Four history than any other city, with a combined 123,039 fans attending in 2008, 2015 and 2019. In 2019, sellout crowds in Amalie Arena totaled 40,189 fans as the Baylor Lady Bears claimed the national championship.

- ✓ 2023 NCAA Division I Men's Frozen Four (University of Wisconsin)
- ✓ 2023 NCAA Division I Women's Volleyball Championship (USF)
- ✓ 2025 NCAA Division I Women's Final Four (USF)
- ✓ 2026 NCAA Division I Men's Basketball First and Second Rounds (USF)



GAMEDAY. EVERY DAY.



The American Freshman of the Year, Third Team All-Conference and to the AAC All-Freshmen Team.

■ Tsineke shot 37.3 percent (115-307) from the field and hit 44 of her 138 shots from behind the three-point arc (31.9 percent), while also leading The American in free-throw shooting percentage, hitting 88.2 percent (60-for-68) from the charity stripe ... She tallied double figures in 18 games on the year in 27 games played, and poured in 20-or-more points four times during her rookie campaign, including a career-high 25 points in a dominating 99-51 win over Temple.

■ Pinzan established herself as one of the top point guards in The American during the 2019-20 campaign, while joining Tsineke as an All-Conference Third Team selection at the end of the year ... She averaged 9.0 points per game, 4.5 assists per outing, and 2.9 rebounds per contest, in 27 games, including 24 starts ... Despite missing five games during the season due to an ankle injury, Pinzan was the conference leader in assists per game, and was fourth in total assists (121) ... In addition, she scored in double figures in 10 games on the year and handed out five-or-more assists 14 times.

#### MUNUNGA NAMED TO KATRINA MCCLAIN PRE-SEASON WATCH LIST

■ Bethy Mununga is one of 20 players to be named to the Katrina McClain Watch List as the top power forward in America, as given by the Naismith Memorial Basketball Hall of Fame and the Women's Basketball Coaches Association ... Mununga is the lone representative of the American Athletic Conference.

■ Mununga proved to be one of the top post players in The American, during her first season with the Bulls, after transferring from Northeastern Oklahoma A&M ... She was third on the team in scoring, averaging 9.2 points per game, and tops in rebounding, grabbing 10.1 boards per contest ... Mununga's rebounds per game average was second in The American, along with her total rebounds (292), in addition to being ranked 32nd and 36th in the nation, respectively ... She averaged 3.8 offensive rebounds per game, good enough for second in The American and 26th in the nation.

#### LACING 'EM UP AGAINST THE BEST

■ The landscape of Division I basketball scheduling was drastically changed due to the COVID-19 pandemic, however, one thing that remains a constant is the fact that the Bulls will still challenge themselves during the nonconference portion of their schedule, despite only four nonconference games ... Highlighting the Bulls' out-of-conference slate - both at home nonetheless - will be Baylor (Dec. 1) and Mississippi State (Dec. 8), with the Bulldogs as part of the AAC/SEC Challenge.

■ The Bulls will also face in-state foes Jacksonville (Nov. 28) and Stetson (Dec. 13).

■ USF was scheduled to take part in the inaugural Battle 4 Atlantis, at the Atlantis Resort in Paradise Islands, Bahamas, against a field that also included; Central Michigan, Marquette, Minnesota, Oklahoma, Oregon, South Carolina, and Syracuse. The Bulls, however, pulled out of the event due to concerns related to COVID-19.

#### PRIMED FOR THE POSTSEASON

■ USF has made 15 postseason tournament appearances and had six NCAA Tournament berths in head coach Jose Fernandez's 20 seasons ... The all-time winningest coach in program history, Fernandez has guided USF to nine 20-win seasons, two WNIT Final Four appearances, the 2009 WNIT championship and won more than 370 games.

■ Boasting a 19-13 record through the end of the American Athletic Conference Tournament last season, the Bulls were poised to make their 16th postseason appearance before the NCAA shut the season down due to the COVID-19 pandemic.

#### NEW KIDS ON THE BLOCK

■ The Bulls welcome four players to this year's 2020-21 roster, including a Division I transfer (Tereza Vitulova) and three freshmen (Jade Blagrove, Sara Guerreiro, and Angelee Rodriguez).

■ Vitulova (Domaš, Czech Republic) comes to USF after two very successful seasons at the University of Wyoming, where she was named All-Mountain West Conference following her sophomore year ... During the 2019-20 season, she played in and started all 29 games during the season for the Cowgirls, averaging 25.1 minutes per game, and averaged a team-high 14.2 points and 5.6 rebounds per game to go along with 0.5 assists per outing ... She shot a Mountain West-best 54.8 percent (176-for-321) from the field while shooting 44.2 percent (19-for-43) from three and 85.1 percent (40-for-47) from the free throw line ... Vitulova reached double-figure scoring 22 times, at least 20 points six times and at least 30 points once ... She scored a career-high 30 points against San Diego State (Jan. 22, 2020).

■ Guerreiro (Seixal, Portugal) played for Quinta Dos Lombos in Lisbon, Portugal, the same team as current Bull Beatriz Jordao ... She brings extensive high-level international experience ... Averaged 5.9 points and 3.0 rebounds per game while shooting 52.7 percent from the field and 83.3 percent from the free-throw line for Quinta Dos Lombos ... On the international stage during the summer of 2019, Guerreiro split time with Portugal's U20 national team, averaging 8.0 points, 1.7 rebounds and 1.5 assists per outing ... Logged 9.0 points and 4.1 rebounds per outing with the U18 national team.

■ Blagrove (Barendrecht, Netherlands) averaged 17.6 points and 10.0 rebounds per game before the season was shut down in March due to the COVID-19 pandemic ... She was voted the Most Valuable Player in the 2019 European Girls Basketball League (EGBL) Tournament held in Minsk, Belarus ... During the 2018-19 season, Blagrove helped Orange Lions Academy to the U20 EGBL Cup, and also spent time with the Netherlands U14, U16 and U18 national teams. ... Ranked 26th in the world, the Netherlands finished sixth in the 2018 U18 European Championships in Oberwart, Austria.

■ After being named to the South Florida Sun Sentinel Preseason Next Five prior to her senior campaign, Rodriguez (Las Piedras, Puerto Rico) averaged 8.8 points, 9.5 rebounds and 1.5 blocked shots per game as a senior at St. Thomas Aquinas (STA) High School in Ft. Lauderdale ... As a senior, she helped the Raiders to a 20-8 record - and a No. 12 ranking among all FHSAA 6A schools - while helping to guide STA to the regional semifinals before losing to eventual 6A state champion Blanche Ely.



WHERE USF RANKS AS A TEAM IN THE NCAA (THROUGH DECEMBER 3)

NCAA STATISTICS

South Fla. - 2020-21 Women's Basketball Ranking Summary thru games 12/28/2020

Statistic	National Conference		Value National Leader		Conference Value Leader
Assist Turnover Ratio (325 ranked)	12	1	1.41 Stanford Ohio St.	1.85 South Fla.	1.41
Assists (325 ranked)		1	107 Baylor	209 South Fla.	107
Assists Per Game (325 ranked)	29	1	17.8 Baylor	26.1 South Fla.	17.8
Blocked Shots (324 ranked)	69	2	26 Georgia	56 Cincinnati	30
Blocked Shots Per Game (323 ranked)	70	2	4.3 Morehead St.	8.7 Cincinnati	5.0
Defensive Rebounds per Game (26 ranked)			Hawaii	36.0	
Fewest Fouls (325 ranked)	151	6	103 UC Davis	18 Tulsa	49
Fewest Turnovers (325 ranked)	91	2	76 UC Davis	14 Tulsa	40
Field-Goal Percentage (325 ranked)	218	8	38.2 UConn	56.6 Wichita St.	45.7
Field-Goal Percentage Defense (325 ranked)	37	1	35.0 Utah Valley	26.4 South Fla.	35.0
Free Throw Attempts (324 ranked)	79	3	130 Arkansas	267 East Carolina	150
Free Throws Made (325 ranked)	91	4	88 Arkansas	189 East Carolina	97
Free-Throw Percentage (325 ranked)	182	2	67.7 Boston College	84.7 Memphis	68.5
Offensive Rebounds per Game (29 ranked)	6	1	19.0 Wright St.	21.2 South Fla.	19.0
Personal Fouls Per Game (325 ranked)	124	4	17.2 Sacramento St. Portland St.	12.0 Tulane	14.4
Rebound Margin (325 ranked)	32	1	10.3 Hawaii	25.0 South Fla.	10.3
Rebounds (325 ranked)	68	3	284 North Carolina	449 Memphis Tulane	291 291
Rebounds Per Game (325 ranked)	18	1	47.33 Baylor	53.12 South Fla.	47.33
Scoring Defense (325 ranked)	34	2	56.3 Utah Valley	45.0 UCF	51.2
Scoring Margin (325 ranked)	44	1	16.3 Baylor	41.4 South Fla.	16.3
Scoring Offense (325 ranked)	105	2	72.7 New Mexico	103.7 Houston	74.0
Steals (324 ranked)	236	9	32 SFA	142 East Carolina	100
Steals Per Game (324 ranked)	290	11	5.3 Rutgers	16.3 East Carolina	12.5
Three Pt FG Defense (325 ranked)	1	1	16.7 South Fla. UIW	16.7 South Fla.	16.7
Three-Point Field Goals Attempted (147 ranked)	52	1	158 FGCU	329 South Fla.	158
Three-Point Field Goals Made (325 ranked)	59	1	48 FGCU	103 South Fla.	48
Three-Point Field Goals Per Game (325 ranked)	47	2	8.0 New Mexico	12.7 Houston	8.6
Three-Point Field-Goal Percentage (325 ranked)	169	5	30.4 Long Beach St. UC Davis	50.0 UCF	42.5
Turnover Margin (325 ranked)	82	4	2.83 Northwestern	14.25 Tulsa	6.67
Turnovers Forced (325 ranked)	210	9	15.50 Grand Canyon	26.62 East Carolina	21.88
Turnovers Per Game (325 ranked)	25	1	12.7 Colorado St.	10.1 South Fla.	12.7
Won-Lost Percentage (297 ranked)	42	1	83.3 26 teams tied	100.0 South Fla.	83.3



## WHERE USF RANKS INDIVIDUALLY IN THE NCAA (THROUGH DECEMBER 3)

Statistic	Player	National Rank	Conference Rank	Value	National Leader	Value	Conference Leader	Value
Assist Turnover Ratio (250 ranked)	Elisa Pinzan	13	1	4.62	Allie Best, Marist	21.00	Elisa Pinzan, South Fla.	4.62
Assists (149 ranked)	Elisa Pinzan	14	2	37	Mayra Caicedo, Little Rock	56	Aerial Wilson, Memphis	47
Assists Per Game (247 ranked)	Elisa Pinzan	12	3	6.2	Rachel Hakes, Fairfield	8.8	Asonah Alexander, Temple	7.5
Blocked Shots (105 ranked)	Beatriz Jordao	82	2	9	Natasha Mack, Oklahoma St.	27	Tiara Chambers, East Carolina	14
Blocked Shots Per Game (213 ranked)	Beatriz Jordao	77	2	1.80	Sage Stobart, UC Davis	5.00	Asonah Alexander, Temple	2.25
	Shae Leverett	181	10	1.17				
Defensive Rebounds per Game (28 ranked)					Elizabeth Kitley, Virginia Tech	9.9	Asonah Alexander, Temple	7.8
Double Doubles (25 ranked)	Bethy Mununga	25	2	3	Unique Thompson, Auburn	7	Dulcy Mendiadeu Fankam, Memphis	4
Field Goal Attempts (143 ranked)					Ashley Joens, Iowa St.	160	Taniyah Thompson, East Carolina	113
Field Goals Made (143 ranked)					Ashley Joens, Iowa St.	81	Ilmar'l Thomas, Cincinnati	65
Field-Goal Percentage (250 ranked)					Ariyah Copeland, Alabama	71.4	Ilmar'l Thomas, Cincinnati	64.4
Final Points (191 ranked)					Ashley Joens, Iowa St.	233	Ilmar'l Thomas, Cincinnati	169
Free Throw Attempts (139 ranked)					Anastasia Hayes, Middle Tenn.	71	Arsula Clark, Tulane	47
Free Throws Made (131 ranked)					Ashley Joens, Iowa St.	54	Ilmar'l Thomas, Cincinnati	38
Free-Throw Percentage (250 ranked)					13 players tied	100.0	Lashonda Monk, East Carolina	83.3
Minutes Played (150 ranked)					Stephanie Visscher, SFA	306:47	Aerial Wilson, Memphis	257:21
Minutes Played Per Game (150 ranked)					Johanna Muzet, Rhode Island	45.49	Asonah Alexander, Temple	40.87
Offensive Rebounds per Game (27 ranked)	Bethy Mununga	27	2	4.0	Unique Thompson, Auburn	6.4	Dulcy Mendiadeu Fankam, Memphis	4.9
Points Per Game (250 ranked)					Anastasia Hayes, Middle Tenn.	28.8	Ilmar'l Thomas, Cincinnati	28.2
Rebounds (148 ranked)	Bethy Mununga	32	2	68	Unique Thompson, Auburn	122	Dulcy Mendiadeu Fankam, Memphis	84
Rebounds Per Game (246 ranked)	Bethy Mununga	11	2	11.3	Unique Thompson, Auburn	15.2	Dulcy Mendiadeu Fankam, Memphis	12.0
Steals (117 ranked)					Chasity Patterson, Kentucky	40	Dominique Claytor, East Carolina	24
Steals Per Game (242 ranked)					Chasity Patterson, Kentucky	5.00	Rebecca Lescay, Tulsa	3.33
Three-Point Field Goals Attempted (139 ranked)	Sydni Harvey	108	2	39	Kendall Spray, Clemson	73	Madison Griggs, Memphis	54
Three-Point Field Goals Made (137 ranked)					Kendall Spray, Clemson	32	Madison Griggs, Memphis	15
Three-Point Field Goals Per Game (241 ranked)	Maria Alvarez	134	2	2.20	Sam Lewis, Fairfield	4.75	Maya Mayberry, Tulsa	3.00
	Sydni Harvey	164	4	2.00				
Three-Point Field-Goal Percentage (211 ranked)	Maria Alvarez	22	1	52.4	Meghan Oberg, San Jose St.	80.0	Maria Alvarez, South Fla.	52.4
	Sydni Harvey	198	4	30.8				
Triple Doubles (1 ranked)					5 players tied	1		

## USF TV/RADIO PHOTO ROSTER

0



**Tereza  
VITULOVA**

C | 6-2 | Jr.  
Domašo, Czech Rep.


1



**Maria  
ALVAREZ**

G | 5-7 | So.  
Bal Harbour, Fla.

2



**Mihaela  
LAZIC**

PG | 5-6 | R-Fr.  
Slavonski Brod, Croatia

3



**Sydni  
HARVEY**

G | 5-10 | Jr.  
Nashville, Tenn.

4



**Elisa  
PINZAN**

PG | 5-8 | Jr.  
Murano, Italy

5



**Elena  
TSINEKE**

G | 5-8 | So.  
Thessaloniki, Greece

11



**Jade  
BLAGROVE**

F | 6-2 | Fr.  
Barendrecht, Neth.

12



**Cristina  
BERMEJO**

W | 6-1 | So.  
Sant Just Desvern, Spain

13



**Sara  
GUERREIRO**

G | 5-8 | Fr.  
Seixal, Portugal

20



**Bethy  
MUNUNGA**

F | 6-0 | Sr.  
Zellik, Belgium


21



**Shae  
LEVERETT**

C | 6-2 | Post Bacc.  
Rincon, Ga.

22



**Kristyna  
BRABENCOVA**

W | 6-0 | So.  
Brno, Czech Rep.


24



**Angelee  
RODRIGUEZ**

F/C | 6-2 | Fr.  
Oakland Park, Fla.

31



**Beatriz  
JORDAO**

C | 6-3 | Jr.  
Pombal, Portugal

34



**Silvia  
SERRAT**

F | 6-1 | R-Jr.  
Banyoles, Spain

## USF ALL-TIME IN OVERTIME

■ **Overtime Games: 27-13**  
 ■ **21-8 under Jose Fernandez**

Year	Opponent	W/L	Score
2/21/75	vs. Rollins	W	64-62 (OT)
2/18/78	at Florida State	L	76-84 (OT)
12/3/81	at Youngstown State	W	63-61 (OT)
12/17/83	Florida A&M	W	66-64 (OT)
1/22/84	Alabama State	W	102-96 (3OT)
2/15/84	Florida Southern	L	61-64 (OT)
1/30/93	Virginia Tech	L	83-85 (OT)
2/15/93	at Mercer	L	72-73 (OT)
1/8/94	Charlotte	W	77-69 (OT)
12/4/98	Chattanooga	W	77-76 (OT)
12/16/98	Minnesota	L	64-68 (OT)

12/18/00	Western Kentucky	L	81-84 (OT)
1/28/01	Memphis	L	71-81 (OT)
11/30/02	Bethune-Cookman	W	66-59 (OT)
2/2/04	#18 TCU	W	89-84 (2OT)
2/6/04	at Cincinnati	W	66-64 (OT)
12/1/04	at #8 Connecticut	L	65-75 (OT)
12/7/05	#11 DePaul	W	79-77 (OT)
1/28/06	at #21 Notre Dame	W	68-64 (OT)
12/29/06	at Saint Joseph's	W	80-76 (OT)
1/13/07	Notre Dame	W	87-78 (OT)
11/28/08	vs. Iowa	W	82-79 (OT)
3/8/08	vs Syracuse	W	68-67 (OT)
1/10/09	St. John's	W	81-71 (OT)
3/21/09	FGCU	W	88-81 (OT)
11/13/09	Florida A&M	L	73-68 (OT)

11/28/09	Loyola Marymount	W	77-71 (OT)
12/18/10	UNLV	W	59-54 (OT)
11/12/11	vs. Arkansas	L	65-61 (OT)
11/23/11	vs. Central Michigan	W	86-80 (OT)
1/17/12	DePaul	W	66-63 (OT)
2/27/12	Providence	W	64-56 (OT)
11/13/12	at Clemson	W	75-73 (OT)
1/8/13	Notre Dame	L	75-71 (OT)
3/25/13	vs. California	L	82-79 (OT)
12/21/14	at Penn State	W	90-87 (OT)
1/20/16	at Memphis	L	88-87 (OT)
12/20/17	vs Dayton	W	93-87 (OT)
2/18/18	at UCF	W	77-68 (OT)
12/5/20	#6 Mississippi St.	W	67-63 (OT)

## USF VS. RANKED OPPONENTS

■ **Overall vs. Ranked Opponents: 17-89**  
 ■ **15-89 under Jose Fernandez**

Date	Opponent	Rank	Score
1/31/94	Southern Miss	24	W, 80-74
2/23/97	Tulane	24	W, 80-71
12/28/02	Connecticut	2	L, 56-72
1/19/03	at DePaul	24	L, 57-63
1/4/04	at Georgia	12	L, 65-92
1/18/04	DePaul	17	L, 74-84
1/31/04	Houston	24	L, 57-62
2/2/04	TCU	18	W, 89-84 (2OT)
11/14/04	at Duke	6	L, 50-82
12/1/04	at Connecticut	8	L, 65-75 (OT)
1/30/05	at DePaul	17	L, 66-74
12/2/05	at North Carolina	7	L, 47-71
12/7/05	DePaul	11	W, 79-77 (OT)
12/10/05	Michigan State	13	L, 66-81
12/30/05	at LSU	3	L, 44-87
1/11/06	Rutgers	10	L, 65-66
1/24/06	at Connecticut	5	L, 47-77
1/28/06	at Notre Dame	21	W, 68-64 (OT)
2/5/06	at St. John's	25	L, 71-78
12/3/06	at Michigan State	20/18	L, 71-79
12/12/06	vs. Vanderbilt	12/12	L, 68-76
1/3/07	LSU	6/6	L, 48-60
1/16/07	Louisville	15/15	W, 74-58
1/20/07	at Pittsburgh	25/RV	L, 48-73
2/20/07	Connecticut	3/3	L, 67-81
2/24/07	at Marquette	19/19	L, 63-75
3/4/07	vs. Connecticut	3/3	L, 54-74
11/15/07	vs. Duke	10/9	L, 52-89
1/5/08	West Virginia	17/16	L, 73-79
1/30/08	at Connecticut	1/1	L, 48-71
2/5/08	DePaul	25/25	W, 78-73
2/16/08	Rutgers	5/4	L, 50-71
2/27/08	at Notre Dame	14/14	L, 49-92

3/9/08	vs. West Virginia	14/18	L, 42-64
11/27/08	vs. California	3/4	L, 55-85
1/06/09	Connecticut	1/1	L, 37-83
1/14/09	Louisville	7/11	L, 60-76
2/17/09	Notre Dame	24/24	L, 79-86
3/08/09	vs. Connecticut	1/1	L, 42-79
1/4/10	at Connecticut	1/1	L, 42-84
1/9/10	Georgetown	RV/25	L, 52-66
1/12/10	at Notre Dame	3/3	L, 64-81
1/16/10	Syracuse	25/25	W, 73-64
2/20/10	West Virginia	9/8	L, 45-54
12/2/10	Connecticut	1/1	L, 54-80
1/11/11	at DePaul	14/21	L, 61-77
1/22/11	at West Virginia	9/9	L, 52-78
2/5/11	Notre Dame	8/8	L, 68-76
2/8/11	at Georgetown	16/16	L, 38-67
2/16/11	St. John's	RV/22	L, 60-80
2/28/11	Georgetown	17/19	W, 60-55
1/7/12	Georgetown	16/16	L, 56-66
1/17/12	DePaul	14/21	W, 66-63 (OT)
1/27/12	at Connecticut	1/1	L, 62-77
2/1/12	West Virginia	9/9	L, 52-55
2/8/12	at St. John's	RV/22	L, 57-67
2/25/12	at Notre Dame	8/8	L, 68-80
3/3/12	vs. DePaul	14/21	L, 62-76
12/16/12	Nebraska	24/24	L, 52-62
1/8/13	Notre Dame	8/8	L, 71-75 (OT)
1/30/13	Louisville	12/12	L, 75-78
2/20/13	at Louisville	11/12	W, 73-62
2/23/13	Syracuse	18/21	W, 68-66
3/2/13	Connecticut	1/1	L, 51-85
3/10/13	vs. Notre Dame	2/2	L, 66-75
3/25/13	vs. California	6/6	L, 78-82 (OT)
11/8/13	Maryland	6/8	L, 70-78
12/14/13	vs. Oklahoma State	14/18	L, 56-75
1/12/14	Louisville	5/5	L, 54-62

1/26/14	at Connecticut	1/1	L, 53-81
2/2/14	at Louisville	5/5	L, 59-79
2/16/14	Connecticut	1/1	L, 38-63
3/9/14	vs. Louisville	3/4	L, 56-60
11/19/14	at Maryland	8/9	L, 67-85
11/29/14	vs. Kentucky	9/10	L, 57-61
1/18/15	at Connecticut	2/2	L, 50-92
3/2/15	Connecticut	1/1	L, 65-88
3/9/15	vs. Connecticut	1/1	L, 70-84
3/23/15	Louisville	8/8	L, 52-60
11/19/15	at Baylor	5/4	L, 63-65
12/30/15	vs. Mississippi State	8/8	L, 58-68
1/10/16	UConn	1/1	L, 59-75
2/15/16	at Louisville	11/12	L, 50-67
2/29/16	at UConn	1/1	L, 59-79
3/7/16	vs. UConn	1/1	L, 51-77
3/19/16	vs. Colorado State	22/22	W, 48-45
3/21/16	at UCLA	10/12	L, 67-72
1/10/17	at UConn	1/1	L, 37-102
1/22/17	Louisville	9/8	L, 52-66
2/19/17	Temple	RV/25	L, 71-77
2/27/17	UConn	1/1	L, 68-96
3/5/17	Temple	25/21	W, 63-58
3/6/17	UConn	1/1	L, 44-100
2/11/18	Ohio State	13/13	W, 84-65
1/13/19	at UConn	3/2	L, 46-63
3/4/19	vs. UConn	2/2	L, 47-57
3/10/19	vs. UConn	2/2	L, 45-81
11/8/19	Texas	15/15	W, 64-57
11/19/19	at Baylor	2/2	L, 46-58
12/19/19	vs. Mississippi State	15/15	L, 61-86
2/16/20	vs. UConn	5/6	L, 47-67
3/2/20	at UConn	5/4	L, 39-80
3/8/20	vs. UConn	5/4	L, 38-79
12/1/20	Baylor	4/4	L, 62-67
12/5	Mississippi State	6/7	W, 67-63



## USF CAREER HIGHS

**0 - TEREZA VITULOVA**

Points	<b>*SET WHILE AT WYOMING</b>
Rebounds	30 vs San Diego State (1/22/20)*
Field Goals Made	11 at Air Force (12/4/19)*
Field Goals Attempted	13 at San Diego State (1/8/20)*
Three-Point Field Goals Made	23 at San Diego State (1/8/20)*
Three-Point Field Goals Attempted	2, 3X, last at Boise State (2/5/20)*
Free Throws Made	4, 2X, last vs. San Diego State (1/22/20)*
Free Throws Attempted	7 vs. San Diego State (1/22/20)*
Assists	8 vs. San Diego State (1/22/20)*
Steals	2, 2X, vs Colorado (11/17/19)*
Blocks	2, 3X, at San Diego State (1/8/20)*
Minutes	2, 7X, vs Fresno State (2/27/20)*
	34, 2X, last at San Diego State (1/8/20)*

**1 - MARIA ALVAREZ**

Points	20 vs. VCU (11/15/19)
Rebounds	6, 2X, last at UNLV (12/21/19)
Field Goals Made	7 vs. VCU (11/15/19)
Field Goals Attempted	14 vs. Notre Dame (11/30/19)
Three-Point Field Goals Made	6 vs. Alabama State (12/6/19)
Three-Point Field Goals Attempted	13 vs. Notre Dame (11/30/19)
Free Throws Made	4 vs. Baylor (12/1/20)
Free Throws Attempted	4, 3X, last vs. Baylor (12/1/20)
Assists	6, 2X, last vs. Mississippi State (12/21/19)
Steals	2, 4X, last vs. Brown (12/30/19)
Blocks	0
Minutes	37 vs. Idaho (12/15/19)

**2 - MIHAELA LAZIC**

Points	6 vs. Jacksonville (11/28/20)
Rebounds	3 vs. Stetson (12/13/20)
Field Goals Made	3 vs. Jacksonville (11/28/20)
Field Goals Attempted	6 vs. Jacksonville (11/28/20)
Three-Point Field Goals Made	0
Three-Point Field Goals Attempted	3 vs. Jacksonville (11/28/20)
Free Throws Made	0
Free Throws Attempted	0
Assists	5 vs. Jacksonville (11/28/20)
Steals	0
Blocks	0
Minutes	15 vs. Jacksonville (11/28/20)

**3 - SYDNI HARVEY**

Points	28, vs. Tulane (3/7/20)
Rebounds	7 vs. Memphis (1/23/19)
Field Goals Made	9 vs. Tulane (1/19/19)
Field Goals Attempted	18 at SMU (1/26/19)
Three-Point Field Goals Made	7 vs. Temple (2/9/20)
Three-Point Field Goals Attempted	11 at Cincinnati (12/22/20)
Free Throws Made	10 vs. Tulane (3/7/20)
Free Throws Attempted	12 vs. vs. Tulane (3/7/20)
Assists	6 vs. Vermont (12/17/18)
Steals	2, 13X, last at Cincinnati (12/22/20)
Blocks	1, 6X, last vs. Jacksonville (11/28/20)
Minutes	40 vs. Creighton (12/20/18)

**4 - ELISA PINZAN**

Points	23, 2X, last vs. UCF (1/19/20)
Rebounds	11 vs. Mississippi State (12/5/20)
Field Goals Made	8 vs. UCF (1/19/20)
Field Goals Attempted	20 vs. UConn (2/16/20)
Three-Point Field Goals Made	7 vs. UCF (1/19/20)
Three-Point Field Goals Attempted	12 vs. UCF (1/19/20)
Free Throws Made	8 vs. Houston (3/9/19)
Free Throws Attempted	9 at Memphis (12/16/20)
Assists	11 at Cincinnati (12/22/20)
Steals	5, 2X, last at Wichita State (1/22/20)
Blocks	1, 2X, last at Cincinnati (2/2/20)
Minutes	41 vs. Mississippi State (12/5/20)

**5 - ELENA TSINEKE**

Points	25 vs. Temple (2/9/20)
Rebounds	6 vs. Baylor (12/1/20)
Field Goals Made	9 vs. Houston (1/29/20)
Field Goals Attempted	19 vs. Houston (1/29/20)
Three-Point Field Goals Made	4, 3X, last vs. Stetson (12/13/20)
Three-Point Field Goals Attempted	12 vs. Notre Dame (11/30/19)
Free Throws Made	7 vs. Florida Gulf Coast (11/29/19)
Free Throws Attempted	8 vs. Florida Gulf Coast (11/29/19)
Assists	7 vs. Jacksonville (11/28/20)
Steals	4 vs. Tulane (1/25/20)
Blocks	2 vs. Stetson (12/13/20)
Minutes	38 vs. Tulane (3/7/20)

**11 - JADE BLAGROVE**

Points	5 vs. Stetson (12/13/20)
Rebounds	2 vs. Stetson (12/13/20)
Field Goals Made	1 vs. Stetson (12/13/20)
Field Goals Attempted	1 vs. Stetson (12/13/20)
Three-Point Field Goals Made	0
Three-Point Field Goals Attempted	0
Free Throws Made	3 vs. Stetson (12/13/20)
Free Throws Attempted	4 vs. Stetson (12/13/20)
Assists	0
Steals	1 vs. Jacksonville (11/28/20)
Blocks	0
Minutes	3 vs. Stetson (12/13/20)

**12 - CRISTINA BERMEJO**

Points	10, 2X, last vs. Stetson (12/13/20)
Rebounds	5, 3X, last at Tulane (2/13/20)
Field Goals Made	4, 2X, last vs. SMU (2/29/20)
Field Goals Attempted	9 vs. Idaho (12/15/19)
Three-Point Field Goals Made	2 vs. Idaho (12/15/19)
Three-Point Field Goals Attempted	5 vs. Idaho (12/15/19)
Free Throws Made	4 vs. Stetson (12/13/20)
Free Throws Attempted	4 vs. Stetson (12/13/20)
Assists	5 at Memphis (2/22/20)
Steals	2, 3X, last at Memphis (2/22/20)
Blocks	2, 2X, last vs. Alabama State (12/6/19)
Minutes	24 at Memphis (2/22/20)

## USF CAREER HIGHS

**13 - SARAH GUERREIRO**

Points	6 vs. Jacksonville (11/28/20)
Rebounds	3 vs. Jacksonville (11/28/20)
Field Goals Made	3 vs. Jacksonville (11/28/20)
Field Goals Attempted	6 vs. Stetson (12/13/20)
Three-Point Field Goals Made	0
Three-Point Field Goals Attempted	3 vs. Stetson (12/13/20)
Free Throws Made	4 vs. Stetson (12/13/20)
Free Throws Attempted	4 vs. Stetson (12/13/20)
Assists	1 vs. Jacksonville (11/28/20)
Steals	0
Blocks	0
Minutes	12 vs. Jacksonville (11/28/20)

**20 - BETHY MUNUNGA**

Points	16, 3X, last vs. Cincinnati (1/5/20)
Rebounds	17 at Tulane (2/13/20)
Field Goals Made	7 vs. Cincinnati (1/5/20)
Field Goals Attempted	14 vs. Brown (12/30/19)
Three-Point Field Goals Made	3 vs. Baylor (12/1/20)
Three-Point Field Goals Attempted	3 vs. Baylor (12/1/20)
Free Throws Made	7 at Cincinnati (12/22/20)
Free Throws Attempted	10 at Cincinnati (12/22/20)
Assists	4, 2X, last vs. Stetson (12/13/20)
Steals	4 at Memphis (2/22/20)
Blocks	4 at Wichita State (1/22/20)
Minutes	39 at Baylor (11/19/19)

**21 - SHAE LEVERETT**

Points	20 vs. Wichita State (2/23/19)
Rebounds	18 vs. Wichita State (2/23/19)
Field Goals Made	6, 3X, last vs. James Madison (2/23/19)
Field Goals Attempted	10 vs. Wichita State (2/23/19)
Three-Point Field Goals Made	0
Three-Point Field Goals Attempted	1 at Houston (2/27/19)
Free Throws Made	10 vs. Wichita State (2/23/19)
Free Throws Attempted	12 at SMU (1/26/19)
Assists	3 at ECU (2/20/19)
Steals	3 vs. UConn (3/4/19)
Blocks	7 vs. Memphis (1/23/19)
Minutes	40, 2X, last at SMU (1/26/19)

**22 - KRISTYNA BRABENCOVA**

Points	18 vs. Jacksonville (11/28/20)
Rebounds	11 vs. Idaho (12/15/19)
Field Goals Made	7, 2X, last vs. Jacksonville (11/28/20)
Field Goals Attempted	16, 3X, last vs. Jacksonville (11/28/20)
Three-Point Field Goals Made	4, 2X, last vs. Jacksonville (11/28/20)
Three-Point Field Goals Attempted	9 vs. Alabama State (12/6/19)
Free Throws Made	5 vs. Howard (11/12/19)
Free Throws Attempted	6 vs. Howard (11/12/19)
Assists	7 vs. Cincinnati (1/5/20)
Steals	3, 2X, last at Tulsa (1/12/19)
Blocks	3, 2X, last vs. Brown (12/30/19)
Minutes	37, 2X, last vs. UCF (1/19/20)

**24 - ANGELEE RODRIGUEZ**

Points	2 vs. Stetson (12/13/20)
Rebounds	2 vs. Stetson (12/13/20)
Field Goals Made	1 vs. Stetson (12/13/20)
Field Goals Attempted	4 vs. Stetson (12/13/20)
Three-Point Field Goals Made	0
Three-Point Field Goals Attempted	0
Free Throws Made	0
Free Throws Attempted	0
Assists	0
Steals	0
Blocks	0
Minutes	5 vs. Stetson (12/13/20)

**31 - BEATRIZ JORDAO**

Points	18 vs. North Carolina (11/23/18)
Rebounds	14 vs. Jacksonville (11/28/20)
Field Goals Made	8, 3X, last vs. New Hampshire (11/30/18)
Field Goals Attempted	11 vs. New Hampshire (11/30/18)
Three-Point Field Goals Made	0
Three-Point Field Goals Attempted	0
Free Throws Made	4 vs. Kentucky (11/22/18)
Free Throws Attempted	8 vs. Kentucky (11/22/18)
Assists	3 vs. Stetson (12/13/20)
Steals	2 vs. Stetson (12/13/20)
Blocks	4, 4X, last vs. Jacksonville (11/28/20)
Minutes	29 vs. North Carolina (11/23/18)

**34 - SILVIA SERRAT**

Points	0
Rebounds	0
Field Goals Made	0
Field Goals Attempted	0
Three-Point Field Goals Made	0
Three-Point Field Goals Attempted	0
Free Throws Made	0
Free Throws Attempted	0
Assists	0
Steals	0
Blocks	0
Minutes	0





## DEC. 16, 2020 | AT MEMPHIS | MEMPHIS, TENN.



Official Basketball Box Score - Final  
**South Fla. at Memphis**  
 12/16/20 Etna Renee Fredhouse, Memphis  
 2020-21 Women's Basketball

Game Time: 2:00 PM  
 Game Duration: 2:52  
 Attendance: 111

Officials: Bryan Burnette, Ed Sidusky, Natasha Camy

South Fla. - 65

Record: 4-1 (1-0)

NO. Name	Min	FG M-A	3P M-A	FT M-A	Rebounds OR DR TOT	Fouls PF FD	TP	AS	TO	ST	Blocks BS BA	+/-
20 Bethy Mununga	31:14	1-5	0-0	0-2	7 3 10	3 3	2	1	3	2	0 1 6	
21 Shae Leverett	24:44	3-7	0-0	1-2	5 1 6	3 4	7	0	1	0	4 0 5	
3 Sydni Harvey	32:07	3-11	1-5	5-6	1 3 4	1 7	12	3	1	2	0 1 8	
4 Elisa Pinzan	40:00	5-12	2-7	7-9	0 2 2	2 5	19	3	2	1	0 0 7	
5 Elena Tsineke	20:30	5-15	1-7	3-3	0 1 1	0 2	14	2	0	0	0 1 12	
12 Cristina Bermejo	05:13	0-0	0-0	0-0	0 2 2	0 0	0	0	0	0	0 0 2	
1 Maria Alvarez	10:34	0-2	0-1	1-4	1 0 1	2 2	1	0	0	0	0 0 -9	
22 Kristyna Brabencova	14:28	0-4	0-2	0-0	0 0 0	0 1	0	0	0	1	0 0 -1	
31 Beatriz Jordao	20:04	5-8	0-0	0-0	2 4 6	4 0	10	1	0	0	2 0 5	
2 Mihaela Lazic	01:06	0-0	0-0	0-0	0 0 0	0 0	0	0	0	0	0 0 0	
Team					2 3 5		0		0			
<b>Totals</b>	22:64	4-22	17-26	18 19 37	15 24	65	10	7	6	6	3 7	

Technical Fouls: NONE

Shooting By Period		
1 <sup>st</sup> FG%	6-16	37.5%
3PT%	1-7	14.3%
FT%	3-6	50%
2 <sup>nd</sup> FG%	6-16	37.5%
3PT%	2-4	50.0%
FT%	1-1	100%
3 <sup>rd</sup> FG%	8-21	38.1%
3PT%	1-7	14.3%
FT%	2-4	50%
4 <sup>th</sup> FG%	2-11	18.2%
3PT%	0-4	0.0%
FT%	11-15	73.3%
GM FG%	22-64	34.4%
3PT%	4-22	18.2%
FT%	17-26	65.4%

Dead Ball Rebounds: 6, 2

Memphis - 58

Record: 2-3 (0-1)

NO. Name	Min	FG M-A	3P M-A	FT M-A	Rebounds OR DR TOT	Fouls PF FD	TP	AS	TO	ST	Blocks BS BA	+/-
32 Dulcy Mendjadedou Fankam	27:41	8-15	0-0	4-6	7 7 14	5 4	20	1	5	1	0 4 -4	
33 Alana Davis	26:02	7-10	0-0	0-1	2 0 2	3 4	14	0	3	0	0 0 -13	
2 Madison Griggs	29:20	2-8	1-5	0-0	0 4 4	5 0	5	1	2	1	0 0 4	
3 Jatyja Jones	34:26	0-6	0-1	2-2	0 4 4	3 2	2	0	1	0	1 0 -16	
5 Aerial Wilson	40:00	1-7	0-2	2-2	1 1 2	3 3	4	7	1	0	0 1 -7	
53 Lanetta Williams	22:13	2-7	0-0	0-0	3 6 9	1 0	4	0	0	0	1 0 -3	
15 Coriah Beck	16:14	2-4	1-1	4-4	0 1 1	4 2	9	0	2	0	1 1 -2	
22 Callie Wright	04:04	0-0	0-0	0-0	0 2 2	0 0	0	0	0	0	0 0 6	
Team					2 2 4		0		1			
<b>Totals</b>	22:57	2-9	12-15	15 27 42	24 15	58	9	15	2	3	6 -7	

Technical Fouls: NONE

Shooting By Period		
1 <sup>st</sup> FG%	5-11	45.5%
3PT%	0-1	0.0%
FT%	10-10	100%
2 <sup>nd</sup> FG%	3-15	20.0%
3PT%	0-3	0.0%
FT%	0-0	0%
3 <sup>rd</sup> FG%	9-18	50.0%
3PT%	2-4	50.0%
FT%	1-3	33.3%
4 <sup>th</sup> FG%	5-13	38.5%
3PT%	0-1	0.0%
FT%	1-2	50%
GM FG%	22-57	38.6%
3PT%	2-9	22.2%
FT%	12-15	80.0%

Dead Ball Rebounds: 2, 0

	USF	MEM
Biggest lead	13 (3 <sup>rd</sup> 8:08)	7 (1 <sup>st</sup> 1:16)
Best Scoring Run	13 (3 <sup>rd</sup> 8:08)	6 (1 <sup>st</sup> 1:16)
Lead Changes	7	
Times Tied	3	
Time with Lead	28:21	09:52

Points from	USF	MEM
Turnovers	8	5
Paint	26	32
Second Chance	10	13
Fast Breaks	13	4
Bench	11	13

Period by Period Scoring					
	1st	2nd	3rd	4th	TOT
USF	16	15	19	15	65
MEM	20	6	21	11	58

## DEC. 22, 2020 | AT CINCINNATI | TAMPA, FLA.



Official Basketball Box Score - Final  
**South Fla. at Cincinnati**  
 12/22/20 Fifth Third Arena, Cincinnati, Ohio  
 2020-21 Women's Basketball

Game Time: 2:00 PM  
 Game Duration: 1:58  
 Attendance: 300

Officials: Denise Brooks, Sall Esho, Chris Saucedo

South Fla. - 73

Record: 5-1

NO. Name	Min	FG M-A	3P M-A	FT M-A	Rebounds OR DR TOT	Fouls PF FD	TP	AS	TO	ST	Blocks BS BA	+/-
20 Bethy Mununga	34:15	3-5	0-0	7-10	2 12 14	4 7	13	2	4	0	2 1 6	
21 Shae Leverett	22:39	1-2	0-0	2-4	3 3 6	5 2	4	0	1	0	1 0 13	
3 Sydni Harvey	27:10	7-15	5-11	2-2	2 0 2	0 6	21	1	2	2	0 2 9	
4 Elisa Pinzan	36:50	2-7	0-3	0-5	0 3 3	1 5	4	11	1	2	0 0 13	
5 Elena Tsineke	14:37	3-5	0-0	1-2	0 0 0	2 1	7	0	1	0	0 1 -7	
31 Beatriz Jordao	13:29	1-1	0-0	0-0	0 2 2	0 0	2	1	1	0	1 0 4	
1 Maria Alvarez	17:46	2-4	2-4	2-2	0 3 3	1 2	8	0	3	0	0 0 7	
12 Cristina Bermejo	04:32	0-0	0-0	0-0	1 0 1	2 0	0	1	0	0	0 0 4	
0 Tereza Vitulova	08:03	1-2	0-1	2-2	0 1 1	0 1	4	0	0	0	0 0 2	
22 Kristyna Brabencova	17:46	3-8	1-2	3-4	3 3 6	1 2	10	0	1	0	0 0 10	
2 Mihaela Lazic	00:53	0-0	0-0	0-0	0 0 0	0 0	0	0	1	0	0 0 -1	
Team					2 0 2		0		1			
<b>Totals</b>	23:49	8-21	19-31	13 27 40	16 26	73	16	16	4	4	4 12	

Technical Fouls: NONE

Shooting By Period		
1 <sup>st</sup> FG%	9-15	60.0%
3PT%	3-6	50.0%
FT%	5-7	71.4%
2 <sup>nd</sup> FG%	3-11	27.3%
3PT%	1-4	25.0%
FT%	0-4	0%
3 <sup>rd</sup> FG%	4-11	36.4%
3PT%	2-5	40.0%
FT%	7-12	58.3%
4 <sup>th</sup> FG%	7-12	58.3%
3PT%	2-6	33.3%
FT%	7-8	87.5%
GM FG%	23-49	46.9%
3PT%	8-21	38.1%
FT%	19-31	61.3%

Dead Ball Rebounds: 8, 0

Cincinnati - 61

Record: 1-5

NO. Name	Min	FG M-A	3P M-A	FT M-A	Rebounds OR DR TOT	Fouls PF FD	TP	AS	TO	ST	Blocks BS BA	+/-
15 Arame Niang	28:38	6-7	0-0	0-0	1 2 3	5 1	12	0	4	1	1 0 2	
23 Ilmar'i Thomas	40:00	13-20	0-2	6-10	0 6 6	2 8	32	5	0	4	1 1 -12	
2 Destiny Haymer	22:17	2-4	0-0	0-0	0 2 2	5 0	4	4	2	0	0 0 -2	
20 Jillian Hayes	36:41	0-8	0-2	4-8	2 4 6	4 5	4	1	1	0	2 2 -6	
21 Milan Schimmel	35:55	2-5	1-1	0-0	2 2 4	3 0	5	0	3	1	0 0 -1	
50 Nesma Khalifa	07:53	0-1	0-1	0-0	0 0 0	2 0	0	0	1	0	0 0 -15	
1 Caitlyn Wilson	02:56	0-2	0-2	0-0	0 0 0	1 0	0	0	0	0	0 0 -9	
10 Jady Scott	11:20	1-3	0-0	0-0	1 0 1	1 1	2	0	1	2	0 0 -5	
33 Sofia Grizali	09:49	0-3	0-1	2-2	1 0 1	2 1	2	0	0	0	0 1 -6	
3 Jada Scott	04:31	0-0	0-0	0-0	0 0 0	1 0	0	0	1	0	0 0 -6	
Team					0 0 0		0		1			
<b>Totals</b>	24:53	1-9	12-20	7 16 23	26 16	61	10	14	10	4	4 -12	

Technical Fouls: NONE

Shooting By Period		
1 <sup>st</sup> FG%	4-12	33.3%
3PT%	0-2	0.0%
FT%	5-9	55.6%
2 <sup>nd</sup> FG%	8-14	57.1%
3PT%	0-2	0.0%
FT%	0-0	0%
3 <sup>rd</sup> FG%	7-11	63.6%
3PT%	1-1	100.0%
FT%	4-8	50%
4 <sup>th</sup> FG%	5-16	31.3%
3PT%	0-4	0.0%
FT%	3-3	100%
GM FG%	24-53	45.3%
3PT%	1-9	11.1%
FT%	12-20	60.0%

Dead Ball Rebounds: 3, 1

	USF	CIN
Biggest lead	16 (1 <sup>st</sup> 0:53)	1 (3 <sup>rd</sup> 3:59)
Best Scoring Run	11 (1 <sup>st</sup> 0:53)	9 (2 <sup>nd</sup> 6:31)
Lead Changes	4	
Times Tied	4	
Time with Lead	36:22	00:40

Points from	USF	CIN
Turnovers	6	18
Paint	22	42
Second Chance	9	3
Fast Breaks	18	16
Bench	24	4

Period by Period Scoring					
	1st	2nd	3rd	4th	TOT
USF	26	7	17	23	73
CIN	13	16	19	13	61

## DEC. 19, 2020 | HOUSTON | TAMPA, FLA.

## DEC. 30, 2020 | AT TULSA | TULSA, OKLA.



# 2020-21 South Fla. Women's Basketball Combined Team Statistics All games

Page 1/1  
as of Dec 22, 2020

## Game Records

Record	Overall	Home	Away	Neutral
ALL GAMES	5-1	3-1	2-0	0-0
CONFERENCE	2-0	0-0	2-0	0-0
NON-CONFERENCE	3-1	3-1	0-0	0-0

## Score by Periods

Team	1st	2nd	3rd	4th	OT	TOT
South Fla.	110	108	104	107	7	436
Opponents	97	66	101	71	3	338

## Team Box Score

No.	Player				Total		3-Point		F-Throw		Rebounds															
		GP-GS	MIN	AVG	FG-FGA	FG%	3FG-FGA	3FG%	FT-FTA	FT%	OFF	DEF	TOT	AVG	PF	DQ	A	TO	BLK	STL	PTS	AVG				
3	HARVEY, Sydni	6-6	150:52	25.1	21-65	.323	12-39	.308	17-24	.708	7	8	15	2.5	8	0	13	9	1	8	71	11.8				
5	TSINEKE, Elena	6-6	124:57	20.8	23-66	.348	8-34	.235	6-7	.857	6	8	14	2.3	9	0	14	8	2	1	60	10.0				
4	PINZAN, Elisa	6-6	204:24	34.1	17-56	.304	7-27	.259	12-20	.600	4	21	25	4.2	6	0	37	8	0	9	53	8.8				
1	ALVAREZ, Maria	5-0	90:47	18.2	13-29	.448	11-21	.524	7-10	.700	2	9	11	2.2	12	1	4	7	0	2	44	8.8				
20	MUNUNGA, Bethy	6-6	186:44	31.1	17-37	.459	3-5	.600	15-23	.652	24	44	68	11.3	20	1	10	11	5	4	52	8.7				
22	BRABENCOVA, Kristyna	6-0	93:37	15.6	15-51	.294	7-21	.333	7-8	.875	7	12	19	3.2	10	1	6	9	2	2	44	7.3				
21	LEVERETT, Shae	6-6	156:25	26.1	14-25	.560	0-0	.000	11-22	.500	23	13	36	6.0	21	1	2	4	7	3	39	6.5				
31	JORDAO, Beatriz	5-0	81:48	16.4	14-23	.609	0-0	.000	1-2	.500	8	24	32	6.4	7	0	6	5	9	1	29	5.8				
0	VITULOVA, Tereza	1-0	08:03	8.1	1-2	.500	0-1	.000	2-2	1.000	0	1	1	1.0	0	0	0	0	0	0	4	4.0				
12	BERMEJO, Cristina	6-0	55:10	9.2	5-14	.357	0-3	.000	6-6	1.000	5	9	14	2.3	8	0	5	3	0	1	16	2.7				
11	BLAGROVE, Jade	2-0	05:07	2.6	1-1	1.000	0-0	.000	3-4	.750	2	0	2	1.0	0	0	0	2	0	1	5	2.5				
13	GUERREIRO, Sara	4-0	24:55	6.2	4-11	.364	0-3	.000	0-0	.000	3	1	4	1.0	0	0	1	2	0	0	8	2.0				
2	LAZIC, Mihaela	6-0	35:39	5.9	4-9	.444	0-4	.000	1-2	.500	1	3	4	0.7	2	0	9	4	0	0	9	1.5				
24	RODRIGUEZ, Angelee	2-0	06:33	3.3	1-4	.250	0-0	.000	0-0	.000	0	3	3	1.5	0	0	0	0	0	0	2	1.0				
Team											22	14	36					4								
Total		6	1225		150-393	.382	48-158	.304	88-130	.677	114	170	284	47.3	103	4	107	76	26	32	436	72.7				
Opponents		6	1225		123-351	.350	12-72	.167	80-129	.620	79	143	222	37.0	123	6	53	93	19	37	338	56.3				

## Team Statistics

	USF	OPP
<b>Scoring</b>	<b>436</b>	<b>338</b>
Points per game	72.7	56.3
Scoring margin	+16.3	-
<b>Field goals-att</b>	<b>150-393</b>	<b>123-351</b>
Field goal pct	.382	.350
<b>3 point fg-att</b>	<b>48-158</b>	<b>12-72</b>
3-point FG pct	.304	.167
3-pt FG made per game	8.0	2.0
<b>Free throws-att</b>	<b>88-130</b>	<b>80-129</b>
Free throw pct	.677	.620
F-Throws made per game	14.7	13.3
<b>Rebounds</b>	<b>284</b>	<b>222</b>
Rebounds per game	47.3	37.0
Rebounding margin	+10.3	-
<b>Assists</b>	<b>107</b>	<b>53</b>
Assists per game	17.8	8.8
<b>Turnovers</b>	<b>76</b>	<b>93</b>
Turnovers per game	12.7	15.5
Turnover margin	+2.8	-
Assist/turnover ratio	1.4	0.6
<b>Steals</b>	<b>32</b>	<b>37</b>
Steals per game	5.3	6.2
<b>Blocks</b>	<b>26</b>	<b>19</b>
Blocks per game	4.3	3.2
<b>Winning streak</b>	<b>4</b>	<b>-</b>
Home win streak	2	-
<b>Attendance</b>	<b>0</b>	<b>411</b>
Home games-Avg/Game	4-0	2-206
Neutral site-Avg/Game	-	0-0

## Team Results

Date	Opponent		Score	Att.
11/28/2020	Jacksonville	W	84-46	0
12/01/2020	Baylor	L	62-67	0
12/05/2020	Mississippi St.	Wot	67-63	0
12/13/2020	Stetson	W	85-43	0
12/16/2020	at Memphis	W	65-58	111
12/22/2020	at Cincinnati	W	73-61	300



# 2020-21 South Fla. Women's Basketball Combined Team Statistics Specific games

Page 1/1  
as of Dec 22, 2020

## Game Records

Record	Overall	Home	Away	Neutral
ALL GAMES	2-0	0-0	2-0	0-0
CONFERENCE	2-0	0-0	2-0	0-0
NON-CONFERENCE	0-0	0-0	0-0	0-0

## Score by Periods

Team	1st	2nd	3rd	4th	OT	TOT
South Fla.	42	22	36	38	0	138
Opponents	33	22	40	24	0	119

## Team Box Score

No.	Player				Total		3-Point		F-Throw		Rebounds													
		GP-GS	MIN	AVG	FG-FGA	FG%	3FG-FGA	3FG%	FT-FTA	FT%	OFF	DEF	TOT	AVG	PF	DQ	A	TO	BLK	STL	PTS	AVG		
3	HARVEY, Sydni	2-2	59:17	29.6	10-26	.385	6-16	.375	7-8	.875	3	3	6	3.0	1	0	4	3	0	4	33	16.5		
4	PINZAN, Elisa	2-2	78:50	39.4	7-19	.368	2-10	.200	7-14	.500	0	5	5	2.5	3	0	14	3	0	3	23	11.5		
5	TSINEKE, Elena	2-2	35:07	17.6	8-20	.400	1-7	.143	4-5	.800	0	1	1	0.5	2	0	2	1	0	0	21	10.5		
20	MUNUNGA, Bethy	2-2	65:30	32.7	4-10	.400	0-0	.000	7-12	.583	9	15	24	12.0	7	0	3	7	2	2	15	7.5		
31	JORDAO, Beatriz	2-0	33:32	16.8	6-9	.667	0-0	.000	0-0	.000	2	6	8	4.0	4	0	2	1	3	0	12	6.0		
21	LEVERETT, Shae	2-2	47:23	23.7	4-9	.444	0-0	.000	3-6	.500	8	4	12	6.0	8	1	0	2	5	0	11	5.5		
22	BRABENCOVA, Kristyna	2-0	32:14	16.1	3-12	.250	1-4	.250	3-4	.750	3	3	6	3.0	1	0	0	1	0	1	10	5.0		
1	ALVAREZ, Maria	2-0	28:20	14.2	2-6	.333	2-5	.400	3-6	.500	1	3	4	2.0	3	0	0	3	0	0	9	4.5		
0	VITULOVA, Tereza	1-0	08:03	8.1	1-2	.500	0-1	.000	2-2	1.000	0	1	1	1.0	0	0	0	0	0	0	4	4.0		
2	LAZIC, Mihaela	2-0	01:59	1.0	0-0	.000	0-0	.000	0-0	.000	0	0	0	0.0	0	0	0	1	0	0	0	0.0		
12	BERMEJO, Cristina	2-0	09:45	4.9	0-0	.000	0-0	.000	0-0	.000	1	2	3	1.5	2	0	1	0	0	0	0	0.0		
Team											4	3	7					1						
Total		2	400		45-113	.398	12-43	.279	36-57	.632	31	46	77	38.5	31	1	26	23	10	10	138	69.0		
Opponents		2	400		46-110	.418	3-18	.167	24-35	.686	22	43	65	32.5	50	4	19	29	7	12	119	59.5		

## Team Statistics

	USF	OPP
<b>Scoring</b>	<b>138</b>	<b>119</b>
Points per game	69.0	59.5
Scoring margin	+9.5	-
<b>Field goals-att</b>	<b>45-113</b>	<b>46-110</b>
Field goal pct	.398	.418
<b>3 point fg-att</b>	<b>12-43</b>	<b>3-18</b>
3-point FG pct	.279	.167
3-pt FG made per game	6.0	1.5
<b>Free throws-att</b>	<b>36-57</b>	<b>24-35</b>
Free throw pct	.632	.686
F-Throws made per game	18.0	12.0
<b>Rebounds</b>	<b>77</b>	<b>65</b>
Rebounds per game	38.5	32.5
Rebounding margin	+6.0	-
<b>Assists</b>	<b>26</b>	<b>19</b>
Assists per game	13.0	9.5
<b>Turnovers</b>	<b>23</b>	<b>29</b>
Turnovers per game	11.5	14.5
Turnover margin	+3.0	-
Assist/turnover ratio	1.1	0.7
<b>Steals</b>	<b>10</b>	<b>12</b>
Steals per game	5.0	6.0
<b>Blocks</b>	<b>10</b>	<b>7</b>
Blocks per game	5.0	3.5
<b>Winning streak</b>	<b>2</b>	<b>-</b>
Home win streak	0	-
<b>Attendance</b>	<b>0</b>	<b>411</b>
Home games-Avg/Game	0-0	2-206
Neutral site-Avg/Game	-	0-0

## Team Results

Date	Opponent		Score	Att.
12/16/2020	at Memphis	W	65-58	111
12/22/2020	at Cincinnati	W	73-61	300



# 2020-21 South Fla. Women's Basketball Combined Team Statistics Specific games

Page 1/1  
as of Dec 22, 2020

## Game Records

Record	Overall	Home	Away	Neutral
ALL GAMES	3-1	3-1	0-0	0-0
CONFERENCE	0-0	0-0	0-0	0-0
NON-CONFERENCE	3-1	3-1	0-0	0-0

## Score by Periods

Team	1st	2nd	3rd	4th	OT	TOT
South Fla.	68	86	68	69	7	298
Opponents	64	44	61	47	3	219

## Team Box Score

No.	Player				Total		3-Point		F-Throw		Rebounds											
		GP-GS	MIN	AVG	FG-FGA	FG%	3FG-FGA	3FG%	FT-FTA	FT%	OFF	DEF	TOT	AVG	PF	DQ	A	TO	BLK	STL	PTS	AVG
1	ALVAREZ, Maria	3-0	62:27	20.8	11-23	.478	9-16	.563	4-4	1.000	1	6	7	2.3	9	1	4	4	0	2	35	11.7
5	TSINEKE, Elena	4-4	89:50	22.5	15-46	.326	7-27	.259	2-2	1.000	6	7	13	3.3	7	0	12	7	2	1	39	9.8
3	HARVEY, Sydni	4-4	91:35	22.9	11-39	.282	6-23	.261	10-16	.625	4	5	9	2.3	7	0	9	6	1	4	38	9.5
20	MUNUNGA, Bethy	4-4	121:14	30.3	13-27	.481	3-5	.600	8-11	.727	15	29	44	11.0	13	1	7	4	3	2	37	9.3
22	BRABENCOVA, Kristyna	4-0	61:23	15.3	12-39	.308	6-17	.353	4-4	1.000	4	9	13	3.3	9	1	6	8	2	1	34	8.5
4	PINZAN, Elisa	4-4	125:34	31.4	10-37	.270	5-17	.294	5-6	.833	4	16	20	5.0	3	0	23	5	0	6	30	7.5
21	LEVERETT, Shae	4-4	109:02	27.3	10-16	.625	0-0	.000	8-16	.500	15	9	24	6.0	13	0	2	2	2	3	28	7.0
31	JORDAO, Beatriz	3-0	48:15	16.1	8-14	.571	0-0	.000	1-2	.500	6	18	24	8.0	3	0	4	4	6	1	17	5.7
12	BERMEJO, Cristina	4-0	45:25	11.4	5-14	.357	0-3	.000	6-6	1.000	4	7	11	2.8	6	0	4	3	0	1	16	4.0
11	BLAGROVE, Jade	2-0	05:07	2.6	1-1	1.000	0-0	.000	3-4	.750	2	0	2	1.0	0	0	0	2	0	1	5	2.5
2	LAZIC, Mihaela	4-0	33:40	8.4	4-9	.444	0-4	.000	1-2	.500	1	3	4	1.0	2	0	9	3	0	0	9	2.3
13	GUERREIRO, Sara	4-0	24:55	6.2	4-11	.364	0-3	.000	0-0	.000	3	1	4	1.0	0	0	1	2	0	0	8	2.0
24	RODRIGUEZ, Angelee	2-0	06:33	3.3	1-4	.250	0-0	.000	0-0	.000	0	3	3	1.5	0	0	0	0	0	0	2	1.0
Team											18	11	29				3					
Total		4	825		105-280	.375	36-115	.313	52-73	.712	83	124	207	51.8	72	3	81	53	16	22	298	74.5
Opponents		4	825		77-241	.320	9-54	.167	56-94	.596	57	100	157	39.3	73	2	34	64	12	25	219	54.8

## Team Statistics

	USF	OPP
<b>Scoring</b>	<b>298</b>	<b>219</b>
Points per game	74.5	54.8
Scoring margin	+19.8	-
<b>Field goals-att</b>	<b>105-280</b>	<b>77-241</b>
Field goal pct	.375	.320
<b>3 point fg-att</b>	<b>36-115</b>	<b>9-54</b>
3-point FG pct	.313	.167
3-pt FG made per game	9.0	2.3
<b>Free throws-att</b>	<b>52-73</b>	<b>56-94</b>
Free throw pct	.712	.596
F-Throws made per game	13.0	14.0
<b>Rebounds</b>	<b>207</b>	<b>157</b>
Rebounds per game	51.8	39.3
Rebounding margin	+12.5	-
<b>Assists</b>	<b>81</b>	<b>34</b>
Assists per game	20.3	8.5
<b>Turnovers</b>	<b>53</b>	<b>64</b>
Turnovers per game	13.3	16.0
Turnover margin	+2.8	-
Assist/turnover ratio	1.5	0.5
<b>Steals</b>	<b>22</b>	<b>25</b>
Steals per game	5.5	6.3
<b>Blocks</b>	<b>16</b>	<b>12</b>
Blocks per game	4.0	3.0
<b>Winning streak</b>	<b>2</b>	<b>-</b>
Home win streak	2	-
<b>Attendance</b>	<b>0</b>	<b>0</b>
Home games-Avg/Game	4-0	0-0
Neutral site-Avg/Game	-	0-0

## Team Results

Date	Opponent		Score	Att.
11/28/2020	Jacksonville	W	84-46	0
12/01/2020	Baylor	L	62-67	0
12/05/2020	Mississippi St.	Wot	67-63	0
12/13/2020	Stetson	W	85-43	0





# 2020-21 South Fla. Women's Basketball Combined Team Statistics Specific games

Page 1/1  
as of Dec 22, 2020

## Game Records

Record	Overall	Home	Away	Neutral
ALL GAMES	2-0	0-0	2-0	0-0
CONFERENCE	2-0	0-0	2-0	0-0
NON-CONFERENCE	0-0	0-0	0-0	0-0

## Score by Periods

Team	1st	2nd	3rd	4th	OT	TOT
South Fla.	42	22	36	38	0	138
Opponents	33	22	40	24	0	119

## Team Box Score

No.	Player				Total		3-Point		F-Throw		Rebounds													
		GP-GS	MIN	AVG	FG-FGA	FG%	3FG-FGA	3FG%	FT-FTA	FT%	OFF	DEF	TOT	AVG	PF	DQ	A	TO	BLK	STL	PTS	AVG		
3	HARVEY, Sydni	2-2	59:17	29.6	10-26	.385	6-16	.375	7-8	.875	3	3	6	3.0	1	0	4	3	0	4	33	16.5		
4	PINZAN, Elisa	2-2	78:50	39.4	7-19	.368	2-10	.200	7-14	.500	0	5	5	2.5	3	0	14	3	0	3	23	11.5		
5	TSINEKE, Elena	2-2	35:07	17.6	8-20	.400	1-7	.143	4-5	.800	0	1	1	0.5	2	0	2	1	0	0	21	10.5		
20	MUNUNGA, Bethy	2-2	65:30	32.7	4-10	.400	0-0	.000	7-12	.583	9	15	24	12.0	7	0	3	7	2	2	15	7.5		
31	JORDAO, Beatriz	2-0	33:32	16.8	6-9	.667	0-0	.000	0-0	.000	2	6	8	4.0	4	0	2	1	3	0	12	6.0		
21	LEVERETT, Shae	2-2	47:23	23.7	4-9	.444	0-0	.000	3-6	.500	8	4	12	6.0	8	1	0	2	5	0	11	5.5		
22	BRABENCOVA, Kristyna	2-0	32:14	16.1	3-12	.250	1-4	.250	3-4	.750	3	3	6	3.0	1	0	0	1	0	1	10	5.0		
1	ALVAREZ, Maria	2-0	28:20	14.2	2-6	.333	2-5	.400	3-6	.500	1	3	4	2.0	3	0	0	3	0	0	9	4.5		
0	VITULOVA, Tereza	1-0	08:03	8.1	1-2	.500	0-1	.000	2-2	1.000	0	1	1	1.0	0	0	0	0	0	0	4	4.0		
2	LAZIC, Mihaela	2-0	01:59	1.0	0-0	.000	0-0	.000	0-0	.000	0	0	0	0.0	0	0	0	1	0	0	0	0.0		
12	BERMEJO, Cristina	2-0	09:45	4.9	0-0	.000	0-0	.000	0-0	.000	1	2	3	1.5	2	0	1	0	0	0	0	0.0		
Team											4	3	7					1						
Total		2	400		45-113	.398	12-43	.279	36-57	.632	31	46	77	38.5	31	1	26	23	10	10	138	69.0		
Opponents		2	400		46-110	.418	3-18	.167	24-35	.686	22	43	65	32.5	50	4	19	29	7	12	119	59.5		

## Team Statistics

	USF	OPP
<b>Scoring</b>	<b>138</b>	<b>119</b>
Points per game	69.0	59.5
Scoring margin	+9.5	-
<b>Field goals-att</b>	<b>45-113</b>	<b>46-110</b>
Field goal pct	.398	.418
<b>3 point fg-att</b>	<b>12-43</b>	<b>3-18</b>
3-point FG pct	.279	.167
3-pt FG made per game	6.0	1.5
<b>Free throws-att</b>	<b>36-57</b>	<b>24-35</b>
Free throw pct	.632	.686
F-Throws made per game	18.0	12.0
<b>Rebounds</b>	<b>77</b>	<b>65</b>
Rebounds per game	38.5	32.5
Rebounding margin	+6.0	-
<b>Assists</b>	<b>26</b>	<b>19</b>
Assists per game	13.0	9.5
<b>Turnovers</b>	<b>23</b>	<b>29</b>
Turnovers per game	11.5	14.5
Turnover margin	+3.0	-
Assist/turnover ratio	1.1	0.7
<b>Steals</b>	<b>10</b>	<b>12</b>
Steals per game	5.0	6.0
<b>Blocks</b>	<b>10</b>	<b>7</b>
Blocks per game	5.0	3.5
<b>Winning streak</b>	<b>2</b>	<b>-</b>
Home win streak	0	-
<b>Attendance</b>	<b>0</b>	<b>411</b>
Home games-Avg/Game	0-0	2-206
Neutral site-Avg/Game	-	0-0

## Team Results

Date	Opponent		Score	Att.
12/16/2020	at Memphis	W	65-58	111
12/22/2020	at Cincinnati	W	73-61	300



**2020-21 South Fla. Women's Basketball**  
**Season/Career Statistics**  
**All games**

Page 1/1  
as of Dec 22, 2020

**Summary**

Player	Season Statistics										Career Statistics									
	GP-GS	MIN/G	FG%	3FG%	FT%	R/G	A/G	STL	BLK	PTS/G	GP-GS	MIN/G	FG%	3FG%	FT%	R/G	A/G	STL	BLK	PTS/G
ALVAREZ, Maria	5-0	18.2	.448	.524	.700	2.2	0.8	2	0	8.8	20-8	25.0	.356	.349	.567	2.8	2.7	17	0	8.8
BERMEJO, Cristina	6-0	9.2	.357	.000	1.000	2.3	0.8	1	0	2.7	30-1	9.9	.333	.240	.727	2.0	0.8	15	5	2.2
BLAGROVE, Jade	2-0	2.6	1.000	.000	.750	1.0	0.0	1	0	2.5	2-0	2.6	1.000	.000	.750	1.0	0.0	1	0	2.5
BRABENCOVA, Kristyna	6-0	15.6	.294	.333	.875	3.2	1.0	2	2	7.3	31-14	22.4	.303	.274	.684	3.4	1.6	18	21	7.1
GUERREIRO, Sara	4-0	6.2	.364	.000	.000	1.0	0.3	0	0	2.0	4-0	6.2	.364	.000	.000	1.0	0.3	0	0	2.0
HARVEY, Sydni	6-6	25.1	.323	.308	.708	2.5	2.2	8	1	11.8	60-46	28.3	.334	.360	.826	2.2	2.1	49	7	11.8
JORDAO, Beatriz	5-0	16.4	.609	.000	.500	6.4	1.2	1	9	5.8	47-22	14.1	.514	.000	.654	4.0	0.5	13	49	5.4
LAZIC, Mihaela	6-0	5.9	.444	.000	.500	0.7	1.5	0	0	1.5	7-0	6.3	.400	.000	.500	0.9	1.3	0	0	1.3
LEVERETT, Shae	6-6	26.1	.560	.000	.500	6.0	0.3	3	7	6.5	99-42	21.1	.601	.000	.577	5.6	0.4	47	88	5.2
MUNUNGA, Bethy	6-6	31.1	.459	.600	.652	11.3	1.7	4	5	8.7	35-33	27.0	.494	.400	.696	10.3	1.3	38	32	9.1
PINZAN, Elisa	6-6	34.1	.304	.259	.600	4.2	6.2	9	0	8.8	64-45	28.8	.316	.307	.772	2.5	4.1	63	1	6.8
RODRIGUEZ, Angelee	2-0	3.3	.250	.000	.000	1.5	0.0	0	0	1.0	2-0	3.3	.250	.000	.000	1.5	0.0	0	0	1.0
TSINEKE, Elena	6-6	20.8	.348	.235	.857	2.3	2.3	1	2	10.0	33-28	26.4	.370	.302	.880	2.0	1.8	19	10	11.9
VITULOVA, Tereza	1-0	8.1	.500	.000	1.000	1.0	0.0	0	0	4.0	1-0	8.1	.500	.000	1.000	1.0	0.0	0	0	4.0

**Scoring**

Player	Season Statistics								Career Statistics							
	FG-FGA	FG%	3FG-3FGA	3FG%	FT-FTA	FT%	PTS	PTS/G	FG-FGA	FG%	3FG-3FGA	3FG%	FT-FTA	FT%	PTS	PTS/G
ALVAREZ, Maria	13-29	.448	11-21	.524	7-10	.700	44	8.8	57-160	.356	45-129	.349	17-30	.567	176	8.8
BERMEJO, Cristina	5-14	.357	0-3	.000	6-6	1.000	16	2.7	22-66	.333	6-25	.240	16-22	.727	66	2.2
BLAGROVE, Jade	1-1	1.000	0-0	.000	3-4	.750	5	2.5	1-1	1.000	0-0	.000	3-4	.750	5	2.5
BRABENCOVA, Kristyna	15-51	.294	7-21	.333	7-8	.875	44	7.3	81-267	.303	32-117	.274	26-38	.684	220	7.1
GUERREIRO, Sara	4-11	.364	0-3	.000	0-0	.000	8	2.0	4-11	.364	0-3	.000	0-0	.000	8	2.0
HARVEY, Sydni	21-65	.323	12-39	.308	17-24	.708	71	11.8	214-641	.334	96-267	.360	181-219	.826	705	11.8
JORDAO, Beatriz	14-23	.609	0-0	.000	1-2	.500	29	5.8	109-212	.514	0-1	.000	34-52	.654	252	5.4
LAZIC, Mihaela	4-9	.444	0-4	.000	1-2	.500	9	1.5	4-10	.400	0-5	.000	1-2	.500	9	1.3
LEVERETT, Shae	14-25	.560	0-0	.000	11-22	.500	39	6.5	190-316	.601	0-1	.000	139-241	.577	519	5.2
MUNUNGA, Bethy	17-37	.459	3-5	.600	15-23	.652	52	8.7	126-255	.494	4-10	.400	64-92	.696	320	9.1
PINZAN, Elisa	17-56	.304	7-27	.259	12-20	.600	53	8.8	140-443	.316	78-254	.307	78-101	.772	436	6.8
RODRIGUEZ, Angelee	1-4	.250	0-0	.000	0-0	.000	2	1.0	1-4	.250	0-0	.000	0-0	.000	2	1.0
TSINEKE, Elena	23-66	.348	8-34	.235	6-7	.857	60	10.0	138-373	.370	52-172	.302	66-75	.880	394	11.9
VITULOVA, Tereza	1-2	.500	0-1	.000	2-2	1.000	4	4.0	1-2	.500	0-1	.000	2-2	1.000	4	4.0

**Totals**

Player	Season Statistics									Career Statistics								
	O-REB	D-REB	TOTAL	PF	FO	A	TO	A/TO		O-REB	D-REB	TOTAL	PF	FO	A	TO	A/TO	
ALVAREZ, Maria	2	9	11	12	1	4	7	0.6		9	46	55	38	2	53	32	1.7	
BERMEJO, Cristina	5	9	14	8	0	5	3	1.7		18	42	60	37	0	23	32	0.7	
BLAGROVE, Jade	2	0	2	0	0	0	2	0.0		2	0	2	0	0	0	2	0.0	
BRABENCOVA, Kristyna	7	12	19	10	1	6	9	0.7		38	67	105	74	2	49	58	0.8	
GUERREIRO, Sara	3	1	4	0	0	1	2	0.5		3	1	4	0	0	1	2	0.5	
HARVEY, Sydni	7	8	15	8	0	13	9	1.4		48	84	132	120	5	125	146	0.9	
JORDAO, Beatriz	8	24	32	7	0	6	5	1.2		60	128	188	73	0	24	53	0.5	
LAZIC, Mihaela	1	3	4	2	0	9	4	2.3		1	5	6	3	0	9	4	2.3	
LEVERETT, Shae	23	13	36	21	1	2	4	0.5		265	292	557	224	9	38	101	0.4	
MUNUNGA, Bethy	24	44	68	20	1	10	11	0.9		134	226	360	101	1	45	86	0.5	
PINZAN, Elisa	4	21	25	6	0	37	8	4.6		14	149	163	68	1	261	165	1.6	
RODRIGUEZ, Angelee	0	3	3	0	0	0	0	0.0		0	3	3	0	0	0	0	0.0	
TSINEKE, Elena	6	8	14	9	0	14	8	1.8		23	44	67	72	2	58	85	0.7	
VITULOVA, Tereza	0	1	1	0	0	0	0	0.0		0	1	1	0	0	0	0	0.0	



**2020-21 South Fla. Women's Basketball**  
**Season Schedule/Results & Leaders**  
**All games**

Page 1/1  
as of Dec 22, 2020

**Game Records**

Record	Overall	Home	Away	Neutral
ALL GAMES	5-1	3-1	2-0	0-0
CONFERENCE	2-0	0-0	2-0	0-0
NON-CONFERENCE	3-1	3-1	0-0	0-0

**Team Results**

Date	Opponent		Score	Att.	High Points	High Rebounds
11/28/2020	Jacksonville	W	84-46	0	(18) BRABENCOVA, Kristyna	(14) JORDAO, Beatriz
12/01/2020	Baylor	L	62-67	0	(18) ALVAREZ, Maria	(10) MUNUNGA, Bethy
12/05/2020	Mississippi St.	Wot	67-63	0	(14) PINZAN, Elisa	(12) MUNUNGA, Bethy
12/13/2020	Stetson	W	85-43	0	(16) TSINEKE, Elena	(11) MUNUNGA, Bethy
12/16/2020	at Memphis	W	65-58	111	(19) PINZAN, Elisa	(10) MUNUNGA, Bethy
12/22/2020	at Cincinnati	W	73-61	300	(21) HARVEY, Sydni	(14) MUNUNGA, Bethy

**Attendance Summary**

	Games	Attend	Avg/Game
Home	4	0	0
Away	2	411	206
Neutral	0	0	0
<b>Total</b>	<b>6</b>	<b>411</b>	<b>69</b>



**2020-21 South Fla. Women's Basketball  
Team Game-by-Game  
All games**

Page 1/1  
as of Dec 22, 2020

				Total		3-Pointers		Free throws		Rebounds											
Opponent	Date	Score		FG-FGA	PCT	3FG-FGA	PCT	FT-FTA	PCT	OFF	DEF	TOT	AVG	PF	A	TO	BLK	STL	PTS	AVG	
Jacksonville	11/28/2020	84-46	W	32-72	.444	11-32	.344	9-12	.750	18	36	54	54.0	14	29	8	8	4	84	84.0	
Baylor	12/01/2020	62-67	L	20-58	.345	10-27	.370	12-16	.750	14	23	37	45.5	21	14	18	1	4	62	73.0	
Mississippi St.	12/05/2020	67-63	Wot	23-73	.315	6-30	.200	15-21	.714	23	24	47	46.0	24	15	12	3	9	67	71.0	
Stetson	12/13/2020	85-43	W	30-77	.390	9-26	.346	16-24	.667	28	41	69	51.8	13	23	15	4	5	85	74.5	
at Memphis	12/16/2020	65-58	W	22-64	.344	4-22	.182	17-26	.654	18	19	37	48.8	15	10	7	6	6	65	72.6	
at Cincinnati	12/22/2020	73-61	W	23-49	.469	8-21	.381	19-31	.613	13	27	40	47.3	16	16	16	4	4	73	72.7	
Total		436		150-393	.382	48-158	.304	88-130	.677	114	170	284	47.3	103	107	76	26	32	436	72.7	
Opponents		338		123-351	.350	12-72	.167	80-129	.620	79	143	222	37.0	123	53	93	19	37	338	56.3	

**South Fla. Averages**

Games Played	Points/game	FG Pct	3FG Pct	FT Pct	Rebounds/game	Assists/game	Turnovers/game	Assist/Turnover ratio	Steals/game	Blocks/game
6	72.7	38.2	30.4	67.7	47.3	17.8	12.7	1.4	5.3	4.3





**2020-21 South Fla. Women's Basketball  
Opponents Game-by-Game  
All games**

Page 1/1  
as of Dec 22, 2020

				Total		3-Pointers		Free throws		Rebounds											
Opponent	Date	Score		FG-FGA	PCT	3FG-FGA	PCT	FT-FTA	PCT	OFF	DEF	TOT	AVG	PF	A	TO	BLK	STL	PTS	AVG	
Jacksonville	11/28/2020	84-46	W	16-54	.296	3-10	.300	11-23	.478	8	22	30	30.0	16	5	13	0	4	46	46.0	
Baylor	12/01/2020	62-67	L	25-68	.368	0-11	.000	17-23	.739	24	26	50	40.0	17	20	16	7	13	67	56.5	
Mississippi St.	12/05/2020	67-63	Wot	20-59	.339	2-13	.154	21-34	.618	19	29	48	42.7	24	3	21	4	2	63	58.7	
Stetson	12/13/2020	85-43	W	16-60	.267	4-20	.200	7-14	.500	6	23	29	39.3	16	6	14	1	6	43	54.8	
at Memphis	12/16/2020	65-58	W	22-57	.386	2-9	.222	12-15	.800	15	27	42	39.8	24	9	15	3	2	58	55.4	
at Cincinnati	12/22/2020	73-61	W	24-53	.453	1-9	.111	12-20	.600	7	16	23	37.0	26	10	14	4	10	61	56.3	
Total		338		123-351	.350	12-72	.167	80-129	.620	79	143	222	37.0	123	53	93	19	37	338	56.3	
South Fla.		436		150-393	.382	48-158	.304	88-130	.677	114	170	284	47.3	103	107	76	26	32	436	72.7	

**Opponents Averages**

Games Played	Points/game	FG Pct	3FG Pct	FT Pct	Rebounds/game	Assists/game	Turnovers/game	Assist/Turnover ratio	Steals/game	Blocks/game
6	56.3	35.0	16.7	62.0	37.0	8.8	15.5	0.6	6.2	3.2



2020-21 South Fla. Women's Basketball  
Team High/Low Analysis  
All games

Page 1/4  
as of Dec 22, 2020

South Fla. - Game Highs

POINTS	85	Stetson (12/13/2020)
	84	Jacksonville (11/28/2020)
	73	at Cincinnati (12/22/2020)
	67	Mississippi St. (12/05/2020)
	65	at Memphis (12/16/2020)
FIELD GOALS MADE	32	Jacksonville (11/28/2020)
	30	Stetson (12/13/2020)
FIELD GOAL ATTEMPTS	77	Stetson (12/13/2020)
	73	Mississippi St. (12/05/2020)
FIELD GOAL PERCENTAGE	.469 (23-49)	at Cincinnati (12/22/2020)
	.444 (32-72)	Jacksonville (11/28/2020)
3 PT FG MADE	11	Jacksonville (11/28/2020)
	10	Baylor (12/01/2020)
3 PT FG ATTEMPTS	32	Jacksonville (11/28/2020)
	30	Mississippi St. (12/05/2020)
3 PT FG PERCENTAGE	.381 (8-21)	at Cincinnati (12/22/2020)
	.370 (10-27)	Baylor (12/01/2020)
FREE THROWS MADE	19	at Cincinnati (12/22/2020)
	17	at Memphis (12/16/2020)
FREE THROW ATTEMPTS	31	at Cincinnati (12/22/2020)
	26	at Memphis (12/16/2020)
FREE THROW PERCENTAGE	.750 (12-16)	Baylor (12/01/2020)
	.750 (9-12)	Jacksonville (11/28/2020)
REBOUNDS	69	Stetson (12/13/2020)
	54	Jacksonville (11/28/2020)
ASSISTS	29	Jacksonville (11/28/2020)
	23	Stetson (12/13/2020)
STEALS	9	Mississippi St. (12/05/2020)
	6	at Memphis (12/16/2020)
BLOCKED SHOTS	8	Jacksonville (11/28/2020)
	6	at Memphis (12/16/2020)
TURNOVERS	18	Baylor (12/01/2020)
	16	at Cincinnati (12/22/2020)
FOULS	24	Mississippi St. (12/05/2020)
	21	Baylor (12/01/2020)



2020-21 South Fla. Women's Basketball  
Team High/Low Analysis  
All games

Page 2/4  
as of Dec 22, 2020

Opponent - Game Highs

POINTS	67		Baylor (12/01/2020)
	63		Mississippi St. (12/05/2020)
	61		at Cincinnati (12/22/2020)
	58		at Memphis (12/16/2020)
	46		Jacksonville (11/28/2020)
FIELD GOALS MADE	25		Baylor (12/01/2020)
	24		at Cincinnati (12/22/2020)
FIELD GOAL ATTEMPTS	68		Baylor (12/01/2020)
	60		Stetson (12/13/2020)
FIELD GOAL PERCENTAGE	.453	(24-53)	at Cincinnati (12/22/2020)
	.386	(22-57)	at Memphis (12/16/2020)
3 PT FG MADE	4		Stetson (12/13/2020)
	3		Jacksonville (11/28/2020)
3 PT FG ATTEMPTS	20		Stetson (12/13/2020)
	13		Mississippi St. (12/05/2020)
3 PT FG PERCENTAGE	.300	(3-10)	Jacksonville (11/28/2020)
	.222	(2-9)	at Memphis (12/16/2020)
FREE THROWS MADE	21		Mississippi St. (12/05/2020)
	17		Baylor (12/01/2020)
FREE THROW ATTEMPTS	34		Mississippi St. (12/05/2020)
	23		Baylor (12/01/2020)
	23		Jacksonville (11/28/2020)
FREE THROW PERCENTAGE	.800	(12-15)	at Memphis (12/16/2020)
	.739	(17-23)	Baylor (12/01/2020)
REBOUNDS	50		Baylor (12/01/2020)
	48		Mississippi St. (12/05/2020)
ASSISTS	20		Baylor (12/01/2020)
	10		at Cincinnati (12/22/2020)
STEALS	13		Baylor (12/01/2020)
	10		at Cincinnati (12/22/2020)
BLOCKED SHOTS	7		Baylor (12/01/2020)
	4		at Cincinnati (12/22/2020)
	4		Mississippi St. (12/05/2020)
TURNOVERS	21		Mississippi St. (12/05/2020)
	16		Baylor (12/01/2020)
FOULS	26		at Cincinnati (12/22/2020)
	24		at Memphis (12/16/2020)
	24		Mississippi St. (12/05/2020)



2020-21 South Fla. Women's Basketball  
Team High/Low Analysis  
All games

Page 3/4  
as of Dec 22, 2020

South Fla. - Game Lows

POINTS	62		Baylor (12/01/2020)
	65		at Memphis (12/16/2020)
	67		Mississippi St. (12/05/2020)
	73		at Cincinnati (12/22/2020)
	84		Jacksonville (11/28/2020)
FIELD GOALS MADE	20		Baylor (12/01/2020)
	22		at Memphis (12/16/2020)
FIELD GOAL ATTEMPTS	49		at Cincinnati (12/22/2020)
	58		Baylor (12/01/2020)
FIELD GOAL PERCENTAGE	.315	(23-73)	Mississippi St. (12/05/2020)
	.344	(22-64)	at Memphis (12/16/2020)
3 PT FG MADE	4		at Memphis (12/16/2020)
	6		Mississippi St. (12/05/2020)
3 PT FG ATTEMPTS	21		at Cincinnati (12/22/2020)
	22		at Memphis (12/16/2020)
3 PT FG PERCENTAGE	.182	(4-22)	at Memphis (12/16/2020)
	.200	(6-30)	Mississippi St. (12/05/2020)
FREE THROWS MADE	9		Jacksonville (11/28/2020)
	12		Baylor (12/01/2020)
FREE THROW ATTEMPTS	12		Jacksonville (11/28/2020)
	16		Baylor (12/01/2020)
FREE THROW PERCENTAGE	.613	(19-31)	at Cincinnati (12/22/2020)
	.654	(17-26)	at Memphis (12/16/2020)
REBOUNDS	37		at Memphis (12/16/2020)
	37		Baylor (12/01/2020)
ASSISTS	10		at Memphis (12/16/2020)
	14		Baylor (12/01/2020)
STEALS	4		at Cincinnati (12/22/2020)
	4		Baylor (12/01/2020)
	4		Jacksonville (11/28/2020)
BLOCKED SHOTS	1		Baylor (12/01/2020)
	3		Mississippi St. (12/05/2020)
TURNOVERS	7		at Memphis (12/16/2020)
	8		Jacksonville (11/28/2020)
FOULS	13		Stetson (12/13/2020)
	14		Jacksonville (11/28/2020)





2020-21 South Fla. Women's Basketball  
Team High/Low Analysis  
All games

Page 4/4  
as of Dec 22, 2020

Opponent - Game Lows

POINTS	43		Stetson (12/13/2020)
	46		Jacksonville (11/28/2020)
	58		at Memphis (12/16/2020)
	61		at Cincinnati (12/22/2020)
	63		Mississippi St. (12/05/2020)
FIELD GOALS MADE	16		Stetson (12/13/2020)
	16		Jacksonville (11/28/2020)
FIELD GOAL ATTEMPTS	53		at Cincinnati (12/22/2020)
	54		Jacksonville (11/28/2020)
FIELD GOAL PERCENTAGE	.267	(16-60)	Stetson (12/13/2020)
	.296	(16-54)	Jacksonville (11/28/2020)
3 PT FG MADE	0		Baylor (12/01/2020)
	1		at Cincinnati (12/22/2020)
3 PT FG ATTEMPTS	9		at Cincinnati (12/22/2020)
	9		at Memphis (12/16/2020)
3 PT FG PERCENTAGE	.000	(0-11)	Baylor (12/01/2020)
	.111	(1-9)	at Cincinnati (12/22/2020)
FREE THROWS MADE	7		Stetson (12/13/2020)
	11		Jacksonville (11/28/2020)
FREE THROW ATTEMPTS	14		Stetson (12/13/2020)
	15		at Memphis (12/16/2020)
FREE THROW PERCENTAGE	.478	(11-23)	Jacksonville (11/28/2020)
	.500	(7-14)	Stetson (12/13/2020)
REBOUNDS	23		at Cincinnati (12/22/2020)
	29		Stetson (12/13/2020)
ASSISTS	3		Mississippi St. (12/05/2020)
	5		Jacksonville (11/28/2020)
STEALS	2		at Memphis (12/16/2020)
	2		Mississippi St. (12/05/2020)
BLOCKED SHOTS	0		Jacksonville (11/28/2020)
	1		Stetson (12/13/2020)
TURNOVERS	13		Jacksonville (11/28/2020)
	14		at Cincinnati (12/22/2020)
	14		Stetson (12/13/2020)
FOULS	16		Stetson (12/13/2020)
	16		Jacksonville (11/28/2020)



2020-21 South Fla. Women's Basketball  
Individual Game-by-Game  
All games

Page 1/14  
as of Dec 22, 2020

#0 VITULOVA, Tereza

				Total		3-Pointers		Free throws		Rebounds											
Opponent	Date	GS	MIN	FG-FGA	PCT	3FG-3FGA	PCT	FT-FTA	PCT	OFF	DEF	TOT	AVG	PF	A	T/O	BLK	STL	PTS	AVG	
at Cincinnati	12/22/2020		08:03	1-2	.500	0-1	.000	2-2	1.000	0	1	1	1.0	0	0	0	0	0	4	4.0	
Totals		0	08:03	1-2	.500	0-1	.000	2-2	1.000	0	1	1	1.0	0	0	0	0	0	4	4.0	

Player Averages

Games Played	Minutes/game	Points/game	FG Pct	3FG Pct	FT Pct	Rebounds/game	Assists/game	Turnovers/game	Assist/Turnover ratio	Steals/game	Blocks/game
1	8.1	4.0	50.0	0.0	100.0	1.0	0.0	0.0	0.0	0.0	0.0



2020-21 South Fla. Women's Basketball  
Individual Game-by-Game  
All games

Page 2/14  
as of Dec 22, 2020

#1 ALVAREZ, Maria

Opponent	Date	GS	MIN	Total		3-Pointers		Free throws		Rebounds				PF	A	T/O	BLK	STL	PTS	AVG
				FG-FGA	PCT	3FG-3FGA	PCT	FT-FTA	PCT	OFF	DEF	TOT	AVG							
Baylor	12/01/2020		22:07	5-9	.556	4-6	.667	4-4	1.000	0	2	2	2.0	1	2	2	0	1	18	18.0
Mississippi St.	12/05/2020		23:44	3-9	.333	3-6	.500	0-0	.000	0	1	1	1.5	5	1	2	0	0	9	13.5
Stetson	12/13/2020		16:36	3-5	.600	2-4	.500	0-0	.000	1	3	4	2.3	3	1	0	0	1	8	11.7
at Memphis	12/16/2020		10:34	0-2	.000	0-1	.000	1-4	.250	1	0	1	2.0	2	0	0	0	0	1	9.0
at Cincinnati	12/22/2020		17:46	2-4	.500	2-4	.500	2-2	1.000	0	3	3	2.2	1	0	3	0	0	8	8.8
<b>Totals</b>		<b>0</b>	<b>90:47</b>	<b>13-29</b>	<b>.448</b>	<b>11-21</b>	<b>.524</b>	<b>7-10</b>	<b>.700</b>	<b>2</b>	<b>9</b>	<b>11</b>	<b>2.2</b>	<b>12</b>	<b>4</b>	<b>7</b>	<b>0</b>	<b>2</b>	<b>44</b>	<b>8.8</b>

Player Averages

Games Played	Minutes/game	Points/game	FG Pct	3FG Pct	FT Pct	Rebounds/game	Assists/game	Turnovers/game	Assist/Turnover ratio	Steals/game	Blocks/game
5	18.2	8.8	44.8	52.4	70.0	2.2	0.8	1.4	0.6	0.4	0.0



2020-21 South Fla. Women's Basketball  
Individual Game-by-Game  
All games

Page 3/14  
as of Dec 22, 2020

#2 LAZIC, Mihaela

Opponent	Date	GS	MIN	Total		3-Pointers		Free throws		Rebounds				PF	A	T/O	BLK	STL	PTS	AVG
				FG-FGA	PCT	3FG-3FGA	PCT	FT-FTA	PCT	OFF	DEF	TOT	AVG							
Jacksonville	11/28/2020		14:31	3-6	.500	0-3	.000	0-0	.000	0	1	1	1.0	0	5	1	0	0	6	6.0
Baylor	12/01/2020		02:44	0-0	.000	0-0	.000	0-0	.000	0	0	0	0.5	0	0	0	0	0	0	3.0
Mississippi St.	12/05/2020		04:35	0-0	.000	0-0	.000	0-0	.000	0	0	0	0.3	1	0	0	0	0	0	2.0
Stetson	12/13/2020		11:50	1-3	.333	0-1	.000	1-2	.500	1	2	3	1.0	1	4	2	0	0	3	2.3
at Memphis	12/16/2020		01:06	0-0	.000	0-0	.000	0-0	.000	0	0	0	0.8	0	0	0	0	0	0	1.8
at Cincinnati	12/22/2020		00:53	0-0	.000	0-0	.000	0-0	.000	0	0	0	0.7	0	0	1	0	0	0	1.5
Totals		0	35:39	4-9	.444	0-4	.000	1-2	.500	1	3	4	0.7	2	9	4	0	0	9	1.5

Player Averages

Games Played	Minutes/game	Points/game	FG Pct	3FG Pct	FT Pct	Rebounds/game	Assists/game	Turnovers/game	Assist/Turnover ratio	Steals/game	Blocks/game
6	5.9	1.5	44.4	0.0	50.0	0.7	1.5	0.7	2.3	0.0	0.0





2020-21 South Fla. Women's Basketball  
Individual Game-by-Game  
All games

Page 4/14  
as of Dec 22, 2020

#3 HARVEY, Sydni

Opponent	Date	GS	MIN	Total		3-Pointers		Free throws		Rebounds				PF	A	T/O	BLK	STL	PTS	AVG
				FG-FGA	PCT	3FG-3FGA	PCT	FT-FTA	PCT	OFF	DEF	TOT	AVG							
Jacksonville	11/28/2020	*	21:56	4-9	.444	3-6	.500	3-4	.750	0	1	1	1.0	1	3	0	1	0	14	14.0
Baylor	12/01/2020	*	20:48	2-10	.200	2-6	.333	5-8	.625	1	0	1	1.0	4	1	2	0	0	11	12.5
Mississippi St.	12/05/2020	*	29:24	3-12	.250	0-6	.000	2-4	.500	2	0	2	1.3	1	2	3	0	2	8	11.0
Stetson	12/13/2020	*	19:27	2-8	.250	1-5	.200	0-0	.000	1	4	5	2.3	1	3	1	0	2	5	9.5
at Memphis	12/16/2020	*	32:07	3-11	.273	1-5	.200	5-6	.833	1	3	4	2.6	1	3	1	0	2	12	10.0
at Cincinnati	12/22/2020	*	27:10	7-15	.467	5-11	.455	2-2	1.000	2	0	2	2.5	0	1	2	0	2	21	11.8
Totals		6	150:52	21-65	.323	12-39	.308	17-24	.708	7	8	15	2.5	8	13	9	1	8	71	11.8

Player Averages

Games Played	Minutes/ game	Points/ game	FG Pct	3FG Pct	FT Pct	Rebounds/ game	Assists/ game	Turnovers/ game	Assist/Turnover ratio	Steals/ game	Blocks/ game
6	25.1	11.8	32.3	30.8	70.8	2.5	2.2	1.5	1.4	1.3	0.2



2020-21 South Fla. Women's Basketball  
Individual Game-by-Game  
All games

Page 5/14  
as of Dec 22, 2020

#4 PINZAN, Elisa

Opponent	Date	GS	MIN	Total		3-Pointers		Free throws		Rebounds				PF	A	T/O	BLK	STL	PTS	AVG
				FG-FGA	PCT	3FG-3FGA	PCT	FT-FTA	PCT	OFF	DEF	TOT	AVG							
Jacksonville	11/28/2020	*	23:21	4-9	.444	3-6	.500	0-0	.000	1	2	3	3.0	1	4	0	0	2	11	11.0
Baylor	12/01/2020	*	37:16	1-10	.100	0-3	.000	0-0	.000	0	4	4	3.5	1	6	2	0	1	2	6.5
Mississippi St.	12/05/2020	*	40:33	4-14	.286	1-6	.167	5-6	.833	3	8	11	6.0	1	9	2	0	3	14	9.0
Stetson	12/13/2020	*	24:24	1-4	.250	1-2	.500	0-0	.000	0	2	2	5.0	0	4	1	0	0	3	7.5
at Memphis	12/16/2020	*	40:00	5-12	.417	2-7	.286	7-9	.778	0	2	2	4.4	2	3	2	0	1	19	9.8
at Cincinnati	12/22/2020	*	38:50	2-7	.286	0-3	.000	0-5	.000	0	3	3	4.2	1	11	1	0	2	4	8.8
Totals		6	204:24	17-56	.304	7-27	.259	12-20	.600	4	21	25	4.2	6	37	8	0	9	53	8.8

Player Averages

Games Played	Minutes/game	Points/game	FG Pct	3FG Pct	FT Pct	Rebounds/game	Assists/game	Turnovers/game	Assist/Turnover ratio	Steals/game	Blocks/game
6	34.1	8.8	30.4	25.9	60.0	4.2	6.2	1.3	4.6	1.5	0.0



2020-21 South Fla. Women's Basketball  
Individual Game-by-Game  
All games

Page 6/14  
as of Dec 22, 2020

#5 TSINEKE, Elena

Opponent	Date	GS	MIN	Total		3-Pointers		Free throws		Rebounds				PF	A	T/O	BLK	STL	PTS	AVG
				FG-FGA	PCT	3FG-3FGA	PCT	FT-FTA	PCT	OFF	DEF	TOT	AVG							
Jacksonville	11/28/2020	*	21:40	2-10	.200	1-7	.143	0-0	.000	0	0	0	0.0	1	7	1	0	0	5	5.0
Baylor	12/01/2020	*	22:21	4-14	.286	1-8	.125	0-0	.000	3	3	6	3.0	2	4	4	0	0	9	7.0
Mississippi St.	12/05/2020	*	23:25	4-12	.333	1-5	.200	0-0	.000	2	1	3	3.0	3	0	1	0	0	9	7.7
Stetson	12/13/2020	*	22:24	5-10	.500	4-7	.571	2-2	1.000	1	3	4	3.3	1	1	1	2	1	16	9.8
at Memphis	12/16/2020	*	20:30	5-15	.333	1-7	.143	3-3	1.000	0	1	1	2.8	0	2	0	0	0	14	10.6
at Cincinnati	12/22/2020	*	14:37	3-5	.600	0-0	.000	1-2	.500	0	0	0	2.3	2	0	1	0	0	7	10.0
Totals		6	124:57	23-66	.348	8-34	.235	6-7	.857	6	8	14	2.3	9	14	8	2	1	60	10.0

Player Averages

Games Played	Minutes/ game	Points/ game	FG Pct	3FG Pct	FT Pct	Rebounds/ game	Assists/ game	Turnovers/ game	Assist/Turnover ratio	Steals/ game	Blocks/ game
6	20.8	10.0	34.8	23.5	85.7	2.3	2.3	1.3	1.8	0.2	0.3



2020-21 South Fla. Women's Basketball  
Individual Game-by-Game  
All games

Page 7/14  
as of Dec 22, 2020

#11 BLAGROVE, Jade

Opponent	Date	GS	MIN	Total		3-Pointers		Free throws		Rebounds							
				FG-FGA	PCT	3FG-3FGA	PCT	FT-FTA	PCT	OFF	DEF	TOT	AVG	PF	A	T/O	BLK
Jacksonville	11/28/2020		01:55	0-0	.000	0-0	.000	0-0	.000	0	0	0	0.0	0	0	1	0
Stetson	12/13/2020		03:12	1-1	1.000	0-0	.000	3-4	.750	2	0	2	1.0	0	0	1	0
Totals		0	05:07	1-1	1.000	0-0	.000	3-4	.750	2	0	2	1.0	0	0	2	0

Player Averages

Games Played	Minutes/game	Points/game	FG Pct	3FG Pct	FT Pct	Rebounds/game	Assists/game	Turnovers/game	Assist/Turnover ratio	Steals/game	Blocks/game
2	2.6	2.5	100.0	0.0	75.0	1.0	0.0	1.0	0.0	0.5	0.0





**2020-21 South Fla. Women's Basketball**  
**Individual Game-by-Game**  
**All games**

Page 8/14  
as of Dec 22, 2020

**#12 BERMEJO, Cristina**

Opponent	Date	GS	MIN	Total		3-Pointers		Free throws		Rebounds				PF	A	T/O	BLK	STL	PTS	AVG
				FG-FGA	PCT	3FG-3FGA	PCT	FT-FTA	PCT	OFF	DEF	TOT	AVG							
Jacksonville	11/28/2020		16:14	0-3	.000	0-2	.000	0-0	.000	0	3	3	3.0	2	2	2	0	0	0	0.0
Baylor	12/01/2020		06:54	1-1	1.000	0-0	.000	0-0	.000	2	0	2	2.5	2	0	0	0	0	2	1.0
Mississippi St.	12/05/2020		07:55	1-3	.333	0-1	.000	2-2	1.000	0	3	3	2.7	2	0	0	0	1	4	2.0
Stetson	12/13/2020		14:22	3-7	.429	0-0	.000	4-4	1.000	2	1	3	2.8	0	2	1	0	0	10	4.0
at Memphis	12/16/2020		05:13	0-0	.000	0-0	.000	0-0	.000	0	2	2	2.6	0	0	0	0	0	0	3.2
at Cincinnati	12/22/2020		04:32	0-0	.000	0-0	.000	0-0	.000	1	0	1	2.3	2	1	0	0	0	0	2.7
<b>Totals</b>		<b>0</b>	<b>55:10</b>	<b>5-14</b>	<b>.357</b>	<b>0-3</b>	<b>.000</b>	<b>6-6</b>	<b>1.000</b>	<b>5</b>	<b>9</b>	<b>14</b>	<b>2.3</b>	<b>8</b>	<b>5</b>	<b>3</b>	<b>0</b>	<b>1</b>	<b>16</b>	<b>2.7</b>

**Player Averages**

Games Played	Minutes/ game	Points/ game	FG Pct	3FG Pct	FT Pct	Rebounds/ game	Assists/ game	Turnovers/ game	Assist/Turnover ratio	Steals/ game	Blocks/ game
6	9.2	2.7	35.7	0.0	100.0	2.3	0.8	0.5	1.7	0.2	0.0



2020-21 South Fla. Women's Basketball  
Individual Game-by-Game  
All games

Page 9/14  
as of Dec 22, 2020

#13 GUERREIRO, Sara

Opponent	Date	GS	MIN	Total		3-Pointers		Free throws		Rebounds											
				FG-FGA	PCT	3FG-3FGA	PCT	FT-FTA	PCT	OFF	DEF	TOT	AVG	PF	A	T/O	BLK	STL	PTS	AVG	
Jacksonville	11/28/2020		12:09	3-5	.600	0-0	.000	0-0	.000	2	1	3	3.0	0	1	1	0	0	6	6.0	
Baylor	12/01/2020		01:39	0-0	.000	0-0	.000	0-0	.000	0	0	0	1.5	0	0	0	0	0	0	3.0	
Mississippi St.	12/05/2020		00:13	0-0	.000	0-0	.000	0-0	.000	0	0	0	1.0	0	0	0	0	0	0	2.0	
Stetson	12/13/2020		10:54	1-6	.167	0-3	.000	0-0	.000	1	0	1	1.0	0	0	1	0	0	2	2.0	
Totals		0	24:55	4-11	.364	0-3	.000	0-0	.000	3	1	4	1.0	0	1	2	0	0	8	2.0	

Player Averages

Games Played	Minutes/game	Points/game	FG Pct	3FG Pct	FT Pct	Rebounds/game	Assists/game	Turnovers/game	Assist/Turnover ratio	Steals/game	Blocks/game
4	6.2	2.0	36.4	0.0	0.0	1.0	0.3	0.5	0.5	0.0	0.0



**2020-21 South Fla. Women's Basketball**  
**Individual Game-by-Game**  
**All games**

Page 10/14  
as of Dec 22, 2020

**#20 MUNUNGA, Bethy**

Opponent	Date	GS	MIN	Total		3-Pointers		Free throws		Rebounds				PF	A	T/O	BLK	STL	PTS	AVG
				FG-FGA	PCT	3FG-3FGA	PCT	FT-FTA	PCT	OFF	DEF	TOT	AVG							
Jacksonville	11/28/2020	*	24:57	2-4	.500	0-0	.000	1-2	.500	5	6	11	11.0	4	2	1	2	0	5	5.0
Baylor	12/01/2020	*	33:06	5-5	1.000	3-3	1.000	0-0	.000	2	8	10	10.5	5	0	1	0	0	13	9.0
Mississippi St.	12/05/2020	*	40:45	2-10	.200	0-2	.000	4-5	.800	6	6	12	11.0	3	1	1	1	1	8	8.7
Stetson	12/13/2020	*	22:26	4-8	.500	0-0	.000	3-4	.750	2	9	11	11.0	1	4	1	0	1	11	9.3
at Memphis	12/16/2020	*	31:15	1-5	.200	0-0	.000	0-2	.000	7	3	10	10.8	3	1	3	0	2	2	7.8
at Cincinnati	12/22/2020	*	34:15	3-5	.600	0-0	.000	7-10	.700	2	12	14	11.3	4	2	4	2	0	13	8.7
<b>Totals</b>		<b>6</b>	<b>186:44</b>	<b>17-37</b>	<b>.459</b>	<b>3-5</b>	<b>.600</b>	<b>15-23</b>	<b>.652</b>	<b>24</b>	<b>44</b>	<b>68</b>	<b>11.3</b>	<b>20</b>	<b>10</b>	<b>11</b>	<b>5</b>	<b>4</b>	<b>52</b>	<b>8.7</b>

**Player Averages**

Games Played	Minutes/game	Points/game	FG Pct	3FG Pct	FT Pct	Rebounds/game	Assists/game	Turnovers/game	Assist/Turnover ratio	Steals/game	Blocks/game
6	31.1	8.7	45.9	60.0	65.2	11.3	1.7	1.8	0.9	0.7	0.8



**2020-21 South Fla. Women's Basketball**  
**Individual Game-by-Game**  
**All games**

Page 11/14  
as of Dec 22, 2020

**#21 LEVERETT, Shae**

Opponent	Date	GS	MIN	Total		3-Pointers		Free throws		Rebounds				PF	A	T/O	BLK	STL	PTS	AVG
				FG-FGA	PCT	3FG-3FGA	PCT	FT-FTA	PCT	OFF	DEF	TOT	AVG							
Jacksonville	11/28/2020	*	12:03	1-3	.333	0-0	.000	5-6	.833	5	4	9	9.0	4	1	0	0	0	7	7.0
Baylor	12/01/2020	*	32:44	1-3	.333	0-0	.000	1-2	.500	1	2	3	6.0	3	0	0	0	1	3	5.0
Mississippi St.	12/05/2020	*	43:50	3-3	1.000	0-0	.000	0-2	.000	6	2	8	6.7	3	1	2	2	2	6	5.3
Stetson	12/13/2020	*	20:25	5-7	.714	0-0	.000	2-6	.333	3	1	4	6.0	3	0	0	0	0	12	7.0
at Memphis	12/16/2020	*	24:44	3-7	.429	0-0	.000	1-2	.500	5	1	6	6.0	3	0	1	4	0	7	7.0
at Cincinnati	12/22/2020	*	22:39	1-2	.500	0-0	.000	2-4	.500	3	3	6	6.0	5	0	1	1	0	4	6.5
<b>Totals</b>		<b>6</b>	<b>156:25</b>	<b>14-25</b>	<b>.560</b>	<b>0-0</b>	<b>.000</b>	<b>11-22</b>	<b>.500</b>	<b>23</b>	<b>13</b>	<b>36</b>	<b>6.0</b>	<b>21</b>	<b>2</b>	<b>4</b>	<b>7</b>	<b>3</b>	<b>39</b>	<b>6.5</b>

**Player Averages**

Games Played	Minutes/game	Points/game	FG Pct	3FG Pct	FT Pct	Rebounds/game	Assists/game	Turnovers/game	Assist/Turnover ratio	Steals/game	Blocks/game
6	26.1	6.5	56.0	0.0	50.0	6.0	0.3	0.7	0.5	0.5	1.2



**2020-21 South Fla. Women's Basketball**  
**Individual Game-by-Game**  
**All games**

Page 12/14  
as of Dec 22, 2020

**#22 BRABENCOVA, Kristyna**

Opponent	Date	GS	MIN	Total		3-Pointers		Free throws		Rebounds											
				FG-FGA	PCT	3FG-3FGA	PCT	FT-FTA	PCT	OFF	DEF	TOT	AVG	PF	A	T/O	BLK	STL	PTS	AVG	
Jacksonville	11/28/2020		23:17	7-16	.438	4-8	.500	0-0	.000	1	2	3	3.0	1	3	0	1	1	18	18.0	
Baylor	12/01/2020		13:05	0-3	.000	0-1	.000	2-2	1.000	0	0	0	1.5	2	1	5	1	0	2	10.0	
Mississippi St.	12/05/2020		10:36	3-10	.300	1-4	.250	2-2	1.000	0	2	2	1.7	5	1	1	0	0	9	9.7	
Stetson	12/13/2020		14:25	2-10	.200	1-4	.250	0-0	.000	3	5	8	3.3	1	1	2	0	0	5	8.5	
at Memphis	12/16/2020		14:28	0-4	.000	0-2	.000	0-0	.000	0	0	0	2.6	0	0	0	0	1	0	6.8	
at Cincinnati	12/22/2020		17:46	3-8	.375	1-2	.500	3-4	.750	3	3	6	3.2	1	0	1	0	0	10	7.3	
Totals		0	93:37	15-51	.294	7-21	.333	7-8	.875	7	12	19	3.2	10	6	9	2	2	44	7.3	

**Player Averages**

Games Played	Minutes/ game	Points/ game	FG Pct	3FG Pct	FT Pct	Rebounds/ game	Assists/ game	Turnovers/ game	Assist/Turnover ratio	Steals/ game	Blocks/ game
6	15.6	7.3	29.4	33.3	87.5	3.2	1.0	1.5	0.7	0.3	0.3





2020-21 South Fla. Women's Basketball  
Individual Game-by-Game  
All games

Page 13/14  
as of Dec 22, 2020

#24 RODRIGUEZ, Angelee

Opponent	Date	GS	MIN	Total		3-Pointers		Free throws		Rebounds				PF	A	T/O	BLK	STL	PTS	AVG
				FG-FGA	PCT	3FG-3FGA	PCT	FT-FTA	PCT	OFF	DEF	TOT	AVG							
Jacksonville	11/28/2020		01:55	0-0	.000	0-0	.000	0-0	.000	0	1	1	1.0	0	0	0	0	0	0	0.0
Stetson	12/13/2020		04:38	1-4	.250	0-0	.000	0-0	.000	0	2	2	1.5	0	0	0	0	0	2	1.0
Totals		0	06:33	1-4	.250	0-0	.000	0-0	.000	0	3	3	1.5	0	0	0	0	0	2	1.0

Player Averages

Games Played	Minutes/game	Points/game	FG Pct	3FG Pct	FT Pct	Rebounds/game	Assists/game	Turnovers/game	Assist/Turnover ratio	Steals/game	Blocks/game
2	3.3	1.0	25.0	0.0	0.0	1.5	0.0	0.0	0.0	0.0	0.0



2020-21 South Fla. Women's Basketball  
Individual Game-by-Game  
All games

Page 14/14  
as of Dec 22, 2020

#31 JORDAO, Beatriz

Opponent	Date	GS	MIN	Total		3-Pointers		Free throws		Rebounds								PTS	AVG
				FG-FGA	PCT	3FG-3FGA	PCT	FT-FTA	PCT	OFF	DEF	TOT	AVG	PF	A	T/O	BLK	STL	
Jacksonville	11/28/2020		26:02	6-7	.857	0-0	.000	0-0	.000	2	12	14	14.0	0	1	0	4	0	12
Baylor	12/01/2020		07:16	1-3	.333	0-0	.000	0-0	.000	0	0	0	7.0	1	0	0	0	1	7.0
Stetson	12/13/2020		14:57	1-4	.250	0-0	.000	1-2	.500	4	6	10	8.0	2	3	4	2	0	5.7
at Memphis	12/16/2020		20:03	5-8	.625	0-0	.000	0-0	.000	2	4	6	7.5	4	1	0	2	0	6.8
at Cincinnati	12/22/2020		13:29	1-1	1.000	0-0	.000	0-0	.000	0	2	2	6.4	0	1	1	1	0	5.8
<b>Totals</b>		<b>0</b>	<b>81:48</b>	<b>14-23</b>	<b>.609</b>	<b>0-0</b>	<b>.000</b>	<b>1-2</b>	<b>.500</b>	<b>8</b>	<b>24</b>	<b>32</b>	<b>6.4</b>	<b>7</b>	<b>6</b>	<b>5</b>	<b>9</b>	<b>1</b>	<b>29</b>

Player Averages

Games Played	Minutes/game	Points/game	FG Pct	3FG Pct	FT Pct	Rebounds/game	Assists/game	Turnovers/game	Assist/Turnover ratio	Steals/game	Blocks/game
5	16.4	5.8	60.9	0.0	50.0	6.4	1.2	1.0	1.2	0.2	1.8



**2020-21 South Fla. Women's Basketball**  
**Player Highs Analysis**  
**All games**

Page 1/3  
as of Dec 22, 2020

**South Fla. - Individual Game Highs**

<b>POINTS</b>	21		Sydni Harvey at Cincinnati (12/22/2020)
	19		Elisa Pinzan at Memphis (12/16/2020)
	18		Maria Alvarez vs Baylor (12/01/2020)
	18		Kristyna Brabencova vs Jacksonville (11/28/2020)
	16		Elena Tsineke vs Stetson (12/13/2020)
<b>FIELD GOALS MADE</b>	7		Sydni Harvey at Cincinnati (12/22/2020)
	7		Kristyna Brabencova vs Jacksonville (11/28/2020)
<b>FIELD GOAL ATTEMPTS</b>	16		Kristyna Brabencova vs Jacksonville (11/28/2020)
	15		Sydni Harvey at Cincinnati (12/22/2020)
	15		Elena Tsineke at Memphis (12/16/2020)
<b>FIELD GOAL PERCENTAGE (min 5 made)</b>	1.000	(5-5)	Bethy Mununga vs Baylor (12/01/2020)
	.857	(6-7)	Beatriz Jordao vs Jacksonville (11/28/2020)
<b>3 PT FG MADE</b>	5		Sydni Harvey at Cincinnati (12/22/2020)
	4		Elena Tsineke vs Stetson (12/13/2020)
	4		Maria Alvarez vs Baylor (12/01/2020)
	4		Kristyna Brabencova vs Jacksonville (11/28/2020)
<b>3 PT FG ATTEMPTS</b>	11		Sydni Harvey at Cincinnati (12/22/2020)
	8		Elena Tsineke vs Baylor (12/01/2020)
	8		Kristyna Brabencova vs Jacksonville (11/28/2020)
<b>3 PT FG PERCENTAGE (min 2 made)</b>	1.000	(3-3)	Bethy Mununga vs Baylor (12/01/2020)
	.667	(4-6)	Maria Alvarez vs Baylor (12/01/2020)
<b>FREE THROWS MADE</b>	7		Bethy Mununga at Cincinnati (12/22/2020)
	7		Elisa Pinzan at Memphis (12/16/2020)
<b>FREE THROW ATTEMPTS</b>	10		Bethy Mununga at Cincinnati (12/22/2020)
	9		Elisa Pinzan at Memphis (12/16/2020)
<b>FREE THROW PERCENTAGE (min 3 made)</b>	1.000	(4-4)	Cristina Bermejo vs Stetson (12/13/2020)
	1.000	(4-4)	Maria Alvarez vs Baylor (12/01/2020)
	1.000	(3-3)	Elena Tsineke at Memphis (12/16/2020)
<b>REBOUNDS</b>	14		Bethy Mununga at Cincinnati (12/22/2020)
	14		Beatriz Jordao vs Jacksonville (11/28/2020)
<b>ASSISTS</b>	11		Elisa Pinzan at Cincinnati (12/22/2020)
	9		Elisa Pinzan vs Mississippi St. (12/05/2020)
<b>STEALS</b>	3		Elisa Pinzan vs Mississippi St. (12/05/2020)
	2		Elisa Pinzan at Cincinnati (12/22/2020)
	2		Sydni Harvey at Cincinnati (12/22/2020)
	2		Sydni Harvey at Memphis (12/16/2020)
	2		Bethy Mununga at Memphis (12/16/2020)
	2		Sydni Harvey vs Stetson (12/13/2020)
	2		Sydni Harvey vs Mississippi St. (12/05/2020)
	2		Shae Leverett vs Mississippi St. (12/05/2020)
	2		Elisa Pinzan vs Jacksonville (11/28/2020)
<b>BLOCKED SHOTS</b>	4		Shae Leverett at Memphis (12/16/2020)
	4		Beatriz Jordao vs Jacksonville (11/28/2020)
<b>TURNOVERS</b>	5		Kristyna Brabencova vs Baylor (12/01/2020)
	4		Bethy Mununga at Cincinnati (12/22/2020)
	4		Beatriz Jordao vs Stetson (12/13/2020)
	4		Elena Tsineke vs Baylor (12/01/2020)
<b>FOULS</b>	5		Shae Leverett at Cincinnati (12/22/2020)
	5		Maria Alvarez vs Mississippi St. (12/05/2020)
	5		Kristyna Brabencova vs Mississippi St. (12/05/2020)
	5		Bethy Mununga vs Baylor (12/01/2020)



**2020-21 South Fla. Women's Basketball**  
**Player Highs Analysis**  
**All games**

Page 2/3  
as of Dec 22, 2020

**Opponent - Individual Game Highs**

<b>POINTS</b>	32		Ilmar'I Thomas at Cincinnati (12/22/2020)
	25		Queen Egbo vs Baylor (12/01/2020)
	20		Dulcy Mendjiadeu Fankam at Memphis (12/16/2020)
	18		Rickeya Jackson vs Mississippi St. (12/05/2020)
	17		Aliyah Matharu vs Mississippi St. (12/05/2020)
<b>FIELD GOALS MADE</b>	13		Ilmar'I Thomas at Cincinnati (12/22/2020)
	10		Queen Egbo vs Baylor (12/01/2020)
<b>FIELD GOAL ATTEMPTS</b>	20		Ilmar'I Thomas at Cincinnati (12/22/2020)
	20		Rickeya Jackson vs Mississippi St. (12/05/2020)
<b>FIELD GOAL PERCENTAGE (min 5 made)</b>	.857	(6-7)	Arame Niang at Cincinnati (12/22/2020)
	.700	(7-10)	Alana Davis at Memphis (12/16/2020)
<b>3 PT FG MADE</b>	2		Shekinah Rachel vs Jacksonville (11/28/2020)
	1		Milan Schimmel at Cincinnati (12/22/2020)
	1		Madison Griggs at Memphis (12/16/2020)
	1		Coriah Beck at Memphis (12/16/2020)
	1		Tippy Robertson vs Stetson (12/13/2020)
	1		Yazz Wazeerud-Din vs Stetson (12/13/2020)
	1		Jamiya Turner vs Stetson (12/13/2020)
	1		Shamari Tyson vs Stetson (12/13/2020)
	1		Aliyah Matharu vs Mississippi St. (12/05/2020)
	1		Sidney Cooks vs Mississippi St. (12/05/2020)
	1		Ashley Malone vs Jacksonville (11/28/2020)
<b>3 PT FG ATTEMPTS</b>	7		Yazz Wazeerud-Din vs Stetson (12/13/2020)
	5		Madison Griggs at Memphis (12/16/2020)
	5		Aliyah Matharu vs Mississippi St. (12/05/2020)
<b>3 PT FG PERCENTAGE (min 2 made)</b>	.667	(2-3)	Shekinah Rachel vs Jacksonville (11/28/2020)
<b>FREE THROWS MADE</b>	8		Aliyah Matharu vs Mississippi St. (12/05/2020)
	6		Ilmar'I Thomas at Cincinnati (12/22/2020)
<b>FREE THROW ATTEMPTS</b>	10		Ilmar'I Thomas at Cincinnati (12/22/2020)
	9		Rickeya Jackson vs Mississippi St. (12/05/2020)
	9		Aliyah Matharu vs Mississippi St. (12/05/2020)
<b>FREE THROW PERCENTAGE (min 3 made)</b>	1.000	(4-4)	Coriah Beck at Memphis (12/16/2020)
	1.000	(4-4)	NaLyssa Smith vs Baylor (12/01/2020)
<b>REBOUNDS</b>	14		Dulcy Mendjiadeu Fankam at Memphis (12/16/2020)
	11		Queen Egbo vs Baylor (12/01/2020)
<b>ASSISTS</b>	7		Aerial Wilson at Memphis (12/16/2020)
	7		DiDi Richards vs Baylor (12/01/2020)
<b>STEALS</b>	4		Ilmar'I Thomas at Cincinnati (12/22/2020)
	2		Jadyn Scott at Cincinnati (12/22/2020)
	2		Destiny Haymer at Cincinnati (12/22/2020)
	2		Tippy Robertson vs Stetson (12/13/2020)
	2		Jamiya Turner vs Stetson (12/13/2020)
	2		Aliyah Matharu vs Mississippi St. (12/05/2020)
	2		DiDi Richards vs Baylor (12/01/2020)
	2		Caitlin Bickle vs Baylor (12/01/2020)
	2		Trinity Oliver vs Baylor (12/01/2020)
	2		Moon Ursin vs Baylor (12/01/2020)
	2		NaLyssa Smith vs Baylor (12/01/2020)
<b>BLOCKED SHOTS</b>	3		Queen Egbo vs Baylor (12/01/2020)
	2		Jillian Hayes at Cincinnati (12/22/2020)
	2		Yemiyah Morris vs Mississippi St. (12/05/2020)
<b>TURNOVERS</b>	9		Rickeya Jackson vs Mississippi St. (12/05/2020)
	6		Tonysha Curry vs Stetson (12/13/2020)



2020-21 South Fla. Women's Basketball  
Player Highs Analysis  
All games

Page 3/3  
as of Dec 22, 2020

Opponent - Individual Game Highs

FOULS	5	Destiny Haymer at Cincinnati (12/22/2020)
	5	Arame Niang at Cincinnati (12/22/2020)
	5	Madison Griggs at Memphis (12/16/2020)
	5	Dulcy Mendjiadeu Fankam at Memphis (12/16/2020)
	5	Shania Edgecombe vs Stetson (12/13/2020)
	5	Jessika Carter vs Mississippi St. (12/05/2020)





**2020-21 South Fla. Women's Basketball**  
**Individual Career Summaries**  
**All games**

Page 1/7  
as of Dec 22, 2020

**ALVAREZ, Maria**

				Field Goals		3-Point		F-Throws		Rebounds									Scoring	
SEASON	TEAM	GP-GS	MIN/AVG	FG-FGA	FG%	3FG-FGA	3FG%	FT-FTA	FT%	OFF	DEF	TOT	AVG	PF-FO	AST	TO	BLK	STL	PTS	AVG
2019-20	USF	15-8	410/27.3	44-131	.336	34-108	.315	10-20	.500	7	37	44	2.9	26-1	49	25	0	15	132	8.8
2020-21	USF	5-0	91/18.2	13-29	.448	11-21	.524	7-10	.700	2	9	11	2.2	12-1	4	7	0	2	44	8.8
<b>TOTAL</b>		<b>20-8</b>	<b>501/25.0</b>	<b>57-160</b>	<b>.356</b>	<b>45-129</b>	<b>.349</b>	<b>17-30</b>	<b>.567</b>	<b>9</b>	<b>46</b>	<b>55</b>	<b>2.8</b>	<b>38-2</b>	<b>53</b>	<b>32</b>	<b>0</b>	<b>17</b>	<b>176</b>	<b>8.8</b>

**Single Game Highs**

Statistic	Value	
Points	20	vs VCU 11/15/19
Rebounds	6	vs Mississippi St. 12/19/19, at UNLV 12/21/19
Assists	6	vs FGCU 11/29/19, vs Mississippi St. 12/19/19
Steals	2	4 times
FG Made	7	vs VCU 11/15/19
FG Attempts	14	vs Notre Dame 11/30/19
3FG Made	6	vs Alabama St. 12/06/19
3FG Attempts	13	vs Notre Dame 11/30/19
FT Made	4	vs Baylor 12/01/20
FT Attempts	4	4 times

**BERMEJO, Cristina**

				Field Goals		3-Point		F-Throws		Rebounds									Scoring	
SEASON	TEAM	GP-GS	MIN/AVG	FG-FGA	FG%	3FG-FGA	3FG%	FT-FTA	FT%	OFF	DEF	TOT	AVG	PF-FO	AST	TO	BLK	STL	PTS	AVG
2019-20	USF	24-1	241/10.0	17-52	.327	6-22	.273	10-16	.625	13	33	46	1.9	29-0	18	29	5	14	50	2.1
2020-21	USF	6-0	55/9.2	5-14	.357	0-3	.000	6-6	1.000	5	9	14	2.3	8-0	5	3	0	1	16	2.7
<b>TOTAL</b>		<b>30-1</b>	<b>296/9.9</b>	<b>22-66</b>	<b>.333</b>	<b>6-25</b>	<b>.240</b>	<b>16-22</b>	<b>.727</b>	<b>18</b>	<b>42</b>	<b>60</b>	<b>2.0</b>	<b>37-0</b>	<b>23</b>	<b>32</b>	<b>5</b>	<b>15</b>	<b>66</b>	<b>2.2</b>

**Single Game Highs**

Statistic	Value	
Points	10	vs Idaho 12/15/19, vs Stetson 12/13/20
Rebounds	5	at Memphis 02/22/20, at Tulane 02/13/20, vs Idaho 12/15/19
Assists	5	at Memphis 02/22/20
Steals	2	at Memphis 02/22/20, at Tulane 02/13/20, vs Saint Francis (PA) 11/24/19
Blocks	2	vs Jacksonville 11/05/19, vs Alabama St. 12/06/19
FG Made	4	vs SMU 02/29/20, vs Idaho 12/15/19
FG Attempts	9	vs Idaho 12/15/19
3FG Made	2	vs Idaho 12/15/19
3FG Attempts	5	vs Idaho 12/15/19
FT Made	4	vs Stetson 12/13/20
FT Attempts	4	vs Stetson 12/13/20



**2020-21 South Fla. Women's Basketball  
Individual Career Summaries  
All games**

Page 2/7  
as of Dec 22, 2020

**BLAGROVE, Jade**

				Field Goals		3-Point		F-Throws		Rebounds										Scoring	
SEASON	TEAM	GP-GS	MIN/AVG	FG-FGA	FG%	3FG-FGA	3FG%	FT-FTA	FT%	OFF	DEF	TOT	AVG	PF-FO	AST	TO	BLK	STL		PTS	AVG
2020-21	USF	2-0	5/2.6	1-1	1.000	0-0	.000	3-4	.750	2	0	2	1.0	0-0	0	2	0	1		5	2.5
<b>TOTAL</b>		<b>2-0</b>	<b>5/2.6</b>	<b>1-1</b>	<b>1.000</b>	<b>0-0</b>	<b>.000</b>	<b>3-4</b>	<b>.750</b>	<b>2</b>	<b>0</b>	<b>2</b>	<b>1.0</b>	<b>0-0</b>	<b>0</b>	<b>2</b>	<b>0</b>	<b>1</b>		<b>5</b>	<b>2.5</b>

**Single Game Highs**

Statistic	Value	
Points	5	vs Stetson 12/13/20
Rebounds	2	vs Stetson 12/13/20
Steals	1	vs Jacksonville 11/28/20
FG Made	1	vs Stetson 12/13/20
FG Attempts	1	vs Stetson 12/13/20
FT Made	3	vs Stetson 12/13/20
FT Attempts	4	vs Stetson 12/13/20

**BRABENCOVA, Kristyna**

				Field Goals		3-Point		F-Throws		Rebounds										Scoring	
SEASON	TEAM	GP-GS	MIN/AVG	FG-FGA	FG%	3FG-FGA	3FG%	FT-FTA	FT%	OFF	DEF	TOT	AVG	PF-FO	AST	TO	BLK	STL		PTS	AVG
2019-20	USF	25-14	600/24.0	66-216	.306	25-96	.260	19-30	.633	31	55	86	3.4	64-1	43	49	19	16		176	7.0
2020-21	USF	6-0	94/15.6	15-51	.294	7-21	.333	7-8	.875	7	12	19	3.2	10-1	6	9	2	2		44	7.3
<b>TOTAL</b>		<b>31-14</b>	<b>694/22.4</b>	<b>81-267</b>	<b>.303</b>	<b>32-117</b>	<b>.274</b>	<b>26-38</b>	<b>.684</b>	<b>38</b>	<b>67</b>	<b>105</b>	<b>3.4</b>	<b>74-2</b>	<b>49</b>	<b>58</b>	<b>21</b>	<b>18</b>		<b>220</b>	<b>7.1</b>

**Single Game Highs**

Statistic	Value	
Points	18	vs Jacksonville 11/28/20
Rebounds	11	vs Idaho 12/15/19
Assists	7	vs Cincinnati 01/05/20
Steals	3	vs VCU 11/15/19, at Tulsa 01/12/20
Blocks	3	vs Mississippi St. 12/19/19, vs Brown 12/30/19
FG Made	7	vs Brown 12/30/19, vs Jacksonville 11/28/20
FG Attempts	16	vs Mississippi St. 12/19/19, vs Cincinnati 01/05/20, vs Jacksonville 11/28/20
3FG Made	4	vs Alabama St. 12/06/19, vs Jacksonville 11/28/20
3FG Attempts	9	vs Alabama St. 12/06/19
FT Made	5	vs Howard 11/12/19
FT Attempts	6	vs Howard 11/12/19



**2020-21 South Fla. Women's Basketball  
Individual Career Summaries  
All games**

Page 3/7  
as of Dec 22, 2020

**GUERREIRO, Sara**

				Field Goals		3-Point		F-Throws		Rebounds										Scoring	
SEASON	TEAM	GP-GS	MIN/AVG	FG-FGA	FG%	3FG-FGA	3FG%	FT-FTA	FT%	OFF	DEF	TOT	AVG	PF-FO	AST	TO	BLK	STL		PTS	AVG
2020-21	USF	4-0	25/6.2	4-11	.364	0-3	.000	0-0	.000	3	1	4	1.0	0-0	1	2	0	0		8	2.0
<b>TOTAL</b>		<b>4-0</b>	<b>25/6.2</b>	<b>4-11</b>	<b>.364</b>	<b>0-3</b>	<b>.000</b>	<b>0-0</b>	<b>.000</b>	<b>3</b>	<b>1</b>	<b>4</b>	<b>1.0</b>	<b>0-0</b>	<b>1</b>	<b>2</b>	<b>0</b>	<b>0</b>		<b>8</b>	<b>2.0</b>

**Single Game Highs**

Statistic		Value	
Points		6	vs Jacksonville 11/28/20
Rebounds		3	vs Jacksonville 11/28/20
Assists		1	vs Jacksonville 11/28/20
FG Made		3	vs Jacksonville 11/28/20
FG Attempts		6	vs Stetson 12/13/20
3FG Attempts		3	vs Stetson 12/13/20

**HARVEY, Sydney**

				Field Goals		3-Point		F-Throws		Rebounds										Scoring	
SEASON	TEAM	GP-GS	MIN/AVG	FG-FGA	FG%	3FG-FGA	3FG%	FT-FTA	FT%	OFF	DEF	TOT	AVG	PF-FO	AST	TO	BLK	STL		PTS	AVG
2018-19	USF	32-24	964/30.1	120-371	.323	45-131	.344	90-107	.841	30	53	83	2.6	72-4	82	93	2	21		375	11.7
2019-20	USF	22-16	582/26.5	73-205	.356	39-97	.402	74-88	.841	11	23	34	1.5	40-1	30	44	4	20		259	11.8
2020-21	USF	6-6	151/25.1	21-65	.323	12-39	.308	17-24	.708	7	8	15	2.5	8-0	13	9	1	8		71	11.8
<b>TOTAL</b>		<b>60-46</b>	<b>1697/28.3</b>	<b>214-641</b>	<b>.334</b>	<b>96-267</b>	<b>.360</b>	<b>181-219</b>	<b>.826</b>	<b>48</b>	<b>84</b>	<b>132</b>	<b>2.2</b>	<b>120-5</b>	<b>125</b>	<b>146</b>	<b>7</b>	<b>49</b>		<b>705</b>	<b>11.8</b>

**Single Game Highs**

Statistic		Value	
Points		28	vs Tulane 03/07/20
Rebounds		7	vs Memphis 01/23/19
Assists		6	vs Vermont 12/17/18
Steals		2	14 times
Blocks		1	7 times
FG Made		9	vs Tulane 01/19/19
FG Attempts		21	vs Oklahoma 11/18/18
3FG Made		7	vs Temple 02/09/20
3FG Attempts		11	at Cincinnati 12/22/20
FT Made		10	vs Tulane 03/07/20
FT Attempts		12	vs Tulane 03/07/20



**2020-21 South Fla. Women's Basketball  
Individual Career Summaries  
All games**

Page 4/7  
as of Dec 22, 2020

**JORDAO, Beatriz**

				Field Goals		3-Point		F-Throws		Rebounds										Scoring	
SEASON	TEAM	GP-GS	MIN/AVG	FG-FGA	FG%	3FG-FGA	3FG%	FT-FTA	FT%	OFF	DEF	TOT	AVG	PF-FO	AST	TO	BLK	STL	PTS	AVG	
2018-19	USF	12-12	248/20.7	59-91	.648	0-0	.000	17-26	.654	21	47	68	5.7	31-0	5	20	23	5	135	11.3	
2019-20	USF	30-10	334/11.1	36-98	.367	0-1	.000	16-24	.667	31	57	88	2.9	35-0	13	28	17	7	88	2.9	
2020-21	USF	5-0	82/16.4	14-23	.609	0-0	.000	1-2	.500	8	24	32	6.4	7-0	6	5	9	1	29	5.8	
TOTAL		47-22	665/14.1	109-212	.514	0-1	.000	34-52	.654	60	128	188	4.0	73-0	24	53	49	13	252	5.4	

**Single Game Highs**

Statistic	Value	
Points	18	vs North Carolina 11/23/18
Rebounds	14	vs Jacksonville 11/28/20
Assists	3	vs Stetson 12/13/20
Steals	2	at Memphis 02/22/20
Blocks	4	4 times
FG Made	8	at Ohio St. 11/06/18, vs North Carolina 11/23/18, vs New Hampshire 11/30/18
FG Attempts	11	vs New Hampshire 11/30/18
3FG Attempts	1	at Memphis 02/22/20
FT Made	4	vs Kentucky 11/22/18, vs UConn 03/08/20
FT Attempts	8	vs Kentucky 11/22/18

**LAZIC, Mihaela**

				Field Goals		3-Point		F-Throws		Rebounds										Scoring	
SEASON	TEAM	GP-GS	MIN/AVG	FG-FGA	FG%	3FG-FGA	3FG%	FT-FTA	FT%	OFF	DEF	TOT	AVG	PF-FO	AST	TO	BLK	STL	PTS	AVG	
2019-20	USF	1-0	8/8.5	0-1	.000	0-1	.000	0-0	.000	0	2	2	2.0	1-0	0	0	0	0	0	0.0	
2020-21	USF	6-0	36/5.9	4-9	.444	0-4	.000	1-2	.500	1	3	4	0.7	2-0	9	4	0	0	9	1.5	
TOTAL		7-0	44/6.3	4-10	.400	0-5	.000	1-2	.500	1	5	6	0.9	3-0	9	4	0	0	9	1.3	

**Single Game Highs**

Statistic	Value	
Points	6	vs Jacksonville 11/28/20
Rebounds	3	vs Stetson 12/13/20
Assists	5	vs Jacksonville 11/28/20
FG Made	3	vs Jacksonville 11/28/20
FG Attempts	6	vs Jacksonville 11/28/20
3FG Attempts	3	vs Jacksonville 11/28/20
FT Made	1	vs Stetson 12/13/20
FT Attempts	2	vs Stetson 12/13/20



**2020-21 South Fla. Women's Basketball  
Individual Career Summaries  
All games**

Page 5/7  
as of Dec 22, 2020

**LEVERETT, Shae**

				Field Goals		3-Point		F-Throws		Rebounds									Scoring	
SEASON	TEAM	GP-GS	MIN/AVG	FG-FGA	FG%	3FG-FGA	3FG%	FT-FTA	FT%	OFF	DEF	TOT	AVG	PF-FO	AST	TO	BLK	STL	PTS	AVG
2017-18	USF	27-0	290/10.7	19-29	.655	0-0	.000	9-18	.500	29	35	64	2.4	38-1	4	11	8	6	47	1.7
2018-19	USF	35-24	938/26.8	91-160	.569	0-1	.000	78-120	.650	115	146	261	7.5	88-1	22	51	55	19	260	7.4
2019-20	USF	31-12	709/22.9	66-102	.647	0-0	.000	41-81	.506	98	98	196	6.3	77-6	10	35	18	19	173	5.6
2020-21	USF	6-6	156/26.1	14-25	.560	0-0	.000	11-22	.500	23	13	36	6.0	21-1	2	4	7	3	39	6.5
TOTAL		99-42	2093/21.1	190-316	.601	0-1	.000	139-241	.577	265	292	557	5.6	224-9	38	101	88	47	519	5.2

**Single Game Highs**

Statistic	Value	
Points	20	vs Wichita St. 02/23/19
Rebounds	18	vs Wichita St. 02/23/19
Assists	3	at East Carolina 02/20/19
Steals	3	vs UConn 03/04/19
Blocks	7	vs Memphis 01/23/19
FG Made	6	vs Vermont 12/17/18, at James Madison 03/24/19, vs Arkansas St. 11/17/17
FG Attempts	10	vs Wichita St. 02/23/19
3FG Attempts	1	at Houston 02/27/19
FT Made	10	vs Wichita St. 02/23/19
FT Attempts	12	at SMU 01/26/19

**MUNUNGA, Bethy**

				Field Goals		3-Point		F-Throws		Rebounds										Scoring	
SEASON	TEAM	GP-GS	MIN/AVG	FG-FGA	FG%	3FG-FGA	3FG%	FT-FTA	FT%	OFF	DEF	TOT	AVG	PF-FO	AST	TO	BLK	STL	PTS	AVG	
2019-20	USF	29-27	759/26.2	109-218	.500	1-5	.200	49-69	.710	110	182	292	10.1	81-0	35	75	27	34	268	9.2	
2020-21	USF	6-6	187/31.1	17-37	.459	3-5	.600	15-23	.652	24	44	68	11.3	20-1	10	11	5	4	52	8.7	
TOTAL		35-33	945/27.0	126-255	.494	4-10	.400	64-92	.696	134	226	360	10.3	101-1	45	86	32	38	320	9.1	

**Single Game Highs**

Statistic	Value	
Points	16	at Baylor 11/19/19, vs Brown 12/30/19, vs Cincinnati 01/05/20
Rebounds	17	at Tulane 02/13/20
Assists	4	vs Stetson 12/13/20
Steals	4	at Memphis 02/22/20
Blocks	4	at Wichita St. 01/22/20
FG Made	7	vs Cincinnati 01/05/20
FG Attempts	14	vs Brown 12/30/19
3FG Made	3	vs Baylor 12/01/20
3FG Attempts	3	vs Baylor 12/01/20
FT Made	7	at Cincinnati 12/22/20
FT Attempts	10	at Cincinnati 12/22/20





**2020-21 South Fla. Women's Basketball  
Individual Career Summaries  
All games**

Page 6/7  
as of Dec 22, 2020

**PINZAN, Elisa**

				Field Goals		3-Point		F-Throws		Rebounds									Scoring	
SEASON	TEAM	GP-GS	MIN/AVG	FG-FGA	FG%	3FG-FGA	3FG%	FT-FTA	FT%	OFF	DEF	TOT	AVG	PF-FO	AST	TO	BLK	STL	PTS	AVG
2018-19	USF	31-15	762/24.6	40-153	.261	23-95	.242	36-44	.818	4	56	60	1.9	41-0	103	74	0	26	139	4.5
2019-20	USF	27-24	874/32.4	83-234	.355	48-132	.364	30-37	.811	6	72	78	2.9	21-1	121	83	1	28	244	9.0
2020-21	USF	6-6	204/34.1	17-56	.304	7-27	.259	12-20	.600	4	21	25	4.2	6-0	37	8	0	9	53	8.8
TOTAL		64-45	1840/28.8	140-443	.316	78-254	.307	78-101	.772	14	149	163	2.5	68-1	261	165	1	63	436	6.8

**Single Game Highs**

Statistic	Value	
Points	23	vs Stetson 03/21/19, vs UCF 01/19/20
Rebounds	11	vs Mississippi St. 12/05/20
Assists	11	at Cincinnati 12/22/20
Steals	5	vs Tulane 03/08/19, at Wichita St. 01/22/20
Blocks	1	vs Notre Dame 11/30/19
FG Made	8	vs UCF 01/19/20
FG Attempts	20	vs UConn 02/16/20
3FG Made	7	vs UCF 01/19/20
3FG Attempts	12	vs UCF 01/19/20
FT Made	8	vs Houston 03/09/19
FT Attempts	9	at Memphis 12/16/20

**RODRIGUEZ, Angelee**

				Field Goals		3-Point		F-Throws		Rebounds									Scoring	
SEASON	TEAM	GP-GS	MIN/AVG	FG-FGA	FG%	3FG-FGA	3FG%	FT-FTA	FT%	OFF	DEF	TOT	AVG	PF-FO	AST	TO	BLK	STL	PTS	AVG
2020-21	USF	2-0	7/3.3	1-4	.250	0-0	.000	0-0	.000	0	3	3	1.5	0-0	0	0	0	0	2	1.0
TOTAL		2-0	7/3.3	1-4	.250	0-0	.000	0-0	.000	0	3	3	1.5	0-0	0	0	0	0	2	1.0

**Single Game Highs**

Statistic	Value	
Points	2	vs Stetson 12/13/20
Rebounds	2	vs Stetson 12/13/20
FG Made	1	vs Stetson 12/13/20
FG Attempts	4	vs Stetson 12/13/20



**2020-21 South Fla. Women's Basketball  
Individual Career Summaries  
All games**

Page 7/7  
as of Dec 22, 2020

**TSINEKE, Elena**

				Field Goals		3-Point		F-Throws		Rebounds										Scoring	
SEASON	TEAM	GP-GS	MIN/AVG	FG-FGA	FG%	3FG-FGA	3FG%	FT-FTA	FT%	OFF	DEF	TOT	AVG	PF-FO	AST	TO	BLK	STL	PTS	AVG	
2019-20	USF	27-22	746/27.6	115-307	.375	44-138	.319	60-68	.882	17	36	53	2.0	63-2	44	77	8	18	334	12.4	
2020-21	USF	6-6	125/20.8	23-66	.348	8-34	.235	6-7	.857	6	8	14	2.3	9-0	14	8	2	1	60	10.0	
TOTAL		33-28	871/26.4	138-373	.370	52-172	.302	66-75	.880	23	44	67	2.0	72-2	58	85	10	19	394	11.9	

**Single Game Highs**

Statistic	Value	
Points	25	vs Temple 02/09/20
Rebounds	6	vs Baylor 12/01/20
Assists	7	vs Jacksonville 11/28/20
Steals	4	vs Tulane 01/25/20
Blocks	2	vs Stetson 12/13/20
FG Made	9	vs SMU 02/29/20, vs Houston 01/29/20
FG Attempts	19	vs Houston 01/29/20
3FG Made	4	4 times
3FG Attempts	12	vs Notre Dame 11/30/19
FT Made	7	vs FGCU 11/29/19
FT Attempts	8	vs FGCU 11/29/19

**VITULOVA, Tereza**

				Field Goals		3-Point		F-Throws		Rebounds									Scoring	
SEASON	TEAM	GP-GS	MIN/AVG	FG-FGA	FG%	3FG-FGA	3FG%	FT-FTA	FT%	OFF	DEF	TOT	AVG	PF-FO	AST	TO	BLK	STL	PTS	AVG
2018-19	UW	27-0	235/8.7	52-106	.491	5-14	.357	17-22	.773	18	37	55	2.0	27-1	3	15	7	4	126	4.7
2019-20	UW	29-29	727/25.1	176-321	.548	19-43	.442	40-47	.851	65	96	161	5.6	59-1	15	43	20	14	411	14.2
2020-21	USF	1-0	8/8.1	1-2	.500	0-1	.000	2-2	1.000	0	1	1	1.0	0-0	0	0	0	0	4	4.0
TOTAL FOR USF		1-0	8/8.1	1-2	.500	0-1	.000	2-2	1.000	0	1	1	1.0	0-0	0	0	0	0	4	4.0
TOTAL		57-29	970/17.0	229-429	.534	24-58	.414	59-71	.831	83	134	217	3.8	86-2	18	58	27	18	541	9.5

**Single Game Highs**

Statistic	Value	
Points	30	vs San Diego St. 01/22/20
Rebounds	11	at Air Force 12/04/19
Assists	2	at Denver 11/14/19, vs Colorado 11/17/19
Steals	2	vs Colo. Christian 11/06/19, at New Mexico 12/07/19, at San Diego St. 01/08/20
Blocks	2	10 times
FG Made	13	at San Diego St. 01/08/20
FG Attempts	23	at San Diego St. 01/08/20
3FG Made	2	4 times
3FG Attempts	4	vs Colorado 11/17/19, vs San Diego St. 01/22/20
FT Made	7	vs San Diego St. 01/22/20
FT Attempts	8	vs San Diego St. 01/22/20