



2019-20 USF BULLS

WOMEN'S BASKETBALL GAME NOTES

NCAA Tournament (6): 2018, 2017, 2016, 2015, 2013, 2006
WNIT (9): 2019, 2014, 2012, 2010, 2009, 2008, 2007, 2005, 2004
WNIT Champions: 2009 | WNIT Final Four: 2014, 2009

Primary Contact: Michael Hogan | Phone: (W) 813-974-5755 (C) 813-469-0616 | Email: mhogan@usf.edu
Twitter: @USFWBB | Instagram: USFWBB | Facebook: facebook.com/usfwomensbasketball | Web: GoUSFBulls.com

2019-20 USF SCHEDULE/RESULTS

NOVEMBER

5	Jacksonville (DH)	W, 70-39
8	No. 15/15 Texas (BullsVision)	W, 64-57
12	Howard (BullsVision)	W, 82-53
15	VCU (BullsVision)	W, 77-55
19	at No. 2/2 Baylor (ESPN+)	L, 58-46
24	Saint Francis (Pa.) (BullsVision)	W, 62-23
28	vs. South Dakota State ^ (FloHoops)	L, 61-50
29	vs. Florida Gulf Coast ^ (FloHoops)	L, 81-77
30	vs. Notre Dame ^ (FloHoops)	L, 67-51

DECEMBER

6	Alabama State (DH) (YouTube)	W, 80-29
15	Idaho (DH) (YouTube)	W, 67-64
19	vs. Mississippi State \$ (FloHoops)	L, 86-61
21	at UNLV \$ (FloHoops)	L, 61-51
30	Brown (BullsVision)	W, 70-60

JANUARY

5	Cincinnati * (ESPN2)	W, 76-68
12	at Tulsa * (CBSSN)	W, 68-52
16	at Temple * (ESPN3)	L, 64-57
19	UCF * (ESPN2)	L, 64-57
22	at Wichita State * (ADN)	7:30 p.m.
25	Tulane * (BullsVision)	2 p.m.
29	Houston * (ADN)	7 p.m.

FEBRUARY

2	at Cincinnati * (ESPNU)	12 p.m.
9	Temple * (ESPNU)	12 p.m.
13	at Tulane * (ESPN3)	8 p.m.
16	UConn * (ESPN3/SNY)	2 p.m.
19	at UCF * (ESPN3)	6 p.m.
22	at Memphis * (ESPN3)	5 p.m.
25	East Carolina * (ADN)	7 p.m.
29	SMU * (BullsVision)	7 p.m.

MARCH

2	at UConn * (ESPN2 - Big Monday)	7 p.m.
6	AAC Tournament First Round #	TBA
7	AAC Tournament Quarterfinal Round #	TBA
8	AAC Tournament Semifinal Round #	TBA
9	AAC Tournament Championship #	TBA

^ Cancun Challenge, Cancun, Mexico

\$ Duel in the Desert, Las Vegas, Nev.

* American Athletic Conference Game

American Athletic Conference Tournament, Uncasville, Conn.

All times are Eastern time and are subject to change

GAME 19 | JAN. 22, 2020 | 7:30 P.M. ET | WICHITA, KAN. | CHARLES KOCH ARENA



USF BULLS
10-8 (2-2, AAC)

AT

WICHITA STATE SHOCKERS
11-7 (3-2, AAC)



Last Game _____ Jan. 19 vs. UCF, L, 64-57
Next Game _____ Jan. 25 vs. Tulane, 2 p.m.
Head Coach _____ Jose Fernandez
Alma Mater _____ FIU, 1994
Career Record _____ 364-267 (20th season)
at USF _____ Same

Last Game _____ Jan. 19 vs. Temple, W, 72-70
Next Game _____ Jan. 25 at Houston, 2 p.m.
Head Coach _____ Keitha Adams
Alma Mater _____ Southeastern, 1989
Career Record _____ 321-251 (19th season)
at Wichita State _____ 37-42 (Third season)

GAMEDAY INFORMATION

TV/Video _____ American Digital Network (ADN)
_____ Lincoln Rose (PxP), Angela Beck (Analyst)
Audio _____ Bulls Unlimited (iHeartRadio/GoUSFBulls.com)
_____ Josh Appel (PxP)

Live Stats _____ GoUSFBulls.com
Series _____ Wichita State leads, 2-1
Twitter Updates _____ @USFWBB
Tickets _____ GoShockers.com

QUICK HITS

■ USF heads back on the road - and to America's Heartland for the second time in the last four games - to face Wichita State on Wednesday ... Tip-off is slated for 7:30 p.m. ET (ADN) ... The Bulls are looking for their fourth win in the last six games.

■ USF is coming off a tough 64-57 loss to UCF on Jan. 19 in game one of the War on I-4 ... Elisa Pinzan led the way with a career-high-tying 23 points and Bethy Mununga added 12 points and nine rebounds in the loss to the Knights.

■ After playing four of the last seven on the road, Wednesday marks the lone road game that USF will play in its next three outings ... The Bulls will face Tulane (Jan. 26) and Houston (Jan. 29) at home.

■ USF has three players - Elena Tsineke (11.7), Bethy Mununga (10.7) and Sydney Harvey (10.6) - averaging double-figure points, and three others netting 7.5 points per game or better.

USF'S PROBABLE STARTERS



G | 5-8 | FR.

5 - ELENA TSINEKE

PPG 11.7
RPG 2.0
APG 1.3
SPG 0.5



G | 5-10 | SO.

3 - SYDNI HARVEY

PPG 10.6
RPG 1.0
APG 1.3
SPG 1.3



F | 6-1 | SR.

23 - TAMARA HENSHAW

PPG 6.1
RPG 7.2
SPG 0.8
BPG 0.6



F | 6-0 | JR.

20 - BETHY MUNUNGA

PPG 10.7
RPG 9.5
APG 1.2
BPG 1.1



W | 6-0 | FR.

22 - KRISTYNA BRABENCOVA

PPG 7.7
RPG 3.0
APG 2.0
SPG 0.8

USF QUICK FACTS

THE UNIVERSITY

City/Zip Code	Tampa, Fla. 33620
Founded	1956
Enrollment	50,577
Nickname	Bulls
Arena	Yuengling Center
Capacity	10,411
Affiliation	NCAA Division I
Conference	The American Athletic Conference
President	Dr. Steven C. Currall
Vice President of Athletics	Michael Kelly
Sr. Assoc. Director of Athletics/SWA	Marquita Armstead

BASKETBALL HISTORY

First Year	1972-73
All-Time Record	658-681 (48th year)
All-Time AAC Record	74-30 (Sixth season)
All-Time BIG EAST Record	151-112 (Eight seasons)
All-Time Conference USA Record	113-168 (10 seasons)
All-Time Metro Conference Record	34-64 (Four seasons)
All-Time Sun Belt Conference Record	71-118 (Seven seasons)
All-Time Post-Season	17-14 (NCAA & WNIT)
AAC Tournament Record	11-6
NCAA Tournament Record	3-6
Years in NCAA Tourn./Last	6/2018
Last NCAA opponent	March 17, 2018 vs. 11 seed Buffalo (Tallahassee, Fla.)
Result	Lost, 102-79
WNIT Record	14-8
Years in the WNIT Tourn./Last	9/2019
Last WNIT opponent	March 24, 2019 at James Madison
Result	Lost, 71-54

COACHING STAFF

Head Coach	Jose Fernandez
Alma Mater, Year	Florida International '94
Record at USF (Years)	364-267 (20th season)
Career Record (Years)	Same
Career Conference Record (Years)	155-151 (20th season)
Associate Head Coach	Michele Woods-Baxter, St. John Fisher '87
Assistant Coaches	Jesyka Burks-Wiley, Boston University '09 Danny Hughes, TCU '89
Director of Basketball Operations	Jim Baxter, Indiana State '74
Video Coordinator	Anthony Brammer, Old Dominion '08
Strength & Conditioning Coach	Bryce Karasiak, Indiana '02
Certified Athletic Trainer	Anita Fanelli, Millersville, '85
Academic Coordinator	Keenan Maddox, Missouri State, '13
Administrative Assistant	Barbara Riffe

ATHLETIC MEDIA RELATIONS

Associate Dir. of Communications/WBB Contact	Michael Hogan
Office Phone	(813) 974-5755
Cell Phone	(813) 469-0616
E-mail	mhogan@usf.edu

2019-20 USF BULLS



► Sitting (L-R): Maria Alvarez, Sydney Harvey, Elisa Pinzan, Enna Pehadzic, Elena Tsineke, Mihaela Lazic. Standing (L-R): Kristyna Brabencova, Cristina Bermejo, Tamara Henshaw, Beatriz Jordao, Shae Leverett, Silvia Serrat, Bethy Mununga, Luize Septe.

No.	Name	P	Ht.	Yr.	Hometown/High School/Previous School
0	Enna Pehadzic	W	5-9	R-Jr.	Horsens, Denmark/Horsens Statsskole
1	Maria Alvarez	G	5-7	Fr.	Bal Harbour, Fla./Miami Country Day School
2	Mihaela Lazic	PG	5-6	Fr.	Slavonski Brod, Croatia/Klasicna Gimnazija
3	Sydney Harvey	G	5-10	So.	Nashville, Tenn./Brentwood Academy
4	Elisa Pinzan	PG	5-8	So.	Murano, Italy/Istituto Tecnico Algarotti Venezia
5	Elena Tsineke	G	5-8	Fr.	Thessaloniki, Greece/Hellenic College of Thessaloniki
12	Cristina Bermejo	W	6-1	Fr.	Sant Just Desvern, Spain/Ins Sant Just Desvern
20	Bethy Mununga	F	6-0	Jr.	Zellik, Belgium/Institut Sainte-Marie Jambes/NE Okla. A&M
21	Shae Leverett	C	6-2	R-Jr.	Rincon, Ga./South Effingham H.S.
22	Kristyna Brabencova	W	6-0	Fr.	Brno, Czech Republic/Kšpa Kladno
23	Tamara Henshaw	F	6-1	Sr.	Palm Coast, Fla./Flagler Palm Coast H.S.
31	Beatriz Jordao	C	6-3	So.	Pombal, Portugal/Escola Secundária e Silva
34	Silvia Serrat	F	6-1	R-So.	Banyoles, Spain/Joaquim Blume H.S.

USF BASKETBALL STAFF

Head Coach: Jose Fernandez (Florida International, '94) – 20th Season at USF/20th overall as head coach
Associate Head Coach: Michele Woods-Baxter (St. John Fisher, '87) – 12th season at USF
Assistant Coaches: Jesyka Burks-Wiley (Boston University, '09) – Third season at USF
Assistant Coach: Danny Hughes (TCU, '90) – Second season at USF
Director of Operations: Jim Baxter (Indiana State, '74) – Seventh season at USF
Video Coordinator: Anthony Brammer (Old Dominion, '08) – First season at USF
Strength and Conditioning: Bryce Karasiak (Indiana, '02) – Second season at USF
Certified Athletic Trainer: Anita Fanelli (Millersville, '85, '88) – Fifth season at USF

PRO-NUN-SEE-A-SHUN GUIDE

Players

Cristina Bermejo: Chris-Tina Bur-MAY-Hoe
Kristyna Brabencova: Chris-Tina Bra-Bin-SOE-Vuh
Sydney Harvey: Sid-NEE
Beatriz Jordao: Jor-DOW
Mihaela Lazic: Me-HIGH-La Lah-ZICH
Bethy Mununga: Betty MOO-Nun-Guh
Enna Pehadzic: En-UH Ped-HAD-Zick
Elisa Pinzan: Uh-LEEZA PIN-Zahn
Silvia Serrat: SIR-ott
Elena Tsineke: Uh-LAY-Nuh CHIN-ECK-eh

Staff

Jesyka Burks-Wiley: Jessica Birks WY-lee
Strength Coach Bryce Karasiak: Care-Eh-SACK
Certified Athletic Trainer Anita Fanelli: Fuh-NEL-ee

USF BROADCAST NOTES



0

ENNA PEHADZIC (En-UH)
(PED-HAD-Zick)

	GP/S	PPG	RPG	APG	SPG	BPG	FG%	FT%
19-20	17/9	6.2	2.2	0.8	0.5	0.0	29.1	63.2
Career	61/32	8.9	3.6	0.4	0.5	0.0	30.9	70.3



1

MARIA ALVAREZ

	GP/S	PPG	RPG	APG	SPG	BPG	FG%	FT%
19-20	15/8	8.8	2.9	3.3	1.0	0.0	33.6	50.0
Career	15/8	8.8	2.9	3.3	1.0	0.0	33.6	50.0



2

MIHAELA LAZIC (Me-HIGH-LA)
(Lah-ZICH)

	GP/S	PPG	RPG	APG	SPG	BPG	FG%	FT%
19-20	1/0	0.0	2.0	0.0	0.0	0.0	00.0	00.0
Career	1/0	0.0	2.0	0.0	0.0	0.0	00.0	00.0



3

SYDNI HARVEY (Sid-NEE)

	GP/S	PPG	RPG	APG	SPG	BPG	FG%	FT%
19-20	8/5	10.6	1.0	1.3	1.3	0.1	33.0	84.7
Career	40/29	11.5	2.3	2.3	0.8	0.1	33.4	84.2



4

ELISA PINZAN (Uh-LEEZA)
(PIN-ZAHN)

	GP/S	PPG	RPG	APG	SPG	BPG	FG%	FT%
19-20	13/10	8.7	2.5	4.7	1.1	0.1	34.8	76.5
Career	44/25	5.7	2.1	3.7	0.9	0.0	29.8	80.3



5

ELENA TSINEKE (Uh-LAY-Nuh)
(CHIN-ECK-eh)

	GP/S	PPG	RPG	APG	SPG	BPG	FG%	FT%
19-20	13/8	11.7	2.0	1.3	0.3	0.2	41.0	85.7
Career	13/8	11.7	2.0	1.3	0.3	0.2	41.0	85.7



12

CRISTINA BERMEJO (Bur-MAY-Hoe)

	GP/S	PPG	RPG	APG	SPG	BPG	FG%	FT%
19-20	12/0	1.1	1.6	0.6	0.4	0.4	20.8	50.0
Career	12/0	1.1	1.6	0.6	0.4	0.4	20.8	50.0



20

BETHY MUNUNGA (BETTY)
(MOO-Nun-Guh)

	GP/S	PPG	RPG	APG	SPG	BPG	FG%	FT%
19-20	15/15	10.7	9.5	1.2	1.2	1.1	50.8	70.7
Career	15/15	10.7	9.5	1.2	1.2	1.1	50.8	70.7



21

SHAE LEVERETT

	GP/S	PPG	RPG	APG	SPG	BPG	FG%	FT%
19-20	17/2	4.6	5.8	0.4	0.6	0.6	63.3	43.6
Career	79/26	4.9	5.4	0.4	0.4	0.9	59.2	58.8



22

KRISTYNA BRABENCOVA (CHRIS-TINA)
(BRA-BIN-Soe-Vuh)

	GP/S	PPG	RPG	APG	SPG	BPG	FG%	FT%
19-20	18/11	7.7	3.9	2.0	0.8	0.9	32.3	61.5
Career	18/11	7.7	3.9	2.0	0.8	0.9	32.3	61.5



23

TAMARA HENSHAW (TUH-MAH-Ruh)

	GP/S	PPG	RPG	APG	SPG	BPG	FG%	FT%
19-20	18/13	6.3	7.2	0.8	0.7	0.6	47.3	67.7
Career	119/77	6.6	6.9	0.9	0.7	0.7	56.3	60.7



31

BEATRIZ JORDAO (Jor-DOW)

	GP/S	PPG	RPG	APG	SPG	BPG	FG%	FT%
19-20	17/6	3.1	2.6	0.6	0.2	0.6	36.7	57.3
Career	29/18	6.4	3.9	0.5	0.3	1.2	53.6	62.5



34

SILVIA SERRAT (SIR-OTT)

	GP/S	PPG	RPG	APG	SPG	BPG	FG%	FT%
19-20	0/0	0.0	0.0	0.0	0.0	0.0	00.0	00.0
Career	0/0	0.0	0.0	0.0	0.0	0.0	00.0	00.0

W | 5-9 | R-JR. | HORSSENS, DENMARK

- Season high 20 pts. vs. Jacksonville (11/5) ... 16 pts. vs. Texas (11/8), Howard (11/12).
- Scored double-figures in 26 of the last 44 GP dating back to '18-19 ... 8 games of 20-or-more pts.
- 2nd in 3-pt. FGM (26), 3-pt. FGA (81) ... Was a ballet dancer while growing up in Denmark.

G | 5-7 | FR. | MIAMI, FLA.

- Season-ending knee injury vs. Cincinnati (1/5) ... Double figures, 7-of-15 GP ... Career high 20 pts. vs. VCU (11/15).
- 18 pts. vs. Alabama State (12/6), 14 vs. FGCU (11/29), Idaho (12/15) ... 6 state titles at Miami Country Day.
- Born in Colombia ... Set a FIBA record with 10 3-pt. FGM for Colombia vs. Belarus in 2019 FIBA U17 World Cup.

PG | 5-6 | FR. | SLAVONSKI BROD, CROATIA

- Has played in only 1 game due to injury ... Had 2 rbs. in her collegiate debut vs. Jacksonville (11/5).
- Played in the 2017 and 2018 FIBA European Championships for Croatia.
- Avg. 7.9 ppg., 3.2 rpg., 1.8 apg in 7 games with Croatia in the 2018 European Championships.

G | 5-10 | SO. | NASHVILLE, TENN.

- 2019 AAC All-Freshman Team ... Sat first 10 games due to injury ... 20 pts. at Tulsa (1/12) ... 16 ppg in last 3 GP.
- Avg. 11.7 ppg, 2.6 apg during the '18-19 season ... Career high 25 pts. vs. Tulane (1/19/18).
- Played in the USA Basketball 3x3 National Championships in Aug. 2019, in Las Vegas, with the UConn squad.

PG | 5-8 | SO. | MURANO, ITALY

- 5th in ppg. ... Double digits in 3 GP, including career-high tying 23 pts. vs. UCF (1/19), 14 pts. at No. 2 Baylor (11/19).
- 1st in total asts. (61) and apg. (4.7) ... Injured ankle vs. Alabama State (12/6), missed 5 games due to the injury.
- Returned to play at Tulsa (1/12) with 8 pts., 7 asts. ... Currently a member of the Italian U20 National Team.

G | 5-8 | FR. | THESSALONIKI, GREECE

- 1st in ppg. ... Scored double figures in 9-of-13 GP, including career-high 20 pts. at Temple (1/16).
- Missed the first 5 games after being ruled ineligible by the NCAA ... Was cleared to play on 11/20, 1 day after Baylor (11/19).
- Was a 5-star international recruit ... Played with Greece's U20, Senior National Teams during 2019.

W | 6-1 | FR. | SANT JUST DESVERN, SPAIN

- Has played in 12 of USF's 17 games ... Career-high 10 pts., 5 rbs. vs. Idaho (12/15).
- Is one of 2 players on the Bulls' roster from Spain ... Both mother and father played professionally in Spain.
- Her sister Neus, currently a model, played for the Spanish Senior National Team and professionally in Spain.

F | 6-0 | JR. | ZELLIK, BELGIUM

- 2nd on the team in ppg., 1st in rpg. ... Has recorded 6 double-doubles in her first 15 GP with USF.
- 16 pts., 12 rbs. at Baylor (11/19), 16 pts., 14 rbs. vs. Brown (12/30), 16 pts. vs. Cincinnati (1/5).
- Was born in the Democratic Republic of the Congo, raised in Belgium ... 2X NJCAA All-American.

C | 6-2 | R-JR. | RINCON, GEORGIA

- Averaged 7.4 ppg. and 7.5 rpg. during the '18-19 season, including a 20 pts., 18 rbs. at Wichita State (2/23/19).
- 3rd on the team in rpg. ... Season-high 13 rbs. to go along with 12 pts. vs. Saint Francis (Pa.) (11/24).
- 8 rbs. at Baylor (11/19) ... 400th career rbd. vs. Idaho (12/15) ... Scored double figures in 12 GP at USF.

W | 6-0 | FR. | BRNO, CZECH REPUBLIC

- 10.2 ppg in last 9 GP ... Career-high 17 pts. at Tulsa (1/12) ... 16 pts. vs. Alabama State (12/6), Brown (12/30).
- 11 rbs. vs. Idaho (12/15) ... Played in the U20 European Championships ... Was named MVP of the U19 National Team.
- Grandfather, Kamil, is a 3X MBB Olympian ('72, '76, '80), father Kamil is a 24-year pro/international hockey vet.

F | 6-1 | SR. | PALM COAST, FLA.

- 119 career GP, 77 GS ... 13th in career GP at USF ... Grabbed 800th rbd. vs. Cincinnati (1/5) ... 7 rbs. shy of 7th all-time.
- 6.6 ppg., 6.9 rpg. during her USF career ... 15 pts. vs. Brown (12/30) ... 10-plus rbs. last 5-of-6 GP.
- Grabbed 15 rbs. vs. Alabama State ... AAC Freshman of the Year, named to the All-Freshman Team in '16-17.

C | 6-3 | SO. | POMBAL, PORTUGAL

- Averaged 11.3 ppg., 5.7 rpg. in '18-19 before a season-ending injury ... Had 17 pts., 10 rbs. vs. Ohio State (11/6/18).
- Scored double figures in 9 GP for USF during her freshman season ... Career-high 18 pts. vs. UNC (11/23/18).
- Scored double figures for Portugal in 5-of-7 GPs at the FIBA U20 Women's European Championship.

F | 6-1 | R-SO. | BANYOLES, SPAIN

- Has been riddled by injuries during her entire collegiate career.
- Was a 5-star international recruit by PassionHoops and BlueStar Europe.
- Played with the U17 Spanish National Team in the FIBA World Championships.

HEAD COACH JOSE FERNANDEZ | 364-267 CAREER RECORD (20TH SEASON)



Named the 2018 American Athletic Conference Coach of the Year, head coach Jose Fernandez has been laying the groundwork brick-by-brick for 19 seasons for the Bulls to grow into a perennial top-25 program. Under his guid-

ance, USF has transformed from a program with only five winning seasons to a staple in the NCAA Tournament. A coach known for his recruiting connections and incredible work ethic, Fernandez has created a culture of excellence at USF.

Fernandez has watched his team reach new milestones, including six 20-win seasons in the last seven years dating back to the 2012-13 season. The Bulls have reached the NCAA Tournament six times, including five trips in their last seven seasons, and postseason play in 15 of the last 16 seasons. Fernandez led the Bulls to the NCAA Tournament for the fourth time in as many years in 2018 as the senior class became the first in program history to reach four NCAA Tournaments. The Bulls also reached their ninth Women's National Invitation Tournament (WNIT) in 2019, despite numerous season-ending injuries to key players, and advanced to the second round out the event.

Fernandez, who was officially named head coach on Nov. 14, 2000 - just seven months after arriving at USF as an assistant coach - has led the Bulls in an amazing turnaround under his tenure. In addition to the program's six trips to the NCAA Tournament, Fernandez has also guided USF to nine WNIT appearances, which includes the 2009 WNIT title and a semifinal appearance in 2014. The Bulls have also advanced to the American Athletic Conference (AAC) Tournament championship game in four of the past five seasons and have made at least the semifinal round during every season in the AAC.

Fernandez also knows how to get the most out of his talent with Maria Jespersen earning Associated Press All-America honorable mention honors in 2018. USF has had two players earn AP All-America honorable mention honors, Jespersen and Courtney Williams, in 2016, and Fernandez has coached them both.

Playing for Fernandez could also lead to the pros, as was the case for five players in program history to be drafted by WNBA teams. Courtney Williams became the second player in program history to be selected in the first round in 2016, going eighth overall to the Phoenix Mercury. Other Bulls selected in the WNBA Draft, under Fernandez, include Inga Orekhova, who was chosen 18th overall by the Atlanta Dream in 2014; Andrea Smith, who was chosen 35th by the Connecticut Sun in 2013 and Jessica Dickson,

who was chosen 21st in the 2007 WNBA Draft by the Sacramento Monarchs.

USF made its first-ever NCAA Tournament during the 2005-06 season. Fernandez also led USF to its first-ever NCAA Tournament victory with a 71-70 win over Texas Tech in 2013. Fernandez and the Bulls made history again in 2015, when they hosted USF's first-ever NCAA Tournament basketball game at the Yuengling Center. The Bulls defeated LSU in the first round, in front of a hometown crowd of over 5,000 fans. In his third NCAA Tournament in four years, Fernandez took the Bulls back to the second round, defeating No. 22 Colorado State 48-45 in Los Angeles, Calif. USF returned to the tournament in 2017, but the Bulls lost at the buzzer to Missouri.

The Miami native has had 14 seasons with a .500 record or better leading USF. In the 22 years prior to his arrival, the Bulls recorded just three winning seasons, all 14-13 slates. Fernandez has guided USF to nine seasons with 20-plus wins, including a 26-8 record during the 2017-18 campaign that marked the fourth straight season with 24 or more wins. He posted his 300th career win at USF during the 2016-17 season and has compiled a record of 354-259 in 19 seasons leading the Bulls' program, including 13 or more wins in The American in four of six seasons in the conference. The Bulls have posted 11 wins over Top 25 ranked teams, including an 84-65 pasting of No. 13 Ohio State in the Yuengling Center in 2018.

Fernandez believes to be the best you have to play the best. Since arriving at USF, Fernandez and his staff have worked to schedule the toughest teams in women's basketball. The Bulls have sought after perennial powers like Baylor, DePaul, Florida, Florida State, Georgia, Louisville, Notre Dame, LSU, Miami, Michigan State, Nebraska, Ohio State, Oklahoma, UNLV, Texas and Wake Forest, to name a few. USF has boasted some of the toughest strength of schedules in the country.

Fernandez got his start in coaching while working on his associates degree at Miami-Dade CC Kendall - where he earned his degree in 1991. Fernandez served as a student assistant coach for the men's basketball team and was immediately thrown into the fray with on-floor coaching, scouting, and most importantly, overseeing recruiting correspondence and getting his name out in front of coaches around the state.

It was at Miami-Dade that Fernandez met Cesar Odio, who not only saw his tremendous potential and hired him as a student assistant, but then promoted him to a full-time assistant coach upon his graduation in 1991. He would stay at Miami-Dade for one season (1991-92) before becoming the assistant boys' basketball coach at Miami's Sunset High School (1992-94).

Following his two seasons at Sunset, Fernandez and Odio would renew acquaintances when Odio was tabbed head men's basketball coach at Barry University in Miami Shores, Fla. (1994-96). Fernandez came along as Odio's top assistant and immediately established himself as a coach that had a sharp eye for talent and potential. During his brief two-year stay at Barry, Fernandez helped the Buccaneers to consecutive winning seasons, after the program only produced just two in the first 10 years, and a combined 34-21 record.

Fernandez entered the world of girls' basketball in 1996, when he secured his first head coaching job at Miami's Lourdes Academy. During his three seasons at Lourdes, Fernandez led the Bobcats to a stellar 83-16 (.838) record and a trip to the state 5A championship game in 1998 where they finished as the runner-up. In addition to his coaching responsibilities at Lourdes, Fernandez established valuable roots among Florida and high school coaches from around the nation as director and founder of the successful Miami Suns AAU program.

Fernandez would then break into collegiate women's basketball when he returned to Barry for his second of

THE FERNANDEZ FILE

Born	Nov. 18, 1971
Hometown	Miami, Fla.
College	FIU, 1994
	B.S. in Physical Ed.
Wife	Tonya
Children	Sydney, Alex, Taylor Brianna and Brooke

NCAA APPEARANCES (6)

2006, 2013, 2015, 2016, 2017, 2018

WNIT APPEARANCES (9)

2004, 2005, 2007, 2008, 2009, 2010, 2012, 2014, 2019

WNIT FINAL FOUR (2)

2009, 2014

WNIT CHAMPIONSHIP (1)

2009

COACHING CAREER

1989-91	Miami-Dade CC Kendall, Student Asst.
1991-92	Miami-Dade CC Kendall, Asst. Coach
1992-94	Sunset High School, Asst. Boy's Coach
1994-96	Barry University, Asst. Men's Coach
1996-99	Lourdes Academy (Miami), Head Coach
1996-99	Miami Suns AAU, Head Coach
1999-2000	Barry University, Asst. Coach
2000-present	USF, Head Coach

two tours of duty at the school. In his second stint, he served one year (1999-00) as the top assistant coach for the Buccaneers. Although it was just one season, Fernandez helped Barry record the second-most wins in the program's history as the Buccaneers posted a 22-8 record and the program's second-best slate ever in the Sunshine State Conference at 10-4. The team's 22 wins that season is still just one of three 20-wins campaigns for Barry

since the women's basketball team started competing during the 1988-89 season.

After graduating from Miami-Dade Kendall, Fernandez earned his bachelor's degree in physical education in 1994 from Florida International University. Along with his coaching duties at the beginning of his professional career, Fernandez also taught physical education at Miami's

Coral Reef Senior High School, Southwest Senior High School and Hialeah Middle School.

Fernandez and his wife, Tonya, live in Tampa with their daughters, Sydnie, Alex, Taylor, Brianna and Brooke.

JOSE FERNANDEZ YEAR-BY-YEAR

Year	School	Overall	Conf.	Postseason
2000-01	USF	4-24	1-15	-
2001-02	USF	14-13	4-10	-
2002-03	USF	7-20	2-12	-
2003-04	USF	14-15	7-7	WNIT First Round
2004-05	USF	21-11	9-5	WNIT Second Round
2005-06	USF	19-12	9-7	NCAA First Round
2006-07	USF	21-12	9-7	WNIT Second Round
2007-08	USF	16-16	5-11	WNIT First Round
2008-09	USF	27-10	8-8	WNIT Champions
2009-10	USF	15-16	6-10	WNIT First Round
2010-11	USF	12-19	3-13	-
2011-12	USF	19-16	8-8	WNIT Third Round
2012-13	USF	22-11	9-7	NCAA Second Round
2013-14	USF	23-13	13-5	WNIT Semifinals
2014-15	USF	27-8	15-3	NCAA Second Round
2015-16	USF	24-10	14-4	NCAA Second Round
2016-17	USF	24-9	11-5	NCAA First Round
2017-18	USF	26-8	13-3	NCAA First Round
2018-19	USF	19-16	7-9	WNIT Second Round
2019-20	USF	10-7	2-1	-
Totals	20 Seasons	364-267	155-151	



JOSE FERNANDEZ HEAD COACHING BREAKDOWN

Year	Overall	Home	Road	Neutral	Conf.	Postseason
2000-01	4-24	4-13	0-11	0-0	1-15	-
2001-02	14-13	9-6	5-7	0-0	4-10	-
2002-03	7-20	7-8	0-12	0-0	2-12	-
2003-04	14-15	9-6	5-8	0-1	7-7	0-2 (C-USA, WNIT)
2004-05	21-11	13-2	7-8	1-1	9-5	2-2 (C-USA, WNIT)
2005-06	19-12	12-3	5-7	2-2	9-7	0-2 (BIG EAST, NCAA)
2006-07	21-12	15-3	4-8	2-1	9-7	2-2 (BIG EAST, WNIT)
2007-08	16-16	11-7	3-8	2-1	5-11	1-2 (BIG EAST, WNIT)
2008-09	27-10	16-6	9-3	2-1	8-8	6-1 (BIG EAST, WNIT)
2009-10	15-16	9-8	5-7	1-1	6-10	0-2 (BIG EAST, WNIT)
2010-11	12-19	8-7	2-10	2-2	3-13	-
2011-12	19-16	11-3	4-7	4-6	8-8	3-2 (BIG EAST, WNIT)
2012-13	22-11	11-5	9-3	2-3	9-7	2-2 (BIG EAST, NCAA)
2013-14	23-13	13-8	9-5	1-0	13-5	5-2 (AAC, WNIT)
2014-15	27-8	13-3	9-3	5-2	15-3	3-2 (AAC, NCAA)
2015-16	24-10	15-1	6-6	3-3	14-4	3-2 (AAC, NCAA)
2016-17	24-9	10-4	8-2	6-3	11-5	2-2 (AAC, NCAA)
2017-18	26-8	13-1	8-3	5-4	13-3	2-2 (AAC, NCAA)
2018-19	19-16	11-5	5-6	3-5	7-9	3-2 (AAC, WNIT)
2019-20	10-8	9-1	1-3	0-4	2-2	-



TALE OF THE TAPE

THE WICHITA STATE SERIES

Series Record	Wichita State leads series, 2-1
USF at home	USF leads, 1-0
USF at Wichita State	Wichita State leads, 2-0
USF at neutral site	0-0
First meeting	Feb. 25, 1983 (L, 75-52)
Last meeting	Feb. 23 2019 (L, 55-46)
Last USF win	Feb. 23 2019 (55-46)
Last Wichita State win	Jan. 21, 2018 (64-56)
Current streak	USF, one win

STATISTICAL COMPARISON

USF		WSU
10-8	Overall Record	11-7
38.7	Field Goal%	39.9
31.9	3-Pt. Field Goal%	29.6
65.7	Free Throw%	68.5
36.7	Oppt. Field Goal%	38.6
33.4	Oppt. 3-Pt. Field Goal%	34.8
66.2	Oppt. Free Throw%	66.9
42.7	Rebounding Avg.	36.0
+10.3	Rebounding Margin	-0.3
13.9	Assists/Gm.	9.9
16.4	Turnovers/Gm.	17.4
4.3	Blocks/Gm.	3.4
6.8	Steals/Gm.	9.9
65.3	Points/Gm.	66.2
58.2	Points Allowed/Gm.	64.4

USF CAREER STATS VS. WICHITA STATE

No.	Name	G	Ppg	Rpg	Apg
0	Pehadzic	1	11.0	4.0	0.0
1	Alvarez	-	-	-	-
2	Lazic	-	-	-	-
3	Harvey	-	-	-	-
4	Pinzan	1	4.0	4.0	7.0
5	Tsineke	-	-	-	-
12	Bermejo	-	-	-	-
14	Septe	-	-	-	-
20	Mununga	-	-	-	-
21	Leverett	1	20.0	18.0	0.0
22	Brabencova	-	-	-	-
23	Henshaw	2	12.0	12.0	0.5
31	Jordao	-	-	-	-
34	Serrat	-	-	-	-

BULLS' CAREER STARTS

No.	Name	16-17	17-18	18-19	19-20	Tot	GP
0	Pehadzic	-	0	23	9	32	62
1	Alvarez	-	-	-	8	8	15
2	Lazic	-	-	-	-	-	1
3	Harvey	-	-	24	5	29	40
4	Pinzan	-	-	15	10	25	44
5	Tsineke	-	-	-	8	8	13
12	Bermejo	-	-	-	-	-	11
14	Septe	-	-	19	3	22	32
20	Mununga	-	-	-	15	15	15
21	Leverett	-	0	24	2	26	78
22	Brabencova	-	-	-	11	11	18
23	Henshaw	24	19	21	13	77	119
31	Jordao	-	-	12	6	18	29
34	Serrat	-	-	-	-	-	-

TICKET & PROMOTION INFORMATION

■ For ticket questions or to purchase tickets, please visit USFBullsTix.com or call 1-800-Go-Bulls ... Single-game tickets are available; however; courtside seats are sold out for the 2019-20 season.

■ The Bulls return to the Yuengling Center for two straight games, beginning on Saturday when they host Tulane at 2 p.m. ... USF will close out its short two-game stretch - and the month of January - with Houston on Jan. 29 at 7 p.m.

■ The game against the Green Wave will mark the Bulls' annual "We Back Pat" game to raise awareness for Alzheimers Disease ... In addition, the game against the Cougars will be 80's Throwback Night.

UP NEXT FOR USF

■ Following their game at Wichita State on Wednesday (ADN), the Bulls then close out the month of January with two straight at home against Tulane, on Jan. 25 at 2 p.m. (BullsVision) and then Houston on Jan. 29 at 7 p.m. (ADN).

A QUICK LOOK AT THE BULLS

■ The Bulls lead, or are in the top five, in the American Athletic Conference in several statistical categories through games of Jan. 19:

Assist/Turnover Ratio	4th (0.84)
Total Assists	4th (250)
Assists Per Game	4th (13.9)
Total Blocked Shots	3rd (78)
Blocked Shots Per Game	3rd (4.3)
FG Percentage Defense	4th (36.7)
Scoring Defense	2nd (58.2)
Scoring Margin	3rd (+7.1)
3-Point FG Made	2nd (139)
3-Pt FG Attempted	1st (436)
3-Pt FG Made Per Game	2nd (7.7)
Total Rebounds	1st (769)
Rebounds Per Game	3rd (42.7)
Rebounding Margin	1st (+10.3)
Offensive Rebounds Per Game	2nd (16.3)

■ In just 13 games, Elena Tsineke has already made her presence felt for the Bulls after being cleared to play by the NCAA ... Tsineke missed the first five games of the season after being ruled ineligible by the NCAA ... A native of Greece, Tsineke leads the team in scoring, averaging 11.7 points per game ... She has scored double figures in nine of

the 13 games she has played in, including a career high 20-point effort at Temple on Jan. 16 ... Tsineke was 7-for-15 (46.7 percent) from the field, including 4-for-7 (57.1 percent) from behind the arc, and a perfect 2-for-2 from the free-throw line ... She also netted 19 points, twice, against Florida Gulf Coast on Nov. 29 in the Cancun Challenge and against Cincinnati in The American opener on Jan. 5 ... She is shooting 41.0 percent (50-for-122) from the field, including 36.1 percent (22-for-61) from behind the arc, and 85.7 percent (30-for-35) from the free-throw line.

■ Bethy Mununga comes into Wednesday's game averaging just shy of a double-double in the 15 games she has played this season ... She missed three games - Idaho, Mississippi State and UNLV - with a hamstring injury ... Her 10.7 points per game and 9.5 rebounds per outing are second and first on the team, respectively, and her rebounds per game average is third in The American, through Jan. 19 ... She has scored in double figures in nine of the 15 games played, including career highs of 16 points at Baylor (Nov. 19), against Brown (Dec. 30) and Cincinnati (Jan. 3) ... She's shooting 50.8 percent (65-for-128) from the field on the year.

■ Mununga has recorded a double-double in six of the 15 games she has played in ... She has grabbed double-digit rebounds in eight games this season.

■ Freshman Maria Alvarez - lost for the season with a knee injury suffered against Cincinnati on Jan. 5 - was third on the team, averaging 8.8 points per game, and second in assists, dropping 3.3 dimes per game, through her last game against Cincinnati ... She had a career afternoon, pouring in 20 points against VCU on Nov. 15 ... Alvarez posted a 14-point effort against Idaho on Dec. 15, with 12 of her 14 points coming in the fourth quarter on 4-for-4 shooting ... She hit back-to-back threes in the last two minutes of the game to secure the win.

■ Alvarez's 34 three-point field goals made were third in The American and 67th in the nation at the time of her injury on Jan. 5.

■ Sydney Harvey is starting to get back to her old self after missing the first 10 games of the season due to a leg injury ... Harvey is third on the team in scoring, averaging 10.6 points per game, and has scored double figures in three of the last four games

USF WEEKLY MEDIA PLANNER

MON. 20	TUE. 21	WED. 22	THURS. 23	FRI. 24	SAT. 25	SUN. 26
Practice, 10 a.m.-1 p.m.	Practice, 10 a.m.-12 p.m. Depart to Wichita, Kan.	at Wichita State, 7:30 p.m. ET Return to Tampa	Practice, 12:45-4 p.m.	Practice, 12:45-4 p.m.	vs. Tulane, 2 p.m.	Off

played, with 18 points against Cincinnati on Jan. 5, 20 points at Tulsa on Jan. 12 and 19 points at Temple on Jan. 16 ... She set a career high for three-point shots made in a game with six at Tulsa (6-for-7) on Jan. 16.

■ Elisa Pinzan is coming off a career high tying 23-point effort against UCF on Jan. 19 ... She shot 53.3 percent (8-for-15) from the field and 58.3 percent (7-for-12) from behind the three-point arc ... She set career-highs with eight field goals and seven three-point shots made against the Knights ... Pinzan also had a season-high 14 points against No. 2/2 Baylor on Nov. 19 on 5-for-14 (32.7 percent) shooting from the field, and 4-of-7 (57.1 percent) from behind the arc ... Despite missing five games - Idaho, Mississippi State, UNLV, Brown and Cincinnati - due to an ankle injury, she continued to lead the team in assists per game, and is currently dishing out 4.7 per outing ... Pinzan handed out seven assists in back-to-back games, at Tulsa on Jan. 12 and at Temple on Jan. 16, in the two games back following her injury.

■ Tamara Henshaw, second on the team in rebounding, comes into the game at Wichita State with 816 career rebounds, reaching the 800-rebound plateau with her seven boards against Cincinnati on Jan. 5 ... She is now just seven rebounds shy of joining Nalini Miller (2003-07) in seventh all-time at USF with 823.

■ Henshaw is 11th in the AAC in rebounds per game, grabbing 7.2 per outing, through Jan. 19.

■ Kristyna Brabencova is averaging 7.7 points per game on the year and 3.9 rebounds per contest ... She has scored double figures in six games this season, and in three of her last five ... Her last double-figure outing, at Tulsa on Jan. 12, was a career-high 17 points performance on 6-for-9 shooting (66.7 percent), including 2-for-3 (66.7 percent) from long range, and a perfect 2-for-2 from the line.

SCOUTING WICHITA STATE

■ Wichita State comes into its game with USF with an 11-7 overall record, and a 3-2 mark in The American, following its last-second, 72-70 win over Temple on Jan. 19 ... The Shockers have won their last three games, and four of their last six.

■ The Shockers have just one player averaging in double figures, Mariah McCully netting 12.8 points per game ... Seraphine Bastin and Carla Bremaud are second and third, respectively, averaging 8.6 and 8.1 points per game ... Shyai Smith is the team leader on the boards, grabbing 5.4 rebounds per game.

THE SERIES AGAINST THE SHOCKERS

■ Wednesday will mark just the fourth meeting between USF and Wichita State with the Shockers holding a slight 2-1 series lead, dating back to the 1982-83 season ... The series, however, is tied with both schools as members of The American.

USF all-time against Wichita State

Feb. 25, 1983 _____ A _____ L, 75-52
Jan. 21, 2018 _____ A _____ L, 56-64
Feb. 23, 2019 _____ H _____ W, 55-46

LAST TIME OUT

■ Lights-out from long range all game, Elisa Pinzan put USF ahead by three near the midpoint of the fourth quarter before the Bulls dropped a 64-57 decision against UCF in Sunday's War on I-4 installment ... Pinzan set a career high with seven made three-pointers in 12 attempts and matched her personal best with 23 points in the first home loss of the season for the Bulls ... Pinzan also had a game-high five assists, just one turnover in 40 minutes, and two steals in front of 3,017 fans at the Yuengling Center.

■ Bethy Mununga finished with 12 points and a team-leading nine rebounds in the first game of the season USF lost the battle on the glass ... Mununga cut USF's deficit to one with 1:14 remaining, but the Bulls couldn't break through in the first War on

USF WHEN ...

Leading at halftime	8-1
Trailing at halftime	2-7
Tied at halftime	0-0
Overtime	0-0
USF shoots 50% or better from field	0-0
USF shoots 40-49% from field	7-1
USF shoots under 40% from field	3-7
Opp. shoots 50% or better from field	0-0
Opp. shoots 40-49% from field	3-4
Opp. shoots under 40% from field	7-4
USF outrebounds opponent	10-7
Opp. outrebounds USF	0-1
Tied in rebounds	0-0
USF records 10 or more steals	2-2
USF records 15 or more assists	5-1
USF commits less than 15 turnovers	7-1
USF commits 15 or more turnovers	3-7
USF commits less turnovers than opp.	5-0
USF commits more turnovers than opp.	5-7
USF shoots 70% or better from the line	3-4
USF shoots under 70% from the line	7-4
USF scores 59 points or less	0-4
USF scores between 60-69 points	4-3
USF scores between 70-79 points	4-1
USF scores between 80-89 points	2-0
USF scores between 90-99 points	0-0
USF scores more than 100 points	0-0
Two or less Bulls score in double figures	2-6
Three Bulls score in double figures	3-2
Four or more Bulls score in double figures	5-0
USF plays at Yuengling Center	9-1
USF plays on the road	1-3
USF plays at a neutral site	0-4
Playing in November	5-4
Playing in December	3-2
Playing in January	2-2
Playing in February	0-0
Playing in March	0-0
Playing on Saturday	0-2
Playing on Sunday	4-1
Playing on Monday	1-0
Playing on Tuesday	2-1
Playing on Wednesday	0-0
Playing on Thursday	0-3
Playing on Friday	3-1
Playing during the afternoon	7-6
Playing during the evening	3-2
Games decided by three points or less	1-1
Games decided by four to 10 points	3-3
Games decided by 11-20 points	1-3
Games decided by more than 20 points	5-1

SCORING MARGINS

Points: Margin of victory

1	2	3	4	5	6	7	8	9	10+
-	-	1	-	-	-	1	1	-	7

Points: Margin of defeat

1	2	3	4	5	6	7	8	9	10+
-	-	1	1	-	-	1	-	-	5

2019-20 USF STARTING LINEUPS

Forward	Forward	Forward/Center	Guard	Guard	W-L
Mununga	Brabencova	Henshaw	Pinzan	Pehadzic	1-0
Mununga	Brabencova	Jordao	Pinzan	Pehadzic	1-0
Mununga	Septe	Henshaw	Pinzan	Pehadzic	1-0
Mununga	Brabencova	Jordao	Pinzan	Pehadzic	1-0
Mununga	Alvarez	Jordao	Pinzan	Pehadzic	0-1
Mununga	Alvarez	Henshaw	Pinzan	Pehadzic	1-0
Mununga	Brabencova	Henshaw	Pinzan	Pehadzic	0-1
Mununga	Septe	Leverett	Pinzan	Tsineke	1-1
Mununga	Brabencova	Henshaw	Alvarez	Tsineke	1-1
Jordao	Pehadzic	Henshaw	Alvarez	Tsineke	1-1
Jordao	Brabencova	Henshaw	Alvarez	Harvey	0-1
Mununga	Brabencova	Henshaw	Alvarez	Harvey	1-0
Mununga	Brabencova	Henshaw	Tsineke	Harvey	1-1
Mununga	Brabencova	Henshaw	Pinzan	Harvey	0-1

A LOOK AT THE AMERICAN

AMERICAN ATHLETIC CONFERENCE STANDINGS (THROUGH JAN. 19)

	AAC	Pct.	Over.	Pct.
UConn	7-0	1.000	16-1	.941
Tulane	5-0	1.000	10-8	.556
Temple	4-2	.667	11-7	.611
Wichita State	3-2	.600	11-7	.611
Cincinnati	2-2	.500	11-6	.647
UCF	2-2	.500	10-6	.625
USF	2-2	.500	10-8	.556
Houston	2-2	.500	9-9	.500
SMU	1-3	.250	7-9	.438
Memphis	0-4	.000	9-8	.529
ECU	0-4	.000	3-14	.176
Tulsa	0-5	.000	5-13	.278

PRESEASON POLL

1. UConn (11)	7. Tulane
2. USF	8. Memphis
T3. UCF (1)	9. Wichita State
T3. Cincinnati	10. Tulsa
5. Houston	11. ECU
6. Temple	12. SMU

UPCOMING AAC SCHEDULE (ALL TIMES ARE EASTERN)

January 22

Houston at Cincinnati	7 p.m.
USF at Wichita State	7:30 p.m.
UCF at Tulane	8 p.m.

January 23

Pennsylvania at Temple	7 p.m.
Tennessee at UConn	7 p.m.

January 25

UConn at ECU	1 p.m.
Memphis at UCF	2 p.m.
Wichita State at Houston	3 p.m.
Tulsa at SMU	3 p.m.
Tulane at USF	7 p.m.

January 26

Temple at Cincinnati	2 p.m.
----------------------	--------

January 27

US Olympic Team at UConn (Exh.)	7 p.m.
---------------------------------	--------

January 28

Memphis at ECU	7 p.m.
----------------	--------

January 29

Houston at USF	7 p.m.
UCF at Temple	7 p.m.
Wichita State at SMU	8 p.m.
Tulane at Tulsa	8 p.m.

January 30

Cincinnati at UConn	7 p.m.
---------------------	--------

l-4 match up of the season ... Kristyna Brabencova added eight points, five rebounds, two blocks, two steals and two assists in a back-and-forth thriller that featured eight ties and eight lead changes.

■ Pinzan shined for the Bulls from the start with 17 first-half points, however, UCF led 37-33 at the break ... USF stepped up on the defensive end in the third quarter, limiting UCF to five points (16.7 percent from field) ... Brabencova followed up a big block with a three-pointer late in the period that ended with a 45-42 USF advantage.

■ Pinzan's sixth three-pointer spotted USF a 52-49 lead with 5:50 to play, but the Bulls went 2-for-9 from the field the rest of the way.

KRISTYNA BRABENCOVA NAMED AAC FOW, SYDNI HARVEY TO WEEKLY HONOR ROLL

■ USF's Kristyna Brabencova was named the American Athletic Conference Freshman of the Week and Sydni Harvey was named to the AAC Honor Roll when the league announced its weekly awards on Jan. 13 ... It marked the second straight week a USF player earned the league's top freshman weekly honor, following Elena Tsineke being tabbed The American Freshman of the Week on Jan. 6.

MISCELLANEOUS USF STATISTICS

Double Figure Scorers

Elene Tsineke	9
Bethy Mununga	9
Maria Alvarez	7
Enna Pehadzic	4
Kristyna Brabencova	6
Tamara Henshaw	3
Shae Leverett	3
Sydni Harvey	3
Elisa Pinzan	3
Christina Bermejo	1

Double-Doubles

Bethy Mununga	6
Shae Leverett	1
Tamara Henshaw	1

Games Leading (Sharing) Scoring Honors

Elene Tsineke	5
Maria Alvarez	4
Enna Pehadzic	3
Elisa Pinzan	1
Bethy Mununga	(1)
Shae Leverett	(2)
Kristyna Brabencova	(1)
Tamara Henshaw	(1)

Games Leading (Sharing) Rebounding Honors

Bethy Mununga	12 (1)
Tamara Henshaw	4 (1)
Shae Leverett	1 (1)

■ Brabencova poured in a career-high 17 points and grabbed five rebounds in USF's lone game of the week, helping the Bulls to a 68-52 win at Tulsa on Jan. 12 ... The victory was the Bulls' first of the season on the road and improved them to 2-0 in The American and 10-6 overall ... In addition, Brabencova also had three steals, two assists and two blocked shots in the win ... She was 6-for-9 (66.7 percent) from the field, 2-for-3 (66.7 percent) from behind the arc, and a perfect 3-for-3 from the free-throw line. Her three steals tied a career high.

■ Harvey scored a game and season-high 20 points in the win at Tulsa ... She was 6-for-11 (54.5 percent) from the field, including a near perfect 6-for-7 (85.7 percent) from behind the three-point arc, and 2-for-2 from the free-throw line ... Her six treys made were a career-high, surpassing her previous best of four ... She also had three rebounds, two steals and an assist in the win.

USF's 2019-20 Weekly AAC Honorees

Enna Pehadzic	Player of the Week (Nov. 11)
Maria Alvarez	Freshman of the Week (Nov. 18)
Bethy Mununga	AAC Honor Roll (Nov. 18)
Bethy Mununga	AAC Honor Roll (Nov. 25)
Maria Alvarez	AAC Honor Roll (Dec. 9)
Maria Alvarez	AAC Honor Roll (Dec. 16)
Shae Leverett	AAC Honor Roll (Dec. 16)
Bethy Mununga	AAC Honor Roll (Dec. 31)

USF'S LARGEST IN 2019-20

Lead	51 vs. Alabama State (80-29)
Deficit	25 vs. Mississippi State (86-61)
Margin of victory	51 vs. Alabama State (80-29)
Margin of defeat	25 vs. Mississippi State (86-61)
Halftime lead	19, 2X, last at Tulsa (38-19)
Halftime deficit	10 vs. Mississippi State (47-37)
Deficit in win	10 vs. Idaho (13-3)
Halftime deficit in win	5 vs. Brown (33-28)
Lead in loss	11 at UNLV (20-9)
Halftime lead in loss	1 vs. FGCU (37-36)

USF: HOME, ROAD & NEUTRAL

Category	Home	Road	Neutral
Record	9-1	1-3	0-4
Field Goal%	40.9	36.4	35.6
3-Pt. Field Goal%	34.9	31.0	26.3
Free Throw%	65.5	65.2	67.4
Oppt. Field Goal%	33.0	37.5	45.2
Oppt. 3-Pt. Field Goal%	30.4	35.5	38.6
Oppt. Free Throw%	68.3	66.0	63.6
Rebounding Avg.	45.0	38.8	41.0
Rebounding Margin	+12.7	+7.5	+7.0
Assists/Gm.	15.3	12.3	12.0
Turnovers/Gm.	14.3	17.8	20.5
Blocks/Gm.	4.6	4.0	4.0
Steals/Gm.	6.9	7.3	6.3
Points/Gm.	70.5	57.8	59.8
Points Allowed/Gm.	51.2	60.0	73.8

Elena Tsineke _____ Freshman of the Week (Jan. 6)
 Kristyna Brabencova _____ Freshman of the Week (Jan. 13)
 Sydney Harvey _____ AAC Honor Roll (Jan. 13)

TAMARA HENSHAW NAMED TO DUEL IN THE DESERT ALL-TOURNAMENT TEAM

■ Senior forward Tamara Henshaw was named to the Duel in the Desert All-Tournament Team, after her performance in the two-game tournament, Dec. 19-21.

■ Despite averaging just 7.0 points per game against No. 15 Mississippi State and UNLV, Henshaw was a force on the boards grabbing 11.5 rebounds per contest, in addition to 1.5 steals and 1.0 blocked shots per outing ... She pulled down 10 rebounds to go along with six points against the Bulldogs in the tournament opener, along with two steals ... Against the Lady Rebels, Henshaw grabbed 13 rebounds and netted eight points.

ELENA TSINEKE NAMED TO CANCUN CHALLENGE ALL-TOURNAMENT TEAM

■ After just four collegiate games, freshman Elena Tsineke was named to the Cancun Challenge All-Tournament Team for her efforts in the three-game event, Nov. 28-30.

■ Tsineke averaged 11.7 points per game and 2.3 rebounds per outing – against South Dakota State, Florida Gulf Coast and Notre Dame – in the Cancun Challenge ... She shot 11-27 (40.7 percent) from the floor, 6-17 (35.3 percent) from behind the arc, and 7-8 (87.5 percent) from the charity stripe ... She scored double figures in two of the three outings, including a career-high 19 points Florida Gulf Coast on 5-for-9 (55.6 percent) shooting from the field, 2-for-4 (.500) from three-point range, and a near perfect 7-for-8 (87.5 percent) from the free-throw line ... She also had two assists and two steals against the Eagles ... She followed that up the next morning with 12 points and four rebounds against 2019 NCAA national runner-up Notre Dame.

NEW LOOK BULLS

■ USF has seven players returning from last year's roster, including two preseason AAC All-Conference selections - Enna Pehadzic and Sydney Harvey - however it also welcomes six new additions.

■ The Bulls added five incoming freshmen in Maria Alvarez, Mihaela Lazic, Elana Tsineke, Cristina Bermejo and Kristyna Brabencova, in addition to tow-time NJCAA All-American, Bethy Mununga.

CLEANING THE GLASS

■ USF, the American Athletic Conference leader in rebounding a year ago, got on the glass early and often in the season opener against Jacksonville on Nov. 5 ... The Bulls pulled down 63 rebounds against the Dolphins which is second in The American through Jan. 19, and tied for 12th most in the nation.

■ In addition, the 63 boards is tied for the eighth most in program history in a single game, and the most since grabbing 67 against Houston Baptist on Nov. 12, 2017.

■ USF's 63 total rebounds mark only the fifth time since 2000 that it has grabbed 62-or-more rebounds in a game ... The single game record is 76 set against Rollins on Nov. 8, 1980.

■ USF followed up its 63 rebound effort with 52 against Howard on Nov. 12 ... USF also grabbed 53 rebounds against Alabama State on Dec. 6 and 51 against Idaho on Dec. 15, in back-to-back games.

■ Despite USF totaling its second fewest rebounds of the season against No. 2/2 Baylor, the Bulls found themselves outrebounding the Bears, 35-33, including 15-10 on the offensive boards.

■ The Bulls lost the battle of the boards for the first time this season, against UCF on Jan. 19, when the Knights held a 44-32 rebounding advantage ... USF is outrebounding the opposition, this season, 769-584 (42.7-32.4).

THE BULLS HAVE BEEN TREMENDOUS

■ USF has had the hot hand from behind the three-point arc this season, hitting 139 treys in its 18 games ... The Bulls come into the Wichita State game second in The American in three-point field goals made, through Jan. 19, and 46th in the nation.

■ Against Alabama State on Dec. 6, USF was on fire from behind the arc, hitting 17 treys, the second most in school history, behind only the 21 made against Southern on Dec. 15, 2017 ... The 17 made is tied for the eighth most in the nation this season through Jan. 16.

GETTING SOCIAL WITH THE BULLS

■ Fans are encouraged to follow @USFWBB on Twitter, and "Like" USF women's basketball on Facebook (www.Facebook.com/USFwomensbasketball) for the latest Bulls' basketball news ... Follow all of USF's athletic teams on Twitter (@USFAthletics), Facebook (Facebook.com/USFAthletics), YouTube (BullsVision), and Instagram (USFAthletics).

TOP 25 RANKINGS

ASSOCIATED PRESS (as of Jan. 20)

1.	South Carolina (22)	17-1
2.	Baylor (6)	15-1
3.	UConn	16-1
4.	Oregon	15-2
5.	Louisville (2)	18-1
6.	Stanford	16-2
7.	Oregon State	16-2
8.	NC State	17-1
9.	Mississippi State	16-2
10.	UCLA	16-1
11.	DePaul	17-2
12.	Kentucky	15-3
13.	Gonzaga	18-1
14.	Florida State	15-3
15.	Texas A&M	15-3
16.	Arizona State	15-4
17.	Indiana	14-4
18.	Arizona	15-3
19.	Iowa	15-3
20.	Maryland	13-4
21.	Arkansas	15-3
22.	Northwestern	16-2
23.	Tennessee	14-3
24.	South Dakota	17-2
25.	West Virginia	13-3

Also Receiving Votes: Missouri St., Rutgers, Princeton, LSU, **Florida Gulf Coast**.

USA TODAY/WBCA COACHES POLL (as of Jan. 14)

1.	Baylor (16)	13-1
2.	South Carolina (12)	16-1
3.	Stanford (2)	15-1
4.	Louisville (1)	16-1
5.	UConn	13-1
6.	Oregon	13-2
7.	Oregon St. (1)	15-1
8.	UCLA	16-0
9.	Mississippi State	15-2
10.	NC State	15-1
11.	Kentucky	14-2
12.	Texas A&M	14-2
13.	Gonzaga	16-1
13.	Florida State	15-2
15.	DePaul	15-2
16.	Indiana	14-3
17.	Missouri State	14-2
18.	West Virginia	13-1
19.	Arizona State	13-4
20.	Maryland	12-4
21.	South Dakota	15-2
22.	Arizona	13-3
23.	Arkansas	14-3
24.	Iowa	13-3
25.	Tennessee	13-3

Also Receiving Votes: Princeton, **Florida Gulf Coast**, Northwestern, Georgia Tech, Rutgers, Creighton, Stony Brook.

■ Despite now being out for the season with a knee injury, Maria Alvarez was a perfect 4-for-4 from behind the arc against Idaho with all four coming in the fourth quarter, leading the Bulls' come-from-behind win.

DOUBLE DIPPING

■ USF newcomer Bethy Mununga has gotten her career in the Green and Gold off to an impressive start ... The two-time NJCAA All-American has recorded six double-doubles in her first 15 games with the Bulls ... Most recently, Mununga netted a career-high tying 16 points and grabbed a career-best 14 rebounds against Brown, on Dec. 30, in her first game back after a hamstring injury suffered against Alabama State on Dec. 6.

■ Included in her six double-doubles is a career-high tying 16 points, along with 12 boards against No. 2/2 Baylor on Nov. 19.

■ In addition to Mununga, Shae Leverett and Tamara Henshaw are the only other players on the roster to record a double-double this year ... Leverett posted a 12-point, 13-rebound effort against Saint Francis (Pa.), on Nov. 24, for her first of the season and the sixth of her career, while Henshaw scored 15 points and grabbed 10 rebounds against Brown on Dec. 30 for the 11th of her career.

LACING 'EM UP AGAINST THE BEST

■ During the 2019-20 campaign, the Bulls will battle through their usual daunting schedule featuring 12 teams that advanced to either the NCAA Tournament (8) or the WNIT (4).

■ In addition to the eight teams that advanced to the NCAA Tournament that dot USF's schedule, the Bulls will face three of the four No. 1 seeds from last season's "Big Dance" ... USF will play the two teams that played for the national championship – in Tampa at Amalie Arena – when the Bulls travel to Baylor (Nov. 19) and then face Notre Dame (Nov. 30) in the Cancun Challenge ... In addition, USF will take on Mississippi State (Dec. 19) in the Duel in the Desert in Las Vegas, along with its annual AAC home-and-home with UConn (Feb. 16, March 2).

■ USF also faces Texas (Nov. 8) at home, South Dakota State (Nov. 28) and Florida Gulf Coast (Dec. 29) in Cancun, and UCF (Jan. 19, Feb. 19).

HOME, SWEET HOME

■ To say that USF has defended their home court over the last five-plus seasons - 86 games - is an understatement ... The Green and Gold have dropped just 15 games (70-15), since the beginning of the 2014-15 season, including four or fewer losses five times during that stretch.

Seasons with four or fewer home losses since the beginning of the 2014-15 season

2019-20	9-1
2017-18	13-1
2016-17	10-4
2015-16	15-1
2014-15	13-3

■ USF has also proven to be one of the elite teams in The American, and to do that you need to win games at home ... The Bulls are 32-12 in AAC games at home, and were 29-5 prior to the 2018-19 season.

■ Games at the Yuengling Center are no vacation for nonconference foes when they come to Tampa ... Over the last five-plus seasons, the Bulls have posted a 36-2 record in nonconference games at home, which includes this seasons wins over Jacksonville (70-39), No. 15/15 Texas (64-57), Howard (82-53), VCU (77-55), Saint Francis (Pa.) (62-23), Alabama State (80-29), Idaho (67-64) and Brown (Dec. 30) ... USF has won 21 straight nonconference games, and 33 of its last 34, with the only loss coming to Louisville during the 2016-17 season.

■ During the last five-plus years, the likes of Oklahoma, LSU, Louisville, Penn State, Oklahoma State, St. John's, and this season Texas, have visited USF for non-conference tilts.

PRIMED FOR THE POSTSEASON

■ USF has made 15 postseason tournament appearances and had six NCAA Tournament berths in head coach Jose Fernandez's previous 19 seasons ... The all-time winningest coach in program history, Fernandez has guided USF to nine 20-win seasons, two WNIT final four appearances, the 2009 WNIT championship and won more than 350 games.

BULLS SHINE ON THE INTERNATIONAL STAGE

■ Before the team's preparation for the 2019-20 season, five Bulls showcased their talent on the world stage at the FIBA U20 Women's European Championship and 2019 Women's Pan American Games over the summer.

■ USF was represented well in Klatovy, Czech Republic and Prishtina, Kosovo at the FIBA U20 Women's European Championships with four Bulls competing for four different countries – freshman wing Kristyna Brabencova (Czech Republic), sophomore center Beatriz Jordao (Portugal), sophomore point guard Elisa Pinzan (Italy) and freshman guard Elena Tsineke (Greece) ... Pinzan earned team bragging rights as she, and her Italian teammates, took home the gold, defeating Russia, 70-67.

■ Freshman guard Maria Alvarez (Bal Harbour, Fla.) played for the Colombia senior national team at the 2019 Pan American Games in August in Lima, Peru ... It's been a busy stretch of basketball for Alvarez, who averaged 12 points, 4.4 rebounds and a team-best 3.1 assists in seven games for Colombia at the FIBA U19 Women's Basketball World Cup in July in Thailand.

PEHADZIC, HARVEY EARN '18-19 ALL-AAC KUDOS

■ The Bulls welcome back two players that earned AAC all-conference honors at the conclusion of the 2018-19 season, in redshirt junior guard Enna Pehadzic and freshman Sydney Harvey.

■ Pehadzic averaged 12.1 points per game and 15.4 points per outing in The American ... Against East Carolina on Feb. 20, 2019, Pehadzic poured in a career-high 35 points, the second highest point total by any AAC player during the 2018-19 campaign ... Pehadzic also earned AAC All-Tourney honors.

2019-20 USF HONORS

Maria Alvarez

- AAC Freshman of the Week (Nov. 18)
- AAC Weekly Honor Roll (Dec. 9)
- AAC Weekly Honor Roll (Dec. 16)

Sydni Harvey

- AAC Freshman of the Week (Jan. 13)

Tamara Henshaw

- Duel in the Desert All-Tournament Team (Dec. 21)

Kristyna Brabencova

- AAC Weekly Honor Roll (Jan. 16)

Shae Leverett

- AAC Weekly Honor Roll (Dec. 16)

Bethy Mununga

- AAC Weekly Honor Roll (Nov. 18)
- AAC Weekly Honor Roll (Nov. 25)
- AAC Weekly Honor Roll (Dec. 30)

Enna Pehadzic

- AAC Player of the Week (Nov. 11)
- College Madness AAC Player of the Week (Nov. 11)
- Preseason All-AAC

Elena Tsineke

- Cancun Challenge All-Tournament Team (Nov. 30)
- AAC Freshman of the Week (Jan. 6)

■ Joining Pehadzic was Harvey, who was named to the AAC All-Freshman team after her rookie campaign ... Harvey averaged 11.7 points per outing and made an immediate impact for the Bulls ... She poured in a career-high 25 points against Tulane on Jan. 19, 2019, and was twice named the Freshman of the Week ... She also owns two AAC Honor Roll awards and was named to the Paradise Jam Tournament All-Star Team after her 52-point burst in the U.S. Virgin Islands.

A SOLID FRONT COURT RETURNS FOR USF

■ Returning this season for the Bulls in the frontcourt is a trio of players – Beatriz Jordao, Shae Leverett and Tamara Henshaw – that made noise in The American, or early on in the year, before the injury bug hit.

■ Henshaw, the Bulls' lone senior, is expected to continue being a force inside ... She averaged 6.5 points per game but was a real problem on the glass for the opposition, grabbing a team leading 8.1 rebounds per outing which ranked fourth in the AAC ... In addition, she grabbed 10.3 rebounds per contest in AAC games, which was tops in the conference.

■ Leverett, a redshirt junior center, averaged 7.4 points and 7.5 rebounds per contest, which was good enough for second on the team ... She recorded eight double-figure scoring performances and grabbed double-digit rebounds seven times ... Leverett also rejected 1.6 blocks per game, good enough for third in The American, and 2.6 rejections per outing in conference action which led the league.

■ Jordao, a sophomore center, averaged 11.3 points, 5.7 rebounds and 1.9 blocks per game before suffering a season-ending injury after just 12 games ... She started her career with a bang, recording a double-double at Ohio State on Nov. 6, 2018, with 17 points and 10 rebounds.

USF PICKED 2ND IN AAC PRESEASON POLL

■ USF was picked second in the preseason American Athletic Conference Poll, it announced on Oct. 14.

■ The Bulls, who earned 107 points, were selected behind only UConn (121), which enters its final season in

The American. UCF (96) and Cincinnati (96) are tied for third while Houston (81) rounds out the top five teams in the preseason poll. Temple (68), Tulane (59), Memphis (42) and Wichita State (37) were slotted sixth through ninth, respectively, with Tulsa (33), East Carolina (31) and SMU (21) rounding out the bottom three teams.

ELENA TSINEKE NOTES

■ Elena Tsineke has had a great start to her collegiate career after being cleared to play by the NCAA – on Nov. 20 – and missing the first five games of the year ... She currently leads the team in scoring, averaging 11.7 points per contest ... She is shooting 41.0 percent (50-for-122) from the field, including 36.1 percent (22-for-61) from behind the three-point arc, and an impressive 85.7 percent (30-for-35) from the charity stripe.

■ Tsineke dropped in a game high 13 points, in 21 minutes, on 4-for-8 (50.0 percent) shooting from the field, 1-for-2 (50.0 percent) from three-point range, and 4-for-5 (80.0 percent) from the free-throw line against Saint Francis (Pa.) on Nov. 24 in her collegiate debut ... In addition, she recorded one rebound and a steal in the win.

■ Tsineke has scored double figures in eight of her last 11 games played, and in nine of the 13 games she has played in wearing the Green and Gold ... She logged a career-high 20-point effort at Temple on Jan. 16 ... She was 7-for-15 (46.7 percent) from the field, including 4-for-7 (57.1 percent) from behind the arc, and a perfect 2-for-2 from the free-throw line.

■ Tsineke had 19 points against Florida Gulf Coast, on Nov. 29 in the Cancun Challenge, on 5-for-9 shooting (55.6 percent), 2-for-4 from behind the three-point arc, and a near perfect 7-for-8 (87.5 percent) from the free-throw line ... She then opened up AAC play with her second 19-point performance on Jan. 5, in the Bulls' 76-68 win over Cincinnati ... Tsineke was 5-for-10 (50.0 percent) from the field, 3-for-7 (42.9 percent) from three-point range, and a perfect 6-of-6 from the line en route to her 19 points against the Bearcats.

■ Tsineke posted a 17-point outing – her second highest point total of her collegiate career – against Brown on Dec. 30 ... She shot 46.2 percent (6-for-13) from the field, 42.9 percent (3-for-7) from three-point range, and 66.7 percent (2-for-3) from the charity stripe in the win.

■ Tsineke was named to the 2019 Cancun Challenge All-Tournament Team for her efforts in the three-game event ... Tsineke averaged 11.7 points per game and 2.3 rebounds per outing – against South Dakota State, Florida Gulf Coast and Notre Dame – in the Cancun Challenge ... She shot 11-for-27 (40.7 percent) from the floor, 6-for-17 (35.3 percent) from behind the arc, and 7-for-8 (87.5 percent) from the charity stripe.

BETHY MUNUNGA NOTES

■ Bethy Mununga is off to a good start to her USF career after making a name for herself as a two-time NJCAA All-American at Northeastern Oklahoma A&M College ... She did, however, miss three games due to an injured hamstring suffered against Alabama State on Dec. 6 ... She returned to the court on Dec. 30 against Brown ... So far this season, Mununga has been named to the AAC weekly Honor Roll three times (Nov. 18 and Nov. 25, and Dec. 31).

■ Mununga is second on the team in scoring, averaging 10.7 points per game, and is also tops on the team in rebounding, grabbing 9.5 boards per outing ... In addition, her rebounding average is third in The American, and 40th nationally, through Jan. 19.

■ Mununga is also shooting 50.8 percent (65-of-128) from the field ... She has shot less than 50 percent just five times this season ... She was an efficient 75.0 percent (6-for-8) in the win over No. 15/15 Texas on Nov. 8 and shot at an 87.5 percent (6-for-7) clip against VCU on Nov. 15, and hit 70.0 percent (7-for-10) against Cincinnati on Jan. 5.

USF WOMEN'S HOOPS INVITED TO PLAY IN BAD BOY MOWERS BATTLE 4 ATLANTIS

■ The University of South Florida women's basketball team has been invited to take part in the inaugural Bay Boy Mowers Battle 4 Atlantis tournament in Paradise Island, Bahamas at the Atlantis Paradise Island Hotel.

The tournament will be held Nov. 21-23, 2020, immediately preceding the men's tournament that runs each year through the Thanksgiving holiday as one of the premier events on the early college basketball schedule.

"Just like every year, we want to give ourselves great opportunities to play quality opponents in November and December," said USF head coach Jose Fernandez. "We are very excited to take part in the first Battle 4 Atlantis for women."

The Bulls will be joined by a host of collegiate women's basketball powers, including current No. 3 Oregon, No. 6 South Carolina, Syracuse, Central Michigan, Marquette, Minnesota and Oklahoma. Opponents, game times and additional tournament details will be announced at a later date.



■ Mununga has recorded six double-doubles in her 15 games with the Bulls ... In addition, she was two rebounds shy of a double-double on Nov. 8, against No. 15/15 Texas, with 12 points and eight boards, and one rebound shy against UCF on Jan. 19 after scoring 12 points.

Mununga's career double-doubles

Nov. 5, 2019 vs. Jacksonville _____ 11 pts./12 rbs.
Nov. 12, 2019 vs. Howard _____ 14 pts./11 rbs.
Nov. 15, 2019 vs. VCU _____ 14 pts./12 rbs.
Nov. 19, 2019 vs. No. 2/2 Baylor _____ 16 pts./12 rbs.
Nov. 28, 2019 vs. South Dakota State _____ 15 pts./12 rbs.
Dec. 30, 2019 vs. Brown _____ 16 pts./14 rbs.

■ Mununga didn't show any ill effects from her pulled hamstring, which caused her to miss three games in December ... She returned to the hardwood on Dec. 30, against Brown, to score a career-high tying 16 points and grab a career-best 14 rebounds.

MARIA ALVAREZ NOTES

■ Maria Alvarez was not fazed one bit by being thrown into the fire during her first collegiate season, unfortunately, however, she suffered a season-ending knee injury on Jan. 5 against Cincinnati ... Through the Cincinnati game, Alvarez was third on the team in scoring, averaging 8.8 points per game, and was second in assists dropping 3.3 dimes per contest ... She was also shooting 33.6 percent (44-for-131) from the field in her 15 games played ... Alvarez was recognized three times this season by the American Athletic Conference as AAC Rookie of the Week (Nov. 18) and as a two-time member of the weekly Honor Roll (Dec. 9 and Dec. 16).

■ Alvarez scored in double figures in three of the last six games she played in, and in seven of 15 games this season, including against VCU, on Nov. 15, when she poured in a career-high 20 points on 7-for-10 shooting (70.0 percent) from the field and 5-for-7 (71.4) percent from three-point range ... She also had 14 points against Florida Gulf Coast on Nov. 29 in game two of the Cancun Challenge to go along with a career-high six assists.

■ Alvarez had an impressive game high 18-point performance against Alabama State on Dec. 6 ... She was 6-for-11 from the field (54.5 percent) from the field with all of her attempts coming from behind the arc.

■ Alvarez was clutch against Idaho, on Dec. 15, in the Bulls' 67-64 come-from-behind win ... She scored a team-high 14 points on 4-of-9 shooting (44.4 percent) from the field, including 4-of-7 (57.1 percent) from behind the three-point arc, and 2-for-2 from the free-throw line ... Alvarez went 4-for-4 from the field in the fourth quarter, for 12 points, including two back-to-back threes that cut the Vandals' lead from five to two points with 2:01 left in the game, and then another trey, on the next possession, to put the Bulls up for good, with just over a minute left

... In addition to her 14 points, Alvarez also recorded four points and four assists in the win.

ELISA PINZAN NOTES

■ Elisa Pinzan comes into the Wichita State game averaging 8.7 points per game ... The sophomore guard is also leading the team in assists per game, handing out 4.7 per outing, despite sitting out four games due to an ankle injury suffered against Alabama State on Dec. 6 ... She did dress against Cincinnati on Jan. 5, however did not play ... Pinzan dished out a career-high tying eight assists against VCU on Nov. 15.

■ Pinzan returned to the court on Jan. 12, at Tulsa, where she played 32 minutes and scored eight points and dished out seven assists against the Golden Hurricane ... She followed that up with a seven assist performance at Temple on Jan. 16.

Elisa Pinzan's career games with five-plus assists

8 _____ VCU (Nov. 15, 2019)
8 _____ Tulane (March 8, 2019)
8 _____ Bethune Cookman (Nov. 15, 2018)
7 _____ Temple (Jan. 16, 2020)
7 _____ Tulsa (Jan. 12, 2020)
7 _____ Alabama State (Dec. 6, 2019)
7 _____ Wichita State (Feb. 23, 2019)
7 _____ Tulsa (Feb. 16, 2019)
7 _____ Oklahoma (Nov. 18, 2018)
6 _____ Baylor (Nov. 19, 2019)
6 _____ Memphis (Jan. 23, 2019)
6 _____ Virginia (Dec. 21, 2018)
5 _____ UCF (Jan. 19, 2020)
5 _____ Texas (Nov. 8, 2019)
5 _____ Jacksonville (Nov. 5, 2019)
5 _____ UConn (March 3, 2019)
5 _____ UCLA (Nov. 24, 2018)

■ Pinzan poured in a career-high tying 23 points against UCF on Jan. 19 ... She shot 53.3 percent (8-for-15) from the field and 58.3 percent (7-for-12) from behind the three-point arc ... She set career-highs with eight field goals and seven three-point shots made against the Knights ... Her 23 points is just her third 20-point outing of her career in the Green and Gold.

■ Pinzan recorded a, then, season high 14-point outing at No. 2/2 Baylor on Nov. 19, shooting 35.7 percent (5-for-14) from the field and 57.1 percent (4-for-7) from behind the three-point arc ... That came one game after she posted a 13-point outing against VCU on Nov. 15, shooting 41.7 percent (5-for-12) from the field and 40.0 percent (2-for-5) from behind the three-point arc.

TAMARA HENSHAW NOTES

■ Tamara Henshaw, the Bulls' lone senior, continues to be a consistent presence for the Bulls ... Henshaw is averaging 6.1 points per game and is second on the team in rebounding, grabbing 7.2 boards per contest, good enough for 11th in The American through Jan. 19 ... She has grabbed double-digit rebounds in five of the last nine games through USF's game against UCF on Jan. 19.

■ Henshaw has scored in double figures three times this season, with 10 points against Saint Francis (Pa.) (Nov. 24) and against Florida Gulf Coast (Nov. 29) in Cancun, and 15 points against Brown (Dec.30) ... She has netted double-digits in 28 of her 118 career games with the Bulls.

■ Henshaw grabbed a career high tying 15 rebounds against Alabama State on Dec. 6 ... She has grabbed double-digit rebounds 27 times in her collegiate career ... Most recently, she grabbed 10 rebounds against Brown on Dec. 30.

Henshaw's career games with 11-plus rebounds

15 _____ vs. Alabama State (Dec. 6, 2019)
15 _____ vs. Tulane (March 8, 2019)
15 _____ at Houston (Feb. 27, 2019)
15 _____ at SMU (Jan. 26, 2019)
13 _____ at UNLV (Dec. 21, 2019)
13 _____ at Cincinnati (March 2, 2019)
13 _____ vs. Stetson (Dec. 30, 2016)
12 _____ vs. Idaho (Dec. 15, 2019)
12 _____ vs. Wichita State (Feb. 23, 2019)
12 _____ at East Carolina (Feb. 20, 2019)
12 _____ at Tulane (Feb. 6, 2019)
11 _____ vs. Memphis (Jan. 23, 2019)
11 _____ vs. Albany (Jan. 9, 2018)
11 _____ at Tulane (Jan. 4, 2017)

■ With her three rebounds on Jan. 5 against Cincinnati, Henshaw became the eighth player in program history to reach the 800 career rebound plateau, finishing the game with 803 for her career ... She currently has 816 career rebounds, following UCF on Jan. 19, and sits in sole possession of eighth on USF's all-time rebounding list after passing Keira Rozier (1992-95) during the Duel in the Desert in Las Vegas ... She is now just seven rebounds shy of joining Nalini Miller (2003-07) in seventh all-time at USF with 823.

USF career rebounding leaders

1.	Alisia Jenkins (2012-16)	1,284
2.	Wanda Guyton (1985-87-89)	1,077
3.	Courtney Williams (2012-16)	931
4.	Mary Klinewski (1982-85)	909
5.	Maria Jespersen (2014-18)	891
6.	Jessica Lawson (2007-10)	863
7.	Nalini Miller (2003-07)	823
8.	Tamara Henshaw (2016-present)	816
9.	Keira Rozier (1992-95)	770
10.	Jessica Dickson (2003-07)	746

■ Henshaw is currently 13th all-time in school history in career games played with 119 ... She is currently one game shy of tying Rachael Sheats (2003-07) and Porche Grant (2006-09, 10-11) for 11th all-time.

USF all-time career games played

1.	Shalethia Stringfield (2011-12, 13-16)	139
2.	Courtney Williams (2012-16)	138
3.	Maria Jespersen (2014-18)	134
4.	Shantia Grace (2005-09)	132
5.	Alisia Jenkins (2012-16)	131
6.	Akila McDonald (2010-14)	130
7.	Tiffany Conner (2009-13)	125
	Jessica Dickson (2003-07)	125
9.	Jessica Lawson (2004, 07-10)*	124
10.	Laura Ferreira (2014-19)	121
11.	Rachael Sheats (2003-07)	120
	Porche Grant (2006-09, 10-11)	120
13.	Tamara Henshaw (2016-present)	119
14.	Nalini Miller (2003-07)	115
	Jasmine Wynne (2008-12)	115
16.	Alana Tanksley (2001-05)	113

* Includes games played in 2004-05 with California

WHERE USF RANKS AS A TEAM IN THE NCAA (THROUGH JAN. 19)

NCAA Statistics

South Fla. - 2019-20 Women's Basketball Ranking Summary thru games 01/19/2020

Statistic	National Rank	Conference Rank	Value	National Leader	Value	Conference Leader
Assist Turnover Ratio (348 ranked)	153	4	0.84	Oregon	1.84	Cincinnati
Assists (348 ranked)	101	4	250	Iowa	380	UConn
Assists Per Game (348 ranked)	125	4	13.9	Baylor	23.2	UConn
Blocked Shots (348 ranked)	43	3	78	South Carolina	149	UConn
Blocked Shots Per Game (348 ranked)	56	3	4.3	South Carolina	8.3	UConn
Defensive Rebounds per Game (29 ranked)				Tennessee	33.3	UConn
Fewest Fouls (345 ranked)	278	8	325	Penn	170	UConn
Fewest Turnovers (348 ranked)	237	6	296	Penn	160	Cincinnati
Field-Goal Percentage (348 ranked)	228	9	38.7	Baylor	51.5	UConn
Field-Goal Percentage Defense (348 ranked)	59	4	36.7	Baylor	29.7	UConn
Free Throw Attempts (348 ranked)	187	6	289	Troy	458	Wichita St.
Free Throws Made (348 ranked)	217	8	190	Denver	321	Wichita St.
Free-Throw Percentage (348 ranked)	250	6	65.7	William & Mary	80.4	UCF
Offensive Rebounds per Game (30 ranked)	9	2	16.3	Troy	23.6	SMU
Personal Fouls Per Game (348 ranked)	234	7	18.1	UConn	10.8	UConn
Rebound Margin (348 ranked)	11	1	10.3	Baylor	15.8	South Fla.
Rebounds (348 ranked)	22	1	769	Troy	932	South Fla.
Rebounds Per Game (348 ranked)	26	3	42.72	Troy	54.82	SMU
Scoring Defense (348 ranked)	48	2	58.2	Baylor	48.8	UConn
Scoring Margin (348 ranked)	95	3	7.1	Baylor	39.0	UConn
Scoring Offense (348 ranked)	183	6	65.3	Baylor	87.8	UConn
Steals (348 ranked)	220	11	123	Alcorn	244	East Carolina
Steals Per Game (348 ranked)	254	11	6.8	Alcorn	14.4	East Carolina
Three Pt FG Defense (348 ranked)	270	9	33.4	Baylor	23.1	Tulane
Three-Point Field Goals Attempted (147 ranked)	23	1	436	FGCU	711	South Fla.
Three-Point Field Goals Made (348 ranked)	46	2	139	FGCU	235	UConn
Three-Point Field Goals Per Game (348 ranked)	48	2	7.7	FGCU	11.8	UConn
Three-Point Field-Goal Percentage (348 ranked)	149	6	31.9	UAB	41.6	UConn
Turnover Margin (348 ranked)	245	10	-1.44	FGCU	11.00	East Carolina
Turnovers Forced (348 ranked)	249	11	15.00	Alcorn	28.59	East Carolina
Turnovers Per Game (348 ranked)	192	4	16.4	FGCU	9.9	Cincinnati
Won-Lost Percentage (347 ranked)	151	6	55.6	Gonzaga	94.7	UConn
				Stony Brook	94.7	
				Louisville	94.7	

WHERE USF RANKS INDIVIDUALLY IN THE NCAA (THROUGH JAN. 19)

Statistic	Player	National Rank	Conference Rank	Value	National Leader	Value	Conference Leader	Value
Assist Turnover Ratio (250 ranked)	Maria Alvarez	70	3	1.96	Kelly Campbell, DePaul	5.10	Asonah Alexander, Temple	2.90
Assists (146 ranked)					Jayde Christopher, Boise St.	154	Asonah Alexander, Temple	87
Assists Per Game (248 ranked)					Sabrina Ionescu, Oregon	8.6	Asonah Alexander, Temple	4.8
Blocked Shots (143 ranked)					Brittany Brewer, Texas Tech	77	Olivia Nelson-Ododa, UConn	67
Blocked Shots Per Game (249 ranked)	Bethy Mununga	177	6	1.13	Brittany Brewer, Texas Tech	4.81	Olivia Nelson-Ododa, UConn	3.94
Defensive Rebounds per Game (28 ranked)					Natalie Kurowski, Lafayette	9.7	Megan Walker, UConn	7.2
Double Doubles (39 ranked)					Unique Thompson, Auburn	15	Mia Davis, Temple	12
Field Goal Attempts (150 ranked)					Rhyné Howard, Kentucky	327	Megan Walker, UConn	276
Field Goals Made (149 ranked)					Chanette Hicks, Norfolk St.	152	Imar'I Thomas, Cincinnati	132
					Raina Perez, Cal St. Fullerton	152		
Field-Goal Percentage (250 ranked)					Ayana Mitchell, LSU	72.2	Imar'I Thomas, Cincinnati	59.5
Final Points (194 ranked)					Rhyné Howard, Kentucky	431	Megan Walker, UConn	349
Free Throw Attempts (144 ranked)					Keni Jo Lippe, Oral Roberts	147	Arsula Clark, Tulane	120
Free Throws Made (144 ranked)					Ashley Joens, Iowa St.	119	Mia Davis, Temple	85
Free-Throw Percentage (250 ranked)					Tia Hay, Santa Clara	94.7	Kay Kay Wright, UCF	82.0
Minutes Played (150 ranked)					Dor Saar, Maine	761	Julia Blackshell-Fair, Houston	640
Minutes Played Per Game (150 ranked)					Rose Caverly, Vermont	39.40	Sam Rodgers, Cincinnati	36.39
Offensive Rebounds per Game (29 ranked)	Bethy Mununga	26	2	4.0	Unique Thompson, Auburn	5.2	Mia Davis, Temple	4.2
Points Per Game (250 ranked)					Stella Johnson, Rider	26.8	Megan Walker, UConn	20.5
Rebounds (150 ranked)	Bethy Mununga	100	7	14.3	Ila Lane, UC Santa Barbara	218	Mia Davis, Temple	186
Rebounds Per Game (250 ranked)	Bethy Mununga Tamara Henshaw	40 219	3 11	9.5 7.2	Natalie Kurowski, Lafayette	13.2	Mia Davis, Temple	10.9
Steals (138 ranked)					Stephanie Karcz, Loyola Maryland	103	Lashonda Monk, East Carolina	66
Steals Per Game (242 ranked)					Stephanie Karcz, Loyola Maryland	6.06	Lashonda Monk, East Carolina	3.88
Three-Point Field Goals Attempted (149 ranked)	Maria Alvarez	102	4	10.8	Taylor Robertson, Oklahoma	189	Marissa Mackins, Temple	142
Three-Point Field Goals Made (131 ranked)					Taylor Robertson, Oklahoma	89	Marissa Mackins, Temple	50
Three-Point Field Goals Per Game (247 ranked)	Maria Alvarez	107	4	2.27	Taylor Robertson, Oklahoma	5.24	Madison Griggs, Memphis	2.82
Three-Point Field-Goal Percentage (198 ranked)	Maria Alvarez	179	7	31.5	Madison Parker, Bowling Green	49.2	Megan Walker, UConn	44.0
Triple Doubles (3 ranked)					Sabrina Ionescu, Oregon	4		

USF TV/RADIO PHOTO ROSTER

0




**Enna
PEHADZIC**
W | 5-9 | R-Jr.
Horsens, Denmark

1



**Maria
ALVAREZ**
G | 5-7 | Fr.
Bal Harbour, Fla.

2



**Mihaela
LAZIC**
PG | 5-6 | Fr.
Slavonski Brod, Croatia

3



**Sydni
HARVEY**
G | 5-10 | So.
Nashville, Tenn.

4



**Elisa
PINZAN**
PG | 5-8 | So.
Murano, Italy

5



**Elena
TSINEKE**
G | 5-8 | Fr.
Thessaloniki, Greece

12



**Cristina
BERMEJO**
W | 6-1 | Fr.
Sant Just Desvern, Spain

20




**Bethy
MUNUNGA**
F | 6-0 | Jr.
Zellik, Belgium

21




**Shae
LEVERETT**
C | 6-2 | R-Jr.
Rincon, Ga.

22




**Kristyna
BRABENCOVA**
W | 6-0 | Fr.
Brno, Czech Republic

23



**Tamara
HENSHAW**
F | 6-1 | Sr.
Palm Coast, Fla.

31



**Beatriz
JORDAO**
C | 6-3 | So.
Pombal, Portugal

34



**Silvia
SERRAT**
F | 6-1 | R-So.
Banyoles, Spain

HEAD COACH



**Jose
FERNANDEZ**
20th Season

USF ALL-TIME IN OVERTIME

■ **Overtime Games: 26-13**
 ■ **20-8 under Jose Fernandez**

Year	Opponent	W/L	Score
2/21/75	vs. Rollins	W	64-62 (OT)
2/18/78	at Florida State	L	76-84 (OT)
12/3/81	at Youngstown State	W	63-61 (OT)
12/17/83	Florida A&M	W	66-64 (OT)
1/22/84	Alabama State	W	102-96 (3OT)
2/15/84	Florida Southern	L	61-64 (OT)
1/30/93	Virginia Tech	L	83-85 (OT)
2/15/93	at Mercer	L	72-73 (OT)
1/8/94	Charlotte	W	77-69 (OT)
12/4/98	Chattanooga	W	77-76 (OT)
12/16/98	Minnesota	L	64-68 (OT)

12/18/00	Western Kentucky	L	81-84 (OT)
1/28/01	Memphis	L	71-81 (OT)
11/30/02	Bethune-Cookman	W	66-59 (OT)
2/2/04	#18 TCU	W	89-84 (2OT)
2/6/04	at Cincinnati	W	66-64 (OT)
12/1/04	at #8 Connecticut	L	65-75 (OT)
12/7/05	#11 DePaul	W	79-77 (OT)
1/28/06	at #21 Notre Dame	W	68-64 (OT)
12/29/06	at Saint Joseph's	W	80-76 (OT)
1/13/07	Notre Dame	W	87-78 (OT)
11/28/08	vs. Iowa	W	82-79 (OT)
3/8/08	vs Syracuse	W	68-67 (OT)
1/10/09	St. John's	W	81-71 (OT)
3/21/09	FGCU	W	88-81 (OT)
11/13/09	Florida A&M	L	73-68 (OT)

11/28/09	Loyola Marymount	W	77-71 (OT)
12/18/10	UNLV	W	59-54 (OT)
11/12/11	vs. Arkansas	L	65-61 (OT)
11/23/11	vs. Central Michigan	W	86-80 (OT)
1/17/12	DePaul	W	66-63 (OT)
2/27/12	Providence	W	64-56 (OT)
11/13/12	at Clemson	W	75-73 (OT)
1/8/13	Notre Dame	L	75-71 (OT)
3/25/13	vs. California	L	82-79 (OT)
12/21/14	at Penn State	W	90-87 (OT)
1/20/16	at Memphis	L	88-87(OT)
12/20/17	vs Dayton	W	93-87(OT)
2/18/18	at UCF	W	77-68(OT)

USF VS. RANKED OPPONENTS

■ **Overall vs. Ranked Opponents: 16-84**
 ■ **14-84 under Jose Fernandez**

Date	Opponent	Rank	Score
1/31/94	Southern Miss	24	W, 80-74
2/23/97	Tulane	24	W, 80-71
12/28/02	Connecticut	2	L, 56-72
1/19/03	at DePaul	24	L, 57-63
1/4/04	at Georgia	12	L, 65-92
1/18/04	DePaul	17	L, 74-84
1/31/04	Houston	24	L, 57-62
2/2/04	TCU	18	W, 89-84 (2OT)
11/14/04	at Duke	6	L, 50-82
12/1/04	at Connecticut	8	L, 65-75 (OT)
1/30/05	at DePaul	17	L, 66-74
12/2/05	at North Carolina	7	L, 47-71
12/7/05	DePaul	11	W, 79-77 (OT)
12/10/05	Michigan State	13	L, 66-81
12/30/05	at LSU	3	L, 44-87
1/11/06	Rutgers	10	L, 65-66
1/24/06	at Connecticut	5	L, 47-77
1/28/06	at Notre Dame	21	W, 68-64 (OT)
2/5/06	at St. John's	25	L, 71-78
12/3/06	at Michigan State	20/18	L, 71-79
12/12/06	vs. Vanderbilt	12/12	L, 68-76
1/3/07	LSU	6/6	L, 48-60
1/16/07	Louisville	15/15	W, 74-58
1/20/07	at Pittsburgh	25/RV	L, 48-73
2/20/07	Connecticut	3/3	L, 67-81
2/24/07	at Marquette	19/19	L, 63-75
3/4/07	vs. Connecticut	3/3	L, 54-74
11/15/07	vs. Duke	10/9	L, 52-89
1/5/08	West Virginia	17/16	L, 73-79
1/30/08	at Connecticut	1/1	L, 48-71
2/5/08	DePaul	25/25	W, 78-73
2/16/08	Rutgers	5/4	L, 50-71
2/27/08	at Notre Dame	14/14	L, 49-92

Date	Opponent	Rank	Score
3/9/08	vs. West Virginia	14/18	L, 42-64
11/27/08	vs. California	3/4	L, 55-85
1/06/09	Connecticut	1/1	L, 37-83
1/14/09	Louisville	7/11	L, 60-76
2/17/09	Notre Dame	24/24	L, 79-86
3/08/09	vs. Connecticut	1/1	L, 42-79
1/4/10	at Connecticut	1/1	L, 42-84
1/9/10	Georgetown	RV/25	L, 52-66
1/12/10	at Notre Dame	3/3	L, 64-81
1/16/10	Syracuse	25/25	W, 73-64
2/20/10	West Virginia	9/8	L, 45-54
12/2/10	Connecticut	1/1	L, 54-80
1/11/11	at DePaul	14/21	L, 61-77
1/22/11	at West Virginia	9/9	L, 52-78
2/5/11	Notre Dame	8/8	L, 68-76
2/8/11	at Georgetown	16/16	L, 38-67
2/16/11	St. John's	RV/22	L, 60-80
2/28/11	Georgetown	17/19	W, 60-55
1/7/12	Georgetown	16/16	L, 56-66
1/17/12	DePaul	14/21	W, 66-63 (OT)
1/27/12	at Connecticut	1/1	L, 62-77
2/1/12	West Virginia	9/9	L, 52-55
2/8/12	at St. John's	RV/22	L, 57-67
2/25/12	at Notre Dame	8/8	L, 68-80
3/3/12	vs. DePaul	14/21	L, 62-76
12/16/12	Nebraska	24/24	L, 52-62
1/8/13	Notre Dame	8/8	L, 71-75 (OT)
1/30/13	Louisville	12/12	L, 75-78
2/20/13	at Louisville	11/12	W, 73-62
2/23/13	Syracuse	18/21	W, 68-66
3/2/13	Connecticut	1/1	L, 51-85
3/10/13	vs. Notre Dame	2/2	L, 66-75
3/25/13	vs. California	6/6	L, 78-82 (OT)
11/8/13	Maryland	6/8	L, 70-78
12/14/13	vs. Oklahoma State	14/18	L, 56-75
1/12/14	Louisville	5/5	L, 54-62

Date	Opponent	Rank	Score
1/26/14	at Connecticut	1/1	L, 53-81
2/2/14	at Louisville	5/5	L, 59-79
2/16/14	Connecticut	1/1	L, 38-63
3/9/14	vs. Louisville	3/4	L, 56-60
11/19/14	at Maryland	8/9	L, 67-85
11/29/14	vs. Kentucky	9/10	L, 57-61
1/18/15	at Connecticut	2/2	L, 50-92
3/2/15	Connecticut	1/1	L, 65-88
3/9/15	vs. Connecticut	1/1	L, 70-84
3/23/15	Louisville	8/8	L, 52-60
11/19/15	at Baylor	5/4	L, 63-65
12/30/15	vs. Mississippi State	8/8	L, 58-68
1/10/16	UConn	1/1	L, 59-75
2/15/16	at Louisville	11/12	L, 50-67
2/29/16	at UConn	1/1	L, 59-79
3/7/16	vs. UConn	1/1	L, 51-77
3/19/16	vs. Colorado State	22/22	W, 48-45
3/21/16	at UCLA	10/12	L, 67-72
1/10/17	at UConn	1/1	L, 37-102
1/22/17	Louisville	9/8	L, 52-66
2/19/17	Temple	RV/25	L, 71-77
2/27/17	UConn	1/1	L, 68-96
3/5/17	Temple	25/21	W, 63-58
3/6/17	UConn	1/1	L, 44-100
2/11/18	Ohio State	13/13	W, 84-65
1/13/19	at UConn	3/2	L, 46-63
3/4/19	vs. UConn	2/2	L, 47-57
3/10/19	vs. UConn	2/2	L, 45-81
11/8/19	Texas	15/15	W, 64-57
11/19/19	at Baylor	2/2	L, 46-58
12/19/19	vs. Mississippi State	15/15	L, 61-86

USF CAREER HIGHS

0 - ENNA PEHADZIC

Points	35 at ECU (2/20/19)
Rebounds	13 at Temple (1/5/19)
Field Goals Made	9 vs. Tulane (3/8/19)
Field Goals Attempted	26 at ECU (2/20/19)
Three-Point Field Goals Made	6, 2X, last vs. Jacksonville (11/5/19)
Three-Point Field Goals Attempted	15 at ECU (2/20/19)
Free Throws Made	13 at ECU (2/20/19)
Free Throws Attempted	14 at ECU (2/20/19)
Assists	3 vs. Tulane (1/19/19)
Steals	3, 2X, last vs. Memphis (1/23/19)
Blocks	2, 2X, last vs. Wichita State (2/23/19)
Minutes	40, 5X, last at ECU (2/20/19)

1 - MARIA ALVAREZ

Points	20 vs. VCU (11/15/19)
Rebounds	6, 2X, last at UNLV (12/21/19)
Field Goals Made	7 vs. VCU (11/15/19)
Field Goals Attempted	14 vs. Notre Dame (11/30/19)
Three-Point Field Goals Made	6 vs. Alabama State (12/6/19)
Three-Point Field Goals Attempted	13 vs. Notre Dame (11/30/19)
Free Throws Made	3 vs. Brown (12/30/19)
Free Throws Attempted	4, 2X, last vs. Brown (12/30/19)
Assists	6, 2X, last vs. Mississippi State (12/21/19)
Steals	2, 4X, last vs. Brown (12/30/19)
Blocks	0
Minutes	37 vs. Idaho (12/15/19)

2 - MIHAELA LAZIC

Points	0
Rebounds	2 vs. Jacksonville (11/5/19)
Field Goals Made	0
Field Goals Attempted	1 vs. Jacksonville (11/5/19)
Three-Point Field Goals Made	0
Three-Point Field Goals Attempted	1 vs. Jacksonville (11/5/19)
Free Throws Made	0
Free Throws Attempted	0
Assists	0
Steals	0
Blocks	0
Minutes	8 vs. Jacksonville (11/5/19)

3 - SYDNI HARVEY

Points	25 vs. Tulane (1/19/19)
Rebounds	7 vs. Memphis (1/23/19)
Field Goals Made	9 vs. Tulane (1/19/19)
Field Goals Attempted	18 at SMU (1/26/19)
Three-Point Field Goals Made	6 at Tulsa (1/12/19)
Three-Point Field Goals Attempted	7, 5x, last at Tulsa (1/12/19)
Free Throws Made	8, 3X, last at Temple (1/16/20)
Free Throws Attempted	11 at Temple (1/16/20)
Assists	6 vs. Vermont (12/17/18)
Steals	2, 8X, last vs. UCF (1/19/20)
Blocks	1 vs. UCF (1/19/20)
Minutes	40 vs. Creighton (12/20/18)

4 - ELISA PINZAN

Points	23, 2X, last vs. UCF (1/19/20)
Rebounds	7, 2X last vs. Jacksonville (11/5/19)
Field Goals Made	8 vs. UCF (1/19/20)
Field Goals Attempted	15 vs. UCF (1/19/20)
Three-Point Field Goals Made	7 vs. UCF (1/19/20)
Three-Point Field Goals Attempted	12 vs. UCF (1/19/20)
Free Throws Made	8 vs. Houston (3/9/19)
Free Throws Attempted	8, 6X, last vs. Texas (11/8/19)
Assists	8, 3X, last vs. VCU (11/15/19)
Steals	5 vs. Tulane (3/8/19)
Blocks	1 vs. Notre Dame (11/30/19)
Minutes	40, 6X, last vs. UCF (1/19/20)

5 - ELENA TSINEKE

Points	20 at Temple (1/16/20)
Rebounds	5 at Temple (1/16/20)
Field Goals Made	7 at Temple (1/16/20)
Field Goals Attempted	15 at Temple (1/16/20)
Three-Point Field Goals Made	4, 2X, last at Temple (1/16/20)
Three-Point Field Goals Attempted	12 vs. Notre Dame (11/30/19)
Free Throws Made	7 vs. Florida Gulf Coast (11/29/19)
Free Throws Attempted	8 vs. Florida Gulf Coast (11/29/19)
Assists	4 vs. Cincinnati (1/5/20)
Steals	2, 2X, last vs. Mississippi State (12/21/19)
Blocks	1, 2X, last at Tulsa (1/12/19)
Minutes	36 vs. Cincinnati (1/5/20)

12 - CRISTINA BERMEJO

Points	10 vs. Idaho (12/15/19)
Rebounds	5 vs. Idaho (12/15/19)
Field Goals Made	4 vs. Idaho (12/15/19)
Field Goals Attempted	9 vs. Idaho (12/15/19)
Three-Point Field Goals Made	2 vs. Idaho (12/15/19)
Three-Point Field Goals Attempted	5 vs. Idaho (12/15/19)
Free Throws Made	1 at UNLV (12/21/19)
Free Throws Attempted	2 at UNLV (12/21/19)
Assists	2 vs. Idaho (12/15/19)
Steals	2 vs. Saint Francis (Pa.) (11/24/19)
Blocks	2, 2X, last vs. Alabama State (12/6/19)
Minutes	18 vs. Idaho (12/15/19)

20 - BETHY MUNUNGA

Points	16, 3X, last vs. Cincinnati (1/5/20)
Rebounds	14 vs. Brown (12/30/19)
Field Goals Made	7 vs. Cincinnati (1/5/20)
Field Goals Attempted	14 vs. Brown (12/30/19)
Three-Point Field Goals Made	1 at Baylor (11/19/19)
Three-Point Field Goals Attempted	2 vs. Brown (12/30/19)
Free Throws Made	6 vs. Brown (12/30/19)
Free Throws Attempted	7 vs. Baylor (11/30/19)
Assists	3 vs. Florida GulfCoast (11/29/19)
Steals	3, 3X, last vs. Cincinnati (1/5/20)
Blocks	3, 2X, last vs. Brown (12/30/19)
Minutes	39 at Baylor (11/19/19)

USF CAREER HIGHS

21 - SHAE LEVERETT

Points	20 vs. Wichita State (2/23/19)
Rebounds	18 vs. Wichita State (2/23/19)
Field Goals Made	6, 3X, last vs. James Madison (2/23/19)
Field Goals Attempted	10 vs. Wichita State (2/23/19)
Three-Point Field Goals Made	0
Three-Point Field Goals Attempted	1 at Houston (2/27/19)
Free Throws Made	10 vs. Wichita State (2/23/19)
Free Throws Attempted	12 at SMU (1/26/19)
Assists	3 at ECU (2/20/19)
Steals	3 vs. UConn (3/4/19)
Blocks	7 vs. Memphis (1/23/19)
Minutes	40, 2X, last at SMU (1/26/19)

22 - KRISTYNA BRABENCOVA

Points	17 at Tulsa (1/12/19)
Rebounds	11 vs. Idaho (12/15/19)
Field Goals Made	7 vs. Brown (12/30/19)
Field Goals Attempted	16, 2X, last vs. Cincinnati (1/5/20)
Three-Point Field Goals Made	4 vs. Alabama State (12/6/19)
Three-Point Field Goals Attempted	9 vs. Alabama State (12/6/19)
Free Throws Made	5 vs. Howard (11/12/19)
Free Throws Attempted	6 vs. Howard (11/12/19)
Assists	7 vs. Cincinnati (1/5/20)
Steals	3, 2X, last at Tulsa (1/12/19)
Blocks	3, 2X, last vs. Brown (12/30/19)
Minutes	37, 2X, last vs. UCF (1/19/20)

23 - TAMARA HENSHAW

Points	16 vs. Memphis (1/23/19)
Rebounds	15, 4X, last vs. Alabama State (12/6/19)
Field Goals Made	8 vs. Memphis (1/23/19)
Field Goals Attempted	12 vs. Temple (3/5/17)
Three-Point Field Goals Made	0
Three-Point Field Goals Attempted	1, 4X, last vs. Texas (11/8/19)
Free Throws Made	6 vs. Idaho (12/15/19)
Free Throws Attempted	8 vs. Idaho (12/15/19)
Assists	5 vs. UCF (1/8/19)
Steals	4, 2X, last vs. Oklahoma (11/18/18)
Blocks	4 Tulane (2/12/17)
Minutes	40 vs. Santa Clara (12/20/16)

31 - BEATRIZ JORDAO

Points	18 vs. North Carolina (11/23/18)
Rebounds	10 vs. Ohio St. (11/6/18)
Field Goals Made	8, 3X, last vs. New Hampshire (11/30/18)
Field Goals Attempted	11 vs. New Hampshire (11/30/18)
Three-Point Field Goals Made	0
Three-Point Field Goals Attempted	0
Free Throws Made	4 vs. Kentucky (11/22/18)
Free Throws Attempted	8 vs. Kentucky (11/22/18)
Assists	2, 5X last vs. UCF (1/19/20)
Steals	1, 7X, last vs. UCF (1/19/20)
Blocks	4, 3X, last vs. George Washington (12/9/18)
Minutes	29 vs. North Carolina (11/23/18)

34 - SILVIA SERRAT

Points	0
Rebounds	0
Field Goals Made	0
Field Goals Attempted	0
Three-Point Field Goals Made	0
Three-Point Field Goals Attempted	0
Free Throws Made	0
Free Throws Attempted	0
Assists	0
Steals	0
Blocks	0
Minutes	0

NOV. 5, 2018 | JACKSONVILLE | TAMPA, FLA.



Official Basketball Box Score - Final
Jacksonville at South Fla.
 11/05/19 Yuengling Center, Tampa
 2019-20 Women's Basketball

Game Time: 10:30 PM
 Game Duration: 1:55
 Attendance: 4,495

Officials: Rod Creech, Angel Kent, Chastity Taylor

Jacksonville - 39

Record: 0-1

NO. Name	Min	FG	3P	FT	Rebounds	Fouls	TP	AS	TO	ST	Blocks	+/-
		M-A	M-A	M-A	OR DR TOT	PF FD					BS BA	
21 Jada Perry	F 24:03	2-10	0-3	1-2	0 1 1	5 1	5	2	3	2	1 1	-30
20 Shalonda Neely	C 19:54	0-6	0-0	0-2	0 6 6	4 2	0	0	0	1	1 0	-28
3 DaNasia Shaw	G 06:48	0-0	0-0	0-0	0 0 0	0 0	0	0	1	0	0 0	-10
22 Alexis Burns	G 11:36	0-4	0-1	0-0	0 1 1	1 0	0	0	1	0	0 3	-19
23 Shakyla Nevitt	G 33:02	5-15	2-6	0-0	0 1 1	1 1	12	0	1	2	0 2	-25
0 Kiara Meeks	25:20	2-10	0-3	2-4	1 3 4	1 4	6	2	0	2	0 0	-7
1 Destiny Marshall	13:43	3-9	1-2	2-2	4 4 5	0 2	5	0	1	2	0 1	-8
5 Shekinah Rachel	12:42	0-1	0-0	0-0	0 3 3	5 1	0	1	1	1	0 0	-4
13 Mariah Batz	18:36	0-2	0-2	0-0	0 3 3	0 0	0	2	0	2	0 0	-9
4 Alexis Pierce	05:00	0-0	0-0	0-0	0 0 0	0 0	0	0	0	0	0 0	-5
12 Tamia Stallings	09:25	1-1	0-0	0-0	1 0 1	1 0	2	1	1	0	0 0	-1
2 Erin Wilson	07:13	2-3	1-1	0-0	0 0 0	1 0	5	0	0	0	0 0	-6
10 Kassidy Ingram	05:37	0-0	0-0	0-0	0 1 1	0 0	0	0	2	0	0 0	-4
15 Johné Stewart	01:41	0-0	0-0	0-0	0 0 0	0 0	0	0	0	0	0 0	-1
Team					4 1 5		0		1			
Totals		15-61	4-18	5-10	7 24 31	19 11	39	8	12	12	2 7	-31

Technical Fouls: NONE

South Fla. - 70

Record: 1-0

NO. Name	Min	FG	3P	FT	Rebounds	Fouls	TP	AS	TO	ST	Blocks	+/-
		M-A	M-A	M-A	OR DR TOT	PF FD					BS BA	
20 Bethy Mununga	F 23:19	5-8	0-0	1-2	5 7 12	2 4	11	2	3	1	1 0	30
22 Kristyna Brabencova	F 21:36	1-7	0-2	0-2	3 2 5	1 1	2	0	2	0	2 0	19
23 Tamara Henshaw	F 15:13	1-6	0-1	0-0	1 7 8	1 1	2	1	0	1	2 0	21
0 Enna Pehadzic	G 21:11	6-12	6-9	2-5	1 0 1	2 5	20	0	2	0	0 1	6
4 Elisa Pinzan	G 28:30	4-10	1-4	0-0	1 6 7	0 0	9	5	0	1	0 0	29
1 Maria Alvarez	27:54	4-9	3-8	0-1	2 2 4	1 1	11	5	5	2	0 0	27
14 Luize Septe	18:41	1-2	0-0	3-4	2 1 3	0 2	5	1	2	0	0 0	1
21 Shae Leverett	16:14	0-2	0-0	0-2	3 3 6	0 3	0	1	0	0	0 1	-4
2 Mhaela Latic	08:28	0-1	0-1	0-0	0 2 2	1 0	0	0	0	0	0 0	0
12 Cristina Bermejo	12:21	1-3	0-1	0-0	0 4 4	2 0	2	1	1	1	0 0	12
31 Beatriz Jordao	08:33	3-4	0-0	2-2	2 0 2	0 4	2	8	0	0	0 0	14
Team					1 9 10		0		3			
Totals		26-64	10-26	8-18	21 42 63	11 19	70	16	18	6	7 2	31

Technical Fouls: NONE

	JVL	USF
Biggest lead	0 (1 st 10:00)	31 (4 th 1:41)
Best Scoring Run	5 (2 nd 3:03)	8 (3 rd 7:36)
Lead Changes	0	
Times Tied	0	
Time with Lead	00:00	38:43

Points from Turnovers	JVL	USF
Paint	16	28
Second Chance	6	15
Fast Breaks	4	6
Bench	22	26

Period by Period Scoring	1st	2nd	3rd	4th	TOT
JVL	5	17	13	4	39
USF	16	17	21	16	70

Dead Ball Rebounds: 3, 0



Official Basketball Box Score - Final
Texas at South Fla.
 11/09/19 Yuengling Center, Tampa
 2019-20 Women's Basketball

Game Time: 12:00 AM
 Game Duration: 2:11
 Attendance: 2,289

Officials: Joseph Vaszy, Tom Danaher, Karen Presto

Texas - 57

Record: 0-1

NO. Name	Min	FG	3P	FT	Rebounds	Fouls	TP	AS	TO	ST	Blocks	+/-
		M-A	M-A	M-A	OR DR TOT	PF FD					BS BA	
24 Joyner Holmes	F 31:18	6-12	0-1	3-5	3 7 10	2 6	15	4	4	1	0 0	2
35 Charli Collier	C 35:24	5-10	0-0	1-1	3 8 11	1 5	11	2	5	0	1 1	-4
10 Lashann Higgs	G 33:34	7-16	1-3	2-3	2 2 4	4 3	17	1	1	1	0 1	-9
11 Joanne Allen-Taylor	G 21:29	0-3	0-1	0-2	0 0 0	2 1	0	0	1	1	0 0	-8
12 Jada Underwood	G 28:19	0-3	0-1	0-0	0 1 1	4 1	0	2	1	1	1 1	-4
00 Celeste Taylor	16:10	1-5	0-2	0-0	0 0 0	5 0	2	1	4	2	1 0	-6
22 Shae Routt	03:45	0-0	0-0	1-0	1 0 0	0 0	0	0	0	0	0 0	-5
1 Sug Sutton	23:34	5-10	0-1	2-4	0 2 2	3 4	12	3	0	1	0 0	-2
4 Isabel Palmer	05:02	0-0	0-0	0-0	0 2 2	0 0	0	0	1	0	0 0	-1
Team					0 0 0		0		0			
Totals		24-59	1-9	8-15	9 22 31	21 20	57	13	17	7	3 5	-7

Technical Fouls: NONE

Dead Ball Rebounds: 6, 2

South Fla. - 64

Record: 2-0

NO. Name	Min	FG	3P	FT	Rebounds	Fouls	TP	AS	TO	ST	Blocks	+/-
		M-A	M-A	M-A	OR DR TOT	PF FD					BS BA	
20 Bethy Mununga	F 27:41	6-8	0-0	0-0	3 5 8	3 2	12	1	4	0	3 0	7
22 Kristyna Brabencova	F 18:10	1-7	0-2	2-2	0 2 2	1 2	4	3	2	1	0 0	2
31 Beatriz Jordao	C 16:00	1-2	0-0	0-0	1 1 2	4 0	2	0	3	0	1 0	-5
0 Enna Pehadzic	G 29:51	5-13	3-10	3-4	0 3 3	3 5	16	1	0	2	0 1	3
4 Elisa Pinzan	G 40:00	1-7	0-2	7-8	0 3 3	2 6	9	5	4	0	0 1	7
1 Maria Alvarez	20:31	3-12	2-8	0-2	0 2 2	1 2	8	2	1	0	0 0	-6
14 Luize Septe	12:10	1-3	0-0	1-1	2 2 4	2 2	3	0	1	0	0 0	1
21 Shae Leverett	24:00	2-4	0-0	0-2	4 2 6	3 1	4	0	2	0	1 0	12
23 Tamara Henshaw	11:37	3-4	0-1	0-0	2 2 4	1 1	6	0	1	0	0 0	3
Team					0 0 0		0		0			
Totals		23-60	5-23	13-19	12 22 34	20 21	64	12	18	3	5 3	7

Technical Fouls: NONE

Dead Ball Rebounds: 7, 5

	TEX	USF
Biggest lead	3 (1 st 7:48)	8 (2 nd 9:28)
Best Scoring Run	8 (2 nd 6:11)	8 (1 st 2:22)
Lead Changes	5	
Times Tied	5	
Time with Lead	04:12	30:56

Points from Turnovers	TEX	USF
Paint	38	24
Second Chance	6	10
Fast Breaks	12	6
Bench	14	21

Period by Period Scoring	1st	2nd	3rd	4th	TOT
TEX	7	12	19	19	57
USF	13	11	18	22	64

NOV. 12, 2019 | HOWARD | TAMPA, FLA.



Official Basketball Box Score - Final
Howard at South Fla.
 11/13/19 Yuengling Center, Tampa
 2019-20 Women's Basketball

Game Time: 12:00 AM
 Game Duration: 1:57
 Attendance: 2,006

Officials: Jules Gallen, Stephanie Britt, Kristi Mosley

Howard - 53

Record: 1-2

NO. Name	Min	FG	3P	FT	Rebounds	Fouls	TP	AS	TO	ST	Blocks	+/-
		M-A	M-A	M-A	OR DR TOT	PF FD					BS BA	
20 Jayla Myles	F 18:30	0-3	0-0	2-2	2 4 6	4 2	2	0	2	0	2 0	-19
32 Krislyn Marsh	F 24:08	0-6	0-0	1-2	4 6 10	3 1	1	0	1	0	1 1	-19
4 Ayonna Williams	G 36:46	3-13	1-2	4-5	2 5 7	2 4	11	1	9	0	0 0	-28
5 Sarah Edmond	G 29:19	7-16	1-5	1-3	0 1 1	5 2	16	2	4	2	0 0	-15
23 Jayla Thornton	G 30:53	4-12	3-8	1-2	0 1 1	2 4	12	1	0	0	0 0	-29
22 Imani Bryant	22:19	1-2	0-0	3-4	2 1 3	1 2	5	0	1	0	2 0	-15
2 Iyanna Warren	04:40	0-1	0-0	0-0	0 0 0	0 0	0	0	0	0	0 0	-3
3 Asia McCants	14:37	2-3	0-1	0-0	2 0 2	3 2	4	0	2	0	0 0	-11
24 Brooklyn Fort-Davis	07:36	0-1	0-0	0-0	0 2 2	0 1	0	0	0	0	0 0	-8
22 Tariah Johnson	02:00	0-1	0-0	0-0	0 0 0	0 0	0	0	0	0	0 0	-3
12 Custyn Moore	01:45	0-0	0-0	2-2	0 0 0	1 1	2	0	1	1	0 0	2
10 Makayla Minetti	07:27	0-1	0-0	0-0	0 0 0	3 1	0	0	1	0	0 0	3
Team					3 3 6		0		0			
Totals		17-59	5-16	14-20	15 23 38	23 20	53	4	21	3	5 1	-29

Technical Fouls: NONE

South Fla. - 82

Record: 3-0

NO. Name	Min	FG	3P	FT	Rebounds	Fouls	TP	AS	TO	ST	Blocks	+/-
		M-A	M-A	M-A	OR DR TOT	PF FD					BS BA	
20 Bethy Mununga	F 20:53	6-9	0-0	2-5	7 4 11	4 3	14	0	2	2	0 0	21
23 Tamara Henshaw	F 11:11	2-5	0-0	4-6	1 2 3	3 4	8	0	1	1	1 0	0
0 Enna Pehadzic	G 22:05	5-12	4-8	2-2	0 2 2	2 2	16	0	1	0	0 2	23
4 Elisa Pinzan	G 30:03	2-9	1-3	0-0	1 3 4	1 1	5	4	3	2	0 0	19
14 Luize Septe	G 14:44	3-5	0-0	0-0	2 0 2	1 1	6	1	0	0	0 1	1
22 Kristyna Brabencova	29:42	3-9	0-1	5-6	1 4 5	2 3	11	3	1	2	0 0	28
31 Beatriz Jordao	14:34	2-8	0-0	3-4	2 4 6	2 5	7	2	1	0	0 2	23
1 Maria Alvarez	23:49	4-8	2-6	1-4	0 4 4	0 4	11	4	0	1	0 0	20
21 Shae Leverett	21:24	2-3	0-0	0-0	4 1 5	2 0	4	0	1	2	0 0	9
12 Cristina Bermejo	11:35	0-2	0-2	0-0	1 0 1	3 0	0	1	2	1	0 0	1
Team					3 6 9		0		1			
Totals		29-70	7-20	17-27	22 30 52	20 23	82	15	13	11	1 5	29

Technical Fouls: NONE

	Howard	USF
--	--------	-----

NOV. 19, 2019 | AT NO. 2/2 BAYLOR | WACO, TEXAS

Official Basketball Box Score - Game Totals - Final Statistics

South Fla. vs Baylor
11/19/19 6:00 pm at

South Fla. 46 - 4-10 AAC

#	Player		FG		3-P%		Rebounds				PF	TP	A	TO	Stk	Stl	Min
			FG-FGA	FG-FGM	FT-FTA	Off	Def	Total									
20	Bethy Mununga	F	6-12	1-1	3-7	5	7	12	4	16	1	4	1	3	3	3	33
31	Beatriz Jordao	G	0-3	0-0	0-0	0	1	1	1	0	0	1	1	0	1	0	11
00	Enna Pehadzic	G	1-10	1-6	0-2	3	1	4	3	3	2	3	0	2	2	28	
01	Maria Alvarez	G	2-9	1-8	1-2	0	2	2	3	6	1	1	0	1	0	2	28
04	Elisa Pinzan	G	5-14	4-7	0-0	0	1	1	1	14	6	3	0	2	2	39	
14	Luize Septe	G	0-0	0-0	1-2	0	1	1	1	1	2	1	0	0	0	7	
21	Shae Leverett	G	0-2	0-0	0-0	3	5	8	5	0	0	3	1	1	2	20	
22	Kristyna Brabencova	G	1-6	0-2	0-0	1	0	1	5	2	1	1	1	0	1	14	
23	Tamara Henshaw	G	2-3	0-0	0-0	2	3	5	5	4	0	2	0	1	1	14	
Team																	
Totals			17-59	7-24	5-13	14	21	35	28	46	13	19	4	11	20	0	0
1st FG %			4.4	28.6	2nd FG %	4.7	23.0	3rd FG %	4.6	48.5	4th FG %	3.1	23.1	Game FG %	17-59	28.6	Rebound
3P %			0.0	0.0	3P %	2.3	18.7	3P %	2.5	48.5	3P %	1.6	18.7	Game 3P %	7-24	29.2	Rebound
FT %			0.0	0.0	FT %	1.2	50.0	FT %	2.5	48.5	FT %	2.5	33.3	Game FT %	5-13	38.5	Rebound

Baylor 58 - 4-0-0 Big 12

No	Player		FG-TOTAL		3-PTS		FT-TOTAL		Rebounds		PF	TP	A	TO	BL	SL	Min
			FG	M-A	3P	M-A	FT	M-A	OR	DR							
01	Smith, Natyssa	F	3-7	0-0	0-0	6-7	1	4	5	4	12	0	3	0	0	0	31
22	DeGrate, Erin	G	0-1	0-0	0-0	0	1	1	2	0	0	0	0	0	0	0	16
00	Richards, Didi	G	1-3	0-0	0-0	1	4	5	3	8	7	1	2	3	0	0	16
04	Cooper, Te'a	G	3-12	0-3	0-7	0	1	1	1	12	3	2	0	0	0	0	38
24	Landrum, Juicy	G	2-5	1-3	5-8	0	8	8	0	10	2	4	1	3	0	0	28
12	Ursin, Moon	G	0-2	0-0	0-0	0	1	1	2	0	0	0	2	0	0	0	7
25	Egbo, Queen	G	7-15	0-0	2-8	6	4	10	5	16	1	6	1	1	2	0	28
Team																	
Totals			16-45	1-6	25-39	10	23	33	13	58	13	18	7	7	20	0	0
1st FG %			5.1	45.5	2nd FG %	4.1	25.8	3rd FG %	4.8	48.5	4th FG %	3.1	23.1	Game FG %	16-45	35.6	Rebound
3P %			0.0	0.0	3P %	0.0	0.0	3P %	0.0	0.0	3P %	0.0	0.0	Game 3P %	1-6	16.7	Rebound
FT %			5.7	21.6	FT %	8.7	53.7	FT %	4.1	38.5	FT %	8.7	21.6	Game FT %	25-39	64.1	Rebound

Officials: Brian Grant, Chaney Munch, Stephanie Barksdale

Technical Fouls: South Fla. None; Baylor None

Attendance: 785

2019-20 Women's Basketball, Round: II, Baylor vs South Fla., Played at Ford

Game by quarter	1st	2nd	3rd	4th	Total
South Fla.	10	11	16	9	46
Baylor	15	14	12	17	58

Last FG - USF 4th Q 3:30, BU 4th Q 1:07

Longest lead - USF None, BU by 13 4th Q 0:24

USF last foul 0:00, BU last foul 3:18, Game won last by 9:04

Score tied - 1 time

Lead changed - 8 times

NOV. 24, 2019 | SAINT FRANCIS (PA.) | TAMPA, FLA.



Official Basketball Box Score - Final
Saint Francis (PA) at South Fla.
11/24/19 Yunging Center, Tampa
2019-20 Women's Basketball

Game Time: 7:00 PM
Game Duration: 1:44
Attendance: 2,076

Officials: Norma Jones, Bob Entering, Ashlee Good

Saint Francis (PA) - 23

No. Name		Min	FG		3P		FT		Rebounds		Fouls		TP	AS	TO	ST	Blocks		+/-	Shooting By Period																											
			M	A	M	A	M	A	OR	DR	PF	FD					BS	BA		1st	FG	FT	4-9	44.4%																							
12	Katie Dettwiler	F	30:13	0-1	0-0	0-0	0	4	4	1	1	0	0	0	0	1	1	33	3PT%	2.5	40.0%																										
15	Haley Thomas	F	18:48	1-6	0-3	2-3	1	0	1	4	2	4	0	2	0	0	0	21	FT%	1.1	100%																										
3	Karson Swogger	G	30:22	2-11	1-5	5-5	0	4	4	1	3	10	0	1	2	0	0	37	2nd FG	0-9	0.0%																										
14	Lili Benzel	G	15:49	0-3	0-1	0-0	0	0	0	0	0	0	0	1	1	0	1	24	3PT%	0-3	0.0%																										
22	Jenna Mastellone	G	24:57	1-4	1-3	2-4	0	2	2	2	3	5	0	1	2	0	0	20	FT%	2-2	100%																										
00	Phoe Allen	G	21:03	0-2	0-0	0-0	0	1	1	0	1	0	0	4	1	0	0	13	3rd FG	0-9	0.0%																										
11	Jada Dappa	G	24:53	0-4	0-2	0-0	2	2	4	1	0	0	1	3	0	0	0	19	3PT%	0-5	0.0%																										
13	Sam Sabino	G	09:35	0-1	0-0	0-0	0	0	0	0	0	0	1	0	0	0	0	10	FT%	4-5	80%																										
2	Hale Murphy	G	09:00	1-5	1-3	0-0	1	1	2	1	0	3	0	5	0	0	0	9	4th FG	1-10	10.0%																										
21	Kayley Kovac	G	08:06	0-0	0-0	0-0	1	0	1	2	0	0	0	0	0	0	0	5	3PT%	1-4	25.0%																										
20	Caitlin Carroll	G	06:33	0-0	0-0	0-0	0	2	2	1	0	0	0	0	0	0	0	2	FT%	3-6	50%																										
25	McKenzie Pollard	G	02:41	0-0	0-0	1-2	1	1	2	1	0	1	0	0	0	0	0	2	GM FG	5-37	13.5%																										
Team																		3PT%			3-17	17.6%																									
Totals			5-37			3-17			10-14			10			19			29			13			11			23			2			25			5			1			2			39		

Technical Fouls: NONE

South Fla. - 62

No.	Name	Min	FG		3P		FT		Rebounds		Fouls		TP		AS		TO		ST		pts	Shooting By Period																		
			M-A	P-M	M-A	P-M	OR	DR	PF	TD	AS	TS	BS	BA	SL	SH	1st	FG%	2nd	FG%		3rd	FG%	4th	FG%															
20	Bethy Mununga	F	20-51	4-6	0-0	0-0	1	5	6	1	1	8	1	3	0	0	0	0	26	3PT%	2-8	25.0%																		
23	Tamara Henshaw	F	14-35	5-6	0-0	0-0	2	1	3	1	0	10	3	0	0	1	1	19	FT%	0-0	0%																			
0	Enna Pehadzic	G	17-26	2-6	2-4	0-0	0	1	1	1	6	0	0	0	0	0	0	29	2nd	FG%	0-3	61.5%																		
1	Maria Alvarez	G	25-08	0-4	0-3	0-0	1	1	2	2	1	0	2	1	1	0	0	12	3PT%	0-2	0%																			
4	Elisa Pinzan	G	20-41	2-3	0-1	0-0	0	1	1	0	1	4	2	2	0	0	0	32	FT%	0-0	0%																			
5	Elena Tsineke	G	20-32	4-8	1-2	4-5	1	0	1	1	3	13	0	2	1	0	0	10	3rd	FG%	8-14	57.1%																		
14	Luize Septe	G	21-59	2-6	0-0	0-0	2	3	5	2	2	4	2	1	2	0	0	19	3PT%	2-3	66.7%																			
21	Shae Leverett	G	25-46	5-8	0-0	2-4	7	6	13	2	3	12	0	1	2	0	0	20	FT%	2-4	50%																			
22	Kristyna Brabencova	G	18-48	2-9	1-5	0-2	0	1	1	0	1	5	1	2	0	1	0	15	4th	FG%	3-13	23.1%																		
12	Cristina Bermejo	G	14-14	0-3	0-1	0-0	1	0	1	1	0	0	1	1	2	0	0	13	3PT%	0-3	0.0%																			
Team									2			3			5						FT%			4-5	80%															
Totals			26-59			4-16			6-11			17-22			39			11			13			62-12			14-8			2-1			39			GM FG%			26-59	44.1%
																																				3PT%			4-16	25.0%
																									Technical Fouls: NONE															

Technical Fouls: NONE

Biggest lead	0 (1st 10:00)	40 (4th 5:49)	Points from Turnovers	9 23	Period by Period Scoring			
					1st	2nd	3rd	4th
Best Scoring Run	6 (1st 1:14)	17 (3rd 7:30)	Paint	2 38	11	2	4	6
Lead Changes	0	2	Second Chance	2 16	16	16	20	10
Times Tied	0	2	Fast Breaks	2 5	16	16	20	10
Time with Lead	00:00	39:07	Bench	4 34	16	16	20	10

Dead Ball Rebounds: 2.0

NOV. 2

NOV. 30, 2019 | VS. NOTRE DAME | CANCUN, MEXICO



Official Basketball Box Score - Final
South Fla. at Notre Dame
11/30/19 HRIH Riviera Maya, Cancun
2019-20 Women's Basketball

Game Time: 4:00 PM
Game Duration: 1:41
Attendance: 174

Officials:

South Fla. - 51

Record: 5-4

NO. Name		Min	FG	3P	FT	Rebounds	Fouls	TP	AS	TO	ST	Blocks	+/-	
			M	A	M	OR	DR	PF	FF			B		
20 Bethy Mununga	F	29:36	2-4	0-0	0-0	4	6	10	2	2	4	1	2	0
22 Kristyna Brabencova	F	12:49	0-4	0-2	0-0	1	0	1	3	1	0	1	0	0
23 Tamara Henshaw	F	08:28	0-2	0-0	0-0	2	3	5	1	0	1	2	0	0
1 Maria Alvarez	G	26:08	3-14	2-13	0-0	2	1	3	1	8	2	2	1	0
5 Elena Tsineke	G	31:53	4-14	4-12	0-0	1	3	4	2	0	12	0	2	0
4 Elisa Pinzan		22:22	2-11	0-7	0-1	0	0	0	1	1	4	3	3	0
21 Shae Leverett		27:27	4-6	0-0	3-4	7	2	9	2	4	11	2	1	0
0 Enna Pehadzic		21:07	2-9	2-7	0-0	3	2	5	3	2	6	2	0	0
14 Luize Septe		17:08	3-6	0-0	0-0	2	1	3	4	2	6	0	1	1
31 Beatriz Jordao		03:02	0-2	0-0	0-0	0	0	0	1	0	0	2	1	0
Team						1	5	6	0	0	1			

Technical Fouls: NONE

Shooting By Period	1st	2nd	3rd	4th	FT	GM FG
1st FG%	3-17	17.6%				
3PT%	1-11	9.1%				
FT%	2-2	100%				
2nd FG%	6-17	35.3%				
3PT%	3-9	33.3%				
FT%	0-0	0%				
3rd FG%	5-19	26.3%				
3PT%	2-10	20.0%				
FT%	1-3	33.3%				
4th FG%	6-19	31.6%				
3PT%	2-11	18.2%				
FT%	0-0	0%				
GM FG%	20-72	27.8%				
3PT%	8-41	19.5%				
FT%	3-5	60.0%				

Dead Ball Rebounds: 1

Notre Dame - 67

Record: 5-4

NO. Name	Min	FG	3P	FT	Rebounds	Fouls	TP	AS	TO	ST	Blocks	+/-
		M-A	M-A	M-A	DR TOT	PF FD						
22 Danielle Cosgrove	F 21:55	1-2	1-1	2-4	1 2 3	2 2	5	3	2	0	0	11
33 Sam Brunelle	F 33:02	4-13	2-5	0-0	1 3 4	3 0	10	1	1	0	0	1 9
10 Kaitlyn Gilbert	G 34:45	5-9	1-1	0-2	1 7 8	0 2	11	1	5	0	1	0 13
24 Martina Sniezak	G 34:21	3-4	0-0	0-0	1 5 6	5 6	6	5	3	1	1	0 16
24 Destinee Walker	G 36:47	6-16	1-7	4-7	1 3 4	1 4	17	1	1	1	0	3 14
21 Anya Peoples	32:36	6-7	1-1	5-9	1 8 9	2 6	18	2	3	1	0	19
2 Kaitlin Cole	06:34	0-1	0-0	0-0	1 1 2	0 0	0	0	0	0	0	1 -2
Team					1 1 2		0		3			
Totals		25-52	6-15	11-22	8 30 38	13 20	67	13	15	5	3	16

Technical Fouls: NONE

Shooting By Period	1st	2nd	3rd	4th	FT	GM FG
1st FG%	5-10	50.0%				
3PT%	2-4	50.0%				
FT%	1-2	50%				
2nd FG%	5-15	33.3%				
3PT%	1-5	20.0%				
FT%	1-2	50%				
3rd FG%	9-14	64.3%				
3PT%	3-5	60.0%				
FT%	3-4	75%				
4th FG%	6-13	46.2%				
3PT%	0-1	0.0%				
FT%	6-12	50%				
GM FG%	25-52	48.1%				
3PT%	6-15	40.0%				
FT%	11-22	50.0%				

Dead Ball Rebounds: 6

	USF	UND
Biggest lead	3 (1st 7:36)	19 (4th 6:25)
Best Scoring Run	8 (2nd 0:18)	11 (1st 1:30)
Lead Changes	2	
Times Tied	2	
Time with Lead	03:59	33:53

Points from	USF	UND
Turnovers	20	23
Paint	24	34
Second Chance	17	5
Fast Breaks	6	17
Bench	27	18

Period by Period Scoring	1st	2nd	3rd	4th	TOT
USF	9	15	13	14	51
UND	13	12	24	18	67

DEC. 6, 2019 | ALABAMA STATE | TAMPA, FLA.



Official Basketball Box Score - Final
Alabama St. at South Fla.
12/06/19 Youngling Center, Tampa
2019-20 Women's Basketball

Game Time: 10:30 PM
Game Duration: 1:54

Officials: Eric Brewton, Tiana Curre, Angella Lewis

Alabama St. - 29

Record: 3-4

NO. Name	Min	FG	3P	FT	Rebounds	Fouls	TP	AS	TO	ST	Blocks	+/-
30 Aniyah Smith	F 28:35	2-9	0-2	1-2	5 3 8	0 1	5	1	1	1	0	-28
35 Zomorria Clark	F 22:32	1-11	0-0	1 4 5	3 4 2	1 0	0	0	0	0	0	-29
0 Ayana Emmanuel	G 35:22	1-14	1-6	1-2	0 3 3	3 6	4	2	1	2	0	-51
3 Jayla Crawford	G 24:52	1-6	1-3	2-2	1 0 1	1 1	5	1	2	3	0	-30
24 Hannah White	G 31:20	2-7	0-2	2-4	1 0 1	2 5	6	1	2	1	0	-40
5 Aiyah Nelson	07:35	0-1	0-0	0-1	0 0 1	0 0	0	0	1	0	0	-11
1 Tyshae Rudolph	24:09	2-5	1-2	0-0	2 3 5	0 2	5	0	1	1	0	-35
2 Armani Smith	16:45	1-3	0-0	0-0	0 0 0	0 0	2	0	2	1	0	-23
23 Doreesia Randle	06:22	0-3	0-0	0-0	0 1 1	1 2	0	0	1	0	0	-5
12 Kayauna Howard	02:28	0-0	0-0	0-0	0 0 0	0 0	0	0	0	0	0	-3
Team					5 3 8		0		3			
Totals		10-59	3-15	6-12	16 17 33	10 21	29	6	14	9	0	-51

Technical Fouls: NONE

Shooting By Period	1st	2nd	3rd	4th	FT	GM FG
1st FG%	3-12	25.0%				
3PT%	1-5	20.0%				
FT%	1-2	50%				
2nd FG%	5-17	29.4%				
3PT%	1-4	25.0%				
FT%	3-4	75%				
3rd FG%	2-15	13.3%				
3PT%	1-4	25.0%				
FT%	1-4	25%				
4th FG%	0-15	0.0%				
3PT%	0-2	0.0%				
FT%	1-2	50%				
GM FG%	10-59	16.9%				
3PT%	3-15	20.0%				
FT%	6-12	50.0%				

Dead Ball Rebounds: 4

South Fla. - 80

Record: 6-4

No.	Name		Min	FG	3P	FT	Rebounds	Fouls	TP	AS	TO	ST	Blocks	+/-
				M/A	M/A	M/A	OR DR TOT	PF					BS BA	
20	Bethy Mununga	F	01:35	1-1	0-0	0-0	0 0 0	0 0	2	0	0	0	1	2
21	Shae Leverett	F	20:08	2-2	0-0	0-0	3 4 7	2 1 4	1	0	0	0	2	19
4	Elisa Pinzan	G	27:33	3-7	3-5	0-0	1 1 2	1 0	9	7	2	0	0	33
5	Elena Tsineke	G	20:21	6-11	3-7	0-0	1 0 1	3 1 15	1	2	0	1	0	14
14	Luize Septe	G	14:37	1-3	0-0	1-5	1 0 1	3 3 3	3	2	2	1	1	21
23	Tamara Henshaw		25:28	1-4	0-0	0-0	4 11 15	1 2 2	2	2	1	1	0	33
0	Enna Pehadzic		17:12	2-6	1-4	0-0	2 2 4	1 1 5	2	1	1	0	0	19
1	Maria Alvarez		23:55	6-11	6-11	0-0	1 2 3	0 0 18	3	0	0	0	0	43
31	Beatriz Jordao		18:35	3-5	0-0	0-0	2 7 9	2 0 6	1	4	1	3	0	29
22	Kristyna Brabencova		20:10	6-11	4-9	0-0	1 3 4	4 1 16	3	2	1	0	0	31
12	Cristina Bermejo		10:26	0-3	0-1	0-0	2 2 4	1 0 0	0	0	0	2	0	11
Team							2 3 5		0	0	0			

Technical Fouls: NONE

Shooting By Period	1st	2nd	3rd	4th	FT	GM FG
1st FG%	7-19	36.8%				
3PT%	2-8	25.0%				
FT%	0-2	0%				
2nd FG%	7-11	63.6%				
3PT%	6-9	66.7%				
FT%	0-0	0%				
3rd FG%	9-17	52.9%				
3PT%	5-10	50.0%				
FT%	1-3	33.3%				
4th FG%	8-17	47.1%				
3PT%	4-10	40.0%				
FT%	0-0	0%				
GM FG%	31-64	48.4%				
3PT%	17-37	45.9%				
FT%	1-5	20.0%				

Dead Ball Rebounds: 2

	ASU	USF
Biggest lead	0 (1st 10:00)	51 (4th 1:35)
Best Scoring Run	5 (2nd 5:53)	19 (3rd 2:15)
Lead Changes	0	
Times Tied	0	
Time with Lead	00:00	39:56

Points from	ASU	USF
Turnovers	6	14
Paint	14	20
Second Chance	3	13
Fast Breaks	3	4
Bench	7	47

Period by Period Scoring	1st	2nd	3rd	4th	TOT
ASU	8	14	6	1	29
USF	16	20	24	20	80

DEC. 15, 2019 | IDAHO | TAMPA, FLA.



Official Basketball Box Score - Final
Idaho at South Fla.
12/15/19 Youngling Center, Tampa
2019-20 Women's Basketball

Game Time: 1:00 PM
Game Duration: 1:55

Officials: Bruce Morris, Tom Danaher, Rebecca Taylor

Idaho - 64

Record: 4-4

NO. Name	Min	FG	3P	FT	Rebounds	Fouls	TP	AS	TO	ST	Blocks	Bs	+/-
5 Beyonce Bea	F 39:55	5-12	2-6	0-0	0 3 3	1 0	12	1	4	0	0	0	-1
42 Natalie Klinker	F 09:29	1-3	0-0	0-0	1 2 3	5 2	2	1	0	0	0	0	12
33 Gina Marxen	G 39:22	3-11	3-9	0-0	0 5 5	3 1	9	8	1	1	0	0	-3
32 Chayse Milne	G 10:49	0-2	0-1	0-0	0 3 3	1 0	0	1	0	0	0	0	7
3 Lizzy Klinker	G 21:30	6-7	2-2	1-1	2 1 3	3 3	15	0	1	0	1	0	-2
4 Hailey Christopher	26:21	1-2	1-2	2-2	2 0 2	1 1	5	0	1	1	1	0	-4
11 Isabelle Hadden	24:16	4-9	0-1	2-2	0 1 1	2 2	10	4	0	0	1	0	-12
20 Allison Kirby	04:23	0-1	0-0	0-0	0 0 0	0 0	0	0	0	0	0	0	-5
3 Nina Carlson	05:56	0-0	0-0	0-0	0 0 0	2 0	2	2	0	0	0	0	-1
25 Caitlyn Jones	14:38	4-1	3-9	0-0	0 1 1	1 1	11	0	0	0	0	0	-12
22 Janie King	03:21	0-3	0-0	0-0	0 0 0	0 0	0	0	0	0	0	0	-4
Team					3 6 9	0	0						
Totals		24.6/11.3/3	5.5	8	22 30	19 10	64	17	7	3	3	2	-3

DEC. 21, 2019 | AT UNLV | LAS VEGAS, NEV.



Official Basketball Box Score - Final
South Fla. at UNLV
12/21/19 Cox Pavilion, Las Vegas
2019-20 Women's Basketball

Game Time: 8:00 PM
Game Duration: 1:49

Officials: Pualani Spurlock, Bryan Enterline, Bianca Burns

South Fla. - 51		Record: 7-6																		
NO. Name	Min	FG	3P	FT	Rebounds	Fouls	TP	AS	TO	ST	Blocks	BS	BA	BA	BA	BA	BA	BA	BA	BA
22 Kristyna Brabencova	F 36:40	4-13	1-8	0-0	2 2 4	4 1 9	2 3 0	0 0 0	-3											
23 Tamara Henshaw	F 31:29	4-10	0-0	0-2	4 9 13	4 2 8	1 1 1	1 1 0	-10											
31 Beatriz Jordao	C 14:31	1-3	0-0	0-0	2 2 0	0 0 2	1 1 0	0 0 0	-1											
1 Maria Alvarez	G 34:47	1-6	1-5	0-0	1 5 6	0 0 2	3 4 5	1 0 0	-2											
3 Sydney Harvey	G 18:05	2-6	1-3	0-0	0 0 0	0 0 0	5 0 2	1 0 0	-17											
5 Elena Tsineke	13:59	2-7	1-4	2-2	0 0 0	2 1 7	1 1 0	0 0 0	2											
21 Shae Leverett	25:29	2-2	0-0	5-7	5 2 7	1 5 9	0 1 0	1 0 0	-9											
0 Enna Pehadzic	16:29	2-5	1-4	2-2	0 3 3	3 1 7	0 4 1	0 0 0	-10											
12 Cristina Bermejo	08:31	0-3	0-2	1-2	1 1 2	1 1 1	0 1 0	1 0 0	0											
Team					3 2 5	0	1													
Totals		18-55	5-26	10-15	16 26 42	17 13 51	9 20 4	3 0 0	-10											
Technical Fouls: NONE																				

Shooting By Period	
1 st FG%	6-14 42.9%
3PT%	2-6 33.3%
FT%	6-6 100%
2 nd FG%	3-10 30.0%
3PT%	2-6 33.3%
FT%	1-2 50%
3 rd FG%	6-15 40.0%
3PT%	1-5 20.0%
FT%	2-4 50%
4 th FG%	3-16 18.8%
3PT%	0-9 0.0%
FT%	1-3 33.3%
GM FG%	18-55 32.7%
3PT%	5-26 19.2%
FT%	10-15 66.7%

Dead Ball Rebounds: 2 0

UNLV - 61		Record: 4-8																		
NO. Name	Min	FG	3P	FT	Rebounds	Fouls	TP	AS	TO	ST	Blocks	BS	BA	BA	BA	BA	BA	BA	BA	BA
24 Rodjanac Wade	C 23:41	1-6	0-0	2-2	0 3 3	3 2 4	1 3 1	0 1 0	1 8											
43 Haley Rydalsch	C 27:12	2-7	2-4	0-0	0 3 3	0 0 6	1 0 1	0 1 0	5											
0 Latecia Smith	G 36:03	6-13	1-3	9-10	2 3 5	2 8 22	2 1 6	0 1 5												
3 Melanie Isbell	G 31:12	3-5	1-2	3-4	2 6 6	2 3 10	2 3 0	0 0 0	19											
14 Bailey Thomas	G 25:40	2-7	2-4	2-2	0 1 1	2 1 8	2 0 1	0 1 2												
2 Kamrayia Elzy	03:07	0-0	0-0	0-0	0 0 0	0 0 0	0 0 0	1 0 0	-6											
23 Isis Beh	21:15	3-6	0-0	0-1	2 4 0	6 0 0	0 1 0	0 0 0	12											
25 Krista Jackman	07:52	0-1	0-0	0-0	0 0 0	0 1 0	0 0 0	0 0 0	-5											
11 Justice Ethridge	23:58	2-3	1-1	0-0	0 0 0	1 1 2	5 0 2	4 0 0	12											
Team					1 6 7	0	1													
Totals		19-48	7-14	16-18	4 24 28	13 17 61	8 12 13	0 3 10												
Technical Fouls: NONE																				

Shooting By Period	
1 st FG%	6-12 50.0%
3PT%	2-3 66.7%
FT%	2-2 100%
2 nd FG%	6-14 42.9%
3PT%	3-6 50.0%
FT%	0-0 0%
3 rd FG%	4-12 33.3%
3PT%	1-3 33.3%
FT%	6-6 100%
4 th FG%	3-10 30.0%
3PT%	1-2 50.0%
FT%	8-10 80%
GM FG%	19-48 39.6%
3PT%	7-14 50.0%
FT%	16-18 88.9%

Dead Ball Rebounds: 1 0

USF		UNLV		Points from Turnovers		USF		UNLV		Period by Period Scoring	
Biggest lead	11 (1 st 4:59)	13 (4 th 0:27)		8	21					1st 2nd 3rd 4th TOT	
Best Scoring Run	8 (1 st 4:59)	14 (2 nd 5:54)		Paint	18 16					USF 20 9 15 7 51	
Lead Changes	5			Second Chance	24 7					UNLV 16 15 15 15 61	
Times Tied	6			Fast Breaks	11 8						
Time with Lead	13:06	22:12		Bench	24 11						



Official Basketball Box Score - Final
Brown at South Fla.
12/30/19 Yungling Center, Tampa
2019-20 Women's Basketball

Game Time: 10:30 PM
Game Duration: 1:54
Attendance: 2,062

Officials: Luis Gonzalez, Maggie Tamen, Brandon Enterline

Brown - 60		Record: 6-7																		
NO. Name	Min	FG	3P	FT	Rebounds	Fouls	TP	AS	TO	ST	Blocks	BS	BA	BA	BA	BA	BA	BA	BA	BA
20 Ashley Ducharme	F 22:56	0-1	0-0	2-2	3 3 6	1 1 2	2 1 0	1 0 0	-12											
42 Haley Green	C 28:51	1-1	0-0	2-2	1 3 4	2 2 4	1 2 0	0 0 0	-2											
3 Dominique Leonidas	G 29:42	2-7	1-2	2-2	0 2 2	3 2 7	6 3 2	0 0 1	-10											
4 Justine Gaziano	G 35:28	8-20	6-12	4-6	0 3 3	2 6 26	0 1 1	1 0 0	-12											
12 McKenna Dale	G 26:58	5-15	4-8	2-2	1 2 3	2 0 0	0 0 0	0 0 0	3											
3 Maddie Mullin	14:27	0-2	0-0	0-0	4 4 2	0 0 0	0 0 0	0 0 0	-6											
1 Lexi Love	11:35	0-1	0-0	0-0	2 2 0	0 0 0	0 1 2	0 0 0	0											
10 Fiona Finn	06:14	1-2	0-0	0-0	0 1 1	0 0 0	2 1 0	0 0 0	0											
21 Sydney Rosant	02:31	0-1	0-0	0-0	0 0 0	0 0 0	0 0 0	0 0 0	-1											
Team					3 2 5	0	1													
Totals		18-57	12-27	12-14	9 24 33	13 13 60	13 12 3	2 2 6	-10											
Technical Fouls: NONE																				

Shooting By Period	
1 st FG%	7-16 43.8%
3PT%	4-8 50.0%
FT%	0-0 0%
2 nd FG%	5-14 35.7%
3PT%	4-7 57.1%
FT%	1-2 50%
3 rd FG%	4-13 30.8%
3PT%	2-6 33.3%
FT%	4-4 100%
4 th FG%	2-14 14.3%
3PT%	2-6 33.3%
FT%	7-8 87.5%
GM FG%	18-57 31.6%
3PT%	12-27 44.4%
FT%	12-14 85.7%

Dead Ball Rebounds: 2 0

South Fla. - 70		Record: 8-6																		
NO. Name	Min	FG	3P	FT	Rebounds	Fouls	TP	AS	TO	ST	Blocks	BS	BA	BA	BA	BA	BA	BA	BA	BA
20 Bethy Mununga	F 37:06	5-14	0-2	6-6	7 7 14	1 4 16	2 1 1	3 0 11												
22 Kristyna Brabencova	F 35:00	7-12	2-6	0-0	1 7 8	4 2 16	2 0 1	3 1 14												
23 Tamara Henshaw	F 28:40	6-11	0-0	3-4	5 5 10	3 2 15	1 2 1	0 0 13												
1 Maria Alvarez	G 24:57	0-6	0-6	3-4	0 1 1	0 3 3	2 0 2	0 0 0	7											
3 Sydney Harvey	G 14:22	0-2	0-1	0-0	0 1 1	1 0 0	2 0 0	0 0 0	-13											
0 Enna Pehadzic	13:49	1-3	1-3	0-0	0 2 2	0 0 3	2 0 0	0 0 1 3												
5 Elena Tsineke	27:17	6-13	3-7	2-3	0 1 1	4 2 17	1 2 1	0 0 0	17											
31 Beatriz Jordao	04:53	0-1	0-0	0-0	1 1 2	0 0 0	0 0 0	0 0 0	-6											
21 Shae Leverett	09:21	0-0	0-0	0-0	0 0 0	0 0 0	0 0 0	0 0 0	0											
12 Cristina Bermejo	04:35	0-1	0-1	0-0	0 1 1	0 0 0	0 3 0	0 0 0	2											
Team					1 4 5	0	3													
Totals		25-63	6-26	14-17	15 30 45	13 13 70	12 11 6	6 2 10												
Technical Fouls: NONE																				

Shooting By Period	
1 st FG%	8-18 44.4%
3PT%	2-7 28.6%
FT%	1-2 50%
2 nd FG%	4-14 28.6%
3PT%	1-6 16.7%
FT%	0-0 0%
3 rd FG%	7-18 38.9%
3PT%	1-9 11.1%
FT%	8-9 88.9%
4 th FG%	6-13 46.2%
3PT%	2-4 50.0%
FT%	5-6 83.3%
GM FG%	25-63 39.7%
3PT%	6-26 23.1%
FT%	14-17 82.4%

Dead Ball Rebounds: 2 0

	Brown	USF	Points from		Brown	USF	Period by Period Scoring							
Biggest lead	8 (1 st 5:13)	11 (4 th 7:37)	Turnovers	6	17	Paint	6	28	1st	2nd	3rd	4th	TOT	
Best Scoring Run	9 (2 nd 1:33)	9 (4 th 7:37)	Second Chance	11	17	Fast Breaks	2	15	Brown	18	15	14	13	60
Lead Changes	5		Bench	5	20	USF	19	9		23	19	70		
Times Tied	4													
Time with Lead	12:51	24:13												

JAN. 16, 2020 | AT TEMPLE | PHILADELPHIA, PA.



Official Basketball Box Score - Final
South Fla. at Temple
01/16/20 McCaskey Hall, Philadelphia
2019-20 Women's Basketball

Game Time: 1:00 PM
Game Duration: 1:57
Attendance: 1,079

South Fla. - 69

Record: 19-7 (9-2)

NO. Name	Min	FG M-A	3P M-A	FT M-A	Rebounds OR DR TOT	Fouls PF FD	TP	AS	TO	ST	Blocks BS BA	+
20 Bethy Mununga	F 28:15	1-6	0-0	4-4	2 7 9	4 3 6	1	4	2	1	0	4
22 Kristyna Brabencova	F 28:22	1-8	0-5	1-2	1 3 4	3 2 3	3	1	0	0	0	-8
23 Tamara Henshaw	F 25:24	4-8	0-0	0-0	2 4 6	2 2 8	0	1	0	0	0	-4
3 Sydney Harvey	G 27:11	5-10	1-2	8-11	1 0 1	1 6 19	0	1	1	0	1	-11
5 Elena Tsineke	G 31:48	7-15	4-7	2-2	1 4 5	4 1 20	2	2	1	0	2	9
4 Elisa Pinzan	29:35	0-3	0-2	2-2	1 4 5	1 1 2	7	2	1	0	0	4
21 Shae Leverett	10:26	1-5	0-0	0-0	1 1 2	0 0 2	0	0	0	0	1	-9
31 Beatriz Jordao	15:50	3-4	0-0	0-0	2 2 4	2 1 6	0	1	0	2	0	3
0 Enna Peradzic	03:09	0-0	0-0	0-0	0 0 0	0 1 1	0	0	0	0	0	-3
Team					3 4 7	0	0	0	0	0	0	-3
Totals		22-59	5-16	17-21	14 29 43	17 17 66	13	12	5	3	4	-3

Technical Fouls: NONE

Dead Ball Rebounds: 0

Temple - 89

Record: 11-6 (5-0)

NO. Name	Min	FG M-A	3P M-A	FT M-A	Rebounds OR DR TOT	Fouls PF FD	TP	AS	TO	ST	Blocks BS BA	+
20 Alexa Williamson	F 13:44	1-3	0-0	0-0	0 0 0	3 0 2	0	1	2	0	0	-2
25 Mia Davis	F 38:41	9-14	3-3	4-5	3 5 8	3 5 25	3	4	0	1	1	2
1 Lena Niang	G 39:01	3-10	3-9	0-0	1 2 3	2 0 9	2	1	0	1	0	3
2 Aesha Alexander	G 25:49	2-2	2-2	1-2	0 1 1	1 1 7	2	1	0	1	0	8
5 Marissa Mackins	G 26:00	2-8	1-6	3-6	0 4 4	3 4 9	3	2	2	0	0	6
0 Ashley Jones	29:43	6-15	0-5	4-8	0 6 6	1 6 16	4	3	0	0	1	-3
11 Shannen Atkinson	25:02	1-3	0-0	0-0	1 6 7	4 1 2	0	0	0	1	1	1
Team					2 0 2	0	0	0	0	0	0	0
Totals		24-55	9-25	12-21	7 24 31	17 17 69	14	12	4	4	3	3

Technical Fouls: NONE

Dead Ball Rebounds: 4

	USF	TEM
Biggest lead	3 (2 nd 8:37)	18 (3 rd 1:19)
Best Scoring Run	8 (4 th 3:41)	8 (3 rd 8:18)
Lead Changes	8	15
Times Tied	8	10
Time with Lead	04:08	30:43

Points from	USF	TEM
Turnovers	15	14
Paint	24	26
Second Chance	15	8
Fast Breaks	10	10
Bench	10	18

Period by Period Scoring	1st	2nd	3rd	4th	TOT
USF	14	16	13	23	66
TEM	16	17	24	12	69

JAN. 19, 2020 | UCF | TAMPA, FLA.



Official Basketball Box Score - Final
UCF at South Fla.
01/19/20 Yuengling Center, Tampa
2019-20 Women's Basketball

Game Time: 3:00 PM
Game Duration: 2:01
Attendance: 3,017

Officials: Brian Brunette, No Cappot, Teresa Stuck

UCF - 64

Record: 10-6 (2-2)

NO. Name	Min	FG M-A	3P M-A	FT M-A	Rebounds OR DR TOT	Fouls PF FD	TP	AS	TO	ST	Blocks BS BA	+
5 Masseny Kaba	F 30:40	4-4	0-0	0-2	4 3 7	4 3 8	1	3	1	1	0	13
32 Brittney Smith	F 33:07	5-10	0-0	2-2	1 2 3	3 3 12	1	2	1	1	0	9
1 Georgia Gayle	G 08:13	0-1	0-0	0-0	0 2 2	1 0 0	0	0	1	0	0	-1
2 Kay Kay Wright	G 38:19	9-21	3-5	7-8	3 3 6	1 6 28	3	4	2	0	2	7
3 Diamond Battles	G 25:05	0-3	0-0	3-4	1 2 3	0 4 3	4	2	1	0	0	20
10 Courtaja Sanders	24:22	2-8	0-0	0-0	1 4 5	2 0 4	1	1	1	1	2	-8
24 Jhaya Walker	11:21	0-0	0-0	1 1 2	3 0 0	0 1 0	0	0	0	0	0	-9
00 Sianni Martin	24:01	3-10	1-3	2-2	0 5 5	2 1 9	1	1	1	0	1	3
33 Destiny Thomas	04:52	0-1	0-0	0-0	1 2 3	0 0 0	0	0	0	0	0	1
Team					5 3 8	0	0	0	0	0	0	0
Totals		23-59	4-8	14-18	17 27 44	16 17 64	12	14	7	4	6	7

Technical Fouls: NONE

Dead Ball Rebounds: 2

South Fla. - 57

Record: 10-8 (2-2)

NO. Name	Min	FG M-A	3P M-A	FT M-A	Rebounds OR DR TOT	Fouls PF FD	TP	AS	TO	ST	Blocks BS BA	+
20 Bethy Mununga	F 32:07	5-10	0-0	2-4	3 6 9	4 3 12	2	4	1	1	1	-3
22 Kristyna Brabencova	F 36:53	2-8	2-7	2-2	2 3 5	3 4 8	2	5	2	2	0	-9
23 Tamara Henshaw	F 32:14	1-4	0-0	2-2	2 2 4	4 3 4	2	2	1	2	1	-6
3 Sydney Harvey	G 30:50	1-8	1-4	4-4	1 0 1	3 2 7	2	3	2	1	2	-5
4 Elisa Pinzan	G 40:00	8-15	7-12	0-0	0 1 1	0 1 23	5	1	2	0	0	-7
31 Beatriz Jordao	15:39	1-6	0-0	1-2	0 5 5	2 3 3	2	1	1	0	0	-3
5 Elena Tsineke	12:17	0-3	0-2	0-0	0 1 1	1 0 0	0	1	0	0	0	0
Team					3 3 6	0	0	0	0	0	0	0
Totals		18-54	10-25	11-14	11 21 32	17 16 57	16	16	9	6	4	-7

Technical Fouls: NONE

Dead Ball Rebounds: 0

	UCF	USF
Biggest lead	7 (4 th 0:07)	6 (2 nd 8:56)
Best Scoring Run	9 (4 th 2:37)	9 (3 rd 4:22)
Lead Changes	8	17
Times Tied	8	9
Time with Lead	14:48	20:42

Points from	UCF	USF
Turnovers	18	17
Paint	28	16
Second Chance	17	9
Fast Breaks	9	15
Bench	13	3

Period by Period Scoring	1st	2nd	3rd	4th	TOT
UCF	14	23	5	22	64
USF	17	16	12	12	57

JAN. 22, 2020 | AT WICHITA STATE | WICHITA, KAN.

JAN. 25, 2020 | TULANE | TAMPA, FLA.



2019-20 South Fla. Women's Basketball Combined Team Statistics All games

Page 1/1
as of Jan 19, 2020

Game Records

Record	Overall	Home	Away	Neutral
ALL GAMES	10-8	9-1	1-3	0-4
CONFERENCE	2-2	1-1	1-1	0-0
NON-CONFERENCE	8-6	8-0	0-2	0-4

Score by Periods

Team	1st	2nd	3rd	4th	OT	TOT
South Fla.	294	289	305	287	0	1175
Opponents	260	251	259	277	0	1047

Team Box Score

No.	Player				Total		3-Point		F-Throw		Rebounds													
		GP-GS	MIN	AVG	FG-FGA	FG%	3FG-FGA	3FG%	FT-FTA	FT%	OFF	DEF	TOT	AVG	PF	DQ	A	TO	BLK	STL	PTS	AVG		
5	TSINEKE, Elena	13-8	296:55	22.8	50-122	.410	22-61	.361	30-35	.857	10	16	26	2.0	30	0	17	30	2	7	152	11.7		
20	MUNUNGA, Bethy	15-15	399:52	26.7	65-128	.508	1-5	.200	29-41	.707	60	83	143	9.5	39	0	18	42	17	18	160	10.7		
3	HARVEY, Sydni	8-5	171:54	21.5	23-62	.371	13-26	.500	26-30	.867	3	5	8	1.0	14	0	10	17	1	10	85	10.6		
1	ALVAREZ, Maria	15-8	409:45	27.3	44-131	.336	34-108	.315	10-20	.500	7	37	44	2.9	26	1	49	25	0	15	132	8.8		
4	PINZAN, Elisa	13-10	401:22	30.9	39-112	.348	22-64	.344	13-17	.765	4	29	33	2.5	13	1	61	31	1	14	113	8.7		
22	BRABENCOVA, Kristyna	18-11	457:08	25.4	52-161	.323	19-75	.253	16-26	.615	26	45	71	3.9	50	1	36	35	16	14	139	7.7		
0	PEHADZIC, Enna	17-9	298:54	17.6	34-117	.291	26-81	.321	12-19	.632	14	24	38	2.2	23	0	13	19	0	9	106	6.2		
23	HENSHAW, Tamara	18-13	372:29	20.7	44-93	.473	0-2	.000	21-31	.677	50	80	130	7.2	39	1	14	24	10	13	109	6.1		
21	LEVERETT, Shae	17-2	347:60	20.5	31-49	.633	0-0	.000	17-39	.436	54	44	98	5.8	36	2	6	18	10	10	79	4.6		
14	SEPTE, Luize	10-3	154:09	15.4	14-32	.438	0-0	.000	7-15	.467	13	14	27	2.7	19	0	9	13	5	5	35	3.5		
31	JORDAO, Beatriz	17-6	179:56	10.6	22-60	.367	0-0	.000	8-14	.571	16	29	45	2.6	21	0	10	17	11	3	52	3.1		
12	BERMEJO, Cristina	12-0	100:41	8.4	5-24	.208	2-13	.154	1-2	.500	4	15	19	1.6	14	0	7	11	5	5	13	1.1		
2	LAZIC, Mihaela	1-0	08:28	8.5	0-1	.000	0-1	.000	0-0	.000	0	2	2	2.0	1	0	0	0	0	0	0	0.0		
Team											32	53	85					14						
Total		18	3600		423-1092	.387	139-436	.319	190-289	.657	293	476	769	42.7	325	6	250	296	78	123	1175	65.3		
Opponents		18	3599		357-973	.367	98-293	.334	235-355	.662	175	409	584	32.4	297	8	193	270	46	132	1047	58.2		

Team Statistics

	USF	OPP
Scoring	1175	1047
Points per game	65.3	58.2
Scoring margin	+7.1	-
Field goals-att	423-1092	357-973
Field goal pct	.387	.367
3 point fg-att	139-436	98-293
3-point FG pct	.319	.334
3-pt FG made per game	7.7	5.4
Free throws-att	190-289	235-355
Free throw pct	.657	.662
F-Throws made per game	10.6	13.1
Rebounds	769	584
Rebounds per game	42.7	32.4
Rebounding margin	+10.3	-
Assists	250	193
Assists per game	13.9	10.7
Turnovers	296	270
Turnovers per game	16.4	15.0
Turnover margin	-1.4	-
Assist/turnover ratio	0.8	0.7
Steals	123	132
Steals per game	6.8	7.3
Blocks	78	46
Blocks per game	4.3	2.6
Winning streak	0	-
Home win streak	0	-
Attendance	30881	9562
Home games-Avg/Game	10-3088	4-2391
Neutral site-Avg/Game	-	4-312

Team Results

Date	Opponent		Score	Att.
11/05/2019	Jacksonville	W	70-39	4495
11/08/2019	Texas	W	64-57	2289
11/12/2019	Howard	W	82-53	2006
11/15/2019	VCU	W	77-55	3520
11/19/2019	at Baylor	L	46-58	7485
11/24/2019	Saint Francis (PA)	W	62-23	2076
11/28/2019	vs South Dakota St.	L	50-61	235
11/29/2019	vs FGCU	L	77-81	198
11/30/2019	vs Notre Dame	L	51-67	174
12/06/2019	Alabama St.	W	80-29	4732
12/15/2019	Idaho	W	67-64	4480
12/19/2019	vs Mississippi St.	L	61-86	641
12/21/2019	at UNLV	L	51-61	0
12/30/2019	Brown	W	70-60	2062
01/05/2020	Cincinnati	W	76-68	2204
01/12/2020	at Tulsa	W	68-52	998
01/16/2020	at Temple	L	66-69	1079
01/19/2020	UCF	L	57-64	3017



2019-20 South Fla. Women's Basketball Combined Team Statistics In Conference games

Page 1/1
as of Jan 19, 2020

Game Records

Record	Overall	Home	Away	Neutral
ALL GAMES	2-2	1-1	1-1	0-0
CONFERENCE	2-2	1-1	1-1	0-0
NON-CONFERENCE	0-0	0-0	0-0	0-0

Score by Periods

Team	1st	2nd	3rd	4th	OT	TOT
South Fla.	70	72	53	72	0	267
Opponents	53	70	63	67	0	253

Team Box Score

No.	Player				Total		3-Point		F-Throw		Rebounds														
		GP-GS	MIN	AVG	FG-FGA	FG%	3FG-FGA	3FG%	FT-FTA	FT%	OFF	DEF	TOT	AVG	PF	DQ	A	TO	BLK	STL	PTS	AVG			
3	HARVEY, Sydni	4-3	107:41	26.9	16-41	.390	11-19	.579	21-24	.875	2	3	5	1.3	8	0	4	10	1	6	64	16.0			
4	PINZAN, Elisa	3-1	101:15	33.8	10-24	.417	8-19	.421	5-6	.833	1	7	8	2.7	1	0	19	8	0	3	33	11.0			
5	TSINEKE, Elena	4-3	97:32	24.4	13-32	.406	7-17	.412	10-11	.909	3	7	10	2.5	8	0	9	7	1	1	43	10.8			
20	MUNUNGA, Bethy	4-4	116:05	29.0	15-33	.455	0-1	.000	10-14	.714	12	22	34	8.5	15	0	4	11	3	6	40	10.0			
22	BRABENCOVA, Kristyna	4-4	134:41	33.7	13-41	.317	6-22	.273	6-7	.857	5	15	20	5.0	12	0	14	10	4	6	38	9.5			
23	HENSHAW, Tamara	4-4	97:46	24.4	11-21	.524	0-0	.000	3-4	.750	7	13	20	5.0	11	0	4	6	2	3	25	6.3			
31	JORDAO, Beatriz	4-0	41:43	10.4	5-14	.357	0-0	.000	1-6	.167	5	10	15	3.8	4	0	2	3	4	1	11	2.8			
21	LEVERETT, Shae	3-0	58:21	19.5	3-7	.429	0-0	.000	1-4	.250	3	10	13	4.3	6	0	1	1	3	3	7	2.3			
1	ALVAREZ, Maria	1-1	21:41	21.7	1-5	.200	0-3	.000	0-0	.000	0	4	4	4.0	2	0	3	1	0	1	2	2.0			
0	PEHADZIC, Enna	3-0	16:45	5.6	2-4	.500	0-1	.000	0-0	.000	1	1	2	0.7	1	0	0	2	0	1	4	1.3			
12	BERMEJO, Cristina	2-0	06:30	3.3	0-0	.000	0-0	.000	0-0	.000	0	1	1	0.5	1	0	0	0	0	0	0	0.0			
Team											9	9	18				2								
Total		4	800		89-222	.401	32-82	.390	57-76	.750	48	102	150	37.5	69	0	60	61	18	31	267	66.8			
Opponents		4	800		90-222	.405	21-56	.375	52-80	.650	45	90	135	33.8	73	0	45	60	12	27	253	63.3			

Team Statistics

	USF	OPP
Scoring	267	253
Points per game	66.8	63.3
Scoring margin	+3.5	-
Field goals-att	89-222	90-222
Field goal pct	.401	.405
3 point fg-att	32-82	21-56
3-point FG pct	.390	.375
3-pt FG made per game	8.0	5.3
Free throws-att	57-76	52-80
Free throw pct	.750	.650
F-Throws made per game	14.3	13.0
Rebounds	150	135
Rebounds per game	37.5	33.8
Rebounding margin	+3.8	-
Assists	60	45
Assists per game	15.0	11.3
Turnovers	61	60
Turnovers per game	15.3	15.0
Turnover margin	-0.3	-
Assist/turnover ratio	1.0	0.8
Steals	31	27
Steals per game	7.8	6.8
Blocks	18	12
Blocks per game	4.5	3.0
Winning streak	0	-
Home win streak	0	-
Attendance	5221	2077
Home games-Avg/Game	2-2611	2-1039
Neutral site-Avg/Game	-	0-0

Team Results

Date	Opponent		Score	Att.
01/05/2020	Cincinnati	W	76-68	2204
01/12/2020	at Tulsa	W	68-52	998
01/16/2020	at Temple	L	66-69	1079
01/19/2020	UCF	L	57-64	3017



2019-20 South Fla. Women's Basketball
Season/Career Statistics
All games

Page 1/1
as of Jan 19, 2020

Summary

Player	Season Statistics										Career Statistics									
	GP-GS	MIN/G	FG%	3FG%	FT%	R/G	A/G	STL	BLK	PTS/G	GP-GS	MIN/G	FG%	3FG%	FT%	R/G	A/G	STL	BLK	PTS/G
ALVAREZ, Maria	15-8	27.3	.336	.315	.500	2.9	3.3	15	0	8.8	15-8	27.3	.336	.315	.500	2.9	3.3	15	0	8.8
BERMEJO, Cristina	12-0	8.4	.208	.154	.500	1.6	0.6	5	5	1.1	12-0	8.4	.208	.154	.500	1.6	0.6	5	5	1.1
BRABENCOVA, Kristyna	18-11	25.4	.323	.253	.615	3.9	2.0	14	16	7.7	18-11	25.4	.323	.253	.615	3.9	2.0	14	16	7.7
HARVEY, Sydni	8-5	21.5	.371	.500	.867	1.0	1.3	10	1	10.6	40-29	28.4	.330	.369	.847	2.3	2.3	31	3	11.5
HENSHAW, Tamara	18-13	20.7	.473	.000	.677	7.2	0.8	13	10	6.1	119-77	23.5	.563	.000	.607	6.9	0.9	78	80	6.6
JORDAO, Beatriz	17-6	10.6	.367	.000	.571	2.6	0.6	3	11	3.1	29-18	14.8	.536	.000	.625	3.9	0.5	8	34	6.4
LAZIC, Mihaela	1-0	8.5	.000	.000	.000	2.0	0.0	0	0	0.0	1-0	8.5	.000	.000	.000	2.0	0.0	0	0	0.0
LEVERETT, Shae	17-2	20.5	.633	.000	.436	5.8	0.4	10	10	4.6	79-26	19.9	.592	.000	.588	5.4	0.4	35	73	4.9
MUNUNGA, Bethy	15-15	26.7	.508	.200	.707	9.5	1.2	18	17	10.7	15-15	26.7	.508	.200	.707	9.5	1.2	18	17	10.7
PEHADZIC, Enna	17-9	17.6	.291	.321	.632	2.2	0.8	9	0	6.2	61-32	21.7	.309	.323	.703	3.6	0.4	33	1	8.9
PINZAN, Elisa	13-10	30.9	.348	.344	.765	2.5	4.7	14	1	8.7	44-25	26.4	.298	.283	.803	2.1	3.7	40	1	5.7
SEPTE, Luize	10-3	15.4	.438	.000	.467	2.7	0.9	5	5	3.5	32-22	25.3	.283	.133	.517	3.4	1.6	17	35	4.3
TSINEKE, Elena	13-8	22.8	.410	.361	.857	2.0	1.3	7	2	11.7	13-8	22.8	.410	.361	.857	2.0	1.3	7	2	11.7

Scoring

Player	Season Statistics									Career Statistics								
	FG-FGA	FG%	3FG-3FGA	3FG%	FT-FTA	FT%	PTS	PTS/G		FG-FGA	FG%	3FG-3FGA	3FG%	FT-FTA	FT%	PTS	PTS/G	
ALVAREZ, Maria	44-131	.336	34-108	.315	10-20	.500	132	8.8		44-131	.336	34-108	.315	10-20	.500	132	8.8	
BERMEJO, Cristina	5-24	.208	2-13	.154	1-2	.500	13	1.1		5-24	.208	2-13	.154	1-2	.500	13	1.1	
BRABENCOVA, Kristyna	52-161	.323	19-75	.253	16-26	.615	139	7.7		52-161	.323	19-75	.253	16-26	.615	139	7.7	
HARVEY, Sydni	23-62	.371	13-26	.500	26-30	.867	85	10.6		143-433	.330	58-157	.369	116-137	.847	460	11.5	
HENSHAW, Tamara	44-93	.473	0-2	.000	21-31	.677	109	6.1		340-604	.563	0-6	.000	102-168	.607	782	6.6	
JORDAO, Beatriz	22-60	.367	0-0	.000	8-14	.571	52	3.1		81-151	.536	0-0	.000	25-40	.625	187	6.4	
LAZIC, Mihaela	0-1	.000	0-1	.000	0-0	.000	0	0.0		0-1	.000	0-1	.000	0-0	.000	0	0.0	
LEVERETT, Shae	31-49	.633	0-0	.000	17-39	.436	79	4.6		141-238	.592	0-1	.000	104-177	.588	386	4.9	
MUNUNGA, Bethy	65-128	.508	1-5	.200	29-41	.707	160	10.7		65-128	.508	1-5	.200	29-41	.707	160	10.7	
PEHADZIC, Enna	34-117	.291	26-81	.321	12-19	.632	106	6.2		182-589	.309	100-310	.323	78-111	.703	542	8.9	
PINZAN, Elisa	39-112	.348	22-64	.344	13-17	.765	113	8.7		79-265	.298	45-159	.283	49-61	.803	252	5.7	
SEPTE, Luize	14-32	.438	0-0	.000	7-15	.467	35	3.5		52-184	.283	4-30	.133	31-60	.517	139	4.3	
TSINEKE, Elena	50-122	.410	22-61	.361	30-35	.857	152	11.7		50-122	.410	22-61	.361	30-35	.857	152	11.7	

Totals

Player	Season Statistics									Career Statistics								
	O-REB	D-REB	TOTAL	PF	FO	A	TO	A/TO		O-REB	D-REB	TOTAL	PF	FO	A	TO	A/TO	
ALVAREZ, Maria	7	37	44	26	1	49	25	2.0		7	37	44	26	1	49	25	2.0	
BERMEJO, Cristina	4	15	19	14	0	7	11	0.6		4	15	19	14	0	7	11	0.6	
BRABENCOVA, Kristyna	26	45	71	50	1	36	35	1.0		26	45	71	50	1	36	35	1.0	
HARVEY, Sydni	3	5	8	14	0	10	17	0.6		33	58	91	86	4	92	110	0.8	
HENSHAW, Tamara	50	80	130	39	1	14	24	0.6		323	493	816	237	4	105	116	0.9	
JORDAO, Beatriz	16	29	45	21	0	10	17	0.6		37	76	113	52	0	15	37	0.4	
LAZIC, Mihaela	0	2	2	1	0	0	0	0.0		0	2	2	1	0	0	0	0.0	
LEVERETT, Shae	54	44	98	36	2	6	18	0.3		198	225	423	162	4	32	80	0.4	
MUNUNGA, Bethy	60	83	143	39	0	18	42	0.4		60	83	143	39	0	18	42	0.4	
PEHADZIC, Enna	14	24	38	23	0	13	19	0.7		65	154	219	62	0	27	82	0.3	
PINZAN, Elisa	4	29	33	13	1	61	31	2.0		8	85	93	54	1	164	105	1.6	
SEPTE, Luize	13	14	27	19	0	9	13	0.7		36	72	108	51	1	50	66	0.8	
TSINEKE, Elena	10	16	26	30	0	17	30	0.6		10	16	26	30	0	17	30	0.6	



2019-20 South Fla. Women's Basketball
Season Schedule/Results & Leaders
All games

Page 1/1
as of Jan 19, 2020

Game Records

Record	Overall	Home	Away	Neutral
ALL GAMES	10-8	9-1	1-3	0-4
CONFERENCE	2-2	1-1	1-1	0-0
NON-CONFERENCE	8-6	8-0	0-2	0-4

Team Results

Date	Opponent		Score	Att.	High Points	High Rebounds
11/05/2019	Jacksonville	W	70-39	4495	(20) PEHADZIC, Enna	(12) MUNUNGA, Bethy
11/08/2019	Texas	W	64-57	2289	(16) PEHADZIC, Enna	(8) MUNUNGA, Bethy
11/12/2019	Howard	W	82-53	2006	(16) PEHADZIC, Enna	(11) MUNUNGA, Bethy
11/15/2019	VCU	W	77-55	3520	(20) ALVAREZ, Maria	(12) MUNUNGA, Bethy
11/19/2019	at Baylor	L	46-58	7485	(16) MUNUNGA, Bethy	(12) MUNUNGA, Bethy
11/24/2019	Saint Francis (PA)	W	62-23	2076	(13) TSINEKE, Elena	(13) LEVERETT, Shae
11/28/2019	vs South Dakota St.	L	50-61	235	(15) MUNUNGA, Bethy	(12) MUNUNGA, Bethy
11/29/2019	vs FGCU	L	77-81	198	(19) TSINEKE, Elena	(12) MUNUNGA, Bethy
11/30/2019	vs Notre Dame	L	51-67	174	(12) TSINEKE, Elena	(10) MUNUNGA, Bethy
12/06/2019	Alabama St.	W	80-29	4732	(18) ALVAREZ, Maria	(15) HENSHAW, Tamara
12/15/2019	Idaho	W	67-64	4480	(14) ALVAREZ, Maria	(12) HENSHAW, Tamara
12/19/2019	vs Mississippi St.	L	61-86	641	(12) ALVAREZ, Maria	(10) HENSHAW, Tamara
12/21/2019	at UNLV	L	51-61	0	(9) LEVERETT, Shae	(13) HENSHAW, Tamara
					(9) BRABENCOVA, Kristyna	
12/30/2019	Brown	W	70-60	2062	(17) TSINEKE, Elena	(14) MUNUNGA, Bethy
01/05/2020	Cincinnati	W	76-68	2204	(19) TSINEKE, Elena	(7) LEVERETT, Shae
						(7) HENSHAW, Tamara
						(7) MUNUNGA, Bethy
01/12/2020	at Tulsa	W	68-52	998	(20) HARVEY, Sydni	(9) MUNUNGA, Bethy
01/16/2020	at Temple	L	66-69	1079	(20) TSINEKE, Elena	(9) MUNUNGA, Bethy
01/19/2020	UCF	L	57-64	3017	(23) PINZAN, Elisa	(9) MUNUNGA, Bethy

Attendance Summary

	Games	Attend	Avg/Game
Home	10	30881	3088
Away	4	9562	2391
Neutral	4	1248	312
Total	18	41691	2316



**2019-20 South Fla. Women's Basketball
Team Game-by-Game
All games**

Page 1/1
as of Jan 19, 2020

				Total		3-Pointers		Free throws		Rebounds											
Opponent	Date	Score		FG-FGA	PCT	3FG-FGA	PCT	FT-FTA	PCT	OFF	DEF	TOT	AVG	PF	A	TO	BLK	STL	PTS	AVG	
Jacksonville	11/05/2019	70-39	W	26-64	.406	10-26	.385	8-18	.444	21	42	63	63.0	11	16	18	7	6	70	70.0	
Texas	11/08/2019	64-57	W	23-60	.383	5-23	.217	13-19	.684	12	22	34	48.5	20	12	18	5	3	64	67.0	
Howard	11/12/2019	82-53	W	29-70	.414	7-20	.350	17-27	.630	22	30	52	49.7	20	15	13	1	11	82	72.0	
VCU	11/15/2019	77-55	W	28-63	.444	10-18	.556	11-20	.550	20	21	41	47.5	17	19	13	3	10	77	73.3	
at Baylor	11/19/2019	46-58	L	17-59	.288	7-24	.292	5-13	.385	14	21	35	45.0	28	13	19	4	11	46	67.8	
Saint Francis (PA)	11/24/2019	62-23	W	26-59	.441	4-16	.250	6-11	.545	17	22	39	44.0	11	12	14	2	8	62	66.8	
vs South Dakota St.	11/28/2019	50-61	L	20-57	.351	4-29	.138	6-7	.857	16	18	34	42.6	19	8	20	2	10	50	64.4	
vs FGCU	11/29/2019	77-81	L	28-62	.452	9-21	.429	12-17	.706	13	28	41	42.4	28	14	20	4	4	77	66.0	
vs Notre Dame	11/30/2019	51-67	L	20-72	.278	8-41	.195	3-5	.600	23	23	46	42.8	20	14	18	5	3	51	64.3	
Alabama St.	12/06/2019	80-29	W	31-64	.484	17-37	.459	1-5	.200	18	35	53	43.8	21	23	15	11	5	80	65.9	
Idaho	12/15/2019	67-64	W	21-60	.350	6-24	.250	19-25	.760	22	29	51	44.5	10	11	12	2	3	67	66.0	
vs Mississippi St.	12/19/2019	61-86	L	22-62	.355	9-23	.391	8-14	.571	16	27	43	44.3	21	12	24	5	8	61	65.6	
at UNLV	12/21/2019	51-61	L	18-55	.327	5-26	.192	10-15	.667	16	26	42	44.2	17	9	20	3	4	51	64.5	
Brown	12/30/2019	70-60	W	25-63	.397	6-26	.231	14-17	.824	15	30	45	44.2	13	12	11	6	6	70	64.9	
Cincinnati	01/05/2020	76-68	W	26-62	.419	8-23	.348	16-21	.762	17	23	40	43.9	16	17	13	3	8	76	65.6	
at Tulsa	01/12/2020	68-52	W	23-47	.489	9-18	.500	13-20	.650	6	29	35	43.4	19	14	20	6	9	68	65.8	
at Temple	01/16/2020	66-69	L	22-59	.373	5-16	.313	17-21	.810	14	29	43	43.4	17	13	12	3	5	66	65.8	
UCF	01/19/2020	57-64	L	18-54	.333	10-25	.400	11-14	.786	11	21	32	42.7	17	16	16	6	9	57	65.3	
Total		1175		423-1092	.387	139-436	.319	190-289	.657	293	476	769	42.7	325	250	296	78	123	1175	65.3	
Opponents		1047		357-973	.367	98-293	.334	235-355	.662	175	409	584	32.4	297	193	270	46	132	1047	58.2	

South Fla. Averages

Games Played	Points/game	FG Pct	3FG Pct	FT Pct	Rebounds/game	Assists/game	Turnovers/game	Assist/Turnover ratio	Steals/game	Blocks/game
18	65.3	38.7	31.9	65.7	42.7	13.9	16.4	0.8	6.8	4.3



**2019-20 South Fla. Women's Basketball
Opponents Game-by-Game
All games**

Page 1/1
as of Jan 19, 2020

				Total		3-Pointers		Free throws		Rebounds											
Opponent	Date	Score		FG-FGA	PCT	3FG-FGA	PCT	FT-FTA	PCT	OFF	DEF	TOT	AVG	PF	A	TO	BLK	STL	PTS	AVG	
Jacksonville	11/05/2019	70-39	W	15-61	.246	4-18	.222	5-10	.500	7	24	31	31.0	19	8	12	2	12	39	39.0	
Texas	11/08/2019	64-57	W	24-59	.407	1-9	.111	8-15	.533	9	22	31	31.0	21	13	17	3	7	57	48.0	
Howard	11/12/2019	82-53	W	17-59	.288	5-16	.313	14-20	.700	15	23	38	33.3	23	4	21	5	3	53	49.7	
VCU	11/15/2019	77-55	W	19-44	.432	3-12	.250	14-21	.667	6	21	27	31.8	17	8	17	2	8	55	51.0	
at Baylor	11/19/2019	46-58	L	16-45	.356	1-6	.167	25-39	.641	10	23	33	32.0	13	13	18	7	7	58	52.4	
Saint Francis (PA)	11/24/2019	62-23	W	5-37	.135	3-17	.176	10-14	.714	10	19	29	31.5	13	2	25	1	5	23	47.5	
vs South Dakota St.	11/28/2019	50-61	L	23-47	.489	4-11	.364	11-21	.524	9	20	29	31.1	11	11	19	2	7	61	49.4	
vs FGCU	11/29/2019	77-81	L	22-57	.386	12-33	.364	25-33	.758	7	23	30	31.0	20	16	10	0	8	81	53.4	
vs Notre Dame	11/30/2019	51-67	L	25-52	.481	6-15	.400	11-22	.500	8	30	38	31.8	13	13	15	3	5	67	54.9	
Alabama St.	12/06/2019	80-29	W	10-59	.169	3-15	.200	6-12	.500	16	17	33	31.9	10	6	14	0	9	29	52.3	
Idaho	12/15/2019	67-64	W	24-61	.393	11-33	.333	5-5	1.000	8	22	30	31.7	19	17	7	3	3	64	53.4	
vs Mississippi St.	12/19/2019	61-86	L	30-65	.462	5-11	.455	21-31	.677	12	27	39	32.3	19	16	11	4	15	86	56.1	
at UNLV	12/21/2019	51-61	L	19-48	.396	7-14	.500	16-18	.889	4	24	28	32.0	13	8	12	0	13	61	56.5	
Brown	12/30/2019	70-60	W	18-57	.316	12-27	.444	12-14	.857	9	24	33	32.1	13	13	12	2	3	60	56.7	
Cincinnati	01/05/2020	76-68	W	27-56	.482	3-6	.500	11-16	.688	8	19	27	31.7	21	13	16	3	2	68	57.5	
at Tulsa	01/12/2020	68-52	W	16-52	.308	5-17	.294	15-25	.600	13	20	33	31.8	19	6	18	1	14	52	57.1	
at Temple	01/16/2020	66-69	L	24-55	.436	9-25	.360	12-21	.571	7	24	31	31.8	17	14	12	4	4	69	57.8	
UCF	01/19/2020	57-64	L	23-59	.390	4-8	.500	14-18	.778	17	27	44	32.4	16	12	14	4	7	64	58.2	
Total		1047		357-973	.367	98-293	.334	235-355	.662	175	409	584	32.4	297	193	270	46	132	1047	58.2	
South Fla.		1175		423-1092	.387	139-436	.319	190-289	.657	293	476	769	42.7	325	250	296	78	123	1175	65.3	

Opponents Averages

Games Played	Points/game	FG Pct	3FG Pct	FT Pct	Rebounds/game	Assists/game	Turnovers/game	Assist/Turnover ratio	Steals/game	Blocks/game
18	58.2	36.7	33.4	66.2	32.4	10.7	15.0	0.7	7.3	2.6



**2019-20 South Fla. Women's Basketball
Team High/Low Analysis
All games**

Page 1/4
as of Jan 19, 2020

South Fla. - Game Highs

POINTS	82		Howard (11/12/2019)
	80		Alabama St. (12/06/2019)
	77		vs FGCU (N) (11/29/2019)
	77		VCU (11/15/2019)
	76		Cincinnati (01/05/2020)
FIELD GOALS MADE	31		Alabama St. (12/06/2019)
	29		Howard (11/12/2019)
FIELD GOAL ATTEMPTS	72		vs Notre Dame (N) (11/30/2019)
	70		Howard (11/12/2019)
FIELD GOAL PERCENTAGE	.489	(23-47)	at Tulsa (01/12/2020)
	.484	(31-64)	Alabama St. (12/06/2019)
3 PT FG MADE	17		Alabama St. (12/06/2019)
	10		UCF (01/19/2020)
	10		VCU (11/15/2019)
	10		Jacksonville (11/05/2019)
3 PT FG ATTEMPTS	41		vs Notre Dame (N) (11/30/2019)
	37		Alabama St. (12/06/2019)
3 PT FG PERCENTAGE	.556	(10-18)	VCU (11/15/2019)
	.500	(9-18)	at Tulsa (01/12/2020)
FREE THROWS MADE	19		Idaho (12/15/2019)
	17		at Temple (01/16/2020)
	17		Howard (11/12/2019)
FREE THROW ATTEMPTS	27		Howard (11/12/2019)
	25		Idaho (12/15/2019)
FREE THROW PERCENTAGE	.857	(6-7)	vs South Dakota St. (N) (11/28/2019)
	.824	(14-17)	Brown (12/30/2019)
REBOUNDS	63		Jacksonville (11/05/2019)
	53		Alabama St. (12/06/2019)
ASSISTS	23		Alabama St. (12/06/2019)
	19		VCU (11/15/2019)
STEALS	11		at Baylor (11/19/2019)
	11		Howard (11/12/2019)
BLOCKED SHOTS	11		Alabama St. (12/06/2019)
	7		Jacksonville (11/05/2019)
TURNOVERS	24		vs Mississippi St. (N) (12/19/2019)
	20		at Tulsa (01/12/2020)
	20		at UNLV (12/21/2019)
	20		vs FGCU (N) (11/29/2019)
	20		vs South Dakota St. (N) (11/28/2019)
FOULS	29		vs FGCU (N) (11/29/2019)
	28		at Baylor (11/19/2019)



2019-20 South Fla. Women's Basketball
Team High/Low Analysis
All games

Page 2/4
as of Jan 19, 2020

Opponent - Game Highs

POINTS	86	vs Mississippi St. (N) (12/19/2019)
	81	vs FGCU (N) (11/29/2019)
	69	at Temple (01/16/2020)
	68	Cincinnati (01/05/2020)
	67	vs Notre Dame (N) (11/30/2019)
FIELD GOALS MADE	30	vs Mississippi St. (N) (12/19/2019)
	27	Cincinnati (01/05/2020)
FIELD GOAL ATTEMPTS	65	vs Mississippi St. (N) (12/19/2019)
	61	Idaho (12/15/2019)
	61	Jacksonville (11/05/2019)
FIELD GOAL PERCENTAGE	.489 (23-47)	vs South Dakota St. (N) (11/28/2019)
	.482 (27-56)	Cincinnati (01/05/2020)
3 PT FG MADE	12	Brown (12/30/2019)
	12	vs FGCU (N) (11/29/2019)
3 PT FG ATTEMPTS	33	Idaho (12/15/2019)
	33	vs FGCU (N) (11/29/2019)
3 PT FG PERCENTAGE	.500 (7-14)	at UNLV (12/21/2019)
	.500 (4-8)	UCF (01/19/2020)
	.500 (3-6)	Cincinnati (01/05/2020)
FREE THROWS MADE	25	vs FGCU (N) (11/29/2019)
	25	at Baylor (11/19/2019)
FREE THROW ATTEMPTS	39	at Baylor (11/19/2019)
	33	vs FGCU (N) (11/29/2019)
FREE THROW PERCENTAGE	1.000 (5-5)	Idaho (12/15/2019)
	.889 (16-18)	at UNLV (12/21/2019)
REBOUNDS	44	UCF (01/19/2020)
	39	vs Mississippi St. (N) (12/19/2019)
ASSISTS	17	Idaho (12/15/2019)
	16	vs Mississippi St. (N) (12/19/2019)
	16	vs FGCU (N) (11/29/2019)
STEALS	15	vs Mississippi St. (N) (12/19/2019)
	14	at Tulsa (01/12/2020)
BLOCKED SHOTS	7	at Baylor (11/19/2019)
	5	Howard (11/12/2019)
TURNOVERS	25	Saint Francis (PA) (11/24/2019)
	21	Howard (11/12/2019)
FOULS	23	Howard (11/12/2019)
	21	Cincinnati (01/05/2020)
	21	vs FGCU (N) (11/29/2019)
	21	Texas (11/08/2019)



**2019-20 South Fla. Women's Basketball
Team High/Low Analysis
All games**

Page 3/4
as of Jan 19, 2020

South Fla. - Game Lows

POINTS	46		at Baylor (11/19/2019)
	50		vs South Dakota St. (N) (11/28/2019)
	51		at UNLV (12/21/2019)
	51		vs Notre Dame (N) (11/30/2019)
	57		UCF (01/19/2020)
FIELD GOALS MADE	17		at Baylor (11/19/2019)
	18		UCF (01/19/2020)
	18		at UNLV (12/21/2019)
FIELD GOAL ATTEMPTS	47		at Tulsa (01/12/2020)
	54		UCF (01/19/2020)
FIELD GOAL PERCENTAGE	.278	(20-72)	vs Notre Dame (N) (11/30/2019)
	.288	(17-59)	at Baylor (11/19/2019)
3 PT FG MADE	4		vs South Dakota St. (N) (11/28/2019)
	4		Saint Francis (PA) (11/24/2019)
3 PT FG ATTEMPTS	16		at Temple (01/16/2020)
	16		Saint Francis (PA) (11/24/2019)
3 PT FG PERCENTAGE	.138	(4-29)	vs South Dakota St. (N) (11/28/2019)
	.192	(5-26)	at UNLV (12/21/2019)
FREE THROWS MADE	1		Alabama St. (12/06/2019)
	3		vs Notre Dame (N) (11/30/2019)
FREE THROW ATTEMPTS	5		Alabama St. (12/06/2019)
	5		vs Notre Dame (N) (11/30/2019)
FREE THROW PERCENTAGE	.200	(1-5)	Alabama St. (12/06/2019)
	.385	(5-13)	at Baylor (11/19/2019)
REBOUNDS	32		UCF (01/19/2020)
	34		vs South Dakota St. (N) (11/28/2019)
	34		Texas (11/08/2019)
ASSISTS	8		vs South Dakota St. (N) (11/28/2019)
	9		at UNLV (12/21/2019)
STEALS	3		Idaho (12/15/2019)
	3		vs Notre Dame (N) (11/30/2019)
	3		Texas (11/08/2019)
BLOCKED SHOTS	1		Howard (11/12/2019)
	2		Idaho (12/15/2019)
	2		vs South Dakota St. (N) (11/28/2019)
	2		Saint Francis (PA) (11/24/2019)
TURNOVERS	11		Brown (12/30/2019)
	12		at Temple (01/16/2020)
	12		Idaho (12/15/2019)
FOULS	10		Idaho (12/15/2019)
	11		Saint Francis (PA) (11/24/2019)
	11		Jacksonville (11/05/2019)



**2019-20 South Fla. Women's Basketball
Team High/Low Analysis
All games**

Page 4/4
as of Jan 19, 2020

Opponent - Game Lows

POINTS	23	Saint Francis (PA) (11/24/2019)
	29	Alabama St. (12/06/2019)
	39	Jacksonville (11/05/2019)
	52	at Tulsa (01/12/2020)
	53	Howard (11/12/2019)
FIELD GOALS MADE	5	Saint Francis (PA) (11/24/2019)
	10	Alabama St. (12/06/2019)
FIELD GOAL ATTEMPTS	37	Saint Francis (PA) (11/24/2019)
	44	VCU (11/15/2019)
FIELD GOAL PERCENTAGE	.135 (5-37)	Saint Francis (PA) (11/24/2019)
	.169 (10-59)	Alabama St. (12/06/2019)
3 PT FG MADE	1	at Baylor (11/19/2019)
	1	Texas (11/08/2019)
3 PT FG ATTEMPTS	6	Cincinnati (01/05/2020)
	6	at Baylor (11/19/2019)
3 PT FG PERCENTAGE	.111 (1-9)	Texas (11/08/2019)
	.167 (1-6)	at Baylor (11/19/2019)
FREE THROWS MADE	5	Idaho (12/15/2019)
	5	Jacksonville (11/05/2019)
FREE THROW ATTEMPTS	5	Idaho (12/15/2019)
	10	Jacksonville (11/05/2019)
FREE THROW PERCENTAGE	.500 (11-22)	vs Notre Dame (N) (11/30/2019)
	.500 (6-12)	Alabama St. (12/06/2019)
	.500 (5-10)	Jacksonville (11/05/2019)
REBOUNDS	27	Cincinnati (01/05/2020)
	27	VCU (11/15/2019)
ASSISTS	2	Saint Francis (PA) (11/24/2019)
	4	Howard (11/12/2019)
STEALS	2	Cincinnati (01/05/2020)
	3	Brown (12/30/2019)
	3	Idaho (12/15/2019)
	3	Howard (11/12/2019)
BLOCKED SHOTS	0	at UNLV (12/21/2019)
	0	Alabama St. (12/06/2019)
	0	vs FGCU (N) (11/29/2019)
TURNOVERS	7	Idaho (12/15/2019)
	10	vs FGCU (N) (11/29/2019)
FOULS	10	Alabama St. (12/06/2019)
	11	vs South Dakota St. (N) (11/28/2019)



2019-20 South Fla. Women's Basketball
Player Highs Analysis
All games

Page 1/4
as of Jan 19, 2020

South Fla. - Individual Game Highs

POINTS	23		Elisa Pinzan vs UCF (01/19/2020)
	20		Elena Tsineke at Temple (01/16/2020)
	20		Sydni Harvey at Tulsa (01/12/2020)
	20		Maria Alvarez vs VCU (11/15/2019)
	20		Enna Pehadzic vs Jacksonville (11/05/2019)
FIELD GOALS MADE	8		Elisa Pinzan vs UCF (01/19/2020)
	7		Elena Tsineke at Temple (01/16/2020)
	7		Bethy Mununga vs Cincinnati (01/05/2020)
	7		Kristyna Brabencova vs Brown (12/30/2019)
	7		Maria Alvarez vs VCU (11/15/2019)
FIELD GOAL ATTEMPTS	16		Kristyna Brabencova vs Cincinnati (01/05/2020)
	16		Kristyna Brabencova vs Mississippi St. (N) (12/19/2019)
FIELD GOAL PERCENTAGE (min 5 made)	.857	(6-7)	Bethy Mununga vs VCU (11/15/2019)
	.833	(5-6)	Tamara Henshaw vs Saint Francis (PA) (11/24/2019)
3 PT FG MADE	7		Elisa Pinzan vs UCF (01/19/2020)
	6		Sydni Harvey at Tulsa (01/12/2020)
	6		Maria Alvarez vs Alabama St. (12/06/2019)
	6		Enna Pehadzic vs Jacksonville (11/05/2019)
3 PT FG ATTEMPTS	13		Maria Alvarez vs Notre Dame (N) (11/30/2019)
	12		Elisa Pinzan vs UCF (01/19/2020)
	12		Elena Tsineke vs Notre Dame (N) (11/30/2019)
3 PT FG PERCENTAGE (min 2 made)	.857	(6-7)	Sydni Harvey at Tulsa (01/12/2020)
	.714	(5-7)	Maria Alvarez vs VCU (11/15/2019)
FREE THROWS MADE	8		Sydni Harvey at Temple (01/16/2020)
	7		Sydni Harvey vs Cincinnati (01/05/2020)
	7		Elena Tsineke vs FGCU (N) (11/29/2019)
	7		Elisa Pinzan vs Texas (11/08/2019)
FREE THROW ATTEMPTS	11		Sydni Harvey at Temple (01/16/2020)
	9		Shae Leverett vs Idaho (12/15/2019)
FREE THROW PERCENTAGE (min 3 made)	1.000	(7-7)	Sydni Harvey vs Cincinnati (01/05/2020)
	1.000	(6-6)	Elena Tsineke vs Cincinnati (01/05/2020)
	1.000	(6-6)	Bethy Mununga vs Brown (12/30/2019)
	1.000	(5-5)	Bethy Mununga vs South Dakota St. (N) (11/28/2019)
	1.000	(4-4)	Sydni Harvey vs UCF (01/19/2020)
	1.000	(4-4)	Bethy Mununga at Temple (01/16/2020)
	1.000	(4-4)	Elena Tsineke vs Idaho (12/15/2019)
	1.000	(3-3)	Kristyna Brabencova at Tulsa (01/12/2020)
REBOUNDS	15		Tamara Henshaw vs Alabama St. (12/06/2019)
	14		Bethy Mununga vs Brown (12/30/2019)
ASSISTS	8		Elisa Pinzan vs VCU (11/15/2019)
	7		Elisa Pinzan at Temple (01/16/2020)
	7		Elisa Pinzan at Tulsa (01/12/2020)
	7		Kristyna Brabencova vs Cincinnati (01/05/2020)
	7		Elisa Pinzan vs Alabama St. (12/06/2019)
STEALS	3		Kristyna Brabencova at Tulsa (01/12/2020)
	3		Bethy Mununga vs Cincinnati (01/05/2020)
	3		Bethy Mununga vs South Dakota St. (N) (11/28/2019)
	3		Elisa Pinzan vs South Dakota St. (N) (11/28/2019)
	3		Bethy Mununga at Baylor (11/19/2019)
	3		Kristyna Brabencova vs VCU (11/15/2019)
	3		Elisa Pinzan vs VCU (11/15/2019)



2019-20 South Fla. Women's Basketball
Player Highs Analysis
All games

Page 2/4
as of Jan 19, 2020

South Fla. - Individual Game Highs

BLOCKED SHOTS	3	Kristyna Brabencova vs Brown (12/30/2019)
	3	Bethy Mununga vs Brown (12/30/2019)
	3	Kristyna Brabencova vs Mississippi St. (N) (12/19/2019)
	3	Beatriz Jordao vs Alabama St. (12/06/2019)
	3	Bethy Mununga vs Texas (11/08/2019)
TURNOVERS	5	Kristyna Brabencova vs UCF (01/19/2020)
	5	Elisa Pinzan at Tulsa (01/12/2020)
	5	Maria Alvarez at UNLV (12/21/2019)
	5	Sydni Harvey vs Mississippi St. (N) (12/19/2019)
	5	Elena Tsineke vs Mississippi St. (N) (12/19/2019)
FOULS	5	Maria Alvarez vs Jacksonville (11/05/2019)
	5	Shae Leverett vs Mississippi St. (N) (12/19/2019)
	5	Elisa Pinzan vs FGCU (N) (11/29/2019)
	5	Maria Alvarez vs FGCU (N) (11/29/2019)
	5	Tamara Henshaw at Baylor (11/19/2019)
	5	Kristyna Brabencova at Baylor (11/19/2019)
	5	Shae Leverett at Baylor (11/19/2019)



2019-20 South Fla. Women's Basketball
Player Highs Analysis
All games

Page 3/4
as of Jan 19, 2020

Opponent - Individual Game Highs

POINTS	28		Kay Kay Wright vs UCF (01/19/2020)
	26		Justine Gaziano vs Brown (12/30/2019)
	25		Mia Davis at Temple (01/16/2020)
	23		Ilmar'I Thomas vs Cincinnati (01/05/2020)
	23		Nasrin Ulel vs FGCU (N) (11/29/2019)
FIELD GOALS MADE	10		Ilmar'I Thomas vs Cincinnati (01/05/2020)
	9		Kay Kay Wright vs UCF (01/19/2020)
	9		Mia Davis at Temple (01/16/2020)
	9		Nasrin Ulel vs FGCU (N) (11/29/2019)
FIELD GOAL ATTEMPTS	22		Nasrin Ulel vs FGCU (N) (11/29/2019)
	21		Kay Kay Wright vs UCF (01/19/2020)
FIELD GOAL PERCENTAGE (min 5 made)	.857	(6-7)	Lizzy Klinker vs Idaho (12/15/2019)
	.857	(6-7)	Anaya Peoples vs Notre Dame (N) (11/30/2019)
3 PT FG MADE	6		Justine Gaziano vs Brown (12/30/2019)
	5		Alexis Gaulden at Tulsa (01/12/2020)
	5		Chloe Bibby vs Mississippi St. (N) (12/19/2019)
	5		Nasrin Ulel vs FGCU (N) (11/29/2019)
3 PT FG ATTEMPTS	14		Nasrin Ulel vs FGCU (N) (11/29/2019)
	12		Justine Gaziano vs Brown (12/30/2019)
3 PT FG PERCENTAGE (min 2 made)	1.000	(3-3)	Mia Davis at Temple (01/16/2020)
	1.000	(2-2)	Asonah Alexander at Temple (01/16/2020)
	1.000	(2-2)	Lizzy Klinker vs Idaho (12/15/2019)
	1.000	(2-2)	Tera Reed vs VCU (11/15/2019)
FREE THROWS MADE	9		Latecia Smith at UNLV (12/21/2019)
	9		Ashli O'Neal vs FGCU (N) (11/29/2019)
FREE THROW ATTEMPTS	11		Keri Jewett-Giles vs FGCU (N) (11/29/2019)
	10		Latecia Smith at UNLV (12/21/2019)
	10		Ashli O'Neal vs FGCU (N) (11/29/2019)
FREE THROW PERCENTAGE (min 3 made)	1.000	(8-8)	Davion Wingate vs FGCU (N) (11/29/2019)
	1.000	(5-5)	Karson Swogger vs Saint Francis (PA) (11/24/2019)
	1.000	(4-4)	Alexis Gaulden at Tulsa (01/12/2020)
REBOUNDS	11		Charli Collier vs Texas (11/08/2019)
	10		Rickea Jackson vs Mississippi St. (N) (12/19/2019)
	10		Tytionia Adderly vs FGCU (N) (11/29/2019)
	10		Queen Egbo at Baylor (11/19/2019)
	10		Krislyn Marsh vs Howard (11/12/2019)
	10		Joyner Holmes vs Texas (11/08/2019)
ASSISTS	8		Gina Marxen vs Idaho (12/15/2019)
	7		Didi Richards at Baylor (11/19/2019)
STEALS	6		Alexis Gaulden at Tulsa (01/12/2020)
	6		Latecia Smith at UNLV (12/21/2019)
BLOCKED SHOTS	3		Erin DeGrate at Baylor (11/19/2019)
	2		Courtajia Sanders vs UCF (01/19/2020)
	2		Angel Rizor vs Cincinnati (01/05/2020)
	2		Jordan Danberry vs Mississippi St. (N) (12/19/2019)
	2		Didi Richards at Baylor (11/19/2019)
	2		Sofya Pashigoreva vs VCU (11/15/2019)
	2		Imani Bryant vs Howard (11/12/2019)
	2		Jayla Myles vs Howard (11/12/2019)
TURNOVERS	9		Ayonna Williams vs Howard (11/12/2019)
	7		Alexis Gaulden at Tulsa (01/12/2020)



**2019-20 South Fla. Women's Basketball
Player Highs Analysis
All games**

Page 4/4
as of Jan 19, 2020

Opponent - Individual Game Highs

FOULS	5	Natalie Klinker vs Idaho (12/15/2019)
	5	Marta Snizek vs Notre Dame (N) (11/30/2019)
	5	Davion Wingate vs FGCU (N) (11/29/2019)
	5	Queen Egbo at Baylor (11/19/2019)
	5	Sarah Edmond vs Howard (11/12/2019)
	5	Celeste Taylor vs Texas (11/08/2019)
	5	Shekinah Rachel vs Jacksonville (11/05/2019)
	5	Jada Perry vs Jacksonville (11/05/2019)



2019-20 South Fla. Women's Basketball
Individual Game-by-Game
All games

Page 1/13
as of Jan 19, 2020

#0 PEHADZIC, Enna

Opponent	Date	GS	MIN	Total		3-Pointers		Free throws		Rebounds				PF	A	T/O	BLK	STL	PTS	AVG
				FG-FGA	PCT	3FG-3FGA	PCT	FT-FTA	PCT	OFF	DEF	TOT	AVG							
Jacksonville	11/05/2019	*	21:11	6-12	.500	6-9	.667	2-5	.400	1	0	1	1.0	2	0	2	0	0	20	20.0
Texas	11/08/2019	*	29:51	5-13	.385	3-10	.300	3-4	.750	0	3	3	2.0	3	1	0	0	2	16	18.0
Howard	11/12/2019	*	22:05	5-12	.417	4-8	.500	2-2	1.000	0	2	2	2.0	2	0	1	0	0	16	17.3
VCU	11/15/2019	*	20:05	3-9	.333	3-5	.600	1-2	.500	1	1	2	2.0	1	2	0	0	0	10	15.5
at Baylor	11/19/2019	*	27:60	1-10	.100	1-6	.167	0-2	.000	3	1	4	2.4	3	2	3	0	2	3	13.0
Saint Francis (PA)	11/24/2019	*	17:26	2-6	.333	2-4	.500	0-0	.000	0	1	1	2.2	1	0	0	0	0	6	11.8
vs South Dakota St.	11/28/2019	*	24:51	2-9	.222	1-8	.125	0-0	.000	0	0	0	1.9	1	1	2	0	1	5	10.9
vs FGCU	11/29/2019		14:49	0-2	.000	0-2	.000	0-0	.000	1	1	2	1.9	1	1	2	0	1	0	9.5
vs Notre Dame	11/30/2019		21:07	2-9	.222	2-7	.286	0-0	.000	3	2	5	2.2	3	2	0	0	0	6	9.1
Alabama St.	12/06/2019		17:12	2-6	.333	1-4	.250	0-0	.000	2	2	4	2.4	1	2	1	0	1	5	8.7
Idaho	12/15/2019	*	17:36	0-10	.000	0-6	.000	0-0	.000	1	2	3	2.5	1	0	0	0	0	0	7.9
vs Mississippi St.	12/19/2019	*	17:39	1-7	.143	1-4	.250	2-2	1.000	1	3	4	2.6	0	0	2	0	0	5	7.7
at UNLV	12/21/2019		16:28	2-5	.400	1-4	.250	2-2	1.000	0	3	3	2.6	3	0	4	0	1	7	7.6
Brown	12/30/2019		13:49	1-3	.333	1-3	.333	0-0	.000	0	2	2	2.6	0	2	0	0	0	3	7.3
Cincinnati	01/05/2020		01:23	0-0	.000	0-0	.000	0-0	.000	0	0	0	2.4	0	0	0	0	0	0	6.8
at Tulsa	01/12/2020		12:13	2-4	.500	0-1	.000	0-0	.000	1	1	2	2.4	1	0	2	0	1	4	6.6
at Temple	01/16/2020		03:09	0-0	.000	0-0	.000	0-0	.000	0	0	0	2.2	0	0	0	0	0	0	6.2
Totals		9	298:54	34-117	.291	26-81	.321	12-19	.632	14	24	38	2.2	23	13	19	0	9	106	6.2

Player Averages

Games Played	Minutes/ game	Points/ game	FG Pct	3FG Pct	FT Pct	Rebounds/ game	Assists/ game	Turnovers/ game	Assist/Turnover ratio	Steals/ game	Blocks/ game
17	17.6	6.2	29.1	32.1	63.2	2.2	0.8	1.1	0.7	0.5	0.0



**2019-20 South Fla. Women's Basketball
Individual Game-by-Game
All games**

Page 2/13
as of Jan 19, 2020

#1 ALVAREZ, Maria

Opponent	Date	GS	MIN	Total		3-Pointers		Free throws		Rebounds				PF	A	T/O	BLK	STL	PTS	AVG
				FG-FGA	PCT	3FG-3FGA	PCT	FT-FTA	PCT	OFF	DEF	TOT	AVG							
Jacksonville	11/05/2019		27:53	4-9	.444	3-8	.375	0-1	.000	2	1	3	3.0	1	5	5	0	2	11	11.0
Texas	11/08/2019		20:31	3-12	.250	2-8	.250	0-2	.000	0	2	2	2.5	1	2	1	0	0	8	9.5
Howard	11/12/2019		23:49	4-8	.500	2-6	.333	1-4	.250	0	4	4	3.0	0	4	0	0	1	11	10.0
VCU	11/15/2019		29:44	7-10	.700	5-7	.714	1-2	.500	0	1	1	2.5	4	3	3	0	2	20	12.5
at Baylor	11/19/2019	*	28:39	2-9	.222	1-8	.125	1-2	.500	0	2	2	2.4	3	1	1	0	2	6	11.2
Saint Francis (PA)	11/24/2019	*	25:08	0-4	.000	0-3	.000	0-0	.000	1	1	2	2.3	2	2	1	0	1	0	9.3
vs South Dakota St.	11/28/2019		24:57	1-7	.143	0-6	.000	0-0	.000	0	1	1	2.1	3	2	1	0	1	2	8.3
vs FGCU	11/29/2019		27:44	4-11	.364	4-9	.444	2-3	.667	0	2	2	2.1	5	6	2	0	0	14	9.0
vs Notre Dame	11/30/2019	*	26:08	3-14	.214	2-13	.154	0-0	.000	2	1	3	2.2	1	2	2	0	1	8	8.9
Alabama St.	12/06/2019		23:55	6-11	.545	6-11	.545	0-0	.000	1	2	3	2.3	0	3	0	0	0	18	9.8
Idaho	12/15/2019	*	37:02	4-9	.444	4-7	.571	2-2	1.000	0	4	4	2.5	1	4	0	0	0	14	10.2
vs Mississippi St.	12/19/2019	*	32:50	4-10	.400	4-8	.500	0-0	.000	0	6	6	2.8	3	6	3	0	1	12	10.3
at UNLV	12/21/2019	*	34:47	1-6	.167	1-5	.200	0-0	.000	1	5	6	3.0	0	4	5	0	1	3	9.8
Brown	12/30/2019	*	24:57	0-6	.000	0-6	.000	3-4	.750	0	1	1	2.9	0	2	0	0	2	3	9.3
Cincinnati	01/05/2020	*	21:41	1-5	.200	0-3	.000	0-0	.000	0	4	4	2.9	2	3	1	0	1	2	8.8
Totals		8	409:45	44-131	.336	34-108	.315	10-20	.500	7	37	44	2.9	26	49	25	0	15	132	8.8

Player Averages

Games Played	Minutes/game	Points/game	FG Pct	3FG Pct	FT Pct	Rebounds/game	Assists/game	Turnovers/game	Assist/Turnover ratio	Steals/game	Blocks/game
15	27.3	8.8	33.6	31.5	50.0	2.9	3.3	1.7	2.0	1.0	0.0



2019-20 South Fla. Women's Basketball
Individual Game-by-Game
All games

Page 3/13
as of Jan 19, 2020

#2 LAZIC, Mihaela

Opponent	Date	GS	MIN	Total		3-Pointers		Free throws		Rebounds										
				FG-FGA	PCT	3FG-3FGA	PCT	FT-FTA	PCT	OFF	DEF	TOT	AVG	PF	A	T/O	BLK	STL	PTS	AVG
Jacksonville	11/05/2019		08:28	0-1	.000	0-1	.000	0-0	.000	0	2	2	2.0	1	0	0	0	0	0	0.0
Totals		0	08:28	0-1	.000	0-1	.000	0-0	.000	0	2	2	2.0	1	0	0	0	0	0	0.0

Player Averages

Games Played	Minutes/ game	Points/ game	FG Pct	3FG Pct	FT Pct	Rebounds/ game	Assists/ game	Turnovers/ game	Assist/Turnover ratio	Steals/ game	Blocks/ game
1	8.5	0.0	0.0	0.0	0.0	2.0	0.0	0.0	0.0	0.0	0.0



2019-20 South Fla. Women's Basketball
Individual Game-by-Game
All games

Page 4/13
as of Jan 19, 2020

#3 HARVEY, Sydni

Opponent	Date	GS	MIN	Total		3-Pointers		Free throws		Rebounds				PF	A	T/O	BLK	STL	PTS	AVG
				FG-FGA	PCT	3FG-3FGA	PCT	FT-FTA	PCT	OFF	DEF	TOT	AVG							
Idaho	12/15/2019		14:29	3-5	.600	0-1	.000	2-2	1.000	0	0	0	0.0	0	3	0	0	2	8	8.0
vs Mississippi St.	12/19/2019		17:17	2-8	.250	1-2	.500	3-4	.750	1	1	2	1.0	3	1	5	0	1	8	8.0
at UNLV	12/21/2019	*	18:05	2-6	.333	1-3	.333	0-0	.000	0	0	0	0.7	2	0	2	0	1	5	7.0
Brown	12/30/2019	*	14:22	0-2	.000	0-1	.000	0-0	.000	0	1	1	0.8	1	2	0	0	0	0	5.3
Cincinnati	01/05/2020		24:15	4-12	.333	3-6	.500	7-7	1.000	0	0	0	0.6	1	1	3	0	1	18	7.8
at Tulsa	01/12/2020	*	25:25	6-11	.545	6-7	.857	2-2	1.000	0	3	3	1.0	3	1	3	0	2	20	9.8
at Temple	01/16/2020	*	27:11	5-10	.500	1-2	.500	8-11	.727	1	0	1	1.0	1	0	1	0	1	19	11.1
UCF	01/19/2020	*	30:50	1-8	.125	1-4	.250	4-4	1.000	1	0	1	1.0	3	2	3	1	2	7	10.6
Totals		5	171:54	23-62	.371	13-26	.500	26-30	.867	3	5	8	1.0	14	10	17	1	10	85	10.6

Player Averages

Games Played	Minutes/game	Points/game	FG Pct	3FG Pct	FT Pct	Rebounds/game	Assists/game	Turnovers/game	Assist/Turnover ratio	Steals/game	Blocks/game
8	21.5	10.6	37.1	50.0	86.7	1.0	1.3	2.1	0.6	1.3	0.1



**2019-20 South Fla. Women's Basketball
Individual Game-by-Game
All games**

Page 5/13
as of Jan 19, 2020

#4 PINZAN, Elisa

Opponent	Date	GS	MIN	Total		3-Pointers		Free throws		Rebounds				PF	A	T/O	BLK	STL	PTS	AVG
				FG-FGA	PCT	3FG-3FGA	PCT	FT-FTA	PCT	OFF	DEF	TOT	AVG							
Jacksonville	11/05/2019	*	28:30	4-10	.400	1-4	.250	0-0	.000	1	6	7	7.0	0	5	0	0	1	9	9.0
Texas	11/08/2019	*	40:00	1-7	.143	0-2	.000	7-8	.875	0	3	3	5.0	2	5	4	0	0	9	9.0
Howard	11/12/2019	*	30:03	2-9	.222	1-3	.333	0-0	.000	1	3	4	4.7	1	4	3	0	2	5	7.7
VCU	11/15/2019	*	34:36	5-12	.417	2-5	.400	1-2	.500	0	4	4	4.5	0	8	2	0	3	13	9.0
at Baylor	11/19/2019	*	39:11	5-14	.357	4-7	.571	0-0	.000	0	1	1	3.8	1	6	3	0	2	14	10.0
Saint Francis (PA)	11/24/2019	*	20:41	2-3	.667	0-1	.000	0-0	.000	0	1	1	3.3	0	2	2	0	0	4	9.0
vs South Dakota St.	11/28/2019	*	34:57	3-11	.273	1-8	.125	0-0	.000	0	0	0	2.9	1	2	1	0	3	7	8.7
vs FGCU	11/29/2019	*	22:13	2-4	.500	2-3	.667	0-0	.000	0	3	3	2.9	5	0	3	0	0	6	8.4
vs Notre Dame	11/30/2019		22:22	2-11	.182	0-7	.000	0-1	.000	0	0	0	2.6	1	3	3	1	0	4	7.9
Alabama St.	12/06/2019	*	27:33	3-7	.429	3-5	.600	0-0	.000	1	1	2	2.5	1	7	2	0	0	9	8.0
at Tulsa	01/12/2020		31:40	2-6	.333	1-5	.200	3-4	.750	0	2	2	2.5	0	7	5	0	0	8	8.0
at Temple	01/16/2020		29:35	0-3	.000	0-2	.000	2-2	1.000	1	4	5	2.7	1	7	2	0	1	2	7.5
UCF	01/19/2020	*	40:00	8-15	.533	7-12	.583	0-0	.000	0	1	1	2.5	0	5	1	0	2	23	8.7
Totals			10	401:22	.348	22-64	.344	13-17	.765	4	29	33	2.5	13	61	31	1	14	113	8.7

Player Averages

Games Played	Minutes/game	Points/game	FG Pct	3FG Pct	FT Pct	Rebounds/game	Assists/game	Turnovers/game	Assist/Turnover ratio	Steals/game	Blocks/game
13	30.9	8.7	34.8	34.4	76.5	2.5	4.7	2.4	2.0	1.1	0.1



2019-20 South Fla. Women's Basketball
Individual Game-by-Game
All games

Page 6/13
as of Jan 19, 2020

#5 TSINEKE, Elena

Opponent	Date	GS	MIN	Total		3-Pointers		Free throws		Rebounds				PF	A	T/O	BLK	STL	PTS	AVG
				FG-FGA	PCT	3FG-3FGA	PCT	FT-FTA	PCT	OFF	DEF	TOT	AVG							
Saint Francis (PA)	11/24/2019		20:33	4-8	.500	1-2	.500	4-5	.800	1	0	1	1.0	1	0	2	0	1	13	13.0
vs South Dakota St.	11/28/2019		13:01	2-4	.500	0-1	.000	0-0	.000	1	2	3	2.0	2	0	3	0	0	4	8.5
vs FGCU	11/29/2019	*	28:46	5-9	.556	2-4	.500	7-8	.875	0	0	0	1.3	4	2	3	0	2	19	12.0
vs Notre Dame	11/30/2019	*	31:53	4-14	.286	4-12	.333	0-0	.000	1	3	4	2.0	2	0	2	0	0	12	12.0
Alabama St.	12/06/2019	*	20:21	6-11	.545	3-7	.429	0-0	.000	1	0	1	1.8	3	1	2	1	0	15	12.6
Idaho	12/15/2019	*	21:45	4-13	.308	0-3	.000	4-4	1.000	2	1	3	2.0	1	1	3	0	0	12	12.5
vs Mississippi St.	12/19/2019	*	21:48	4-11	.364	1-4	.250	1-2	.500	1	2	3	2.1	3	2	5	0	2	10	12.1
at UNLV	12/21/2019		13:60	2-7	.286	1-4	.250	2-2	1.000	0	0	0	1.9	2	1	1	0	0	7	11.5
Brown	12/30/2019		27:17	6-13	.462	3-7	.429	2-3	.667	0	1	1	1.8	4	1	2	0	1	17	12.1
Cincinnati	01/05/2020	*	36:26	5-10	.500	3-7	.429	6-6	1.000	2	1	3	1.9	1	4	2	0	0	19	12.8
at Tulsa	01/12/2020	*	17:01	1-4	.250	0-1	.000	2-3	.667	0	1	1	1.8	2	2	3	1	0	4	12.0
at Temple	01/16/2020	*	31:48	7-15	.467	4-7	.571	2-2	1.000	1	4	5	2.1	4	2	2	0	1	20	12.7
UCF	01/19/2020		12:17	0-3	.000	0-2	.000	0-0	.000	0	1	1	2.0	1	1	0	0	0	0	11.7
Totals		8	296:55	50-122	.410	22-61	.361	30-35	.857	10	16	26	2.0	30	17	30	2	7	152	11.7

Player Averages

Games Played	Minutes/game	Points/game	FG Pct	3FG Pct	FT Pct	Rebounds/game	Assists/game	Turnovers/game	Assist/Turnover ratio	Steals/game	Blocks/game
13	22.8	11.7	41.0	36.1	85.7	2.0	1.3	2.3	0.6	0.5	0.2



2019-20 South Fla. Women's Basketball
Individual Game-by-Game
All games

Page 7/13
as of Jan 19, 2020

#12 BERMEJO, Cristina

Opponent	Date	GS	MIN	Total		3-Pointers		Free throws		Rebounds											
				FG-FGA	PCT	3FG-3FGA	PCT	FT-FTA	PCT	OFF	DEF	TOT	AVG	PF	A	T/O	BLK	STL	PTS	AVG	
Jacksonville	11/05/2019		12:21	1-3	.333	0-1	.000	0-0	.000	0	4	4	4.0	2	1	1	2	1	2	2.0	
Howard	11/12/2019		11:35	0-2	.000	0-2	.000	0-0	.000	1	0	1	2.5	3	1	2	0	1	0	1.0	
VCU	11/15/2019		05:27	0-0	.000	0-0	.000	0-0	.000	0	1	1	2.0	0	0	0	0	0	0	0.7	
Saint Francis (PA)	11/24/2019		14:14	0-3	.000	0-1	.000	0-0	.000	1	0	1	1.8	1	1	1	0	2	0	0.5	
vs FGCU	11/29/2019		00:08	0-0	.000	0-0	.000	0-0	.000	0	0	0	1.4	1	0	0	0	0	0	0.4	
Alabama St.	12/06/2019		10:26	0-3	.000	0-1	.000	0-0	.000	0	2	2	1.5	4	1	0	2	0	0	0.3	
Idaho	12/15/2019		18:14	4-9	.444	2-5	.400	0-0	.000	0	5	5	2.0	0	2	1	0	1	10	1.7	
vs Mississippi St.	12/19/2019		08:41	0-0	.000	0-0	.000	0-0	.000	1	0	1	1.9	1	1	2	0	0	0	1.5	
at UNLV	12/21/2019		08:31	0-3	.000	0-2	.000	1-2	.500	1	1	2	1.9	1	0	1	1	0	1	1.4	
Brown	12/30/2019		04:35	0-1	.000	0-1	.000	0-0	.000	0	1	1	1.8	0	0	3	0	0	0	1.3	
Cincinnati	01/05/2020		00:11	0-0	.000	0-0	.000	0-0	.000	0	0	0	1.6	0	0	0	0	0	0	1.2	
at Tulsa	01/12/2020		06:19	0-0	.000	0-0	.000	0-0	.000	0	1	1	1.6	1	0	0	0	0	0	1.1	
Totals		0	100:41	5-24	.208	2-13	.154	1-2	.500	4	15	19	1.6	14	7	11	5	5	13	1.1	

Player Averages

Games Played	Minutes/ game	Points/ game	FG Pct	3FG Pct	FT Pct	Rebounds/ game	Assists/ game	Turnovers/ game	Assist/Turnover ratio	Steals/ game	Blocks/ game
12	8.4	1.1	20.8	15.4	50.0	1.6	0.6	0.9	0.6	0.4	0.4



2019-20 South Fla. Women's Basketball
Individual Game-by-Game
All games

Page 8/13
as of Jan 19, 2020

#14 SEPTE, Luize

Opponent	Date	GS	MIN	Total		3-Pointers		Free throws		Rebounds				PF	A	T/O	BLK	STL	PTS	AVG
				FG-FGA	PCT	3FG-3FGA	PCT	FT-FTA	PCT	OFF	DEF	TOT	AVG							
Jacksonville	11/05/2019		16:41	1-2	.500	0-0	.000	3-4	.750	2	1	3	3.0	0	1	2	0	0	5	5.0
Texas	11/08/2019		12:10	1-3	.333	0-0	.000	1-1	1.000	2	2	4	3.5	2	0	1	0	0	3	4.0
Howard	11/12/2019	*	14:44	3-5	.600	0-0	.000	0-0	.000	2	0	2	3.0	1	1	0	0	0	6	4.7
VCU	11/15/2019		12:11	0-4	.000	0-0	.000	0-0	.000	1	0	1	2.5	0	0	0	0	0	0	3.5
at Baylor	11/19/2019		07:13	0-0	.000	0-0	.000	1-2	.500	0	1	1	2.2	1	2	1	0	0	1	3.0
Saint Francis (PA)	11/24/2019		21:60	2-6	.333	0-0	.000	0-0	.000	2	3	5	2.7	2	2	1	0	2	4	3.2
vs South Dakota St.	11/28/2019		13:55	0-0	.000	0-0	.000	1-2	.500	1	2	3	2.7	2	0	1	1	1	1	2.9
vs FGCU	11/29/2019	*	23:30	3-3	1.000	0-0	.000	0-1	.000	0	4	4	2.9	4	1	4	2	0	6	3.3
vs Notre Dame	11/30/2019		17:08	3-6	.500	0-0	.000	0-0	.000	2	1	3	2.9	4	0	1	1	1	6	3.6
Alabama St.	12/06/2019	*	14:37	1-3	.333	0-0	.000	1-5	.200	1	0	1	2.7	3	2	2	1	1	3	3.5
Totals		3	154:09	14-32	.438	0-0	.000	7-15	.467	13	14	27	2.7	19	9	13	5	5	35	3.5

Player Averages

Games Played	Minutes/game	Points/game	FG Pct	3FG Pct	FT Pct	Rebounds/game	Assists/game	Turnovers/game	Assist/Turnover ratio	Steals/game	Blocks/game
10	15.4	3.5	43.8	0.0	46.7	2.7	0.9	1.3	0.7	0.5	0.5



**2019-20 South Fla. Women's Basketball
Individual Game-by-Game
All games**

Page 9/13
as of Jan 19, 2020

#20 MUNUNGA, Bethy

Opponent	Date	GS	MIN	Total		3-Pointers		Free throws		Rebounds				PF	A	T/O	BLK	STL	PTS	AVG
				FG-FGA	PCT	3FG-3FGA	PCT	FT-FTA	PCT	OFF	DEF	TOT	AVG							
Jacksonville	11/05/2019	*	23:19	5-8	.625	0-0	.000	1-2	.500	5	7	12	12.0	2	2	3	1	1	11	11.0
Texas	11/08/2019	*	27:41	6-8	.750	0-0	.000	0-0	.000	3	5	8	10.0	3	1	4	3	0	12	11.5
Howard	11/12/2019	*	20:53	6-9	.667	0-0	.000	2-5	.400	7	4	11	10.3	4	0	2	0	2	14	12.3
VCU	11/15/2019	*	29:15	6-7	.857	0-0	.000	2-2	1.000	6	6	12	10.8	0	2	3	2	1	14	12.8
at Baylor	11/19/2019	*	39:05	6-12	.500	1-1	1.000	3-7	.429	5	7	12	11.0	4	1	4	1	3	16	13.4
Saint Francis (PA)	11/24/2019	*	20:51	4-6	.667	0-0	.000	0-0	.000	1	5	6	10.2	1	1	3	0	0	8	12.5
vs South Dakota St.	11/28/2019	*	26:05	5-13	.385	0-0	.000	5-5	1.000	7	5	12	10.4	4	1	3	0	3	15	12.9
vs FGCU	11/29/2019	*	28:21	4-13	.308	0-1	.000	0-0	.000	3	9	12	10.6	3	3	4	1	0	8	12.3
vs Notre Dame	11/30/2019	*	29:36	2-4	.500	0-0	.000	0-0	.000	4	6	10	10.6	2	1	4	2	1	4	11.3
Alabama St.	12/06/2019	*	01:35	1-1	1.000	0-0	.000	0-0	.000	0	0	0	9.5	0	0	0	1	0	2	10.4
Brown	12/30/2019	*	37:06	5-14	.357	0-2	.000	6-6	1.000	7	7	14	9.9	1	2	1	3	1	16	10.9
Cincinnati	01/05/2020	*	27:59	7-10	.700	0-0	.000	2-4	.500	5	2	7	9.7	4	1	1	0	3	16	11.3
at Tulsa	01/12/2020	*	27:44	2-7	.286	0-1	.000	2-2	1.000	2	7	9	9.6	3	0	2	1	0	6	10.9
at Temple	01/16/2020	*	28:15	1-6	.167	0-0	.000	4-4	1.000	2	7	9	9.6	4	1	4	1	2	6	10.6
UCF	01/19/2020	*	32:07	5-10	.500	0-0	.000	2-4	.500	3	6	9	9.5	4	2	4	1	1	12	10.7
Totals		15	399:52	65-128	.508	1-5	.200	29-41	.707	60	83	143	9.5	39	18	42	17	18	160	10.7

Player Averages

Games Played	Minutes/game	Points/game	FG Pct	3FG Pct	FT Pct	Rebounds/game	Assists/game	Turnovers/game	Assist/Turnover ratio	Steals/game	Blocks/game
15	26.7	10.7	50.8	20.0	70.7	9.5	1.2	2.8	0.4	1.2	1.1



2019-20 South Fla. Women's Basketball
Individual Game-by-Game
All games

Page 10/13
as of Jan 19, 2020

#21 LEVERETT, Shae

Opponent	Date	GS	MIN	Total		3-Pointers		Free throws		Rebounds				PF	A	T/O	BLK	STL	PTS	AVG
				FG-FGA	PCT	3FG-3FGA	PCT	FT-FTA	PCT	OFF	DEF	TOT	AVG							
Jacksonville	11/05/2019		16:14	0-2	.000	0-0	.000	0-2	.000	3	3	6	6.0	0	1	0	0	0	0	0.0
Texas	11/08/2019		24:00	2-4	.500	0-0	.000	0-2	.000	4	2	6	6.0	3	0	2	1	0	4	2.0
Howard	11/12/2019		21:24	2-3	.667	0-0	.000	0-0	.000	4	1	5	5.7	2	0	1	0	2	4	2.7
VCU	11/15/2019		12:20	1-1	1.000	0-0	.000	0-3	.000	3	0	3	5.0	3	0	1	0	0	2	2.5
at Baylor	11/19/2019		20:09	0-2	.000	0-0	.000	0-0	.000	3	5	8	5.6	5	0	3	1	1	0	2.0
Saint Francis (PA)	11/24/2019		25:46	5-8	.625	0-0	.000	2-4	.500	7	6	13	6.8	2	0	1	0	2	12	3.7
vs South Dakota St.	11/28/2019		14:56	2-2	1.000	0-0	.000	0-0	.000	3	1	4	6.4	1	0	2	0	1	4	3.7
vs FGCU	11/29/2019	*	15:02	3-4	.750	0-0	.000	0-0	.000	3	2	5	6.3	3	1	1	0	0	6	4.0
vs Notre Dame	11/30/2019		27:27	4-6	.667	0-0	.000	3-4	.750	7	2	9	6.6	2	2	1	1	0	11	4.8
Alabama St.	12/06/2019	*	20:08	2-2	1.000	0-0	.000	0-0	.000	3	4	7	6.6	2	1	0	2	0	4	4.7
Idaho	12/15/2019		32:43	4-5	.800	0-0	.000	5-9	.556	5	4	9	6.8	1	0	2	1	0	13	5.5
vs Mississippi St.	12/19/2019		24:39	1-1	1.000	0-0	.000	1-4	.250	1	2	3	6.5	5	0	2	0	1	3	5.3
at UNLV	12/21/2019		25:29	2-2	1.000	0-0	.000	5-7	.714	5	2	7	6.5	1	0	1	1	0	9	5.5
Brown	12/30/2019		09:21	0-0	.000	0-0	.000	0-0	.000	0	0	0	6.1	0	0	0	0	0	0	5.1
Cincinnati	01/05/2020		18:57	1-1	1.000	0-0	.000	0-0	.000	2	5	7	6.1	3	0	1	2	1	2	4.9
at Tulsa	01/12/2020		28:58	1-1	1.000	0-0	.000	1-4	.250	0	4	4	6.0	3	1	0	1	2	3	4.8
at Temple	01/16/2020		10:26	1-5	.200	0-0	.000	0-0	.000	1	1	2	5.8	0	0	0	0	0	2	4.6
Totals		2	347:60	31-49	.633	0-0	.000	17-39	.436	54	44	98	5.8	36	6	18	10	10	79	4.6

Player Averages

Games Played	Minutes/game	Points/game	FG Pct	3FG Pct	FT Pct	Rebounds/game	Assists/game	Turnovers/game	Assist/Turnover ratio	Steals/game	Blocks/game
17	20.5	4.6	63.3	0.0	43.6	5.8	0.4	1.1	0.3	0.6	0.6



2019-20 South Fla. Women's Basketball
Individual Game-by-Game
All games

Page 11/13
as of Jan 19, 2020

#22 BRABENCOVA, Kristyna

Opponent	Date	GS	MIN	Total		3-Pointers		Free throws		Rebounds				PF	A	T/O	BLK	STL	PTS	AVG
				FG-FGA	PCT	3FG-3FGA	PCT	FT-FTA	PCT	OFF	DEF	TOT	AVG							
Jacksonville	11/05/2019	*	21:36	1-7	.143	0-2	.000	0-2	.000	3	2	5	5.0	1	0	2	2	0	2	2.0
Texas	11/08/2019	*	18:10	1-7	.143	0-2	.000	2-2	1.000	0	2	2	3.5	1	3	2	0	1	4	3.0
Howard	11/12/2019		29:42	3-9	.333	0-1	.000	5-6	.833	1	4	5	4.0	2	3	1	0	2	11	5.7
VCU	11/15/2019	*	23:24	3-7	.429	0-1	.000	1-3	.333	0	0	0	3.0	4	2	4	0	3	7	6.0
at Baylor	11/19/2019		13:30	1-6	.167	0-2	.000	0-0	.000	1	0	1	2.6	5	1	1	1	0	2	5.2
Saint Francis (PA)	11/24/2019		18:47	2-9	.222	1-5	.200	0-2	.000	0	1	1	2.3	0	1	2	1	0	5	5.2
vs South Dakota St.	11/28/2019	*	22:14	3-7	.429	2-6	.333	0-0	.000	0	0	0	2.0	2	1	4	1	0	8	5.6
vs FGCU	11/29/2019		14:29	3-6	.500	1-2	.500	1-2	.500	1	0	1	1.9	2	0	0	1	0	8	5.9
vs Notre Dame	11/30/2019	*	12:49	0-4	.000	0-2	.000	0-0	.000	1	0	1	1.8	3	1	1	0	0	0	5.2
Alabama St.	12/06/2019		20:10	6-11	.545	4-9	.444	0-0	.000	1	3	4	2.0	4	3	2	0	1	16	6.3
Idaho	12/15/2019		25:30	1-6	.167	0-2	.000	0-0	.000	7	4	11	2.8	2	1	3	0	0	2	5.9
vs Mississippi St.	12/19/2019		30:26	4-16	.250	2-5	.400	1-2	.500	3	5	8	3.3	4	2	0	3	0	11	6.3
at UNLV	12/21/2019	*	36:40	4-13	.308	1-8	.125	0-0	.000	2	2	4	3.3	4	2	3	0	0	9	6.5
Brown	12/30/2019	*	35:00	7-12	.583	2-6	.333	0-0	.000	1	7	8	3.6	4	2	0	3	1	16	7.2
Cincinnati	01/05/2020	*	36:04	4-16	.250	2-7	.286	0-0	.000	2	4	6	3.8	4	7	1	0	1	10	7.4
at Tulsa	01/12/2020	*	33:22	6-9	.667	2-3	.667	3-3	1.000	0	5	5	3.9	2	2	3	2	3	17	8.0
at Temple	01/16/2020	*	28:22	1-8	.125	0-5	.000	1-2	.500	1	3	4	3.9	3	3	1	0	0	3	7.7
UCF	01/19/2020	*	36:53	2-8	.250	2-7	.286	2-2	1.000	2	3	5	3.9	3	2	5	2	2	8	7.7
Totals			11 457:08	52-161	.323	19-75	.253	16-26	.615	26	45	71	3.9	50	36	35	16	14	139	7.7

Player Averages

Games Played	Minutes/game	Points/game	FG Pct	3FG Pct	FT Pct	Rebounds/game	Assists/game	Turnovers/game	Assist/Turnover ratio	Steals/game	Blocks/game
18	25.4	7.7	32.3	25.3	61.5	3.9	2.0	1.9	1.0	0.8	0.9



2019-20 South Fla. Women's Basketball
Individual Game-by-Game
All games

Page 12/13
as of Jan 19, 2020

#23 HENSHAW, Tamara

Opponent	Date	GS	MIN	Total		3-Pointers		Free throws		Rebounds				PF	A	T/O	BLK	STL	PTS	AVG
				FG-FGA	PCT	3FG-3FGA	PCT	FT-FTA	PCT	OFF	DEF	TOT	AVG							
Jacksonville	11/05/2019	*	15:13	1-6	.167	0-1	.000	0-0	.000	1	7	8	8.0	1	1	0	2	1	2	2.0
Texas	11/08/2019		11:37	3-4	.750	0-1	.000	0-0	.000	2	2	4	6.0	1	0	1	0	0	6	4.0
Howard	11/12/2019	*	11:11	2-5	.400	0-0	.000	4-6	.667	1	2	3	5.0	3	0	1	1	1	8	5.3
VCU	11/15/2019		17:30	0-3	.000	0-0	.000	3-4	.750	5	3	8	5.8	2	0	0	0	1	3	4.8
at Baylor	11/19/2019		13:11	2-3	.667	0-0	.000	0-0	.000	2	3	5	5.6	5	0	2	0	1	4	4.6
Saint Francis (PA)	11/24/2019	*	14:35	5-6	.833	0-0	.000	0-0	.000	2	1	3	5.2	1	3	0	1	0	10	5.5
vs South Dakota St.	11/28/2019	*	17:17	2-4	.500	0-0	.000	0-0	.000	2	3	5	5.1	3	1	1	0	0	4	5.3
vs FGCU	11/29/2019		23:16	4-9	.444	0-0	.000	2-3	.667	4	5	9	5.6	0	0	0	0	1	10	5.9
vs Notre Dame	11/30/2019	*	08:28	0-2	.000	0-0	.000	0-0	.000	2	3	5	5.6	1	1	2	0	0	0	5.2
Alabama St.	12/06/2019		25:28	1-4	.250	0-0	.000	0-0	.000	4	11	15	6.5	1	2	2	1	1	2	4.9
Idaho	12/15/2019	*	25:30	0-2	.000	0-0	.000	6-8	.750	5	7	12	7.0	2	0	2	1	0	6	5.0
vs Mississippi St.	12/19/2019	*	31:19	3-3	1.000	0-0	.000	0-0	.000	4	6	10	7.3	1	0	4	1	2	6	5.1
at UNLV	12/21/2019	*	31:29	4-10	.400	0-0	.000	0-2	.000	4	9	13	7.7	4	1	1	1	1	8	5.3
Brown	12/30/2019	*	28:40	6-11	.545	0-0	.000	3-4	.750	5	5	10	7.9	3	1	2	0	1	15	6.0
Cincinnati	01/05/2020	*	29:37	4-6	.667	0-0	.000	1-2	.500	2	5	7	7.8	1	1	3	0	1	9	6.2
at Tulsa	01/12/2020	*	10:31	2-3	.667	0-0	.000	0-0	.000	1	2	3	7.5	4	1	0	0	1	4	6.1
at Temple	01/16/2020	*	25:24	4-8	.500	0-0	.000	0-0	.000	2	4	6	7.4	2	0	1	0	0	8	6.2
UCF	01/19/2020	*	32:14	1-4	.250	0-0	.000	2-2	1.000	2	2	4	7.2	4	2	2	2	1	4	6.1
Totals			13 372:29	44-93	.473	0-2	.000	21-31	.677	50	80	130	7.2	39	14	24	10	13	109	6.1

Player Averages

Games Played	Minutes/game	Points/game	FG Pct	3FG Pct	FT Pct	Rebounds/game	Assists/game	Turnovers/game	Assist/Turnover ratio	Steals/game	Blocks/game
18	20.7	6.1	47.3	0.0	67.7	7.2	0.8	1.3	0.6	0.7	0.6



**2019-20 South Fla. Women's Basketball
Individual Game-by-Game
All games**

Page 13/13
as of Jan 19, 2020

#31 JORDAO, Beatriz

Opponent	Date	GS	MIN	Total		3-Pointers		Free throws		Rebounds				PF	A	T/O	BLK	STL	PTS	AVG
				FG-FGA	PCT	3FG-3FGA	PCT	FT-FTA	PCT	OFF	DEF	TOT	AVG							
Jacksonville	11/05/2019		08:33	3-4	.750	0-0	.000	2-2	1.000	2	0	2	2.0	1	0	0	0	0	8	8.0
Texas	11/08/2019	*	16:00	1-2	.500	0-0	.000	0-0	.000	1	1	2	2.0	4	0	3	1	0	2	5.0
Howard	11/12/2019		14:34	2-8	.250	0-0	.000	3-4	.750	2	4	6	3.3	2	2	1	0	0	7	5.7
VCU	11/15/2019	*	15:28	3-10	.300	0-0	.000	2-2	1.000	3	1	4	3.5	3	2	0	1	0	8	6.3
at Baylor	11/19/2019	*	11:02	0-3	.000	0-0	.000	0-0	.000	0	1	1	3.0	1	0	1	1	0	0	5.0
vs South Dakota St.	11/28/2019		07:47	0-0	.000	0-0	.000	0-0	.000	0	2	2	2.8	0	0	1	0	0	0	4.2
vs FGCU	11/29/2019		01:15	0-1	.000	0-0	.000	0-0	.000	0	0	0	2.4	0	0	1	0	0	0	3.6
vs Notre Dame	11/30/2019		03:02	0-2	.000	0-0	.000	0-0	.000	0	0	0	2.1	1	2	1	0	0	0	3.1
Alabama St.	12/06/2019		18:35	3-5	.600	0-0	.000	0-0	.000	2	7	9	2.9	2	1	4	3	1	6	3.4
Idaho	12/15/2019	*	07:12	1-1	1.000	0-0	.000	0-0	.000	0	0	0	2.6	2	0	1	0	0	2	3.3
vs Mississippi St.	12/19/2019	*	15:21	3-6	.500	0-0	.000	0-0	.000	0	0	0	2.4	1	0	0	1	1	6	3.5
at UNLV	12/21/2019	*	14:31	1-3	.333	0-0	.000	0-0	.000	0	2	2	2.3	0	1	1	0	0	2	3.4
Brown	12/30/2019		04:53	0-1	.000	0-0	.000	0-0	.000	1	1	2	2.3	0	0	0	0	0	0	3.2
Cincinnati	01/05/2020		03:27	0-2	.000	0-0	.000	0-2	.000	2	1	3	2.4	0	0	0	1	0	0	2.9
at Tulsa	01/12/2020		06:47	1-2	.500	0-0	.000	0-2	.000	1	2	3	2.4	0	0	1	1	0	2	2.9
at Temple	01/16/2020		15:50	3-4	.750	0-0	.000	0-0	.000	2	2	4	2.5	2	0	1	2	0	6	3.1
UCF	01/19/2020		15:39	1-6	.167	0-0	.000	1-2	.500	0	5	5	2.6	2	2	1	0	1	3	3.1
Totals		6	179:56	22-60	.367	0-0	.000	8-14	.571	16	29	45	2.6	21	10	17	11	3	52	3.1

Player Averages

Games Played	Minutes/game	Points/game	FG Pct	3FG Pct	FT Pct	Rebounds/game	Assists/game	Turnovers/game	Assist/Turnover ratio	Steals/game	Blocks/game
17	10.6	3.1	36.7	0.0	57.1	2.6	0.6	1.0	0.6	0.2	0.6



2019-20 South Fla. Women's Basketball
Category Leaders
All games

Page 1/3
as of Jan 19, 2020

Points

##	Player	G	Pts	Pts/G
20	Mununga, Bethy	15	160	10.7
5	Tsineke, Elena	13	152	11.7
22	Brabencova, Kristyna	18	139	7.7
1	Alvarez, Maria	15	132	8.8
4	Pinzan, Elisa	13	113	8.7
23	Henshaw, Tamara	18	109	6.1
0	Pehadzic, Enna	17	106	6.2
3	Harvey, Sydni	8	85	10.6
21	Leverett, Shae	17	79	4.6
31	Jordao, Beatriz	17	52	3.1
14	Septe, Luize	10	35	3.5
12	Bermejo, Cristina	12	13	1.1

Scoring Average

##	Player	G	Pts	Pts/G
5	Tsineke, Elena	13	152	11.7
20	Mununga, Bethy	15	160	10.7
3	Harvey, Sydni	8	85	10.6
1	Alvarez, Maria	15	132	8.8
4	Pinzan, Elisa	13	113	8.7
22	Brabencova, Kristyna	18	139	7.7
0	Pehadzic, Enna	17	106	6.2
23	Henshaw, Tamara	18	109	6.1
21	Leverett, Shae	17	79	4.6
14	Septe, Luize	10	35	3.5
31	Jordao, Beatriz	17	52	3.1
12	Bermejo, Cristina	12	13	1.1

Field Goal Percentage

##	Player	FG	Att	Pct
21	Leverett, Shae	31	49	.633
20	Mununga, Bethy	65	128	.508
23	Henshaw, Tamara	44	93	.473
14	Septe, Luize	14	32	.438
5	Tsineke, Elena	50	122	.410
3	Harvey, Sydni	23	62	.371
31	Jordao, Beatriz	22	60	.367
4	Pinzan, Elisa	39	112	.348
1	Alvarez, Maria	44	131	.336
22	Brabencova, Kristyna	52	161	.323
0	Pehadzic, Enna	34	117	.291
12	Bermejo, Cristina	5	24	.208

Field Goal Attempts

##	Player	G	Att	Att/G
22	Brabencova, Kristyna	18	161	8.9
1	Alvarez, Maria	15	131	8.7
20	Mununga, Bethy	15	128	8.5
5	Tsineke, Elena	13	122	9.4
0	Pehadzic, Enna	17	117	6.9

Field Goals Made

##	Player	G	Made	Made/G
20	Mununga, Bethy	15	65	4.3
22	Brabencova, Kristyna	18	52	2.9
5	Tsineke, Elena	13	50	3.8
1	Alvarez, Maria	15	44	2.9
23	Henshaw, Tamara	18	44	2.4

3-Point FG Percentage

##	Player	3FG	Att	Pct
3	Harvey, Sydni	13	26	.500
5	Tsineke, Elena	22	61	.361
4	Pinzan, Elisa	22	64	.344
0	Pehadzic, Enna	26	81	.321
1	Alvarez, Maria	34	108	.315
22	Brabencova, Kristyna	19	75	.253
20	Mununga, Bethy	1	5	.200
12	Bermejo, Cristina	2	13	.154

3-Point FG Attempts

##	Player	G	Att	Att/G
1	Alvarez, Maria	15	108	7.2
0	Pehadzic, Enna	17	81	4.8
22	Brabencova, Kristyna	18	75	4.2
4	Pinzan, Elisa	13	64	4.9
5	Tsineke, Elena	13	61	4.7

3-Point FG Made

##	Player	G	Made	Made/G
1	Alvarez, Maria	15	34	2.3
0	Pehadzic, Enna	17	26	1.5
4	Pinzan, Elisa	13	22	1.7
5	Tsineke, Elena	13	22	1.7
22	Brabencova, Kristyna	18	19	1.1



2019-20 South Fla. Women's Basketball
Category Leaders
All games

Page 2/3
as of Jan 19, 2020

Free Throw Percentage

##	Player	Made	Att	Pct
3	Harvey, Sydney	26	30	.867
5	Tsineke, Elena	30	35	.857
4	Pinzan, Elisa	13	17	.765
20	Mununga, Bethy	29	41	.707
23	Henshaw, Tamara	21	31	.677
0	Pehadzic, Enna	12	19	.632
22	Brabencova, Kristyna	16	26	.615
31	Jordao, Beatriz	8	14	.571
1	Alvarez, Maria	10	20	.500
12	Bermejo, Cristina	1	2	.500
14	Septe, Luize	7	15	.467
21	Leverett, Shae	17	39	.436

Free Throw Attempts

##	Player	G	Att	Att/G
20	Mununga, Bethy	15	41	2.7
21	Leverett, Shae	17	39	2.3
5	Tsineke, Elena	13	35	2.7
23	Henshaw, Tamara	18	31	1.7
3	Harvey, Sydney	8	30	3.8

Free Throws Made

##	Player	G	Made	Made/G
5	Tsineke, Elena	13	30	2.3
20	Mununga, Bethy	15	29	1.9
3	Harvey, Sydney	8	26	3.3
23	Henshaw, Tamara	18	21	1.2
21	Leverett, Shae	17	17	1.0

Rebounds

##	Player	G	Reb	Reb/G
20	Mununga, Bethy	15	143	9.5
23	Henshaw, Tamara	18	130	7.2
21	Leverett, Shae	17	98	5.8
22	Brabencova, Kristyna	18	71	3.9
31	Jordao, Beatriz	17	45	2.6

Assists

##	Player	G	Ast	Ast/G
4	Pinzan, Elisa	13	61	4.7
1	Alvarez, Maria	15	49	3.3
22	Brabencova, Kristyna	18	36	2.0
20	Mununga, Bethy	15	18	1.2
5	Tsineke, Elena	13	17	1.3

Rebounds Average

##	Player	G	Reb	Reb/G
20	Mununga, Bethy	15	143	9.5
23	Henshaw, Tamara	18	130	7.2
21	Leverett, Shae	17	98	5.8
22	Brabencova, Kristyna	18	71	3.9
1	Alvarez, Maria	15	44	2.9

Steals

##	Player	G	Stl	Stl/G
20	Mununga, Bethy	15	18	1.2
1	Alvarez, Maria	15	15	1.0
4	Pinzan, Elisa	13	14	1.1
22	Brabencova, Kristyna	18	14	0.8
23	Henshaw, Tamara	18	13	0.7

Offensive Rebounds

##	Player	G	OReb	OReb/G
20	Mununga, Bethy	15	60	4.0
21	Leverett, Shae	17	54	3.2
23	Henshaw, Tamara	18	50	2.8
22	Brabencova, Kristyna	18	26	1.4
31	Jordao, Beatriz	17	16	0.9

Blocked Shots

##	Player	G	Blk	Blk/G
20	Mununga, Bethy	15	17	1.1
22	Brabencova, Kristyna	18	16	0.9
31	Jordao, Beatriz	17	11	0.6
23	Henshaw, Tamara	18	10	0.6
21	Leverett, Shae	17	10	0.6

Defensive Rebounds

##	Player	G	DReb	DReb/G
20	Mununga, Bethy	15	83	5.5
23	Henshaw, Tamara	18	80	4.4
22	Brabencova, Kristyna	18	45	2.5
21	Leverett, Shae	17	44	2.6
1	Alvarez, Maria	15	37	2.5

Minutes

##	Player	G	Min	Min/G
22	Brabencova, Kristyna	18	457	25:24
1	Alvarez, Maria	15	410	27:19
4	Pinzan, Elisa	13	401	30:52
20	Mununga, Bethy	15	400	26:39
23	Henshaw, Tamara	18	372	20:42



2019-20 South Fla. Women's Basketball
Category Leaders
All games

Page 3/3
as of Jan 19, 2020

Fouls

##	Player	G	PF	PF/G
22	Brabencova, Kristyna	18	50	2.8
20	Mununga, Bethy	15	39	2.6
23	Henshaw, Tamara	18	39	2.2
21	Leverett, Shae	17	36	2.1
5	Tsineke, Elena	13	30	2.3

Turnovers

##	Player	G	TO	TO/G
20	Mununga, Bethy	15	42	2.8
22	Brabencova, Kristyna	18	35	1.9
4	Pinzan, Elisa	13	31	2.4
5	Tsineke, Elena	13	30	2.3
1	Alvarez, Maria	15	25	1.7

Foul Outs

##	Player	G	FO
21	Leverett, Shae	17	2
22	Brabencova, Kristyna	18	1
23	Henshaw, Tamara	18	1
1	Alvarez, Maria	15	1
4	Pinzan, Elisa	13	1



2019-20 South Fla. Women's Basketball
Individual Career Summaries
All games

Page 1/7
as of Jan 19, 2020

ALVAREZ, Maria

				Field Goals		3-Point		F-Throws		Rebounds									Scoring	
SEASON	TEAM	GP-GS	MIN/AVG	FG-FGA	FG%	3FG-FGA	3FG%	FT-FTA	FT%	OFF	DEF	TOT	AVG	PF-FO	AST	TO	BLK	STL	PTS	AVG
2019-20	USF	15-8	410/27.3	44-131	.336	34-108	.315	10-20	.500	7	37	44	2.9	26-1	49	25	0	15	132	8.8
TOTAL		15-8	410/27.3	44-131	.336	34-108	.315	10-20	.500	7	37	44	2.9	26-1	49	25	0	15	132	8.8

Single Game Highs

Statistic	Value	
Points	20	vs VCU 11/15/19
Rebounds	6	vs Mississippi St. 12/19/19, at UNLV 12/21/19
Assists	6	vs FGCU 11/29/19, vs Mississippi St. 12/19/19
Steals	2	4 times
FG Made	7	vs VCU 11/15/19
FG Attempts	14	vs Notre Dame 11/30/19
3FG Made	6	vs Alabama St. 12/06/19
3FG Attempts	13	vs Notre Dame 11/30/19
FT Made	3	vs Brown 12/30/19
FT Attempts	4	vs Howard 11/12/19, vs Brown 12/30/19

BERMEJO, Cristina

				Field Goals		3-Point		F-Throws		Rebounds									Scoring	
SEASON	TEAM	GP-GS	MIN/AVG	FG-FGA	FG%	3FG-FGA	3FG%	FT-FTA	FT%	OFF	DEF	TOT	AVG	PF-FO	AST	TO	BLK	STL	PTS	AVG
2019-20	USF	12-0	101/8.4	5-24	.208	2-13	.154	1-2	.500	4	15	19	1.6	14-0	7	11	5	5	13	1.1
TOTAL		12-0	101/8.4	5-24	.208	2-13	.154	1-2	.500	4	15	19	1.6	14-0	7	11	5	5	13	1.1

Single Game Highs

Statistic	Value	
Points	10	vs Idaho 12/15/19
Rebounds	5	vs Idaho 12/15/19
Assists	2	vs Idaho 12/15/19
Steals	2	vs Saint Francis (PA) 11/24/19
Blocks	2	vs Jacksonville 11/05/19, vs Alabama St. 12/06/19
FG Made	4	vs Idaho 12/15/19
FG Attempts	9	vs Idaho 12/15/19
3FG Made	2	vs Idaho 12/15/19
3FG Attempts	5	vs Idaho 12/15/19
FT Made	1	at UNLV 12/21/19
FT Attempts	2	at UNLV 12/21/19



2019-20 South Fla. Women's Basketball
Individual Career Summaries
All games

Page 2/7
as of Jan 19, 2020

BRABENCOVA, Kristyna

				Field Goals		3-Point		F-Throws		Rebounds								Scoring		
SEASON	TEAM	GP-GS	MIN/AVG	FG-FGA	FG%	3FG-FGA	3FG%	FT-FTA	FT%	OFF	DEF	TOT	AVG	PF-FO	AST	TO	BLK	STL	PTS	AVG
2019-20	USF	18-11	457/25.4	52-161	.323	19-75	.253	16-26	.615	26	45	71	3.9	50-1	36	35	16	14	139	7.7
TOTAL		18-11	457/25.4	52-161	.323	19-75	.253	16-26	.615	26	45	71	3.9	50-1	36	35	16	14	139	7.7

Single Game Highs

Statistic	Value	
Points	17	at Tulsa 01/12/20
Rebounds	11	vs Idaho 12/15/19
Assists	7	vs Cincinnati 01/05/20
Steals	3	vs VCU 11/15/19, at Tulsa 01/12/20
Blocks	3	vs Mississippi St. 12/19/19, vs Brown 12/30/19
FG Made	7	vs Brown 12/30/19
FG Attempts	16	vs Mississippi St. 12/19/19, vs Cincinnati 01/05/20
3FG Made	4	vs Alabama St. 12/06/19
3FG Attempts	9	vs Alabama St. 12/06/19
FT Made	5	vs Howard 11/12/19
FT Attempts	6	vs Howard 11/12/19

HARVEY, Sydni

				Field Goals		3-Point		F-Throws		Rebounds										Scoring	
SEASON	TEAM	GP-GS	MIN/AVG	FG-FGA	FG%	3FG-FGA	3FG%	FT-FTA	FT%	OFF	DEF	TOT	AVG	PF-FO	AST	TO	BLK	STL	PTS	AVG	
2018-19	USF	32-24	964/30.1	120-371	.323	45-131	.344	90-107	.841	30	53	83	2.6	72-4	82	93	2	21	375	11.7	
2019-20	USF	8-5	172/21.5	23-62	.371	13-26	.500	26-30	.867	3	5	8	1.0	14-0	10	17	1	10	85	10.6	
TOTAL		40-29	1136/28.4	143-433	.330	58-157	.369	116-137	.847	33	58	91	2.3	86-4	92	110	3	31	460	11.5	

Single Game Highs

Statistic	Value	
Points	25	vs Tulane 01/19/19
Rebounds	7	vs Memphis 01/23/19
Assists	6	vs Vermont 12/17/18
Steals	2	8 times
Blocks	1	at Tulane 02/06/19, at UCF 02/03/19, vs UCF 01/19/20
FG Made	9	vs Tulane 01/19/19
FG Attempts	21	vs Oklahoma 11/18/18
3FG Made	6	at Tulsa 01/12/20
3FG Attempts	7	5 times
FT Made	8	vs Creighton 12/20/18, at Temple 01/05/19, at Temple 01/16/20
FT Attempts	11	at Temple 01/16/20



**2019-20 South Fla. Women's Basketball
Individual Career Summaries
All games**

Page 3/7
as of Jan 19, 2020

HENSHAW, Tamara

				Field Goals		3-Point		F-Throws		Rebounds									Scoring	
SEASON	TEAM	GP-GS	MIN/AVG	FG-FGA	FG%	3FG-FGA	3FG%	FT-FTA	FT%	OFF	DEF	TOT	AVG	PF-FO	AST	TO	BLK	STL	PTS	AVG
2016-17	USF	33-24	857/26.0	102-161	.634	0-0	.000	27-49	.551	82	144	226	6.8	70-1	32	26	31	20	231	7.0
2017-18	USF	33-19	666/20.2	99-163	.607	0-0	.000	16-39	.410	88	88	176	5.3	71-2	19	20	20	17	214	6.5
2018-19	USF	35-21	903/25.8	95-187	.508	0-4	.000	38-49	.776	103	181	284	8.1	57-0	40	46	19	28	228	6.5
2019-20	USF	18-13	372/20.7	44-93	.473	0-2	.000	21-31	.677	50	80	130	7.2	39-1	14	24	10	13	109	6.1
TOTAL		119-77	2799/23.5	340-604	.563	0-6	.000	102-168	.607	323	493	816	6.9	237-4	105	116	80	78	782	6.6

Single Game Highs

Statistic	Value	
Points	16	vs Memphis 01/23/19
Rebounds	15	4 times
Assists	5	vs UCF 01/08/19
Steals	4	vs Oklahoma 11/18/18, vs Michigan St. 12/21/17
Blocks	4	vs Tulane 02/12/17
FG Made	8	vs Memphis 01/23/19
FG Attempts	12	vs Temple 03/05/17
3FG Attempts	1	6 times
FT Made	6	vs Idaho 12/15/19
FT Attempts	8	vs Idaho 12/15/19

JORDAO, Beatriz

				Field Goals		3-Point		F-Throws		Rebounds									Scoring	
SEASON	TEAM	GP-GS	MIN/AVG	FG-FGA	FG%	3FG-FGA	3FG%	FT-FTA	FT%	OFF	DEF	TOT	AVG	PF-FO	AST	TO	BLK	STL	PTS	AVG
2018-19	USF	12-12	248/20.7	59-91	.648	0-0	.000	17-26	.654	21	47	68	5.7	31-0	5	20	23	5	135	11.3
2019-20	USF	17-6	180/10.6	22-60	.367	0-0	.000	8-14	.571	16	29	45	2.6	21-0	10	17	11	3	52	3.1
TOTAL		29-18	428/14.8	81-151	.536	0-0	.000	25-40	.625	37	76	113	3.9	52-0	15	37	34	8	187	6.4

Single Game Highs

Statistic	Value	
Points	18	vs North Carolina 11/23/18
Rebounds	10	at Ohio St. 11/06/18
Assists	2	5 times
Steals	1	8 times
Blocks	4	vs Albany (NY) 11/09/18, vs Bethune-Cookman 11/15/18, vs George Washington 12/09/18
FG Made	8	at Ohio St. 11/06/18, vs North Carolina 11/23/18, vs New Hampshire 11/30/18
FG Attempts	11	vs New Hampshire 11/30/18
FT Made	4	vs Kentucky 11/22/18
FT Attempts	8	vs Kentucky 11/22/18



2019-20 South Fla. Women's Basketball
Individual Career Summaries
All games

Page 4/7
as of Jan 19, 2020

LAZIC, Mihaela

				Field Goals		3-Point		F-Throws		Rebounds									Scoring	
SEASON	TEAM	GP-GS	MIN/AVG	FG-FGA	FG%	3FG-FGA	3FG%	FT-FTA	FT%	OFF	DEF	TOT	AVG	PF-FO	AST	TO	BLK	STL	PTS	AVG
2019-20	USF	1-0	8/8.5	0-1	.000	0-1	.000	0-0	.000	0	2	2	2.0	1-0	0	0	0	0	0	0.0
TOTAL		1-0	8/8.5	0-1	.000	0-1	.000	0-0	.000	0	2	2	2.0	1-0	0	0	0	0	0	0.0

Single Game Highs

Statistic	Value	
Rebounds	2	vs Jacksonville 11/05/19
FG Attempts	1	vs Jacksonville 11/05/19
3FG Attempts	1	vs Jacksonville 11/05/19

LEVERETT, Shae

				Field Goals		3-Point		F-Throws		Rebounds										Scoring	
SEASON	TEAM	GP-GS	MIN/AVG	FG-FGA	FG%	3FG-FGA	3FG%	FT-FTA	FT%	OFF	DEF	TOT	AVG	PF-FO	AST	TO	BLK	STL	PTS	AVG	
2017-18	USF	27-0	290/10.7	19-29	.655	0-0	.000	9-18	.500	29	35	64	2.4	38-1	4	11	8	6	47	1.7	
2018-19	USF	35-24	938/26.8	91-160	.569	0-1	.000	78-120	.650	115	146	261	7.5	88-1	22	51	55	19	260	7.4	
2019-20	USF	17-2	348/20.5	31-49	.633	0-0	.000	17-39	.436	54	44	98	5.8	36-2	6	18	10	10	79	4.6	
TOTAL		79-26	1576/19.9	141-238	.592	0-1	.000	104-177	.588	198	225	423	5.4	162-4	32	80	73	35	386	4.9	

Single Game Highs

Statistic	Value	
Points	20	vs Wichita St. 02/23/19
Rebounds	18	vs Wichita St. 02/23/19
Assists	3	at East Carolina 02/20/19
Steals	3	vs UConn 03/04/19
Blocks	7	vs Memphis 01/23/19
FG Made	6	vs Vermont 12/17/18, at James Madison 03/24/19, vs Arkansas St. 11/17/17
FG Attempts	10	vs Wichita St. 02/23/19
3FG Attempts	1	at Houston 02/27/19
FT Made	10	vs Wichita St. 02/23/19
FT Attempts	12	at SMU 01/26/19



**2019-20 South Fla. Women's Basketball
Individual Career Summaries
All games**

Page 5/7
as of Jan 19, 2020

MUNUNGA, Bethy

				Field Goals		3-Point		F-Throws		Rebounds									Scoring	
SEASON	TEAM	GP-GS	MIN/AVG	FG-FGA	FG%	3FG-FGA	3FG%	FT-FTA	FT%	OFF	DEF	TOT	AVG	PF-FO	AST	TO	BLK	STL	PTS	AVG
2019-20	USF	15-15	400/26.7	65-128	.508	1-5	.200	29-41	.707	60	83	143	9.5	39-0	18	42	17	18	160	10.7
TOTAL		15-15	400/26.7	65-128	.508	1-5	.200	29-41	.707	60	83	143	9.5	39-0	18	42	17	18	160	10.7

Single Game Highs

Statistic	Value	
Points	16	at Baylor 11/19/19, vs Brown 12/30/19, vs Cincinnati 01/05/20
Rebounds	14	vs Brown 12/30/19
Assists	3	vs FGCU 11/29/19
Steals	3	at Baylor 11/19/19, vs South Dakota St. 11/28/19, vs Cincinnati 01/05/20
Blocks	3	vs Texas 11/08/19, vs Brown 12/30/19
FG Made	7	vs Cincinnati 01/05/20
FG Attempts	14	vs Brown 12/30/19
3FG Made	1	at Baylor 11/19/19
3FG Attempts	2	vs Brown 12/30/19
FT Made	6	vs Brown 12/30/19
FT Attempts	7	at Baylor 11/19/19

PEHADZIC, Enna

				Field Goals		3-Point		F-Throws		Rebounds										Scoring	
SEASON	TEAM	GP-GS	MIN/AVG	FG-FGA	FG%	3FG-FGA	3FG%	FT-FTA	FT%	OFF	DEF	TOT	AVG	PF-FO	AST	TO	BLK	STL	PTS	AVG	
2017-18	USF	9-0	38/4.2	4-15	.267	2-5	.400	4-4	1.000	2	7	9	1.0	1-0	0	2	0	0	14	1.6	
2018-19	USF	35-23	989/28.2	144-457	.315	72-224	.321	62-88	.705	49	123	172	4.9	38-0	14	61	1	24	422	12.1	
2019-20	USF	17-9	299/17.6	34-117	.291	26-81	.321	12-19	.632	14	24	38	2.2	23-0	13	19	0	9	106	6.2	
TOTAL		61-32	1325/21.7	182-589	.309	100-310	.323	78-111	.703	65	154	219	3.6	62-0	27	82	1	33	542	8.9	

Single Game Highs

Statistic	Value	
Points	35	at East Carolina 02/20/19
Rebounds	13	at Temple 01/05/19
Assists	3	vs Tulane 01/19/19
Steals	3	vs Memphis 01/23/19, at Temple 01/05/19
Blocks	1	vs Vermont 12/17/18
FG Made	9	vs Tulane 03/08/19
FG Attempts	26	at East Carolina 02/20/19
3FG Made	6	at East Carolina 02/20/19, vs Jacksonville 11/05/19
3FG Attempts	15	at East Carolina 02/20/19
FT Made	13	at East Carolina 02/20/19
FT Attempts	14	at East Carolina 02/20/19



**2019-20 South Fla. Women's Basketball
Individual Career Summaries
All games**

Page 6/7
as of Jan 19, 2020

PINZAN, Elisa

				Field Goals		3-Point		F-Throws		Rebounds									Scoring	
SEASON	TEAM	GP-GS	MIN/AVG	FG-FGA	FG%	3FG-FGA	3FG%	FT-FTA	FT%	OFF	DEF	TOT	AVG	PF-FO	AST	TO	BLK	STL	PTS	AVG
2018-19	USF	31-15	762/24.6	40-153	.261	23-95	.242	36-44	.818	4	56	60	1.9	41-0	103	74	0	26	139	4.5
2019-20	USF	13-10	401/30.9	39-112	.348	22-64	.344	13-17	.765	4	29	33	2.5	13-1	61	31	1	14	113	8.7
TOTAL		44-25	1163/26.4	79-265	.298	45-159	.283	49-61	.803	8	85	93	2.1	54-1	164	105	1	40	252	5.7

Single Game Highs

Statistic	Value	
Points	23	vs Stetson 03/21/19, vs UCF 01/19/20
Rebounds	7	vs Tulane 03/08/19, vs Jacksonville 11/05/19
Assists	8	vs Bethune-Cookman 11/15/18, vs Tulane 03/08/19, vs VCU 11/15/19
Steals	5	vs Tulane 03/08/19
Blocks	1	vs Notre Dame 11/30/19
FG Made	8	vs UCF 01/19/20
FG Attempts	15	vs UCF 01/19/20
3FG Made	7	vs UCF 01/19/20
3FG Attempts	12	vs UCF 01/19/20
FT Made	8	vs Houston 03/09/19
FT Attempts	8	vs Wichita St. 02/23/19, vs Houston 03/09/19, vs Texas 11/08/19

SEPTE, Luize

				Field Goals		3-Point		F-Throws		Rebounds									Scoring	
SEASON	TEAM	GP-GS	MIN/AVG	FG-FGA	FG%	3FG-FGA	3FG%	FT-FTA	FT%	OFF	DEF	TOT	AVG	PF-FO	AST	TO	BLK	STL	PTS	AVG
2018-19	USF	22-19	655/29.8	38-152	.250	4-30	.133	24-45	.533	23	58	81	3.7	32-1	41	53	30	12	104	4.7
2019-20	USF	10-3	154/15.4	14-32	.438	0-0	.000	7-15	.467	13	14	27	2.7	19-0	9	13	5	5	35	3.5
TOTAL		32-22	809/25.3	52-184	.283	4-30	.133	31-60	.517	36	72	108	3.4	51-1	50	66	35	17	139	4.3

Single Game Highs

Statistic	Value	
Points	16	vs Tulsa 02/16/19
Rebounds	8	at SMU 01/26/19
Assists	8	vs Cincinnati 01/30/19
Steals	2	vs Tulsa 02/16/19, vs UConn 03/10/19, vs Saint Francis (PA) 11/24/19
Blocks	4	vs Wichita St. 02/23/19, vs Tulsa 02/16/19, vs Houston 03/09/19
FG Made	5	vs Tulsa 02/16/19, vs Cincinnati 01/30/19
FG Attempts	13	vs Wichita St. 02/23/19
3FG Made	1	4 times
3FG Attempts	4	at SMU 01/26/19
FT Made	6	vs Tulsa 02/16/19
FT Attempts	8	vs Tulsa 02/16/19



2019-20 South Fla. Women's Basketball
Individual Career Summaries
All games

Page 7/7
as of Jan 19, 2020

TSINEKE, Elena

				Field Goals		3-Point		F-Throws		Rebounds										Scoring	
SEASON	TEAM	GP-GS	MIN/AVG	FG-FGA	FG%	3FG-FGA	3FG%	FT-FTA	FT%	OFF	DEF	TOT	AVG	PF-FO	AST	TO	BLK	STL	PTS	AVG	
2019-20	USF	13-8	297/22.8	50-122	.410	22-61	.361	30-35	.857	10	16	26	2.0	30-0	17	30	2	7	152	11.7	
TOTAL		13-8	297/22.8	50-122	.410	22-61	.361	30-35	.857	10	16	26	2.0	30-0	17	30	2	7	152	11.7	

Single Game Highs

Statistic	Value	
Points	20	at Temple 01/16/20
Rebounds	5	at Temple 01/16/20
Assists	4	vs Cincinnati 01/05/20
Steals	2	vs FGCU 11/29/19, vs Mississippi St. 12/19/19
Blocks	1	vs Alabama St. 12/06/19, at Tulsa 01/12/20
FG Made	7	at Temple 01/16/20
FG Attempts	15	at Temple 01/16/20
3FG Made	4	vs Notre Dame 11/30/19, at Temple 01/16/20
3FG Attempts	12	vs Notre Dame 11/30/19
FT Made	7	vs FGCU 11/29/19
FT Attempts	8	vs FGCU 11/29/19