



# 2019-20 USF BULLS

## WOMEN'S BASKETBALL GAME NOTES

NCAA Tournament (6): 2018, 2017, 2016, 2015, 2013, 2006  
WNIT (9): 2019, 2014, 2012, 2010, 2009, 2008, 2007, 2005, 2004  
WNIT Champions: 2009 | WNIT Final Four: 2014, 2009

Primary Contact: Michael Hogan | Phone: (W) 813-974-5755 (C) 813-469-0616 | Email: mhogan@usf.edu  
Twitter: @USFWBB | Instagram: USFWBB | Facebook: facebook.com/usfwomensbasketball | Web: GoUSFBulls.com

### 2019-20 USF SCHEDULE/RESULTS

#### NOVEMBER

5	Jacksonville (DH)	W, 70-39
8	No. 15/15 Texas (BullsVision)	W, 64-57
12	Howard (BullsVision)	W, 82-53
15	VCU (BullsVision)	W, 77-55
19	at No. 2/2 Baylor (ESPN+)	L, 58-46
24	Saint Francis (Pa.) (BullsVision)	W, 62-23
28	vs. South Dakota State ^ (FloHoops)	L, 61-50
29	vs. Florida Gulf Coast ^ (FloHoops)	L, 81-77
30	vs. Notre Dame ^ (FloHoops)	L, 67-51

#### DECEMBER

6	Alabama State (DH) (YouTube)	W, 80-29
15	Idaho (DH) (YouTube)	W, 67-64
19	vs. Mississippi State \$ (FloHoops)	L, 86-61
21	at UNLV \$ (FloHoops)	L, 61-51
30	Brown (BullsVision)	W, 70-60

#### JANUARY

5	Cincinnati * (ESPN2)	W, 76-68
12	at Tulsa * (CBSSN)	W, 68-52
16	at Temple * (ESPN3)	7 p.m.
19	UCF * (ESPN2)	3 p.m.
22	at Wichita State * (ADN)	7:30 p.m.
25	Tulane * (BullsVision)	2 p.m.
29	Houston * (ADN)	7 p.m.

#### FEBRUARY

2	at Cincinnati * (ESPNU)	12 p.m.
9	Temple * (ESPNU)	12 p.m.
13	at Tulane * (ESPN3)	8 p.m.
16	UConn * (ESPN3/SNY)	2 p.m.
19	at UCF * (ESPN3)	6 p.m.
22	at Memphis * (ESPN3)	5 p.m.
25	East Carolina * (ADN)	7 p.m.
29	SMU * (BullsVision)	7 p.m.

#### MARCH

2	at UConn * (ESPN2 - Big Monday)	7 p.m.
6	AAC Tournament First Round #	TBA
7	AAC Tournament Quarterfinal Round #	TBA
8	AAC Tournament Semifinal Round #	TBA
9	AAC Tournament Championship #	TBA

^ Cancun Challenge, Cancun, Mexico

\$ Duel in the Desert, Las Vegas, Nev.

\* American Athletic Conference Game

# American Athletic Conference Tournament, Uncasville, Conn.

All times are Eastern time and are subject to change

### GAME 17 | JAN. 16, 2020 | 7 P.M. | PHILADELPHIA, PA. | MCGONIGLE HALL



**USF  
BULLS**  
10-6 (2-0, AAC)

AT

**TEMPLE  
OWLS**  
10-6 (3-1, AAC)



Last Game \_\_\_\_\_ Jan. 12 at Tulsa, W, 68-52  
Next Game \_\_\_\_\_ Jan. 19 vs. UCF, 3 p.m.  
Head Coach \_\_\_\_\_ Jose Fernandez  
Alma Mater \_\_\_\_\_ FIU, 1994  
Career Record \_\_\_\_\_ 364-265 (20th season)  
at USF \_\_\_\_\_ Same

Last Game \_\_\_\_\_ Jan. 11 vs. SMU, W, 85-62  
Next Game \_\_\_\_\_ Jan. 19 at Wichita State, 3 p.m.  
Head Coach \_\_\_\_\_ Tonya Cardozza  
Alma Mater \_\_\_\_\_ Virginia, 1991  
Career Record \_\_\_\_\_ 221-153 (12th Season)  
at Temple \_\_\_\_\_ Same

### GAMEDAY INFORMATION

TV/Video \_\_\_\_\_ ESPN3  
\_\_\_\_\_ Dave Leno (PxP), Kelley Deyo (Analyst)  
Audio \_\_\_\_\_ Bulls Unlimited (iHeartRadio/GoUSFBulls.com)  
\_\_\_\_\_ Josh Appel (PxP)

Live Stats \_\_\_\_\_ GoUSFBulls.com  
Series \_\_\_\_\_ USF leads, 12-2  
Twitter Updates \_\_\_\_\_ @USFWBB  
Tickets \_\_\_\_\_ (215) 204-8499; tixsales@temple.edu

### QUICK HITS

■ USF closes out its back-to-back road stretch when it travels to Philadelphia to face Temple on Thursday at McGonigle Hall ... Tip-off is slated for 7 p.m. (ESPN3) ... The Bulls are looking for their fourth straight win, and to go to 3-0 in The American.

■ USF is coming off a 68-52 win over at Tulsa on Jan. 12 in just its third true road game of the year ... Sydney Harvey led the way with 20 points - including a career-high six three-point shots made - and Kristyna Brabencova added a career-high 17 points.

■ USF comes into the Temple game looking for its second road win of the season, after dropping its first six ... The Bulls are 1-6 this season away from the Yuengling Center and 9-0 at home.

■ USF has two players - Elena Tsineke (12.0) and Bethy Mununga (10.9) - averaging double-figure points, and four others netting 8.0 points per game or better.

### USF'S PROBABLE STARTERS



**G | 5-8 | FR.**

**51 - ELENA  
TSINEKE**

PPG 12.0  
RPG 1.8  
APG 1.3  
SPG 0.5



**G | 5-10 | SO.**

**3 - SYDNI  
HARVEY**

PPG 9.8  
RPG 1.0  
APG 1.3  
SPG 1.2



**F | 6-1 | SR.**

**23 - TAMARA  
HENSHAW**

PPG 6.1  
RPG 7.5  
SPG 0.8  
BPG 0.5



**F | 6-0 | JR.**

**20 - BETHY  
MUNUNGA**

PPG 10.9  
RPG 9.6  
APG 1.2  
BPG 1.2



**W | 6-0 | FR.**

**22 - KRISTYNA  
BRABENCOVA**

PPG 8.0  
RPG 3.9  
APG 1.9  
SPG 0.8

## USF QUICK FACTS

## THE UNIVERSITY

City/Zip Code	Tampa, Fla. 33620
Founded	1956
Enrollment	50,577
Nickname	Bulls
Arena	Yuengling Center
Capacity	10,411
Affiliation	NCAA Division I
Conference	The American Athletic Conference
President	Dr. Steven C. Currall
Vice President of Athletics	Michael Kelly
Sr. Assoc. Director of Athletics/SWA	Marquita Armstead

## BASKETBALL HISTORY

First Year	1972-73
All-Time Record	658-679 (48th year)
All-Time AAC Record	74-28 (Sixth season)
All-Time BIG EAST Record	151-112 (Eight seasons)
All-Time Conference USA Record	113-168 (10 seasons)
All-Time Metro Conference Record	34-64 (Four seasons)
All-Time Sun Belt Conference Record	71-118 (Seven seasons)
All-Time Post-Season	17-14 (NCAA & WNIT)
AAC Tournament Record	11-6
NCAA Tournament Record	3-6
Years in NCAA Tourn./Last	6/2018
Last NCAA opponent	March 17, 2018 vs. 11 seed Buffalo (Tallahassee, Fla.)
Result	Lost, 102-79
WNIT Record	14-8
Years in the WNIT Tourn./Last	9/2019
Last WNIT opponent	March 24, 2019 at James Madison
Result	Lost, 71-54

## COACHING STAFF

Head Coach	Jose Fernandez
Alma Mater, Year	Florida International '94
Record at USF (Years)	364-265 (20th season)
Career Record (Years)	Same
Career Conference Record (Years)	155-149 (20th season)
Associate Head Coach	Michele Woods-Baxter, St. John Fisher '87
Assistant Coaches	Jesyka Burks-Wiley, Boston University '09 Danny Hughes, TCU '89
Director of Basketball Operations	Jim Baxter, Indiana State '74
Video Coordinator	Anthony Brammer, Old Dominion '08
Strength & Conditioning Coach	Bryce Karasiak, Indiana '02
Certified Athletic Trainer	Anita Fanelli, Millersville, '85
Academic Coordinator	Keenan Maddox, Missouri State, '13
Administrative Assistant	Barbara Riffe

## ATHLETIC MEDIA RELATIONS

Associate Dir. of Communications/WBB Contact	Michael Hogan
Office Phone	(813) 974-5755
Cell Phone	(813) 469-0616
E-mail	mhogan@usf.edu

## 2019-20 USF BULLS



► Sitting (L-R): Maria Alvarez, Sydney Harvey, Elisa Pinzan, Enna Pehadzic, Elena Tsineke, Mihaela Lazic. Standing (L-R): Kristyna Brabencova, Cristina Bermejo, Tamara Henshaw, Beatriz Jordao, Shae Leverett, Silvia Serrat, Bethy Mununga, Luize Septe.

No.	Name	P	Ht.	Yr.	Hometown/High School/Previous School
0	Enna Pehadzic	W	5-9	R-Jr.	Horsens, Denmark/Horsens Statsskole
1	Maria Alvarez	G	5-7	Fr.	Bal Harbour, Fla./Miami Country Day School
2	Mihaela Lazic	PG	5-6	Fr.	Slavonski Brod, Croatia/Klasicna Gimnazija
3	Sydney Harvey	G	5-10	So.	Nashville, Tenn./Brentwood Academy
4	Elisa Pinzan	PG	5-8	So.	Murano, Italy/Istituto Tecnico Algarotti Venezia
5	Elena Tsineke	G	5-8	Fr.	Thessaloniki, Greece/Hellenic College of Thessaloniki
12	Cristina Bermejo	W	6-1	Fr.	Sant Just Desvern, Spain/Ins Sant Just Desvern
20	Bethy Mununga	F	6-0	Jr.	Zellik, Belgium/Institut Sainte-Marie Jambes/NE Okla. A&M
21	Shae Leverett	C	6-2	R-Jr.	Rincon, Ga./South Effingham H.S.
22	Kristyna Brabencova	W	6-0	Fr.	Brno, Czech Republic/Kšpa Kladno
23	Tamara Henshaw	F	6-1	Sr.	Palm Coast, Fla./Flagler Palm Coast H.S.
31	Beatriz Jordao	C	6-3	So.	Pombal, Portugal/Escola Secundária e Silva
34	Silvia Serrat	F	6-1	R-So.	Banyoles, Spain/Joaquim Blume H.S.

## USF BASKETBALL STAFF

Head Coach: Jose Fernandez (Florida International, '94) – 20th Season at USF/20th overall as head coach  
 Associate Head Coach: Michele Woods-Baxter (St. John Fisher, '87) – 12th season at USF  
 Assistant Coaches: Jesyka Burks-Wiley (Boston University, '09) – Third season at USF  
 Assistant Coach: Danny Hughes (TCU, '90) – Second season at USF  
 Director of Operations: Jim Baxter (Indiana State, '74) – Seventh season at USF  
 Video Coordinator: Anthony Brammer (Old Dominion, '08) – First season at USF  
 Strength and Conditioning: Bryce Karasiak (Indiana, '02) – Second season at USF  
 Certified Athletic Trainer: Anita Fanelli (Millersville, '85, '88) – Fifth season at USF

## PRO-NUN-SEE-A-SHUN GUIDE

## Players

Cristina Bermejo: Chris-Tina Bur-MAY-Hoe  
 Kristyna Brabencova: Chris-Tina Bra-Bin-SOE-Vuh  
 Sydney Harvey: Sid-NEE  
 Beatriz Jordao: Jor-DOW  
 Mihaela Lazic: Me-HIGH-La Lah-ZICH  
 Bethy Mununga: Betty MOO-Nun-Guh  
 Enna Pehadzic: En-UH Ped-HAD-Zick  
 Elisa Pinzan: Uh-LEEZA PIN-Zahn  
 Silvia Serrat: SIR-ott  
 Elena Tsineke: Uh-LAY-Nuh CHIN-ECK-eh

## Staff

Jesyka Burks-Wiley: Jessica Birks WY-lee  
 Strength Coach Bryce Karasiak: Care-Eh-SACK  
 Certified Athletic Trainer Anita Fanelli: Fuh-NEL-ee

## USF BROADCAST NOTES



0

**ENNA PEHADZIC** (En-UH)  
(PED-HAD-Zick)


	GP/S	PPG	RPG	APG	SPG	BPG	FG%	FT%
19-20	16/9	6.6	2.4	0.8	0.6	0.0	29.1	63.2
Career	60/32	9.0	3.7	0.5	0.6	0.0	30.9	70.3



1

**MARIA ALVAREZ**

	GP/S	PPG	RPG	APG	SPG	BPG	FG%	FT%
19-20	15/8	8.8	2.9	3.3	1.0	0.0	33.6	50.0
Career	15/8	8.8	2.9	3.3	1.0	0.0	33.6	50.0



2

**MIHAELA LAZIC** (Me-HIGH-LA)  
(LAH-ZICH)

	GP/S	PPG	RPG	APG	SPG	BPG	FG%	FT%
19-20	1/0	0.0	2.0	0.0	0.0	0.0	00.0	00.0
Career	1/0	0.0	2.0	0.0	0.0	0.0	00.0	00.0



3

**SYDNI HARVEY** (SID-NEE)

	GP/S	PPG	RPG	APG	SPG	BPG	FG%	FT%
19-20	6/3	9.8	1.0	1.3	1.2	0.0	38.6	93.3
Career	38/27	11.4	2.3	2.4	0.7	0.1	33.0	85.2



4

**ELISA PINZAN** (UH-LEEZA)  
(PIN-ZAHN)

	GP/S	PPG	RPG	APG	SPG	BPG	FG%	FT%
19-20	11/9	8.0	2.5	4.5	1.0	0.1	33.0	73.3
Career	42/24	5.4	2.1	3.6	0.9	0.0	28.7	79.7



5

**ELENA TSINEKE** (UH-LAY-NUH)  
(CHIN-ECK-EH)

	GP/S	PPG	RPG	APG	SPG	BPG	FG%	FT%
19-20	11/7	12.0	1.8	1.3	0.5	0.9	41.3	84.8
Career	11/7	12.0	1.8	1.3	0.5	0.9	41.3	84.8



12

**CRISTINA BERMEJO** (BUR-MAY-HOE)

	GP/S	PPG	RPG	APG	SPG	BPG	FG%	FT%
19-20	12/0	1.1	1.6	0.6	0.4	0.4	20.8	50.0
Career	12/0	1.1	1.6	0.6	0.4	0.4	20.8	50.0



20

**BETHY MUNUNGA** (BETTY)  
(MOO-NUN-GUH)

	GP/S	PPG	RPG	APG	SPG	BPG	FG%	FT%
19-20	13/13	10.9	9.6	1.2	1.2	1.2	52.7	69.7
Career	13/13	10.9	9.6	1.2	1.2	1.2	52.7	69.7



21

**SHAE LEVERETT**

	GP/S	PPG	RPG	APG	SPG	BPG	FG%	FT%
19-20	16/2	4.8	6.0	0.4	0.6	0.6	68.2	43.6
Career	78/26	4.9	5.4	0.4	0.4	0.9	60.1	58.8



22

**KRISTYNA BRABENCOVA** (CHRIS-TINA)  
(BRA-BIN-SOE-VUH)

	GP/S	PPG	RPG	APG	SPG	BPG	FG%	FT%
19-20	16/9	8.0	3.9	1.9	0.8	0.9	33.8	59.1
Career	16/9	8.0	3.9	1.9	0.8	0.9	33.8	59.1



23

**TAMARA HENSHAW** (TUH-MAH-RUH)

	GP/S	PPG	RPG	APG	SPG	BPG	FG%	FT%
19-20	16/11	6.1	7.5	0.8	0.8	0.5	48.1	65.5
Career	117/75	6.6	6.9	0.9	0.7	0.7	56.6	60.2



31

**BEATRIZ JORDAO** (JOR-DOW)

	GP/S	PPG	RPG	APG	SPG	BPG	FG%	FT%
19-20	15/6	2.9	2.4	0.5	0.1	0.6	36.0	58.3
Career	27/18	6.6	3.9	0.5	0.3	1.2	54.6	63.2



34

**SILVIA SERRAT** (SIR-OTT)

	GP/S	PPG	RPG	APG	SPG	BPG	FG%	FT%
19-20	0/0	0.0	0.0	0.0	0.0	0.0	00.0	00.0
Career	0/0	0.0	0.0	0.0	0.0	0.0	00.0	00.0

**W | 5-9 | R-JR. | HORSSENS, DENMARK**

- Season high 20 pts. vs. Jacksonville (11/5) ... 16 pts. vs. Texas (11/8), Howard (11/12).
- Scored double-figures in 26 of the last 43 GP dating back to '18-19 ... 8 games of 20-or-more pts.
- 2nd in 3-pt. FGM (26), 3-pt. FGA (81) ... Was a ballet dancer while growing up in Denmark.

**G | 5-7 | FR. | MIAMI, FLA.**

- Season-ending knee injury vs. Cincinnati (1/5) ... Double figures, 7-of-15 GP ... Career high 20 pts. vs. VCU (11/15).
- 18 pts. vs. Alabama State (12/6), 14 vs. FGCU (11/29), Idaho (12/15) ... 6 state titles at Miami Country Day.
- Born in Colombia ... Set a FIBA record with 10 3-pt. FGM for Colombia vs. Belarus in 2019 FIBA U17 World Cup.

**PG | 5-6 | FR. | SLAVONSKI BROD, CROATIA**

- Has played in only 1 game due to injury ... Had 2 rbs. in her collegiate debut vs. Jacksonville (11/5).
- Played in the 2017 and 2018 FIBA European Championships for Croatia.
- Avg. 7.9 ppg., 3.2 rpg., 1.8 apg in 7 games with Croatia in the 2018 European Championships.

**G | 5-10 | SO. | NASHVILLE, TENN.**

- 2019 AAC All-Freshman Team ... Sat first 10 games due to injury ... 20 pts. at Tulsa (11/12), 18 pts. vs. Cincinnati (1/5) in last 2 GP.
- Avg. 11.7 ppg, 2.6 apg during the '18-19 season ... Career high 25 pts. vs. Tulane (1/19/18).
- Played in the USA Basketball 3x3 National Championships in Aug. 2019, in Las Vegas, with the UConn squad.

**PG | 5-8 | SO. | MURANO, ITALY**

- 5th in ppg. ... Double digits in 2 GP, including 14 pts. at No. 2 Baylor (11/19), 13 vs. VCU (11/15).
- 1st in total asts. (49) and apg. (4.5) ... Injured ankle vs. Alabama State (12/6), missed 5 games due to the injury.
- Returned to play at Tulsa (1/12) with 8 pts., 7 asts. ... Currently a member of the Italian U20 National Team.

**G | 5-8 | FR. | THESSALONIKI, GREECE**

- 1st in ppg. ... Scored double figures in 8-of-11 GP, including career-highs of 19 pts. vs. FGCU (11/29), vs. Cincinnati (1/5).
- Missed the first 5 games after being ruled ineligible by the NCAA ... Was cleared to play on 11/20, 1 day after Baylor (11/19).
- Was a 5-star international recruit ... Played with Greece's U20, Senior National Teams during 2019.

**W | 6-1 | FR. | SANT JUST DESVERN, SPAIN**

- Has played in 12 of USF's 16 games ... Career-high 10 pts., 5 rbs. vs. Idaho (12/15).
- Is one of 2 players on the Bulls' roster from Spain ... Both mother and father played professionally in Spain.
- Her sister Neus, currently a model, played for the Spanish Senior National Team and professionally in Spain.

**F | 6-0 | JR. | ZELLIK, BELGIUM**

- 2nd on the team in ppg., 1st in rpg. ... Has recorded 6 double-doubles in her first 13 GP with USF.
- 3rd in AAC, 48th in NCAA in double-doubles ... 16 pts., 12 rbs. at Baylor (11/19), 16 pts., 14 rbs. vs. Brown (12/30).
- Was born in the Democratic Republic of the Congo, raised in Belgium ... 2X NJCAA All-American.

**C | 6-2 | R-JR. | RINCON, GEORGIA**

- Averaged 7.4 ppg. and 7.5 rpg. during the '18-19 season, including a 20 pts., 18 rbs. at Wichita State (2/23/19).
- 3rd on the team in rpg. ... Season-high 13 rbs. to go along with 12 pts. vs. Saint Francis (Pa.) (11/24).
- 8 rbs. at Baylor (11/19) ... 400th career rbd. vs. Idaho (12/15) ... Scored double figures in 12 GP at USF.

**W | 6-0 | FR. | BRNO, CZECH REPUBLIC**

- 11.6 ppg in last 7 GP ... Career-high 17 pts. at Tulsa (11/12) ... 16 pts. vs. Alabama State (12/6), Brown (12/30).
- 11 rbs. vs. Idaho (12/15) ... Played in the U20 European Championships ... Was named MVP of the U19 National Team.
- Grandfather, Kamil, is a 3X MBB Olympian ('72, '76, '80), father Kamil is a 24-year pro/international hockey vet.

**F | 6-1 | SR. | PALM COAST, FLA.**

- 117 career GP, 75 GS ... 13th in career GP at USF ... Grabbed 800th rbd. vs. Cincinnati (1/5) ... 17 rbs. shy of 7th all-time.
- 6.6 ppg., 6.9 rpg. during her USF career ... 15 pts. vs. Brown (12/30) ... 10-plus rbs. last 5-of-6 GP.
- Grabbed 15 rbs. vs. Alabama State ... AAC Freshman of the Year, named to the All-Freshman Team in '16-17.

**C | 6-3 | SO. | POMBAL, PORTUGAL**

- Averaged 11.3 ppg., 5.7 rpg. in '18-19 before a season-ending injury ... Had 17 pts., 10 rbs. vs. Ohio State (11/6/18).
- Scored double figures in 9 GP for USF during her freshman season ... Career-high 18 pts. vs. UNC (11/23/18).
- Scored double figures for Portugal in 5-of-7 GPs at the FIBA U20 Women's European Championship.

**F | 6-1 | R-SO. | BANYOLES, SPAIN**

- Has been riddled by injuries during her entire collegiate career.
- Was a 5-star international recruit by PassionHoops and BlueStar Europe.
- Played with the U17 Spanish National Team in the FIBA World Championships.



## HEAD COACH JOSE FERNANDEZ | 364-265 CAREER RECORD (20TH SEASON)



Named the 2018 American Athletic Conference Coach of the Year, head coach Jose Fernandez has been laying the groundwork brick-by-brick for 19 seasons for the Bulls to grow into a perennial top-25 program. Under his guid-

ance, USF has transformed from a program with only five winning seasons to a staple in the NCAA Tournament. A coach known for his recruiting connections and incredible work ethic, Fernandez has created a culture of excellence at USF.

Fernandez has watched his team reach new milestones, including six 20-win seasons in the last seven years dating back to the 2012-13 season. The Bulls have reached the NCAA Tournament six times, including five trips in their last seven seasons, and postseason play in 15 of the last 16 seasons. Fernandez led the Bulls to the NCAA Tournament for the fourth time in as many years in 2018 as the senior class became the first in program history to reach four NCAA Tournaments. The Bulls also reached their ninth Women's National Invitation Tournament (WNIT) in 2019, despite numerous season-ending injuries to key players, and advanced to the second round out the event.

Fernandez, who was officially named head coach on Nov. 14, 2000 - just seven months after arriving at USF as an assistant coach - has led the Bulls in an amazing turnaround under his tenure. In addition to the program's six trips to the NCAA Tournament, Fernandez has also guided USF to nine WNIT appearances, which includes the 2009 WNIT title and a semifinal appearance in 2014. The Bulls have also advanced to the American Athletic Conference (AAC) Tournament championship game in four of the past five seasons and have made at least the semifinal round during every season in the AAC.

Fernandez also knows how to get the most out of his talent with Maria Jespersen earning Associated Press All-America honorable mention honors in 2018. USF has had two players earn AP All-America honorable mention honors, Jespersen and Courtney Williams, in 2016, and Fernandez has coached them both.

Playing for Fernandez could also lead to the pros, as was the case for five players in program history to be drafted by WNBA teams. Courtney Williams became the second player in program history to be selected in the first round in 2016, going eighth overall to the Phoenix Mercury. Other Bulls selected in the WNBA Draft, under Fernandez, include Inga Orekhova, who was chosen 18th overall by the Atlanta Dream in 2014; Andrea Smith, who was chosen 35th by the Connecticut Sun in 2013 and Jessica Dickson,

who was chosen 21st in the 2007 WNBA Draft by the Sacramento Monarchs.

USF made its first-ever NCAA Tournament during the 2005-06 season. Fernandez also led USF to its first-ever NCAA Tournament victory with a 71-70 win over Texas Tech in 2013. Fernandez and the Bulls made history again in 2015, when they hosted USF's first-ever NCAA Tournament basketball game at the Yuengling Center. The Bulls defeated LSU in the first round, in front of a hometown crowd of over 5,000 fans. In his third NCAA Tournament in four years, Fernandez took the Bulls back to the second round, defeating No. 22 Colorado State 48-45 in Los Angeles, Calif. USF returned to the tournament in 2017, but the Bulls lost at the buzzer to Missouri.

The Miami native has had 14 seasons with a .500 record or better leading USF. In the 22 years prior to his arrival, the Bulls recorded just three winning seasons, all 14-13 slates. Fernandez has guided USF to nine seasons with 20-plus wins, including a 26-8 record during the 2017-28 campaign that marked the fourth straight season with 24 or more wins. He posted his 300th career win at USF during the 2016-17 season and has compiled a record of 354-259 in 19 seasons leading the Bulls' program, including 13 or more wins in The American in four of six seasons in the conference. The Bulls have posted 11 wins over Top 25 ranked teams, including an 84-65 pasting of No. 13 Ohio State in the Yuengling Center in 2018.

Fernandez believes to be the best you have to play the best. Since arriving at USF, Fernandez and his staff have worked to schedule the toughest teams in women's basketball. The Bulls have sought after perennial powers like Baylor, DePaul, Florida, Florida State, Georgia, Louisville, Notre Dame, LSU, Miami, Michigan State, Nebraska, Ohio State, Oklahoma, UNLV, Texas and Wake Forest, to name a few. USF has boasted some of the toughest strength of schedules in the country.

Fernandez got his start in coaching while working on his associates degree at Miami-Dade CC Kendall - where he earned his degree in 1991. Fernandez served as a student assistant coach for the men's basketball team and was immediately thrown into the fray with on-floor coaching, scouting, and most importantly, overseeing recruiting correspondence and getting his name out in front of coaches around the state.

It was at Miami-Dade that Fernandez met Cesar Odio, who not only saw his tremendous potential and hired him as a student assistant, but then promoted him to a full-time assistant coach upon his graduation in 1991. He would stay at Miami-Dade for one season (1991-92) before becoming the assistant boys' basketball coach at Miami's Sunset High School (1992-94).

Following his two seasons at Sunset, Fernandez and Odio would renew acquaintances when Odio was tabbed head men's basketball coach at Barry University in Miami Shores, Fla. (1994-96). Fernandez came along as Odio's top assistant and immediately established himself as a coach that had a sharp eye for talent and potential. During his brief two-year stay at Barry, Fernandez helped the Buccaneers to consecutive winning seasons, after the program only produced just two in the first 10 years, and a combined 34-21 record.

Fernandez entered the world of girls' basketball in 1996, when he secured his first head coaching job at Miami's Lourdes Academy. During his three seasons at Lourdes, Fernandez led the Bobcats to a stellar 83-16 (.838) record and a trip to the state 5A championship game in 1998 where they finished as the runner-up. In addition to his coaching responsibilities at Lourdes, Fernandez established valuable roots among Florida and high school coaches from around the nation as director and founder of the successful Miami Suns AAU program.

Fernandez would then break into collegiate women's basketball when he returned to Barry for his second of

## THE FERNANDEZ FILE

Born	Nov. 18, 1971
Hometown	Miami, Fla.
College	FIU, 1994
	B.S. in Physical Ed.
Wife	Tonya
Children	Sydney, Alex, Taylor Brianna and Brooke

## NCAA APPEARANCES (6)

2006, 2013, 2015, 2016, 2017, 2018

## WNIT APPEARANCES (9)

2004, 2005, 2007, 2008, 2009, 2010, 2012, 2014, 2019

## WNIT FINAL FOUR (2)

2009, 2014

## WNIT CHAMPIONSHIP (1)

2009

## COACHING CAREER

1989-91	Miami-Dade CC Kendall, Student Asst.
1991-92	Miami-Dade CC Kendall, Asst. Coach
1992-94	Sunset High School, Asst. Boy's Coach
1994-96	Barry University, Asst. Men's Coach
1996-99	Lourdes Academy (Miami), Head Coach
1996-99	Miami Suns AAU, Head Coach
1999-2000	Barry University, Asst. Coach
2000-present	USF, Head Coach

two tours of duty at the school. In his second stint, he served one year (1999-00) as the top assistant coach for the Buccaneers. Although it was just one season, Fernandez helped Barry record the second-most wins in the program's history as the Buccaneers posted a 22-8 record and the program's second-best slate ever in the Sunshine State Conference at 10-4. The team's 22 wins that season is still just one of three 20-wins campaigns for Barry

since the women's basketball team started competing during the 1988-89 season.

After graduating from Miami-Dade Kendall, Fernandez earned his bachelor's degree in physical education in 1994 from Florida International University. Along with his coaching duties at the beginning of his professional career, Fernandez also taught physical education at Miami's

Coral Reef Senior High School, Southwest Senior High School and Hialeah Middle School.

Fernandez and his wife, Tonya, live in Tampa with their daughters, Sydnie, Alex, Taylor, Brianna and Brooke.

### JOSE FERNANDEZ YEAR-BY-YEAR

Year	School	Overall	Conf.	Postseason
2000-01	USF	4-24	1-15	-
2001-02	USF	14-13	4-10	-
2002-03	USF	7-20	2-12	-
2003-04	USF	14-15	7-7	WNIT First Round
2004-05	USF	21-11	9-5	WNIT Second Round
2005-06	USF	19-12	9-7	NCAA First Round
2006-07	USF	21-12	9-7	WNIT Second Round
2007-08	USF	16-16	5-11	WNIT First Round
2008-09	USF	27-10	8-8	WNIT Champions
2009-10	USF	15-16	6-10	WNIT First Round
2010-11	USF	12-19	3-13	-
2011-12	USF	19-16	8-8	WNIT Third Round
2012-13	USF	22-11	9-7	NCAA Second Round
2013-14	USF	23-13	13-5	WNIT Semifinals
2014-15	USF	27-8	15-3	NCAA Second Round
2015-16	USF	24-10	14-4	NCAA Second Round
2016-17	USF	24-9	11-5	NCAA First Round
2017-18	USF	26-8	13-3	NCAA First Round
2018-19	USF	19-16	7-9	WNIT Second Round
2019-20	USF	9-6	1-0	-
Totals	20 Seasons	364-265	155-149	



### JOSE FERNANDEZ HEAD COACHING BREAKDOWN

Year	Overall	Home	Road	Neutral	Conf.	Postseason
2000-01	4-24	4-13	0-11	0-0	1-15	-
2001-02	14-13	9-6	5-7	0-0	4-10	-
2002-03	7-20	7-8	0-12	0-0	2-12	-
2003-04	14-15	9-6	5-8	0-1	7-7	0-2 (C-USA, WNIT)
2004-05	21-11	13-2	7-8	1-1	9-5	2-2 (C-USA, WNIT)
2005-06	19-12	12-3	5-7	2-2	9-7	0-2 (BIG EAST, NCAA)
2006-07	21-12	15-3	4-8	2-1	9-7	2-2 (BIG EAST, WNIT)
2007-08	16-16	11-7	3-8	2-1	5-11	1-2 (BIG EAST, WNIT)
2008-09	27-10	16-6	9-3	2-1	8-8	6-1 (BIG EAST, WNIT)
2009-10	15-16	9-8	5-7	1-1	6-10	0-2 (BIG EAST, WNIT)
2010-11	12-19	8-7	2-10	2-2	3-13	-
2011-12	19-16	11-3	4-7	4-6	8-8	3-2 (BIG EAST, WNIT)
2012-13	22-11	11-5	9-3	2-3	9-7	2-2 (BIG EAST, NCAA)
2013-14	23-13	13-8	9-5	1-0	13-5	5-2 (AAC, WNIT)
2014-15	27-8	13-3	9-3	5-2	15-3	3-2 (AAC, NCAA)
2015-16	24-10	15-1	6-6	3-3	14-4	3-2 (AAC, NCAA)
2016-17	24-9	10-4	8-2	6-3	11-5	2-2 (AAC, NCAA)
2017-18	26-8	13-1	8-3	5-4	13-3	2-2 (AAC, NCAA)
2018-19	19-16	11-5	5-6	3-5	7-9	3-2 (AAC, WNIT)
2019-20	10-6	9-0	1-2	0-4	2-0	-



## TALE OF THE TAPE

## THE TEMPLE SERIES

Series Record	USF leads series, 12
USF at home	USF leads, 4-1
USF at Temple	USF leads, 5-1
USF at neutral site	USF leads, 3-0
First meeting	Jan. 7, 2014 (W, 64-51)
Last meeting	Jan. 5 2019 (W, 63-53)
Last USF win	Jan. 5 2019 (63-53)
Last Temple win	Feb. 19 2017 (L, 77-71)
Current streak	USF, four wins

## STATISTICAL COMPARISON

USF		TU
10-6	Overall Record	10-6
39.1	Field Goal%	40.0
31.4	3-Pt. Field Goal%	31.8
63.8	Free Throw%	73.3
36.1	Oppt. Field Goal%	37.6
32.7	Oppt. 3-Pt. Field Goal%	33.3
66.1	Oppt. Free Throw%	70.3
43.4	Rebounding Avg.	43.4
+11.6	Rebounding Margin	+6.7
13.8	Assists/Gm.	14.1
16.8	Turnovers/Gm.	15.2
4.3	Blocks/Gm.	3.5
6.8	Steals/Gm.	4.2
65.8	Points/Gm.	70.3
57.1	Points Allowed/Gm.	68.8

## USF CAREER STATS VS. TEMPLE

No.	Name	G	Ppg	Rpg	Apq
0	Pehadzic	2	1.5	6.5	0.5
1	Alvarez	-	-	-	-
2	Lazic	-	-	-	-
3	Harvey	1	19.0	4.0	3.0
4	Pinzan	1	0.0	3.0	2.0
5	Tsineke	-	-	-	-
12	Bermejo	-	-	-	-
14	Septe	-	-	-	-
20	Mununga	-	-	-	-
21	Leverett	3	4.3	5.3	0.0
22	Brabencova	-	-	-	-
23	Henshaw	6	8.7	7.5	0.5
31	Jordao	-	-	-	-
34	Serrat	-	-	-	-

## BULLS' CAREER STARTS

No.	Name	16-17	17-18	18-19	19-20	Tot	GP
0	Pehadzic	-	0	23	9	32	61
1	Alvarez	-	-	-	8	8	15
2	Lazic	-	-	-	-	-	1
3	Harvey	-	-	24	3	27	38
4	Pinzan	-	-	15	9	24	42
5	Tsineke	-	-	-	7	7	11
12	Bermejo	-	-	-	-	-	11
14	Septe	-	-	19	3	22	32
20	Mununga	-	-	-	13	13	13
21	Leverett	-	0	24	2	26	77
22	Brabencova	-	-	-	9	9	16
23	Henshaw	24	19	21	11	75	117
31	Jordao	-	-	12	6	18	27
34	Serrat	-	-	-	-	-	-

## TICKET &amp; PROMOTION INFORMATION

■ For ticket questions or to purchase tickets, please visit [USFBullsTix.com](http://USFBullsTix.com) or call 1-800-Go-Bulls ... Single-game tickets are available; however; courtside seats are sold out for the 2019-20 season.

■ Following USF's game at Temple, the Bulls will return to the Yuengling Center on Sunday, Jan. 19 to face UCF in the first of two editions of the War on I-4 ... Tip-off against the Knights is slated for 3 p.m. (ESPN2) ... Fans in attendance will receive a Slime Rally Towel and Green Afros ... In addition, family and friends of USF students can get discounted tickets for both the women's and men's (Feb. 1) War on I-4 basketball home games ... They can either get upper sideline seats for \$10 or baseline seats for \$7 ... That is a discount of 50 percent off for the men's ticket and 35 percent off for the women's ... The link to purchase these tickets can be found at <https://usf.spinzo.com/?group=19Family-FriendsWeekend> ... Additional information can be found on the link.

## UP NEXT FOR USF

■ After their game in the City of Brotherly Love against Temple, the Bulls return to the Yuengling Center on Sunday, when they face UCF in the first of two editions of the War on I-4 ... Tip-off against the Knights is slated for 3 p.m. (ESPN2).

■ USF will then head back on the road, and back to America's Heartland, to take on Wichita State on Jan. 22 at 7:30 p.m. ET (ADN) ... The Bulls then close out the month of January with two straight at home against Tulane, on Jan. 25 at 2 p.m. (BullsVision) and then Houston on Jan. 29 at 7 p.m. (ADN).

## A QUICK LOOK AT THE BULLS

■ The Bulls lead, or are in the top five, in the American Athletic Conference in several statistical categories through games of Jan. 13:

Assist/Turnover Ratio	4th (0.82)
Total Assists	5th (221)
Assists Per Game	5th (13.8)
Total Blocked Shots	3rd (69)
Blocked Shots Per Game	4th (4.3)
FG Percentage Defense	3rd (36.1)
Scoring Defense	2nd (57.1)
Scoring Margin	2nd (+8.6)
3-Point FG Made	1st (124)
3-Pt FG Attempted	1st (395)

3-Pt FG Made Per Game	2nd (7.8)
Total Rebounds	2nd (694)
Rebounds Per Game	4th (43.4)
Rebounding Margin	1st (+11.6)
Offensive Rebounds Per Game	1st (16.8)

■ In just 11 games, Elena Tsineke has already made her presence felt for the Bulls after being cleared to play by the NCAA ... Tsineke missed the first five games of the season after being ruled ineligible by the NCAA ... A native of Greece, Tsineke leads the team in scoring, averaging 12.0 points per game ... She has scored double figures in eight of the 11 games she has played in, including career-high 19-point efforts against Florida Gulf Coast on Nov. 29 in the Cancun Challenge and against Cincinnati in The American opener on Jan. 5 ... She is shooting 41.3 percent (43-for-104) from the field, including 34.6 percent (18-for-52) from behind the arc, and 84.8 percent (28-for-33) from the free-throw line.

■ Bethy Mununga comes into Thursday's game averaging just shy of a double-double in the 13 games she has played this season ... She missed three games - Idaho, Mississippi State and UNLV - with a hamstring injury ... Her 10.9 points per game and 9.6 rebounds per outing are second and first on the team, respectively, and her rebounds per game average is second in The American, through Jan. 13 ... She has scored in double figures in eight of the 13 games played, including career-highs of 16 points at Baylor (Nov. 19), against Brown (Dec. 30) and Cincinnati (Jan. 3) ... She's shooting 52.7 percent (59-for-112) from the field on the year.

■ Mununga has recorded a double-double in six of the 13 games she has played in ... She is third in The American, and 48th in the nation, in double-doubles through Jan. 13 ... She has grabbed double-digit rebounds in eight games this season.

■ Freshman Maria Alvarez - lost for the season with a knee injury suffered against Cincinnati on Jan. 5 - was third on the team, averaging 8.8 points per game, and second in assists, dropping 3.3 dimes per game, through her last game against Cincinnati ... She had a career afternoon, pouring in 20 points against VCU on Nov. 15 ... Alvarez posted a 14-point effort against Idaho on Dec. 15, with 12 of her 14 points coming in the fourth quarter on 4-for-4 shooting ... She hit back-to-back threes in the last two minutes of the game to secure the win.

## USF WEEKLY MEDIA PLANNER

MON. 13	TUE. 14	WED. 15	THURS. 16	FRI. 17	SAT. 18	SUN. 19
Off	Practice, 12:45-4 p.m.	Practice, 9-11 a.m. Depart to Philadelphia	at Temple, 7 p.m. Return to Tampa	Practice, 12:45-4 p.m.	Practice, 11 a.m.-2 p.m.	vs. UCF, 3 p.m.



■ Alvarez's 34 three-point field goals made were third in The American and 67th in the nation at the time of her injury on Jan. 5.

■ Sydney Harvey is starting to get back into game shape after missing the first 10 games of the season due to a leg injury ... Harvey is third on the team in scoring, averaging 9.8 points per game, and has scored double figures in the last two games played, with 18 points against Cincinnati on Jan. 5 and 20 points at Tulsa on Jan. 12 ... She is shooting 43.5 percent (10-for-23) from the field and 69.2 percent (9-for-13) from behind the three-point arc in her last two games ... She set a career high for three-point shots made in a game with six at Tulsa (6-for-7).

■ Elisa Pinzan had a season-high 14 points against No. 2/2 Baylor on Nov. 19 on 5-for-14 (32.7 percent) shooting from the field, and 4-of-7 (57.1 percent) from behind the arc ... Despite missing five games - Idaho, Mississippi State, UNLV, Brown and Cincinnati - due to an ankle injury, she continued to lead the team in assists per game, and is currently dishing out 4.5 per outing ... Pinzan handed out seven assists in her return to the hardwood, at Tulsa, on Jan. 12.

■ Tamara Henshaw, second on the Bulls in rebounding, comes into the game against Temple with 806 career rebounds, reaching the 800-rebound plateau with her seven boards against Cincinnati on Jan. 5 ... She is now just 17 rebounds shy of joining Nalini Miller (2003-07) in seventh all-time with 823.

■ Henshaw is ninth in the AAC in rebounds per game, grabbing 7.5 per outing, through Jan. 14.

## SCOUTING TEMPLE

■ Temple comes into its game with USF with a 10-6 overall record, and a 3-1 mark in The American, following its 85-62 win over SMU on Jan. 11 ... The Owls are in the midst of a four-game winning streak, their longest of the year, and have been victorious in five of their last six games.

■ Temple has three players averaging double figures in the scoring column led by Mia Davis and her 19.1 points per game ... Joining Davis are Ashley Jones, netting 16.1 points per outing, and Marissa Mackins, scoring 13.5 points per contest ... In addition, Davis is also grabbing 10.9 rebounds per game ... Davis, the only player in the AAC averaging a point and rebounding double-double, is third in the AAC in scoring and is the league leader in rebounding.

## THE SERIES AGAINST THE OWLS

■ Thursday's game marks the 15th meeting between USF and Temple with the Bulls holding a 12-2 series lead, dating back to the inaugural meeting in January of 2014 ... USF is 5-1 all-time against the Owls in Philadelphia, and has won four consecutive games.

## USF all-time against Temple

Jan. 2, 2014	H	W, 64-51
Feb. 22, 2014	A	W, 72-69
March 8, 2014	N	W, 72-44
Jan. 11, 2015	A	W, 70-58
Feb. 22, 2015	H	W, 79-53
Feb. 6, 2016	A	L, 68-66
Feb. 27, 2016	H	W, 76-62
March 6, 2016	N	W, 64-46
Jan. 29, 2017	A	W, 55-51
Feb. 19, 2017	H	L, 77-71
March 5, 2017	N	W, 63-58
Jan. 10, 2018	A	W, 89-73
Jan. 28, 2018	H	W, 76-60
Jan. 5, 2019	A	W, 63-53

## LAST TIME OUT

■ USF managed to put a less than perfect travel day on Jan. 11 behind them and pulled out a hard fought 68-52 win at Tulsa on Sunday afternoon ... The win was the Bulls' first on the road this season.

■ The Bulls, who endured nearly a 12-hour day of travel, between flight delays, weather and a four-hour bus ride to Tulsa, got a game-high 20 points from Sydney Harvey and 17 points from Kristyna Brabencova ... Harvey recorded a career-high for

## USF WHEN ...

Leading at halftime	8-1
Trailing at halftime	2-5
Tied at halftime	0-0
Overtime	0-0
USF shoots 50% or better from field	0-0
USF shoots 40-49% from field	7-1
USF shoots under 40% from field	3-5
Opp. shoots 50% or better from field	0-0
Opp. shoots 40-49% from field	3-3
Opp. shoots under 40% from field	7-3
USF outrebounds opponent	10-6
Opp. outrebounds USF	0-0
Tied in rebounds	0-0
USF records 10 or more steals	2-2
USF records 15 or more assists	5-0
USF commits less than 15 turnovers	7-0
USF commits 15 or more turnovers	4-6
USF commits less turnovers than opp.	5-0
USF commits more turnovers than opp.	5-6
USF shoots 70% or better from the line	3-2
USF shoots under 70% from the line	7-4
USF scores 59 points or less	0-4
USF scores between 60-69 points	4-1
USF scores between 70-79 points	4-1
USF scores between 80-89 points	2-0
USF scores between 90-99 points	0-0
USF scores more than 100 points	0-0
Two or less Bulls score in double figures	2-4
Three Bulls score in double figures	3-2
Four or more Bulls score in double figures	5-0
USF plays at Yuengling Center	9-0
USF plays on the road	1-2
USF plays at a neutral site	0-4
Playing in November	5-4
Playing in December	3-2
Playing in January	2-0
Playing in February	0-0
Playing in March	0-0
Playing on Saturday	0-2
Playing on Sunday	4-0
Playing on Monday	1-0
Playing on Tuesday	2-1
Playing on Wednesday	0-0
Playing on Thursday	0-2
Playing on Friday	3-1
Playing during the afternoon	7-5
Playing during the evening	3-1
Games decided by three points or less	1-0
Games decided by four to 10 points	3-2
Games decided by 11-20 points	1-3
Games decided by more than 20 points	5-1

## SCORING MARGINS

### Points: Margin of victory

1	2	3	4	5	6	7	8	9	10+
-	-	1	-	-	-	1	1	-	7

### Points: Margin of defeat

1	2	3	4	5	6	7	8	9	10+
-	-	-	1	-	-	-	-	-	5

## 2019-20 USF STARTING LINEUPS

Forward	Forward	Forward/Center	Guard	Guard	W-L
Mununga	Brabencova	Henshaw	Pinzan	Pehadzic	1-0
Mununga	Brabencova	Jordao	Pinzan	Pehadzic	1-0
Mununga	Septe	Henshaw	Pinzan	Pehadzic	1-0
Mununga	Brabencova	Jordao	Pinzan	Pehadzic	1-0
Mununga	Alvarez	Jordao	Pinzan	Pehadzic	0-1
Mununga	Alvarez	Henshaw	Pinzan	Pehadzic	1-0
Mununga	Brabencova	Henshaw	Pinzan	Pehadzic	0-1
Mununga	Septe	Leverett	Pinzan	Tsineke	1-1
Mununga	Brabencova	Henshaw	Alvarez	Tsineke	1-1
Jordao	Pehadzic	Henshaw	Alvarez	Tsineke	1-1
Jordao	Brabencova	Henshaw	Alvarez	Harvey	0-1
Mununga	Brabencova	Henshaw	Alvarez	Harvey	1-0
Mununga	Brabencova	Henshaw	Tsineke	Harvey	1-0

A LOOK AT THE AMERICAN

AMERICAN ATHLETIC CONFERENCE STANDINGS
(THROUGH JAN. 14)

	AAC	Pct.	Over.	Pct.
UConn	5-0	1.000	14-1	.933
Tulane	3-0	1.000	8-8	.500
USF	2-0	1.000	10-6	.625
Temple	3-1	.750	10-6	.625
Cincinnati	2-1	.667	11-5	.688
UCF	1-1	.500	9-5	.643
Wichita State	1-2	.333	9-7	.563
Houston	1-2	.333	8-9	.471
SMU	1-2	.333	7-8	.467
Tulsa	0-3	.000	5-11	.313
ECU	0-3	.000	3-13	.188
Memphis	0-4	.000	9-8	.529

PRESEASON POLL

1. UConn (11)	7. Tulane
2. USF	8. Memphis
T3. UCF (1)	9. Wichita State
T3. Cincinnati	10. Tulsa
5. Houston	11. ECU
6. Temple	12. SMU

UPCOMING AAC SCHEDULE
(ALL TIMES ARE EASTERN)

<b>January 16</b>	
UConn at UCF	6 p.m.
USF at Temple	7 p.m.

<b>January 18</b>	
Cincinnati at Tulane	4:30 p.m.

<b>January 19</b>	
Tulsa at UConn	12 p.m.
Temple at Wichita State	3 p.m.
ECU at Houston	3 p.m.
UCF at USF	3 p.m.

<b>January 21</b>	
ECU at Tulsa	8 p.m.
SMU at Memphis	8 p.m.

<b>January 22</b>	
Houston at Cincinnati	7 p.m.
USF at Wichita State	7:30 p.m.
UCF at Tulane	8 p.m.

<b>January 23</b>	
Pennsylvania at Temple	7 p.m.
Tennessee at UConn	7 p.m.

<b>January 25</b>	
UConn at ECU	1 p.m.
Memphis at UCF	2 p.m.
Wichita State at Houston	3 p.m.
Tulsa at SMU	3 p.m.
Tulane at USF	7 p.m.

three-point shots made in a game with six on 6-for-7 shooting (85.7 percent) from behind the arc.

■ USF jumped out to a 7-0 lead and then closed out the first quarter on a 12-2 run to take command of the game early on ... After leading at the end of 10 minutes, 19-9, the Bulls took an 18-point lead into the locker room at the intermission, 38-19, behind Harvey's 15 first half points and 50 percent shooting from the field, which included 53.8 percent from behind the arc ... USF also stepped up defensively holding the Golden Hurricane to just 23.3 percent shooting from the field in the first half.

■ After USF led by as many as 20 points, 36-16, with just over two minutes left in the first half, Tulsa battled its way back into the game closing out the third quarter on a 10-0 run to cut the Bulls' lead to eight, 47-39 ... The Golden Hurricane then carried that over into the final quarter, getting the USF lead to as few as four points, 51-47, with 6:10 left in the game ... That was as close as Tulsa got as USF scored 17 of the final 22 points in the game ... The Bulls went 6-for-8 from the free-throw line over the final three-plus minutes.

KRISTYNA BRABENCOVA NAMED AAC FOW, SYDNI HARVEY TO WEEKLY HONOR ROLL

■ USF's Kristyna Brabencova was named the American Athletic Conference Freshman of the Week and Sydni Harvey was named to the AAC Honor Roll

MISCELLANEOUS USF STATISTICS

<b>Double Figure Scorers</b>	
Elene Tsineke	8
Bethy Mununga	8
Maria Alvarez	7
Enna Pehadzic	4
Kristyna Brabencova	6
Tamara Henshaw	3
Shae Leverett	3
Elisa Pinzan	2
Sydni Harvey	2
Christina Bermejo	1
<b>Double-Doubles</b>	
Bethy Mununga	6
Shae Leverett	1
Tamara Henshaw	1
<b>Games Leading (Sharing) Scoring Honors</b>	
Elene Tsineke	4
Maria Alvarez	4
Enna Pehadzic	3
Bethy Mununga	2 (1)
Shae Leverett	(2)
Kristyna Brabencova	(1)
Tamara Henshaw	(1)
<b>Games Leading (Sharing) Rebounding Honors</b>	
Bethy Mununga	10 (1)
Tamara Henshaw	4 (1)
Shae Leverett	1 (1)

when the league announced its weekly awards on Jan. 13 ... It marks the second straight week a USF player earned the league's top freshman weekly honor, following Elena Tsineke being tabbed The American Freshman of the Week on Jan. 6.

■ Brabencova poured in a career-high 17 points and grabbed five rebounds in USF's lone game of the week, helping the Bulls to a 68-52 win at Tulsa on Jan. 12 ... The victory was the Bulls' first of the season on the road and improved them to 2-0 in The American and 10-6 overall ... In addition, Brabencova also had three steals, two assists and two blocked shots in the win ... She was 6-for-9 (66.7 percent) from the field, 2-for-3 (66.7 percent) from behind the arc, and a perfect 3-for-3 from the free-throw line. Her three steals tied a career high.

■ Harvey scored a game and season-high 20 points in the win at Tulsa ... She was 6-for-11 (54.5 percent) from the field, including a near perfect 6-for-7 (85.7 percent) from behind the three-point arc, and 2-for-2 from the free-throw line ... Her six treys made were a career-high, surpassing her previous best of four ... She also had three rebounds, two steals and an assist in the win.

USF'S LARGEST IN 2019-20

Lead	51 vs. Alabama State (80-29)
Deficit	25 vs. Mississippi State (86-61)
Margin of victory	51 vs. Alabama State (80-29)
Margin of defeat	25 vs. Mississippi State (86-61)
Halftime lead	19, 2X, last at Tulsa (38-19)
Halftime deficit	10 vs. Mississippi State (47-37)
Deficit in win	10 vs. Idaho (13-3)
Halftime deficit in win	5 vs. Brown (33-28)
Lead in loss	11 at UNLV (20-9)
Halftime lead in loss	1 vs. FGCU (37-36)

USF: HOME, ROAD & NEUTRAL

Category	Home	Road	Neutral
Record	9-0	1-2	0-4
Field Goal%	41.6	36.0	35.6
3-Pt. Field Goal%	34.3	30.9	26.3
Free Throw%	64.4	58.3	67.4
Oppt. Field Goal%	32.3	35.2	45.2
Oppt. 3-Pt. Field Goal%	29.4	35.1	38.6
Oppt. Free Throw%	66.9	68.3	63.6
Rebounding Avg.	46.4	37.3	41.0
Rebounding Margin	+15.4	+6.0	+7.0
Assists/Gm.	15.2	12.0	12.0
Turnovers/Gm.	14.1	19.7	20.5
Blocks/Gm.	4.4	4.3	4.0
Steals/Gm.	6.7	8.0	6.3
Points/Gm.	72.0	55.0	59.8
Points Allowed/Gm.	49.8	57.0	73.8



## USF's 2019-20 Weekly AAC Honorees

Enna Pehadzic \_\_\_\_\_ Player of the Week (Nov. 11)  
 Maria Alvarez \_\_\_\_\_ Freshman of the Week (Nov. 18)  
 Bethy Mununga \_\_\_\_\_ AAC Honor Roll (Nov. 18)  
 Bethy Mununga \_\_\_\_\_ AAC Honor Roll (Nov. 25)  
 Maria Alvarez \_\_\_\_\_ AAC Honor Roll (Dec. 9)  
 Maria Alvarez \_\_\_\_\_ AAC Honor Roll (Dec. 16)  
 Shae Leverett \_\_\_\_\_ AAC Honor Roll (Dec. 16)  
 Bethy Mununga \_\_\_\_\_ AAC Honor Roll (Dec. 31)  
 Elena Tsineke \_\_\_\_\_ Freshman of the Week (Jan. 6)  
 Kristyna Brabencova \_\_\_\_\_ Freshman of the Week (Jan. 13)  
 Sydney Harvey \_\_\_\_\_ AAC Honor Roll (Jan. 13)

## TAMARA HENSHAW NAMED TO DUEL IN THE DESERT ALL-TOURNAMENT TEAM

■ Senior forward Tamara Henshaw was named to the Duel in the Desert All-Tournament Team, after her performance in the two-game tournament, Dec. 19-21.

■ Despite averaging just 7.0 points per game against No. 15 Mississippi State and UNLV, Henshaw was a force on the boards grabbing 11.5 rebounds per contest, in addition to 1.5 steals and 1.0 blocked shots per outing ... She pulled down 10 rebounds to go along with six points against the Bulldogs in the tournament opener, along with two steals ... Against the Lady Rebels, Henshaw grabbed 13 rebounds and netted eight points.

## ELENA TSINEKE NAMED TO CANCUN CHALLENGE ALL-TOURNAMENT TEAM

■ After just four collegiate games, freshman Elena Tsineke was named to the Cancun Challenge All-Tournament Team for her efforts in the three-game event, Nov. 28-30.

■ Tsineke averaged 11.7 points per game and 2.3 rebounds per outing – against South Dakota State, Florida Gulf Coast and Notre Dame – in the Cancun Challenge ... She shot 11-27 (40.7 percent) from the floor, 6-17 (35.3 percent) from behind the arc, and 7-8 (87.5 percent) from the charity stripe ... She scored double figures in two of the three outings, including a career-high 19 points Florida Gulf Coast on 5-for-9 (55.6 percent) shooting from the field, 2-for-4 (.500) from three-point range, and a near perfect 7-for-8 (87.5 percent) from the free-throw line ... She also had two assists and two steals against the Eagles ... She followed that up the next morning with 12 points and four rebounds against 2019 NCAA national runner-up Notre Dame.

## GETTING SOCIAL WITH THE BULLS

■ Fans are encouraged to follow @USFWBB on Twitter, and “Like” USF women’s basketball on Facebook ([www.Facebook.com/USFwomensbasketball](http://www.Facebook.com/USFwomensbasketball)) for the latest Bulls’ basketball news ... Follow all of USF’s athletic teams on Twitter (@USFAthletics), Facebook (Facebook.com/USFAthletics), YouTube (BullsVision), and Instagram (USFAthletics).

## NEW LOOK BULLS

■ USF has seven players returning from last year’s roster, including two preseason AAC All-Conference selections - Enna Pehadzic and Sydney Harvey - however it also welcomes six new additions.

■ The Bulls added five incoming freshmen in Maria Alvarez, Mihaela Lazic, Elana Tsineke, Cristina Bermejo and Kristyna Brabencova, in addition to tow-time NJCAA All-American, Bethy Mununga.

## CLEANING THE GLASS

■ USF, the American Athletic Conference leader in rebounding a year ago, got on the glass early and often in the season opener against Jacksonville on Nov. 5 ... The Bulls pulled down 63 rebounds against the Dolphins which is second in The American through Jan. 13, and tied for 12th most in the nation.

■ In addition, the 63 boards is tied for the eighth most in program history in a single game, and the most since grabbing 67 against Houston Baptist on Nov. 12, 2017.

■ USF’s 63 total rebounds mark only the fifth time since 2000 that it has grabbed 62-or-more rebounds in a game ... The single game record is 76 set against Rollins on Nov. 8, 1980.

■ USF followed up its 63 rebound effort with 52 against Howard on Nov. 12 ... USF also grabbed 53 rebounds against Alabama State on Dec. 6 and 51 against Idaho on Dec. 15, in back-to-back games.

■ Despite USF totaling its second fewest rebounds of the season against No. 2/2 Baylor, the Bulls found themselves outrebounding the Bears, 35-33, including 15-10 on the offensive boards.

■ Coming into the Temple game, the Bulls have outrebounded each opponent they have played this season, 694-509 (43.4-31.8).

## THE BULLS HAVE BEEN TREYMENDOUS

■ USF has had the hot hand from behind the three-point arc this season, hitting 124 treys in its 16 games ... The Bulls come into the Temple game first in The American in three-point field goals made, through games of Jan. 13, and 46th in the nation.

## TOP 25 RANKINGS

### ASSOCIATED PRESS (as of Jan. 13)

1.	South Carolina (20)	16-1
2.	<b>Baylor (7)</b>	<b>13-1</b>
3.	Stanford (1)	15-1
4.	<b>UConn</b>	<b>13-1</b>
5.	Louisville (2)	16-1
6.	Oregon	13-2
7.	UCLA	16-0
8.	Oregon State	15-1
9.	NC State	15-1
10.	<b>Mississippi State</b>	<b>15-2</b>
11.	Kentucky	14-2
12.	Texas A&M	14-2
13.	Florida State	15-2
14.	DePaul	15-2
15.	Indiana	14-3
16.	Gonzaga	16-1
17.	West Virginia	13-1
18.	Arizona State	13-4
19.	Missouri State	14-2
20.	Maryland	12-4
21.	Arizona	13-3
22.	Iowa	13-3
23.	Arkansas	14-3
24.	Tennessee	13-3
25.	South Dakota	16-2

Also Receiving Votes: Princeton, Northwestern, Rutgers, Georgia Tech, **Florida Gulf Coast**.

### USA TODAY/WBCA COACHES POLL (as of Jan. 14)

1.	<b>Baylor (16)</b>	<b>13-1</b>
2.	South Carolina (12)	16-1
3.	Stanford (2)	15-1
4.	Louisville (1)	16-1
5.	<b>UConn</b>	<b>13-1</b>
6.	Oregon	13-2
7.	Oregon St. (1)	15-1
8.	UCLA	16-0
9.	<b>Mississippi State</b>	<b>15-2</b>
10.	NC State	15-1
11.	Kentucky	14-2
12.	Texas A&M	14-2
13.	Gonzaga	16-1
13.	Florida State	15-2
15.	DePaul	15-2
16.	Indiana	14-3
17.	Missouri State	14-2
18.	West Virginia	13-1
19.	Arizona State	13-4
20.	Maryland	12-4
21.	South Dakota	15-2
22.	Arizona	13-3
23.	Arkansas	14-3
24.	Iowa	13-3
25.	Tennessee	13-3

Also Receiving Votes: Princeton, **Florida Gulf Coast**, Northwestern, Georgia Tech, Rutgers, Creighton, Stony Brook.

■ Against Alabama State on Dec. 6, USF was on fire from behind the arc, hitting 17 treys, the second most in school history, behind only the 21 made against Southern on Dec. 15, 2017 ... The 17 made is tied for the eighth most in the nation this season through Jan. 13.

■ Despite now being out for the season with a knee injury, Maria Alvarez is fourth in The American in three-point field goals made with 34 through Jan. 13, ... Alvarez was a perfect 4-for-4 from behind the arc against Idaho with all four coming in the fourth quarter, leading the Bulls' come-from-behind win.

## DOUBLE DIPPING

■ USF newcomer Bethy Mununga has gotten her career in the Green and Gold off to an impressive start ... The two-time NJCAA All-American has recorded six double-doubles in her first 13 games with the Bulls ... She is currently third in The American, and 48th in the nation, through Jan. 13 ... Most recently, Mununga netted a career-high tying 16 points and grabbed a career-best 14 rebounds against Brown, on Dec. 30, in her first game back after a hamstring injury suffered against Alabama State on Dec. 6.

■ Included in her six double-doubles is a career-high tying 16 points, along with 12 boards against No. 2/2 Baylor on Nov. 19.

■ In addition to Mununga, Shae Leverett and Tamara Henshaw are the only other players on the roster to record a double-double this year ... Leverett posted a 12-point, 13-rebound effort against Saint Francis (Pa.), on Nov. 24, for her first of the season and the sixth of her career, while Henshaw scored 15 points and grabbed 10 rebounds against Brown on Dec. 30 for the 11th of her career.

## LACING 'EM UP AGAINST THE BEST

■ During the 2019-20 campaign, the Bulls will battle through their usual daunting schedule featuring 12 teams that advanced to either the NCAA Tournament (8) or the WNIT (4).

■ In addition to the eight teams that advanced to the NCAA Tournament that dot USF's schedule, the Bulls will face three of the four No. 1 seeds from last season's "Big Dance" ... USF will play the two teams that played for the national championship – in Tampa at Amalie Arena – when the Bulls travel to Baylor (Nov. 19) and then face Notre Dame (Nov. 30) in the Cancun Challenge ... In addition, USF will take on Mississippi State (Dec. 19) in the Duel in the Desert in Las Vegas, along with its annual AAC home-and-home with UConn (Feb. 16, March 2).

■ USF also faces Texas (Nov. 8) at home, South Dakota State (Nov. 28) and Florida Gulf Coast (Dec. 29) in Cancun, and UCF (Jan. 19, Feb. 19).

## HOME, SWEET HOME

■ To say that USF has defended their home court over the last five-plus seasons - 85 games - is an understatement ... The Green and Gold have dropped just 14 games (70-14), since the beginning of the 2014-15 season, including four or fewer losses five times during that stretch.

## Seasons with four or fewer home losses since the beginning of the 2014-15 season

2019-20	9-0
2017-18	13-1
2016-17	10-4
2015-16	15-1
2014-15	13-3

■ USF has also proven to be one of the elite teams in The American, and to do that you need to win games at home ... The Bulls are 32-11 in AAC games at home, and were 29-5 prior to the 2018-19 season.

■ Games at the Yuengling Center are no vacation for nonconference foes when they come to Tampa ... Over the last five-plus seasons, the Bulls have posted a 36-2 record in nonconference games at home, which includes this seasons wins over Jacksonville (70-39), No. 15/15 Texas (64-57), Howard (82-53), VCU (77-55), Saint Francis (Pa.) (62-23), Alabama State (80-29), Idaho (67-64) and Brown (Dec. 30) ... USF has won 21 straight nonconference games, and 33 of its last 34, with the only loss coming to Louisville during the 2016-17 season.

■ During the last five-plus years, the likes of Oklahoma, LSU, Louisville, Penn State, Oklahoma State, St. John's, and this season Texas, have visited USF for non-conference tilts.

## PRIMED FOR THE POSTSEASON

■ USF has made 15 postseason tournament appearances and had six NCAA Tournament berths in head coach Jose Fernandez's previous 19 seasons ... The all-time winningest coach in program history, Fernandez has guided USF to nine 20-win seasons, two WNIT final four appearances, the 2009 WNIT championship and won more than 350 games.

## BULLS SHINE ON THE INTERNATIONAL STAGE

■ Before the team's preparation for the 2019-20 season, five Bulls showcased their talent on the world stage at the FIBA U20 Women's European Championship and 2019 Women's Pan American Games over the summer.

■ USF was represented well in Klatovy, Czech Republic and Prishtina, Kosovo at the FIBA U20 Women's European Championships with four Bulls competing for four different countries – freshman wing Kristyna Brabencova (Czech Republic), sophomore center Beatriz Jordao (Portugal), sophomore point guard Elisa Pinzan (Italy) and freshman guard Elena Tsineke (Greece) ... Pinzan earned team bragging rights as she, and her Italian teammates, took home the gold, defeating Russia, 70-67.

■ Freshman guard Maria Alvarez (Bal Harbour, Fla.) played for the Colombia senior national team at the 2019 Pan American Games in August in Lima, Peru ... It's been a busy stretch of basketball for Alvarez, who averaged 12 points, 4.4 rebounds and a team-best 3.1 assists in seven games for Colombia at the FIBA U19 Women's Basketball World Cup in July in Thailand.

## PEHADZIC, HARVEY EARN '18-19 ALL-AAC KUDOS

■ The Bulls welcome back two players that earned AAC all-conference honors at the conclusion of the 2018-19 season, in redshirt junior guard Enna Pehadzic and freshman Sydney Harvey.

## 2019-20 USF HONORS

### Maria Alvarez

- AAC Freshman of the Week (Nov. 18)
- AAC Weekly Honor Roll (Dec. 9)
- AAC Weekly Honor Roll (Dec. 16)

### Sydni Harvey

- AAC Freshman of the Week (Jan. 13)

### Tamara Henshaw

- Duel in the Desert All-Tournament Team (Dec. 21)

### Kristyna Brabencova

- AAC Weekly Honor Roll (Jan. 16)

### Shae Leverett

- AAC Weekly Honor Roll (Dec. 16)

### Bethy Mununga

- AAC Weekly Honor Roll (Nov. 18)
- AAC Weekly Honor Roll (Nov. 25)
- AAC Weekly Honor Roll (Dec. 30)

### Enna Pehadzic

- AAC Player of the Week (Nov. 11)
- College Madness AAC Player of the Week (Nov. 11)
- Preseason All-AAC

### Elena Tsineke

- Cancun Challenge All-Tournament Team (Nov. 30)
- AAC Freshman of the Week (Jan. 6)

■ Pehadzic averaged 12.1 points per game and 15.4 points per outing in The American ... Against East Carolina on Feb. 20, 2019, Pehadzic poured in a career-high 35 points, the second highest point total by any AAC player during the 2018-19 campaign ... Pehadzic also earned AAC All-Tourney honors.

■ Joining Pehadzic was Harvey, who was named to the AAC All-Freshman team after her rookie campaign ... Harvey averaged 11.7 points per outing and made an immediate impact for the Bulls ... She poured in a career-high 25 points against Tulane on Jan. 19, 2019, and was twice named the Freshman of the Week ... She also owns two AAC Honor Roll awards and was named to the Paradise Jam Tournament All-Star Team after her 52-point burst in the U.S. Virgin Islands.

#### A SOLID FRONT COURT RETURNS FOR USF

■ Returning this season for the Bulls in the frontcourt is a trio of players – Beatriz Jordao, Shae Leverett and Tamara Henshaw – that made noise in The American, or early on in the year, before the injury bug hit.

■ Henshaw, the Bulls' lone senior, is expected to continue being a force inside ... She averaged 6.5 points per game but was a real problem on the glass for the opposition, grabbing a team leading 8.1 rebounds per outing which ranked fourth in the AAC ... In addition, she grabbed 10.3 rebounds per contest in AAC games, which was tops in the conference.

■ Leverett, a redshirt junior center, averaged 7.4 points and 7.5 rebounds per contest, which was good enough for second on the team ... She recorded eight double-figure scoring performances and grabbed double-digit rebounds seven times ... Leverett also rejected 1.6 blocks per game, good enough for third in The American, and 2.6 rejections per outing in conference action which led the league.

■ Jordao, a sophomore center, averaged 11.3 points, 5.7 rebounds and 1.9 blocks per game before suffering a season-ending injury after just 12 games ... She started her career with a bang, recording a double-double at Ohio State on Nov. 6, 2018, with 17 points and 10 rebounds.

#### USF PICKED 2ND IN AAC PRESEASON POLL

■ USF was picked second in the preseason American Athletic Conference Poll, it announced on Oct. 14.

■ The Bulls, who earned 107 points, were selected behind only UConn (121), which enters its final season in The American. UCF (96) and Cincinnati (96) are tied for third while Houston (81) rounds out the top five teams in the preseason poll. Temple (68), Tulane (59), Memphis (42) and Wichita State (37) were slotted sixth through ninth, respectively, with Tulsa (33), East Carolina (31) and SMU (21) rounding out the bottom three teams.

#### ELENA TSINEKE NOTES

■ Elena Tsineke has had a great start to her collegiate career after being cleared to play by the NCAA – on Nov. 20 – and missing the first five games of the year ... She currently leads the team in scoring, averaging 12.0 points per contest ... She is shooting 41.3 percent (43-for-104) from the field, including 34.6 percent (18-for-52) from behind the three-point arc, and an impressive 84.8 percent (28-for-33) from the charity stripe.

■ Tsineke dropped in a game high 13 points, in 21 minutes, on 4-for-8 (50.0 percent) shooting from the field, 1-for-2 (50.0 percent) from three-point range, and 4-for-5 (80.0 percent) from the free-throw line against Saint Francis (Pa.) on Nov. 24 in her collegiate debut ... In addition, she recorded one rebound and a steal in the win.

■ Tsineke has scored double figures in seven of her last nine games played, and in eight of the 11 games she has played in the Green and Gold ... She poured in a career-high 19 points against Florida Gulf Coast, on Nov. 29 in the Cancun Challenge, on 5-for-9 shooting (55.6 percent), 2-for-4 from behind the three-point arc, and a near perfect 7-for-8 (87.5 percent) from the free-throw line.

■ Tsineke posted a career-high tying 19-point performance on Jan. 5, in the Bulls' 76-68 win over Cincinnati ... Tsineke was 5-for-10 (50.0 percent) from the field, 3-for-7 (42.9 percent) from three-point range, and a perfect 6-of-6 from the line en route to her 19 points.

■ Tsineke posted a 17-point outing – her second highest point total of her collegiate career – against Brown on Dec. 30 ... She shot 46.2 percent (6-for-13) from the field, 42.9 percent (3-for-7) from three-point range, and 66.7 percent (2-for-3) from the charity stripe in the win.

■ Tsineke was named to the 2019 Cancun Challenge All-Tournament Team for her efforts in the three-game event ... Tsineke averaged 11.7 points per game and 2.3 rebounds per outing – against South Dakota State, Florida Gulf Coast and Notre Dame – in the Cancun Challenge ... She shot 11-for-27 (40.7 percent) from the floor, 6-for-17 (35.3 percent) from behind the arc, and 7-for-8 (87.5 percent) from the charity stripe.

#### BETHY MUNUNGA NOTES

■ Bethy Mununga is off to a good start to her USF career after making a name for herself as a two-time NJCAA All-American at Northeastern Oklahoma A&M College ... She, however, missed three games due to an injured hamstring suffered against Alabama State on Dec. 6 ... She returned to the court on Dec. 30 against Brown ... So far this season, Mununga has been named to the AAC weekly Honor Roll three times (Nov. 18 and Nov. 25, and Dec. 31).

■ Mununga is second on the team in scoring, averaging 10.9 points per game, and is also tops on the team in rebounding, grabbing 9.6 boards per outing ... In addition, her rebounding average is second in The American, and 44th nationally, through Jan. 13.

■ Mununga is also shooting 52.7 percent (59-of-112) from the field ... She has shot less than 50 percent just four times this season ... She was an efficient 75.0 percent (6-for-8) in the win over No. 15/15 Texas on Nov. 8 and shot at an 87.5 percent (6-for-7) clip against VCU on Nov. 15, and most recently, hitting 70.0 percent (7-for-10) against Cincinnati on Jan. 5.

■ Mununga has recorded six double-doubles in her 13 games with the Bulls ... In addition, she was two rebounds shy of a double-double against No. 15/15 Texas with 12 points and eight boards.

#### USF WOMEN'S HOOPS INVITED TO PLAY IN BAD BOY MOWERS BATTLE 4 ATLANTIS

■ The University of South Florida women's basketball team has been invited to take part in the inaugural Bay Boy Mowers Battle 4 Atlantis tournament in Paradise Island, Bahamas at the Atlantis Paradise Island Hotel.

The tournament will be held Nov. 21-23, 2020, immediately preceding the men's tournament that runs each year through the Thanksgiving holiday as one of the premier events on the early college basketball schedule.

"Just like every year, we want to give ourselves great opportunities to play quality opponents in November and December," said USF head coach Jose Fernandez. "We are very excited to take part in the first Battle 4 Atlantis for women."

The Bulls will be joined by a host of collegiate women's basketball powers, including current No. 3 Oregon, No. 6 South Carolina, Syracuse, Central Michigan, Marquette, Minnesota and Oklahoma. Opponents, game times and additional tournament details will be announced at a later date.





### Mununga's career double-doubles

Nov. 5, 2019 vs. Jacksonville	11 pts./12 rbs.
Nov. 12, 2019 vs. Howard	14 pts./11 rbs.
Nov. 15, 2019 vs. VCU	14 pts./12 rbs.
Nov. 19, 2019 vs. No. 2/2 Baylor	16 pts./12 rbs.
Nov. 28, 2019 vs. South Dakota State	15 pts./12 rbs.
Dec. 30, 2019 vs. Brown	16 pts./14 rbs.

■ Mununga didn't show any ill effects from her pulled hamstring, which caused her to miss three games in December ... She returned to the hardwood on Dec. 30, against Brown, to score a career-high tying 16 points and grab a career-best 14 rebounds.

### MARIA ALVAREZ NOTES

■ Maria Alvarez was not fazed one bit by being thrown into the fire during her first collegiate season, unfortunately, however, she suffered a season-ending knee injury on Jan. 5 against Cincinnati ... Through the Cincinnati game, Alvarez was third on the team in scoring, averaging 8.8 points per game, and was second in assists dropping 3.3 dimes per contest ... She was also shooting 33.6 percent (44-for-131) from the field in her 15 games played ... Alvarez was recognized three times this season by the American Athletic Conference as AAC Rookie of the Week (Nov. 18) and as a two-time member of the weekly Honor Roll (Dec. 9 and Dec. 16).

■ Alvarez scored in double figures in three of the last six games she played in, and in seven of 15 games this season, including against VCU, on Nov. 15, when she poured in a career-high 20 points on 7-for-10 shooting (70.0 percent) from the field and 5-for-7 (71.4 percent) from three-point range ... She also had 14 points against Florida Gulf Coast on Nov. 29 in game two of the Cancun Challenge to go along with a career-high six assists.

■ Alvarez had an impressive game high 18-point performance against Alabama State on Dec. 6 ... She was 6-for-11 from the field (54.5 percent) from the field with all of her attempts coming from behind the arc.

■ Alvarez was clutch against Idaho, on Dec. 15, in the Bulls' 67-64 come-from-behind win ... She scored a team-high 14 points on 4-of-9 shooting (44.4 percent) from the field, including 4-of-7 (57.1 percent) from behind the three-point arc, and 2-for-2 from the free-throw line ... Alvarez went 4-for-4 from the field in the fourth quarter, for 12 points, including two back-to-back threes that cut the Vandals' lead from five to two points with 2:01 left in the game, and then another trey, on the next possession, to put the Bulls up for good, with just over a minute left ... In addition to her 14 points, Alvarez also recorded four points and four assists in the win.

### ELISA PINZAN NOTES

■ Elisa Pinzan finds herself just shy of the double-figure scoring club, averaging 8.0 points per game ... The sophomore guard is also leading the team in assists per game, handing out 4.5 per outing, despite sitting out four of the last five games due to an ankle injury suffered against Alabama State on Dec. 6 ... She dressed against Cincinnati on Jan. 5, however did not play ... Pinzan had back-to-back games where she dished out a career-high tying eight assists against VCU on Nov. 15, and then six assists against No. 2/2 Baylor on Nov. 19.

■ Pinzan returned to the court on Jan. 12, at Tulsa, where she played 32 minutes and scored eight points and dished out seven assists against the Golden Hurricane.

■ Pinzan had a productive outing against Alabama State on Dec. 6, scoring nine points and handing out seven assists against the Lady Hornets.

### Elisa Pinzan's career games with five-plus assists

8	vs. VCU (Nov. 15, 2019)
8	vs. Tulane (March 8, 2019)
8	Bethune Cookman (Nov. 15, 2018)
7	Tulsa (Jan. 12, 2020)
7	Alabama State (Dec. 6, 2019)
7	Wichita State (Feb. 23, 2019)
7	Tulsa (Feb. 16, 2019)
7	Oklahoma (Nov. 18, 2018)
6	Baylor (Nov. 19, 2019)
6	Memphis (Jan. 23, 2019)
6	vs. Virginia (Dec. 21, 2018)
5	Texas (Nov. 8, 2019)
5	Jacksonville (Nov. 5, 2019)
5	UConn (March 3, 2019)
5	vs. UCLA (Nov. 24, 2018)

■ Pinzan had a season high 14-point outing at No. 2/2 Baylor on Nov. 19, shooting 35.7 percent (5-for-14) from the field and 57.1 percent (4-for-7) from behind the three-point arc ... That came one game after she posted a 13-point outing against VCU on Nov. 15, shooting 41.7 percent (5-for-12) from the field and 40.0 percent (2-for-5) from behind the three-point arc.

### TAMARA HENSHAW NOTES

■ Tamara Henshaw, the Bulls' lone senior, continues to be a consistent presence for the Bulls ... Henshaw is averaging 6.1 points per game and is second on the team in rebounding, grabbing 7.5 boards per contest, good enough for ninth in The American through Jan. 13 ... She has grabbed double-digit rebounds in five of the last seven games through USF's win at Tulsa on Jan. 12.

■ Henshaw has scored in double figures three times this season, with 10 points against Saint Francis (Pa.) (Nov. 24) and against Florida Gulf Coast (Nov. 29) in Cancun, and 15 points against Brown (Dec.30) ... She has netted double-digits in 28 of her 117 career games with the Bulls.

■ Henshaw grabbed a career high tying 15 rebounds against Alabama State on Dec. 6 ... She has grabbed double-digit rebounds 27 times in her collegiate career ... Most recently, she grabbed 10 rebounds against Brown on Dec. 30.

### Henshaw's career games with 11-plus rebounds

15	vs. Alabama State (Dec. 6, 2019)
15	vs. Tulane (March 8, 2019)
15	at Houston (Feb. 27, 2019)
15	at SMU (Jan. 26, 2019)
13	at UNLV (Dec. 21, 2019)
13	at Cincinnati (March 2, 2019)
13	vs. Stetson (Dec. 30, 2016)
12	vs. Idaho (Dec. 15, 2019)
12	vs. Wichita State (Feb. 23, 2019)
12	at East Carolina (Feb. 20, 2019)
12	at Tulane (Feb. 6, 2019)
11	vs. Memphis (Jan. 23, 2019)
11	vs. Albany (Jan. 9, 2018)
11	at Tulane (Jan. 4, 2017)

■ With her three rebounds on Jan. 5 against Cincinnati, Henshaw became the eighth player in program history to reach the 800 career rebound plateau, finishing the game with 803 for her career ... She currently had 806 career rebounds, following Tulsa, sits in sole possession of eighth on USF's all-time rebounding list after passing Keira Rozier (1992-95) during the Duel in the Desert in Las Vegas ... She is now just 17 rebounds shy of joining Nalini Miller (2003-07) in seventh all-time with 823.

### USF career rebounding leaders

1.	Alisia Jenkins (2012-16)	1,284
2.	Wanda Guyton (1985,87-89)	1,077
3.	Courtney Williams (2012-16)	931
4.	Mary Klinewski (1982-85)	909
5.	Maria Jespersen (2014-18)	891
6.	Jessica Lawson (2007-10)	863
7.	Nalini Miller (2003-07)	823
8.	<b>Tamara Henshaw (2016-present)</b>	<b>806</b>
9.	Keira Rozier (1992-95)	770
10.	Jessica Dickson (2003-07)	746

■ Henshaw is currently 13th all-time in school history in career games played with 117 ... She is currently three games shy of tying Rachael Sheats (2003-07) and Porche Grant (2006-09, 10-11) for 11th all-time.

### USF all-time career games played

1.	Shalethia Stringfield (2011-12, 13-16)	139
2.	Courtney Williams (2012-16)	138
3.	Maria Jespersen (2014-18)	134
4.	Shantia Grace (2005-09)	132
5.	Alisia Jenkins (2012-16)	131
6.	Akila McDonald (2010-14)	130
7.	Tiffany Conner (2009-13)	125
	Jessica Dickson (2003-07)	125
9.	Jessica Lawson (2004, 07-10)*	124
10.	Laura Ferreira (2014-19)	121
11.	Rachael Sheats (2003-07)	120
	Porche Grant (2006-09, 10-11)	120
13.	<b>Tamara Henshaw (2016-present)</b>	<b>117</b>
14.	Nalini Miller (2003-07)	115
	Jasmine Wynne (2008-12)	115
16.	Alana Tanksley (2001-05)	113

\* Includes games played in 2004-05 with California

### ENNA PEHADZIC NOTES

■ Redshirt junior Enna Pehadzic looks to build on what was a solid 2018-19 campaign ... Pehadzic is the Bulls top returning scorer averaging 12.1 points per game in 35 games last season ... For her efforts, the Denmark native was named Second Team All-AAC and to The America All-Tournament Team.

■ Pehadzic is currently averaging 6.6 points per game ... She has scored double figures in 26 of the past 43 games dating back to last season, including a career-high 35-point outing at East Carolina on Feb. 20, 2019 ... She has also scored 20-or-more points on seven other occasions which includes a 20-point night on Nov. 5 in the season opener against Jacksonville.

## WHERE USF RANKS AS A TEAM IN THE NCAA (THROUGH JAN. 13)

## NCAA Statistics

## South Fla. - 2019-20 Women's Basketball Ranking Summary thru games 01/13/2020

Statistic	National Rank	Conference Rank	Value	National Leader	Value	Conference Leader	Value
Assist Turnover Ratio (348 ranked)	161	4	0.82	Oregon	1.75	UConn	1.36
Assists (348 ranked)	119	5	221	DePaul	342	Cincinnati	274
Assists Per Game (348 ranked)	133	5	13.8	Baylor	23.2	UConn	19.1
Blocked Shots (348 ranked)	51	3	69	South Carolina	141	UConn	80
Blocked Shots Per Game (348 ranked)	60	4	4.3	South Carolina	8.3	UConn	5.7
Defensive Rebounds per Game (29 ranked)				Tennessee	33.5	UConn	30.5
Fewest Fouls (345 ranked)	268	7	291	UConn	153	UConn	153
Fewest Turnovers (348 ranked)	237	6	268	Penn	147	UConn	197
Field-Goal Percentage (348 ranked)	209	8	39.1	Baylor	51.5	UConn	47.9
Field-Goal Percentage Defense (348 ranked)	52	2	36.1	Baylor	29.6	UConn	34.8
Free Throw Attempts (348 ranked)	207	9	254	Troy	412	Wichita St.	379
Free Throws Made (348 ranked)	248	10	162	Denver	303	Wichita St.	258
Free-Throw Percentage (348 ranked)	285	8	63.8	William & Mary	80.5	UCF	76.1
Offensive Rebounds per Game (30 ranked)	7	1	16.8	Troy	23.2	South Fla.	16.8
Personal Fouls Per Game (348 ranked)	242	7	18.2	UConn	10.9	UConn	10.9
Rebound Margin (348 ranked)	9	1	11.6	Tennessee	16.3	South Fla.	11.6
Rebounds (348 ranked)	24	2	694	Troy	819	Temple	695
Rebounds Per Game (348 ranked)	20	4	43.38	Troy	54.60	UConn	44.07
Scoring Defense (348 ranked)	37	2	57.1	Georgia Tech	47.8	UConn	56.6
Scoring Margin (348 ranked)	78	2	8.6	Baylor	38.6	UConn	23.1
Scoring Offense (348 ranked)	174	6	65.8	Baylor	87.4	UConn	79.7
Steals (347 ranked)	234	11	109	Alcorn	235	East Carolina	223
Steals Per Game (348 ranked)	256	11	6.8	Alcorn	14.7	East Carolina	13.9
Three Pt FG Defense (348 ranked)	245	8	32.7	Arkansas	23.3	Tulane	26.5
Three-Point Field Goals Attempted (149 ranked)	22	1	395	FGCU	693	South Fla.	395
Three-Point Field Goals Made (348 ranked)	46	1	124	FGCU	231	South Fla.	124
Three-Point Field Goals Per Game (348 ranked)	51	2	7.8	FGCU	12.2	UConn	8.1
Three-Point Field-Goal Percentage (348 ranked)	165	6	31.4	Holy Cross	41.3	UConn	38.3
Turnover Margin (348 ranked)	245	10	-1.50	FGCU	10.79	East Carolina	8.69
Turnovers Forced (348 ranked)	246	11	15.25	Alcorn	29.06	East Carolina	25.56
Turnovers Per Game (348 ranked)	204	5	16.8	FGCU	9.9	Cincinnati	12.8
Won-Lost Percentage (346 ranked)	111	4	62.5	UCLA	100.0	UConn	92.9



WHERE USF RANKS INDIVIDUALLY IN THE NCAA (THROUGH JAN. 13)

Statistic	Player	National Rank	Conference Rank	Value	National Leader	Value	Conference Leader	Value
Assist Turnover Ratio (249 ranked)	Maria Alvarez	70	2	1.96	Kelly Campbell, DePaul	5.88	Asonah Alexander, Temple	3.36
Assists (149 ranked)					Jayde Christopher, Boise St.	139	Asonah Alexander, Temple	84
Assists Per Game (250 ranked)					Sabrina Ionescu, Oregon	8.6	Asonah Alexander, Temple	5.3
Blocked Shots (143 ranked)					Brittany Brewer, Texas Tech	74	Olivia Nelson-Ododa, UConn	58
Blocked Shots Per Game (250 ranked)	Bethy Mununga	174	6	1.15	Brittany Brewer, Texas Tech	5.29	Olivia Nelson-Ododa, UConn	4.14
Defensive Rebounds per Game (30 ranked)					Natalie Kucowski, Lafayette	10.1	Megan Walker, UConn	7.6
Double Doubles (48 ranked)	Bethy Mununga	48	3	6	Unique Thompson, Auburn	14	Mia Davis, Temple	11
Field Goal Attempts (150 ranked)					Chennedy Carter, Texas A&M	316	Lashonda Monk, East Carolina	248
Field Goals Made (145 ranked)					Chanette Hicks, Norfolk St.	145	Imar'I Thomas, Cincinnati	129
Field-Goal Percentage (250 ranked)					Ayana Mitchell, LSU	71.0	Imar'I Thomas, Cincinnati	60.8
Final Points (197 ranked)					Rhyme Howard, Kentucky	381	Imar'I Thomas, Cincinnati	327
Free Throw Attempts (147 ranked)					Keni Jo Lippe, Oral Roberts	123	Arsula Clark, Tulane	107
Free Throws Made (143 ranked)					Ashley Joens, Iowa St.	103	Mia Davis, Temple	73
Free-Throw Percentage (249 ranked)					Alexis Brown, Ga. Southern	95.1	Angel Rizor, Cincinnati	87.0
Minutes Played (150 ranked)					Dor Saar, Maine	681:25	Dorian Branch, Houston	606:42
Minutes Played Per Game (150 ranked)					Rose Caverly, Vermont	39.40	Sam Rodgers, Cincinnati	36.34
Offensive Rebounds per Game (30 ranked)	Bethy Mununga	17	1	4.2	Unique Thompson, Auburn	5.3	Bethy Mununga, South Fla.	4.2
Points Per Game (250 ranked)					Stella Johnson, Rider	27.8	Megan Walker, UConn	20.9
Rebounds (145 ranked)	Bethy Mununga	123	8	125	Ila Lane, UC Santa Barbara	193	Mia Davis, Temple	163
					Natasha Mack, Oklahoma St.	193		
Rebounds Per Game (250 ranked)	Bethy Mununga	44	2	9.6	Natalie Kucowski, Lafayette	13.7	Mia Davis, Temple	10.9
	Tamara Henshaw	194	9	7.5				
Steals (149 ranked)					Stephanie Karcz, Loyola Maryland	88	Lashonda Monk, East Carolina	65
Steals Per Game (249 ranked)					Stephanie Karcz, Loyola Maryland	5.87	Lashonda Monk, East Carolina	4.06
Three-Point Field Goals Attempted (145 ranked)	Maria Alvarez	59	3	108	Taylor Robertson, Oklahoma	159	Marissa Mackins, Temple	131
Three-Point Field Goals Made (139 ranked)	Maria Alvarez	107	4	34	Taylor Robertson, Oklahoma	78	Marissa Mackins, Temple	46
Three-Point Field Goals Per Game (247 ranked)	Maria Alvarez	111	5	2.27	Taylor Robertson, Oklahoma	5.20	Marissa Mackins, Temple	2.88
Three-Point Field-Goal Percentage (201 ranked)	Maria Alvarez	181	7	31.5	Libby Bazalak, Duquesne	50.0	Megan Walker, UConn	46.3
Triple Doubles (2 ranked)					Sabrina Ionescu, Oregon	4		

## USF TV/RADIO PHOTO ROSTER

0




**Enna  
PEHADZIC**  
W | 5-9 | R-Jr.  
Horsens, Denmark

1



**Maria  
ALVAREZ**  
G | 5-7 | Fr.  
Bal Harbour, Fla.

2



**Mihaela  
LAZIC**  
PG | 5-6 | Fr.  
Slavonski Brod, Croatia

3



**Sydni  
HARVEY**  
G | 5-10 | So.  
Nashville, Tenn.

4



**Elisa  
PINZAN**  
PG | 5-8 | So.  
Murano, Italy

5



**Elena  
TSINEKE**  
G | 5-8 | Fr.  
Thessaloniki, Greece

12



**Cristina  
BERMEJO**  
W | 6-1 | Fr.  
Sant Just Desvern, Spain

20




**Bethy  
MUNUNGA**  
F | 6-0 | Jr.  
Zellik, Belgium

21




**Shae  
LEVERETT**  
C | 6-2 | R-Jr.  
Rincon, Ga.

22




**Kristyna  
BRABENCOVA**  
W | 6-0 | Fr.  
Brno, Czech Republic

23



**Tamara  
HENSHAW**  
F | 6-1 | Sr.  
Palm Coast, Fla.

31



**Beatriz  
JORDAO**  
C | 6-3 | So.  
Pombal, Portugal

34



**Silvia  
SERRAT**  
F | 6-1 | R-So.  
Banyoles, Spain

HEAD COACH



**Jose  
FERNANDEZ**  
20th Season

## USF ALL-TIME IN OVERTIME

■ **Overtime Games: 26-13**  
 ■ **20-8 under Jose Fernandez**

Year	Opponent	W/L	Score
2/21/75	vs. Rollins	W	64-62 (OT)
2/18/78	at Florida State	L	76-84 (OT)
12/3/81	at Youngstown State	W	63-61 (OT)
12/17/83	Florida A&M	W	66-64 (OT)
1/22/84	Alabama State	W	102-96 (3OT)
2/15/84	Florida Southern	L	61-64 (OT)
1/30/93	Virginia Tech	L	83-85 (OT)
2/15/93	at Mercer	L	72-73 (OT)
1/8/94	Charlotte	W	77-69 (OT)
12/4/98	Chattanooga	W	77-76 (OT)
12/16/98	Minnesota	L	64-68 (OT)

12/18/00	Western Kentucky	L	81-84 (OT)
1/28/01	Memphis	L	71-81 (OT)
11/30/02	Bethune-Cookman	W	66-59 (OT)
2/2/04	#18 TCU	W	89-84 (2OT)
2/6/04	at Cincinnati	W	66-64 (OT)
12/1/04	at #8 Connecticut	L	65-75 (OT)
12/7/05	#11 DePaul	W	79-77 (OT)
1/28/06	at #21 Notre Dame	W	68-64 (OT)
12/29/06	at Saint Joseph's	W	80-76 (OT)
1/13/07	Notre Dame	W	87-78 (OT)
11/28/08	vs. Iowa	W	82-79 (OT)
3/8/08	vs Syracuse	W	68-67 (OT)
1/10/09	St. John's	W	81-71 (OT)
3/21/09	FGCU	W	88-81 (OT)
11/13/09	Florida A&M	L	73-68 (OT)

11/28/09	Loyola Marymount	W	77-71 (OT)
12/18/10	UNLV	W	59-54 (OT)
11/12/11	vs. Arkansas	L	65-61 (OT)
11/23/11	vs. Central Michigan	W	86-80 (OT)
1/17/12	DePaul	W	66-63 (OT)
2/27/12	Providence	W	64-56 (OT)
11/13/12	at Clemson	W	75-73 (OT)
1/8/13	Notre Dame	L	75-71 (OT)
3/25/13	vs. California	L	82-79 (OT)
12/21/14	at Penn State	W	90-87 (OT)
1/20/16	at Memphis	L	88-87(OT)
12/20/17	vs Dayton	W	93-87(OT)
2/18/18	at UCF	W	77-68(OT)

## USF VS. RANKED OPPONENTS

■ **Overall vs. Ranked Opponents: 16-84**  
 ■ **14-84 under Jose Fernandez**

Date	Opponent	Rank	Score
1/31/94	Southern Miss	24	W, 80-74
2/23/97	Tulane	24	W, 80-71
12/28/02	Connecticut	2	L, 56-72
1/19/03	at DePaul	24	L, 57-63
1/4/04	at Georgia	12	L, 65-92
1/18/04	DePaul	17	L, 74-84
1/31/04	Houston	24	L, 57-62
2/2/04	TCU	18	W, 89-84 (2OT)
11/14/04	at Duke	6	L, 50-82
12/1/04	at Connecticut	8	L, 65-75 (OT)
1/30/05	at DePaul	17	L, 66-74
12/2/05	at North Carolina	7	L, 47-71
12/7/05	DePaul	11	W, 79-77 (OT)
12/10/05	Michigan State	13	L, 66-81
12/30/05	at LSU	3	L, 44-87
1/11/06	Rutgers	10	L, 65-66
1/24/06	at Connecticut	5	L, 47-77
1/28/06	at Notre Dame	21	W, 68-64 (OT)
2/5/06	at St. John's	25	L, 71-78
12/3/06	at Michigan State	20/18	L, 71-79
12/12/06	vs. Vanderbilt	12/12	L, 68-76
1/3/07	LSU	6/6	L, 48-60
1/16/07	Louisville	15/15	W, 74-58
1/20/07	at Pittsburgh	25/RV	L, 48-73
2/20/07	Connecticut	3/3	L, 67-81
2/24/07	at Marquette	19/19	L, 63-75
3/4/07	vs. Connecticut	3/3	L, 54-74
11/15/07	vs. Duke	10/9	L, 52-89
1/5/08	West Virginia	17/16	L, 73-79
1/30/08	at Connecticut	1/1	L, 48-71
2/5/08	DePaul	25/25	W, 78-73
2/16/08	Rutgers	5/4	L, 50-71
2/27/08	at Notre Dame	14/14	L, 49-92

Date	Opponent	Rank	Score
3/9/08	vs. West Virginia	14/18	L, 42-64
11/27/08	vs. California	3/4	L, 55-85
1/06/09	Connecticut	1/1	L, 37-83
1/14/09	Louisville	7/11	L, 60-76
2/17/09	Notre Dame	24/24	L, 79-86
3/08/09	vs. Connecticut	1/1	L, 42-79
1/4/10	at Connecticut	1/1	L, 42-84
1/9/10	Georgetown	RV/25	L, 52-66
1/12/10	at Notre Dame	3/3	L, 64-81
1/16/10	Syracuse	25/25	W, 73-64
2/20/10	West Virginia	9/8	L, 45-54
12/2/10	Connecticut	1/1	L, 54-80
1/11/11	at DePaul	14/21	L, 61-77
1/22/11	at West Virginia	9/9	L, 52-78
2/5/11	Notre Dame	8/8	L, 68-76
2/8/11	at Georgetown	16/16	L, 38-67
2/16/11	St. John's	RV/22	L, 60-80
2/28/11	Georgetown	17/19	W, 60-55
1/7/12	Georgetown	16/16	L, 56-66
1/17/12	DePaul	14/21	W, 66-63 (OT)
1/27/12	at Connecticut	1/1	L, 62-77
2/1/12	West Virginia	9/9	L, 52-55
2/8/12	at St. John's	RV/22	L, 57-67
2/25/12	at Notre Dame	8/8	L, 68-80
3/3/12	vs. DePaul	14/21	L, 62-76
12/16/12	Nebraska	24/24	L, 52-62
1/8/13	Notre Dame	8/8	L, 71-75 (OT)
1/30/13	Louisville	12/12	L, 75-78
2/20/13	at Louisville	11/12	W, 73-62
2/23/13	Syracuse	18/21	W, 68-66
3/2/13	Connecticut	1/1	L, 51-85
3/10/13	vs. Notre Dame	2/2	L, 66-75
3/25/13	vs. California	6/6	L, 78-82 (OT)
11/8/13	Maryland	6/8	L, 70-78
12/14/13	vs. Oklahoma State	14/18	L, 56-75
1/12/14	Louisville	5/5	L, 54-62

Date	Opponent	Rank	Score
1/26/14	at Connecticut	1/1	L, 53-81
2/2/14	at Louisville	5/5	L, 59-79
2/16/14	Connecticut	1/1	L, 38-63
3/9/14	vs. Louisville	3/4	L, 56-60
11/19/14	at Maryland	8/9	L, 67-85
11/29/14	vs. Kentucky	9/10	L, 57-61
1/18/15	at Connecticut	2/2	L, 50-92
3/2/15	Connecticut	1/1	L, 65-88
3/9/15	vs. Connecticut	1/1	L, 70-84
3/23/15	Louisville	8/8	L, 52-60
11/19/15	at Baylor	5/4	L, 63-65
12/30/15	vs. Mississippi State	8/8	L, 58-68
1/10/16	UConn	1/1	L, 59-75
2/15/16	at Louisville	11/12	L, 50-67
2/29/16	at UConn	1/1	L, 59-79
3/7/16	vs. UConn	1/1	L, 51-77
3/19/16	vs. Colorado State	22/22	W, 48-45
3/21/16	at UCLA	10/12	L, 67-72
1/10/17	at UConn	1/1	L, 37-102
1/22/17	Louisville	9/8	L, 52-66
2/19/17	Temple	RV/25	L, 71-77
2/27/17	UConn	1/1	L, 68-96
3/5/17	Temple	25/21	W, 63-58
3/6/17	UConn	1/1	L, 44-100
2/11/18	Ohio State	13/13	W, 84-65
1/13/19	at UConn	3/2	L, 46-63
3/4/19	vs. UConn	2/2	L, 47-57
3/10/19	vs. UConn	2/2	L, 45-81
11/8/19	Texas	15/15	W, 64-57
11/19/19	at Baylor	2/2	L, 46-58
12/19/19	vs. Mississippi State	15/15	L, 61-86



## USF CAREER HIGHS

**0 - ENNA PEHADZIC**

Points	35 at ECU (2/20/19)
Rebounds	13 at Temple (1/5/19)
Field Goals Made	9 vs. Tulane (3/8/19)
Field Goals Attempted	26 at ECU (2/20/19)
Three-Point Field Goals Made	6, 2X, last vs. Jacksonville (11/5/19)
Three-Point Field Goals Attempted	15 at ECU (2/20/19)
Free Throws Made	13 at ECU (2/20/19)
Free Throws Attempted	14 at ECU (2/20/19)
Assists	3 vs. Tulane (1/19/19)
Steals	3, 2X, last vs. Memphis (1/23/19)
Blocks	2, 2X, last vs. Wichita State (2/23/19)
Minutes	40, 5X, last at ECU (2/20/19)

**1 - MARIA ALVAREZ**

Points	20 vs. VCU (11/15/19)
Rebounds	6, 2X, last at UNLV (12/21/19)
Field Goals Made	7 vs. VCU (11/15/19)
Field Goals Attempted	14 vs. Notre Dame (11/30/19)
Three-Point Field Goals Made	6 vs. Alabama State (12/6/19)
Three-Point Field Goals Attempted	13 vs. Notre Dame (11/30/19)
Free Throws Made	3 vs. Brown (12/30/19)
Free Throws Attempted	4, 2X, last vs. Brown (12/30/19)
Assists	6, 2X, last vs. Mississippi State (12/21/19)
Steals	2, 4X, last vs. Brown (12/30/19)
Blocks	0
Minutes	37 vs. Idaho (12/15/19)

**2 - MIHAELA LAZIC**

Points	0
Rebounds	2 vs. Jacksonville (11/5/19)
Field Goals Made	0
Field Goals Attempted	1 vs. Jacksonville (11/5/19)
Three-Point Field Goals Made	0
Three-Point Field Goals Attempted	1 vs. Jacksonville (11/5/19)
Free Throws Made	0
Free Throws Attempted	0
Assists	0
Steals	0
Blocks	0
Minutes	8 vs. Jacksonville (11/5/19)

**3 - SYDNI HARVEY**

Points	25 vs. Tulane (1/19/19)
Rebounds	7 vs. Memphis (1/23/19)
Field Goals Made	9 vs. Tulane (1/19/19)
Field Goals Attempted	18 at SMU (1/26/19)
Three-Point Field Goals Made	6 at Tulsa (1/12/19)
Three-Point Field Goals Attempted	7, 5x, last at Tulsa (1/12/19)
Free Throws Made	8, 2X, last at Temple (1/5/19)
Free Throws Attempted	9 at Temple (1/5/19)
Assists	6 vs. Vermont (12/17/18)
Steals	2, 7X, last at Tulsa (1/12/19)
Blocks	0
Minutes	40 vs. Creighton (12/20/18)

**4 - ELISA PINZAN**

Points	23 vs. Stetson (3/21/19)
Rebounds	7, 2X last vs. Jacksonville (11/5/19)
Field Goals Made	7 vs. Stetson (3/21/19)
Field Goals Attempted	14 at Baylor (11/19/19)
Three-Point Field Goals Made	5 vs. Stetson (3/21/19)
Three-Point Field Goals Attempted	8 vs. South Dakota State (11/28/19)
Free Throws Made	8 vs. Houston (3/9/19)
Free Throws Attempted	8, 6X, last vs. Texas (11/8/19)
Assists	8, 3X, last vs. VCU (11/15/19)
Steals	5 vs. Tulane (3/8/19)
Blocks	1 vs. Notre Dame (11/30/19)
Minutes	40, 5X, last vs. Texas (11/8/19)

**5 - ELENA TSINEKE**

Points	19, 2X, last vs. Cincinnati (1/5/20)
Rebounds	4 vs. Notre Dame (11/30/19)
Field Goals Made	6, 2X, last vs. Brown (12/30/19)
Field Goals Attempted	14 vs. Notre Dame (11/30/19)
Three-Point Field Goals Made	4 vs. Notre Dame (11/30/19)
Three-Point Field Goals Attempted	12 vs. Notre Dame (11/30/19)
Free Throws Made	7 vs. Florida Gulf Coast (11/29/19)
Free Throws Attempted	8 vs. Florida Gulf Coast (11/29/19)
Assists	4 vs. Cincinnati (1/5/20)
Steals	2, 2X, last vs. Mississippi State (12/21/19)
Blocks	1, 2X, last at Tulsa (1/12/19)
Minutes	36 vs. Cincinnati (1/5/20)

**12 - CRISTINA BERMEJO**

Points	10 vs. Idaho (12/15/19)
Rebounds	5 vs. Idaho (12/15/19)
Field Goals Made	4 vs. Idaho (12/15/19)
Field Goals Attempted	9 vs. Idaho (12/15/19)
Three-Point Field Goals Made	2 vs. Idaho (12/15/19)
Three-Point Field Goals Attempted	5 vs. Idaho (12/15/19)
Free Throws Made	1 at UNLV (12/21/19)
Free Throws Attempted	2 at UNLV (12/21/19)
Assists	2 vs. Idaho (12/15/19)
Steals	2 vs. Saint Francis (Pa.) (11/24/19)
Blocks	2, 2X, last vs. Alabama State (12/6/19)
Minutes	18 vs. Idaho (12/15/19)

**20 - BETHY MUNUNGA**

Points	16, 3X, last vs. Cincinnati (1/5/20)
Rebounds	14 vs. Brown (12/30/19)
Field Goals Made	7 vs. Cincinnati (1/5/20)
Field Goals Attempted	14 vs. Brown (12/30/19)
Three-Point Field Goals Made	1 at Baylor (11/19/19)
Three-Point Field Goals Attempted	2 vs. Brown (12/30/19)
Free Throws Made	6 vs. Brown (12/30/19)
Free Throws Attempted	7 vs. Baylor (11/30/19)
Assists	3 vs. Florida GulfCoast (11/29/19)
Steals	3, 3X, last vs. Cincinnati (1/5/20)
Blocks	3, 2X, last vs. Brown (12/30/19)
Minutes	39 at Baylor (11/19/19)

## USF CAREER HIGHS

**21 - SHAE LEVERETT**

Points	20 vs. Wichita State (2/23/19)
Rebounds	18 vs. Wichita State (2/23/19)
Field Goals Made	6, 3X, last vs. James Madison (2/23/19)
Field Goals Attempted	10 vs. Wichita State (2/23/19)
Three-Point Field Goals Made	0
Three-Point Field Goals Attempted	1 at Houston (2/27/19)
Free Throws Made	10 vs. Wichita State (2/23/19)
Free Throws Attempted	12 at SMU (1/26/19)
Assists	3 at ECU (2/20/19)
Steals	3 vs. UConn (3/4/19)
Blocks	7 vs. Memphis (1/23/19)
Minutes	40, 2X, last at SMU (1/26/19)

**22 - KRISTYNA BRABENCOVA**

Points	17 at Tulsa (1/12/19)
Rebounds	11 vs. Idaho (12/15/19)
Field Goals Made	7 vs. Brown (12/30/19)
Field Goals Attempted	16, 2X, last vs. Cincinnati (1/5/20)
Three-Point Field Goals Made	4 vs. Alabama State (12/6/19)
Three-Point Field Goals Attempted	9 vs. Alabama State (12/6/19)
Free Throws Made	5 vs. Howard (11/12/19)
Free Throws Attempted	6 vs. Howard (11/12/19)
Assists	7 vs. Cincinnati (1/5/20)
Steals	3, 2X, last at Tulsa (1/12/19)
Blocks	3, 2X, last vs. Brown (12/30/19)
Minutes	37 at UNLV (12/21/19)

**23 - TAMARA HENSHAW**

Points	16 vs. Memphis (1/23/19)
Rebounds	15, 4X, last vs. Alabama State (12/6/19)
Field Goals Made	8 vs. Memphis (1/23/19)
Field Goals Attempted	12 vs. Temple (3/5/17)
Three-Point Field Goals Made	0
Three-Point Field Goals Attempted	1, 4X, last vs. Texas (11/8/19)
Free Throws Made	6 vs. Idaho (12/15/19)
Free Throws Attempted	8 vs. Idaho (12/15/19)
Assists	5 vs. UCF (1/8/19)
Steals	4, 2X, last vs. Oklahoma (11/18/18)
Blocks	4 Tulane (2/12/17)
Minutes	40 vs. Santa Clara (12/20/16)

**31 - BEATRIZ JORDAO**

Points	18 vs. North Carolina (11/23/18)
Rebounds	10 vs. Ohio St. (11/6/18)
Field Goals Made	8, 3X, last vs. New Hampshire (11/30/18)
Field Goals Attempted	11 vs. New Hampshire (11/30/18)
Three-Point Field Goals Made	0
Three-Point Field Goals Attempted	0
Free Throws Made	4 vs. Kentucky (11/22/18)
Free Throws Attempted	8 vs. Kentucky (11/22/18)
Assists	2, 4X vs. VCU (11/15/19)
Steals	1, 6X, last vs. Mississippi State (12/21/19)
Blocks	4, 3X, last vs. George Washington (12/9/18)
Minutes	29 vs. North Carolina (11/23/18)

**34 - SILVIA SERRAT**

Points	0
Rebounds	0
Field Goals Made	0
Field Goals Attempted	0
Three-Point Field Goals Made	0
Three-Point Field Goals Attempted	0
Free Throws Made	0
Free Throws Attempted	0
Assists	0
Steals	0
Blocks	0
Minutes	0

## NOV. 5, 2018 | JACKSONVILLE | TAMPA, FLA.



Official Basketball Box Score - Final  
**Jacksonville at South Fla.**  
 11/05/19 Yuengling Center, Tampa  
 2019-20 Women's Basketball

Game Time: 10:30 PM  
 Game Duration: 1:55  
 Attendance: 4,495

Officials: Rod Creech, Angel Kent, Chastity Taylor

Jacksonville - 39

Record: 0-1

NO. Name	Min	FG	3P	FT	Rebounds	Fouls	TP	AS	TO	ST	Blocks	+/-
M-A	M-A	M-A	M-A	OR DR TOT	PF FD						BS BA	
21 Jada Perry	F 24:03	2-10	0-3	1-2	0 1 1	5 1	5	2	3	2	1 1	-30
20 Shalonda Neely	C 19:54	0-6	0-0	0-2	0 6 6	4 2	0	0	0	1	1 0	-28
3 DaNasia Shaw	G 06:48	0-0	0-0	0-0	0 0 0	0 0	0	0	1	0	0 0	-10
22 Alexis Burns	G 11:36	0-4	0-1	0-0	0 1 1	1 0	0	0	1	0	0 3	-19
23 Shakyla Nevitt	G 33:02	5-15	2-6	0-0	0 1 1	1 1	12	0	1	2	0 2	-25
0 Kiara Meeks	25:20	2-10	0-3	2-4	1 3 4	1 4	6	2	0	2	0 0	-7
1 Destiny Marshall	13:43	3-9	1-2	2-2	4 4 5	0 2	5	0	1	2	0 1	-8
5 Shekinah Rachel	12:42	0-1	0-0	0-0	0 3 3	5 1	0	1	1	1	0 0	-4
13 Mariah Batz	18:36	0-2	0-2	0-0	0 3 3	0 0	0	2	0	2	0 0	-9
4 Alexis Pierce	05:00	0-0	0-0	0-0	0 0 0	0 0	0	0	0	0	0 0	-5
12 Tamia Stallings	09:25	1-1	0-0	0-0	1 0 1	1 0	2	1	1	0	0 0	-1
2 Erin Wilson	07:13	2-3	1-1	0-0	0 0 0	1 0	5	0	0	0	0 0	-6
10 Kassidy Ingram	05:37	0-0	0-0	0-0	0 1 1	0 0	0	0	2	0	0 0	-4
15 Johné Stewart	01:41	0-0	0-0	0-0	0 0 0	0 0	0	0	0	0	0 0	-1
Team					4 1 5		0		1			
Totals		15-61	4-18	5-10	7 24 31	19 11	39	8	12	12	2 7	-31

Technical Fouls: NONE

South Fla. - 70

Record: 1-0

NO. Name	Min	FG	3P	FT	Rebounds	Fouls	TP	AS	TO	ST	Blocks	+/-
M-A	M-A	M-A	M-A	OR DR TOT	PF FD						BS BA	
20 Bethy Mununga	F 23:19	5-8	0-0	1-2	5 7 12	2 4	11	2	3	1	1 0	30
22 Kristyna Brabencova	F 21:36	1-7	0-2	0-2	3 2 5	1 1	2	0	2	0	2 0	19
23 Tamara Henshaw	F 15:13	1-6	0-1	0-0	1 7 8	1 1	2	1	0	1	2 0	21
0 Enna Pehadzic	G 21:11	6-12	6-9	2-5	1 0 1	2 5	20	0	2	0	0 1	6
4 Elisa Pinzan	G 28:30	4-10	1-4	0-0	1 6 7	0 0	9	5	0	1	0 0	29
1 Maria Alvarez	27:54	4-9	3-8	0-1	2 2 4	1 1	11	5	5	2	0 0	27
14 Luize Septe	18:41	1-2	0-0	3-4	2 1 3	0 2	5	1	2	0	0 0	1
21 Shae Leverett	16:14	0-2	0-0	0-2	3 3 6	0 3	0	1	0	0	0 1	-4
2 Mhaela Lazic	08:28	0-1	0-1	0-0	0 2 2	1 0	0	0	0	0	0 0	0
12 Cristina Bermejo	12:21	1-3	0-1	0-0	0 4 4	2 0	2	1	1	1	0 0	12
31 Beatriz Jordao	08:33	3-4	0-0	2-2	2 0 2	1 2	8	0	0	0	0 0	14
Team					1 9 10		0		3			
Totals		26-64	10-26	8-18	21 42 63	11 19	70	16	18	6	7 2	31

Technical Fouls: NONE

	JVL	USF
Biggest lead	0 (1 <sup>st</sup> 10:00)	31 (4 <sup>th</sup> 1:41)
Best Scoring Run	5 (2 <sup>nd</sup> 3:03)	8 (3 <sup>rd</sup> 7:36)
Lead Changes	0	
Times Tied	0	
Time with Lead	00:00	38:43

Points from Turnovers	JVL	USF
Paint	16	28
Second Chance	6	15
Fast Breaks	4	6
Bench	22	26

Period by Period Scoring	1st	2nd	3rd	4th	TOT
JVL	5	17	13	4	39
USF	16	17	21	16	70

Dead Ball Rebounds: 3, 0



Official Basketball Box Score - Final  
**Texas at South Fla.**  
 11/09/19 Yuengling Center, Tampa  
 2019-20 Women's Basketball

Game Time: 12:00 AM  
 Game Duration: 2:11  
 Attendance: 2,289

Officials: Joseph Vaszy, Tom Danaher, Karen Presto

Texas - 57

Record: 0-1

NO. Name	Min	FG	3P	FT	Rebounds	Fouls	TP	AS	TO	ST	Blocks	+/-
M-A	M-A	M-A	M-A	OR DR TOT	PF FD						BS BA	
24 Joyner Holmes	F 31:18	6-12	0-1	3-5	3 7 10	2 6	15	4	4	1	0 0	2
35 Charli Collier	C 35:24	5-10	0-0	1-1	3 8 11	1 5	11	2	5	0	1 1	-4
10 Lashann Higgs	G 33:34	7-16	1-3	2-3	2 2 4	4 3	17	1	1	1	0 1	-9
11 Joanne Allen-Taylor	G 21:29	0-3	0-1	0-2	0 0 0	2 1	0	0	1	1	0 0	-8
12 Jada Underwood	G 28:19	0-3	0-1	0-0	0 1 1	4 1	0	2	1	1	1 1	-4
00 Celeste Taylor	16:10	1-5	0-0	0-0	0 0 0	5 0	2	1	4	2	1 0	-6
22 Shae Routt	03:45	0-0	0-0	1-0	1 0 0	0 0	0	0	0	0	0 0	-5
1 Sug Sutton	23:34	5-10	0-1	2-4	0 2 2	3 4	12	3	0	1	0 0	-2
4 Isabel Palmer	05:02	0-0	0-0	0-0	0 2 2	0 0	0	0	1	0	0 0	-1
Team					0 0 0		0		0			
Totals		24-59	1-9	8-15	9 22 31	21 20	57	13	17	7	3 5	-7

Technical Fouls: NONE

South Fla. - 64

Record: 2-0

NO. Name	Min	FG	3P	FT	Rebounds	Fouls	TP	AS	TO	ST	Blocks	+/-
M-A	M-A	M-A	M-A	OR DR TOT	PF FD						BS BA	
20 Bethy Mununga	F 27:41	6-8	0-0	0-0	3 5 8	3 2	12	1	4	0	3 0	7
22 Kristyna Brabencova	F 18:10	1-7	0-2	2-2	0 2 2	1 2	4	3	2	1	0 0	2
31 Beatriz Jordao	C 16:00	1-2	0-0	0-0	1 1 2	4 0	2	0	3	0	1 0	-5
0 Enna Pehadzic	G 29:51	5-13	3-10	3-4	0 3 3	3 5	16	1	0	2	0 1	3
4 Elisa Pinzan	G 40:00	1-7	0-2	7-8	0 3 3	2 6	9	5	4	0	0 1	7
1 Maria Alvarez	20:31	3-12	2-8	0-2	0 2 2	1 2	8	2	1	0	0 0	-6
14 Luize Septe	12:10	1-3	0-0	1-1	2 2 4	2 2	3	0	1	0	0 0	1
21 Shae Leverett	24:00	2-4	0-0	0-2	4 2 6	3 1	4	0	2	0	1 0	12
23 Tamara Henshaw	11:37	3-4	0-1	0-0	2 2 4	1 1	6	0	1	0	0 0	3
Team					0 0 0		0		0			
Totals		23-60	5-23	13-19	12 22 34	20 21	64	12	18	3	5 3	7

Technical Fouls: NONE

	TEX	USF
Biggest lead	3 (1 <sup>st</sup> 7:48)	8 (2 <sup>nd</sup> 9:28)
Best Scoring Run	8 (2 <sup>nd</sup> 6:11)	8 (1 <sup>st</sup> 2:22)
Lead Changes	5	
Times Tied	5	
Time with Lead	04:12	30:56

Points from Turnovers	TEX	USF
Paint	38	24
Second Chance	6	10
Fast Breaks	12	6
Bench	14	21

Period by Period Scoring	1st	2nd	3rd	4th	TOT
TEX	7	12	19	19	57
USF	13	11	18	22	64

Dead Ball Rebounds: 7, 5

## NOV. 12, 2019 | HOWARD | TAMPA, FLA.



Official Basketball Box Score - Final  
**Howard at South Fla.**  
 11/13/19 Yuengling Center, Tampa  
 2019-20 Women's Basketball

Game Time: 12:00 AM  
 Game Duration: 1:57  
 Attendance: 2,006

Officials: Jules Gallen, Stephanie Britt, Kristi Mosley

Howard - 53

Record: 1-2

NO. Name	Min	FG	3P	FT	Rebounds	Fouls	TP	AS	TO	ST	Blocks	+/-
M-A	M-A	M-A	M-A	OR DR TOT	PF FD						BS BA	
20 Jayla Myles	F 18:30	0-3	0-0	2-2	2 4 6	4 2	2	0	2	0	2 0	-19
32 Krislyn Marsh	F 24:08	0-6	0-0	1-2	4 6 10	3 1	1	0	1	0	1 1	-19
4 Ayonna Williams	G 36:46	3-13	1-2	4-5	2 5 7	2 4	11	1	9	0	0 0	-28
5 Sarah Edmond	G 29:19	7-16	1-5	1-3	0 1 1	5 2	16	2	4	2	0 0	-15
23 Jayla Thornton	G 30:53	4-12	3-8	1-2	0 1 1	2 4	12	1	0	0	0 0	-29
22 Imani Bryant	22:19	1-2	0-0	3-4	2 1 3	1 2	5	0	1	0	2 0	-15
2 Iyanna Warren	04:40	0-1	0-0	0-0	0 0 0	0 0	0	0	0	0	0 0	-3
3 Asia McCants	14:37	2-3	0-1	0-0	2 0 2	3 2	4	0	2	0	0 0	-11
24 Brooklyn Fort-Davis	07:36	0-1	0-0	0-0	0 2 2	0 1	0	0	0	0	0 0	-8
22 Tariah Johnson	02:00	0-1	0-0	0-0	0 0 0	0 0	0	0	0	0	0 0	-3
12 Custyn Moore	01:45	0-0	0-0	2-2	0 0 0	0 1	2	0	1	1	0 0	2
10 Makayla Minetti	07:27	0-1	0-0	0-0	0 0 0	3 1	0	0	1	0	0 0	3
Team					3 3 6		0		0			
Totals		17-59	5-16	14-20	15 23 38	23 20	53	4	21	3	5 1	-29

Technical Fouls: NONE

South Fla. - 82

Record: 3-0

NO. Name	Min	FG	3P	FT	Rebounds	Fouls	TP	AS	TO	ST	Blocks	+/-
M-A	M-A	M-A	M-A	OR DR TOT	PF FD						BS BA	
20 Bethy Mununga	F 20:53	6-9	0-0	2-5	7 4 11	4 3	14	0	2	2	0 0	21
23 Tamara Henshaw	F 11:11	2-5	0-0	4-6	1 2 3	3 4	8	0	1	1	1 0	0
0 Enna Pehadzic	G 22:05	5-12	4-8	2-2	0 2 2	2 2	16	0	1	0	0 2	23
4 Elisa Pinzan	G 30:03	2-9	1-3	0-0	1 3 4	1 1	5	4	3	2	0 0	19
14 Luize Septe	G 14:44	3-5	0-0	0-0	2 0 2	1 1	6	1	0	0	0 1	1
22 Kristyna Brabencova	29:42	3-9	0-1	5-6	1 4 5	2 3	11	3	1	2	0 0	28
31 Beatriz Jordao	14:34	2-8	0-0	3-4	2 4 6	2 5	7	2	1	0	0 2	23
1 Maria Alvarez	23:49	4-8	2-6	1-4	0 4 4	0 4	11	4	0	1	0 0	20
21 Shae Leverett	21:24	2-3	0-0	0-0	4 1 5	2 0	4	0	1	2	0 0	9
12 Cristina Bermejo	11:35	0-2	0-2	0-0	1 0 1	3 0	0	1	2	1	0 0	1
Team					3 6 9		0		1			
Totals		29-70	7-20	17-27	22 30 52	20 23	82	15	13	11	1 5	29

Technical Fouls: NONE

	Howard	USF
Biggest lead	4 (1 <sup>st</sup> 8:27)	31 (4<



# NOV. 19, 2019 | AT NO. 2/2 BAYLOR | WACO, TEXAS

## Official Basketball Box Score - Game Totals - Final Statistics

South Fla. vs Baylor  
11/19/19 6:00 pm at

South Fla. 46 - 4-10 AAC

#	Player		Total		3-PT		Rebounds						Other					
			FG-FGA	FG-FGA	FT-FTA	Off	Def	TO	PF	TP	A	TO	Blk	Stl	Min			
20	Bethy Mununga	F	6-12	1-1	3-7	5	7	12	4	16	1	4	1	3	39			
31	Beatriz Jordao	G	0-3	0-0	0-0	0	1	1	1	0	0	1	1	0	11			
00	Enna Pehadzic	G	1-10	1-6	0-2	3	1	4	3	3	2	3	0	2	28			
01	Maria Alvarez	G	2-9	1-8	1-2	0	2	2	3	6	1	1	0	2	28			
04	Elisa Pinzan	G	5-14	4-7	0-0	0	1	1	1	14	6	3	0	2	39			
14	Luize Septe	G	0-0	0-0	1-2	0	1	1	1	1	2	1	0	0	7			
21	Shae Leverett	G	0-2	0-0	0-0	3	5	8	5	0	0	3	1	1	20			
22	Kristyna Brabencova	G	1-6	0-2	0-0	1	0	1	5	2	1	1	1	0	14			
23	Tamara Henshaw	G	2-3	0-0	0-0	2	3	5	5	4	0	2	0	1	14			
Team						0	0	0										
Totals			17-59	7-24	5-13	14	21	35	28	46	13	19	4	11	200			
1st FG %		4.4%	28.6%	2nd FG %	4.7%	32.0%	3rd FG %	4.6%	4th FG %	3.1%	21.1%	Game FG %	17-59	28.6%	Rebound	46		
3rd %		24	33.3%	FT %	88	8.0%	12	56.0%	23	48.0%	25	31.9%	5-13	38.5%	Technical Fouls	7		

Baylor 58 - 4-0-0 Big 12

#	Player		Total			3 Pts		Rebounds													
			FG-FGA	FG-FGA	FT-FTA	OR	DR	TO	PF	TP	A	TO	BLK	STL	Min						
01	Smith, Natyssa	F	3-7	0-0	6-7	1	4	5	4	12	0	3	0	0	31						
22	DeGrate, Erin	G	0-1	0-0	0-0	1	1	2	0	0	0	0	0	0	16						
00	Richards, Didi	G	1-3	0-0	6-9	1	4	5	3	8	7	1	2	3	40						
04	Cooper, Te'a	G	3-12	0-3	6-7	0	1	1	1	12	3	2	0	0	38						
24	Landrum, Juicy	G	2-5	1-3	5-8	0	8	8	0	10	2	4	1	3	40						
12	Ursin, Moon	G	0-2	0-0	0-0	1	1	2	0	0	0	2	0	0	7						
25	Egbo, Queen	G	7-15	0-0	2-8	6	4	10	5	16	1	6	1	1	28						
	Team					0	0	0													
Totals			16-45	1-6	25-39	10	23	33	13	58	13	18	7	7	200						
1st FG %			5.1%	45.0%	2nd FG %	35.0%	3rd FG %	4.8%	4th FG %	3.1%	30.0%	Game FG %	16-45	35.6%	Rebound	58					
3rd %			81	8.0%	FT %	87	85.0%	4-11	36.4%	16	27.0%	19	48.7%	Technical Fouls	10						
FT %			57	71.8%	87	85.0%	4-11	36.4%	16	27.0%	19	48.7%	Technical Fouls	10							

Officials: Brian Grant, Chaney Munch, Stephanie Barksdale

Technical Fouls: South Fla. None; Baylor None.

Attendance: 785

2019-20 Women's Basketball, Round: II, Baylor vs South Fla., Played at Ford

Game by quarter	1st	2nd	3rd	4th	Total
South Fla.	10	11	16	9	46
Baylor	15	14	12	17	58

Last FG - USF 4th Q 3:30, BU 4th Q 1:07.

Longest lead - USF None, BU by 13 4th Q 0:24.

USF last for 0:00, BU last for 3:18. Game won last for 0:24.

Score tied - 1 time.

Lead changed - 8 times.

# NOV. 24, 2019 | SAINT FRANCIS (PA.) | TAMPA, FLA.



Official Basketball Box Score - Final  
Saint Francis (PA) at South Fla.  
11/24/19 Yunging Center, Tampa  
2019-20 Women's Basketball

Game Time: 7:00 PM  
Game Duration: 1:44  
Attendance: 2,076

Officials: Norma Jones, Bob Entering, Ashlee Good

Saint Francis (PA) - 23

NO. Name	Min	FG		3P		FT		Rebounds		Fouls		TP		AS		TO		ST		Min
		M-A	M-A	M-A	M-A	OR	DR	PF	FD	PF	FD	PF	FD	PF	FD	PF	FD	PF	FD	
12	Katie Detwiler	F	30-13	0-1	0-0	0-0	0	4	1	1	0	0	0	0	0	1	1	1	1	33
15	Haley Thomas	F	18-48	1-6	0-3	2-3	1	0	1	4	2	4	0	2	0	0	0	0	0	21
3	Karson Swogger	G	30-22	2-11	1-5	5-5	0	4	1	3	10	0	1	2	0	0	0	0	0	37
14	Lil Banzel	G	15-49	0-3	0-1	0-0	0	0	0	0	0	0	1	1	0	1	0	1	0	24
22	Jenna Mastellone	G	24-57	1-4	1-3	2-4	0	2	2	2	3	5	0	1	2	0	0	0	0	20
00	Phoe Allen	G	21-08	0-2	0-0	0-0	1	1	1	0	1	0	0	0	1	0	0	0	0	13
11	Jada Dappa	G	24-53	0-4	0-2	0-0	2	2	4	1	0	1	3	0	0	0	0	0	0	19
13	Sam Sabino	G	09-35	0-1	0-0	0-0	0	0	0	0	0	0	1	0	0	0	0	0	0	10
2	Hale Murphy	G	09-00	1-5	1-3	0-0	1	1	2	1	0	3	0	5	0	0	0	0	0	9
21	Kayley Kovac	G	08-06	0-0	0-0	0-0	1	0	1	2	0	0	0	0	0	0	0	0	0	5
20	Caitlin Carroll	G	06-33	0-0	0-0	0-0	0	2	2	1	0	0	0	0	0	0	0	0	0	2
25	McKenzie Pollard	G	02-41	0-0	0-0	1-2	1	1	2	1	0	1	0	0	0	0	0	0	0	2
Team										4	2	6								
Totals			5-37	3-17	10-14	10	19	29	13	11	23	2	25	5	1	2	39			

Technical Fouls: NONE

South Fla. - 62

NO. Name	Min	FG		3P		FT		Rebounds		Fouls		TP		AS		TO		ST		Min
		M-A	M-A	M-A	M-A	OR	DR	TOT	PF	FD	PF	FD	PF	FD	PF	FD	PF	FD	PF	
20	Bethy Mununga	F	20-51	4-6	0-0	0-0	1	5	6	1	1	8	1	3	0	0	0	0	0	26
23	Tamara Henshaw	F	14-35	5-6	0-0	0-0	2	1	3	1	0	10	3	0	0	1	1	1	1	19
0	Enna Pehadzic	G	17-26	2-6	2-4	0-0	1	1	1	1	6	0	0	0	0	0	0	0	0	29
1	Maria Alvarez	G	25-08	0-4	0-3	0-0	1	1	2	2	1	0	2	1	1	0	0	0	0	12
4	Elisa Pinzan	G	20-41	2-3	0-1	0-0	0	1	1	0	1	4	2	2	0	0	0	0	0	32
5	Elena Tsineke	G	20-32	4-8	1-2	4-5	1	0	1	1	3	13	0	2	1	0	0	0	0	10
14	Luize Septe	G	21-59	2-6	0-0	0-0	2	3	5	2	2	4	2	1	2	0	0	0	0	19
21	Shae Leverett	G	25-46	5-8	0-0	2-4	7	6	13	2	3	12	0	1	2	0	0	0	0	20
22	Kristyna Brabencova	G	18-48	2-9	1-5	0-2	0	1	1	0	1	5	1	2	0	1	0	0	0	15
12	Cristina Bermejo	G	14-14	0-3	0-1	0-0	1	0	1	1	0	0	1	1	2	0	0	0	0	13
Team										2	3	5								
Totals			26-59	4-16	6-11	17	22	39	11	13	62	12	14	8	2	1	39			

Technical Fouls: NONE

Biggest lead	0 (1st 10:00)	40 (4th 5:49)	Points from Turnovers	9 23	Period by Period Scoring			
					1st	2nd	3rd	4th
Best Scoring Run	6 (1st 1:14)	17 (3rd 7:30)	Paint	2 38	11	2	4	6
Lead Changes	0	Second Chance	2 16	USF	16	20	10	62
Times Tied	0	Fast Breaks	2 5					
Time with Lead	00:00	39:07	Bench	4 34				

Dead Ball Rebounds: 2.0

# NOV. 28, 2019 | VS. SOUTH DAKOTA STATE | CANCUN, MEXICO



Official Basketball Box Score - Final  
South Dakota St. at South Fla.  
11/28/19 Hard Rock Hotel, Cancun  
2019-20 Women's Basketball

Game Time: 4:00 PM  
Game Duration: 1:41  
Attendance: 235

Officials: Brian Grant, Chaney Munch, Stephanie Barksdale

South Dakota St. - 61

NO. Name	Min	M-A	M-A	M-A	OR	DR	TOT	PF	FD	TP	AS	TO	ST	BS	BA	+/-		
20	Tori Nelson	F	27-34	1-2	0-1	0-0	0	0	0	0	1	2	1	0	1	0	22	
33	Patton Burkhardt	F	24-52	7-11	0-0	2-2	3	6	9	3	1	16	2	1	1	0	21	
44	Myah Selland	F	28-37	6-10	2-4	3-8	2	1	3	2	8	17	1	5	3	1	0	25
2	Rylie Cascio-Jensen	G	29-55	0-3	0-2	0-4	0	0	0	1	2	2	4	4	1	0	15	
21	Tyler Irwin	G	27-57	1-8	0-1	2-3	1	7	8	2	2	4	0	2	0	0	14	
3	Lindsey Theuninck	23-32	2-3	1-2	1-2	2	1	3	1	2	6	2	3	0	0	0	-14	
12	Kallie Theisen	18-30	5-7	0-0	0	0	0	0	1	10	0	1	0	1	1	1	9	
35	Sydney Stapleton	12-02	1-2	1-1	0-0	1	1	1	2	3	1	0	1	0	1	0	-4	
50	Megan Butlma	08-01	0-1	0-0	1-2	1	1	2	0	1	0	1	0	1	0	0	-5	
Team					0			3	3				0			2		
Totals		23-47	4-11	11-21	9	20	29	11	19	61	11	19	7	2	2	2	11	
Technical Fouls: NONE																		
FT% 1-2 50.0%																		
FT% 8-12 66.7%																		
GM FG% 23-47 48.9%																		
3PT% 4-11 36.4%																		
FT% 11-21 52.4%																		
David Ball Gaborudun 7.4																		

## NOV. 30, 2019 | VS. NOTRE DAME | CANCUN, MEXICO



Official Basketball Box Score - Final  
South Fla. at Notre Dame  
11/30/19 HRIH Riviera Maya, Cancun  
2019-20 Women's Basketball

Game Time: 4:00 PM  
Game Duration: 1:41  
Attendance: 174

Officials:

South Fla. - 51

Record: 5-4

Youth (18 - 21)		RECORD											
NO. Name	Min	FG	3P	FT	Rebounds	Fouls	TP	AS	TO	ST	Blocks	Bs +/-	
20 Bethy Mununga	F 29:36	2-4	0-0	0-0	4 6 10	2 2	4	1	4	1	2	0	
22 Kristyna Brabencova	F 12:49	0-4	0-2	0-0	1 0 1	3 1	0	1	1	0	0	0	
23 Tamara Henshaw	F 08:28	0-2	0-0	0-0	2 3 5	1 0	0	1	2	0	0	0	
1 Maria Alvarez	G 26:08	3-14	2-13	0-0	2 1 3	1 1	8	2	2	1	0	0	
5 Elena Tsineke	G 31:53	4-14	4-12	0-0	1 3 4	2 0	12	0	2	0	0	1	
4 Elisa Pinzan	22:22	2-11	0-7	0-1	0 0 0	1 1	4	3	3	0	1	0	
21 Shae Leverett	27:27	4-6	0-0	3-4	7 2 9	2 4	11	2	1	0	1	1	
0 Enna Pehadzic	21:07	2-9	2-7	0-0	3 2 5	3 2	6	2	0	0	0	0	
14 Luize Septe	17:08	3-6	0-0	0-0	2 1 3	4 2	6	0	1	1	1	1	
31 Beatriz Jordao	03:02	0-2	0-0	0-0	0 0 0	1 0	0	2	1	0	0	0	
Team					1 5 6		0	1					
Totals		20-72	8-41	3-5	23 23 46	20 13	51	14	18	3	5	3	

Technical Fouls: NONE

Shooting By Period			
1 <sup>st</sup>	FG%	3-17	17.6%
	3PT%	1-11	9.1%
	FT%	2-2	100%
2 <sup>nd</sup>	FG%	6-17	35.3%
	3PT%	3-9	33.3%
	FT%	0-0	0%
3 <sup>rd</sup>	FG%	5-19	26.3%
	3PT%	2-10	20.0%
	FT%	1-3	33.3%
4 <sup>th</sup>	FG%	6-19	31.6%
	3PT%	2-11	18.2%
	FT%	0-0	0%
GM	FG%	20-72	27.8%
	3PT%	8-41	19.5%
	FT%	3-5	60.0%

DEC. 21, 2019 | AT UNLV | LAS VEGAS, NEV.



Official Basketball Box Score - Final  
South Fla. at UNLV  
12/21/19 Cox Pavilion, Las Vegas  
2019-20 Women's Basketball

Game Time: 8:00 PM  
Game Duration: 1:49

Officials: Pualani Spurlock, Bryan Enterline, Bianca Burns

South Fla. - 51		Record: 7-6																		
NO. Name	Min	FG	3P	FT	Rebounds	Fouls	TP	AS	TO	ST	Blocks	BS	BA	BA	BA	BA	BA	BA	BA	BA
22 Kristyna Brabencova	F 36:40	4-13	1-8	0-0	2 2 4	4 1 9	2 3	0	0	0	0	0	0	0	0	0	0	0	0	0
23 Tamara Henshaw	F 31:29	4-10	0-0	0-2	4 9 13	4 2 8	1 1	1	1	1	0	0	0	0	0	0	0	0	0	0
31 Beatriz Jordao	C 14:31	1-3	0-0	0-0	0 2 2	0 0 0	2 1	1	0	0	0	0	0	0	0	0	0	0	0	0
1 Maria Alvarez	G 34:47	1-6	1-5	0-0	1 5 6	0 0 2	3 4	5	1	0	0	0	0	0	0	0	0	0	0	0
3 Sydney Harvey	G 18:05	2-6	1-3	0-0	0 0 0	0 0 0	5 0	2	1	0	0	0	0	0	0	0	0	0	0	0
5 Elena Tsineke	13:59	2-7	1-4	2-2	0 0 0	2 1 7	1 1	1	0	0	0	0	0	0	0	0	0	0	0	0
21 Shae Leverett	25:29	2-2	0-0	5-7	5 2 7	1 5 9	0 1	0	0	0	0	0	0	0	0	0	0	0	0	0
0 Enna Pehadzic	16:29	2-5	1-4	2-2	0 3 3	3 1 7	0 0	4	1	0	0	0	0	0	0	0	0	0	0	0
12 Cristina Bermejo	08:31	0-3	0-2	1-2	1 1 2	1 1 1	0 1	0	0	0	0	0	0	0	0	0	0	0	0	0
Team					3 2 5	0 1														
Totals		18-55	5-26	10-15	16 26 42	17 13 51	9 20	4	3	0	0	0	0	0	0	0	0	0	0	0

Technical Fouls: NONE

Shooting By Period	
1 <sup>st</sup> FG%	6-14 42.9%
3PT%	2-6 33.3%
FT%	6-6 100%
2 <sup>nd</sup> FG%	3-10 30.0%
3PT%	2-6 33.3%
FT%	1-2 50%
3 <sup>rd</sup> FG%	6-15 40.0%
3PT%	1-5 20.0%
FT%	2-4 50%
4 <sup>th</sup> FG%	3-16 18.8%
3PT%	0-9 0.0%
FT%	1-3 33.3%
GM FG%	18-55 32.7%
3PT%	5-26 19.2%
FT%	10-15 66.7%

Dead Ball Rebounds: 2 0

UNLV - 61		Record: 4-8																		
NO. Name	Min	FG	3P	FT	Rebounds	Fouls	TP	AS	TO	ST	Blocks	BS	BA	BA	BA	BA	BA	BA	BA	BA
24 Rodjanac Wade	C 23:41	1-6	0-0	2-2	0 3 3	3 2 4	1 3	1	0	0	0	0	0	0	0	0	0	0	0	0
43 Haley Rydalch	C 27:12	2-7	2-4	0-0	0 3 3	0 0 6	1 0	1	0	0	0	0	0	0	0	0	0	0	0	0
0 Latacia Smith	G 36:03	6-13	1-3	9-10	2 3 5	2 8 22	2 1	6	0	0	1	5								
3 Melanie Isbell	G 31:12	3-5	1-2	3-4	2 6 6	2 3 10	2 3	0	0	0	0	0	0	0	0	0	0	0	0	0
14 Bailey Thomas	G 25:40	2-7	2-4	2-2	0 1 1	2 1 8	2 0	1	0	1	0	1	2							
2 Kamrayia Elzy	03:07	0-0	0-0	0-0	0 0 0	0 0 0	0 0	1	0	0	0	0	0	0	0	0	0	0	0	0
23 Isis Beh	21:15	3-6	0-0	0-1	2 4 0	6 0 0	0 0	1	0	0	0	0	0	0	0	0	0	0	0	0
25 Krista Jackman	07:52	0-1	0-0	0-0	0 0 0	0 0 0	0 0	0	0	0	0	0	0	0	0	0	0	0	0	0
11 Justice Ethridge	23:58	2-3	1-1	0-0	0 0 1	1 0 2	5 0	2	4	0	0	0	0	0	0	0	0	0	0	0
Team					1 6 7	0 1														
Totals		19-48	7-14	16-18	4 24 28	13 17 61	8 12	13	0	3	0	0	0	0	0	0	0	0	0	0

Technical Fouls: NONE

Shooting By Period	
1 <sup>st</sup> FG%	6-12 50.0%
3PT%	2-3 66.7%
FT%	2-2 100%
2 <sup>nd</sup> FG%	6-14 42.9%
3PT%	3-6 50.0%
FT%	0-0 0%
3 <sup>rd</sup> FG%	4-12 33.3%
3PT%	1-3 33.3%
FT%	6-6 100%
4 <sup>th</sup> FG%	3-10 30.0%
3PT%	1-2 50.0%
FT%	8-10 80%
GM FG%	19-48 39.6%
3PT%	7-14 50.0%
FT%	16-18 88.9%

Dead Ball Rebounds: 1 0

USF		UNLV	
Biggest lead	11 (1 <sup>st</sup> 4:59)	13 (4 <sup>th</sup> 0:27)	
Best Scoring Run	8 (1 <sup>st</sup> 4:59)	14 (2 <sup>nd</sup> 5:54)	
Lead Changes	5		
Times Tied	6		
Time with Lead	13:06	22:12	

Points from Turnovers		USF		UNLV	
Paint	18	16			
Second Chance	24	7			
Fast Breaks	11	8			
Bench	24	11			

Period by Period Scoring					
	1st	2nd	3rd	4th	TOT
USF	20	9	15	7	51
UNLV	16	15	15	15	61

DEC. 30, 2019 | BROWN | TAMPA, FLA.



Official Basketball Box Score - Final  
Brown at South Fla.  
12/30/19 Yungling Center, Tampa  
2019-20 Women's Basketball

Game Time: 10:30 PM  
Game Duration: 1:54  
Attendance: 2,062

Officials: Luis Gonzalez, Maggie Tamen, Brandon Enterline

Brown - 60		Record: 6-7																		
NO. Name	Min	FG	3P	FT	Rebounds	Fouls	TP	AS	TO	ST	Blocks	BS	BA	BA	BA	BA	BA	BA	BA	BA
20 Ashley Ducharme	F 22:56	0-1	0-0	2-2	3 3 6	1 1 2	2 1	0	1	0	0	0	0	0	0	0	0	0	0	0
42 Haley Green	C 28:51	1-1	0-0	2-2	1 3 4	2 2 4	1 2	0	0	0	0	0	0	0	0	0	0	0	0	0
3 Dominique Leonidas	G 29:42	2-7	1-2	2-2	0 2 2	3 2 7	6 3	2	0	0	0	0	0	0	0	0	0	0	0	0
4 Justine Gaziano	G 35:28	8-20	6-12	4-6	0 3 3	2 6 26	0 1	1	1	0	0	0	0	0	0	0	0	0	0	0
12 McKenna Dale	G 26:58	5-15	4-8	2-2	1 2 3	2 1 16	1 0	1	0	0	0	0	0	0	0	0	0	0	0	0
30 Aislinn Kelley	14:27	0-2	0-0	0-0	0 4 4	2 0 0	0 0	1	0	0	0	0	0	0	0	0	0	0	0	0
3 Maddie Mullin	21:18	1-7	1-5	0-0	1 2 3	1 1 3	1 1	0	0	0	0	0	0	0	0	0	0	0	0	0
1 Lexi Love	11:35	0-1	0-0	0-0	2 2 0	0 0 0	0 0	1	2	0	0	0	0	0	0	0	0	0	0	0
10 Fiona Finn	06:14	1-2	0-0	0-0	0 1 1	0 0 0	2 1	0	0	0	0	0	0	0	0	0	0	0	0	0
21 Sydney Rosant	02:31	0-1	0-0	0-0	0 0 0	0 0 0	0 0	0	0	0	0	0	0	0	0	0	0	0	0	0
Team					3 2 5	0 1														
Totals		18-57	12-27	12-14	9 24 33	13 13 60	13 12	3	2	6	0	0	0	0	0	0	0	0	0	0

Technical Fouls: NONE

Shooting By Period	
1 <sup>st</sup> FG%	7-16 43.8%
3PT%	4-8 50.0%
FT%	0-0 0%
2 <sup>nd</sup> FG%	5-14 35.7%
3PT%	4-7 57.1%
FT%	1-2 50%
3 <sup>rd</sup> FG%	4-13 30.8%
3PT%	2-6 33.3%
FT%	4-4 100%
4 <sup>th</sup> FG%	2-14 14.3%
3PT%	2-6 33.3%
FT%	7-8 87.5%
GM FG%	18-57 31.6%
3PT%	12-27 44.4%
FT%	12-14 85.7%

Dead Ball Rebounds: 2 0

South Fla. - 70		Record: 8-6																		
NO. Name	Min	FG	3P	FT	Rebounds	Fouls	TP	AS	TO	ST	Blocks	BS	BA	BA	BA	BA	BA	BA	BA	BA
20 Bethy Mununga	F 37:06	5-14	0-2	6-6	7 7 14	1 4 16	2 1	1	3	0	0	11								
22 Kristyna Brabencova	F 35:00	7-12	2-6	0-0	1 7 8	4 2 16	2 0	1	3	1	14									
23 Tamara Henshaw	F 28:40	6-11	0-0	3-4	5 5 10	3 2 15	1 2	1	0	0	0	13								
1 Maria Alvarez	G 24:57	0-6	0-6	3-4	0 1 1	0 3 3	2 0	2	0	0	0	7								
3 Sydney Harvey	G 14:22	0-2	0-1	0-0	0 1 1	1 0 0	2 0	0	0	0	0	0	0	0	0	0	0	0	0	0
0 Enna Pehadzic	13:49	1-3	1-3	0-0	0 2 2	0 0 3	2 0	0	0	0	0	1	3							
5 Elena Tsineke	27:17	6-13	3-7	2-3	0 1 1	4 2 17	1 2	1	0	0	0	0	0	0	0	0	0	0	0	0
31 Beatriz Jordao	04:53	0-1	0-0	0-0	1 1 2	0 0 0	0 0	0	0	0	0	0	0	0	0	0	0	0	0	0
21 Shae Leverett	09:21	0-0	0-0	0-0	0 0 0	0 0 0	0 0	0	0	0	0	0	0	0	0	0	0	0	0	0
12 Cristina Bermejo	04:35	0-1	0-1	0-0	0 1 1	0 0 0	0 0	0	0	0	0	0	0	0	0	0	0	0	0	0
Team					1 4 5	0 0														
Totals		25-63	6-26	14-17	15 30 45	13 13 70	12 11	6	6	2	0	0	0	0	0	0	0	0	0	0

Technical Fouls: NONE

Shooting By Period	
1 <sup>st</sup> FG%	8-18 44.4%
3PT%	2-7 28.6%
FT%	1-2 50%
2 <sup>nd</sup> FG%	4-14 28.6%
3PT%	1-6 16.7%
FT%	0-0 0%
3 <sup>rd</sup> FG%	7-18 38.9%
3PT%	1-9 11.1%
FT%	8-9 88.9%
4 <sup>th</sup> FG%	6-13 46.2%
3PT%	2-4 50.0%
FT%	5-6 83.3%
GM FG%	25-63 39.7%
3PT%	6-26 23.1%
FT%	14-17 82.4%

Dead Ball Rebounds: 2 0

	Brown	USF	Points from Turnovers	Brown	USF	Period by Period Scoring					
Biggest lead	8 (1 <sup>st</sup> 5:13)	11 (4 <sup>th</sup> 7:37)	6	17			1st	2nd	3rd	4th	TOT
Best Scoring Run	9(2 <sup>nd</sup> 1:33)	9(4 <sup>th</sup> 7:37)	6	28		Brown	18	15	14	13	60
Lead Changes	5		11	17							
Times Tied	4		2	15		USF	19	9	23	19	70
Time with Lead	12:51	24:13	5	20							



# 2019-20 South Fla. Women's Basketball Combined Team Statistics All games

Page 1/1  
as of Jan 13, 2020

## Game Records

Record	Overall	Home	Away	Neutral
ALL GAMES	10-6	9-0	1-2	0-4
CONFERENCE	2-0	1-0	1-0	0-0
NON-CONFERENCE	8-6	8-0	0-2	0-4

## Score by Periods

Team	1st	2nd	3rd	4th	OT	TOT
South Fla.	263	257	280	252	0	1052
Opponents	230	211	230	243	0	914

## Team Box Score

No.	Player				Total		3-Point		F-Throw		Rebounds											
		GP-GS	MIN	AVG	FG-FGA	FG%	3FG-FGA	3FG%	FT-FTA	FT%	OFF	DEF	TOT	AVG	PF	DQ	A	TO	BLK	STL	PTS	AVG
5	TSINEKE, Elena	11-7	252:50	23.0	43-104	.413	18-52	.346	28-33	.848	9	11	20	1.8	25	0	14	28	2	6	132	12.0
20	MUNUNGA, Bethy	13-13	339:30	26.1	59-112	.527	1-5	.200	23-33	.697	55	70	125	9.6	31	0	15	34	15	15	142	10.9
3	HARVEY, Sydney	6-3	113:53	19.0	17-44	.386	11-20	.550	14-15	.933	1	5	6	1.0	10	0	8	13	0	7	59	9.8
1	ALVAREZ, Maria	15-8	409:45	27.3	44-131	.336	34-108	.315	10-20	.500	7	37	44	2.9	26	1	49	25	0	15	132	8.8
4	PINZAN, Elisa	11-9	331:47	30.2	31-94	.330	15-50	.300	11-15	.733	3	24	27	2.5	12	1	49	28	1	11	88	8.0
22	BRABENCOVA, Kristyna	16-9	391:53	24.5	49-145	.338	17-63	.270	13-22	.591	23	39	62	3.9	44	1	31	29	14	12	128	8.0
0	PEHADZIC, Enna	16-9	295:45	18.5	34-117	.291	26-81	.321	12-19	.632	14	24	38	2.4	23	0	13	19	0	9	106	6.6
23	HENSHAW, Tamara	16-11	314:51	19.7	39-81	.481	0-2	.000	19-29	.655	46	74	120	7.5	33	1	12	21	8	12	97	6.1
21	LEVERETT, Shae	16-2	337:34	21.1	30-44	.682	0-0	.000	17-39	.436	53	43	96	6.0	36	2	6	18	10	10	77	4.8
14	SEPTE, Luize	10-3	154:09	15.4	14-32	.438	0-0	.000	7-15	.467	13	14	27	2.7	19	0	9	13	5	5	35	3.5
31	JORDAO, Beatriz	15-6	148:27	9.9	18-50	.360	0-0	.000	7-12	.583	14	22	36	2.4	17	0	8	15	9	2	43	2.9
12	BERMEJO, Cristina	12-0	100:41	8.4	5-24	.208	2-13	.154	1-2	.500	4	15	19	1.6	14	0	7	11	5	5	13	1.1
2	LAZIC, Mihaela	1-0	08:28	8.5	0-1	.000	0-1	.000	0-0	.000	0	2	2	2.0	1	0	0	0	0	0	0	0.0
Team											26	46	72					14				
Total		16	3200		383-979	.391	124-395	.314	162-254	.638	268	426	694	43.4	291	6	221	268	69	109	1052	65.8
Opponents		16	3199		310-859	.361	85-260	.327	209-316	.661	151	358	509	31.8	264	8	167	244	38	121	914	57.1

## Team Statistics

	USF	OPP
<b>Scoring</b>	<b>1052</b>	<b>914</b>
Points per game	65.8	57.1
Scoring margin	+8.6	-
<b>Field goals-att</b>	<b>383-979</b>	<b>310-859</b>
Field goal pct	.391	.361
<b>3 point fg-att</b>	<b>124-395</b>	<b>85-260</b>
3-point FG pct	.314	.327
3-pt FG made per game	7.8	5.3
<b>Free throws-att</b>	<b>162-254</b>	<b>209-316</b>
Free throw pct	.638	.661
F-Throws made per game	10.1	13.1
<b>Rebounds</b>	<b>694</b>	<b>509</b>
Rebounds per game	43.4	31.8
Rebounding margin	+11.6	-
<b>Assists</b>	<b>221</b>	<b>167</b>
Assists per game	13.8	10.4
<b>Turnovers</b>	<b>268</b>	<b>244</b>
Turnovers per game	16.8	15.3
Turnover margin	-1.5	-
Assist/turnover ratio	0.8	0.7
<b>Steals</b>	<b>109</b>	<b>121</b>
Steals per game	6.8	7.6
<b>Blocks</b>	<b>69</b>	<b>38</b>
Blocks per game	4.3	2.4
<b>Winning streak</b>	<b>3</b>	<b>-</b>
Home win streak	9	-
<b>Attendance</b>	<b>27864</b>	<b>8483</b>
Home games-Avg/Game	9-3096	3-2828
Neutral site-Avg/Game	-	4-312

## Team Results

Date	Opponent		Score	Att.
11/05/2019	Jacksonville	W	70-39	4495
11/08/2019	Texas	W	64-57	2289
11/12/2019	Howard	W	82-53	2006
11/15/2019	VCU	W	77-55	3520
11/19/2019	at Baylor	L	46-58	7485
11/24/2019	Saint Francis (PA)	W	62-23	2076
11/28/2019	vs South Dakota St.	L	50-61	235
11/29/2019	vs FGCU	L	77-81	198
11/30/2019	vs Notre Dame	L	51-67	174
12/06/2019	Alabama St.	W	80-29	4732
12/15/2019	Idaho	W	67-64	4480
12/19/2019	vs Mississippi St.	L	61-86	641
12/21/2019	at UNLV	L	51-61	0
12/30/2019	Brown	W	70-60	2062
01/05/2020	Cincinnati	W	76-68	2204
01/12/2020	at Tulsa	W	68-52	998





# 2019-20 South Fla. Women's Basketball Combined Team Statistics Specific games

Page 1/1  
as of Jan 15, 2020

## Game Records

Record	Overall	Home	Away	Neutral
ALL GAMES	2-0	1-0	1-0	0-0
CONFERENCE	2-0	1-0	1-0	0-0
NON-CONFERENCE	0-0	0-0	0-0	0-0

## Score by Periods

Team	1st	2nd	3rd	4th	OT	TOT
South Fla.	39	40	28	37	0	144
Opponents	23	30	34	33	0	120

## Team Box Score

No.	Player				Total		3-Point		F-Throw		Rebounds													
		GP-GS	MIN	AVG	FG-FGA	FG%	3FG-FGA	3FG%	FT-FTA	FT%	OFF	DEF	TOT	AVG	PF	DQ	A	TO	BLK	STL	PTS	AVG		
3	HARVEY, Sydni	2-1	49:40	24.8	10-23	.435	9-13	.692	9-9	1.000	0	3	3	1.5	4	0	2	6	0	3	38	19.0		
22	BRABENCOVA, Kristyna	2-2	69:26	34.7	10-25	.400	4-10	.400	3-3	1.000	2	9	11	5.5	6	0	9	4	2	4	27	13.5		
5	TSINEKE, Elena	2-2	53:27	26.7	6-14	.429	3-8	.375	8-9	.889	2	2	4	2.0	3	0	6	5	1	0	23	11.5		
20	MUNUNGA, Bethy	2-2	55:43	27.9	9-17	.529	0-1	.000	4-6	.667	7	9	16	8.0	7	0	1	3	1	3	22	11.0		
4	PINZAN, Elisa	1-0	31:40	31.7	2-6	.333	1-5	.200	3-4	.750	0	2	2	2.0	0	0	7	5	0	0	8	8.0		
23	HENSHAW, Tamara	2-2	40:08	20.1	6-9	.667	0-0	.000	1-2	.500	3	7	10	5.0	5	0	2	3	0	2	13	6.5		
21	LEVERETT, Shae	2-0	47:55	24.0	2-2	1.000	0-0	.000	1-4	.250	2	9	11	5.5	6	0	1	1	3	3	5	2.5		
0	PEHADZIC, Enna	2-0	13:36	6.8	2-4	.500	0-1	.000	0-0	.000	1	1	2	1.0	1	0	0	2	0	1	4	2.0		
1	ALVAREZ, Maria	1-1	21:41	21.7	1-5	.200	0-3	.000	0-0	.000	0	4	4	4.0	2	0	3	1	0	1	2	2.0		
31	JORDAO, Beatriz	2-0	10:14	5.1	1-4	.250	0-0	.000	0-4	.000	3	3	6	3.0	0	0	0	1	2	0	2	1.0		
12	BERMEJO, Cristina	2-0	06:30	3.3	0-0	.000	0-0	.000	0-0	.000	0	1	1	0.5	1	0	0	0	0	0	0	0.0		
Team											3	2	5					2						
Total		2	400		49-109	.450	17-41	.415	29-41	.707	23	52	75	37.5	35	0	31	33	9	17	144	72.0		
Opponents		2	400		43-108	.398	8-23	.348	26-41	.634	21	39	60	30.0	40	0	19	34	4	16	120	60.0		

## Team Statistics

	USF	OPP
<b>Scoring</b>	<b>144</b>	<b>120</b>
Points per game	72.0	60.0
Scoring margin	+12.0	-
<b>Field goals-att</b>	<b>49-109</b>	<b>43-108</b>
Field goal pct	.450	.398
<b>3 point fg-att</b>	<b>17-41</b>	<b>8-23</b>
3-point FG pct	.415	.348
3-pt FG made per game	8.5	4.0
<b>Free throws-att</b>	<b>29-41</b>	<b>26-41</b>
Free throw pct	.707	.634
F-Throws made per game	14.5	13.0
<b>Rebounds</b>	<b>75</b>	<b>60</b>
Rebounds per game	37.5	30.0
Rebounding margin	+7.5	-
<b>Assists</b>	<b>31</b>	<b>19</b>
Assists per game	15.5	9.5
<b>Turnovers</b>	<b>33</b>	<b>34</b>
Turnovers per game	16.5	17.0
Turnover margin	+0.5	-
Assist/turnover ratio	0.9	0.6
<b>Steals</b>	<b>17</b>	<b>16</b>
Steals per game	8.5	8.0
<b>Blocks</b>	<b>9</b>	<b>4</b>
Blocks per game	4.5	2.0
<b>Winning streak</b>	<b>2</b>	<b>-</b>
Home win streak	1	-
<b>Attendance</b>	<b>2204</b>	<b>998</b>
Home games-Avg/Game	1-2204	1-998
Neutral site-Avg/Game	-	0-0

## Team Results

Date	Opponent		Score	Att.
01/05/2020	Cincinnati	W	76-68	2204
01/12/2020	at Tulsa	W	68-52	998



**2019-20 South Fla. Women's Basketball**  
**Season/Career Statistics**  
**All games**

Page 1/1  
as of Jan 13, 2020

**Summary**

Player	Season Statistics										Career Statistics									
	GP-GS	MIN/G	FG%	3FG%	FT%	R/G	A/G	STL	BLK	PTS/G	GP-GS	MIN/G	FG%	3FG%	FT%	R/G	A/G	STL	BLK	PTS/G
ALVAREZ, Maria	15-8	27.3	.336	.315	.500	2.9	3.3	15	0	8.8	15-8	27.3	.336	.315	.500	2.9	3.3	15	0	8.8
BERMEJO, Cristina	12-0	8.4	.208	.154	.500	1.6	0.6	5	5	1.1	12-0	8.4	.208	.154	.500	1.6	0.6	5	5	1.1
BRABENCOVA, Kristyna	16-9	24.5	.338	.270	.591	3.9	1.9	12	14	8.0	16-9	24.5	.338	.270	.591	3.9	1.9	12	14	8.0
HARVEY, Sydni	6-3	19.0	.386	.550	.933	1.0	1.3	7	0	9.8	38-27	28.4	.330	.371	.852	2.3	2.4	28	2	11.4
HENSHAW, Tamara	16-11	19.7	.481	.000	.655	7.5	0.8	12	8	6.1	117-75	23.4	.566	.000	.602	6.9	0.9	77	78	6.6
JORDAO, Beatriz	15-6	9.9	.360	.000	.583	2.4	0.5	2	9	2.9	27-18	14.7	.546	.000	.632	3.9	0.5	7	32	6.6
LAZIC, Mihaela	1-0	8.5	.000	.000	.000	2.0	0.0	0	0	0.0	1-0	8.5	.000	.000	.000	2.0	0.0	0	0	0.0
LEVERETT, Shae	16-2	21.1	.682	.000	.436	6.0	0.4	10	10	4.8	78-26	20.1	.601	.000	.588	5.4	0.4	35	73	4.9
MUNUNGA, Bethy	13-13	26.1	.527	.200	.697	9.6	1.2	15	15	10.9	13-13	26.1	.527	.200	.697	9.6	1.2	15	15	10.9
PEHADZIC, Enna	16-9	18.5	.291	.321	.632	2.4	0.8	9	0	6.6	60-32	22.0	.309	.323	.703	3.7	0.5	33	1	9.0
PINZAN, Elisa	11-9	30.2	.330	.300	.733	2.5	4.5	11	1	8.0	42-24	26.0	.287	.262	.797	2.1	3.6	37	1	5.4
SEPTE, Luize	10-3	15.4	.438	.000	.467	2.7	0.9	5	5	3.5	32-22	25.3	.283	.133	.517	3.4	1.6	17	35	4.3
TSINEKE, Elena	11-7	23.0	.413	.346	.848	1.8	1.3	6	2	12.0	11-7	23.0	.413	.346	.848	1.8	1.3	6	2	12.0

**Scoring**

Player	Season Statistics									Career Statistics								
	FG-FGA	FG%	3FG-3FGA	3FG%	FT-FTA	FT%	PTS	PTS/G		FG-FGA	FG%	3FG-3FGA	3FG%	FT-FTA	FT%	PTS	PTS/G	
ALVAREZ, Maria	44-131	.336	34-108	.315	10-20	.500	132	8.8		44-131	.336	34-108	.315	10-20	.500	132	8.8	
BERMEJO, Cristina	5-24	.208	2-13	.154	1-2	.500	13	1.1		5-24	.208	2-13	.154	1-2	.500	13	1.1	
BRABENCOVA, Kristyna	49-145	.338	17-63	.270	13-22	.591	128	8.0		49-145	.338	17-63	.270	13-22	.591	128	8.0	
HARVEY, Sydni	17-44	.386	11-20	.550	14-15	.933	59	9.8		137-415	.330	56-151	.371	104-122	.852	434	11.4	
HENSHAW, Tamara	39-81	.481	0-2	.000	19-29	.655	97	6.1		335-592	.566	0-6	.000	100-166	.602	770	6.6	
JORDAO, Beatriz	18-50	.360	0-0	.000	7-12	.583	43	2.9		77-141	.546	0-0	.000	24-38	.632	178	6.6	
LAZIC, Mihaela	0-1	.000	0-1	.000	0-0	.000	0	0.0		0-1	.000	0-1	.000	0-0	.000	0	0.0	
LEVERETT, Shae	30-44	.682	0-0	.000	17-39	.436	77	4.8		140-233	.601	0-1	.000	104-177	.588	384	4.9	
MUNUNGA, Bethy	59-112	.527	1-5	.200	23-33	.697	142	10.9		59-112	.527	1-5	.200	23-33	.697	142	10.9	
PEHADZIC, Enna	34-117	.291	26-81	.321	12-19	.632	106	6.6		182-589	.309	100-310	.323	78-111	.703	542	9.0	
PINZAN, Elisa	31-94	.330	15-50	.300	11-15	.733	88	8.0		71-247	.287	38-145	.262	47-59	.797	227	5.4	
SEPTE, Luize	14-32	.438	0-0	.000	7-15	.467	35	3.5		52-184	.283	4-30	.133	31-60	.517	139	4.3	
TSINEKE, Elena	43-104	.413	18-52	.346	28-33	.848	132	12.0		43-104	.413	18-52	.346	28-33	.848	132	12.0	

**Totals**

Player	Season Statistics									Career Statistics								
	O-REB	D-REB	TOTAL	PF	FO	A	TO	A/TO		O-REB	D-REB	TOTAL	PF	FO	A	TO	A/TO	
ALVAREZ, Maria	7	37	44	26	1	49	25	2.0		7	37	44	26	1	49	25	2.0	
BERMEJO, Cristina	4	15	19	14	0	7	11	0.6		4	15	19	14	0	7	11	0.6	
BRABENCOVA, Kristyna	23	39	62	44	1	31	29	1.1		23	39	62	44	1	31	29	1.1	
HARVEY, Sydni	1	5	6	10	0	8	13	0.6		31	58	89	82	4	90	106	0.8	
HENSHAW, Tamara	46	74	120	33	1	12	21	0.6		319	487	806	231	4	103	113	0.9	
JORDAO, Beatriz	14	22	36	17	0	8	15	0.5		35	69	104	48	0	13	35	0.4	
LAZIC, Mihaela	0	2	2	1	0	0	0	0.0		0	2	2	1	0	0	0	0.0	
LEVERETT, Shae	53	43	96	36	2	6	18	0.3		197	224	421	162	4	32	80	0.4	
MUNUNGA, Bethy	55	70	125	31	0	15	34	0.4		55	70	125	31	0	15	34	0.4	
PEHADZIC, Enna	14	24	38	23	0	13	19	0.7		65	154	219	62	0	27	82	0.3	
PINZAN, Elisa	3	24	27	12	1	49	28	1.8		7	80	87	53	1	152	102	1.5	
SEPTE, Luize	13	14	27	19	0	9	13	0.7		36	72	108	51	1	50	66	0.8	
TSINEKE, Elena	9	11	20	25	0	14	28	0.5		9	11	20	25	0	14	28	0.5	



2019-20 South Fla. Women's Basketball  
Season Schedule/Results & Leaders  
All games

Page 1/1  
as of Jan 13, 2020

### Game Records

Record	Overall	Home	Away	Neutral
ALL GAMES	10-6	9-0	1-2	0-4
CONFERENCE	2-0	1-0	1-0	0-0
NON-CONFERENCE	8-6	8-0	0-2	0-4

### Team Results

Date	Opponent		Score	Att.	High Points	High Rebounds
11/05/2019	Jacksonville	W	70-39	4495	(20) PEHADZIC, Enna	(12) MUNUNGA, Bethy
11/08/2019	Texas	W	64-57	2289	(16) PEHADZIC, Enna	(8) MUNUNGA, Bethy
11/12/2019	Howard	W	82-53	2006	(16) PEHADZIC, Enna	(11) MUNUNGA, Bethy
11/15/2019	VCU	W	77-55	3520	(20) ALVAREZ, Maria	(12) MUNUNGA, Bethy
11/19/2019	at Baylor	L	46-58	7485	(16) MUNUNGA, Bethy	(12) MUNUNGA, Bethy
11/24/2019	Saint Francis (PA)	W	62-23	2076	(13) TSINEKE, Elena	(13) LEVERETT, Shae
11/28/2019	vs South Dakota St.	L	50-61	235	(15) MUNUNGA, Bethy	(12) MUNUNGA, Bethy
11/29/2019	vs FGCU	L	77-81	198	(19) TSINEKE, Elena	(12) MUNUNGA, Bethy
11/30/2019	vs Notre Dame	L	51-67	174	(12) TSINEKE, Elena	(10) MUNUNGA, Bethy
12/06/2019	Alabama St.	W	80-29	4732	(18) ALVAREZ, Maria	(15) HENSHAW, Tamara
12/15/2019	Idaho	W	67-64	4480	(14) ALVAREZ, Maria	(12) HENSHAW, Tamara
12/19/2019	vs Mississippi St.	L	61-86	641	(12) ALVAREZ, Maria	(10) HENSHAW, Tamara
12/21/2019	at UNLV	L	51-61	0	(9) LEVERETT, Shae	(13) HENSHAW, Tamara
					(9) BRABENCOVA, Kristyna	
12/30/2019	Brown	W	70-60	2062	(17) TSINEKE, Elena	(14) MUNUNGA, Bethy
01/05/2020	Cincinnati	W	76-68	2204	(19) TSINEKE, Elena	(7) LEVERETT, Shae
						(7) HENSHAW, Tamara
						(7) MUNUNGA, Bethy
01/12/2020	at Tulsa	W	68-52	998	(20) HARVEY, Sydni	(9) MUNUNGA, Bethy

### Attendance Summary

	Games	Attend	Avg/Game
Home	9	27864	3096
Away	3	8483	2828
Neutral	4	1248	312
<b>Total</b>	<b>16</b>	<b>37595</b>	<b>2350</b>



**2019-20 South Fla. Women's Basketball  
Team Game-by-Game  
All games**

Page 1/1  
as of Jan 13, 2020

				Total		3-Pointers		Free throws		Rebounds											
Opponent	Date	Score		FG-FGA	PCT	3FG-FGA	PCT	FT-FTA	PCT	OFF	DEF	TOT	AVG	PF	A	TO	BLK	STL	PTS	AVG	
Jacksonville	11/05/2019	70-39	W	26-64	.406	10-26	.385	8-18	.444	21	42	63	63.0	11	16	18	7	6	70	70.0	
Texas	11/08/2019	64-57	W	23-60	.383	5-23	.217	13-19	.684	12	22	34	48.5	20	12	18	5	3	64	67.0	
Howard	11/12/2019	82-53	W	29-70	.414	7-20	.350	17-27	.630	22	30	52	49.7	20	15	13	1	11	82	72.0	
VCU	11/15/2019	77-55	W	28-63	.444	10-18	.556	11-20	.550	20	21	41	47.5	17	19	13	3	10	77	73.3	
at Baylor	11/19/2019	46-58	L	17-59	.288	7-24	.292	5-13	.385	14	21	35	45.0	28	13	19	4	11	46	67.8	
Saint Francis (PA)	11/24/2019	62-23	W	26-59	.441	4-16	.250	6-11	.545	17	22	39	44.0	11	12	14	2	8	62	66.8	
vs South Dakota St.	11/28/2019	50-61	L	20-57	.351	4-29	.138	6-7	.857	16	18	34	42.6	19	8	20	2	10	50	64.4	
vs FGCU	11/29/2019	77-81	L	28-62	.452	9-21	.429	12-17	.706	13	28	41	42.4	28	14	20	4	4	77	66.0	
vs Notre Dame	11/30/2019	51-67	L	20-72	.278	8-41	.195	3-5	.600	23	23	46	42.8	20	14	18	5	3	51	64.3	
Alabama St.	12/06/2019	80-29	W	31-64	.484	17-37	.459	1-5	.200	18	35	53	43.8	21	23	15	11	5	80	65.9	
Idaho	12/15/2019	67-64	W	21-60	.350	6-24	.250	19-25	.760	22	29	51	44.5	10	11	12	2	3	67	66.0	
vs Mississippi St.	12/19/2019	61-86	L	22-62	.355	9-23	.391	8-14	.571	16	27	43	44.3	21	12	24	5	8	61	65.6	
at UNLV	12/21/2019	51-61	L	18-55	.327	5-26	.192	10-15	.667	16	26	42	44.2	17	9	20	3	4	51	64.5	
Brown	12/30/2019	70-60	W	25-63	.397	6-26	.231	14-17	.824	15	30	45	44.2	13	12	11	6	6	70	64.9	
Cincinnati	01/05/2020	76-68	W	26-62	.419	8-23	.348	16-21	.762	17	23	40	43.9	16	17	13	3	8	76	65.6	
at Tulsa	01/12/2020	68-52	W	23-47	.489	9-18	.500	13-20	.650	6	29	35	43.4	19	14	20	6	9	68	65.8	
Total		1052		383-979	.391	124-395	.314	162-254	.638	268	426	694	43.4	291	221	268	69	109	1052	65.8	
Opponents		914		310-859	.361	85-260	.327	209-316	.661	151	358	509	31.8	264	167	244	38	121	914	57.1	

**South Fla. Averages**

Games Played	Points/game	FG Pct	3FG Pct	FT Pct	Rebounds/game	Assists/game	Turnovers/game	Assist/Turnover ratio	Steals/game	Blocks/game
16	65.8	39.1	31.4	63.8	43.4	13.8	16.8	0.8	6.8	4.3





**2019-20 South Fla. Women's Basketball  
Opponents Game-by-Game  
All games**

Page 1/1  
as of Jan 13, 2020

				Total		3-Pointers		Free throws		Rebounds											
Opponent	Date	Score		FG-FGA	PCT	3FG-FGA	PCT	FT-FTA	PCT	OFF	DEF	TOT	AVG	PF	A	TO	BLK	STL	PTS	AVG	
Jacksonville	11/05/2019	70-39	W	15-61	.246	4-18	.222	5-10	.500	7	24	31	31.0	19	8	12	2	12	39	39.0	
Texas	11/08/2019	64-57	W	24-59	.407	1-9	.111	8-15	.533	9	22	31	31.0	21	13	17	3	7	57	48.0	
Howard	11/12/2019	82-53	W	17-59	.288	5-16	.313	14-20	.700	15	23	38	33.3	23	4	21	5	3	53	49.7	
VCU	11/15/2019	77-55	W	19-44	.432	3-12	.250	14-21	.667	6	21	27	31.8	17	8	17	2	8	55	51.0	
at Baylor	11/19/2019	46-58	L	16-45	.356	1-6	.167	25-39	.641	10	23	33	32.0	13	13	18	7	7	58	52.4	
Saint Francis (PA)	11/24/2019	62-23	W	5-37	.135	3-17	.176	10-14	.714	10	19	29	31.5	13	2	25	1	5	23	47.5	
vs South Dakota St.	11/28/2019	50-61	L	23-47	.489	4-11	.364	11-21	.524	9	20	29	31.1	11	11	19	2	7	61	49.4	
vs FGCU	11/29/2019	77-81	L	22-57	.386	12-33	.364	25-33	.758	7	23	30	31.0	20	16	10	0	8	81	53.4	
vs Notre Dame	11/30/2019	51-67	L	25-52	.481	6-15	.400	11-22	.500	8	30	38	31.8	13	13	15	3	5	67	54.9	
Alabama St.	12/06/2019	80-29	W	10-59	.169	3-15	.200	6-12	.500	16	17	33	31.9	10	6	14	0	9	29	52.3	
Idaho	12/15/2019	67-64	W	24-61	.393	11-33	.333	5-5	1.000	8	22	30	31.7	19	17	7	3	3	64	53.4	
vs Mississippi St.	12/19/2019	61-86	L	30-65	.462	5-11	.455	21-31	.677	12	27	39	32.3	19	16	11	4	15	86	56.1	
at UNLV	12/21/2019	51-61	L	19-48	.396	7-14	.500	16-18	.889	4	24	28	32.0	13	8	12	0	13	61	56.5	
Brown	12/30/2019	70-60	W	18-57	.316	12-27	.444	12-14	.857	9	24	33	32.1	13	13	12	2	3	60	56.7	
Cincinnati	01/05/2020	76-68	W	27-56	.482	3-6	.500	11-16	.688	8	19	27	31.7	21	13	16	3	2	68	57.5	
at Tulsa	01/12/2020	68-52	W	16-52	.308	5-17	.294	15-25	.600	13	20	33	31.8	19	6	18	1	14	52	57.1	
Total		914		310-859	.361	85-260	.327	209-316	.661	151	358	509	31.8	264	167	244	38	121	914	57.1	
South Fla.		1052		383-979	.391	124-395	.314	162-254	.638	268	426	694	43.4	291	221	268	69	109	1052	65.8	

**Opponents Averages**

Games Played	Points/game	FG Pct	3FG Pct	FT Pct	Rebounds/game	Assists/game	Turnovers/game	Assist/Turnover ratio	Steals/game	Blocks/game
16	57.1	36.1	32.7	66.1	31.8	10.4	15.3	0.7	7.6	2.4



2019-20 South Fla. Women's Basketball  
Team High/Low Analysis  
All games

Page 1/4  
as of Jan 13, 2020

South Fla. - Game Highs

POINTS	82	Howard (11/12/2019)
	80	Alabama St. (12/06/2019)
	77	vs FGCU (N) (11/29/2019)
	77	VCU (11/15/2019)
	76	Cincinnati (01/05/2020)
FIELD GOALS MADE	31	Alabama St. (12/06/2019)
	29	Howard (11/12/2019)
FIELD GOAL ATTEMPTS	72	vs Notre Dame (N) (11/30/2019)
	70	Howard (11/12/2019)
FIELD GOAL PERCENTAGE	.489 (23-47)	at Tulsa (01/12/2020)
	.484 (31-64)	Alabama St. (12/06/2019)
3 PT FG MADE	17	Alabama St. (12/06/2019)
	10	VCU (11/15/2019)
	10	Jacksonville (11/05/2019)
3 PT FG ATTEMPTS	41	vs Notre Dame (N) (11/30/2019)
	37	Alabama St. (12/06/2019)
3 PT FG PERCENTAGE	.556 (10-18)	VCU (11/15/2019)
	.500 (9-18)	at Tulsa (01/12/2020)
FREE THROWS MADE	19	Idaho (12/15/2019)
	17	Howard (11/12/2019)
FREE THROW ATTEMPTS	27	Howard (11/12/2019)
	25	Idaho (12/15/2019)
FREE THROW PERCENTAGE	.857 (6-7)	vs South Dakota St. (N) (11/28/2019)
	.824 (14-17)	Brown (12/30/2019)
REBOUNDS	63	Jacksonville (11/05/2019)
	53	Alabama St. (12/06/2019)
ASSISTS	23	Alabama St. (12/06/2019)
	19	VCU (11/15/2019)
STEALS	11	at Baylor (11/19/2019)
	11	Howard (11/12/2019)
BLOCKED SHOTS	11	Alabama St. (12/06/2019)
	7	Jacksonville (11/05/2019)
TURNOVERS	24	vs Mississippi St. (N) (12/19/2019)
	20	at Tulsa (01/12/2020)
	20	at UNLV (12/21/2019)
	20	vs FGCU (N) (11/29/2019)
	20	vs South Dakota St. (N) (11/28/2019)
FOULS	29	vs FGCU (N) (11/29/2019)
	28	at Baylor (11/19/2019)



**2019-20 South Fla. Women's Basketball  
Team High/Low Analysis  
All games**

Page 2/4  
as of Jan 13, 2020

**Opponent - Game Highs**

<b>POINTS</b>	86	vs Mississippi St. (N) (12/19/2019)
	81	vs FGCU (N) (11/29/2019)
	68	Cincinnati (01/05/2020)
	67	vs Notre Dame (N) (11/30/2019)
	64	Idaho (12/15/2019)
<b>FIELD GOALS MADE</b>	30	vs Mississippi St. (N) (12/19/2019)
	27	Cincinnati (01/05/2020)
<b>FIELD GOAL ATTEMPTS</b>	65	vs Mississippi St. (N) (12/19/2019)
	61	Idaho (12/15/2019)
	61	Jacksonville (11/05/2019)
<b>FIELD GOAL PERCENTAGE</b>	.489 (23-47)	vs South Dakota St. (N) (11/28/2019)
	.482 (27-56)	Cincinnati (01/05/2020)
<b>3 PT FG MADE</b>	12	Brown (12/30/2019)
	12	vs FGCU (N) (11/29/2019)
<b>3 PT FG ATTEMPTS</b>	33	Idaho (12/15/2019)
	33	vs FGCU (N) (11/29/2019)
<b>3 PT FG PERCENTAGE</b>	.500 (7-14)	at UNLV (12/21/2019)
	.500 (3-6)	Cincinnati (01/05/2020)
<b>FREE THROWS MADE</b>	25	vs FGCU (N) (11/29/2019)
	25	at Baylor (11/19/2019)
<b>FREE THROW ATTEMPTS</b>	39	at Baylor (11/19/2019)
	33	vs FGCU (N) (11/29/2019)
<b>FREE THROW PERCENTAGE</b>	1.000 (5-5)	Idaho (12/15/2019)
	.889 (16-18)	at UNLV (12/21/2019)
<b>REBOUNDS</b>	39	vs Mississippi St. (N) (12/19/2019)
	38	vs Notre Dame (N) (11/30/2019)
	38	Howard (11/12/2019)
<b>ASSISTS</b>	17	Idaho (12/15/2019)
	16	vs Mississippi St. (N) (12/19/2019)
	16	vs FGCU (N) (11/29/2019)
<b>STEALS</b>	15	vs Mississippi St. (N) (12/19/2019)
	14	at Tulsa (01/12/2020)
<b>BLOCKED SHOTS</b>	7	at Baylor (11/19/2019)
	5	Howard (11/12/2019)
<b>TURNOVERS</b>	25	Saint Francis (PA) (11/24/2019)
	21	Howard (11/12/2019)
<b>FOULS</b>	23	Howard (11/12/2019)
	21	Cincinnati (01/05/2020)
	21	vs FGCU (N) (11/29/2019)
	21	Texas (11/08/2019)



**2019-20 South Fla. Women's Basketball**  
**Team High/Low Analysis**  
**All games**

Page 3/4  
as of Jan 13, 2020

**South Fla. - Game Lows**

<b>POINTS</b>	46		at Baylor (11/19/2019)
	50		vs South Dakota St. (N) (11/28/2019)
	51		at UNLV (12/21/2019)
	51		vs Notre Dame (N) (11/30/2019)
	61		vs Mississippi St. (N) (12/19/2019)
<b>FIELD GOALS MADE</b>	17		at Baylor (11/19/2019)
	18		at UNLV (12/21/2019)
<b>FIELD GOAL ATTEMPTS</b>	47		at Tulsa (01/12/2020)
	55		at UNLV (12/21/2019)
<b>FIELD GOAL PERCENTAGE</b>	.278	(20-72)	vs Notre Dame (N) (11/30/2019)
	.288	(17-59)	at Baylor (11/19/2019)
<b>3 PT FG MADE</b>	4		vs South Dakota St. (N) (11/28/2019)
	4		Saint Francis (PA) (11/24/2019)
<b>3 PT FG ATTEMPTS</b>	16		Saint Francis (PA) (11/24/2019)
	18		at Tulsa (01/12/2020)
	18		VCU (11/15/2019)
<b>3 PT FG PERCENTAGE</b>	.138	(4-29)	vs South Dakota St. (N) (11/28/2019)
	.192	(5-26)	at UNLV (12/21/2019)
<b>FREE THROWS MADE</b>	1		Alabama St. (12/06/2019)
	3		vs Notre Dame (N) (11/30/2019)
<b>FREE THROW ATTEMPTS</b>	5		Alabama St. (12/06/2019)
	5		vs Notre Dame (N) (11/30/2019)
<b>FREE THROW PERCENTAGE</b>	.200	(1-5)	Alabama St. (12/06/2019)
	.385	(5-13)	at Baylor (11/19/2019)
<b>REBOUNDS</b>	34		vs South Dakota St. (N) (11/28/2019)
	34		Texas (11/08/2019)
<b>ASSISTS</b>	8		vs South Dakota St. (N) (11/28/2019)
	9		at UNLV (12/21/2019)
<b>STEALS</b>	3		Idaho (12/15/2019)
	3		vs Notre Dame (N) (11/30/2019)
	3		Texas (11/08/2019)
<b>BLOCKED SHOTS</b>	1		Howard (11/12/2019)
	2		Idaho (12/15/2019)
	2		vs South Dakota St. (N) (11/28/2019)
	2		Saint Francis (PA) (11/24/2019)
<b>TURNOVERS</b>	11		Brown (12/30/2019)
	12		Idaho (12/15/2019)
<b>FOULS</b>	10		Idaho (12/15/2019)
	11		Saint Francis (PA) (11/24/2019)
	11		Jacksonville (11/05/2019)





**2019-20 South Fla. Women's Basketball**  
**Team High/Low Analysis**  
**All games**

Page 4/4  
as of Jan 13, 2020

**Opponent - Game Lows**

<b>POINTS</b>	23	Saint Francis (PA) (11/24/2019)
	29	Alabama St. (12/06/2019)
	39	Jacksonville (11/05/2019)
	52	at Tulsa (01/12/2020)
	53	Howard (11/12/2019)
<b>FIELD GOALS MADE</b>	5	Saint Francis (PA) (11/24/2019)
	10	Alabama St. (12/06/2019)
<b>FIELD GOAL ATTEMPTS</b>	37	Saint Francis (PA) (11/24/2019)
	44	VCU (11/15/2019)
<b>FIELD GOAL PERCENTAGE</b>	.135 (5-37)	Saint Francis (PA) (11/24/2019)
	.169 (10-59)	Alabama St. (12/06/2019)
<b>3 PT FG MADE</b>	1	at Baylor (11/19/2019)
	1	Texas (11/08/2019)
<b>3 PT FG ATTEMPTS</b>	6	Cincinnati (01/05/2020)
	6	at Baylor (11/19/2019)
<b>3 PT FG PERCENTAGE</b>	.111 (1-9)	Texas (11/08/2019)
	.167 (1-6)	at Baylor (11/19/2019)
<b>FREE THROWS MADE</b>	5	Idaho (12/15/2019)
	5	Jacksonville (11/05/2019)
<b>FREE THROW ATTEMPTS</b>	5	Idaho (12/15/2019)
	10	Jacksonville (11/05/2019)
<b>FREE THROW PERCENTAGE</b>	.500 (11-22)	vs Notre Dame (N) (11/30/2019)
	.500 (6-12)	Alabama St. (12/06/2019)
	.500 (5-10)	Jacksonville (11/05/2019)
<b>REBOUNDS</b>	27	Cincinnati (01/05/2020)
	27	VCU (11/15/2019)
<b>ASSISTS</b>	2	Saint Francis (PA) (11/24/2019)
	4	Howard (11/12/2019)
<b>STEALS</b>	2	Cincinnati (01/05/2020)
	3	Brown (12/30/2019)
	3	Idaho (12/15/2019)
	3	Howard (11/12/2019)
<b>BLOCKED SHOTS</b>	0	at UNLV (12/21/2019)
	0	Alabama St. (12/06/2019)
	0	vs FGCU (N) (11/29/2019)
<b>TURNOVERS</b>	7	Idaho (12/15/2019)
	10	vs FGCU (N) (11/29/2019)
<b>FOULS</b>	10	Alabama St. (12/06/2019)
	11	vs South Dakota St. (N) (11/28/2019)



**2019-20 South Fla. Women's Basketball**  
**Player Highs Analysis**  
**All games**

Page 1/3  
as of Jan 13, 2020

**South Fla. - Individual Game Highs**

<b>POINTS</b>	20		Sydni Harvey at Tulsa (01/12/2020)
	20		Maria Alvarez vs VCU (11/15/2019)
	20		Enna Pehadzic vs Jacksonville (11/05/2019)
	19		Elena Tsineke vs Cincinnati (01/05/2020)
	19		Elena Tsineke vs FGCU (N) (11/29/2019)
<b>FIELD GOALS MADE</b>	7		Bethy Mununga vs Cincinnati (01/05/2020)
	7		Kristyna Brabencova vs Brown (12/30/2019)
	7		Maria Alvarez vs VCU (11/15/2019)
<b>FIELD GOAL ATTEMPTS</b>	16		Kristyna Brabencova vs Cincinnati (01/05/2020)
	16		Kristyna Brabencova vs Mississippi St. (N) (12/19/2019)
<b>FIELD GOAL PERCENTAGE (min 5 made)</b>	.857	(6-7)	Bethy Mununga vs VCU (11/15/2019)
	.833	(5-6)	Tamara Henshaw vs Saint Francis (PA) (11/24/2019)
<b>3 PT FG MADE</b>	6		Sydni Harvey at Tulsa (01/12/2020)
	6		Maria Alvarez vs Alabama St. (12/06/2019)
	6		Enna Pehadzic vs Jacksonville (11/05/2019)
<b>3 PT FG ATTEMPTS</b>	13		Maria Alvarez vs Notre Dame (N) (11/30/2019)
	12		Elena Tsineke vs Notre Dame (N) (11/30/2019)
<b>3 PT FG PERCENTAGE (min 2 made)</b>	.857	(6-7)	Sydni Harvey at Tulsa (01/12/2020)
	.714	(5-7)	Maria Alvarez vs VCU (11/15/2019)
<b>FREE THROWS MADE</b>	7		Sydni Harvey vs Cincinnati (01/05/2020)
	7		Elena Tsineke vs FGCU (N) (11/29/2019)
	7		Elisa Pinzan vs Texas (11/08/2019)
<b>FREE THROW ATTEMPTS</b>	9		Shae Leverett vs Idaho (12/15/2019)
	8		Tamara Henshaw vs Idaho (12/15/2019)
	8		Elena Tsineke vs FGCU (N) (11/29/2019)
	8		Elisa Pinzan vs Texas (11/08/2019)
<b>FREE THROW PERCENTAGE (min 3 made)</b>	1.000	(7-7)	Sydni Harvey vs Cincinnati (01/05/2020)
	1.000	(6-6)	Elena Tsineke vs Cincinnati (01/05/2020)
	1.000	(6-6)	Bethy Mununga vs Brown (12/30/2019)
	1.000	(5-5)	Bethy Mununga vs South Dakota St. (N) (11/28/2019)
	1.000	(4-4)	Elena Tsineke vs Idaho (12/15/2019)
	1.000	(3-3)	Kristyna Brabencova at Tulsa (01/12/2020)
<b>REBOUNDS</b>	15		Tamara Henshaw vs Alabama St. (12/06/2019)
	14		Bethy Mununga vs Brown (12/30/2019)
<b>ASSISTS</b>	8		Elisa Pinzan vs VCU (11/15/2019)
	7		Elisa Pinzan at Tulsa (01/12/2020)
	7		Kristyna Brabencova vs Cincinnati (01/05/2020)
	7		Elisa Pinzan vs Alabama St. (12/06/2019)
<b>STEALS</b>	3		Kristyna Brabencova at Tulsa (01/12/2020)
	3		Bethy Mununga vs Cincinnati (01/05/2020)
	3		Bethy Mununga vs South Dakota St. (N) (11/28/2019)
	3		Elisa Pinzan vs South Dakota St. (N) (11/28/2019)
	3		Bethy Mununga at Baylor (11/19/2019)
	3		Kristyna Brabencova vs VCU (11/15/2019)
	3		Elisa Pinzan vs VCU (11/15/2019)
<b>BLOCKED SHOTS</b>	3		Kristyna Brabencova vs Brown (12/30/2019)
	3		Bethy Mununga vs Brown (12/30/2019)
	3		Kristyna Brabencova vs Mississippi St. (N) (12/19/2019)
	3		Beatriz Jordao vs Alabama St. (12/06/2019)
	3		Bethy Mununga vs Texas (11/08/2019)
<b>TURNOVERS</b>	5		Elisa Pinzan at Tulsa (01/12/2020)
	5		Maria Alvarez at UNLV (12/21/2019)
	5		Sydni Harvey vs Mississippi St. (N) (12/19/2019)
	5		Elena Tsineke vs Mississippi St. (N) (12/19/2019)
	5		Maria Alvarez vs Jacksonville (11/05/2019)



**2019-20 South Fla. Women's Basketball  
Player Highs Analysis  
All games**

Page 2/3  
as of Jan 13, 2020

**South Fla. - Individual Game Highs**

FOULS	5	Shae Leverett vs Mississippi St. (N) (12/19/2019)
	5	Elisa Pinzan vs FGCU (N) (11/29/2019)
	5	Maria Alvarez vs FGCU (N) (11/29/2019)
	5	Tamara Henshaw at Baylor (11/19/2019)
	5	Kristyna Brabencova at Baylor (11/19/2019)
	5	Shae Leverett at Baylor (11/19/2019)



**2019-20 South Fla. Women's Basketball**  
**Player Highs Analysis**  
**All games**

Page 3/3  
as of Jan 13, 2020

**Opponent - Individual Game Highs**

<b>POINTS</b>	26		Justine Gaziano vs Brown (12/30/2019)
	23		Ilmar'I Thomas vs Cincinnati (01/05/2020)
	23		Nasrin Ulel vs FGCU (N) (11/29/2019)
	22		Latecia Smith at UNLV (12/21/2019)
	21		Chloe Bibby vs Mississippi St. (N) (12/19/2019)
<b>FIELD GOALS MADE</b>	10		Ilmar'I Thomas vs Cincinnati (01/05/2020)
	9		Nasrin Ulel vs FGCU (N) (11/29/2019)
<b>FIELD GOAL ATTEMPTS</b>	22		Nasrin Ulel vs FGCU (N) (11/29/2019)
	20		Justine Gaziano vs Brown (12/30/2019)
<b>FIELD GOAL PERCENTAGE (min 5 made)</b>	.857	(6-7)	Lizzy Klinker vs Idaho (12/15/2019)
	.857	(6-7)	Anaya Peoples vs Notre Dame (N) (11/30/2019)
<b>3 PT FG MADE</b>	6		Justine Gaziano vs Brown (12/30/2019)
	5		Alexis Gaulden at Tulsa (01/12/2020)
	5		Chloe Bibby vs Mississippi St. (N) (12/19/2019)
	5		Nasrin Ulel vs FGCU (N) (11/29/2019)
<b>3 PT FG ATTEMPTS</b>	14		Nasrin Ulel vs FGCU (N) (11/29/2019)
	12		Justine Gaziano vs Brown (12/30/2019)
<b>3 PT FG PERCENTAGE (min 2 made)</b>	1.000	(2-2)	Lizzy Klinker vs Idaho (12/15/2019)
	1.000	(2-2)	Tera Reed vs VCU (11/15/2019)
<b>FREE THROWS MADE</b>	9		Latecia Smith at UNLV (12/21/2019)
	9		Ashli O'Neal vs FGCU (N) (11/29/2019)
<b>FREE THROW ATTEMPTS</b>	11		Keri Jewett-Giles vs FGCU (N) (11/29/2019)
	10		Latecia Smith at UNLV (12/21/2019)
	10		Ashli O'Neal vs FGCU (N) (11/29/2019)
<b>FREE THROW PERCENTAGE (min 3 made)</b>	1.000	(8-8)	Davion Wingate vs FGCU (N) (11/29/2019)
	1.000	(5-5)	Karson Swogger vs Saint Francis (PA) (11/24/2019)
	1.000	(4-4)	Alexis Gaulden at Tulsa (01/12/2020)
<b>REBOUNDS</b>	11		Charli Collier vs Texas (11/08/2019)
	10		Ricke Jackson vs Mississippi St. (N) (12/19/2019)
	10		Tytionia Adderly vs FGCU (N) (11/29/2019)
	10		Queen Egbo at Baylor (11/19/2019)
	10		Krislyn Marsh vs Howard (11/12/2019)
	10		Joyner Holmes vs Texas (11/08/2019)
<b>ASSISTS</b>	8		Gina Marxen vs Idaho (12/15/2019)
	7		Didi Richards at Baylor (11/19/2019)
<b>STEALS</b>	6		Alexis Gaulden at Tulsa (01/12/2020)
	6		Latecia Smith at UNLV (12/21/2019)
<b>BLOCKED SHOTS</b>	3		Erin DeGrate at Baylor (11/19/2019)
	2		Angel Rizer vs Cincinnati (01/05/2020)
	2		Jordan Danberry vs Mississippi St. (N) (12/19/2019)
	2		Didi Richards at Baylor (11/19/2019)
	2		Sofya Pashigoreva vs VCU (11/15/2019)
	2		Imani Bryant vs Howard (11/12/2019)
	2		Jayla Myles vs Howard (11/12/2019)
<b>TURNOVERS</b>	9		Ayonna Williams vs Howard (11/12/2019)
	7		Alexis Gaulden at Tulsa (01/12/2020)
<b>FOULS</b>	5		Natalie Klinker vs Idaho (12/15/2019)
	5		Marta Snizek vs Notre Dame (N) (11/30/2019)
	5		Davion Wingate vs FGCU (N) (11/29/2019)
	5		Queen Egbo at Baylor (11/19/2019)
	5		Sarah Edmond vs Howard (11/12/2019)
	5		Celeste Taylor vs Texas (11/08/2019)
	5		Shekinah Rachel vs Jacksonville (11/05/2019)
	5		Jada Perry vs Jacksonville (11/05/2019)





**2019-20 South Fla. Women's Basketball**  
**Individual Game-by-Game**  
**All games**

Page 1/13  
as of Jan 13, 2020

**#0 PEHADZIC, Enna**

Opponent	Date	GS	MIN	Total		3-Pointers		Free throws		Rebounds				PF	A	T/O	BLK	STL	PTS	AVG
				FG-FGA	PCT	3FG-3FGA	PCT	FT-FTA	PCT	OFF	DEF	TOT	AVG							
Jacksonville	11/05/2019	*	21:11	6-12	.500	6-9	.667	2-5	.400	1	0	1	1.0	2	0	2	0	0	20	20.0
Texas	11/08/2019	*	29:51	5-13	.385	3-10	.300	3-4	.750	0	3	3	2.0	3	1	0	0	2	16	18.0
Howard	11/12/2019	*	22:05	5-12	.417	4-8	.500	2-2	1.000	0	2	2	2.0	2	0	1	0	0	16	17.3
VCU	11/15/2019	*	20:05	3-9	.333	3-5	.600	1-2	.500	1	1	2	2.0	1	2	0	0	0	10	15.5
at Baylor	11/19/2019	*	27:60	1-10	.100	1-6	.167	0-2	.000	3	1	4	2.4	3	2	3	0	2	3	13.0
Saint Francis (PA)	11/24/2019	*	17:26	2-6	.333	2-4	.500	0-0	.000	0	1	1	2.2	1	0	0	0	0	6	11.8
vs South Dakota St.	11/28/2019	*	24:51	2-9	.222	1-8	.125	0-0	.000	0	0	0	1.9	1	1	2	0	1	5	10.9
vs FGCU	11/29/2019		14:49	0-2	.000	0-2	.000	0-0	.000	1	1	2	1.9	1	1	2	0	1	0	9.5
vs Notre Dame	11/30/2019		21:07	2-9	.222	2-7	.286	0-0	.000	3	2	5	2.2	3	2	0	0	0	6	9.1
Alabama St.	12/06/2019		17:12	2-6	.333	1-4	.250	0-0	.000	2	2	4	2.4	1	2	1	0	1	5	8.7
Idaho	12/15/2019	*	17:36	0-10	.000	0-6	.000	0-0	.000	1	2	3	2.5	1	0	0	0	0	0	7.9
vs Mississippi St.	12/19/2019	*	17:39	1-7	.143	1-4	.250	2-2	1.000	1	3	4	2.6	0	0	2	0	0	5	7.7
at UNLV	12/21/2019		16:28	2-5	.400	1-4	.250	2-2	1.000	0	3	3	2.6	3	0	4	0	1	7	7.6
Brown	12/30/2019		13:49	1-3	.333	1-3	.333	0-0	.000	0	2	2	2.6	0	2	0	0	0	3	7.3
Cincinnati	01/05/2020		01:23	0-0	.000	0-0	.000	0-0	.000	0	0	0	2.4	0	0	0	0	0	0	6.8
at Tulsa	01/12/2020		12:13	2-4	.500	0-1	.000	0-0	.000	1	1	2	2.4	1	0	2	0	1	4	6.6
<b>Totals</b>		<b>9</b>	<b>295:45</b>	<b>34-117</b>	<b>.291</b>	<b>26-81</b>	<b>.321</b>	<b>12-19</b>	<b>.632</b>	<b>14</b>	<b>24</b>	<b>38</b>	<b>2.4</b>	<b>23</b>	<b>13</b>	<b>19</b>	<b>0</b>	<b>9</b>	<b>106</b>	<b>6.6</b>

**Player Averages**

Games Played	Minutes/game	Points/game	FG Pct	3FG Pct	FT Pct	Rebounds/game	Assists/game	Turnovers/game	Assist/Turnover ratio	Steals/game	Blocks/game
16	18.5	6.6	29.1	32.1	63.2	2.4	0.8	1.2	0.7	0.6	0.0



**2019-20 South Fla. Women's Basketball  
Individual Game-by-Game  
All games**

Page 2/13  
as of Jan 13, 2020

**#1 ALVAREZ, Maria**

Opponent	Date	GS	MIN	Total		3-Pointers		Free throws		Rebounds				PF	A	T/O	BLK	STL	PTS	AVG
				FG-FGA	PCT	3FG-3FGA	PCT	FT-FTA	PCT	OFF	DEF	TOT	AVG							
Jacksonville	11/05/2019		27:53	4-9	.444	3-8	.375	0-1	.000	2	1	3	3.0	1	5	5	0	2	11	11.0
Texas	11/08/2019		20:31	3-12	.250	2-8	.250	0-2	.000	0	2	2	2.5	1	2	1	0	0	8	9.5
Howard	11/12/2019		23:49	4-8	.500	2-6	.333	1-4	.250	0	4	4	3.0	0	4	0	0	1	11	10.0
VCU	11/15/2019		29:44	7-10	.700	5-7	.714	1-2	.500	0	1	1	2.5	4	3	3	0	2	20	12.5
at Baylor	11/19/2019	*	28:39	2-9	.222	1-8	.125	1-2	.500	0	2	2	2.4	3	1	1	0	2	6	11.2
Saint Francis (PA)	11/24/2019	*	25:08	0-4	.000	0-3	.000	0-0	.000	1	1	2	2.3	2	2	1	0	1	0	9.3
vs South Dakota St.	11/28/2019		24:57	1-7	.143	0-6	.000	0-0	.000	0	1	1	2.1	3	2	1	0	1	2	8.3
vs FGCU	11/29/2019		27:44	4-11	.364	4-9	.444	2-3	.667	0	2	2	2.1	5	6	2	0	0	14	9.0
vs Notre Dame	11/30/2019	*	26:08	3-14	.214	2-13	.154	0-0	.000	2	1	3	2.2	1	2	2	0	1	8	8.9
Alabama St.	12/06/2019		23:55	6-11	.545	6-11	.545	0-0	.000	1	2	3	2.3	0	3	0	0	0	18	9.8
Idaho	12/15/2019	*	37:02	4-9	.444	4-7	.571	2-2	1.000	0	4	4	2.5	1	4	0	0	0	14	10.2
vs Mississippi St.	12/19/2019	*	32:50	4-10	.400	4-8	.500	0-0	.000	0	6	6	2.8	3	6	3	0	1	12	10.3
at UNLV	12/21/2019	*	34:47	1-6	.167	1-5	.200	0-0	.000	1	5	6	3.0	0	4	5	0	1	3	9.8
Brown	12/30/2019	*	24:57	0-6	.000	0-6	.000	3-4	.750	0	1	1	2.9	0	2	0	0	2	3	9.3
Cincinnati	01/05/2020	*	21:41	1-5	.200	0-3	.000	0-0	.000	0	4	4	2.9	2	3	1	0	1	2	8.8
<b>Totals</b>		<b>8</b>	<b>409:45</b>	<b>44-131</b>	<b>.336</b>	<b>34-108</b>	<b>.315</b>	<b>10-20</b>	<b>.500</b>	<b>7</b>	<b>37</b>	<b>44</b>	<b>2.9</b>	<b>26</b>	<b>49</b>	<b>25</b>	<b>0</b>	<b>15</b>	<b>132</b>	<b>8.8</b>

**Player Averages**

Games Played	Minutes/ game	Points/ game	FG Pct	3FG Pct	FT Pct	Rebounds/ game	Assists/ game	Turnovers/ game	Assist/Turnover ratio	Steals/ game	Blocks/ game
15	27.3	8.8	33.6	31.5	50.0	2.9	3.3	1.7	2.0	1.0	0.0



2019-20 South Fla. Women's Basketball  
Individual Game-by-Game  
All games

Page 3/13  
as of Jan 13, 2020

#2 LAZIC, Mihaela

Opponent	Date	GS		MIN		Total		3-Pointers		Free throws		Rebounds							
						FG-FGA	PCT	3FG-3FGA	PCT	FT-FTA	PCT	OFF	DEF	TOT	AVG	PF	A	T/O	BLK
Jacksonville	11/05/2019			08:28		0-1	.000	0-1	.000	0-0	.000	0	2	2	2.0	1	0	0	0
Totals		0		08:28		0-1	.000	0-1	.000	0-0	.000	0	2	2	2.0	1	0	0	0

Player Averages

Games Played	Minutes/ game	Points/ game	FG Pct	3FG Pct	FT Pct	Rebounds/ game	Assists/ game	Turnovers/ game	Assist/Turnover ratio	Steals/ game	Blocks/ game
1	8.5	0.0	0.0	0.0	0.0	2.0	0.0	0.0	0.0	0.0	0.0



2019-20 South Fla. Women's Basketball  
Individual Game-by-Game  
All games

Page 4/13  
as of Jan 13, 2020

#3 HARVEY, Sydni

Opponent	Date	GS	MIN	Total		3-Pointers		Free throws		Rebounds										
				FG-FGA	PCT	3FG-3FGA	PCT	FT-FTA	PCT	OFF	DEF	TOT	AVG	PF	A	T/O	BLK	STL	PTS	AVG
Idaho	12/15/2019		14:29	3-5	.600	0-1	.000	2-2	1.000	0	0	0	0.0	0	3	0	0	2	8	8.0
vs Mississippi St.	12/19/2019		17:17	2-8	.250	1-2	.500	3-4	.750	1	1	2	1.0	3	1	5	0	1	8	8.0
at UNLV	12/21/2019	*	18:05	2-6	.333	1-3	.333	0-0	.000	0	0	0	0.7	2	0	2	0	1	5	7.0
Brown	12/30/2019	*	14:22	0-2	.000	0-1	.000	0-0	.000	0	1	1	0.8	1	2	0	0	0	0	5.3
Cincinnati	01/05/2020		24:15	4-12	.333	3-6	.500	7-7	1.000	0	0	0	0.6	1	1	3	0	1	18	7.8
at Tulsa	01/12/2020	*	25:25	6-11	.545	6-7	.857	2-2	1.000	0	3	3	1.0	3	1	3	0	2	20	9.8
<b>Totals</b>		<b>3</b>	<b>113:53</b>	<b>17-44</b>	<b>.386</b>	<b>11-20</b>	<b>.550</b>	<b>14-15</b>	<b>.933</b>	<b>1</b>	<b>5</b>	<b>6</b>	<b>1.0</b>	<b>10</b>	<b>8</b>	<b>13</b>	<b>0</b>	<b>7</b>	<b>59</b>	<b>9.8</b>

Player Averages

Games Played	Minutes/game	Points/game	FG Pct	3FG Pct	FT Pct	Rebounds/game	Assists/game	Turnovers/game	Assist/Turnover ratio	Steals/game	Blocks/game
6	19.0	9.8	38.6	55.0	93.3	1.0	1.3	2.2	0.6	1.2	0.0



**2019-20 South Fla. Women's Basketball  
Individual Game-by-Game  
All games**

Page 5/13  
as of Jan 13, 2020

**#4 PINZAN, Elisa**

Opponent	Date	GS	MIN	Total		3-Pointers		Free throws		Rebounds				PF	A	T/O	BLK	STL	PTS	AVG
				FG-FGA	PCT	3FG-3FGA	PCT	FT-FTA	PCT	OFF	DEF	TOT	AVG							
Jacksonville	11/05/2019	*	28:30	4-10	.400	1-4	.250	0-0	.000	1	6	7	7.0	0	5	0	0	1	9	9.0
Texas	11/08/2019	*	40:00	1-7	.143	0-2	.000	7-8	.875	0	3	3	5.0	2	5	4	0	0	9	9.0
Howard	11/12/2019	*	30:03	2-9	.222	1-3	.333	0-0	.000	1	3	4	4.7	1	4	3	0	2	5	7.7
VCU	11/15/2019	*	34:36	5-12	.417	2-5	.400	1-2	.500	0	4	4	4.5	0	8	2	0	3	13	9.0
at Baylor	11/19/2019	*	39:11	5-14	.357	4-7	.571	0-0	.000	0	1	1	3.8	1	6	3	0	2	14	10.0
Saint Francis (PA)	11/24/2019	*	20:41	2-3	.667	0-1	.000	0-0	.000	0	1	1	3.3	0	2	2	0	0	4	9.0
vs South Dakota St.	11/28/2019	*	34:57	3-11	.273	1-8	.125	0-0	.000	0	0	0	2.9	1	2	1	0	3	7	8.7
vs FGCU	11/29/2019	*	22:13	2-4	.500	2-3	.667	0-0	.000	0	3	3	2.9	5	0	3	0	0	6	8.4
vs Notre Dame	11/30/2019		22:22	2-11	.182	0-7	.000	0-1	.000	0	0	0	2.6	1	3	3	1	0	4	7.9
Alabama St.	12/06/2019	*	27:33	3-7	.429	3-5	.600	0-0	.000	1	1	2	2.5	1	7	2	0	0	9	8.0
at Tulsa	01/12/2020		31:40	2-6	.333	1-5	.200	3-4	.750	0	2	2	2.5	0	7	5	0	0	8	8.0
<b>Totals</b>		<b>9</b>	<b>331:47</b>	<b>31-94</b>	<b>.330</b>	<b>15-50</b>	<b>.300</b>	<b>11-15</b>	<b>.733</b>	<b>3</b>	<b>24</b>	<b>27</b>	<b>2.5</b>	<b>12</b>	<b>49</b>	<b>28</b>	<b>1</b>	<b>11</b>	<b>88</b>	<b>8.0</b>

**Player Averages**

Games Played	Minutes/ game	Points/ game	FG Pct	3FG Pct	FT Pct	Rebounds/ game	Assists/ game	Turnovers/ game	Assist/Turnover ratio	Steals/ game	Blocks/ game
11	30.2	8.0	33.0	30.0	73.3	2.5	4.5	2.5	1.8	1.0	0.1





**2019-20 South Fla. Women's Basketball**  
**Individual Game-by-Game**  
**All games**

Page 6/13  
as of Jan 13, 2020

**#5 TSINEKE, Elena**

Opponent	Date	GS	MIN	Total		3-Pointers		Free throws		Rebounds				PF	A	T/O	BLK	STL	PTS	AVG
				FG-FGA	PCT	3FG-3FGA	PCT	FT-FTA	PCT	OFF	DEF	TOT	AVG							
Saint Francis (PA)	11/24/2019		20:33	4-8	.500	1-2	.500	4-5	.800	1	0	1	1.0	1	0	2	0	1	13	13.0
vs South Dakota St.	11/28/2019		13:01	2-4	.500	0-1	.000	0-0	.000	1	2	3	2.0	2	0	3	0	0	4	8.5
vs FGCU	11/29/2019	*	28:46	5-9	.556	2-4	.500	7-8	.875	0	0	0	1.3	4	2	3	0	2	19	12.0
vs Notre Dame	11/30/2019	*	31:53	4-14	.286	4-12	.333	0-0	.000	1	3	4	2.0	2	0	2	0	0	12	12.0
Alabama St.	12/06/2019	*	20:21	6-11	.545	3-7	.429	0-0	.000	1	0	1	1.8	3	1	2	1	0	15	12.6
Idaho	12/15/2019	*	21:45	4-13	.308	0-3	.000	4-4	1.000	2	1	3	2.0	1	1	3	0	0	12	12.5
vs Mississippi St.	12/19/2019	*	21:48	4-11	.364	1-4	.250	1-2	.500	1	2	3	2.1	3	2	5	0	2	10	12.1
at UNLV	12/21/2019		13:60	2-7	.286	1-4	.250	2-2	1.000	0	0	0	1.9	2	1	1	0	0	7	11.5
Brown	12/30/2019		27:17	6-13	.462	3-7	.429	2-3	.667	0	1	1	1.8	4	1	2	0	1	17	12.1
Cincinnati	01/05/2020	*	36:26	5-10	.500	3-7	.429	6-6	1.000	2	1	3	1.9	1	4	2	0	0	19	12.8
at Tulsa	01/12/2020	*	17:01	1-4	.250	0-1	.000	2-3	.667	0	1	1	1.8	2	2	3	1	0	4	12.0
<b>Totals</b>		<b>7</b>	<b>252:50</b>	<b>43-104</b>	<b>.413</b>	<b>18-52</b>	<b>.346</b>	<b>28-33</b>	<b>.848</b>	<b>9</b>	<b>11</b>	<b>20</b>	<b>1.8</b>	<b>25</b>	<b>14</b>	<b>28</b>	<b>2</b>	<b>6</b>	<b>132</b>	<b>12.0</b>

**Player Averages**

Games Played	Minutes/game	Points/game	FG Pct	3FG Pct	FT Pct	Rebounds/game	Assists/game	Turnovers/game	Assist/Turnover ratio	Steals/game	Blocks/game
11	23.0	12.0	41.3	34.6	84.8	1.8	1.3	2.5	0.5	0.5	0.2



**2019-20 South Fla. Women's Basketball**  
**Individual Game-by-Game**  
**All games**

Page 7/13  
as of Jan 13, 2020

**#12 BERMEJO, Cristina**

Opponent	Date	GS	MIN	Total		3-Pointers		Free throws		Rebounds				PF	A	T/O	BLK	STL	PTS	AVG
				FG-FGA	PCT	3FG-3FGA	PCT	FT-FTA	PCT	OFF	DEF	TOT	AVG							
Jacksonville	11/05/2019		12:21	1-3	.333	0-1	.000	0-0	.000	0	4	4	4.0	2	1	1	2	1	2	2.0
Howard	11/12/2019		11:35	0-2	.000	0-2	.000	0-0	.000	1	0	1	2.5	3	1	2	0	1	0	1.0
VCU	11/15/2019		05:27	0-0	.000	0-0	.000	0-0	.000	0	1	1	2.0	0	0	0	0	0	0	0.7
Saint Francis (PA)	11/24/2019		14:14	0-3	.000	0-1	.000	0-0	.000	1	0	1	1.8	1	1	1	0	2	0	0.5
vs FGCU	11/29/2019		00:08	0-0	.000	0-0	.000	0-0	.000	0	0	0	1.4	1	0	0	0	0	0	0.4
Alabama St.	12/06/2019		10:26	0-3	.000	0-1	.000	0-0	.000	0	2	2	1.5	4	1	0	2	0	0	0.3
Idaho	12/15/2019		18:14	4-9	.444	2-5	.400	0-0	.000	0	5	5	2.0	0	2	1	0	1	10	1.7
vs Mississippi St.	12/19/2019		08:41	0-0	.000	0-0	.000	0-0	.000	1	0	1	1.9	1	1	2	0	0	0	1.5
at UNLV	12/21/2019		08:31	0-3	.000	0-2	.000	1-2	.500	1	1	2	1.9	1	0	1	1	0	1	1.4
Brown	12/30/2019		04:35	0-1	.000	0-1	.000	0-0	.000	0	1	1	1.8	0	0	3	0	0	0	1.3
Cincinnati	01/05/2020		00:11	0-0	.000	0-0	.000	0-0	.000	0	0	0	1.6	0	0	0	0	0	0	1.2
at Tulsa	01/12/2020		06:19	0-0	.000	0-0	.000	0-0	.000	0	1	1	1.6	1	0	0	0	0	0	1.1
<b>Totals</b>		<b>0</b>	<b>100:41</b>	<b>5-24</b>	<b>.208</b>	<b>2-13</b>	<b>.154</b>	<b>1-2</b>	<b>.500</b>	<b>4</b>	<b>15</b>	<b>19</b>	<b>1.6</b>	<b>14</b>	<b>7</b>	<b>11</b>	<b>5</b>	<b>5</b>	<b>13</b>	<b>1.1</b>

**Player Averages**

Games Played	Minutes/game	Points/game	FG Pct	3FG Pct	FT Pct	Rebounds/game	Assists/game	Turnovers/game	Assist/Turnover ratio	Steals/game	Blocks/game
12	8.4	1.1	20.8	15.4	50.0	1.6	0.6	0.9	0.6	0.4	0.4



**2019-20 South Fla. Women's Basketball**  
**Individual Game-by-Game**  
**All games**

Page 8/13  
as of Jan 13, 2020

**#14 SEPTE, Luize**

Opponent	Date	GS	MIN	Total		3-Pointers		Free throws		Rebounds				PF	A	T/O	BLK	STL	PTS	AVG
				FG-FGA	PCT	3FG-3FGA	PCT	FT-FTA	PCT	OFF	DEF	TOT	AVG							
Jacksonville	11/05/2019		16:41	1-2	.500	0-0	.000	3-4	.750	2	1	3	3.0	0	1	2	0	0	5	5.0
Texas	11/08/2019		12:10	1-3	.333	0-0	.000	1-1	1.000	2	2	4	3.5	2	0	1	0	0	3	4.0
Howard	11/12/2019	*	14:44	3-5	.600	0-0	.000	0-0	.000	2	0	2	3.0	1	1	0	0	0	6	4.7
VCU	11/15/2019		12:11	0-4	.000	0-0	.000	0-0	.000	1	0	1	2.5	0	0	0	0	0	0	3.5
at Baylor	11/19/2019		07:13	0-0	.000	0-0	.000	1-2	.500	0	1	1	2.2	1	2	1	0	0	1	3.0
Saint Francis (PA)	11/24/2019		21:60	2-6	.333	0-0	.000	0-0	.000	2	3	5	2.7	2	2	1	0	2	4	3.2
vs South Dakota St.	11/28/2019		13:55	0-0	.000	0-0	.000	1-2	.500	1	2	3	2.7	2	0	1	1	1	1	2.9
vs FGCU	11/29/2019	*	23:30	3-3	1.000	0-0	.000	0-1	.000	0	4	4	2.9	4	1	4	2	0	6	3.3
vs Notre Dame	11/30/2019		17:08	3-6	.500	0-0	.000	0-0	.000	2	1	3	2.9	4	0	1	1	1	6	3.6
Alabama St.	12/06/2019	*	14:37	1-3	.333	0-0	.000	1-5	.200	1	0	1	2.7	3	2	2	1	1	3	3.5
<b>Totals</b>		<b>3</b>	<b>154:09</b>	<b>14-32</b>	<b>.438</b>	<b>0-0</b>	<b>.000</b>	<b>7-15</b>	<b>.467</b>	<b>13</b>	<b>14</b>	<b>27</b>	<b>2.7</b>	<b>19</b>	<b>9</b>	<b>13</b>	<b>5</b>	<b>5</b>	<b>35</b>	<b>3.5</b>

**Player Averages**

Games Played	Minutes/game	Points/game	FG Pct	3FG Pct	FT Pct	Rebounds/game	Assists/game	Turnovers/game	Assist/Turnover ratio	Steals/game	Blocks/game
10	15.4	3.5	43.8	0.0	46.7	2.7	0.9	1.3	0.7	0.5	0.5



**2019-20 South Fla. Women's Basketball  
Individual Game-by-Game  
All games**

Page 9/13  
as of Jan 13, 2020

**#20 MUNUNGA, Bethy**

Opponent	Date	GS	MIN	Total		3-Pointers		Free throws		Rebounds				PF	A	T/O	BLK	STL	PTS	AVG
				FG-FGA	PCT	3FG-3FGA	PCT	FT-FTA	PCT	OFF	DEF	TOT	AVG							
Jacksonville	11/05/2019	*	23:19	5-8	.625	0-0	.000	1-2	.500	5	7	12	12.0	2	2	3	1	1	11	11.0
Texas	11/08/2019	*	27:41	6-8	.750	0-0	.000	0-0	.000	3	5	8	10.0	3	1	4	3	0	12	11.5
Howard	11/12/2019	*	20:53	6-9	.667	0-0	.000	2-5	.400	7	4	11	10.3	4	0	2	0	2	14	12.3
VCU	11/15/2019	*	29:15	6-7	.857	0-0	.000	2-2	1.000	6	6	12	10.8	0	2	3	2	1	14	12.8
at Baylor	11/19/2019	*	39:05	6-12	.500	1-1	1.000	3-7	.429	5	7	12	11.0	4	1	4	1	3	16	13.4
Saint Francis (PA)	11/24/2019	*	20:51	4-6	.667	0-0	.000	0-0	.000	1	5	6	10.2	1	1	3	0	0	8	12.5
vs South Dakota St.	11/28/2019	*	26:05	5-13	.385	0-0	.000	5-5	1.000	7	5	12	10.4	4	1	3	0	3	15	12.9
vs FGCU	11/29/2019	*	28:21	4-13	.308	0-1	.000	0-0	.000	3	9	12	10.6	3	3	4	1	0	8	12.3
vs Notre Dame	11/30/2019	*	29:36	2-4	.500	0-0	.000	0-0	.000	4	6	10	10.6	2	1	4	2	1	4	11.3
Alabama St.	12/06/2019	*	01:35	1-1	1.000	0-0	.000	0-0	.000	0	0	0	9.5	0	0	0	1	0	2	10.4
Brown	12/30/2019	*	37:06	5-14	.357	0-2	.000	6-6	1.000	7	7	14	9.9	1	2	1	3	1	16	10.9
Cincinnati	01/05/2020	*	27:59	7-10	.700	0-0	.000	2-4	.500	5	2	7	9.7	4	1	1	0	3	16	11.3
at Tulsa	01/12/2020	*	27:44	2-7	.286	0-1	.000	2-2	1.000	2	7	9	9.6	3	0	2	1	0	6	10.9
<b>Totals</b>		<b>13</b>	<b>339:30</b>	<b>59-112</b>	<b>.527</b>	<b>1-5</b>	<b>.200</b>	<b>23-33</b>	<b>.697</b>	<b>55</b>	<b>70</b>	<b>125</b>	<b>9.6</b>	<b>31</b>	<b>15</b>	<b>34</b>	<b>15</b>	<b>15</b>	<b>142</b>	<b>10.9</b>

**Player Averages**

Games Played	Minutes/game	Points/game	FG Pct	3FG Pct	FT Pct	Rebounds/game	Assists/game	Turnovers/game	Assist/Turnover ratio	Steals/game	Blocks/game
13	26.1	10.9	52.7	20.0	69.7	9.6	1.2	2.6	0.4	1.2	1.2



**2019-20 South Fla. Women's Basketball  
Individual Game-by-Game  
All games**

Page 10/13  
as of Jan 13, 2020

**#21 LEVERETT, Shae**

Opponent	Date	GS	MIN	Total		3-Pointers		Free throws		Rebounds										
				FG-FGA	PCT	3FG-3FGA	PCT	FT-FTA	PCT	OFF	DEF	TOT	AVG	PF	A	T/O	BLK	STL	PTS	AVG
Jacksonville	11/05/2019		16:14	0-2	.000	0-0	.000	0-2	.000	3	3	6	6.0	0	1	0	0	0	0	0.0
Texas	11/08/2019		24:00	2-4	.500	0-0	.000	0-2	.000	4	2	6	6.0	3	0	2	1	0	4	2.0
Howard	11/12/2019		21:24	2-3	.667	0-0	.000	0-0	.000	4	1	5	5.7	2	0	1	0	2	4	2.7
VCU	11/15/2019		12:20	1-1	1.000	0-0	.000	0-3	.000	3	0	3	5.0	3	0	1	0	0	2	2.5
at Baylor	11/19/2019		20:09	0-2	.000	0-0	.000	0-0	.000	3	5	8	5.6	5	0	3	1	1	0	2.0
Saint Francis (PA)	11/24/2019		25:46	5-8	.625	0-0	.000	2-4	.500	7	6	13	6.8	2	0	1	0	2	12	3.7
vs South Dakota St.	11/28/2019		14:56	2-2	1.000	0-0	.000	0-0	.000	3	1	4	6.4	1	0	2	0	1	4	3.7
vs FGCU	11/29/2019	*	15:02	3-4	.750	0-0	.000	0-0	.000	3	2	5	6.3	3	1	1	0	0	6	4.0
vs Notre Dame	11/30/2019		27:27	4-6	.667	0-0	.000	3-4	.750	7	2	9	6.6	2	2	1	1	0	11	4.8
Alabama St.	12/06/2019	*	20:08	2-2	1.000	0-0	.000	0-0	.000	3	4	7	6.6	2	1	0	2	0	4	4.7
Idaho	12/15/2019		32:43	4-5	.800	0-0	.000	5-9	.556	5	4	9	6.8	1	0	2	1	0	13	5.5
vs Mississippi St.	12/19/2019		24:39	1-1	1.000	0-0	.000	1-4	.250	1	2	3	6.5	5	0	2	0	1	3	5.3
at UNLV	12/21/2019		25:29	2-2	1.000	0-0	.000	5-7	.714	5	2	7	6.5	1	0	1	1	0	9	5.5
Brown	12/30/2019		09:21	0-0	.000	0-0	.000	0-0	.000	0	0	0	6.1	0	0	0	0	0	0	5.1
Cincinnati	01/05/2020		18:57	1-1	1.000	0-0	.000	0-0	.000	2	5	7	6.1	3	0	1	2	1	2	4.9
at Tulsa	01/12/2020		28:58	1-1	1.000	0-0	.000	1-4	.250	0	4	4	6.0	3	1	0	1	2	3	4.8
<b>Totals</b>		<b>2</b>	<b>337:34</b>	<b>30-44</b>	<b>.682</b>	<b>0-0</b>	<b>.000</b>	<b>17-39</b>	<b>.436</b>	<b>53</b>	<b>43</b>	<b>96</b>	<b>6.0</b>	<b>36</b>	<b>6</b>	<b>18</b>	<b>10</b>	<b>10</b>	<b>77</b>	<b>4.8</b>

**Player Averages**

Games Played	Minutes/game	Points/game	FG Pct	3FG Pct	FT Pct	Rebounds/game	Assists/game	Turnovers/game	Assist/Turnover ratio	Steals/game	Blocks/game
16	21.1	4.8	68.2	0.0	43.6	6.0	0.4	1.1	0.3	0.6	0.6





**2019-20 South Fla. Women's Basketball  
Individual Game-by-Game  
All games**

Page 11/13  
as of Jan 13, 2020

**#22 BRABENCOVA, Kristyna**

Opponent	Date	GS	MIN	Total		3-Pointers		Free throws		Rebounds				PF	A	T/O	BLK	STL	PTS	AVG
				FG-FGA	PCT	3FG-3FGA	PCT	FT-FTA	PCT	OFF	DEF	TOT	AVG							
Jacksonville	11/05/2019	*	21:36	1-7	.143	0-2	.000	0-2	.000	3	2	5	5.0	1	0	2	2	0	2	2.0
Texas	11/08/2019	*	18:10	1-7	.143	0-2	.000	2-2	1.000	0	2	2	3.5	1	3	2	0	1	4	3.0
Howard	11/12/2019		29:42	3-9	.333	0-1	.000	5-6	.833	1	4	5	4.0	2	3	1	0	2	11	5.7
VCU	11/15/2019	*	23:24	3-7	.429	0-1	.000	1-3	.333	0	0	0	3.0	4	2	4	0	3	7	6.0
at Baylor	11/19/2019		13:30	1-6	.167	0-2	.000	0-0	.000	1	0	1	2.6	5	1	1	1	0	2	5.2
Saint Francis (PA)	11/24/2019		18:47	2-9	.222	1-5	.200	0-2	.000	0	1	1	2.3	0	1	2	1	0	5	5.2
vs South Dakota St.	11/28/2019	*	22:14	3-7	.429	2-6	.333	0-0	.000	0	0	0	2.0	2	1	4	1	0	8	5.6
vs FGCU	11/29/2019		14:29	3-6	.500	1-2	.500	1-2	.500	1	0	1	1.9	2	0	0	1	0	8	5.9
vs Notre Dame	11/30/2019	*	12:49	0-4	.000	0-2	.000	0-0	.000	1	0	1	1.8	3	1	1	0	0	0	5.2
Alabama St.	12/06/2019		20:10	6-11	.545	4-9	.444	0-0	.000	1	3	4	2.0	4	3	2	0	1	16	6.3
Idaho	12/15/2019		25:30	1-6	.167	0-2	.000	0-0	.000	7	4	11	2.8	2	1	3	0	0	2	5.9
vs Mississippi St.	12/19/2019		30:26	4-16	.250	2-5	.400	1-2	.500	3	5	8	3.3	4	2	0	3	0	11	6.3
at UNLV	12/21/2019	*	36:40	4-13	.308	1-8	.125	0-0	.000	2	2	4	3.3	4	2	3	0	0	9	6.5
Brown	12/30/2019	*	35:00	7-12	.583	2-6	.333	0-0	.000	1	7	8	3.6	4	2	0	3	1	16	7.2
Cincinnati	01/05/2020	*	36:04	4-16	.250	2-7	.286	0-0	.000	2	4	6	3.8	4	7	1	0	1	10	7.4
at Tulsa	01/12/2020	*	33:22	6-9	.667	2-3	.667	3-3	1.000	0	5	5	3.9	2	2	3	2	3	17	8.0
<b>Totals</b>		<b>9</b>	<b>391:53</b>	<b>49-145</b>	<b>.338</b>	<b>17-63</b>	<b>.270</b>	<b>13-22</b>	<b>.591</b>	<b>23</b>	<b>39</b>	<b>62</b>	<b>3.9</b>	<b>44</b>	<b>31</b>	<b>29</b>	<b>14</b>	<b>12</b>	<b>128</b>	<b>8.0</b>

**Player Averages**

Games Played	Minutes/game	Points/game	FG Pct	3FG Pct	FT Pct	Rebounds/game	Assists/game	Turnovers/game	Assist/Turnover ratio	Steals/game	Blocks/game
16	24.5	8.0	33.8	27.0	59.1	3.9	1.9	1.8	1.1	0.8	0.9



**2019-20 South Fla. Women's Basketball  
Individual Game-by-Game  
All games**

Page 12/13  
as of Jan 13, 2020

**#23 HENSHAW, Tamara**

Opponent	Date	GS	MIN	Total		3-Pointers		Free throws		Rebounds				PF	A	T/O	BLK	STL	PTS	AVG
				FG-FGA	PCT	3FG-3FGA	PCT	FT-FTA	PCT	OFF	DEF	TOT	AVG							
Jacksonville	11/05/2019	*	15:13	1-6	.167	0-1	.000	0-0	.000	1	7	8	8.0	1	1	0	2	1	2	2.0
Texas	11/08/2019		11:37	3-4	.750	0-1	.000	0-0	.000	2	2	4	6.0	1	0	1	0	0	6	4.0
Howard	11/12/2019	*	11:11	2-5	.400	0-0	.000	4-6	.667	1	2	3	5.0	3	0	1	1	1	8	5.3
VCU	11/15/2019		17:30	0-3	.000	0-0	.000	3-4	.750	5	3	8	5.8	2	0	0	0	1	3	4.8
at Baylor	11/19/2019		13:11	2-3	.667	0-0	.000	0-0	.000	2	3	5	5.6	5	0	2	0	1	4	4.6
Saint Francis (PA)	11/24/2019	*	14:35	5-6	.833	0-0	.000	0-0	.000	2	1	3	5.2	1	3	0	1	0	10	5.5
vs South Dakota St.	11/28/2019	*	17:17	2-4	.500	0-0	.000	0-0	.000	2	3	5	5.1	3	1	1	0	0	4	5.3
vs FGCU	11/29/2019		23:16	4-9	.444	0-0	.000	2-3	.667	4	5	9	5.6	0	0	0	0	1	10	5.9
vs Notre Dame	11/30/2019	*	08:28	0-2	.000	0-0	.000	0-0	.000	2	3	5	5.6	1	1	2	0	0	0	5.2
Alabama St.	12/06/2019		25:28	1-4	.250	0-0	.000	0-0	.000	4	11	15	6.5	1	2	2	1	1	2	4.9
Idaho	12/15/2019	*	25:30	0-2	.000	0-0	.000	6-8	.750	5	7	12	7.0	2	0	2	1	0	6	5.0
vs Mississippi St.	12/19/2019	*	31:19	3-3	1.000	0-0	.000	0-0	.000	4	6	10	7.3	1	0	4	1	2	6	5.1
at UNLV	12/21/2019	*	31:29	4-10	.400	0-0	.000	0-2	.000	4	9	13	7.7	4	1	1	1	1	8	5.3
Brown	12/30/2019	*	28:40	6-11	.545	0-0	.000	3-4	.750	5	5	10	7.9	3	1	2	0	1	15	6.0
Cincinnati	01/05/2020	*	29:37	4-6	.667	0-0	.000	1-2	.500	2	5	7	7.8	1	1	3	0	1	9	6.2
at Tulsa	01/12/2020	*	10:31	2-3	.667	0-0	.000	0-0	.000	1	2	3	7.5	4	1	0	0	1	4	6.1
<b>Totals</b>		<b>11</b>	<b>314:51</b>	<b>39-81</b>	<b>.481</b>	<b>0-2</b>	<b>.000</b>	<b>19-29</b>	<b>.655</b>	<b>46</b>	<b>74</b>	<b>120</b>	<b>7.5</b>	<b>33</b>	<b>12</b>	<b>21</b>	<b>8</b>	<b>12</b>	<b>97</b>	<b>6.1</b>

**Player Averages**

Games Played	Minutes/game	Points/game	FG Pct	3FG Pct	FT Pct	Rebounds/game	Assists/game	Turnovers/game	Assist/Turnover ratio	Steals/game	Blocks/game
16	19.7	6.1	48.1	0.0	65.5	7.5	0.8	1.3	0.6	0.8	0.5



**2019-20 South Fla. Women's Basketball**  
**Individual Game-by-Game**  
**All games**

Page 13/13  
as of Jan 13, 2020

**#31 JORDAO, Beatriz**

Opponent	Date	GS	MIN	Total		3-Pointers		Free throws		Rebounds				PF	A	T/O	BLK	STL	PTS	AVG
				FG-FGA	PCT	3FG-3FGA	PCT	FT-FTA	PCT	OFF	DEF	TOT	AVG							
Jacksonville	11/05/2019		08:33	3-4	.750	0-0	.000	2-2	1.000	2	0	2	2.0	1	0	0	0	0	8	8.0
Texas	11/08/2019	*	16:00	1-2	.500	0-0	.000	0-0	.000	1	1	2	2.0	4	0	3	1	0	2	5.0
Howard	11/12/2019		14:34	2-8	.250	0-0	.000	3-4	.750	2	4	6	3.3	2	2	1	0	0	7	5.7
VCU	11/15/2019	*	15:28	3-10	.300	0-0	.000	2-2	1.000	3	1	4	3.5	3	2	0	1	0	8	6.3
at Baylor	11/19/2019	*	11:02	0-3	.000	0-0	.000	0-0	.000	0	1	1	3.0	1	0	1	1	0	0	5.0
vs South Dakota St.	11/28/2019		07:47	0-0	.000	0-0	.000	0-0	.000	0	2	2	2.8	0	0	1	0	0	0	4.2
vs FGCU	11/29/2019		01:15	0-1	.000	0-0	.000	0-0	.000	0	0	0	2.4	0	0	1	0	0	0	3.6
vs Notre Dame	11/30/2019		03:02	0-2	.000	0-0	.000	0-0	.000	0	0	0	2.1	1	2	1	0	0	0	3.1
Alabama St.	12/06/2019		18:35	3-5	.600	0-0	.000	0-0	.000	2	7	9	2.9	2	1	4	3	1	6	3.4
Idaho	12/15/2019	*	07:12	1-1	1.000	0-0	.000	0-0	.000	0	0	0	2.6	2	0	1	0	0	2	3.3
vs Mississippi St.	12/19/2019	*	15:21	3-6	.500	0-0	.000	0-0	.000	0	0	0	2.4	1	0	0	1	1	6	3.5
at UNLV	12/21/2019	*	14:31	1-3	.333	0-0	.000	0-0	.000	0	2	2	2.3	0	1	1	0	0	2	3.4
Brown	12/30/2019		04:53	0-1	.000	0-0	.000	0-0	.000	1	1	2	2.3	0	0	0	0	0	0	3.2
Cincinnati	01/05/2020		03:27	0-2	.000	0-0	.000	0-2	.000	2	1	3	2.4	0	0	0	1	0	0	2.9
at Tulsa	01/12/2020		06:47	1-2	.500	0-0	.000	0-2	.000	1	2	3	2.4	0	0	1	1	0	2	2.9
<b>Totals</b>		<b>6</b>	<b>148:27</b>	<b>18-50</b>	<b>.360</b>	<b>0-0</b>	<b>.000</b>	<b>7-12</b>	<b>.583</b>	<b>14</b>	<b>22</b>	<b>36</b>	<b>2.4</b>	<b>17</b>	<b>8</b>	<b>15</b>	<b>9</b>	<b>2</b>	<b>43</b>	<b>2.9</b>

**Player Averages**

Games Played	Minutes/game	Points/game	FG Pct	3FG Pct	FT Pct	Rebounds/game	Assists/game	Turnovers/game	Assist/Turnover ratio	Steals/game	Blocks/game
15	9.9	2.9	36.0	0.0	58.3	2.4	0.5	1.0	0.5	0.1	0.6



**2019-20 South Fla. Women's Basketball**  
**Category Leaders**  
**All games**

Page 1/3  
as of Jan 13, 2020

**Points**

##	Player	G	Pts	Pts/G
20	Mununga, Bethy	13	142	10.9
5	Tsineke, Elena	11	132	12.0
1	Alvarez, Maria	15	132	8.8
22	Brabencova, Kristyna	16	128	8.0
0	Pehadzic, Enna	16	106	6.6
23	Henshaw, Tamara	16	97	6.1
4	Pinzan, Elisa	11	88	8.0
21	Leverett, Shae	16	77	4.8
3	Harvey, Sydni	6	59	9.8
31	Jordao, Beatriz	15	43	2.9
14	Septe, Luize	10	35	3.5
12	Bermejo, Cristina	12	13	1.1

**Scoring Average**

##	Player	G	Pts	Pts/G
5	Tsineke, Elena	11	132	12.0
20	Mununga, Bethy	13	142	10.9
3	Harvey, Sydni	6	59	9.8
1	Alvarez, Maria	15	132	8.8
22	Brabencova, Kristyna	16	128	8.0
4	Pinzan, Elisa	11	88	8.0
0	Pehadzic, Enna	16	106	6.6
23	Henshaw, Tamara	16	97	6.1
21	Leverett, Shae	16	77	4.8
14	Septe, Luize	10	35	3.5
31	Jordao, Beatriz	15	43	2.9
12	Bermejo, Cristina	12	13	1.1

**Field Goal Percentage**

##	Player	FG	Att	Pct
21	Leverett, Shae	30	44	.682
20	Mununga, Bethy	59	112	.527
23	Henshaw, Tamara	39	81	.481
14	Septe, Luize	14	32	.438
5	Tsineke, Elena	43	104	.413
3	Harvey, Sydni	17	44	.386
31	Jordao, Beatriz	18	50	.360
22	Brabencova, Kristyna	49	145	.338
1	Alvarez, Maria	44	131	.336
4	Pinzan, Elisa	31	94	.330
0	Pehadzic, Enna	34	117	.291
12	Bermejo, Cristina	5	24	.208

**Field Goal Attempts**

##	Player	G	Att	Att/G
22	Brabencova, Kristyna	16	145	9.1
1	Alvarez, Maria	15	131	8.7
0	Pehadzic, Enna	16	117	7.3
20	Mununga, Bethy	13	112	8.6
5	Tsineke, Elena	11	104	9.5

**Field Goals Made**

##	Player	G	Made	Made/G
20	Mununga, Bethy	13	59	4.5
22	Brabencova, Kristyna	16	49	3.1
1	Alvarez, Maria	15	44	2.9
5	Tsineke, Elena	11	43	3.9
23	Henshaw, Tamara	16	39	2.4

**3-Point FG Percentage**

##	Player	3FG	Att	Pct
3	Harvey, Sydni	11	20	.550
5	Tsineke, Elena	18	52	.346
0	Pehadzic, Enna	26	81	.321
1	Alvarez, Maria	34	108	.315
4	Pinzan, Elisa	15	50	.300
22	Brabencova, Kristyna	17	63	.270
20	Mununga, Bethy	1	5	.200
12	Bermejo, Cristina	2	13	.154

**3-Point FG Attempts**

##	Player	G	Att	Att/G
1	Alvarez, Maria	15	108	7.2
0	Pehadzic, Enna	16	81	5.1
22	Brabencova, Kristyna	16	63	3.9
5	Tsineke, Elena	11	52	4.7
4	Pinzan, Elisa	11	50	4.5

**3-Point FG Made**

##	Player	G	Made	Made/G
1	Alvarez, Maria	15	34	2.3
0	Pehadzic, Enna	16	26	1.6
5	Tsineke, Elena	11	18	1.6
22	Brabencova, Kristyna	16	17	1.1
4	Pinzan, Elisa	11	15	1.4



2019-20 South Fla. Women's Basketball  
Category Leaders  
All games

Page 2/3  
as of Jan 13, 2020

### Free Throw Percentage

##	Player	Made	Att	Pct
3	Harvey, Sydni	14	15	.933
5	Tsineke, Elena	28	33	.848
4	Pinzan, Elisa	11	15	.733
20	Mununga, Bethy	23	33	.697
23	Henshaw, Tamara	19	29	.655
0	Pehadzic, Enna	12	19	.632
22	Brabencova, Kristyna	13	22	.591
31	Jordao, Beatriz	7	12	.583
1	Alvarez, Maria	10	20	.500
12	Bermejo, Cristina	1	2	.500
14	Septe, Luize	7	15	.467
21	Leverett, Shae	17	39	.436

### Free Throw Attempts

##	Player	G	Att	Att/G
21	Leverett, Shae	16	39	2.4
5	Tsineke, Elena	11	33	3.0
20	Mununga, Bethy	13	33	2.5
23	Henshaw, Tamara	16	29	1.8
22	Brabencova, Kristyna	16	22	1.4

### Free Throws Made

##	Player	G	Made	Made/G
5	Tsineke, Elena	11	28	2.5
20	Mununga, Bethy	13	23	1.8
23	Henshaw, Tamara	16	19	1.2
21	Leverett, Shae	16	17	1.1
3	Harvey, Sydni	6	14	2.3

### Rebounds

##	Player	G	Reb	Reb/G
20	Mununga, Bethy	13	125	9.6
23	Henshaw, Tamara	16	120	7.5
21	Leverett, Shae	16	96	6.0
22	Brabencova, Kristyna	16	62	3.9
1	Alvarez, Maria	15	44	2.9

### Assists

##	Player	G	Ast	Ast/G
4	Pinzan, Elisa	11	49	4.5
1	Alvarez, Maria	15	49	3.3
22	Brabencova, Kristyna	16	31	1.9
20	Mununga, Bethy	13	15	1.2
5	Tsineke, Elena	11	14	1.3

### Rebounds Average

##	Player	G	Reb	Reb/G
20	Mununga, Bethy	13	125	9.6
23	Henshaw, Tamara	16	120	7.5
21	Leverett, Shae	16	96	6.0
22	Brabencova, Kristyna	16	62	3.9
1	Alvarez, Maria	15	44	2.9

### Steals

##	Player	G	Stl	Stl/G
1	Alvarez, Maria	15	15	1.0
20	Mununga, Bethy	13	15	1.2
22	Brabencova, Kristyna	16	12	0.8
23	Henshaw, Tamara	16	12	0.8
4	Pinzan, Elisa	11	11	1.0

### Offensive Rebounds

##	Player	G	OReb	OReb/G
20	Mununga, Bethy	13	55	4.2
21	Leverett, Shae	16	53	3.3
23	Henshaw, Tamara	16	46	2.9
22	Brabencova, Kristyna	16	23	1.4
31	Jordao, Beatriz	15	14	0.9

### Blocked Shots

##	Player	G	Blk	Blk/G
20	Mununga, Bethy	13	15	1.2
22	Brabencova, Kristyna	16	14	0.9
21	Leverett, Shae	16	10	0.6
31	Jordao, Beatriz	15	9	0.6
23	Henshaw, Tamara	16	8	0.5

### Defensive Rebounds

##	Player	G	DReb	DReb/G
23	Henshaw, Tamara	16	74	4.6
20	Mununga, Bethy	13	70	5.4
21	Leverett, Shae	16	43	2.7
22	Brabencova, Kristyna	16	39	2.4
1	Alvarez, Maria	15	37	2.5

### Minutes

##	Player	G	Min	Min/G
1	Alvarez, Maria	15	410	27:19
22	Brabencova, Kristyna	16	392	24:30
20	Mununga, Bethy	13	339	26:07
21	Leverett, Shae	16	338	21:06
4	Pinzan, Elisa	11	332	30:10





2019-20 South Fla. Women's Basketball  
Category Leaders  
All games

Page 3/3  
as of Jan 13, 2020

**Fouls**

##	Player	G	PF	PF/G
22	Brabencova, Kristyna	16	44	2.8
21	Leverett, Shae	16	36	2.3
23	Henshaw, Tamara	16	33	2.1
20	Mununga, Bethy	13	31	2.4
1	Alvarez, Maria	15	26	1.7

**Turnovers**

##	Player	G	TO	TO/G
20	Mununga, Bethy	13	34	2.6
22	Brabencova, Kristyna	16	29	1.8
4	Pinzan, Elisa	11	28	2.5
5	Tsineke, Elena	11	28	2.5
1	Alvarez, Maria	15	25	1.7

**Foul Outs**

##	Player	G	FO
21	Leverett, Shae	16	2
22	Brabencova, Kristyna	16	1
23	Henshaw, Tamara	16	1
1	Alvarez, Maria	15	1
4	Pinzan, Elisa	11	1



**2019-20 South Fla. Women's Basketball**  
**Individual Career Summaries**  
**All games**

Page 1/7  
as of Jan 13, 2020

**ALVAREZ, Maria**

				Field Goals		3-Point		F-Throws		Rebounds									Scoring	
SEASON	TEAM	GP-GS	MIN/AVG	FG-FGA	FG%	3FG-FGA	3FG%	FT-FTA	FT%	OFF	DEF	TOT	AVG	PF-FO	AST	TO	BLK	STL	PTS	AVG
2019-20	USF	15-8	410/27.3	44-131	.336	34-108	.315	10-20	.500	7	37	44	2.9	26-1	49	25	0	15	132	8.8
TOTAL		15-8	410/27.3	44-131	.336	34-108	.315	10-20	.500	7	37	44	2.9	26-1	49	25	0	15	132	8.8

**Single Game Highs**

Statistic	Value	
Points	20	vs VCU 11/15/19
Rebounds	6	vs Mississippi St. 12/19/19, at UNLV 12/21/19
Assists	6	vs FGCU 11/29/19, vs Mississippi St. 12/19/19
Steals	2	4 times
FG Made	7	vs VCU 11/15/19
FG Attempts	14	vs Notre Dame 11/30/19
3FG Made	6	vs Alabama St. 12/06/19
3FG Attempts	13	vs Notre Dame 11/30/19
FT Made	3	vs Brown 12/30/19
FT Attempts	4	vs Howard 11/12/19, vs Brown 12/30/19

**BERMEJO, Cristina**

				Field Goals		3-Point		F-Throws		Rebounds										Scoring	
SEASON	TEAM	GP-GS	MIN/AVG	FG-FGA	FG%	3FG-FGA	3FG%	FT-FTA	FT%	OFF	DEF	TOT	AVG	PF-FO	AST	TO	BLK	STL	PTS	AVG	
2019-20	USF	12-0	101/8.4	5-24	.208	2-13	.154	1-2	.500	4	15	19	1.6	14-0	7	11	5	5	13	1.1	
TOTAL		12-0	101/8.4	5-24	.208	2-13	.154	1-2	.500	4	15	19	1.6	14-0	7	11	5	5	13	1.1	

**Single Game Highs**

Statistic	Value	
Points	10	vs Idaho 12/15/19
Rebounds	5	vs Idaho 12/15/19
Assists	2	vs Idaho 12/15/19
Steals	2	vs Saint Francis (PA) 11/24/19
Blocks	2	vs Jacksonville 11/05/19, vs Alabama St. 12/06/19
FG Made	4	vs Idaho 12/15/19
FG Attempts	9	vs Idaho 12/15/19
3FG Made	2	vs Idaho 12/15/19
3FG Attempts	5	vs Idaho 12/15/19
FT Made	1	at UNLV 12/21/19
FT Attempts	2	at UNLV 12/21/19



**2019-20 South Fla. Women's Basketball  
Individual Career Summaries  
All games**

Page 2/7  
as of Jan 13, 2020

**BRABENCOVA, Kristyna**

				Field Goals		3-Point		F-Throws		Rebounds										Scoring	
SEASON	TEAM	GP-GS	MIN/AVG	FG-FGA	FG%	3FG-FGA	3FG%	FT-FTA	FT%	OFF	DEF	TOT	AVG	PF-FO	AST	TO	BLK	STL	PTS	AVG	
2019-20	USF	16-9	392/24.5	49-145	.338	17-63	.270	13-22	.591	23	39	62	3.9	44-1	31	29	14	12	128	8.0	
TOTAL		16-9	392/24.5	49-145	.338	17-63	.270	13-22	.591	23	39	62	3.9	44-1	31	29	14	12	128	8.0	

**Single Game Highs**

Statistic	Value	
Points	17	at Tulsa 01/12/20
Rebounds	11	vs Idaho 12/15/19
Assists	7	vs Cincinnati 01/05/20
Steals	3	vs VCU 11/15/19, at Tulsa 01/12/20
Blocks	3	vs Mississippi St. 12/19/19, vs Brown 12/30/19
FG Made	7	vs Brown 12/30/19
FG Attempts	16	vs Mississippi St. 12/19/19, vs Cincinnati 01/05/20
3FG Made	4	vs Alabama St. 12/06/19
3FG Attempts	9	vs Alabama St. 12/06/19
FT Made	5	vs Howard 11/12/19
FT Attempts	6	vs Howard 11/12/19

**HARVEY, Sydni**

				Field Goals		3-Point		F-Throws		Rebounds									Scoring	
SEASON	TEAM	GP-GS	MIN/AVG	FG-FGA	FG%	3FG-FGA	3FG%	FT-FTA	FT%	OFF	DEF	TOT	AVG	PF-FO	AST	TO	BLK	STL	PTS	AVG
2018-19	USF	32-24	964/30.1	120-371	.323	45-131	.344	90-107	.841	30	53	83	2.6	72-4	82	93	2	21	375	11.7
2019-20	USF	6-3	114/19.0	17-44	.386	11-20	.550	14-15	.933	1	5	6	1.0	10-0	8	13	0	7	59	9.8
TOTAL		38-27	1078/28.4	137-415	.330	56-151	.371	104-122	.852	31	58	89	2.3	82-4	90	106	2	28	434	11.4

**Single Game Highs**

Statistic	Value	
Points	25	vs Tulane 01/19/19
Rebounds	7	vs Memphis 01/23/19
Assists	6	vs Vermont 12/17/18
Steals	2	7 times
Blocks	1	at Tulane 02/06/19, at UCF 02/03/19
FG Made	9	vs Tulane 01/19/19
FG Attempts	21	vs Oklahoma 11/18/18
3FG Made	6	at Tulsa 01/12/20
3FG Attempts	7	5 times
FT Made	8	vs Creighton 12/20/18, at Temple 01/05/19
FT Attempts	9	at Temple 01/05/19



**2019-20 South Fla. Women's Basketball  
Individual Career Summaries  
All games**

Page 3/7  
as of Jan 13, 2020

**HENSHAW, Tamara**

				Field Goals		3-Point		F-Throws		Rebounds										Scoring	
SEASON	TEAM	GP-GS	MIN/AVG	FG-FGA	FG%	3FG-FGA	3FG%	FT-FTA	FT%	OFF	DEF	TOT	AVG	PF-FO	AST	TO	BLK	STL		PTS	AVG
2016-17	USF	33-24	857/26.0	102-161	.634	0-0	.000	27-49	.551	82	144	226	6.8	70-1	32	26	31	20		231	7.0
2017-18	USF	33-19	666/20.2	99-163	.607	0-0	.000	16-39	.410	88	88	176	5.3	71-2	19	20	20	17		214	6.5
2018-19	USF	35-21	903/25.8	95-187	.508	0-4	.000	38-49	.776	103	181	284	8.1	57-0	40	46	19	28		228	6.5
2019-20	USF	16-11	315/19.7	39-81	.481	0-2	.000	19-29	.655	46	74	120	7.5	33-1	12	21	8	12		97	6.1
<b>TOTAL</b>		<b>117-75</b>	<b>2741/23.4</b>	<b>335-592</b>	<b>.566</b>	<b>0-6</b>	<b>.000</b>	<b>100-166</b>	<b>.602</b>	<b>319</b>	<b>487</b>	<b>806</b>	<b>6.9</b>	<b>231-4</b>	<b>103</b>	<b>113</b>	<b>78</b>	<b>77</b>		<b>770</b>	<b>6.6</b>

**Single Game Highs**

Statistic	Value	
Points	16	vs Memphis 01/23/19
Rebounds	15	4 times
Assists	5	vs UCF 01/08/19
Steals	4	vs Oklahoma 11/18/18, vs Michigan St. 12/21/17
Blocks	4	vs Tulane 02/12/17
FG Made	8	vs Memphis 01/23/19
FG Attempts	12	vs Temple 03/05/17
3FG Attempts	1	6 times
FT Made	6	vs Idaho 12/15/19
FT Attempts	8	vs Idaho 12/15/19

**JORDAO, Beatriz**

				Field Goals		3-Point		F-Throws		Rebounds										Scoring	
SEASON	TEAM	GP-GS	MIN/AVG	FG-FGA	FG%	3FG-FGA	3FG%	FT-FTA	FT%	OFF	DEF	TOT	AVG	PF-FO	AST	TO	BLK	STL		PTS	AVG
2018-19	USF	12-12	248/20.7	59-91	.648	0-0	.000	17-26	.654	21	47	68	5.7	31-0	5	20	23	5		135	11.3
2019-20	USF	15-6	148/9.9	18-50	.360	0-0	.000	7-12	.583	14	22	36	2.4	17-0	8	15	9	2		43	2.9
<b>TOTAL</b>		<b>27-18</b>	<b>397/14.7</b>	<b>77-141</b>	<b>.546</b>	<b>0-0</b>	<b>.000</b>	<b>24-38</b>	<b>.632</b>	<b>35</b>	<b>69</b>	<b>104</b>	<b>3.9</b>	<b>48-0</b>	<b>13</b>	<b>35</b>	<b>32</b>	<b>7</b>		<b>178</b>	<b>6.6</b>

**Single Game Highs**

Statistic	Value	
Points	18	vs North Carolina 11/23/18
Rebounds	10	at Ohio St. 11/06/18
Assists	2	4 times
Steals	1	7 times
Blocks	4	vs Albany (NY) 11/09/18, vs Bethune-Cookman 11/15/18, vs George Washington 12/09/18
FG Made	8	at Ohio St. 11/06/18, vs North Carolina 11/23/18, vs New Hampshire 11/30/18
FG Attempts	11	vs New Hampshire 11/30/18
FT Made	4	vs Kentucky 11/22/18
FT Attempts	8	vs Kentucky 11/22/18



**2019-20 South Fla. Women's Basketball**  
**Individual Career Summaries**  
**All games**

Page 4/7  
as of Jan 13, 2020

**LAZIC, Mihaela**

				Field Goals		3-Point		F-Throws		Rebounds									Scoring	
SEASON	TEAM	GP-GS	MIN/AVG	FG-FGA	FG%	3FG-FGA	3FG%	FT-FTA	FT%	OFF	DEF	TOT	AVG	PF-FO	AST	TO	BLK	STL	PTS	AVG
2019-20	USF	1-0	8/8.5	0-1	.000	0-1	.000	0-0	.000	0	2	2	2.0	1-0	0	0	0	0	0	0.0
TOTAL		1-0	8/8.5	0-1	.000	0-1	.000	0-0	.000	0	2	2	2.0	1-0	0	0	0	0	0	0.0

**Single Game Highs**

Statistic	Value	
Rebounds	2	vs Jacksonville 11/05/19
FG Attempts	1	vs Jacksonville 11/05/19
3FG Attempts	1	vs Jacksonville 11/05/19

**LEVERETT, Shae**

				Field Goals		3-Point		F-Throws		Rebounds										Scoring	
SEASON	TEAM	GP-GS	MIN/AVG	FG-FGA	FG%	3FG-FGA	3FG%	FT-FTA	FT%	OFF	DEF	TOT	AVG	PF-FO	AST	TO	BLK	STL	PTS	AVG	
2017-18	USF	27-0	290/10.7	19-29	.655	0-0	.000	9-18	.500	29	35	64	2.4	38-1	4	11	8	6	47	1.7	
2018-19	USF	35-24	938/26.8	91-160	.569	0-1	.000	78-120	.650	115	146	261	7.5	88-1	22	51	55	19	260	7.4	
2019-20	USF	16-2	338/21.1	30-44	.682	0-0	.000	17-39	.436	53	43	96	6.0	36-2	6	18	10	10	77	4.8	
TOTAL		78-26	1566/20.1	140-233	.601	0-1	.000	104-177	.588	197	224	421	5.4	162-4	32	80	73	35	384	4.9	

**Single Game Highs**

Statistic	Value	
Points	20	vs Wichita St. 02/23/19
Rebounds	18	vs Wichita St. 02/23/19
Assists	3	at East Carolina 02/20/19
Steals	3	vs UConn 03/04/19
Blocks	7	vs Memphis 01/23/19
FG Made	6	vs Vermont 12/17/18, at James Madison 03/24/19, vs Arkansas St. 11/17/17
FG Attempts	10	vs Wichita St. 02/23/19
3FG Attempts	1	at Houston 02/27/19
FT Made	10	vs Wichita St. 02/23/19
FT Attempts	12	at SMU 01/26/19





**2019-20 South Fla. Women's Basketball  
Individual Career Summaries  
All games**

Page 5/7  
as of Jan 13, 2020

**MUNUNGA, Bethy**

				Field Goals		3-Point		F-Throws		Rebounds									Scoring	
SEASON	TEAM	GP-GS	MIN/AVG	FG-FGA	FG%	3FG-FGA	3FG%	FT-FTA	FT%	OFF	DEF	TOT	AVG	PF-FO	AST	TO	BLK	STL	PTS	AVG
2019-20	USF	13-13	339/26.1	59-112	.527	1-5	.200	23-33	.697	55	70	125	9.6	31-0	15	34	15	15	142	10.9
TOTAL		13-13	339/26.1	59-112	.527	1-5	.200	23-33	.697	55	70	125	9.6	31-0	15	34	15	15	142	10.9

**Single Game Highs**

Statistic	Value	
Points	16	at Baylor 11/19/19, vs Brown 12/30/19, vs Cincinnati 01/05/20
Rebounds	14	vs Brown 12/30/19
Assists	3	vs FGCU 11/29/19
Steals	3	at Baylor 11/19/19, vs South Dakota St. 11/28/19, vs Cincinnati 01/05/20
Blocks	3	vs Texas 11/08/19, vs Brown 12/30/19
FG Made	7	vs Cincinnati 01/05/20
FG Attempts	14	vs Brown 12/30/19
3FG Made	1	at Baylor 11/19/19
3FG Attempts	2	vs Brown 12/30/19
FT Made	6	vs Brown 12/30/19
FT Attempts	7	at Baylor 11/19/19

**PEHADZIC, Enna**

				Field Goals		3-Point		F-Throws		Rebounds										Scoring	
SEASON	TEAM	GP-GS	MIN/AVG	FG-FGA	FG%	3FG-FGA	3FG%	FT-FTA	FT%	OFF	DEF	TOT	AVG	PF-FO	AST	TO	BLK	STL	PTS	AVG	
2017-18	USF	9-0	38/4.2	4-15	.267	2-5	.400	4-4	1.000	2	7	9	1.0	1-0	0	2	0	0	14	1.6	
2018-19	USF	35-23	989/28.2	144-457	.315	72-224	.321	62-88	.705	49	123	172	4.9	38-0	14	61	1	24	422	12.1	
2019-20	USF	16-9	296/18.5	34-117	.291	26-81	.321	12-19	.632	14	24	38	2.4	23-0	13	19	0	9	106	6.6	
TOTAL		60-32	1322/22.0	182-589	.309	100-310	.323	78-111	.703	65	154	219	3.7	62-0	27	82	1	33	542	9.0	

**Single Game Highs**

Statistic	Value	
Points	35	at East Carolina 02/20/19
Rebounds	13	at Temple 01/05/19
Assists	3	vs Tulane 01/19/19
Steals	3	vs Memphis 01/23/19, at Temple 01/05/19
Blocks	1	vs Vermont 12/17/18
FG Made	9	vs Tulane 03/08/19
FG Attempts	26	at East Carolina 02/20/19
3FG Made	6	at East Carolina 02/20/19, vs Jacksonville 11/05/19
3FG Attempts	15	at East Carolina 02/20/19
FT Made	13	at East Carolina 02/20/19
FT Attempts	14	at East Carolina 02/20/19



**2019-20 South Fla. Women's Basketball  
Individual Career Summaries  
All games**

Page 6/7  
as of Jan 13, 2020

**PINZAN, Elisa**

				Field Goals		3-Point		F-Throws		Rebounds									Scoring	
SEASON	TEAM	GP-GS	MIN/AVG	FG-FGA	FG%	3FG-FGA	3FG%	FT-FTA	FT%	OFF	DEF	TOT	AVG	PF-FO	AST	TO	BLK	STL	PTS	AVG
2018-19	USF	31-15	762/24.6	40-153	.261	23-95	.242	36-44	.818	4	56	60	1.9	41-0	103	74	0	26	139	4.5
2019-20	USF	11-9	332/30.2	31-94	.330	15-50	.300	11-15	.733	3	24	27	2.5	12-1	49	28	1	11	88	8.0
<b>TOTAL</b>		<b>42-24</b>	<b>1094/26.0</b>	<b>71-247</b>	<b>.287</b>	<b>38-145</b>	<b>.262</b>	<b>47-59</b>	<b>.797</b>	<b>7</b>	<b>80</b>	<b>87</b>	<b>2.1</b>	<b>53-1</b>	<b>152</b>	<b>102</b>	<b>1</b>	<b>37</b>	<b>227</b>	<b>5.4</b>

**Single Game Highs**

Statistic	Value	
Points	23	vs Stetson 03/21/19
Rebounds	7	vs Tulane 03/08/19, vs Jacksonville 11/05/19
Assists	8	vs Bethune-Cookman 11/15/18, vs Tulane 03/08/19, vs VCU 11/15/19
Steals	5	vs Tulane 03/08/19
Blocks	1	vs Notre Dame 11/30/19
FG Made	7	vs Stetson 03/21/19
FG Attempts	14	at Baylor 11/19/19
3FG Made	5	vs Stetson 03/21/19
3FG Attempts	8	vs South Dakota St. 11/28/19
FT Made	8	vs Houston 03/09/19
FT Attempts	8	vs Wichita St. 02/23/19, vs Houston 03/09/19, vs Texas 11/08/19

**SEPTE, Luize**

				Field Goals		3-Point		F-Throws		Rebounds									Scoring	
SEASON	TEAM	GP-GS	MIN/AVG	FG-FGA	FG%	3FG-FGA	3FG%	FT-FTA	FT%	OFF	DEF	TOT	AVG	PF-FO	AST	TO	BLK	STL	PTS	AVG
2018-19	USF	22-19	655/29.8	38-152	.250	4-30	.133	24-45	.533	23	58	81	3.7	32-1	41	53	30	12	104	4.7
2019-20	USF	10-3	154/15.4	14-32	.438	0-0	.000	7-15	.467	13	14	27	2.7	19-0	9	13	5	5	35	3.5
<b>TOTAL</b>		<b>32-22</b>	<b>809/25.3</b>	<b>52-184</b>	<b>.283</b>	<b>4-30</b>	<b>.133</b>	<b>31-60</b>	<b>.517</b>	<b>36</b>	<b>72</b>	<b>108</b>	<b>3.4</b>	<b>51-1</b>	<b>50</b>	<b>66</b>	<b>35</b>	<b>17</b>	<b>139</b>	<b>4.3</b>

**Single Game Highs**

Statistic	Value	
Points	16	vs Tulsa 02/16/19
Rebounds	8	at SMU 01/26/19
Assists	8	vs Cincinnati 01/30/19
Steals	2	vs Tulsa 02/16/19, vs UConn 03/10/19, vs Saint Francis (PA) 11/24/19
Blocks	4	vs Wichita St. 02/23/19, vs Tulsa 02/16/19, vs Houston 03/09/19
FG Made	5	vs Tulsa 02/16/19, vs Cincinnati 01/30/19
FG Attempts	13	vs Wichita St. 02/23/19
3FG Made	1	4 times
3FG Attempts	4	at SMU 01/26/19
FT Made	6	vs Tulsa 02/16/19
FT Attempts	8	vs Tulsa 02/16/19



**2019-20 South Fla. Women's Basketball  
Individual Career Summaries  
All games**

Page 7/7  
as of Jan 13, 2020

**TSINEKE, Elena**

				Field Goals		3-Point		F-Throws		Rebounds									Scoring	
SEASON	TEAM	GP-GS	MIN/AVG	FG-FGA	FG%	3FG-FGA	3FG%	FT-FTA	FT%	OFF	DEF	TOT	AVG	PF-FO	AST	TO	BLK	STL	PTS	AVG
2019-20	USF	11-7	253/23.0	43-104	.413	18-52	.346	28-33	.848	9	11	20	1.8	25-0	14	28	2	6	132	12.0
TOTAL		11-7	253/23.0	43-104	.413	18-52	.346	28-33	.848	9	11	20	1.8	25-0	14	28	2	6	132	12.0

**Single Game Highs**

Statistic	Value	
Points	19	vs FGCU 11/29/19, vs Cincinnati 01/05/20
Rebounds	4	vs Notre Dame 11/30/19
Assists	4	vs Cincinnati 01/05/20
Steals	2	vs FGCU 11/29/19, vs Mississippi St. 12/19/19
Blocks	1	vs Alabama St. 12/06/19, at Tulsa 01/12/20
FG Made	6	vs Alabama St. 12/06/19, vs Brown 12/30/19
FG Attempts	14	vs Notre Dame 11/30/19
3FG Made	4	vs Notre Dame 11/30/19
3FG Attempts	12	vs Notre Dame 11/30/19
FT Made	7	vs FGCU 11/29/19
FT Attempts	8	vs FGCU 11/29/19