



@USFFOOTBALL

Sept. 10, 2018

UNIVERSITY OF SOUTH FLORIDA BULLS FOOTBALL

TAMPA, FLORIDA

22nd SEASON • 14 WINNING SEASONS • 9 BOWL APPEARANCES • 6 BOWL VICTORIES •
30 NFL DRAFT PICKS • 14 ALL-AMERICA SELECTIONS • REACHED NO. 2 RANKING IN 2007

2018 USF GAME NOTES

GAME 3 • ILLINOIS

USF DRIVE STARTERS

- ✓ USF looks for fifth straight win over P5 team.
- ✓ USF has won 10 of its last 11 out-of-conference games, including 6-1 vs. P5 teams in that span.
- ✓ Bulls' 4 INT on year rank 5th in nation after ranking No. 2 in INT in 2017.
- ✓ Bulls' offense posts 400+ yards in last 12 games.
- ✓ Bulls' 30-6 mark in last 36 games ranks among top six records in the nation.
- ✓ QB Barnett off to great start. 8th in nation in points responsible for (8 TD), 21st in total offense (314.5 ypg)
- ✓ McCants 9th in nation in receptions (8.0 rpg)
- ✓ Horne named AAC Special Teams POTW, latest first-year Bull to shine with 2 kickoff returns for TD's

USF STATISTICAL LEADERS

RUN: Barnett: 23 carries, 117 yds, 2 TD, 5.1 ypc
PASS: Barnett: 45-65, 512 yds, 5 TD, 1 INT, 256.0 ypg
REC: McCants: 16 rec., 130 yds, 1 TD, 8.1 ypc
SCORING: Barnett & Horne: 18 pts (3 TD)
TACKLES: McGee: 20 (10.0 tpg)
TFL: Livingstone & Sawtelle: 2.5
SACKS: Five with: 1.0
INT: Hampton, Hoggins, Jackson & Sawtelle: 1
USF CAPTAINS: Game-by-Game

USF RADIO NETWORK

FLAGSHIP: 820 AM WWBA (TAMPA)
IHEART RADIO (DIGITAL) - BULLS UNLIMITED
 Jim Louk, play-by-play Sam Barrington, analyst
 Joey Johnston, sideline
PREGAME SHOW (2 HRS PRIOR TO KICK)
 Jim Lighthall, Rock Riley & Darek Sharp
USF RADIO AFFILIATES
 820 AM WWBA - Tampa Bay ** ** Carry Coaches Show
 98.3 FM WWRZ - Central Florida 96.7 FM WMTB - Tampa Bay
 1070 AM WKII - Ft. Myers/Port Charlotte**

FIND US ON SOCIAL MEDIA

Twitter: @USFFOOTBALL, @CoachStrong_USF
Instagram: USFFOOTBALL
Facebook: facebook.com/SouthFloridaFootball
 #GoBulls; #HornsUp; #BullStrong

USF ATHLETIC COMMUNICATIONS

4202 E. Fowler Ave., ATH 100, Tampa, FL 33620
 OFFICE: 813-974-2125 WEB: GoUSFBulls.com
Brian Siegrist, Associate AD for Communications
 O: (813) 974-4086 | C: (813)-293-3897 | siegrist@usf.edu
Jay D'Abramo Asst. Director of Communications
 O: (813) 974-7099 | C: 813-210-7333 | jdabramo@usf.edu

USF (2-0; 0-0 American) vs. Illinois (2-0; 0-0 Big Ten)

Sat., Sept. 15 • 3:30 P.M. • Chicago, Ill. • Soldier Field (61,500)

SURFACE: Natural (Tifway Bermuda)

TV: BTN: Dave Revsine (p-by-p), J Leman (analyst) & Ally Strum (sideline)

AUDIO: USF Radio Network (820 AM/98.3 FM)

Satellite: Sirius: -- XM: --

AUDIO STREAM: iHeartRadio - Bulls Unlimited

SERIES: USF leads, 1-0

IN TAMPA: USF 1-0, W, 47-23 in 2017

AT ILLINOIS: NA

LAST: USF won, 47-23, last year in Tampa



USF

RANKINGS (AP/COACHES):RV/RV

HEAD COACH:Charlie Strong (C. Arkansas, '82)

RECORD AT USF:12-2 (2nd)

CAREER RECORD:65-39 (10th)



ILLINOIS

RANKINGS:NR/NR

HEAD COACH:Lovie Smith

RECORD AT ILLINOIS:7-19 (3rd)

CAREER COLLEGIATE RECORD:same

@USFFOOTBALL

@COACHSTRONG_USF

@USFATHLETICS

#HORNSUP

#GOBULLS

#BULLSTRONG

2018 SCHEDULE

DATE	OPPONENT	KICK/RESULT	TV	NOTABLE
Sat., Sept. 1	ELON	W, 34-14	ESPN3	Bulls jump to 31-0 lead
Sat., Sept. 8	GEORGIA TECH	W, 49-38	ABC/ESPN2	Barnett throws for 305 & 3TD, runs for 1 TD in debut Come from 10 down in 4th QT
Sat., Sept. 15	at Illinois (Soldier Field, Chicago)	3:30 p.m.	BTN	USF with 21 unanswered points, forced three turnovers, Barnett 86 yds and 2 TD rushing USF won 47-23 last year in Tampa Illinois went 2-10 (0-9 Big Ten) in 2017
Sat., Sept. 22	ECU	8:00 p.m.	ESPNews	USF won, 61-31, at ECU last year ECU went 3-9 (2-6 AAC) in 2017
Sat., Oct. 6	at UMass	3:30 p.m.	TBD	UMass 4-8 in 2017
Fri., Oct. 12	at Tulsa	7:00 p.m.	ESPN	1st meeting, last year's game cancelled due to hurricane USF won, 27-20, in Tampa in 2017 Tulsa went 2-10 (1-7 AAC) in 2017
Sat., Oct. 20	UCONN (Homecoming)	TBD	TBD	UConn went 3-9 (2-6 AAC) in 2017 USF has won 6 straight, W, 37-20, in 2017
Sat., Oct. 27	at Houston	TBD	TBD	UH won, 28-24, in Tampa in 2017 Houston went 7-5 (5-2 AAC) in 2017
Sat., Nov. 3	TULANE (Salute to Service)	TBD	TBD	USF won, 34-28, at Tulane last year Tulane went 5-7 (3-5 AAC) in 2017
Sat., Nov. 10	at Cincinnati	TBD	TBD	UC won 4-8 (2-6 AAC) in 2017 USF won last three, W, 33-3, in 2017
Sat., Nov. 17	at Temple	TBD	TBD	Temple went 7-6 (4-4 AAC) in 2017 USF won, 43-7, in Tampa in 2017
Fri., Nov. 23	UCF (War on I-4)	TBD	TBD	UCF went 13-0, finished No. 6 in 2017 USF leads War on I-4, 6-3, UCF won, 49-42, last year
Sat., Dec. 1	AAC Championship	TBD	ABC/ESPN	played at home site

* American Athletic Conference game

All games can be heard on the USF Radio Network and GoUSFBulls.com

GAME DAY VS ILLINOIS

The Bulls will play their first-ever game in Chicago and second in the state of Illinois on Saturday in the second of a two-game series with the Illini. The Bulls won the first meeting, 47-23, last year in Tampa. USF last ventured to the state of Illinois in 2001, falling, 20-17, at Northern Illinois. It will mark USF's fourth Big Ten road game in the last six seasons and fifth overall. The Bulls are 1-5 all-time vs. Big Ten opponents, that victory coming last year vs. Illinois, and are 0-4 in road games vs. the Big Ten, falling at Maryland (2015; 35-17), Wisconsin (2014; 27-10), Michigan State (2013; 21-6) and Penn State (2005; 23-13).

■ **POWER SIX:** Coming off a 49-38 win over Georgia Tech, USF is looking for its fifth straight win vs. a Power 5 opponent. The Bulls have won six of their last seven meetings vs. P5 teams, including a pair of bowl victories. The loss came to No. 13 Florida State (55-35) in 2016 in Tampa. The American has posted four wins vs. P5 teams so far in 2018.

■ **BULLS & BUCS TIES:** Illini Offensive Coordinator/QB Coach Rod Smith was on the USF staff from 2001-06 under head coach Jim Leavitt, serving as QB Coach/Passing Game Coordinator and then Offensive Coordinator/QB Coach (2005-06). Meanwhile, nine coaches in the game have Tampa Bay Buccaneers ties, including Illini Head Coach Lovie Smith who served as head coach of the Buccaneers from 2014-15 and was linebackers coach from 1996-2000.

■ **ON A ROLL:** USF has gone 23-4 since the start of 2016, including 10-1 in out-of-conference games (two bowl wins) with the only loss coming to No. 13 Florida State in 2016. The Bulls have posted a 18-3 record in Raymond James Stadium over the past four seasons and are in the midst of the most successful run in program history (31-9 (77.5) since 2015) that includes a 30-6 mark in the last 36 games, which ranks among the top six in the nation over that time.

USF QUICK FACTS

HEAD COACH CHARLIE STRONG

Years Coached: _____ 10th season (2nd at USF)
Alma Mater: _____ Central Arkansas, '82
 _____ three-time all-conference defensive back
Career Record: _____ 65-39 (10th)
Record at USF: _____ 12-2 (2nd)
American Conf. Record: _____ 6-2; 2nd season
Career Bowl Record: _____ 4-3

USF COACHING STAFF (game location)

Brian Jean-Mary (**Field**) Def. Coord. /Asst. HC/LBs
 Sterlin Gilbert (**Field**) Off. Coord./QBs
 Blue Adams (**Press Box**) Defensive Backs
 Justin Burke (**Press Box**) Tight Ends/Special Teams
 Damon Cogdell (**Field**) Defensive Ends
 Sean Cronin (**Press Box**) Defensive Tackles
 Shaun King (**Field**) Running Backs
 Matt Mattox (**Field**) Offensive Line/Run Game
 Tommy Restivo (**Field**) Safeties
 Charlie Williams (**Field**) Wide Receivers
 Pat Moorer (**Field**) Strength & Conditioning
Analysts: Trent Earley, Victor Gill, Bryan Hill,
 Saki Mihalakos, Preston Pace & Scott Spurrer.
Graduate Assistants: Jamey McClendon,
 Preston Pace, Emilio Nadelman, Luke Turner

IN THE PRESS BOX

OFFENSE: Justin Burke (TEs & SPC)

DEFENSE: Blue Adams (DBs) & Sean Cronin (DTs)

UNIVERSITY QUICK FACTS

Location: Tampa, Fla. **Enrollment:** 50,577
Nickname: Bulls **Colors:** Green & Gold
Conference: American Athletic
President: Dr. Judy Genshaft
Athletic Director: Michael Kelly
Football Office Phone: 813-974-7170
Press Box Phone: 813-350-6225

TEAM OVERVIEW

2017 Overall Record: 10-2 (2nd straight 10+ win)
2017 American Athletic Record: 6-2 (2nd in East)
Starters Returning/Lost: 11/13
Offense: 6/5; **Defense:** 5/6
Special Teams: 0/2
Lettermen Returning/Lost: 41/33
Offense: 20/17 **Defense:** 21/13
Special Teams: 0/3

FOOTBALL HISTORY

First Year: 1997 **First Year in FBS:** 2000
Overall Record (years): 148-105 (22nd season)
FBS Record (years): 128-92 (19th season)
All-Time Bowl Record: 6-3 (9 appearances)
Last Bowl: 2017 Birmingham (W vs. Texas Tech)
First Team All-Americans: 6
First Team All-Conference: 31

STADIUM INFORMATION

Name: Raymond James Stadium
Capacity: 65,857 **Surface:** Tifway Bermuda 419
Record At Ray Jay: 88-40 (.687)

THE PROGRAM

In its 22nd season and 19th at the FBS level, USF Football has made nine bowl appearances, including a current string of three straight and every season between 2005-10 (6 straight). USF has won six bowl games and has produced 14 All-America selections, 30 NFL Draft picks and reached the No. 2 ranking in the Associated Press Poll in 2007.

LAST TIME OUT

BULLS SCORE 21 UNANSWERED IN THE 4TH QUARTER RALLY OVER GEORGIA TECH

Trailing Georgia Tech, 38-28, 45 seconds into the fourth quarter, USF scored 21 unanswered points and forced two of its three turnovers gained on the day to post its sixth win in its last seven meetings against a Power 5 opponent. Quarterback Blake Barnett ran in the final two touchdowns, part of a team high 86 yards rushing on the day, and freshman Terrence Horne added his third touchdown on a 3-yard pass from Barnett. In the first half, Horne returned back-to-back kickoffs for touchdowns. The lead changed hands 10 times in the game as the teams combined for 1,028 yards of offense.

■ Horne tied an NCAA record and set USF and American Conference marks with two touchdown returns on kickoffs (98 and 97 yards). His 264 yards on kickoff returns set a new USF and conference records.

■ Barnett accounted for 4 TD on the day, passing for 207 yards and 2 TD and running for 86 yards and 2 TD.

■ Tyre McCants posted the third 100-yard receiving game of his career, grabbing a career-best 10 catches for 104 yards.

■ The Bulls collected three turnovers, getting interceptions from Ronnie Hoggins and Nico Sawtelle and a fumble recovery from Sawtelle. Sawtelle collected both of his turnovers in the fourth quarter, propelling the USF comeback. Hoggins led USF with 10 tackles, while Khalid McGee added nine.

■ USF gained 426 yards on the game and had one turnover. Georgia Tech ran for 419 yards and totalled 602 yards.

QUICKLY SPEAKING

USF TEAM

■ USF is 23-4 in the last three seasons and has won 30 of its last 36 games (30-6; 83.3%), a mark that ranks among the top six in the nation over that span.

■ The winningest era of USF football includes a program-record run of 20 straight weeks ranked in the Top 25, three straight bowl game appearances and two straight bowl victories over Power 5 opponents.

■ USF is 19-5 in American Athletic Conference games over the last three seasons, the best record of any team over that span. The Bulls are 13-2 against the East Division opponents in the last three years and 16-6 over the first five years of the conference.

■ USF's 20 all-conference selections in the last two seasons are the most in The American during that span.

■ USF finished 2017 ranked in the top 25 nationally in seven offensive and nine defensive statistical categories, including total offense (6th), scoring offense (10th), rushing offense (8th), rushing defense (21st), interceptions (2nd), tackles for loss (5th) and sacks (11th).

■ For the first time since 2011, USF returned all the members of its primary coaching staff, including returning its offensive coordinator (Sterlin Gilbert) for the first time in six seasons and defensive coordinator (Brian Jean-Mary) for the first time in four seasons.

OFFENSE

■ USF ranked 10th nationally, averaging 38.3 ppg last season, scoring 57 offensive TD. USF has posted the highest TD totals in program history in the last three seasons, scoring 54 in 2015, 77 in 2016 and 57 last year.

■ USF ranked 6th nationally averaging 513.0 ypg in 2017 in Sterlin Gilbert's first season as OC. USF has eclipsed 6,000 yards in the last two seasons and the last three rank as the highest yardage totals in program history.

■ USF eclipsed 600 yards three times in 2017, posting 680 yards vs. Illinois - its most ever vs. an FBS opponent - 606 at UConn and 653 at UCF. The Bulls have posted 400+ yards in 12 straight games.

■ USF's rushing game has ranked in the top 10 nationally in each of the past three seasons. The Bulls ranked 8th in 2017 running for 264.1 ypg. USF has run for more than 3,100 yards in each of the last three seasons. USF ran for 300+ yards in 5 games and 200 or more in 9 in 2017.

■ QB **Blake Barnett** is completing 69.2 percent of his passes and has 5 TD passes on the year to five different receivers.

■ RS FR WR **Randall St. Felix** posted the best receiving yards debut in program history grabbing seven receptions for 143 yards and a touchdown vs. Elon. The mark is tied for the ninth-best in program history.

■ TE **Mitchell Wilcox** is a Mackey Award candidate for the second straight year. He had a career-best 4 catches gaining 45 yards and a TD in the opener vs. Elon.

■ WR **Tyre McCants** led the team in touchdowns and

ranked second in yards and receptions in 2017, posting 36 catches for 686 yards and 7 TD. His 14 career receiving TD are tied for third most all-time at USF, while his 1,364 career yards rank 9th all-time. He set the USF game record with 227 yards on nine catches at UCF in 2017.

■ USF returns three starters on the offensive line, including senior tackle **Eric Mayes** and junior tackle **Marcus Norman** (2nd team all-conference in 2017) and junior guard **William Atterbury**. Norman is the most experienced returning offensive player with 22 career starts.

DEFENSE

■ USF opponents are converting just 28.0 percent of their third downs against the defense, which ranks 28th in the nation. Opponents are just 7-for-25 on third down.

■ USF has collected 2 INT in each of the first two games and ranks 5th nationally with 4 INT on the year. USF ranked 2nd nationally in interceptions (20) and 15th in turnover margin (.83) in 2017.

■ USF had the top defense in The American in 2017, leading the conference in total defense (359.8 ppg), scoring defense (23.5 ppg), rushing defense (126.9 ppg), pass efficiency defense (110.53), interceptions (20), sacks (3.0) and tackles for loss (8.4).

■ USF ranked 5th in the nation in TFL (8.4 tpg) and 11th in sacks (3.0 spg) in 2017.

■ Senior LB **Khalid McGee** has transitioned from safety to linebacker, a process he began late in 2017. He posted a career-best 11 tackles to lead the team in his first start at LB vs. Elon. His 20 tackles lead USF in 2018.

■ Junior DE **Greg Reaves**, a former walk-on, led USF with 14.0 TFL in 2017 and added 4.0 sacks while starting all 12 games.

■ LB **Nico Sawtelle** is the Bulls' top returning tackler, having posted 54 tackles in 2017 to rank 4th on the team. Sawtelle had a fumble recovery and interception in the win vs. Georgia Tech.

■ USF returns three senior starters in the secondary in **Ronnie Hoggins**, **Jaymon Thomas** and **Mazzi Wilkins**. Hoggins is the most experienced Bulls with 30 starts.

■ S **Jaymon Thomas** had a career-best 11 tackles and 1.5 TFL vs. Elon. He is second the team with 15 tackles.

SPECIAL TEAMS

■ **Terrence Horne** tied an NCAA record with two kickoff returns for TD's (98 & 97 yds) vs. Georgia Tech. His 264 kickoff return yards in the game set a USF record. He stands 2nd in the nation averaging 47.0 ypr on six returns on the year.

■ **Trent Schneider**, a 28-year-old Australian who transferred to USF in the spring, takes over punting duties.

■ USF is replacing 2017 first team all-conference place-kicker Emilio Nadelman, who set a USF record with 21 field goals while hitting 84% in 2017. **Jake Vivonetto** went 2-of-2 on FG and 4-of-4 on PAT in his debut vs. Elon.



#BULLSTRONG: INSIDE USF FOOTBALL

Shot and produced by 20-time Emmy-winning Awesome Films, #BULLSTRONG: Inside USF Football takes fans inside the program with stunning cinematography and unprecedented access. The show, was selected as the winner of the Outstanding Program Series award among more than 100 national entries at the 2017 SVG/NACDA College Sports Media Awards in Atlanta.

AIR TIMES: EACH GAME WEEK

FOX Sports Florida (CH: 39 & 1149 HD Spectrum; CH: 77 & 577 (Verizon FiOS); DirecTV (654); Dish Network (423 SD; 373 HD): Aired on Thursdays at 4:30 p.m. in the Tampa Bay market. Check local listings.

OPPONENT PREVIEW: ILLINOIS: USF LEADS SERIES, 1-0

Illinois improved to 2-0 with a 34-14 victory over Western Illinois in Week 2. Illini freshman quarterback M.J. Rivers threw two touchdowns and the defense limited Western Illinois to only 66 yards rushing. Freshman WR Edwin Carter caught both touchdown passes and running back Reggie Corbin added a rushing score. Both Michael Marchese and Nolan Bernat had an interceptions to help Illinois hold its second consecutive opponent to 24 points or less.

■ Illinois racked up 238 rushing yards vs. Western Illinois and ranks 27th in the NCAA with 258.5 rushing yards per game. Reggie Corbin paces the Fighting Illini with 142 yards on the ground.

■ Illinois forced three turnovers (2 interceptions, 1 fumble) against Western Illinois and is tied for ninth in the nation with an average of 2.0 per game.

■ Sophomore LB Jake Hanson ranks second in the NCAA with 3.0 tackles for loss. Hanson has 18 tackles overall.

■ In its third season under coach Lovie Smith, who led the Tampa Bay Buccaneers for two seasons (2014-15), Illinois was the youngest team in the nation in 2017 and returns 16 starters from a 2-10 team last season.

LAST TIME VS. ILLINOIS:

USF set a program record for yardage vs. an FBS opponent as it dominated on both sides of the ball in a 47-23 victory over Illinois on Sept. 15, 2017 in Raymond James Stadium, marking the program's first-ever win over a Big Ten team in six tries.

■ The Bulls led 37-9 after three quarters behind 386 total yards and 5 TD from Quinton Flowers before substituting liberally in the fourth quarter.

■ USF's 680 yards were the second-most ever in program history and the most vs. an FBS opponent.

■ USF's 38 first downs were one shy of the record.

■ Quinton Flowers logged his 11th career 100-yard game to lead three USF rushers that gained over 100 yards on the game (a second in program history): Flowers (106-1 TD), Darius Tice (105-1 TD), D'Ernest Johnson (101-1 rec. TD).

■ Flowers also threw for 280 yards and a career-best equaling 4 TD.

■ USF outgained Illinois, 376-67, on the ground as the Bulls ran the ball 66 times and averaged 5.7 ypc.

■ Marquez Valdes-Scantling (96-1TD) and Deangelo Antoine (93-1TD) both posted career receiving days.

■ USF's defense collected three interceptions by Tajee Fullwood, Keirsten Johnson and Ronnie Hoggins.

SCORING BY QUARTERS

	1	2	3	4	OT	F
ILLINOIS	2	7	0	14	-	23
USF	9	14	14	10	-	47

Attendance: 35,404 Time: 3:48

Team Statistics	ILLINOIS	USF
First Downs	15	38
Rushes-Yards	15-67	66-376
Passing Yards	287	304
Comp-Att-Int	20-40-3	17-21-1
Total Yards	354	680
Punts-Avg.	7-40.7	3-40.7
Punt Returns	0-0-0	2-8-0
Kickoff Returns	4-92-0	2-18-0
Interception Returns	1-0-0	3-54-0
Penalties-Yards	15-138	16-140
Fumbles-Lost	0-0	0-0
Sacks By	3-11	2-13
3rd Down Conversions	6-15	12-18
4th Down Conversions	0-0	0-0
Time of Possession	21:43	38:17

USF

Rushing	Att	Yds	TD	Lg
Quinton Flowers	25	106	1	12
Darius Tice	12	105	1	23
D'Ernest Johnson	17	101	0	19

Passing	Att	Cmp	Yds	TD	Int	Lg
Quinton Flowers	27	15	280	4	1	43
Brett Kean	4	2	24	0	0	13

Receiving	No	Yds	TD	Lg
Marquez Valdes-Scantling	4	96	1	43
Deangelo Antoine	4	93	1	39
D'Ernest Johnson	2	37	1	20

ILLINOIS

Rushing	Att	Yds	TD	Lg
Mike Epstein	8	56	1	45
Chayce Crouch	5	10	0	13

Passing	Att	Cmp	Yds	TD	Int	Lg
Jeff George Jr.	22	12	211	1	2	76
Chayce Crouch	18	8	76	0	1	23

Receiving	No	Yds	TD	Lg
Mike Dudek	6	65	0	27
Malik Turner	4	27	0	11
Ricky Smalling	3	99	0	76





AMERICAN CONFERENCE

School	CONF	OVERALL	STREAK
EAST			
UCF	1-0	2-0	W2
USF	0-0	2-0	W2
Cincinnati	0-0	2-0	W2
East Carolina	0-0	1-1	W1
Temple	0-0	0-2	L2
UConn	0-1	0-2	L2
WEST			
Navy	1-0	1-1	W1
Houston	0-0	2-0	W2
Tulane	0-0	1-1	W1
Tulsa	0-0	1-1	L1
SMU	0-0	0-2	L2
Memphis	0-1	1-1	L1

AMERICAN CONFERENCE SCHEDULE

FRIDAY 9.14.18			
GEORGIA STATE @ MEMPHIS	7 P.M.	TV:ESPN	
SATURDAY 9.15.18			
UCF @ NORTH CAROLINA	NOON	TV:ABC/ESPN	
RHODE ISLAND @ UCONN	NOON	TV:ESPN3/SNY	
TEMPLE @ MARYLAND	NOON	TV:BTN	
ECU @ VIRGINIA TECH	12:20 P.M.	TV:ACC NETWORK	
TULANE @ UAB	1 P.M.	TV:STADIUM	
USF @ ILLINOIS	3:30 P.M.	TV:BTN	
LEHIGH @ NAVY	3:30 P.M.	TV:CBSSN	
SMU @ MICHIGAN	3:30 P.M.	TV:BTN	
HOUSTON @ TEXAS TECH	4 P.M.	TV:FOX	
ALABAMA A&M @ CINCINNATI	7 P.M.	TV:ESPN3	
ARKANSAS STATE @ TULSA	7 P.M.	TV:CBSSB	

AMERICAN CONFERENCE BOWL LINEUP

	AutoNation Cure Bowl American vs. Sun Belt Saturday, Dec. 15, 2:30 p.m. ET Orlando, Fla. CBS Sports Network
	Cheribundi Tart Cherry Boca Raton Bowl American vs. Conference USA/MAC Tuesday, Dec. 18, 7 p.m. ET Boca Raton, Fla. ESPN
	Frisco Bowl American vs. TBD Wednesday, Dec. 19, 8 p.m. ET Frisco, Texas ESPN
	Bad Boy Mowers Gasparilla Bowl American vs. Conference USA Thursday, Dec. 20, 8 p.m. ET Tampa, Fla. ESPN
	Birmingham Bowl American vs. SEC Saturday, Dec. 22, Noon ET Birmingham, Ala. ESPN
	Lockheed Martin Armed Forces Bowl American vs. Big 12 Saturday, Dec. 22, 3:30 p.m. ET Fort Worth, Texas ESPN
	Military Bowl presented by Northrup Grumman American vs. ACC Monday, Dec. 31, Noon ET Annapolis, Md. ESPN
	COLLEGE FOOTBALL PLAYOFF The 2018 College Football Playoff will hold semifinal games at: Capital One Orange Bowl Saturday, Dec. 29, 4 or 8 p.m. ET on ESPN Goodyear Cotton Bowl Saturday, Dec. 29, 4 or 8 p.m. ET on ESPN The 2018 College Football National Championship Game will be at: Levi's Stadium Santa Clara, Calif. Monday, Jan. 7, 8 p.m. ET on ESPN
	NEW YEAR'S SIX If the American Athletic Conference champion is not selected for the CFP but is the highest-ranked team among the champions of Conference USA, the Mid-American Conference, the Mountain West and the Sun Belt, it could play in one of the following bowls: Playstation Fiesta Bowl New Year's Six Bowl Tuesday, Jan. 1, 1:00 p.m. ET Glendale, Ariz. ESPN
	Chik-fil-A Peach Bowl New Year's Six Bowl Saturday, Dec. 29, 12:00 p.m. ET Atlanta, Ga. ESPN

NATIONAL & CONFERENCE RECOGNITION

For their Week 2 efforts both Terrence Horne and Blake Barnett were recognized nationally and by the conference.

■ **HORNE:** Horne was named the American Conference Special Teams Player of the Week after his 3 TD day and USF and conference record 264 kickoff return yards vs. Georgia Tech that included two kickoff returns for TDs and a pass reception for a TD. Horne was also named to the Paul Hornung Award Honor Roll (the Hornung recognizes the nation's most versatile player) and the CFPA Honorable Mention National Performer of the Week (one of six players nationally recognized).

■ **BARNETT:** Was named to the Davey O'Brien Great 8, the Manning Award Stars of the Week and earned his second conference weekly honor roll recognition after accounting for 4 TD vs. Georgia Tech, passing for 207 yards and 2 TD and rushing for 86 yards and 2 TD.



DID YOU KNOW?

- Head coach **Charlie Strong** loves ice cream and eats it daily. His favorite flavor is chocolate Blue Bell ice cream.
- SR WR **Tyre McCants'** father, Terrence Anthony, was a part of FSU's "Fab Four" receiving corps before playing for the Tampa Bay Buccaneers from 1990-91. His mother, Tonja McCants, played receiver and safety for Niceville High School's flag football team and got him into football by teaching him the game while running routes and throwing passes to him.
- JR TE **Mitchell Wilcox** is physical and loves contact, in fact he posted 61 tackles and 17.5 TFL in his senior year of HS. His father, Charles, is in the U.S. Coast Guard. The family has an ice cream scoop that has been passed down through the family and is reinforced by the end of a shovel handle.
- JR DE **Greg Reaves** played safety in high school. He joined USF as a walk-on, earning a scholarship prior to the 2017 season. Reaves plays the saxophone and likes to play Christmas songs. He also began watching "Friends" on Netflix during the spring and is looking to watch all 10 seasons.
- FR WR **Terrence Horne** was the 100-meter champion in the 2018 FHSAA 4A State Track and Field Championships. He has a career-best time of 10.29.

- SR T **Eric Mayes** didn't play football in pads until the 11th grade. He played flag football until he was 6, but was too big to be allowed to play in padded leagues and drifted away from the game until high school.
- SR LB **Khalid McGee** lost his father, Kevin, to gang violence when he was 3 years old. McGee grew up in the same rough Liberty City neighborhood of Miami as former standout Bulls QB Quinton Flowers. Like Flowers, he wants to become a firefighter when his playing career ends.
- SO P **Trent Schneider** is a 28-year-old native of Sydney, Australia who worked construction for eight years before the former soccer goalkeeper became a college punter.
- SR DB **Ronnie Hoggins** was a Monarch High School teammate of Falcons first-round pick Calvin Ridley (Alabama). Hoggins got better by covering him every day in practice.
- JR LB **Nico Sawtelle** plays the piano. He can still pick up sheet music and play and likes to play "Piano Man" and the Charlie Brown theme song.
- QB **Blake Barnett** is married to a professional surfer, Maddie, and the pair have an infant son, Brooks. Blake is also a surfer.

PROGRAM ON A ROLL

The USF Football program rode a wave of unprecedented success into the 2018 season.

■ **21-4 Record:** The Bulls were one of just 15 programs in the nation to have won 20 or more games in the previous two seasons and one of just THREE to have won 20 or more games and a pair of bowl games during that span.

■ **20 Straight Polls:** Ending with the 2018 preseason polls, USF posted a program-record smashing string of 20 straight appearances in the top 25 polls dating back to Week 14 of the 2016 season.

■ **No. 21 Ranking:** USF finished the 2017 season ranked No. 21 in the final AP and Coaches Polls, marking the second straight season USF finished a season ranked (USF was No. 19 at the conclusion of 2016) and just the second time in program history. The Bulls reached the No. 13 ranking in the Coaches Poll in Week 8 of 2017, the program's highest ranking since appearing at No. 10 in both polls in Week 5 of the 2008 season.

■ **Poll Position:** 2017 was the first time USF spent an entire season in the Top 25 rankings.

■ **Three Straight Bowl Games:** USF has made three straight bowl game appearances, the second-longest streak in program history behind six straight appearances from 2005 to 2010.

■ **Back-to-Back Bowl Wins:** USF has downed the SEC's South Carolina and the Big 12's Texas Tech to post consecutive wins in bowl games for the second time in program history. The Bulls won three straight bowl games from 2008 to 2010.

■ **All-Conference:** USF's 20 all-conference selections in the last two years are the most in The American over that span.

■ **Offensive Juggernaut:** USF's offense ranked No. 6 in total offense (513.0 ypg) and No. 10 in scoring offense (38.3 ppg) in 2017, marking the second straight year the Bulls ranked in the top 11 nationally in scoring and total offense. The Bulls ranked No. 8 nationally in rushing offense (264.1 ypg) in 2017, marking the third straight season USF has ranked in the top 10 in the nation in rushing.

■ **Home Field:** USF has gone 17-2 at home since an Oct. 10, 2015 victory over Syracuse, falling only to No. 13 Florida State (2016) and Houston (2017) in that span.

■ **Record Win Streak:** Posted a school-record 12-game win streak between 2016-2017, shattering the previous mark of eight, and best-ever 7-0 start to a season in 2017.

■ **NCAA Record 30-point Game Streak:** USF posted a run of 24 straight games scoring at least 30 points, the **longest in the AP POLL ERA (1936)**, between Nov. 14, 2015 and Oct. 28, 2017.

MANY BUCCANEERS CONNECTIONS

The clash between USF and Illinois will bring together nine coaches with strong Tampa Bay Buccaneers connections to Soldier Field. Four of those (Shaun King, Charlie Williams, Lovie Smith, and Hardy Nickerson) were with the Buccaneers organization at the same time during the late 1990's and early 2000's.

USF (3):

Blue Adams - Tampa Bay defensive back (2005-06)
Shaun King - Tampa Bay quarterback (1999-2003)
Charlie Williams - Tampa Bay wide receivers coach (1996-2001)

ILLINOIS (6):

Lovie Smith - Tampa Bay head coach (2014-15);
Tampa Bay linebackers coach (1996-2000)
Gill Byrd - Tampa Bay cornerbacks coach (2014-15)
Andrew Hayes-Stoker - Tampa Bay wide receivers coach (2014-15)
Bob Ligashesky - Tampa Bay special teams coach (2012)
Hardy Nickerson - Tampa Bay linebacker (1993-99);
Tampa Bay linebackers coach (2014-15).
Miles Smith - Tampa Bay quality control coach (2014-15)

BARNETT AMONG THE NATION'S MOST PRODUCTIVE QUARTERBACKS

Blake Barnett (6-5, 217), an Arizona State graduate transfer, is the Bulls' first new starting QB since 2015 in the opener when Quinton Flowers won the job. Flowers started the next 38 games straight while leading USF to a 29-9 record and setting 42 USF records while accounting for 11,802 yards and 112 touchdowns on his career.

■ Barnett has accounted for 8 TD in two starts and ranks 8th in the nation in points responsible for (24.0 ppg) and 21st in total offense (314.5 ypg).

■ Barnett leads USF in rushing on the year with 117 yards on 23 carries (5.1 ypc). He has completed 69.2 percent of his passes for 256.0 ypg.

■ Barnett led USF from a 10-point deficit (38-28) with 14:15 to play vs. Georgia Tech to 21 unanswered points and a 49-38 victory. He passed for one touchdown during the run and ran for the last two. Barnett led USF in rushing posting 86 yards and 2 TD on the ground while passing for 207 yards and 2 TD in the game.

■ Barnett was impressive in his USF debut vs. Elon, marking his first start since he was Alabama's opening game starter vs. USC to begin the 2016 season.

■ Barnett accounted for four TD vs. Elon (3 passing, 1 rushing), the most ever for a USF QB in their debut. His 305 yards passing were just six yards shy of the debut record of 311 set by Mike White at Houston (2013), while his three passing TD equaled the debut mark set by Glen Gauntt vs. Cumberland (1998). Barnett accounted for 336 total yards, rushing for 31 on eight carries.

■ Barnett led the Bulls on a 5-play, 70-yard TD drive in their opening possession and scoring drives in five of his first six possessions (4 TD, 1 FG), including a 16-play, 86-yard TD drive to open the second half. He started 11-of-14 for 202 yards and 3TD.

USF TOP QB DEBUTS BY PASSING YARDS

Mike White (Oct. 31, 2013, at Houston):

311 yards, 26-of-41, 2 TD, 1 INT - L, 35-21

Blake Barnett (Sept. 1, 2018, vs. Elon):

305 yards, 24-of-34, 3 TD, 0 INT, 35 yds rushing & 1 TD - W, 34-14

Glen Gauntt (Nov. 7, 1998, vs. Cumberland):

266 yards, 13-of-19, 3 TD, 0 INT - W, 69-3

First Time USF QB starters record: 9-6

■ Barnett became the 15th starting QB in program history on Sept. 1.

■ Barnett joined the Bulls in the summer and won the QB the competition in fall camp.

■ Barnett was a consensus five-star prospect and MVP of the 2014 Elite 11 Quarterback Competition. He had seen action in seven collegiate games prior to arriving at USF, completing 14-of-24 passes for 259 yards at previous stops at Alabama and ASU.

OFFENSE CONTINUES ROLLING

■ In 14 games under OC Sterlin Gilbert, USF has been out-gained in offensive yards just once (Sept. 8 vs. Georgia Tech; 602-426) and is averaging 506.92 ypg.

■ USF has posted 400+ yards in 12 straight games, last failing to achieve the mark on Sept. 2, 2017 vs. Stony Brook in the Bulls second game with Gilbert as OC.

■ USF has scored 30 points or more in 28 of its last 30 games dating to the 2015 season. The Bulls 49 points vs. Georgia Tech (Sept. 8) marked the sixth game eclipsing 40 points under Gilbert.

■ With 515 yards in the 2017 opener USF posted its eighth game with 500+ yards under Sterlin Gilbert and has had three games with 600+.

■ USF passed for 367 yards in the 2017 opener, and has passed for 300+ yards in 5 of its last 7 games. The Bulls have posted six 300+ yard passing games under OC Sterlin Gilbert.

TOP 10 GROUND GAME

USF has ranked among the top 10 programs nationally in rushing in each of the past three seasons, averaging more than 240 yards per game on the ground and surpassing 3,100 yards rushing in each season.

YR	YDS	AVG.	NCAA Rank
2017	3,169	264.1	8th
2016	3,714	285.7	5th
2015	3,205	246.5	10th

■ USF is joined by Air Force, Georgia Tech and Navy in ranking in the top 10 in rushing in each of the last three seasons.

■ The Bulls will look to replace their top three rushers and 92 percent (2,925 of 3,169) of their rushing yards from 2017.

■ USF's 148 yards rushing in the 2018 season opener marked the second lowest total under OC Sterlin Gilbert and just the fourth game under 200 yards rushing under Gilbert. USF was without projected starting RB Jordan Cronkrite and RS-Freshman RB Duran Bell, Jr. in the game.

■ **300+ YARDS:** USF has reached 300+ yards rushing in

DEFENSE MAKES HUGE LEAP UNDER JEAN-MARY

Defensive coordinator Brian Jean-Mary returns to lead a defense that saw dramatic improvement in 2017. USF ranked in the Top 25 nationally in six defensive categories in 2017 and led The American in scoring and total defense. The Bulls left from 120th in total (482.0 ypg) and 92nd in scoring (31.6 ppg) defense in 2016 to 37th in total (359.8 ypg) and 41st in scoring (23.5 ppg) in 2017. Jean-Mary's aggressive defense ranked second nationally in interceptions (20), fifth in tackles for loss (8.4 tpg), 11th in sacks (3.0 spg), 21st in rushing defense (126.9 ypg) and 29th in turnovers gained (24) in 2017. USF returns five starters on defense, including team leader in TFL, Greg Reaves (14.0 TFL).

Category	2016 National Rank-Value		2017 National Rank-Value	
Scoring Defense	92nd	31.6 ppg	41st	32.5 ppg
Total Defense	120th	482.0 ypg	37th	359.8 ypg
1st Down Defense	125th	326	40th	236
Rushing Defense	84th	196.5 ypg	21st	126.9 ypg
Passing Efficiency Defense	60th	129.02	8th	110.53
Turnovers Gained	18th	26	29th	24
Sacks	40th	2.38	11th	3.0
Tackles For Loss	52nd	6.1	5th	8.4
Interceptions	22nd	15	2nd	20

10 of its last 20 games. USF ran for 300+ yards 5 games in 2017, including 390 at ECU and 378 at Tulane.

■ **200+ YARDS:** USF has run for 200+ yards in 27 of its last 32 games.

■ **150+ YARDS:** USF has run for 150+ yards in 30 of its last 32 games, having a then nation-leading string of 25 straight games snapped in a 2017 loss to Houston (Oct. 28, 2017).

■ **2 Rushing TD:** USF has scored at least two rushing touchdowns in 28 of its last 31 games.

BEST RECORDS IN FBS FOOTBALL OVER LAST 35 GAMES

USF ranks behind only the four teams that reached the 2017 College Football Playoff and Wisconsin in terms of winning over its last 36 games.

1. Alabama.....34-2
2. Clemson.....32-4
3. Oklahoma.....31-5
4. Ohio State.....31-5
5. Wisconsin.....31-5
6. **USF.....30-6**
7. San Diego State.....29-7

BEST RECORD IN THE AMERICAN THE LAST THREE YEARS

USF has gone 19-5 in American Athletic Conference games the last three seasons, the best record of any conference team. The Bulls are 10-2 at home during that span. USF is 13-2 vs. East Division foes in the last three years and 16-6 in the first five years of the conference.

Top American Conference Records (Last 3 Seasons)

USF.....	19-5
Navy.....	18-6
Temple.....	18-6
Memphis.....	17-7
Houston.....	17-7
UCF.....	12-12

WINNINGEST ERA IN USF HISTORY

USF is experiencing the most successful era in the 22 years of the existence of the football program. The Bulls posted their most ever wins over three seasons in 2017, breaking the previous mark by three games, and posted their best winning percentage over four seasons, coming one win shy of the win mark. Entering 2018, USF is in position to surpass both marks.

MOST WINS & BEST RECORD OVER 3 SEASONS

Record.....	Period.....	Win %
29-9.....	2015-17	76.3%
26-13.....2006-08.....	66.6
24-9.....2001-03 & 2000-02.....	72.7
23-4.....	2016-18.....	85.1%

MOST WINS & BEST RECORD OVER 4 SEASONS

Record.....	Period.....	Win %	Bowls
-------------	-------------	-------	-------

34-18.....2006-09.....	65.0%4
33-17.....	2014-17	66.0%3
33-19.....2007-10.....	63.4%4
32-19.....2005-08.....	62.7%4
31-9.....	2015-18.....	77.5%3
MOST WINS IN A SEASON			
Record.....	Period.....	Win %	
11-2.....2016.....	84.6%	
10-2.....2017.....	83.3%	
9-2.....2002.....	81.8%	
9-4.....2007.....	69.2%	
9-4.....2006.....	69.2%	

ROLLING AT RAY JAY

■ USF has won 18 of its last 21 home games, with 15 wins coming by two touchdowns or more and an average winning margin of 18.3 ppg.

■ USF has outscored opponents, 867-482, during that span, for an average margin of 41.2-22.9 (+18.3).

■ USF is averaging more than 40 points and 493.1 yards per game over its last 21 home games.

■ USF went 6-1 at home in 2016 and 5-1 at home in 2015 and 2017. USF's current 17-3 home record over the last four seasons is the Bulls' best home stretch since going 19-0 at home across three seasons in 2000-02.

SCORE FAST!

■ USF has 9 scoring drives (7 TD, 2 FG) of 3:00 or less on the 2018 season and 4 under 2:00. In the season opener vs. Elon just one of its six scoring drives was over 3:00.

■ The Bulls had 33 scoring drives (25 TD) under 2:00 last year and 17 (15 TD) of 1:00 or less.

HOMEGROWN TALENT

USF's recruiting has focused on Florida and the Bay Area and its seven surrounding counties. That focus has paid off in a transformation of the Bulls' roster.

■ 98 of the 108 players on USF roster heading into the 2018 season hail from the state of Florida. That represents 91 percent of the roster with Georgia (5 players) being the next closest state in producing current Bulls.

■ The 2018 Bulls' roster features 36 players from the Bay Area, representing 33 percent of the roster. The Miami/Ft. Lauderdale area is next closest with 20 Bulls hailing from the area.

■ Among the Bay Area standouts on the Bulls' roster are 19 players in the depth chart, including Mackey Award candidate Mitchell Wilcox, right tackle Eric Mayes, right guard William Atterbury, center Michael Wiggs, cornerback Mike Hampton, defensive end Greg Reaves, saeties Mekhi LaPointe and Bentlee Sanders, and cornerback Mazzi Wilkins.

SITUATIONAL RECORDS

	Under Strong	2018
vs. Top-25 opponents (AP/Coaches)	0-1	0-0
vs. Top-10 opponents (AP/Coaches)	0-0	0-0
USF Scores First	7-2	1-0
Opponent Scores first	5-0	1-0
USF leads after 1st quarter	7-1	1-0
Opponent leads after 1st quarter	4-1	1-0
USF leads at half	10-1	2-0
Tied at half	1-0	0-0
Opponent leads at half	1-1	0-0
USF leads after 3rd quarter	10-1	1-0
Opponent leads after 3rd quarter	2-0	1-0
Tied after 3rd	0-0	0-0

USF OFFENSE

SCORING: 17 points or less	0-0	0-0
SCORING: 20 or more points	11-2	1-0
SCORING: 30 or more points	10-1	1-0
SCORING: 40 or more points	5-1	1-0
TOTAL OFFENSE: 400 or more yards	11-2	2-0
TOTAL OFFENSE: 500 or more yards	7-1	1-0
TOTAL OFFENSE: 300 yards or less	0-0	0-0
RUSHING: 200 or more yards	10-0	1-0
RUSHING: 300 or more yards	5-0	0-0
RUSHING ATT: 40 or more	11-1	1-0
PASSING: 200 or more yards	5-2	1-0
PASSING: 300 or more yards	2-2	0-0
PASSING ATT: 25 or more	9-2	2-0
1st DOWNS: at least 20	12-2	2-0
3rd DOWNS: convert 40% or more	8-1	2-0
TURNOVERS: two or less	12-2	2-0

USF DEFENSE

SCORING: allow 15 points or less	3-0	1-0
SCORING: allow 20 points or less	6-0	1-0
SCORING: allow 21 points or more	5-2	0-0
TOTAL OFFENSE: 300 yards or less	5-0	1-0
RUSHING: allow 150 yards or less	8-0	0-0
RUSHING: allow 100 yards or less	4-0	0-0
PASSING: allow 150 yards or less	4-1	1-0
PASSING: allow 100 yards or less	2-0	1-0
1st DOWNS: allow 15 or less	3-0	0-0
3rd DOWNS: convert 33% or less	8-1	2-0
TURNOVERS: two or more	9-0	2-0

TEAM COMPARISON

RUSHING YARDS: USF has more	10-0	0-0
PASSING YARDS: USF has more	7-2	2-0
TOTAL YARDS: USF has more	11-2	1-0
TURNOVERS: USF has fewer	8-1	2-0
TIME OF POSSESSION: advantage	5-2	0-0
1ST DOWNS: USF has more	11-1	2-0
PENALTIES: USF has fewer	4-0	1-0
SPECIAL TEAMS SCORE: USF scores TD	1-0	1-0

USF INDIVIDUALS

RUSHING: 100-yard rusher	7-1	0-0
PASSING: 200-yard passer	6-2	2-0
RECEIVING: 100-yard receiver	4-2	2-0
RUSH/PASS: 100-yard rusher/200-yard passer	3-1	0-0

USF LARGEST CROWDS

1. 99,235	at Penn State	Sept. 3, 2005	L, 23-13
2. 90,612	at Florida	Sept. 12, 2010	L, 38-14
3. 83,524	at Florida State	Sept. 26, 2009	W, 17-7
4. 82,617	at Auburn	Sept. 8, 2007	W, 26-23 OT
5. 80,795	at Notre Dame	Sept. 3, 2011	W, 23-20
6. 78,900	at South Carolina	Sept. 18, 2004	L, 34-3
7. 78,111	at Wisconsin	Sept. 27, 2014	L, 27-10
8. 76,780	at Alabama	Aug. 30, 2003	L, 40-17
9. 74,432	at Oklahoma	Sept. 28, 2002	L, 31-14
10. 72,811	at Florida State	Sept. 12, 2015	L, 14-34
11. 70,401	at Michigan St.	Sept. 7, 2013	L, 21-6
12. 69,383	vs. Florida State	Sept. 29, 2012	L, 30-17
13. 67,012	vs. West Virginia	Sept. 28, 2007	W, 21-13
14. 66,469	vs. Miami	Nov. 28, 2009	L, 31-10
15. 65,948	vs. UCF	Oct. 13, 2007	W, 64-12

USF UNVEILS PLANS FOR 160,000-SQUARE FOOT USF FOOTBALL CENTER

On Nov. 9, 2017, USF unveiled plans for a 160,000-square foot USF Football Center to be located on campus adjacent to the Lee Roy Selmon Athletics Center. The USF Football Center, which is estimated to cost \$40 million and will be a donor-driven project, will expand upon the Morsani Football Practice Complex and feature an 83,000-square foot indoor practice facility housing a 100-yard turf field. The Center will also feature a more than 80,000-square foot, two-level building providing a state-of-the-art home for the entire football program.

USF received a \$5 million gift toward the facility from Pam & Les Muma on Nov. 11, 2017 and has approximately \$11 million in commitments toward the facility to date.

Among the highlights in the initial plans by the global design firm HOK:

- A stunning entry lobby and multi-purpose space for recruiting
- Indoor practice facility with a 100-yard turf field
- More than 12,000-square foot football strength and conditioning center
- Nearly 10,000-square foot football locker room
- Players' lounge and adjacent social patio
- Team auditorium with tiered seating
- Sports medicine and rehabilitation facility
- Nutrition center
- More than 12,000 square feet of team and position meeting spaces
- Coaches and staff offices



PLAY FAST!

USF's offense under Sterlin Gilbert has moved at a rapid fire pace as the Bulls no-huddle attack ranked among the nation's most prolific in yards and plays in 2017.

■ USF ranked second in the nation in 2017 averaging 85.1 plays per game, standing only behind Syracuse (87.8). The Bulls ran faster at home, averaging 87.6 plays per game. The 2017 average was an increase of 13 plays per game over the Bulls 72.6 plays per game average in 2016.

■ The Bulls set a program record, reeling off 101 plays in their 2017 debut under Gilbert at San Jose State.

■ USF ran 84 plays in its 2018 season opener.

MESS WITH THE BULLS, GET THE HORNE

USF freshman WR Terrence Horne tied an NCAA record (held by 24 others) and set a new American Athletic Conference record with two kickoff returns for touchdowns against Georgia Tech (9.8), part of three touchdowns he scored in the game.

■ Horne matched the USF season and career records of two kickoff returns for touchdowns set by Lindsey Lamar (two in 2010).

■ Horne set a new USF and American Conference game record for kickoff return yardage with 264 yards against Georgia Tech, breaking the mark set by Mike Jenkins in 2007 with 192 against Cincinnati.

■ Horne's 98-yard kickoff return for a touchdown against Georgia Tech as the third-longest in program history. He followed that with a 97-yard kickoff return for a touchdown, which tied for the fourth-longest kickoff return in program history.

■ Horne is the only player in the NCAA in 2018 with two kickoff returns for touchdowns. He ranks first in the nation with 282 total kickoff return yardage and second in the NCAA with an average of 47.0 yards per kickoff return.

■ Before coming to USF, Horne won the Class 4A state 100-meter title for Miramar (Fla.) High School.

YOUNG BULLS MAKE IMPACT; ST. FELIX & SANDERS SHINE IN DEBUT

The Bulls' recruiting strength under Charlie Strong and young talent is already shining in 2018 with several redshirt freshmen from his first class figuring into prominent roles as well as several true freshman from the most recent class.

■ Freshman WR **Terrence Horne** scored three touchdowns in the win vs. Georgia Tech. He tied an NCAA record with two kickoff returns for TDs (98 & 97 yards) and had a three-yard TD catch.

■ Redshirt freshman RB **Duran Bell** scored his first career touchdown in the win vs. Georgia Tech, dashing in

from 14 yards out. He ran for 69 yards on 12 carries in his first career game.

■ Redshirt freshman WR **Randall St. Felix** posted the best debut by a wide receiver in program history, grabbing seven receptions for 143 yards and a touchdown vs. Elon.

The mark is tied for the ninth-best in program history. St. Felix's first career reception was a 40-yard TD pass from Blake Barnett on the opening drive of 2018.

■ Redshirt freshman S **Bentlee Sanders** posted 10 tackles and 0.5 TFL in his first career start and game vs. Elon.

■ A combined 19 redshirt (7) and true freshmen (12) (8 offense; 11 defense) figured into the Bulls' 2018 opening depth chart and look to see action. (See Depth Chart)

■ Charlie Strong's first full-cycle recruiting class in 2018 was ranked No. 2 in The American and was particularly strong along the lines. Four true freshmen have earned a position as a back-up at their position along the offensive line. Two true freshmen have seen action in the defensive line rotation and a third is in the depth chart, while eight total, including a pair of linebackers and three defensive backs, are in the defensive depth chart.

"What I always felt you had to do was build your front people first. If I had 25 scholarships and I could sign 25 linemen, I probably would. I'd tell the skill guys, we'll get them another time. We would get big guys. You have to be physical at the point of attack. You've got to be able to stop people. You've got to move people off the ball and control the line of scrimmage. You do that with big guys."

- **Charlie Strong, 9.26.17**

■ TRUE FRESHMEN SEE ACTION IN 2018:

11 true freshmen made their collegiate debut vs. Elon
True Freshmen to play in 2018: OFFENSE: RB Johnny Ford, WR Zion Roland, WR Terrence Horne, OL Donovan Jennings, OL Sebastian Sainterling, OL Brad Cecil and OL Ethan Watson.

DEFENSE: DB Vincent Davis, LB Dwayne Boyles, DL Rashawn Yates, DL Tyrone Barber

2017 MARKED BY CLOSE LOSSES

USF went 10-2, won its second straight bowl game and finished ranked No. 21 in the nation, but 2017 was literally seconds and a couple of plays from being much more.

■ USF's two losses on the year both came on opponent scoring plays that occurred with less than 1:30 to play in the game. A combined total of 1:39 remained on the clock when Houston and UCF scored game winning touchdowns that sent the Bulls to their two losses.

■ Houston converted a fourth-and-24 with 1:07 to play on a scrambling D'Eriq King pass play to keep the Cou-

gars' final drive alive. That drive culminated with a King to Caden Novikoff touchdown pass with :11 to play to give Houston a 28-24 victory in Raymond James Stadium.

■ After USF tied an epic War on I-4 in Orlando at 42-42 on a Quinton Flowers' 83-yard TD pass to Darnell Salomon with 1:41 to play, the Knights' Mike Hughes returned the ensuing kickoff 95 yards for the game-winning TD with 1:28 remaining. USF moved to its own 45 on the following possession when Mitch Wilcox fumbled while trying to gain yards after a reception ending the Bulls' comeback with 49 seconds.

CONTROL THE GROUND GAME

USF's run game has been dominant over the last three seasons and in 2017 the Bulls' run defense joined it:

■ USF ranked in the **Top 25** in both rushing yards and rushing defense in the 2017 NCAA statistics. **The Bulls were one of seven teams in the nation that could claim that in 2017, joined by Alabama, Georgia, Ohio State, Wisconsin, Oregon and Ohio.**

NCAA STATISTICAL RANKINGS

USF..... Ranking

Rushing Defense.....21st (126.9)

Rushing Offense..... 8th (264.1)

OFFENSIVE LINE PROVIDES FOUNDATION

USF returned two juniors and a senior on the offensive line that started at least 10 games in 2017 and are working under the same offensive line coach (Matt Mattox) as the previous season for the first time in six seasons. Second team all-conference right tackle **Marcus Norman** (12 starts), guard **William Atterbury** (10 starts) and left tackle **Eric Mayes** (12 starts) form a solid foundation. It marks the second straight year USF has returned three starters on the offensive line.

■ **Norman** brought 21 straight starts at right tackle into 2018, while **Atterbury** started the first four games of 2016 before suffering a broken lower leg vs. Florida State and brought 14 career starts into 2018.

COACHING STAFF CONSISTENCY

For the first time since the 2011 season, USF returned all members of the primary coaching staff (head coach and nine assistants) from the previous season.

■ Among those returning is offensive coordinator/quarterbacks coach **Sterlin Gilbert** and defensive coordinator/assistant head coach **Brian Jean-Mary**. This is the first time the Bulls have had the same offensive coordinator in consecutive seasons in six seasons, with the last being Todd Fitch (2010-12). The Bulls have not had the same defensive coordinator in consecutive seasons for four seasons, the last being Chuck Bresnahan (2013-14).

■ USF returns offensive line coach/run game coordinator

Matt Mattox, marking the first time in six seasons the Bulls have returned the same offensive line coach since Steve Shankweiler (2010-12).

SEVEN GRADS ON ROSTER

USF's 2018 roster will feature seven players that have earned their degree. **The current graduates on the roster are:** Blake Barnett, Juvuan Brown, Stanley Clerveaux, Vincent Jackson, Eric Mayes, Tyre McCants and Greg Reaves.

BULLS RETURN TOP D IN THE AMERICAN

The USF defense skyrocketed to the top unit in the American Athletic Conference in 2017 under Charlie Strong and first-year defensive coordinator Brian Jean-Mary. In his first season leading a defensive unit, Jean-Mary's Bulls ranked first in The American nearly across the board, leading the league in seven key categories.

Total Defense	1st	359.8 ypg
Scoring Defense	1st	23.5 ppg
Rushing Defense	1st	126.9 ypg
Pass Efficiency Def.	1st	110.53 ypg
Sacks	1st	3.00 spg
Tackles for Loss	1st	8.4 tpg
Interceptions	1st	20

WIN THE TURNOVER BATTLE

■ USF has gained at least one turnover in 13 of the last 14 games and gained at least 2 in 9, including in each of the first two games of 2018. The Bulls rank 9th nationally in turnover margin at 2.00 (+4, 1 turnover lost to 5 gained)

■ USF has collected at least one interception in 12 of last 14 games and rank 5th in the nation with 4 INT on the year after finishing 2017 ranked 2nd. The Bulls grabbed two interceptions in each of the first two games of 2018. Ten players have recorded an interception in the last 14 games, collecting 24 total.

■ USF's defense was ball-hawking and the Bulls' offense took care of the ball in 2017. The Bulls finished the year +10 in turnovers gained to lost and ranked 15th in the nation in turnover margin at 0.83. The Bulls ranked 2nd nationally in interceptions gained and 8th in interceptions thrown with just six.

2017 NCAA STATISTICAL RANKINGS

USF..... Ranking

Interceptions.....	2nd (20)
Turnovers Gained.....	29th (24)
Turnover Margin.....	15th (0.83 - +10)
Interceptions Thrown.....	8th (6)

A PREEMINENT UNIVERSITY

USF was designated a "Preeminent State Research University" by the Florida board of governors in 2018, placing it in elite company with the University of Florida and Florida State University as the only three state universities to earn the designation.

■ The USF System's total enrollment **surpassed 50,000 students** for the first time in the fall of 2017, now with 50,577 students currently enrolled across the three separately accredited institutions: USF Tampa, USF St. Petersburg and USF Sarasota-Manatee. Serving 43,542 undergraduate and graduate students USF Tampa has seen a rise in the average high school GPA of the 2017-18 first time in college (FTIC) class, from 4.08 to 4.12 this year.

■ **INNOVATIVE:** USF is the nation's fifth leading public university in generating new United States utility patents and ranks 12th among universities worldwide.

■ USF is home to students from all 67 Florida counties, all 50 states and more than 145 countries, the USF System continues to admit a very diverse student body.



THE USF FOOTBALL PROGRAM

- The Bulls have had four head coaches in 22 seasons.
- USF was ranked for a program record 20 straight weeks during the 2016 & 2017 seasons.
- The Bulls reached as high as the No. 2 ranking in 2007.
- USF has played in nine bowl games and won six.
- USF has claimed victories in Tampa over Louisville, West Virginia, Pittsburgh, Kansas and North Carolina among others.
- USF has claimed road or neutral site wins over Florida State, Auburn, Clemson, Notre Dame, Miami, Louisville, N.C. State, West Virginia and TCU among others.
- USF has had 28 first-team All-Conference selections, including 1 Offensive Player of the Year, 1 Defensive Player of the Year, 2 Special Teams Players of the Year and 1 Rookie of the Year.
- USF has had five players selected a first-team All-American a total of six times.
- 11 USF players have been part of a Super Bowl team, eight part of the winning team.
- Two former Bulls (Jason Pierre-Paul and Mike Jenkins) have reached the NFL Pro Bowl.



RAYMOND JAMES STADIUM: HOME OF BULLS & BUCS

TOP USF SEASON AVERAGE ATTENDANCE

RANK	AVERAGE	YEAR	GAMES	ATTENDANCE
1.	53,170	2007	6	319,019
2.	52,553	2009	6	315,319

TOP USF GAME CROWDS

RANK	ATTENDANCE	OPPONENT	DATE	WINNER	SCORE
1.	69,383	Florida St.	9/29/2012	FSU	L, 30-17
2.	67,012	West Virginia	9/28/2007	USF	W, 21-13
3.	66,469	Miami	11/28/2009	UM	L, 31-10
4.	65,948	UCF	10/13/2007	USF	W, 64-12
5.	63,976	Cincinnati	10/15/2009	UC	L, 34-17

■ USF is one of the few college programs that play in an NFL Stadium, opened on Sept. 20, 1998.

■ Raymond James Stadium is home to the NFL's Tampa Bay Buccaneers and has hosted two Super Bowls (Super Bowl XXXV in 2001 between the Ravens and Giants and Super Bowl XLIII in 2009 between the Steelers and Cardinals) as well as the 2017 CFP National Championship Game. The stadium will host the 2021 Super Bowl.



WELCOME TO THE SUNCOAST NOTING TAMPA & THE BAY AREA

■ The greater Tampa Bay area has a population of more than 4 million and is one of the fastest growing areas in the country. It is the 11th largest TV market in the United States.

■ Tampa ranks as fifth-most popular American city according to a Pew Research Center study.

■ Tampa ranked as the 5th best outdoor city by Forbes. The area's average highs range 70 to 90 °F year round, and lows 52 to 76 °F.

■ Nicknames: Cigar City & The Big Guava

■ Tampa is near 18 beaches. In 2018, Trip Advisor rated Clearwater Beach No. 1 in the U.S. followed by Siesta Key (No. 2) and St. Petersburg Beach (No. 7).

SEASON HONORS NATIONAL AWARD WATCH LISTS

MACKEY AWARD: Mitchell Wilcox, Jr., TE

OUTLAND TROPHY: Marcus Norman, Jr., T

WUERFFEL TROPHY: Jaymon Thomas, Sr., S

NATIONAL HONORS

Davey O'Brien Great 8 (Week 2): Blake Barnett

Manning Award Stars of the Week (Week 2): Blake Barnett

CFPA HM National Performer of the Week (Week 2): Terrence Horne

Paul Hornung Award Honor Roll (Week 2): Terrence Horne

AMERICAN CONFERENCE

PLAYER OF THE WEEK

Week 2: Special Teams Player of the Week

Terrence Horne, 2 kickoff returns for TDs (98 & 97), 264 return yards

HONOR ROLL

Week 1: Blake Barnett, QB; pass: 305 yds, 3 TD; run: 31 yds, 1 TD

Week 2: Blake Barnett, QB; pass: 207 yds, 2 TD; run: 86 yds, 2 TD

USF PLAYERS OF THE GAME

VS ELON 9.1.18

DEFENSE: Kirk Livingstone (7 tckl, 2.5 TFL) & Khalid McGee (11 tckl)

OFFENSE: Blake Barnett (336 Tot. yds, 4 TD)

SPECIAL TEAMS: Jake Vivonetto (2-2 FG, 4-4 PAT)

VS GEORGIA TECH 9.8.18

DEFENSE: Ronnie Hoggins (10 tckl, INT), Nico Sawtelle (FR & INT)

OFFENSE: Blake Barnett (4 total TD, 207 yds passing, 86 rushing)

SPECIAL TEAMS: Terrence Horne (2 kickoff return for TD, 264 yards)

OFFENSIVE COORDINATOR GILBERT LEADS USF OFFENSE IN SECOND SEASON

Sterlin Gilbert returns to direct the Bulls' offense in his second season as offensive coordinator, marking the first time USF has had the same offensive coordinator in consecutive seasons in six seasons AND the first time Gilbert has returned to direct the offense for the same program since 2013. Prior to this season, Gilbert had served as offensive coordinator/quarterbacks coach at five different programs in the last five seasons.

■ USF ranked 6th nationally in total offense, 8th in rushing and 10th in scoring in Gilbert's first season in 2017.

■ In his six seasons as an offensive coordinator, Gilbert directed offenses have ranked nationally (including FCS rankings while at E. Illinois):

Top 20 in Total Offense: 5 of 6 times

Top 25 in Scoring: 4 times (3 in Top 10)

Top 20 in Rushing: 3 times

Top 15 in Passing: 3 times

■ 5-of-6 offenses Gilbert has directed have averaged more than 470 yards per game, while 4-of-6 have scored more than 36 points per game.

■ The last time Gilbert returned to direct the offense for the same program was in 2013 at Eastern Illinois, he went on to be named FCS Coordinator of the Year. He led the Panther offense to the No. 1 ranking in FCS in scoring (48.2 ypg) and total offense (589.5 ypg), while ranking second in passing (372.4) and 20th in rushing (217.1). Gilbert guided quarterback Jimmy Garoppolo, who went on to win the Walter Payton Award (the FCS Heisman), as he passed for 5,050 yards and 53 TD.

■ Averages of six previous Gilbert led offenses:

37.0 points per game

200.6 rushing yards per game

300.2 passing yards per game

500.8 yards per game

KEY INDICATORS OF SUCCESS

Since the 2013 season, USF has won with overwhelming consistency when reaching the numbers below, with their corresponding win-loss total in the last 5 seasons.

■ **OFFENSE:** 30+ Points: 30-4; 400+ Yards: 40-5; 20+ First Downs: 38-5; More 1st Downs than Opp.: 29-3; More Rushing Yards Than Opp.: 43-6; More Total Yards Than Opp.: 36-4; Have a 100-yard Rusher: 37-9

■ **SCORE:** Leading After 1st QT: 34-5; at Half: 41-5

■ **DEFENSE:** Allowing 20 pts or Less: 18-3;

Allowing 150 Yards Rushing or Less: 25-10;

HERE'S TO 40

USF averaged 38.3 ppg in 2017 and eclipsed 40 points in 5 games in 2017, and 18 of its last 31 overall.

■ USF is 58-1 all-time when scoring 40+ points, including 19-1 since 2015, the loss coming 49-42 at No. 13 UCF in 2017.

AGGRESSIVE BULLS D AMONG NATIONAL LEADERS IN SACKS AND TFL IN 2017

The USF defense has posted seven or more tackles for loss in 9 of its last 11 games and in 10 games total under DC Brian Jean-Mary.

The Bulls posted three or more sacks in eight games.

■ USF opened 2018 with 12.0 TFL and 3.0 sacks in a victory over Elon, as nine players posted a TFL.

■ USF finished 2017 ranked 5th nationally in tackles for loss, posting 8.4 per game. Junior Greg Reaves returns after leading USF with 14.0 TFL in 2017, but the Bulls must replace four of their top five leaders from 2017.

■ USF finished 2017 ranked 11th nationally in sacks, posting 3.0 per game. Greg Reaves (4.0) and Juwan Brown (3.0) are the top returning sack leaders as the Bulls must replace the top three leaders from 2017 that accounted for 18.5 sacks. Each of those players (Bruce Hector (7.0);

Deadrin Senat (6.0) & Mike Love (5.5)) is currently on an NFL roster.

CALL HIM MAJOR

Senior cornerback Ronnie Hoggins has assumed the vocal leadership role on the defense vacated by the graduation of four-year starting linebacker Auggie Sanchez (now a GA at Florida State). Hoggins was given the nickname "Major" by defensive backs coach Blue Adams during 2018 fall camp due to his enthusiastic embracing of the leadership role.

■ Hoggins is the most experienced returning Bull having started 30 career games.

■ He ranked 5th on the team with 53 tackles and logged 10 passes defended and 2 INT in 2017.

MAZZI IS PRETTY JAZZY

Senior cornerback Mazzi (sounds like Jazzy) Wilkins looks to build on a breakout season in 2017.

■ He ranked second on the Bulls with 12 passes defended and second with three interceptions in 2017.

■ The local Tampa product (Plant HS), in his fifth season with the program, played mostly special teams during his first two years on the field and totaled 30 tackles, one pass break-up and no interceptions. He logged 32 tackles in 2017.

■ He missed 14 of 15 spring practices in 2017 with a hamstring injury, but, after being challenged by DB Coach Blue Adams and dedicating himself in the offseason (working very hard on his flexibility), he emerged almost immediately as an impact player.

McCANTS CHASING RECEIVING TD RECORD; LOOKS TO BUILD ON STRONG FINISH TO 2017

Senior wide receiver Tyre McCants entered his senior season as the Bulls' top returning target (36 rec., 686 yds, 7 TD in 2017). He led USF with 7 TD and a 19.1 yards per catch average in 2017.

■ **McCants** posted a career-best 10 receptions and his third career 100-yard receiving game (104) in the victory over Georgia Tech.

■ **McCants** has scored a TD in 4 of his last 5 games (dating to 2017), including a 16-yard TD in the 2018 opener, and totaled 5 TD during that span, including two in a Birmingham Bowl victory over Texas Tech. McCants' 26-yard TD catch with 16 seconds to play sealed the Bulls' comeback victory in the bowl game.

■ **McCants** set a USF game record with 227 yards on nine receptions and a touchdown in an epic War on I-4 battle at UCF. His touchdown came on a 47-yard reception in which he dragged a UCF defender clinging to his jersey tail the last 10 yards into the endzone. That play is currently highlighted on a pair of billboards on I-275 just north of downtown Tampa.

■ **McCants** is a stout 5-11, 240, yet still possess break-away speed. He regularly uses his size to spring Bull runners downfield with punishing blocks.

CAREER RECEIVING YARDS

1. Andre Davis	2,136	2011-14
2. Rodney Adams	1,967	2014-16
3. Carlton Mitchell	1,648	2007-09
4. Dontavia Bogan	1,534	2007-10
5. Hugh Smith	1,523	1999-2002
6. Huey Whittaker	1,447	2001-03
7. Taurus Johnson	1,434	2005-08
8. Charlie Jackson	1,373	1997-2000
9. Tyre McCants	1,364	2015-Present
10. DeAndrew Rubin	1,306	1999-2002

CAREER TOUCHDOWN RECEPTIONS

1. Andre Davis	17	2011-14
2. Rodney Adams	16	2014-16
3. Tyre McCants	14	2015-present
DeAndrew Rubin	14	1999-2002

REAVES EARNS SCHOLLY & DELIVERS!!

Junior defensive end Greg Reaves, a Bay Area native from Manatee HS in Bradenton, walked onto the team in 2015. He promptly earned the team's "Scout Team Award" on defense that season and then got on the field in 2016 making seven tackles on special teams.

■ The former three-sport HS athlete (football, basketball, track) earned a starting job at defensive end during 2017 fall camp and was awarded a scholarship by Charlie Strong during the last week of camp.

■ In 2017 he led the team in TFL (14.0), ranked 6th in tackles (51) and was third in sacks (4.0) while starting all 12 games.

■ Reaves previously attended Air Force Academy Prep School following his Manatee High graduation in 2014. He played safety and middle linebacker in high school.

AUSSIE

First-year Bulls punter Trent Schneider has been tagged with the nickname "Aussie" by coach Charlie Strong for obvious reasons.

■ The 28-year-old Schneider hails from Sydney, Australia where he worked as an apprentice in the construction business for eight years following completion of senior secondary school. He did work in brick laying, tiling, framing, deck building and renovations.

■ Schneider, a former soccer goal keeper with a strong leg launching the ball from his own goal box, posted a video on Facebook that spurred interest from colleges.

■ Schneider's parents and two sisters reside in Australia.

■ He earned CCCAA All-State Region 4 honors, averaging 38.6 ypp at Santa Barbara City College.

■ Schneider will handle punting and kickoff duties for the Bulls.

■ Charlie Strong has had previous experience with Australian kickers recruiting Michael Dickson, also from Sydney, to Texas. The current Seattle Seahawks punter earned the Ray Guy Award and All-America honors at Texas.

BULLS WILL PLAY ANYONE

USF has built a strong non-conference schedule and an opportunity to put its talent on display in the coming years as head coach Charlie Strong is willing to play anyone who will schedule the Bulls.

■ USF has added non-conference series vs. Florida (2022, 2023, 2025), Louisville (2022, 2024, 2026), and N.C. State (2021, 2024) under Strong.

■ The Bulls will take on Georgia Tech (Sept. 8) in Tampa and travel to play Illinois (Sept. 15) in Chicago in 2018.

■ Future non-conference opponents through 2026 also include Texas (2020, 2022, 2024), Wisconsin (2019) and BYU (2019 & 2021).

MCGEE FLOURISHING AT LINEBACKER

Senior Khalid McGee, a safety for his first three seasons, made the move to linebacker late in the 2017 season and has been racking up tackles ever since.

■ McGee leads USF and ranks second in The American posting 10.0 tpg.

■ In his last five games, all playing at linebacker, McGee has registered 45 tackles, 9.0 tackles per game.

■ In his first start at linebacker in the 2018 season opener vs. Elon, McGee posted a career-best 11 tackles.

■ In the final three games of 2017, McGee posted 25 tackles, including leading the team with 10 tackles at No. 12 UCF.

■ McGee started 11 games at safety in 2016 and posted 51 tackles, 4.0 TFL, 1 INT, 2 FR, 1 FF.

■ McGee added 20 pounds to his frame from 2017 fall camp to 2018 and came into the 2018 season at 213 pounds.

■ McGee lost his father, Kevin, to gang violence when he was 5 years old. McGee grew up in the same rough Liberty City neighborhood of Miami as former standout Bulls QB Quinton Flowers. Like Flowers, he wants to become a firefighter when his playing career ends.

SEVEN GRADS ON ROSTER

USF's 2018 roster will feature seven players that have earned their degree. **The current graduates on the roster are:** Blake Barnett, Juwan Brown, Stanley Clerveaux, Vincent Jackson, Eric Mayes, Tyre McCants and Greg Reaves.

AMERICAN CONFERENCE PRESEASON POLL

School	1st Place Votes	Points
EAST		
UCF	25	175
USF	5	140
Temple	-	134
Cincinnati	-	91
UConn	-	51
East Carolina	-	41
WEST		
Memphis	23	171
Houston	4	146
Navy	3	129
SMU	-	72
Tulane	-	68
Tulsa	-	44

2018 SCHEDULE BREAKDOWN

■ **Power 6:** The Bulls will take on two Power 6 opponents in the non-conference season, a first-ever meeting with Georgia Tech in Tampa and a trip to Chicago to face Illinois at Soldier Field in the return game of a series that began in 2017 with a 47-23 USF victory in Tampa.

■ **The American:** USF will open the conference season at home vs. ECU, a team that went 3-9 last year and the Bulls defeated, 61-31, in Greenville. The Bulls will not face 2017 West Division winner Memphis, Navy or SMU. USF will face its first conference road test at Tulsa on Oct. 12, in game No. 6.

■ **Cool Finish:** USF will play two of its last three games on the road, including November dates above the Mason-Dixon Line at Cincinnati (Nov. 10) and at Temple (Nov. 17). The Bulls' last game that far north in November was a 31-6 loss at Rutgers on Dec. 7, 2013.

BULLS ADD 26 IN 2018 CLASS

USF added 26 players (11 offense, 14 defense, 1 special teams) in the class of 2018, including 24 in the early signing period which ranked as the second-most nationally. The Bulls' first full cycle recruiting class under Charlie Strong was ranked No. 2 in The American by Rivals and 247Sports.

QUOTABLE

"They (USF teammates) had every right to (be skeptical). All I wanted to do was prove myself. Prove myself to the coaches, prove myself to the team. I think they're starting to see that. It means a lot for guys to trust and feel like they can depend on me."

- **Blake Barnett, 9.8.18**

"I just love our resiliency, I love the way we just battled. This is a special team. For us to come together and play as well as we played against a really good football team, and a very unique football team — that's what was special about this game today."

- **Charlie Strong, following 10-point fourth quarter comeback vs. Georgia Tech, 9.8.18**

"If he can get to the edge on you, he's gonna take the ball the distance and they're not gonna catch him."

- **Charlie Strong, on Terrence Horne, 9.8.18**

"He has looked the way he looked tonight since spring practice. And even last year, when we redshirted him and he was on scout team, he was making those type of catches. He is just a big, strong, physical receiver, has big hands and is able to make the play. And you look at him, he can stretch it vertical...or he can make the 5-yard catch and turn it into big yardage."

- **Charlie Strong, on RS FR Randall St. Felix, 9.1.18**

"He's what, 20 practices into fall camp? You know he has the ability because he would've never been who he was, being the elite quarterback and everything. But to watch him come out tonight and play well, it's good for his confidence. And it's good for the whole team, because now the whole team sees their quarterback."

- **Charlie Strong, on Blake Barnett, 9.1.18**

"We have to take advantage of our speed. We have enough guys where we can run, so let's get the ball on the perimeter and make people run us down. And if they can catch us, we're not as fast as we thought we were."

- **Charlie Strong, 9.1.18**

"What I always felt you had to do was build your front people first. If I had 25 scholarships and I could sign 25 linemen, I probably would. I'd tell the skill guys, we'll get them another time. We would get big guys. You have to be physical at the point of attack. You've got to be able to stop people. You've got to move people off the ball and control the line of scrimmage. You do that with big guys."

- **Charlie Strong, on line play, 9.26.17**

"Charlie Strong is like the U.S. Army, he gets more done before 8 a.m. than most people do all day (in reference to his 4:30 a.m. wake-up and morning 5-mile runs)."

- **Tom Ramsey, ESPN, 10.14.17**



THE HERD

In 2015, the USF Student Government passed a resolution to officially rename the USF student section The Herd. USF's student section numbers more than 12,000 students, making it among the largest in the nation. Front row fans that arrive early and paint their bodies green and gold are known as The Beef Studs.

BULLS IN THE POLLS - WEEKS IN TOP 25: 46; TOP 20: 30; TOP 15: 12; TOP 10: 4

2018 WEEK	AP	COACHES
Preseason	NR	NR
Week 1	NR	NR
Week 2	NR	NR (9 votes)
Week 3	NR (3 votes)	NR (27 votes)
Week 4		
Week 5		
Week 6		
Week 7		

Week 8
Week 9
Week 10
Week 11
Week 12
Week 13
Week 14

FOR THE RECORD:

HOME; ROAD; CONFERENCE; NON-CONFERENCE MARKS

HOME RECORD

■ **OVERALL:** 94-43 (.686) record in home games since the program started in 1997

RAYMOND JAMES STADIUM: 88-40 (.687)

* USF played the 1997 home schedule and the first two games of the '98 season in Tampa Stadium, going 6-3, moving to Raymond James for the Citadel game in '98.

■ **Winning Home Record:** 16 of 21 seasons.

Undefeated Home Record: 3 seasons: 2002, '01 & '00

One loss Home Record: 8 seasons: 2017, '16, '15, '07, '06, '05, 1999 & '98.

Best Home Record: 7-0 in 2001.

■ **Losing home records:** 5 seasons: 2014 (2-5); 2013 (1-5); 2012 (2-4), 2011 (3-4) and 2004 (2-4).

ROAD GAME RECORD

■ **OVERALL:** 48-59 record in true road games

■ **Road winning road records:**

6 seasons: 2017, '16, '10, '07, '03 & '02

Road .500 record: 4 seasons: 2009, '08, '06 & 1998

■ **CONFERENCE ROAD GAMES:** 26-30

Most Wins in a season: 4 (2016)

CONFERENCE RECORD

After spending the first six seasons of program history as an independent, USF joined Conference USA in 2003 and moved to the BIG EAST in 2005. Realignment morphed the BIG EAST into the American Athletic Conference in 2013.

■ USF is 54-58 in its 16th year as a conference member.

AMERICAN: 24-16 (.600); 6th season;

BIG EAST: 22-34 (.392) eight seasons;

C-USA: 8-8 (.500) two seasons.

■ **AAC East Division:** 13-2 (.866), 4th season

Losses: at UCF (2017), at Temple (2016)

■ **Most wins in a season:** 7, 2016.

■ **Conference Openers:** 9-6, 4-1 in The American.

NON-CONFERENCE RECORD

OVERALL: 44-22 (.666) in regular-season, non-conference games in 16th season as a conference member.

■ **AMERICAN:** 10-10, 6th season.

■ **BIG WINS Since 2007:** at Notre Dame (2011), vs. Miami (2010), at Florida State (2009), at N.C. State (2008), vs. No. 10 Kansas (2008), at Auburn (2007) & vs. North Carolina (2007).

■ **BIG EAST (2005-2012):** 30-9 (.769) in regular-season, non-conference matchups in 8 seasons.

■ **C-USA:** 3-3 (.500) record in two seasons.

ASSOCIATED PRESS (Week 3)

RK	TEAM	RECORD	PTS	TREND
1	Alabama(54)	2-0	1517	—
2	Clemson(6)	2-0	1430	—
3	Georgia	2-0	1407	—
4	Ohio State	2-0	1288	—
5	Oklahoma	2-0	1263	1
6	Wisconsin(1)	2-0	1227	1
7	Auburn	2-0	1224	—
8	Notre Dame	2-0	1022	—
9	Stanford	2-0	992	1
10	Washington	1-1	884	1
11	Penn State	2-0	836	2
12	LSU	2-0	830	1
13	Virginia Tech	2-0	794	1
14	West Virginia	2-0	793	—
15	TCU	2-0	678	1
16	Mississippi State	2-0	654	2
17	Boise State	2-0	500	3
18	UCF	2-0	494	1
19	Michigan	1-1	385	2
20	Oregon	2-0	301	3
21	Miami	1-1	299	1
22	USC	1-1	250	5
23	Arizona State	2-0	139	NR
24	Oklahoma State	2-0	119	NR
25	Michigan State	1-1	104	10

Votes: USF received 3 votes

COACHES POLL (WEEK 3)

RK	TEAM	RECORD	PTS	TREND
1	Alabama(59)	2-0	1571	—
2	Clemson(3)	2-0	1481	—
3	Georgia	2-0	1437	—
4	Ohio State(1)	2-0	1391	—
5	Oklahoma	2-0	1319	—
6	Wisconsin	2-0	1252	—
7	Auburn	2-0	1221	—
8	Notre Dame	2-0	1029	—
9	Stanford	2-0	1010	—
10	Penn State	2-0	930	—
11	Virginia Tech	2-0	862	3
12	Washington	1-1	852	1
13	LSU	2-0	850	2
14	TCU	2-0	743	2
15	West Virginia	2-0	727	2
16	Mississippi State	2-0	650	2
17	Boise State	2-0	507	2
18	UCF	2-0	438	2
19	Oklahoma State	2-0	325	4
20	Miami	1-1	296	1
21	USC	1-1	295	9
22	Michigan	1-1	270	—
23	Oregon	2-0	255	NR
24	Michigan State	1-1	152	11
25	Arizona State	2-0	92	NR

Votes: USF received 27 votes

VS. RANKED TEAMS

■ **UNDER STRONG:** 0-1

2017: 0-1; fell to No. 13/12 UCF (49-42).

■ **OVERALL RECORD:** 11-23 all-time vs. FBS ranked teams since joining the FBS in 2000.

15-28 overall vs. ranked foes, including a 4-5 record vs. I-AA (FCS) teams from 1997-2000.

■ **LAST WIN:** W, 52-45 vs. No. 22 Navy on Oct. 28, 2016 in Raymond James Stadium.

■ **AT HOME:** USF is 7-11 at home vs. FBS ranked teams, last posting a win with a 52-45 win vs. No. 22 Navy, Oct. 28, 2016.

■ **ON THE ROAD:** 4-11 on the road vs. FBS ranked, last posting a win with a 23-20 victory at No. 16/18 Notre Dame on Sept. 3, 2011.

Wins vs. ranked teams on the road: W, 24-19 at No. 9 West Virginia (2006); W, 26-23 at No. 17 Auburn (2007); W, 17-7 at No. 18 Florida State (2009); W, 23-20 at No. 16 Notre Dame (2011)

Future Non-Conference Schedules

2019		2020		2021		2022		2023		2024		2025	
Aug. 31	WISCONSIN	Sept. 5	at Texas	Sept. 2	at N.C. State	Sept. 3	TEXAS	Sept. 2	at W. Kentucky	Aug. 31	W. KENTUCKY	Aug. 30	at N. Illinois
Sept. 7	at Georgia Tech	Sept. 19 Sept. 26	NEVADA at FAU	Sept. 11	C. MICHIGAN	Sept. 17	at Florida	Sept. 9	FLORIDA	Sept. 7	at Texas	Sept. 6	at Florida
Sept. 14	at C. Michigan			Sept. 24	at Louisville	Sept. 16	SAN JOSE ST.	Sept. 14	N.C. STATE				
Oct. 12	BYU			Oct. 22	UMASS			Sept. 21	LOUISVILLE				

BULLS IN THE NFL

USF has 10 former Bulls on active NFL rosters (Sept. 3)

Player (Pos.)	Team (Yrs with Team)
Bruce Hector (DL)	Eagles (2018)
Aaron Lynch (DL)	Bears (2018)
Marlon Mack (RB)	Colts (2017-18)
Terrell McClain (DT)	Falcons (2018)
Deatrick Nichols (DB)	Cardinals (2018)
Jason Pierre-Paul (DE)	Buccaneers (2018)
Austin Reiter (OL)	Chiefs (2018)
Deadrin Senat (DL)	Falcons (2018)
Marquez Valdes-Scantling (WR)	Packers (2018)
Kayvon Webster (DB)	Texans (2018)



USF STUDENTS BRING THE NOISE TO RAY JAY

- USF boasts one of the largest student sections in the country with 12,501 seats allocated to students and the ability to place as many as 16,000+ in the stadium.
- USF students occupy the north endzone at Raymond James Stadium just below the Buccaneers pirate ship.
- **The Beef Studs** are the most passionate student supporters who regularly occupy the first row and paint their bodies green and gold while donning bull horns.

USF FOOTBALL RADIO SHOW

The USF Football Radio Show airs live at World of Beer on East Fowler Ave. (near the USF campus). Bulls Head Coach Charlie Strong will meet fans at the weekly show which broadcasts live from World of Beer throughout the season. Hosted by the Voice of the Bulls Jim Louk and analyst Sam Barrington, The USF Football Radio Show airs from 6-7 p.m. on the USF Radio Network (820 AM locally) and can be streamed live via the iHeart Radio Bulls Unlimited channel. The show will air ten times on Thursday nights and twice on Wednesday nights, when the Bulls play on Friday night (at Tulsa, vs. UCF).



PLAYERS TO WATCH: SPECIAL TEAMS


K
42



JAKE VIVONETTO • 5-8 • 190 • SR

- 2-of-2 on FG & 4-of-4 on PAT in USF debut vs. Elon (Sept. 1), FG: 33 & 41 yds
- Missed Georgia Tech game due to illness.
- Kicked for John Carroll University for one season in 2015, making 7-of-9 field goal attempts with a long of 43 yards.
- Hit on 25-of-26 extra points at John Carroll.


P
39



TRENT SCHNEIDER • 6-0 • 197 • SO

- 37.6 ypp average, 3 inside the 20, also handles kickoffs: 57.8 ypk, 3 touchbacks
- 4 punts for 36.8 ypp average, 49-yd long, 2 inside 20 in debut vs. Elon (Sept. 1)
- A 28-year-old native of Sydney, Australia, joined the team in the spring of 2018.
- Worked for 8 years in construction before returning to school.
- Earned all-state honors at Santa Barbara City College (2016), averaging 38.6 yards per punt on 48 attempts.

KR
80



TERRENCE HORNE JR • 5-7 • 176 • FR

- Returned two kickoffs for TDs (98 & 97 yds) vs. Georgia Tech & also had a receiving TD in the game.
- Leads the nation in KR TDs, ranks 2nd at 47.0 yards per kickoff return
- Set USF & conference game kickoff return yardage record with 264 vs. Georgia Tech
- 2018 Florida 4A state 100-meter champion, 10.29 best 100-meter time.

WHERE THE BULLS ARE FROM



BULLS BY STATE

FLORIDA: 98 (91 % OF TEAM)
GEORGIA: 5
CALIFORNIA: 2
OHIO: 1
VIRGINIA: 1
AUSTRALIA: 1

FLORIDA BULLS

BAY AREA: 36 (33% OF TEAM)
MIAMI/FT. LAUDERDALE: 20
JACKSONVILLE/PANHANDLE: 15
ORLANDO/CENTRAL FLORIDA: 10
FT. MYERS/CAPE CORAL: 6

BULLS BY ELIGIBILITY

TRUE FRESHMEN: 32
REDSHIRT FRESHMEN: 15
SOPHOMORES: 24
JUNIORS: 21
SENIORS: 16

TRUE & REDSHIRT FRESHMEN: 47
UNDERCLASSMEN: 71
UPPERCLASSMEN: 37
TOTAL ROSTER: 108



HEAD COACH CHARLIE STRONG

2nd Season at USF (12-2)

9th Season Overall (65-39)

Central Arkansas, 1982

1 OF 13

Strong is one of 13 African-American FBS head coaches in college football and is one of two such coaches in The American. Joining Strong on the list are Dino Babers (Syracuse), Herm Edwards (Arizona St.), James Franklin (Penn State), Mike Jinks (Bowling Green), Derek Mason (Vanderbilt), Scottie Montgomery (East Carolina), David Shaw (Stanford), Lovie Smith (Illinois), Kevin Sumlin (Arizona), Willie Taggart (Florida State), Frank Wilson (UTSA) and Everett Withers (Texas State).

STRONG TAKES OVER BULLS

A strong recruiter and one of the best defensive minds in college football, Charlie Strong was named the fourth head coach in USF football program history on Dec. 11, 2016. A two-time Big East Coach of the Year while at Louisville, Strong was also a vital part of two national championships as defensive coordinator at the University of Florida. He also had head coaching stints at the University of Texas (2014-16) and the University of Louisville (2010-13). Strong's appointment at USF returned him to the state of Florida, where he has spent 17 of his 36 seasons as a collegiate coach.

STRONG AT A GLANCE

CAREER

- ▶ Three 10-plus win seasons and six bowl games in eight seasons as a head coach.
- ▶ Led Louisville to four straight bowl games and Big East Championships in 2011 & 2012.
- ▶ Went 37-15 in four seasons leading Louisville.
- ▶ Two-time Big East Coach of the Year (2010 & 2012).
- ▶ Led Louisville to a 33-23 victory over No. 4 Florida in the 2013 Sugar Bowl.
- ▶ Two Louisville teams finished in top 15 of final rankings.
- ▶ Posted two top 10 ranked recruiting classes at Texas.
- ▶ Defensive coordinator on two national championship teams at Florida (2006 & 2008) under Urban Meyer.
- ▶ Since 1995, has coached 15 first round NFL Draft picks and 38 players taken in the first four rounds.
- ▶ At Florida, coached a National Defensive Player of the Year, a Jack Tatum Award winner, two SEC Defensive Freshmen of the Year, two Thorpe Award finalists, two Nagurski Trophy finalists and the 2008 Chevrolet Defensive Player of the Year.
- ▶ His 2006 Florida defense set a BCS record for fewest yards allowed in the national title game, holding Ohio State to only 82 total yards.
- ▶ Defensive coordinator in the SEC for 11 seasons.
- ▶ Served on coaching staffs under Lou Holtz at Notre Dame and South Carolina.

PERSONAL

- ▶ Rises before 5 a.m. and runs 5 miles six days a week.
- ▶ Wanted to be a college professor growing up.
- ▶ His mother, Delois Ramey, was a sharecropper's daughter with eight children.
- ▶ He was raised with 12 other children in a four-bedroom house in Batesville, Ark.
- ▶ He didn't have his own bed all to himself until he arrived at Central Arkansas.
- ▶ He walked on at Central Arkansas (NAIA program) and earned a scholarship in his second year.
- ▶ Became a two-time first-team All-Arkansas Intercollegiate Conference selection.

STRONG RECORD AS HEAD COACH

SEASON	W	L	PCT.	NOTES
2010 (LOUIS)	7	6	.538	Beef O'Brady's Bowl (W)
2011 (LOUIS)	7	6	.538	Belk Bowl (L)
2012 (LOUIS)	11	2	.846	Sugar Bowl (W)
2013 (LOUIS)	12	1	.923	Russell Athletic Bowl (W)
2014 (TEX)	6	7	.461	Texas Bowl (L)
2015 (TEX)	5	7	.416	top 10 recruit class
2016 (TEX)	5	7	.416	top 10 recruit class
2017 (USF)	10	2	.833	Birmingham Bowl (W)
2018 (USF)	2	0		
TOTALS	65	39	.625	7 Bowl games (4-3)

"There's no reason why we don't go out and compete for championships year-in and year-out. It's a special place that is totally committed to winning on the field, as well as off the field."

- Charlie Strong, at introduction as USF's fourth head coach

STRONG FILE

EDUCATION

- B.S. in education, Central Arkansas (1982)

FOOTBALL COACHING EXPERIENCE

- 2017-present: Head Coach, USF
- 2014-16: Head Coach, Texas
- 2010-13: Head Coach, Louisville
- 2008-09: Assoc. Head Coach/Def. Coord., Florida
- 2005-07: Asst. Head Coach/Def. Coord., Florida
- 2004: Interim Head Coach/Def. Coord., Florida
- 2003: Def. Coordinator/Def. Ends, Florida
- 1999-2002: Def. Coordinator, South Carolina
- 1995-98: Defensive Line, Notre Dame
- 1994: Assoc. Head Coach/Def. Tackles, Florida
- 1991-93: Defensive Ends, Florida
- 1990: Wide Receivers, Mississippi
- 1988-89: Outside Linebackers, Florida
- 1986-87: Wide Receivers, Southern Illinois
- 1985: Graduate Assistant, Texas A&M
- 1984-85: Graduate Assistant, Florida

FOOTBALL PLAYING EXPERIENCE

- 1979-81: three-time all-conference safety, Central Arkansas

PERSONAL

- Born: Aug. 2, 1960 (58)
- Wife, Vicki
- Son: Tory; daughters: Hailee & Hope

2018 USF FOOTBALL STAFF



STERLIN GILBERT
Offensive Coordinator/Quarterbacks
Alma Mater: Angelo State, '02
 2nd Season with USF



JUSTIN BURKE
Tight Ends Coach/Special Teams
Alma Mater: Louisville, '09
 2nd Season with USF



SHAUN KING
Running Backs Coach
Alma Mater: Tulane, '98
 3rd Season with USF



MATT MATTOX
Offensive Line Coach/Run Game
Alma Mater: Houston, '05
 2nd Season with USF




CHARLIE WILLIAMS
Wide Receivers
Alma Mater: Colorado State, '82
 2nd Season with USF



CLIFF SNOW
Director of Football Operations
Alma Mater: Central Connecticut St., '83
 2nd Season with USF



MIKE GIGLIO
Director of Player Personnel
Alma Mater: Florida, '08
 2nd Season with USF



BRIAN JEAN-MARY
Defensive Coordinator/Linebackers
Alma Mater: Appalachian State, '98
 2nd Season with USF




BLUE ADAMS
Defensive Backs Coach
Alma Mater: Cincinnati, '03
 2nd Season with USF




DAMON COGDELL
Defensive Ends Coach
Alma Mater: West Virginia, '99
 2nd Season with USF




SEAN CRONIN
Defensive Tackles Coach
Alma Mater: Georgetown College, '02
 2nd Season with USF



TOMMY RESTIVO
Safeties Coach
Alma Mater: Georgetown College, '06
 1st Season with USF



PAT MOORER
Head Strength & Conditioning Coach
Alma Mater: Florida, '92
 2nd Season with USF



PHIL CANE
Video Coordinator
Alma Mater: USF, '13
 11th Season with USF

USF ATHLETIC COMMUNICATIONS

4202 E. Fowler Ave., ATH 100,
Tampa, FL 33620
OFFICE: 813-974-2125 FAX: 813-974-5328

Associate AD/Communications/

Football Contact: Brian Siegrist
Siegrist@USF.edu

Cell: 813-293-3897

Assistant Communications Director/

Secondary Football: Jay D'Abramo
Jdabramo@USF.edu

Cell: 813-210-7333

Assistant Communications Director/

Secondary Football: Lorie Garnett
Lorigarnett@USF.edu

Cell: 209-993-1417

Website: www.GoUSFBulls.com



USF MEDIA POLICIES

WEEKLY PRESS CONFERENCE

USF holds a weekly press conference every Monday at 11:30 a.m. during regular game weeks. Coach Strong will be available in the Hall of Fame Room of the Selmon Athletics Center.

CREDENTIAL REQUESTS

The online application process for football credentials can be found at www.sportssystems.com/usf. If you are requesting multiple credentials for a group, a form must be submitted for each person. A USF staff member will then send you a confirmation e-mail. Individual game credential requests must be made by noon on Wednesday of each game week. These credentials will be available for pickup at USF, starting Thursday at noon.

INTERVIEW POLICIES

Under no circumstances should media members contact USF coaches or student-athletes without prior consent and approval from Associate Director of Athletics Brian Siegrist or Assistant Communications Director Jay D'Abramo. The same policy applies to the family members of student-athletes. To request interviews outside of regularly-scheduled availabilities, please contact the USF Communications department at least 24 hours in advance.

PLAYER INTERVIEWS

Players will be available three times per week during a normal game week. Those availabilities will occur after practices on Tuesday, Wednesday and Thursday and during requested one-on-one periods on Thursday. To request a specific player for sit-down feature interviews, please contact the USF Communications department at least 24 hours in advance.

STAFF INTERVIEWS

Coach Strong will be available two times per week during normal game weeks. Strong is available Monday during the AAC Conference Call (12:10 p.m.), Tuesday during his weekly press conference (noon). USF Offensive and defensive coordinators will be available after practice on Wednesdays.

POSTGAME POLICY

The USF locker room is closed at all times. Coach Strong will address the media following his post-game with the team. USF will take interview requests for players at the beginning of the fourth quarter. On the road, USF will conduct interviews at the designated location by the host institution.

AMERICAN ATHLETIC CONFERENCE TELECONFERENCE

The American Athletic Conference football coaches will hold a weekly teleconference for the media taking place each Monday during the season. Each coach will be available for approximately 10 minutes.

Media members who wish to access the teleconference may dial 800-263-0877. The confirmation code is 4342705.

11:00 a.m.	Ken Niumatalolo, Navy	Noon	Luke Fickell, Cincinnati
11:10 a.m.	Sonny Dykes, SMU	12:10 p.m.	Charlie Strong, USF
11:20 a.m.	Randy Edsall, UConn	12:20 p.m.	Geoff Collins, Temple
11:30 a.m.	Scottie Montgomery, East Carolina	12:30 p.m.	Mike Norvell, Memphis
11:40 a.m.	Philip Montgomery, Tulsa	12:40 p.m.	Josh Heupel, UCF
11:50 a.m.	Major Applewhite, Houston	12:50 p.m.	Willie Fritz, Tulane


COLLEGEPRESSBOX.COM

CollegePressBox.com is a great resource for media covering the Bulls and the AAC. Not only does it have media guides from the entire conference, but it also houses logos, head shots, action shots and much more. For access to the site, email Ted Gangi at webmasteratcollegepressbox.com.


WEEKLY USF FOOTBALL MEDIA SCHEDULE

MON	TUES	WED	THURS	FRI	SAT	SUN
News Conference 11:30 AM: Strong AAC Teleconference: Strong (12:10 pm)	Practice: 6:00 AM No Access 4:00 PM Avail: Selected Players	Practice: 6:00 AM No Access 4:00 PM Avail: Selected Players Off Coord. Def. Coord. Selected Players	Practice: 2:30-4:30 PM No Access Radio Show: 6-7 PM (820 AM) World of Beer	No Availability	GAME DAY Post game availability	No Availability


PLAYERS TO WATCH: DEFENSE

CB
19**RONNIE HOGGINS • 5-8 • 177 • SR**


- 2017: 53 tackles, 2 INT, 10 passes defended (5th on team in tackles)
- Led USF with 9 tackles & 2 PBU in the 2017 Birmingham Bowl
- CAREER: 144 tackles, 7 INT, 24 passes def., 30 starts (11 in 2017)
- 28 career interceptions in HS, 15 in senior season (4 returned for TDs)

S
18**JAYMON THOMAS • 6-3 • 193 • SR**


- Career-best 11 tackles & added 1.5 TFL in 2018 opener vs. Elon
- 2017: 44 tackles, 1.0 TFL, 1 INT
- Wuerffel Trophy candidate, 3.48 GPA (health sciences), set to graduate in Dec.
- CAREER: 121 tackles, 7.5 TFL, 1 INT, 2 FR, 2 FF, 13 starts

S
20BAY AREA
NATIVE**BENTLEE SANDERS • 5-9 • 175 • RSFR**


- Posted 10 tackles and 0.5 TFL in his first career game in the opener vs. Elon
- Made his first career start in 2018 opener vs. Elon
- Had a forced fumble vs. Georgia Tech and ranks third on the team with 13 tackles
- Business major who earned USF Athletics Honor Roll in spring of 2018.

CB
23BAY AREA
NATIVE**MAZZI WILKINS • 6-0 • 181 • SR**


- 2017: 32 tackles, 3 INT, 12 passes defended (2nd on team INT & pass defense)
- Was among the national leaders in passes defended for most of 2017
- First season as a starter in 2017
- CAREER: 69 tackles, 3 INT, 13 passes defended, 11 starts

LB
2**KHALID MCGEE • 5-10 • 199 • SR**


- Career-best 11 tackles in 1st start at LB in 2018 season opener vs. Elon
- Leads the team and ranks second in the AAC with 20 tackles (10.0 tpg)
- Started 11 games at Safety in 2016: 51 tackles, 4.0 TFL, 1 INT, 2 FR, 1 FF
- CAREER: 126 tackles, 10.5 TFL, 1 INT, 3 FR, 2 FF, 12 starts

LB
54**NICO SAWTELLE • 6-2 • 222 • JR**

- Had five tackles, one interception and a fumble recovery vs. Georgia Tech
- 4 tackles, 2.5 TFL & 1 sack in 2018 season opener vs. Elon
- Tied for the team lead with 2.5 TFL
- 2017: 54 tackles, 4.5 TFL, 1.5 sacks, 2 INT, 1 FR, 12 starts

DE
55BAY AREA
NATIVE**JOSH BLACK • 6-2 • 252 • SR**


- Had a career-high six tackles to go along with one sack and 1.5 TFL vs. GT
- Has played in 25 career games, including all 12 in 2017, with one start
- 2013 all-state first team and Tampa Bay Times Defensive Player of the Year
- CAREER: 40 tackles, 7.0 TFL, 3.5 sacks, 1 Forced Fumble

DT
99**KEVIN BRONSON • 6-4 • 282 • SR**

- Only SR starter on D-line, played behind NFL DT's Deadrin Senat & Bruce Hector
- 2017: 12 tackles, 2.5 TFL, 0.5 sacks
- Started 5 career games and played in 34 games
- CAREER: 59 tackles, 14.0 TFL, 4.0 sacks, 1 INT, 1 FF

DE
4BAY AREA
NATIVE**GREG REAVES • 6-2 • 248 • JR**

- 2017: 51 tackles, 14.0 TFL, 4.0 sacks, 3 PBU, 7 QBH, 12 starts
- Led USF in TFL & 4th in sacks in 2017
- Former walk-on who earned a scholarship the last week of 2017 fall camp
- Played safety in high school and occasionally drops in coverage at USF

DE
94**KIRK LIVINGSTONE • 6-4 • 263 • JR**

- Had career-best 7 tackles, 2.5 TFL, 1 sack & 1 FF in 2018 opener vs. Elon
- Tied for the team lead with 2.5 TFL
- Posted 30 tackles, 5.5 TFL, and 2.0 sacks in 2016
- An Honor Roll & All-Academic team member studying pharmacy.

DEFENSIVE NOTES

SIGNIFICANT DEFENSIVE RETURNERS

■ Junior defensive end **Greg Reaves** led the Bulls with 14.0 tackles for loss and added 4.0 sacks, 7 quarterback hurries and 51 tackles in 2017, his first year with significant playing time on defense.

■ Three starters in the secondary – **Ronnie Hoggins**, **Jaymon Thomas** and **Mazzi Wilkins** – all of which will be seniors in 2018. Wilkins ranked second on the team with 12 passes defended and three interceptions in 2017. Hoggins ranked fifth with 53 tackles and added two interceptions and 10 passes defended.

■ Junior linebacker **Nico Sawtelle** started all 12 games and ranked fourth on the team with 54 tackles in 2017.

SIGNIFICANT DEFENSIVE LOSSES

■ All-time USF leading tackler **Auggie Sanchez**, who made 50 straight starts at middle linebacker, led USF in tackles in each of the last three seasons, earning all-conference honors each season (1st team in 2017) and recorded a USF record 388 career tackles.

■ Three of four starters on the defensive line, including all-conference tackles **Deadrin Senat** (1st team) and **Bruce Hector** (2nd team). Senat finished second on the team with 66 tackles while adding 10.5 tackles for loss and 6.0 sacks. Hector led USF for the third straight season with 7.0 sacks and added 13.0 tackles for loss and 38 tackles.

■ All-conference defensive backs **Deatrick Nichols** (a three-time selection) and **Devlin Abraham** (2017). Abraham led USF with five interceptions in 2017 and had nine on his career while Nichols led USF with 15 passes defended, ranked third with 56 tackles and added three interceptions in 2017 – finishing with 11 interceptions on his career.

POSITION MOVEMENT

Several players have shifted positions entering 2018. Senior **Khalid McGee** moved from safety to linebacker. He has 11 starts and 36 games played at safety, but saw action at linebacker in USF's last four games of 2017, including posting 10 tackles at UCF. Senior **Ronnie Hoggins**, who has 28 starts at cornerback (including 11 in 2017), has moved to nickel following a successful similar move made by all-conference defensive back Deatrick Nichols last year. Sophomore **Naytron Culpepper**, who started the final two games of 2017 at cornerback, has moved to safety. Junior **Marlon Gonzalez**, who missed 2017 with an injury, has moved from defensive tackle to offensive guard. Senior **Chris Barr**, who appeared in 13 games as a slot receiver as a true freshman and has 29 catches for 259 yards on his career, moved to cornerback in the spring and played well. Junior **Deangelo Antoine** moved from receiver to safety in fall camp.


VETERAN SECONDARY

The returners in the USF secondary brought 41 career starts into the 2018 season, led by cornerback **Ronnie Hoggins** whose 28 career starts led all returning Bulls. USF returned three seniors in the secondary that started at least nine games in 2017 and sophomore **Naytron Culpepper** played in 10 games with two starts as a true freshman. Senior **Jaymon Thomas** brought 12 career starts (9 in 2017) and 106 career tackles into his final campaign. Senior **Mazzi Wilkins** posted three interceptions, 32 tackles and 12 passes defended in 2017 while starting 10 games. He had played in 35 games entering 2018. Hoggins posted 53 tackles, two interceptions and 10 passes defended in 2017 and brought 132 tackles and six interceptions into his final season. He will move to the nickel from his cornerback position, mirroring the move made by three-time all-conference defensive back Deatrick Nichols last year.


PLAYERS TO WATCH: OFFENSE

QB
11**BLAKE BARNETT • 6-5 • 217 • JR**

- 305 yds & 3TD passing, 31 yards & 1 TD rushing in USF debut in opener vs. Elon
- Leads USF with 117 rushing yards and has thrown for 512 yards and 5 TDs
- Graduate transfer, played in 4 games at Arizona St. (2017) & 3 at Alabama (2016)
- A 5-star recruit and MVP of the 2014 Elite 11 Quarterback Competition
- **CAREER Prior to USF:** 14-of-24, 259 yards, 2 TD, 1 INT, 45-yard long

WR
8**TYRE MCCANTS • 5-11 • 248 • SR**

- Career-best 10 catches & 3rd career 100-yard game (104) vs. G-Tech
- Big, physical, explosive, fast, tremendous blocker; 19.1 ypc in 2017 led team
- USF game record 227 yards on nine catches at UCF (2017)
- **CAREER:** 84 catches for 1,364 yards (9th at USF) & 14 TD (T3rd at USF)

WR
3**DARNELL SALOMON • 6-3 • 207 • JR**

- 2017: 32 catches for 512 yds, 5 TD & 16.0 ypc (all ranked 3rd on team)
- Career-best 139 yards on 5 catches, 83-yard TD at UCF (2017)
- Caught at least one pass in 10 games, 4 TD catches of 25+ yards in 2017
- 4-star recruit offers: Alabama, Clemson, LSU & Notre Dame, parents from Haiti

WR
6**RYESHENE BRONSON • 6-3 • 205 • SR**

- Missed the 2017 season after a shoulder injury in the preseason
- Played in 35 career games, 10 receptions for 188 yards & 1 TD in 2016
- 113 yds vs. NIU in 2016, 75-yard TD vs. N.C. State in 2014
- **CAREER:** 32 rec, 547 yds, 3 TD, 75-yard long

WR
84**RANDALL ST. FELIX • 6-2 • 205 • FR**


- Set USF receiving debut record making 7 catches for 143 yards & 1 TD in 2018 opener vs. Elon. 1st USF reception was 40-yard TD, also had 52-yard catch.
- Outstanding spring and fall camp after redshirting 2017
- A three-star recruit by Rivals out of Miami.

TE
89
BAY AREA
NATIVE**MITCHELL WILCOX • 6-4 • 245 • JR****MACKEY AWARD CANDIDATE • 2016 2ND TEAM ALL-AAC**

- Career high 4 catches & 1 TD in 2018 opener vs. Elon.
- 2017: 17 catches for 158 yards & 2 TD
- A strong blocker who loves contact and springs many big gains
- **CAREER:** 35 catches for 509 yards & 5 TD

RB
2**JORDAN CRONKRITE • 5-11 • 207 • JR**

- Rushed nine times for 39 yards in his USF debut against Georgia Tech
- 2017: Redshirt season after transferring from Florida
- Most experienced running back, 2 seasons & 24 games at Florida. A 4-star recruit.
- **CAREER:** 75 carries, 302 yards, 4TD & 26 rec., 209 yards, 2 TD

RB
22
BAY AREA
NATIVE**DURAN BELL JR • 5-10 • 174 • FR.**


- Ran 12 times for 69 yards and a 14-yard TD in debut vs. Georgia Tech
- One of the Bulls' fastest players, will also line-up in the slot and return kicks
- Ran for 1,801 yards and 22 TD in HS career
- A local Tampa product that played at Hillsborough High School

RB
31**ELIJAH MACK • 6-0 • 214 • SO**


- Size & physical style make him a strong fit with the Bulls' physical run game
- Had a strong spring, showing flashes of a burst and downhill style
- Ran for 1,280 yards and 23 touchdowns in his senior year of high school

G
78
BAY AREA
NATIVE**WILLIAM ATTERBURY • 6-4 • 305 • JR**

- Started last 10 games of 2017 at right guard
- 16 career starts, four starts at right tackle in 2016
- Helped lead the way for 3,169 rushing yards & 30 TD in 2017

T
55**ERIC MAYES • 6-4 • 295 • SR**

- Started all 12 games at left tackle in 2017
- Converted from a defensive lineman to offensive tackle in 2016
- Helped lead the way for 3,169 rushing yards & 30 TD in 2017
- One of the most outgoing and vocal Bulls

T
77**MARCUS NORMAN • 6-6 • 301 • JR****OUTLAND TROPHY CANDIDATE • 2017 2ND TEAM ALL-AAC**

- 23 straight starts at right tackle.
- Taken on leadership role on offense and transformed body for junior campaign.
- USF back-to-back 3,000-yard rushing seasons/15th in FBS in sacks allowed (1.15)

OFFENSIVE NOTES

SIGNIFICANT OFFENSIVE RETURNERS

■ Three of five starters on the offensive line, all of which started at least 10 games in 2017. Right tackle **Marcus Norman** was a second team all-conference selection and has started 21 straight games.

■ Three of the top four receivers from 2017, including senior **Tyre McCants**, who set a USF record with 227 yards at UCF, and junior **Darnell Salomon**, who posted 139 yards at UCF and had TD catches in each of the final three games. Returners accounted for 114 receptions for 1,701 yards and 15 touchdowns in 2017.

■ Junior tight end **Mitchell Wilcox**, a two-year starter and 2016 all-conference selection that has 29 career receptions for 436 yards and 4 TD.

SIGNIFICANT OFFENSIVE LOSSES

■ Three-year starting quarterback **Quinton Flowers**, owner of 42 school records, including career total offense (11,802), career rushing (3,672) and total TD responsible for (112).

■ The top three rushers from 2017, which all ran for 750 or more yards and combined for 2,817 yards and 29 touchdowns on the ground.

■ Leading receiver **Marquez Valdes-Scantling**, who set a program record with 879 receiving yards on 53 receptions in 2017 with 6 TD.

BULLS TO UTILIZE BIG AIR CORPS

The Bulls return four of their top six receivers from 2017 and 15 of their 25 TD receptions. Four wideouts in the depth chart check in at 6-2, 205 or larger and 5-11, 240-pound Tyre McCants is one of the most physical receivers in the nation.

■ Senior **Tyre McCants** posted a career best year in 2017, logging 36 receptions for 686 yards to finish second on the team while posting a team-high 7 TD. The 5-11, 248-pounder is one of the strongest receivers in the nation and set a USF record with 227 yards at UCF last year. That game was part of a closing stretch in which he posted 15 receptions for 315 yards and three TD in the final two games of 2017.

■ Junior **Darnell Salomon** closed 2017 by making a TD catch in three straight games and had a career-best five catches for 139 yards and a TD at UCF, which included an 83-yard TD grab. He finished third on the team with 32 catches for 512 yards and five TD.

■ Junior tight end **Mitchell Wilcox** earned all-conference honors in his first season on the field in 2016 and entered 2017 as a Mackey Award candidate. He made 17 catches for 158 yards and two TD in 2017 and returns for 2018 with 17 career starts under his belt.

■ Senior **Ryeshe Bronson** returns after missing 2017 with a shoulder injury. He has 30 receptions for 531 yards and three touchdowns on his career, playing in 34 games.

■ Granted a sixth year of eligibility in the spring, **Stanley Clerveaux** enters 2018 as a junior in his fifth season with the program. He had a strong spring again, showing the potential that has been derailed by two seasons of injuries.

■ Redshirt freshman **Randall St. Felix** had a very strong spring, showing good speed and, at 6-2, 205, a physical presence to go get the ball in traffic.

ALPHABETICAL

Name	No.
Deangelo Antoine, WR	13
William Atterbury, OL	78
Tyrone Barber, DL	93
Blake Barnett, QB	11
Chris Barr, DB	1
Octavious Battle, QB	16
Andrew Beardall, LS	48
Duran Bell, Jr., RB	22
Josh Black, DE	55
Eugene Bowman, DB	25
Brandon Boyce, DL	93
Dwayne Boyles, LB	11
Kevin Bronson, DL	99
Ryeshene Bronson, WR	6
Juwuan Brown, DE	56
Chris Carter, TE	88
Brad Cecil, OL	74
JaJuan Cherry, DB	13
Stanley Clerveaux	86
Randal Copeland, LB	38
Jordan Cronkrite, RB	2
Naytron Culpepper, DB	27
Vincent Davis, DB	14
Yafeo Davis, WR	34
Ian Deneen, LS	49
Deric DuBose, WR	43
DeVontres Dukes, WR	18
Jeffery Farrar, LB	30
Troy Fields, OL	61
Johnny Ford, RB	20
AJ Franco, LB	57
Johnathan Fritz, WR	83
Christion Gainer, OL	50
Samuel Gaston, DB	29
Marlon Gonzalez, OL	65
Darrien Grant, DE	45
Blake Green, DT	60
Tony Grier, Jr., LB	44
Mike Hampton, DB	7
Demetris Harris, OL	64
Keyon Helton, DB	26
Justin Hinck, TE	36
Derek Hintz, DE	40
Ronnie Hoggins, Jr., DB	19
Jarrett Hopple, OL	76
Terrence Horne, Jr., WR	80
Vincent Jackson, DE	15
Donovan Jennings, OL	73
Keirston Johnson, LB	34
Brett Kean, QB	7
Kevin Kegler, DL	90
Stacy Kirby, Jr., DL	51
Trey Laing, DL	58
Mekhi LaPointe, DB	22
Devin Leacock, DL	53
Kirk Livingstone, DE	94
Frederick Lloyd, Jr., TE	87
Elijah Mack, RB	31
Jean Marcellus, OL	75

2018 USF FOOTBALL NUMERICAL ROSTER**108 STUDENT-ATHLETES****BY ELIGIBILITY: SR: 16 JR: 21 SO: 24 RFR: 15 FR: 32**

No.	Name	Pos.	Ht.	Wt.	Class/Elig.	Hometown (Previous Schools)
1	Chris Barr	DB	5-10	169	Sr./Sr.	Jacksonville, Fla. (Trinity Christian Acad.)
2	Jordan Cronkrite	RB	5-11	207	Sr./Jr.	Miami, Fla. (Westminster Central HS/Florida)
2	Khalid McGee	LB	5-10	213	Sr./Sr.	Miami, Fla. (Miami Northwestern HS)
3	Darnell Salomon	WR	6-3	207	Jr./Jr.	Miami, Fla. (Miami Central)
4	Greg Reaves	DE	6-2	248	Sr./Jr.	Bradenton, Fla. (Manatee HS/Air Force Prep Acad.)
6	Ryeshene Bronson	WR	6-3	205	Sr./Sr.	Fort Myers, Fla. (Dunbar HS)
7	Mike Hampton	CB	6-1	168	Jr./So.	Tampa, Fla. (Hillsborough HS)
7	Brett Kean	QB	6-1	221	Sr./Jr.	Lakewood, Ohio (St. Edward HS)
8	Tyre McCants	WR	5-11	240	Gr./Sr.	Niceville, Fla. (Niceville HS)
10	Chris Oladokun	QB	6-2	197	Jr./So.	Tampa, Fla. (Sickles HS)
11	Blake Barnett	QB	6-5	217	Gr./Jr.	Corona, Calif. (Santiago HS/Arizona St./Alabama)
11	Dwayne Boyles, Jr.	LB	6-3	210	Fr./Fr.	Miami, Fla. (Miami Central HS)
12	Jordan McCloud	QB	6-0	188	Fr./Fr.	Tampa, Fla. (Plant HS)
12	Andre Polk, Jr.	LB	6-4	227	Jr./So.	Fort Myers, Fla. (South Fort Myers HS)
13	Deangelo Antoine	WR	5-10	188	Sr./Jr.	Orlando, Fla. (Oak Ridge HS)
13	JaJuan Cherry	DB	5-9	182	Fr./Fr.	Okeechobee, Fla. (Okeechobee HS)
13	Eddie McDoom	WR	6-0	180	Jr./Jr.	Winter Garden, Fla. (West Orange HS/Michigan)
14	Vincent Davis	DB	5-11	178	Fr./Fr.	Jacksonville, Fla. (Robert E. Lee HS)
15	Vincent Jackson	LB	6-3	250	Gr./Sr.	Tampa, Fla. (Jesuit HS)
15	Jernard Phillips	WR	5-10	167	So./So.	Miami, Fla. (Miami Central HS)
16	Octavious Battle	QB	6-2	207	Fr./Fr.	Atlanta, Ga. (Carver HS)
17	Kyle Trina	WR	5-10	199	So./RFR.	Tampa, Fla. (Plant HS)
18	DeVontres Dukes	WR	6-4	210	Jr./So.	Tampa, Fla. (Wharton HS)
18	Jaymon Thomas	S	6-3	193	Sr./Sr.	Immokalee, Fla. (Immokalee HS)
19	Ronnie Hoggins, Jr.	DB	5-8	177	Sr./Sr.	Coconut Creek, Fla. (Monarch HS)
20	Johnny Ford	RB	5-5	168	Fr./Fr.	Miami, Fla. (Miami HS)
20	Bentlee Sanders	DB	5-9	175	So./RFR.	Tampa, Fla. (Tampa Catholic HS)
21	Dave Small	RB	5-9	207	So./RFR.	Lauderhill, Fla. (Cardinal Gibbons HS)
22	Duran Bell, Jr.	RB	5-10	174	Fr./RFR.	Tampa, Fla. (Hillsborough HS)
22	Mekhi LaPointe	DB	6-2	190	So./RFR.	Seffner, Fla. (Armwood HS)
23	Mazzi Wilkins	CB	6-0	181	Sr./Sr.	Tampa, Fla. (Plant HS)
24	Nick Roberts	DB	5-11	183	So./RFR.	Jacksonville, Fla. (Oakleaf HS)
24	Coby Weiss	K	5-9	160	So./So.	Gainesville, Fla. (Buchholz HS/Tennessee State)
25	Eugene Bowman	DB	6-0	169	Fr./Fr.	Jacksonville, Fla. (Robert E. Lee HS)
25	LaDarion McBride	WR	5-7	168	Sr./Sr.	Oakland Park, Fla. (Dillard HS/Broward College)
26	Keyon Helton	DB	6-0	190	Fr./Fr.	Pensacola, Fla. (West Florida HS)
27	Naytron Culpepper	DB	6-1	186	So./So.	Miami, Fla. (Carol City HS)
27	Bryce Miller	WR	5-10	180	So./So.	St. Petersburg, Fla. (East Lake HS/Southeastern Univ.)
28	Brock Nichols	DB	6-0	200	So./So.	Naples, Fla. (Barron Collier HS/Delaware State)
28	Trevon Sands	RB	5-11	211	Jr./Jr.	Miami, Fla. (Southwest Miami HS)
29	Samuel Gaston	DB	6-1	170	Fr./Fr.	Tampa, Fla. (Alonso HS)
29	Brian Norris, Jr.	RB	6-2	228	Fr./Fr.	Chiefland, Fla. (Chiefland HS)
30	Jeffery Farrar	LB	5-11	218	Sr./Sr.	Pasadena, Calif. (Upland HS/Washington State/Mount SAC JC)
31	Elijah Mack	RB	6-0	214	Jr./So.	Punta Gorda, Fla. (Charlotte HS)
32	Donelle Thomas	DB	5-11	193	So./So.	Miami, Fla. (Carol City HS)
33	Odunayo Seriki, Jr.	WR	5-10	170	Jr./So.	Apopka, Fla. (Apopka HS)
34	Yafeo Davis	WR	5-11	205	Fr./Fr.	Tampa, Fla. (Alonso HS)
34	Keirston Johnson	LB	6-0	212	So./So.	Jacksonville, Fla. (Robert E. Lee HS)
35	Jabreel Stephens	DE	6-5	241	So./RFR.	Seffner, Fla. (Armwood HS)
36	Justin Hinck	TE	6-2	231	Fr./Fr.	Englewood, Fla. (Lemon Bay HS)
36	Davion Sutton	RB	6-0	216	Sr./Sr.	Tampa, Fla. (Fivay HS/Arkansas Baptist CC/Pasco-Hernando SC)
37	Jake Stone	K	6-1	170	Sr./Jr.	Apopka, Fla. (Orangewood Christian HS)
38	Randal Copeland	LB	6-0	207	Fr./Fr.	Havana, Fla. (Gadsden County HS)
39	Trent Schneider	P	6-0	197	Jr./So.	Sydney, Australia (Carlingford HS/Santa Barbara City Coll.)
39	Trent Shaw	LB	6-2	226	Sr./Jr.	Lutz, Fla. (Steinbrenner HS)
40	Derek Hintze	DE	6-5	222	Jr./So.	Bradenton, Fla. (Braden River HS)
40	Riley Sheehan	TE	6-3	233	Sr./Jr.	Sarasota, Fla. (Riverview HS)
42	Jake Vivonetto	K	5-8	190	Sr./Sr.	Naples, Fla. (Gulf Coast HS/John Carroll Univ.)
43	Deric DuBose	WR	6-0	191	Fr./Fr.	Sarasota, Fla. (Sarasota HS)

2018 USF FOOTBALL NUMERICAL ROSTER

No.	Name	Pos.	Ht.	Wt.	Class/Elig.	Hometown (Previous Schools)
44	Tony Grier, Jr.	LB	6-1	210	Fr./Fr.	Atlanta, Ga. (Mays HS)
45	Darrien Grant	DE	6-4	244	So./RFR.	Bradenton, Fla. (Southeast HS)
48	Andrew Beardall	LS	5-8	206	Fr./Fr.	Merritt Island, Fla. (Merritt Island HS)
49	Ian Deneen	LS	5-10	225	Fr./Fr.	Winter Garden, Fla. (West Orange HS)
50	Christion Gainer	OL	6-6	311	Jr./So.	Panama City, Fla. (Bay Senior HS)
51	Stacy Kirby, Jr.	DE	6-3	255	Fr./Fr.	Orlando, Fla. (Jones HS)
52	Michael Wiggs	OL	6-3	298	Jr./So.	Lakeland, Fla. (Lake Gibson HS)
53	Devin Leacock	DT	6-3	270	Fr./Fr.	Port Charlotte, Fla. (Port Charlotte HS)
54	Nico Sawtelle	LB	6-2	222	Sr./Jr.	Jensen Beach, Fla. (Jensen Beach HS)
55	Josh Black	DE	6-2	252	Sr./Sr.	Tampa, Fla. (Sickles HS)
55	Eric Mayes	OL	6-4	295	Gr./Sr.	Sarasota, Fla. (Booker HS/Milford Acad.)
56	Juwuan Brown	DE	6-2	261	Gr./Sr.	Tampa, Fla. (Jefferson HS)
57	AJ Franco	LB	6-0	227	So./RFR.	Sarasota, Fla. (Riverview HS)
58	Trey Laing	DE	6-2	210	Fr./Fr.	Tallahassee, Fla. (Godby HS)
59	Andrew Mims	LB	6-1	229	So./RFR.	St. Johns, Fla. (Bartram Trail HS)
60	Blake Green	DT	6-1	267	Jr./So.	Bradenton, Fla. (Bradenton Southeast HS/NW Missouri St.)
61	Troy Fields	OL	6-4	250	So./So.	Miramar, Fla. (Miramar HS/Virginia Union)
64	Demetris Harris	OL	6-3	318	So./RFR.	Jacksonville, Fla. (Robert E. Lee HS)
65	Marlon Gonzalez	OL	6-4	292	Sr./Jr.	Cape Coral, Fla. (North Ft. Myers HS)
66	Matt Nelson	OL	6-2	278	Jr./So.	Ocala, Fla. (Trinity Catholic HS)
67	Hal Roberson	OL	6-1	305	Sr./Jr.	Sarasota, Fla. (Riverview HS)
70	Sebastian Sainterling	OL	6-2	356	Fr./Fr.	Hollywood, Fla. (Chaminade-Madonna HS)
71	Jeremiah Stafford	OL	6-4	320	So./RFR.	Citra, Fla. (North Marion HS)
72	Ethan Watson	OL	6-6	296	Fr./Fr.	Pensacola, Fla. (Catholic HS)
73	Donovan Jennings	OL	6-5	322	Fr./Fr.	Tampa, Fla. (Gaither HS)
74	Brad Cecil	OL	6-4	290	Fr./Fr.	Jacksonville, Fla. (Bartram Trail HS)
75	Jean Marcellus	OL	6-4	321	So./RFR.	Tampa, Fla. (Jefferson HS)
76	Jarrett Hopple	OL	6-7	305	Jr./So.	Suffolk, Va. (Nansemond River HS/Virginia Tech)
77	Marcus Norman	OL	6-6	301	Sr./Jr.	Sebastian, Fla. (Sebastian River HS)
78	William Atterbury	OL	6-4	305	Sr./Jr.	Clearwater, Fla. (Clearwater Central Catholic HS)
79	John Waller	OL	6-4	342	Fr./Fr.	St. Petersburg, Fla. (Admiral Farragut Acad.)
80	Terrence Horne, Jr.	WR	5-7	176	Fr./Fr.	Miramar, Fla. (Miramar HS)
82	Zion Roland	WR	5-11	196	Fr./Fr.	St. Petersburg, Fla. (Admiral Farragut HS)
83	Johnathan Fritz	WR	6-2	198	Fr./Fr.	St. Cloud, Fla. (St. Cloud HS)
84	Randall St. Felix	WR	6-2	205	So./RFR.	Miami, Fla. (Dr. Michael M. Krop HS)
85	Jacob Mathis	TE	6-4	246	Jr./So.	Tampa, Fla. (Berkley Prep/Ole Miss)
86	Stanley Clerveaux	WR	6-3	224	Gr./Jr.	North Miami, Fla. (North Miami HS)
87	Frederick Lloyd, Jr.	TE	6-5	235	So./RFR.	Tifton, Ga. (Tift County HS)
88	Chris Carter	TE	6-4	251	Fr./Fr.	Homestead, Fla. (South Dade HS)
89	Mitchell Wilcox	TE	6-5	245	Sr./Jr.	Tarpon Springs, Fla. (Tarpon Springs HS)
90	Kevin Kegler	DT	6-2	284	So./So.	Madison, Fla. (Madison County HS)
91	Rashawn Yates	DE	6-3	266	Fr./Fr.	Port St. Lucie, Fla. (Treasure Coast HS)
92	Marques Price	DE	6-6	257	Sr./Jr.	Fort Valley, Ga. (Peach County HS/Duke)
93	Tyrone Barber	DT	6-3	260	Fr./Fr.	Venice, Fla. (Venice HS)
94	Kirk Livingstone	DE	6-4	263	Sr./Jr.	Fort Lauderdale, Fla. (Stranahan HS)
95	Brandon Boyce	DT	6-0	257	Sr./Jr.	Fort Lauderdale, Fla. (St. Thomas Aquinas HS/Duke)
96	Kelvin Pinkney	DT	6-3	288	So./So.	Sarasota, Fla. (Booker HS)
97	Armon Williams	DT	6-3	285	Fr./Fr.	Snellville, Ga. (South Gwinnett HS)
99	Kevin Bronson	DT	6-4	282	Sr./Sr.	Delray Beach, Fla. (Village Academy HS)

ALPHABETICAL

Name	No.
Jacob Mathis, TE	85
Eric Mayes, OL	55
LaDarion McBride, WR	25
Tyre McCants, WR	8
Jordan McCloud, QB	12
Eddie McDoom, WR	13
Khalid McGee, LB	2
Bryce Miller, WR	27
Andrew Mims, LB	59
Matt Nelson, OL	66
Brock Nichols, DB	28
Marcus Norman, OL	77
Brian Norris, RB	29
Chris Oladokun, QB	10
Jernard Phillips, WR	15
Kelvin Pinkney, DL	96
Andre Polk, Jr., LB	12
Marques Price, DL	92
Greg Reaves, DE	4
Hal Roberson, OL	67
Nick Roberts, DB	24
Zion Roland, WR	82
Sebastian Sainterling, OL	70
Darnell Salomon, WR	3
Bentlee Sanders, DB	20
Trevon Sands, RB	28
Nico Sawtelle, LB	54
Trent Schneider, P	39
Odunayo Seriki, Jr., WR	33
Trent Shaw, LB	39
Riley Sheehan, TE	40
Dave Small, RB	21
Randall St. Felix, WR	84
Jeremiah Stafford, OL	71
Jabreel Stephens, DE	35
Jake Stone, PK	37
Davion Sutton, RB	36
Donelle Thomas, DB	32
Jaymon Thomas, DB	18
Kyle Trina, WR	17
Jake Vivonetto, PK	42
John Waller, OL	79
Ethan Watson, OL	72
Coby Weiss, PK	24
Michael Wiggs, OL	52
Mitchell Wilcox, TE	89
Mazzi Wilkins, DB	23
Armon Williams, DL	97
Rashawn Yates, DL	91

2018 USF FOOTBALL DEPTH CHART

USF OFFENSE

POS	#	Name	Ht.	Wt.	Cl.
WR	86	Stanley Clerveaux	6-3	224	Jr.
	3	Darnell Salomon	6-3	215	Jr.
TE	89	Mitchell Wilcox (BA)	6-4	245	Jr.
	87	Frederick Lloyd, Jr.	6-5	235	RFr.
	85	Jacob Mathis (BA)	6-4	246	So.
RT	77	Marcus Norman	6-6	301	Jr.
	72	Ethan Watson	6-6	296	Fr.
RG	78	William Atterbury (BA)	6-4	306	Jr.
	70	Sebastian Sainterling	6-2	356	Fr.
C	52	Michael Wiggs (BA)	6-3	298	So.
	74	Brad Cecil	6-4	290	Fr.
LG	64	Demetris Harris	6-3	318	RFr.
	67	Hal Roberson (BA)	6-1	316	So.
LT	55	Eric Mayes (BA)	6-4	295	Sr.
	73	Donovan Jennings (BA)	6-5	322	Fr.
QB	11	Blake Barnett	6-5	217	Jr.
	7	Brett Kean	6-1	221	Jr.
OR	10	Chris Oladokun (BA)	6-2	197	So.
HB	2	Jordan Cronkrite	5-11	207	Jr.
	28	Trevon Sands	5-11	211	Jr.
	31	Elijah Mack	6-0	214	So.
	22	Duran Bell, Jr. (BA)	5-10	174	RFr.
SLOT	8	Tyre McCants	5-11	240	Sr.
	6	Ryeshene Bronson	6-3	205	Sr.
WR	15	Jernard Phillips	5-10	167	So.
	84	Randall St. Felix	6-2	205	RFr.
	18	DeVontres Dukes (BA)	6-4	201	So.

USF SPECIALISTS

POS	#	Name	Ht.	Wt.	Cl.
P	39	Trent Schneider	6-0	197	So.
PK	42	Jake Vivonetto	5-8	190	Sr.
	24	Coby Weiss	5-9	160	So.
H	17	Kyle Trina (BA)	5-10	199	RFr.
LS	49	Ian Deneen	5-10	225	Fr.
	48	Andrew Beardall	5-8	206	Fr.
	39	Trent Schneider	6-0	197	So.
KR	8	Tyre McCants	5-11	240	Sr.
	80	Terrence Horne, Jr.	5-7	176	Fr.
	13	Deangelo Antoine	5-10	188	Jr.
	20	Johnny Ford	5-5	168	Fr.
	22	Duran Bell, Jr. (BA)	5-10	174	RFr.
PR	8	Tyre McCants	5-11	240	Sr.
	13	Deangelo Antoine	5-10	188	Jr.
	20	Johnny Ford	5-5	168	Fr.

USF DEFENSE

POS	#	Name	Ht.	Wt.	Cl.
DE	4	Greg Reaves (BA)	6-2	248	Jr.
	55	Josh Black (BA)	6-2	252	Sr.
DT	90	Kevin Kegler	6-2	284	So.
	96	Kelvin Pinkney (BA)	6-3	288	So.
	51	Stacy Kirby, Jr.	6-3	255	Fr.
DT	99	Kevin Bronson	6-4	282	Sr.
	93	Tyrone Barber	6-3	260	Fr.
	91	Rashawn Yates	6-3	266	Fr.
DE	94	Kirk Livingstone	6-4	263	Jr.
	15	Vincent Jackson (BA)	6-3	250	Sr.
	56	Juwuan Brown (BA)	6-2	261	Sr.
MLB	54	Nico Sawtelle	6-2	226	Jr.
	34	Keirston Johnson	6-0	212	So.
	44	Tony Grier, Jr.	6-1	210	Fr.
WLB	2	Khalid McGee	5-10	213	Sr.
	11	Dwayne Boyles, Jr.	6-3	210	Fr.
	30	Jeffery Farrar	5-11	218	Sr.
CB	7	Mike Hampton (BA)	6-1	168	So.
	1	Chris Barr	5-10	169	Sr.
NICKEL	19	Ronnie Hoggins, Jr.	5-8	177	Sr.
	14	Vincent Davis	5-11	178	Fr.
SS	22	Mekhi LaPointe (BA)	6-2	190	RFr.
	20	Bentlee Sanders (BA)	5-9	175	RFr.
	26	Keyon Helton	6-0	190	Fr.
FS	18	Jaymon Thomas	6-3	195	Sr.
	6	Deangelo Antoine	5-10	188	Jr.
CB	23	Mazzi Wilkins (BA)	6-0	181	Sr.
	24	Nick Roberts	5-11	183	RFr.
	25	Eugene Bowman	6-0	169	Fr.

(BA) = NATIVE OF SEVEN-COUNTY TAMPA BAY AREA

PRONUNCIATION CHART

6	RYESHENE Bronson	rye-SHEEN
86	Stanley CLERVEAUX	CLAIR-voe
2	Jordan CRONKRITE	cron-KRITE
18	DeVONTRES Dukes	duh-VON-treys
26	KEYON Helton	KEY-on
22	MEKHI LaPointe	MA-Kie
94	Kirk LIVINGSTONE	living-STONE
75	JEAN Marcellus	GENE
8	TYRE McCants	TIE-ree
2	KHALID McGee	KAW-lid
10	Chris OLADOKUN	Oh-LAH-Doe-KUN
28	TREVON Sands	TREY-von
54	NICO SAWTELLE	KNEE-coe SAW-tell
17	Kyle TRINA	TREE-na
42	Jake VIVONETTO	viv-OH-net-OH
23	MAZZI Wilkins	MAAA-zeeee

CAREER STARTS CHART

	2018	2017	2016	2015	CAREER
Ronnie Hoggins (CB)	2	11	7	10	30
Marcus Norman (OL)	2	12	9	-	23
Tyre McCants (WR)	2	10	9	-	21
Mitchell Wilcox (TE)	2	8	9	-	19
Ryeshene Bronson (WR)	-	-	5	11	18
William Atterbury (OL)	2	10	4	-	16
Kirk Livingstone (DE)	1	-	13	-	14
Greg Reaves (DE)	2	12	-	-	14
Nico Sawtelle (LB)	2	12	-	-	14
Jaymon Thomas (S)	2	9	3	-	14
Chris Barr (DB)	-	1	-	12	13
Eric Mayes (OL)	1	12	-	-	13
Khalid McGee (LB)	2	-	11	-	13
Mazzi Wilkins (DB)	2	10	-	1	13
Darnell Salomon (WR)	-	10	-	-	10
Kevin Bronson (DT)	1	-	1	3	5
Vincent Jackson (DE)	1	-	4	-	5
Stanley Clerveaux (WR)	2	1	-	-	3
Deangelo Antoine (CB)	-	2	-	-	2
Blake Barnett (QB)	2	-	-	-	2
Josh Black (OL)	1	-	-	-	2
Naytron Culpepper (CB)	-	2	-	-	2
Mike Hampton (CB)	1	1	-	-	2
Demetris Harris (OL)	2	-	-	-	2
Kevin Kegler (DT)	2	-	-	-	2
Trevon Sands (RB)	1	1	-	-	2
Randall St. Felix (WR)	2	-	-	-	2
Michael Wiggs (OL)	2	-	-	-	2
Juwuan Brown (DE)	1	-	-	-	1
Jordan Cronkrite (RB)	1	-	-	-	1
Mekhi LaPointe (SS)	1	-	-	-	1
Bentlee Sanders (SS)	1	-	-	-	1
Rashawn Yates (DT)	1	-	-	-	1

Six players made their first career starts in the 2018 season opener: S Bentlee Sanders and DT Kevin Kegler on defense; WR Stanley Clerveaux, WR Randall St. Felix, C Michael Wiggs, LG Demetris Harris on offense. QB Blake Barnett made his first career start as a Bull

2018 GAME-BY-GAME LEADERS

GAME	RUSHING	PASSING (C-A-YD-INT-TD)	CATCHES	REC YARDS	TACKLES
ELON	Ford (8-43-0)	Barnett (24-34-305-0-3)	St. Felix (7)	St. Felix (143)	Thomas/McGee (11)
GEORGIA TECH	Barnett (15-86-2)	Barnett (21-31-1-2)	McCants (10)	McCants (104)	Hoggins (10)

2018 FIELD GOALS

Field Goals	fg	pct.	01-19	20-29	30-39	40-49	50-99	lg	blk
Jake Vivonetto	2-2	1.000			1-1	1-1		41	

FG Sequence	USF	Opponents
ELON	33, 41	—
GEORGIA TECH	—	35

2018 USF GAME-BY-GAME STARTERS

OFFENSE

GAME	LT	LG	C	RG	RT	TE	QB	HB	Slot	WR	WR
ELON	Mayes	Harris	Wiggs	Atterbury	Norman	Wilcox	Barnett	Sands	McCants	Clerveaux	St. Felix
GEORGIA TECH	Mayes	Harris	Wiggs	Atterbury	Norman	Wilcox	Barnett	Cronkrite	McCants	Clerveaux	St. Felix

**Started four wide receivers

***Started two tight ends

DEFENSE

GAME	DE	DT	DT	DE	MLB	WLB	CB	Nickel	SS	FS	CB
ELON	Reaves	Kegler	Bronson	Livingstone	Sawtelle	McGee	Hampton	Hoggins	Sanders	Thomas	Wilkins
GEORGIA TECH	Reaves	Kegler	Yates	Brown	Sawtelle	McGee	Jackson (LB)	Hoggins	LaPointe	Thomas	Wilkins

TURNOVERS FORCED

TEAM	INT	FUMBLE	DEF TD	TOTAL
USF	4	1	0	5
Opponents	1	0	0	1

USF CAUSED: 5

OPP CAUSED: 1

USF POINTS OFF TO: 28

OPP POINTS OFF TO: 3

USF DEFENSIVE TD's: 0

OPP DEFENSIVE TD's: 0

USF TURNOVERS FORCED

QT	Play	Ball On	Result
ELON (2)			
1st.....	INT: Vincent Jackson.....	USF 30.....	TD
2nd.....	INT: Mike Hampton.....	Elon 25.....	TD
GEORGIA TECH (3)			
2nd.....	INT: Ronnie Hoggins.....	USF 45.....	End of Half
4th.....	FF: Bentlee Sanders.....	USF 12.....	TD
4th.....	INT: Nick Sawtelle.....	GT 18.....	TD

OPPONENT TURNOVERS FORCED

QT	Play	Ball On	Result
ELON (0)			
GEORGIA TECH (1)			
1st.....	INT: of Blake Barnett.....	GT 43.....	FG

USF DRIVE CHART

DISPLAYED USF/OPPONENT

	Possessions	TDs	FGs Made	FGs Missed	Fumble	Int.	Safety	Punt	Turnover on Downs	End of Half	End of Game	80+ yard Drives	3 and Out
Elon	12/11	4/2	2/0	0/0	0/0	0/2	0/0	4/7	0/0	1/0	1/0	1/0	2/4
Georgia Tech	13/13	7/5	0/1	0/0	0/1	1/2	0/0	3/2	1/0	1/0	0/1	1/1	1/2
at Illinois													
ECU													
at UMass													
at Tulsa													
UConn													
at Houston													
Tulane													
at Cincinnati													
at Temple													
UCF													
TOTALS	25/24	11/7	2/1	0/0	0/1	1/4	0/0	7/9	1/0	2/0	1/1	2/1	3/7

USF SCORING DRIVES

QT When Score Play

DRIVE

ELON (4 TD-2 FGs)

1st.....8:33.....TD.....St. Felix 40-yard pass from Barnett5 plays, 70 yards, 1:15
 2nd.....12:16.....FG.....Vivonetto 33-yard field goal8 plays, 68 yards, 1:53
 2nd.....10:35.....TD.....McCants 16-yard pass from Barnett2 plays, 25 yards, 0:24
 2nd.....5:35.....TD.....Wilcox 14-yard pass from Barnett.....8 plays, 80 yards, 2:39
 3rd8:47.....TD.....Barnett 2-yard run.....16 plays, 86 yards, 6:13
 4th.....5:57.....FG.....Vivonetto 41-yard field goal9 plays, 42 yards, 2:47

GEORGIA TECH (5 TD-2 SP TD)

2nd.....10:10.....TD.....Salomon 18-yard pass from Barnett11 plays, 69 yards, 4:10
 3rd8:53.....TD.....Bell 14-yard run7 plays, 74 yards, 2:31
 4th.....12:11.....TD.....Horne 3-yard pass from Barnett8 plays, 76 yards, 2:04
 4th.....5:08.....TD.....Barnett 19-yard run.....10 plays, 88 yards, 2:39
 4th.....2:13.....TD.....Barnett 5-yard run.....5 plays, 18 yards, 1:34

SCORING DRIVES 3:00 OR LESS: 9 (7 TD, 2 FG)
SCORING DRIVES 2:00 OR LESS: 4 (3 TD, 1 FG)
SCORING DRIVES 1:00 OR LESS: 1 (1 TD)

LONG DRIVES:

Longest by PLAYS:

16 plays (86 yards, 6:13, touchdown vs. Elon)

Longest by YARDS:

88 yards (10 plays; 2:39, touchdown vs. Georgia Tech)

Longest by TIME:

6:13 (16 plays, 86 yards, touchdown vs. Elon)

DEFENSE/SPECIAL TEAMS TOUCHDOWNS: -- DEFENSIVE SCORING PLAYS

98-yard KO RETURN - Terrence Horne vs. Georgia Tech

97-yard KO RETURN - Terrence Horne vs. Georgia Tech

2018 GAME-BY-GAME TEAM STATISTICS

GAME	FINAL	QUARTERS					1st DOWNS		RUSHING		PASSING			TOT OFF		PUNTS		PENALTY		3RD	4TH	RED	SACKS	FIELD		POSSESSION TIME				
	SCORE	1	2	3	4	OT	R-P-PE	TOT	NO-YDS-TD	C-A-I	YDS	TD	YDS	NO.-AVG	F-FL	NO-YDS	DNS	DNS	ZONE	NO-YDS	GOALS	1	2	3	4	TOT				
USF	34	7	17	7	3		10-17-0	27	38-148-1	29-46-0	367	3	515	4-36.8	0-0	7-55	11-19	2-2	4-5	3-17	2-2	2:38	6:51	9:52	7:27	26:48				
vs. ELON	14	0	0	7	7		12-2-2	16	49-192-2	6-12-2	42	0	234	7-45.6	1-0	6-40	4-13	0-0	2-2	2-9	0-0	12:22	8:09	5:08	7:33	33:12				
USF	49	14	7	7	21		13-13-3	29	43-219-3	21-31-1	207	2	426	3-38.7	0-0	5-36	6-11	1-2	5-6	2-10	0-0	4:50	8:55	4:26	6:17	24:28				
vs. GEORGIA TECH	38	17	0	14	7		19-6-2	27	57-419-4	9-18-2	183	1	602	2-36.0	1-1	8-80	3-12	2-3	4-6	2-10	1-1	10:10	6:05	10:34	8:43	35:32				
USF	--																													
@ Illinois	--																													
USF	--																													
vs. ECU	--																													
USF	--																													
@ UMass	--																													
USF	--																													
@ Tulsa	--																													
USF	--																													
vs. UCONN	--																													
USF	--																													
@ Houston	--																													
USF	--																													
vs. TULANE	--																													
USF	--																													
@ Cincinnati	--																													
USF	--																													
@ Temple	--																													
USF	--																													
vs. UCF	--																													



USF EXPLOSIVE PLAYS (20+ YARDS)

RUSHING	20-29	30-39	40-49	50-59	60-69	70-79	80-89	90-99	TOTAL
Blake Barnett	1								1
TOTALS	1								1

RECEIVING	20-29	30-39	40-49	50-59	60-69	70-79	80-89	90-99	TOTAL
Tyre McCants	1								1
Darnell Salomon	1			1					2
Randall St. Felix			1	1					2
TOTALS	2		1	2					5

PASSING	20-29	30-39	40-49	50-59	60-69	70-79	80-89	90-99	TOTAL
Blake Barnett	1		1	2					4
Chris Oladokun	1								1
TOTALS	2		1	2					5

COMBINED EXPLOSIVE PLAYS

Blake Barnett 5 — (4 Passing, 1 Rushing)

EXPLOSIVE PLAY BREAKDOWN

USF TOTAL (Run & Pass): 6

OPPONENT TOTAL: 10

USF GAME HIGH: 4 vs Elon

OPPONENT GAME HIGH: 8 (vs. Georgia Tech)

USF

Long Pass: 52 (TD), Barnett to St. Felix vs. Elon

Long Run: 22, Barnett vs. Georgia Tech

Long Punt Return: 19, McCants vs. Elon

Long Kickoff Return: 98, Horne vs. Georgia Tech

Long INT Return: 22, Sawtelle vs. Georgia Tech

OPPONENT

Long Pass: 81, T. Marshall to C. Lynch vs. Georgia Tech

Long Run: 46, J. Mason, vs. Georgia Tech

Long Def: - N/A

ELON (4)

1Q 40Pass.....Barnett to St. Felix (TD).....Elon

2Q 52Pass.....Barnett to St. Felix.....Elon

2Q 50Pass.....Barnett to Salomon.....Elon

4Q 21Pass.....Oladokun to Salomon.....Elon

GEORGIA TECH (2)

3Q 24Pass.....Barnett to McCants Georgia Tech

4Q 22Rush.....Barnett..... Georgia Tech

EXPLOSIVE PLAYS BY LENGTH

QT LENGTH.TYPE... PLAYER.....OPP

2Q 52Pass.....Barnett to St. Felix.....Elon

2Q 50Pass.....Barnett to Salomon.....Elon

▲ 50 + YARD PLAYS ▲

1Q 40Pass.....Barnett to St. Felix (TD).....Elon

3Q 24Pass.....Barnett to McCants Georgia Tech

4Q 22Rush.....Barnett..... Georgia Tech

4Q 21Pass.....Oladokun to Salomon.....Elon

GAME HIGH 20+ PLAYS: 4 vs. Elon

SEASON TOTAL 20+ PLAYS: 6 (Offensive)

▼ LONG PLAYS FOR TOUCHDOWNS

1Q 40 (TD)...Pass.....Barnett to St. Felix.....Elon

4Q 22 (TD)...Rush.....Barnett..... Georgia Tech

TOTAL 20+ FOR TD: 2

GAME HIGH 20+ FOR TD: 1 vs.Elson, Georgia Tech

▼ 30+ YARD SPECIAL TEAMS PLAYS

1Q 98 (TD)...Terrence Horne, KR..... Georgia Tech

1Q 97 (TD)...Terrence Horne, KR..... Georgia Tech

1Q 34Terrence Horne..... Georgia Tech

2018 GAME-BY-GAME STATISTICS

GAME-BY-GAME PASSING

#11 BLAKE BARNETT

	COMP	ATT	INT	PCT	YDS	TD	LG	SACK	EFF	TOT: YDS	TD
ELON	24	34	0	70.6	305	3	52	1	175.06	336	3
GEORGIA TECH	21	31	1	67.7	202	2	24	2	137.32	293	4

#7 BRETT KEAN

	COMP	ATT	INT	PCT	YDS	TD	LG	SACK	EFF
ELON	3	7	0	42.9	37	0	15	0	87.26

#10 CHRIS OLADOKUN

	COMP	ATT	INT	PCT	YDS	TD	LG	SACK	EFF
ELON	2	5	0	40.0	25	0	21	1	82.00

2018 GAME-BY-GAME RUSHING (CARRIES-YARDS-TD)

PLAYER	ELON	G-TECH	@ILL	ECU	@UMass	@Tulsa	UConn	@Hous	TULANE	@CINC	@TEMP	UCF
Jordan Cronkrite, RB	—	9-39-0										
Elijah Mack, RB	10-33-0	—										
Trevon Sands, RB	5-22-0	4-11-0										
Dural Bell, RB	—	12-69-1										
Blake Barnett, QB	8-31-1	15-86-2										

2018 GAME-BY-GAME RECEIVING (CATCHES-YARDS-TD)

PLAYER	ELON	G-TECH	@ILL	ECU	@UMass	@Tulsa	UConn	@Hous	TULANE	@CINC	@TEMP	UCF
Darnell Salomon, WR	3-77-0	3-37-1										
Tyre McCants, WR	6-26-1	10-104-0										
Randall St. Felix, WR	7-143-1	3-23-0										
Mitchell Wilcox, TE	4-45-1	2-28-0										

GAME-BY-GAME TACKLES

PLAYER	UA-A	TOTAL	ELON	G-Tech	ILL	ECU	UMASS	TULSA	UCONN	HOUS	TULANE	CINC	TEM	UCF	--	--
Khalid McGee	12-8	20	5-6	7-2												
Jaymon Thomas	11-4	15	7-4	4-0												
Bentlee Sanders	7-6	13	4-6	3-0												
Ronnie Hoggins	7-5	12	1-1	6-4												
Kirk Livingstone	5-4	9	5-2	0-2												
Nico Sawtelle	5-4	9	2-2	3-2												
Josh Black	2-6	8	0-2	2-4												
Kevin Kegler	4-3	7	1-2	3-1												
Greg Reaves	2-5	7	2-3	0-2												
Mazzi Wilkins	5-2	7	2-0	3-2												
Mike Hampton	4-2	6	1-2	3-0												
Tyrone Barber	3-2	5	0-1	3-1												
Kevin Bronson	2-3	5	1-2	1-1												
Juwuan Brown	2-3	5	2-0	0-3												
Mekhi LaPointe	0-4	4	0-1	0-3												
Kelvin Pinkney	0-4	4	0-0	0-4												
Nick Roberts	2-2	4	0-1	2-1												
Rashawn Yates	2-2	4	1-1	1-1												
Dwayne Boyles	1-1	2	1-1													
Vincent Jackson	2-1	2	0-0	2-1												
Deangelo Antoine	1-0	1	1-0													
Chris Barr	1-0	1	1-0													
Duran Bell	1-0	1	0-0	1-0												
Vincent Davis	1-0	1	1-0													
Ian Deneen	1-0	1	0-0	1-0												
Frederick Lloyd	0-1	1	0-0	0-1												
Andrew Mims	1-0	1	0-0	1-0												
Jernard Phillips	1-0	1	1-0													
Trevon Sands	0-1	1	0-0	0-1												
Randall St. Felix	1-0	1	0-0	1-0												
Davion Sutton	0-1	1	0-1													

GAME-BY-GAME SACKS

PLAYER	S-AS	TOTAL	ELON	G-Tech	ILL	ECU	UMASS	TULSA	UCONN	HOUS	TULANE	CINC	TEM	UCF	--	--
Josh Black	1-0	1.0	—	1.0-3												
Kevin Kegler	1-0	1.0	—	1.0-7												
Kirk Livingston	1-0	1.0	1.0-2													
Nico Sawtelle	1-0	1.0	1.0-5													
Rashawn Yates	1-0	1.0	1.0-10													
TEAM TOTAL	5	5.0	3.0-17	2.0-10												

GAME-BY-GAME TFL

PLAYER	S-AS	TOTAL	ELON	G-Tech	ILL	ECU	UMASS	TULSA	UCONN	HOUS	TULANE	CINC	TEM	UCF	--	--
Kirk Livingston	2-1	2.5	2.5-6													
Nico Sawtelle	2-1	2.5	2.5-7													
Kevin Bronson	1-2	2.0	0.5-2	1.5-3												
Kevin Kegler	2-0	2.0	1.0-3	1.0-7												
Josh Black	1-1	1.5	—	1.5-4												
Juwuan Brown	1-1	1.5	1.0-2	0.5-0												
Greg Reaves	1-1	1.5	1.0-2	0.5-1												
Jaymon Thomas	1-1	1.5	1.5-4													
Rashawn Yates	1-1	1.5	1.5-10													
Ronnie Hoggins	0-1	0.5	—	0.5-0												
Kelvin Pinkney	0-1	0.5	—	0.5-1												
Bentlee Sanders	0-1	0.5	0.5-1													
TEAM TOTAL	9-6	18.0	12.0-37	6.0-16												

NCAA/CONFERENCE RANKINGS - TEAM

Statistic	National Rank	Conference Rank	Value	National Leader	Value	Conference Leader	Value
3rd Down Conversion Pct (128 ranked)	13	2	0.567	Ohio St.	0.724	UCF	0.667
3rd Down Conversion Pct Defense (128 ranked)	28	2	0.280	Akron	0.143	Tulsa	0.227
4th Down Conversion Pct (97 ranked)	25	3	0.750	20 teams tied	1.000	Tulsa	0.833
4th Down Conversion Pct Defense (117 ranked)	92	8	0.667	35 teams tied	0.000	Tulane Houston Cincinnati	0.000 0.000 0.000
Blocked Kicks (9 ranked)				Temple	3	Temple	3
Blocked Kicks Allowed (122 ranked)	1	1	0	99 teams tied	0	11 teams tied	0
Blocked Punts (2 ranked)				Tennessee	2	Temple Tulsa	1 1
Blocked Punts Allowed (127 ranked)	1	1	0	116 teams tied	0	11 teams tied	0
Completion Percentage (128 ranked)	41	2	0.649	Ohio St.	0.821	Memphis	0.672
Defensive TDs (2 ranked)				Fresno St.	3		
Fewest Penalties (126 ranked)	49	4	12	Navy Troy	3 3	Navy	3
Fewest Penalties Per Game (128 ranked)	47	4	6.00	Navy	1.50	Navy	1.50
Fewest Penalty Yards (128 ranked)	38	4	91	Troy	25	Navy	28
Fewest Penalty Yards Per Game (128 ranked)	36	4	45.50	Navy	14.00	Navy	14.00
First Downs Defense (128 ranked)	87	7	43	Akron	13	Cincinnati	26
First Downs Offense (128 ranked)	14	2	56	Hawaii	78	UCF	60
Fumbles Lost (128 ranked)	1	1	0	29 teams tied	0	South Fla. UCF	0 0
Fumbles Recovered (59 ranked)	59	4	1	Arkansas	6	Navy	4
Kickoff Return Defense (128 ranked)	84	8	21.55	4 teams tied	0.00	Memphis	11.83
Kickoff Returns (125 ranked)	9	1	34.44	Alabama	77.00	South Fla.	34.44
Net Punting (128 ranked)	110	9	33.00	Ohio St. Washington St.	48.00 48.00	Tulsa	44.00
Passes Had Intercepted (128 ranked)	33	5	1	32 teams tied	0	4 teams tied	0
Passes Intercepted (74 ranked)	5	1	4	California	6	South Fla. UCF Tulane	4 4 4
Passing Offense (128 ranked)	40	5	284.5	North Texas	457.5	UCF	303.0
Passing Yards Allowed (128 ranked)	9	2	112.5	Utah	62.0	Memphis	83.0
Passing Yards per Completion (128 ranked)	86	9	11.38	Army West Point	21.50	Tulane	15.70
Punt Return Defense (128 ranked)	72	5	6.00	Rice Arkansas St.	-2.00 -2.00	UCF	0.00
Punt Returns (128 ranked)	54	4	9.25	Oregon St.	46.00	Temple	14.33
Red Zone Defense (90 ranked)	40	5	0.750	TCU Florida	0.000 0.000	Temple	0.444
Red Zone Offense (128 ranked)	83	6	0.818	44 teams tied	1.000	5 teams tied	1.000
Rushing Defense (128 ranked)	124	11	305.5	Arizona St.	32.5	Cincinnati	101.5
Rushing Offense (128 ranked)	57	8	186.0	Georgia Tech	429.0	UCF	306.0
Sacks Allowed (128 ranked)	71	7	2.00	12 teams tied	0.00	Houston UCF	0.00 0.00
Scoring Defense (128 ranked)	80	7	26.0	Toledo	3.0	Cincinnati UCF	8.5 8.5
Scoring Offense (128 ranked)	33	4	41.5	Toledo	66.0	UCF	47.0
Tackles for Loss Allowed (128 ranked)	84	10	6.50	Mississippi St.	1.00	UCF	1.50
Team Passing Efficiency (128 ranked)	56	5	145.84	Boston College	236.94	Houston	166.64
Team Passing Efficiency Defense (128 ranked)	22	3	97.33	Akron	47.96	Cincinnati	84.98
Team Sacks (124 ranked)	38	1	2.50	Nebraska	7.00	South Fla. Cincinnati Memphis	2.50 2.50 2.50
Team Tackles for Loss (128 ranked)	15	4	9.0	Mississippi St.	12.5	East Carolina SMU UCF	9.5 9.5 9.5
Time of Possession (128 ranked)	118	7	25:38	UTEP	39:11	Navy	36:05
Total Defense (128 ranked)	94	7	418.0	Utah	143.5	Memphis	245.0
Total Offense (128 ranked)	40	4	470.5	Oklahoma St.	674.5	UCF	609.0
Turnover Margin (127 ranked)	9	1	2.00	Ohio	4.00	South Fla. Navy	2.00 2.00
Turnovers Gained (105 ranked)	13	2	5	Fresno St.	8	UCF	6
Turnovers Lost (128 ranked)	6	1	1	5 teams tied	0	Cincinnati Navy South Fla.	1 1 1
Winning Percentage (107 ranked)	1	1	1.000	54 teams tied	1.000	4 teams tied	1.000

NCAA/CONFERENCE RANKINGS - INDIVIDUAL

Statistic	Player	National Rank	Conference Rank	Value	National Leader	Value	Conference Leader	Value
All Purpose (200 ranked)	Terrence Horne Randall St. Felix	23 189	3 19	152.50 83.00	Greg Dortch, Wake Forest	255.00	Darrell Henderson, Memphis	205.50
Blocked Kicks (1 ranked)					Quincy Roche, Temple	2	Quincy Roche, Temple	2
Combined Kick Returns (198 ranked)	Terrence Horne Tyre McCants	1 192	1 17	282 26	Terrence Horne, South Fla.	282	Terrence Horne, South Fla.	282
Completion Percentage (121 ranked)	Blake Barnett	25	2	0.692	Andre Nunez, Louisiana	0.864	Brady White, Memphis	0.698
Completions Per Game (98 ranked)	Blake Barnett	24	2	22.50	Gardner Minschew II, Washington St.	36.00	Reid Herring, East Carolina	28.00
Field Goal Percentage (93 ranked)					33 players tied	1.000	Jake Verity, East Carolina	1.000
Field Goals Per Game (73 ranked)					Dominik Eberle, Utah St. Cole Hedlund, North Texas	3.50 3.50	Jake Verity, East Carolina	2.50
Forced Fumbles (20 ranked)	Kirk Livingstone Bentlee Sanders	20 20	3 3	0.50 0.50	18 players tied	1.00	JJ Russell, Memphis Sean Williams, Navy	1.00 1.00
Fumbles Recovered (10 ranked)	Nico Sawtelle	10	1	1	9 players tied	2	13 players tied	1
Interceptions Per Game (25 ranked)	Mike Hampton Ronnie Hoggins Vincent Jackson Nico Sawtelle	25 25 25 25	3 3 3 3	0.5 0.5 0.5 0.5	Andre Cisco, Syracuse Jaylinn Hawkins, California	1.5 1.5	Garrett Davis, Houston Richie Grant, UCF	1.0 1.0
Kickoff Return TDs (2 ranked)	Terrence Horne	1	1	2	Terrence Horne, South Fla.	2	Terrence Horne, South Fla.	2
Kickoff Returns (80 ranked)	Terrence Horne	2	1	47.0	Tre Brown, Oklahoma	47.3	Terrence Horne, South Fla.	47.0
Passes Defended (90 ranked)	Mike Hampton	15	2	2.0	4 players tied	3.0	Donnie Lewis Jr., Tulane	2.5
Passing Efficiency (121 ranked)	Blake Barnett	39	3	157.1	Mitch Guadagni, Toledo	269.8	D'Eriq King, Houston	180.4
Passing TDs (37 ranked)	Blake Barnett	22	3	5	Cole McDonald, Hawaii	13	D'Eriq King, Houston	7
Passing Yards (129 ranked)	Blake Barnett	42	4	507	Cole McDonald, Hawaii	1,165	Reid Herring, East Carolina	599
Passing Yards Per Game (130 ranked)	Blake Barnett	41	4	253.5	Mason Fine, North Texas	431.0	Reid Herring, East Carolina	299.5
Passing Yards per Completion (121 ranked)	Blake Barnett	78	8	11.27	Keytaon Thompson, Mississippi St.	28.00	D'Eriq King, Houston	16.65
Points Responsible For (125 ranked)	Blake Barnett Terrence Horne	9 125	2 14	48 18	Cole McDonald, Hawaii	92	D'Eriq King, Houston	62
Points Responsible For Per Game (132 ranked)	Blake Barnett Terrence Horne	8 132	2 14	24.0 9.0	D'Eriq King, Houston	31.0	D'Eriq King, Houston	31.0
Punt Return TDs (2 ranked)					Greg Dortch, Wake Forest	2	Ty Mason, Temple	1
Punt Returns (67 ranked)	Tyre McCants	31	3	8.7	Quez Watkins, Southern Miss.	34.3	Otis Anderson, UCF	18.8
Punting (78 ranked)					Brandon Wright, Georgia St.	55.0	Luke Magliozzi, UConn	46.5
Receiving TDs (29 ranked)					Cedric Byrd, Hawaii John Ursua, Hawaii	5 5	6 players tied	2
Receiving Yards (200 ranked)	Randall St. Felix Tyre McCants Darnell Salomon	58 114 141	3 12 16	166 125 114	John Ursua, Hawaii	423	Terren Encalade, Tulane	227
Receiving Yards Per Game (200 ranked)	Randall St. Felix Tyre McCants Darnell Salomon	57 117 145	3 12 16	83.0 62.5 57.0	Laviska Shenault, Colorado	194.0	Terren Encalade, Tulane	113.5
Receptions Per Game (177 ranked)	Tyre McCants Randall St. Felix	9 73	1 7	8.0 5.0	Laviska Shenault, Colorado	10.5	Tyre McCants, South Fla.	8.0
Rush Yards Per Carry (164 ranked)	Blake Barnett	74	5	5.08	Darrell Henderson, Memphis	13.09	Darrell Henderson, Memphis	13.09
Rushing TDs (13 ranked)	Blake Barnett	13	5	3	Zach Abey, Navy Jonathan Taylor, Wisconsin Michael Warren II, Cincinnati	5 5 5	Zach Abey, Navy Michael Warren II, Cincinnati	5 5
Rushing Yards (199 ranked)	Blake Barnett	114	13	122	Jonathan Taylor, Wisconsin	398	Darrell Henderson, Memphis	288
Rushing Yards Per Game (200 ranked)	Blake Barnett	111	13	61.0	Jonathan Taylor, Wisconsin	199.0	Darrell Henderson, Memphis	144.0
Sacks (99 ranked)	Josh Black Kevin Kegler Kirk Livingstone Nico Sawtelle Rashawn Yates	99 99 99 99 99	7 7 7 7 7	0.50 0.50 0.50 0.50 0.50	Khalil Davis, Nebraska	2.00	Isaiah Chambers, Houston	1.50
Scoring (159 ranked)	Blake Barnett Terrence Horne	62 62	6 6	9.0 9.0	Cole Hedlund, North Texas	16.0	Zach Abey, Navy Darrell Henderson, Memphis Michael Warren II, Cincinnati	15.0 15.0 15.0
Solo Tackles (78 ranked)	Khalid McGee Jaymon Thomas	30 54	2 10	6.0 5.5	Joe Dineen Jr., Kansas	10.0	Delvon Randall, Temple	6.5
Tackles For Loss (95 ranked)	Kirk Livingstone Nico Sawtelle	95 95	9 9	1.3 1.3	Cornel Jones, Purdue	3.3	Cortez Broughton, Cincinnati Nate Harvey, East Carolina	2.8 2.8
Total Interceptions (20 ranked)	Mike Hampton Ronnie Hoggins Vincent Jackson Nico Sawtelle	20 20 20 20	3 3 3 3	1 1 1 1	Andre Cisco, Syracuse Jaylinn Hawkins, California	3 3 3	Garrett Davis, Houston Richie Grant, UCF	2 2
Total Offense (200 ranked)	Blake Barnett	21	3	314.5	Cole McDonald, Hawaii	430.0	Mckenzie Milton, UCF	327.5
Total Points Scored (149 ranked)	Blake Barnett Terrence Horne	56 56	6 6	18 18	Cole Hedlund, North Texas	32	Zach Abey, Navy Darrell Henderson, Memphis Michael Warren II, Cincinnati	30 30 30
Total Tackles (391 ranked)	Khalid McGee Jaymon Thomas Bentlee Sanders Ronnie Hoggins	36 112 195 247	2 12 26 33	10.0 7.5 6.5 6.0	Joe Dineen Jr., Kansas	15.0	Tyler Coyle, UConn	12.0
Total Touchdowns (86 ranked)	Blake Barnett Terrence Horne	26 26	5 5	3 3	9 players tied	5	Zach Abey, Navy Darrell Henderson, Memphis	5 5

WIDE RECEIVERS/TIGHT ENDS

#3 WR DARNELL SALOMON

Receptions.....5, at UCF (11/24/17)
 Receiving Yards.....139, at UCF (11/24/17)
 Long.....83 (TD), at UCF (11/24/17)
 Receiving TD.....1, 6X, last vs. Georgia Tech (9/8/18)

#6 WR RYSEHENE BRONSON

Receptions.....3, 4x, last at Cincinnati (10/1/16)
 Receiving Yds.....113, vs. Northern Illinois (9/10/16)
 Long Reception.....75, vs. NC State (9/13/14)
 Receiving TDs.....1, 3x, last vs. Northern Illinois (9/10/16)

#8 WR TYRE MCCANTS

Receptions.....10, vs. Georgia Tech (9/8/18)
 Receiving Yards.....227, at UCF (11/24/17)
 Long.....65 (TD), 2x, last, vs. Stony Brook (9/2/17)
 Receiving TD.....2, 2x, last vs. Texas Tech (11/24/17)

#15 WR JERNARD PHILLIPS

Receptions.....2, vs. Elon (9/1/18)
 Receiving Yards.....28, vs. Elon (9/1/18)
 Long Reception.....15, vs. Elon (9/1/18)
 Receiving TDs.....0

#18 WR DEVONTRES DUKES

Receptions.....2, Illinois (9/15/17)
 Receiving Yards.....24, Illinois (9/15/17)
 Long.....8, at San Jose State (8/26/17)
 Receiving TD.....0

#80 WR TERRENCE HORNE

Receptions.....2, vs. Georgia Tech (9/8/18)
 Receiving Yards.....11, vs. Georgia Tech (9/8/18)
 Long.....8, vs. Georgia Tech (9/8/18)
 Receiving TD.....1, vs. Georgia Tech (9/8/18)

#82 WR ZION ROLAND

Receptions.....1, vs. Elon (9/1/18)
 Receiving Yards.....9, vs. Elon (9/1/18)
 Long.....9, vs. Elon (9/1/18)
 Receiving TD.....0

#84 WR RANDALL ST. FELIX

Receptions.....7, vs. Elon (9/1/18)
 Receiving Yards.....143, vs. Elon (9/1/18)
 Long.....52, vs. Elon (9/1/18)
 Receiving TD.....1, vs. Elon (9/1/18)

#85 TE JACOB MATHIS

Receptions.....0
 Receiving Yards.....0
 Long.....0
 Receiving TD.....0

#86 WR STANLEY CLERVEAUX

Receptions.....3, vs. Elon (9/1/18)
 Receiving Yards.....19, vs. Elon (9/1/18)
 Long Reception.....10, Illinois (9/15/17)
 Receiving TDs.....0

#87 TE FREDERICK LLOYD

Receptions.....0
 Receiving Yards.....0
 Long Reception.....0
 Receiving TDs.....0

#89 TE MITCHELL WILCOX

Receptions.....4, vs. Elon (9/1/18)
 Receiving Yards.....52, vs. Florida State (9/24/16)
 Receiving TDs.....1, 5X, last vs. Elon (9/1/18)
 Long Reception.....52, vs. Florida State (9/24/16)

QUARTERBACKS

#7 QB BRETT KEAN

Completions.....6, at Cincinnati (10/1/16)
 Attempts.....7, 3x, last vs. Elon (9/1/18)
 Passing Yards.....52, vs. Towson (9/3/16)
 Long Pass.....23 (TD), vs. Towson (9/3/16)
 Passing TDs.....2, vs. Towson (9/3/16)
 Rushes.....1, 3x, last vs. Elon (9/1/18)
 Rushing Yards.....4, vs. Navy (10/28/16)
 Long Rush.....4, vs. Navy (10/28/16)
 Rushing TDs.....0

#10 QB CHRIS OLADOKUN

Completions.....2, vs. Elon (9/1/18)
 Attempts.....5, vs. Elon (9/1/18)
 Passing Yards.....25, vs. Elon (9/1/18)
 Long Pass.....21, vs. Elon (9/1/18)
 Passing TDs.....0
 Rushes.....3, vs. Elon (9/1/18)
 Rushing Yards.....13, vs. Elon (9/1/18)
 Long Rush.....14, vs. Elon (9/1/18)
 Rushing TDs.....0

#11 QB BLAKE BARNETT

Completions.....24, vs. Elon (9/1/18)
 Attempts.....34, vs. Elon (9/1/18)
 Passing Yards.....305, vs. Elon (9/1/18)
 Long Pass.....52, vs. Elon (9/1/18)
 Passing TDs.....3, vs. Elon (9/1/18)
 Rushes.....15, vs. Georgia Tech (9/8/18)
 Rushing Yards.....86, vs. Georgia Tech (9/8/18)
 Long Rush.....22, vs. Georgia Tech (9/8/18)
 Rushing TDs.....2, vs. Georgia Tech (9/8/18)

RUNNING BACKS

#2 RB JORDAN CRONKRITE

Rushes.....9, 3X, last vs. Georgia Tech (9/8/18)
 Rushing Yards.....47, vs. East Carolina (9/12/15)
 Long Rush.....18, vs. East Carolina (9/12/15)
 Rushings TDs.....1, 4X, last vs. North Texas (9/17/16)
 Receptions.....5, at Tennessee (9/24/16)
 Receiving Yards.....49, at South Carolina (11/14/15)
 Long Reception.....41, at South Carolina (11/14/15)
 Receiving Touchdowns...1, 2X, last at Tennessee (9/24/16)

#20 RB JOHNNY FORD

Rushes.....8, vs. Elon (9/1/18)
 Rushing Yards.....43, vs. Elon (9/1/18)
 Long Rush.....8, vs. Elon (9/1/18)
 Rushings TDs.....0
 Receptions.....0
 Receiving Yards.....0
 Receiving TDs.....0
 Long Reception.....0

#22 RB DURAN BELL

Rushes.....12, vs. Georgia Tech (9/8/18)
 Rushing Yards.....69, vs. Georgia Tech (9/8/18)
 Long Rush.....16, vs. Georgia Tech (9/8/18)
 Rushings TDs.....1, vs. Georgia Tech (9/8/18)
 Receptions.....0
 Receiving Yards.....0
 Receiving TDs.....0
 Long Reception.....0

#28 RB TREVON SANDS

Rushes.....8, vs. Illinois (9/15/17)
 Rushing Yards.....43, vs. Illinois (9/15/17)
 Long.....14, vs. Elon (9/1/18)
 Rushing TD.....0

#31 RB ELIJAH MACK

Rushes.....10, vs. Elon (9/1/18)
 Rushing Yards.....33, vs. Elon (9/1/18)
 Long Rush.....10, vs. Elon (9/1/18)
 Rushings TDs.....0
 Receptions.....0
 Receiving Yards.....0
 Long Reception.....0

SPECIALISTS

#24 K COBY WEISS

Field Goals.....1, 2X, last vs. Virginia Lynchburg (11/4/17)
 Long Field Goal.....39, vs. Austin Peay (10/14/17)
 Points.....7, vs. Georgia Tech (9/8/18)
 FG Streak.....1, (2017)

#37 K JAKE STONE

Field Goals.....0
 Long Field Goal.....0
 Points.....0
 FG Streak.....0

#39 P TRENT SCHNEIDER

Punts.....4, vs. Elon (9/1/18)
 Yards.....147, vs. Elon (9/1/18)
 Avg.....38.7, vs. Georgia Tech (9/8/18)
 Long.....49, vs. Elon (9/1/18)
 Inside 20.....2, vs. Elon (9/1/18)

#42 K JAKE VIVONETTO (Stats from John Carroll)

Field Goals.....3, vs. Muskingum (10/31/15)
 Long Field Goal.....43, vs. Mount Union (11/14/15)
 Points.....12, vs. Muskingum (10/31/15)
 FG Streak.....3, 2015

#6 S DEANGELO ANTOINE

Long Kickoff Return.....11, vs. Elon (9/1/18)
 Kickoff Return Yards.....11, vs. Elon (9/1/18)
 Kickoff Return Average.....11.0, vs. Elon (9/1/18)

#8 WR TYRE MCCANTS

Long Kickoff Return.....33, vs. Tulsa (11/16/17)
 Kickoff Return Yards.....56, vs. Tulsa (11/16/17)
 Kickoff Return Average.....28.0, vs. Tulsa (11/16/17)
 Long Punt Return.....19, vs. Elon (9/1/18)

#20 RB JOHNNY FORD

Long Kickoff Return.....15, vs. Elon (9/1/18)
 Kickoff Return Yards.....15, vs. Elon (9/1/18)
 Kickoff Return Average.....15.0, vs. Elon (9/1/18)

#80 WR TERRENCE HORNE

Long Kickoff Return.....98, vs. Georgia Tech (9/8/18)
 Kickoff Return Yards.....264, vs. Georgia Tech (9/8/18)
 Kickoff Return Average.....52.8, vs. Georgia Tech (9/8/18)
 Kickoff Return Touchdown.....2, vs. Georgia Tech (9/8/18)

DEFENSIVE BACKS

#1 DB CHRIS BARR

Tackles.....	1, vs. Elon (9/1/18)
TFL.....	0
Sacks.....	0
INT.....	0

#6 S DEANGELO ANTOINE

Tackles.....	1, vs. Elon (9/1/18)
TFL.....	0
Sacks.....	0
INT.....	0

#7 DB MIKE HAMPTON

Tackles.....	3, 4X, last vs. Georgia Tech (9/8/18)
TFL.....	0
Sacks.....	0
INT.....	1, vs. Elon (9/1/18)
PBU.....	2, vs. Georgia Tech (9/8/18)

#14 DB VINCENT DAVIS

Tackles.....	1, 2X, last vs. Georgia Tech (9/8/18)
TFL.....	0
Sacks.....	0
INT.....	0

#18 DB JAYMON THOMAS

Tackles.....	11, vs. Elon (9/1/18)
TFL.....	2.0, 2x, last vs. South Carolina (12/29/16)
Sacks.....	1.0, 2x, last vs. South Carolina (12/29/16)
FR.....	1, 2x, last vs. South Carolina (12/29/16)
FF.....	1, 2x, last vs. South Carolina (12/29/16)
PBU.....	1, 4x, last at ECU (9/30/17)

#19 DB RONNIE HOGGINS

Tackles.....	12, at Syracuse (9/17/16)
TFL.....	1.5, vs. Memphis (10/2/15)
INT.....	1, 7x, last vs. Georgia Tech (9/8/18)
PBU.....	2, 3x, last vs. Texas Tech (12/23/17)
FF.....	1, at Syracuse (9/17/16)
FR.....	1, at SMU (11/19/16)

#20 S BENTLEE SANDERS

Tackles.....	10, vs. Elon (9/1/18)
TFL.....	0.5, vs. Elon (9/1/18)
Sacks.....	0
INT.....	0
FF.....	1, vs. Georgia Tech (9/8/18)

#22 DB MEKHI LaPOINTE

Tackles.....	3, vs. Georgia Tech (9/8/18)
TFL.....	0
Sacks.....	0
INT.....	0

#23 DB MAZZI WILKINS

Tackles.....	7, vs. Temple (9/21/17)
TFL.....	0.5, vs. Temple (9/21/17)
Sacks.....	0.5, vs. Temple (9/21/17)
INT.....	1, 3X, at ECU, 9/30/17
PBU.....	4, at ECU, 9/30/17

#24 DB NICK ROBERTS

Tackles.....	3, vs. Georgia Tech (9/8/18)
TFL.....	0
Sacks.....	0
INT.....	0

#25 DB EUGENE BOWMAN

Tackles.....	0
TFL.....	0
Sacks.....	0
INT.....	0

#26 DB KEYON HELTON

Tackles.....	0
TFL.....	0
Sacks.....	0

DEFENSIVE LINE

#4 DE GREG REAVES

Tackles.....	9, vs. Houston (10/28/17)
Sacks.....	1, 5x, last vs. Tulsa (11/16/17)
TFL.....	2.5, 2X, last vs. Tulsa (11/16/17)
INT.....	0
FR.....	0

#15 VINCENT JACKSON

Tackles.....	5, at Syracuse (9/17/16)
Sacks.....	0.5, vs. Temple (9/21/17)
INT.....	1, vs. Elon (9/1/18)
TFL.....	1.5, vs. Temple (9/21/17)
FF.....	0

#51 DE STACY KIRBY

Tackles.....	0
Sacks.....	0
TFL.....	0
INT.....	0
FR.....	0

#55 DE JOSH BLACK

Tackles.....	6, vs. Georgia Tech (9/8/18)
Sacks.....	1.0, 4x, last vs. Georgia Tech (9/8/18)
TFL.....	1.5, vs. Georgia Tech (9/8/18)
FF.....	1, vs. Towson (9/3/16)

#56 JUWUAN BROWN

Tackles.....	4, at Syracuse (9/17/16)
Sacks.....	1.0, 4x, last vs. Tulsa (11/16/17)
TFL.....	1.0, 7x, last vs. Elon (9/1/18)
FF.....	1, vs. Cincinnati (10/14/17)
FR.....	1 (TD), vs. UCF (11/26/16)

#90 DT KEVIN KEGLER

Tackles.....	4, vs. Georgia Tech (9/8/18)
TFL.....	1.0, 3x, last vs. Georgia Tech (9/8/18)
Sacks.....	1, 2X, last vs. Georgia Tech (9/8/18)
INT.....	0
FR.....	0

#91 DT RASHAWN YATES

Tackles.....	2, 2X, last vs. Georgia Tech (9/8/18)
Sacks.....	1.0, vs. Elon (9/1/18)
TFL.....	1.5, vs. Elon (9/1/18)
INT.....	0
FR.....	0

#93 DT TYRONE BARBER

Tackles.....	4, vs. Georgia Tech (9/8/18)
Sacks.....	0
TFL.....	0
INT.....	0
FR.....	0

#94 DE KIRK LIVINGSTONE

Tackles.....	7, vs. Elon (9/1/18)
Sacks.....	1.0, 3x, last vs. Elon (9/1/18)
TFL.....	2.5, 2x, last vs. Elon (9/1/18)
FF.....	1, vs. Elon (9/1/18)
PBU.....	1, at San Jose State (8/26/17)

#96 DT KELVIN PINKNEY

Tackles.....	6, at San Jose State (8/26/17)
Sacks.....	1, vs. Cincinnati (10/14/17)
TFL.....	1.0, at UConn (11/4/17)
INT.....	0
FR.....	0
Blocked Kick.....	1 (PAT), at San Jose State (9/26/17)

#99 KEVIN BRONSON

Tackles.....	5, 2x, last at Cincinnati (10/1/16)
Sacks.....	1.5, at ECU (11/7/15)
TFL.....	2.0, vs. Northern Illinois (9/10/16)
FF.....	1, at Florida State (9/12/15)
INT.....	1, at UConn (10/17/15)

LINEBACKERS

#2 DB KHALID MCGEE

Tackles.....	11, vs. Elon (9/1/18)
TFL.....	2, 2X, last at UCF (11/24/17)
Sacks.....	1, vs. South Carolina (12/29/16)
INT.....	1, at Cincinnati (10/1/16)
FF.....	1, vs. Houston (10/28/17)
FR.....	2, vs. South Carolina (12/29/16)

#11 LB DWAYNE BOYLES, JR.

Tackles.....	2, vs. Elon (9/1/18)
TFL.....	0
INT.....	0
PBU.....	1, vs. Elon (9/1/18)
FR.....	0

#30 LB JEFFREY FARRAR *(Stats from Mount SAC JC)*

Tackles.....	4, 3X, last at Orange Coast (10/1/16)
TFL.....	1, vs. Santa Monica (9/17/16)
INT.....	1, 3X, last at Ventura (9/10/16)
FR.....	0
PBU.....	3, at Ventura (9/10/16)

#34 LB KIERSTON JOHNSON

Tackles.....	2, 2x, last vs. Temple (9/21/17)
TFL.....	1, vs. Temple (9/21/17)
INT.....	1, vs. Illinois (9/15/17)
FR.....	0
PBU.....	1, vs. Illinois (9/15/17)

#44 LB TONY GRIER, JR.

Tackles.....	0
TFL.....	0
INT.....	0
FR.....	0

#54 LB NICO SAWTELLE

Tackles.....	10, 2X, last at UConn (11/4/17)
TFL.....	2.5, vs. Elon (9/1/18)
Sacks.....	1.0, 2x, last vs. Elon (9/1/18)
FR.....	1, 3X, last vs. Georgia Tech (9/8/18)
INT.....	1, 2X, last vs. Georgia Tech (9/8/18)

THE LAST TIME - INDIVIDUAL

	USF	OPPONENT
	RUSHING	
Rushed at least 25 times:	Darius Tice (26), Houston, 10/28/17	D. Brewer (34), vs. Tulsa, 11/16/17
Rushed at least 30 times:	Marlon Mack (31), vs. UConn, 9/19/14	D. Brewer (34), vs. Tulsa, 11/16/17
Rushed for 100 yards:	Quinton Flowers (106), vs. Texas Tech, 12/23/17	T. Marshall (113), vs. Georgia Tech, 9/8/18
Multiple players rushed for 100 yards:	Tice (141) & Flowers (138), at Tulane, 10/21/17	D. Cook (267) & J. Patrick (124), vs. FSU, 9/24/16
Rushed for 150 yards:	Marlon Mack (155) & Flowers (152), vs. UCF, 11/26/16	D. Brewer (163), vs. Tulsa, 11/16/17
Rushed for 200 yards:	Quinton Flowers (210), at Memphis, 11/12/16	R. Armstead (210), at Temple, 10/21/16
USF player rushed for 200 yards in consecutive games	Dyral McMillan (258) vs. New Haven, 11/6/99; (221) vs. Hofstra, 11/13/99	
Scored on a run of 50 yards or more:	Darius Tice (54) vs. Tulsa, 11/16/17	Stacey Bell (54), Stony Brook, 9/2/17
Scored on a run of 70 yards or more:	Marquez Valdes-Scantling (75), at ECU 9/30/17	R. Armstead (76), at Temple, 10/21/16
	PASSING	
Player attempted 60+ passes:	Marquel Blackwell (61), at Memphis, 9/22/01	Troy Mitchell (66), vs. Western Carolina, 8/30/14
Player attempted 50-59 passes:	Matt Grothe (54), vs. Cincinnati, 11/3/07	Nic Shimonek (59), vs. Texas Tech, 12/23/17
Player attempted 40-49 passes:	Quinton Flowers (45), at UCF, 11/24/17	Mckenzie Milton (44), at UCF, 11/24/17
Player completed 30-39 passes:	B.J. Daniels (31), vs. Cincinnati, 10/22/11	Nic Shimonek (32), vs. Texas Tech, 12/23/17
Player completed 25-29 passes:	Mike White (26), at Houston, 10/31/13	Mckenzie Milton (29), at UCF, 11/24/17
Player passed for more than 400 yards:	Quinton Flowers (503), at UCF, 11/24/17	Nic Shimonek (416), vs. Texas Tech, 12/23/17
Player passed for more than 300 yards:	Blake Barnett (305), vs. Elon, 9/1/18	Mckenzie Milton (373), at UCF 11/24/17
Player threw five touchdowns:	Marquel Blackwell (5), at East Carolina, 10/19/02	Tyler Palko (5), vs. Pittsburgh, 12/4/04
Player threw four touchdowns:	Quinton Flowers (4), vs. Texas Tech, 12/23/17	Mckenzie Milton (4), at UCF, 11/24/17
Player threw three touchdowns:	Blake Barnett (3), vs. Elon, 9/1/18	Nic Shimonek (3), vs. Texas Tech, 12/23/17
Player threw a TD of 70 yards or more:	Quinton Flowers-Darnell Salomon (83), at UCF, 11/24/17	T. Marshall to C. Lynch (81), vs. Georgia Tech, 9/8/18
Player threw a TD of 60-70 yards or more:	Quinton Flowers-M. Valdes-Scantling (64), vs. Texas Tech, 12/23/17	
Player threw a TD of 50-60 yards or more:	Quinton Flowers-T. McCants (54), vs. Stony Brook, 9/2/17	
	RECEIVING	
Player caught 10 passes:	Tyre McCants (10), vs. Georgia Tech, 9/8/18	Keke Coutee, vs. Texas Tech, 12/23/17
Player had 100 receiving yards:	Randall St. Felix (143), vs. Elon, 9/1/18	C. Lynch (111), vs. Georgia Tech, 9/8/18
USF player with three straight 100-yard games:	Andre Davis (113), vs. SMU, 11/26/13; (110) vs. Memphis, 11/16/13; (134), vs. Houston, 10/31/13	
	TOTAL OFFENSE	
Player had 600-plus yards:	Quinton Flowers (605), at UCF, 11/24/17	
Player had 400-600 yards:	Quinton Flowers (417), vs. Texas Tech, 12/23/17	Mckenzie Milton (429), at UCF, 11/24/17
QB Had 100+ yards RUSHING & 400+ PASSING:	Quinton Flowers, 102 rush, 503 pass, at UCF, 11/24/17	
QB had 100+ yards RUSHING & 200-400 PASSING:	Quinton Flowers, 106 rush, 311 pass, vs. Texas Tech, 12/23/17	Will Worth, 129 rush, 299 pass, vs. Navy, 10/28/16
	DEFENSE	
Player intercepted three or more passes:	J.R. Reed (3), at Memphis, 11/29/03	Bobby McCain (3), vs. Memphis, 11/16/13
Player intercepted two or more passes:	Deatrick Nichols (2), vs. Temple, 9/21/17	Sean Davis (2), at Maryland, 9/19/15
Player recovered two or more fumbles:	Khalid McGee (2), vs. S.C. (Birmingham Bowl), 12/29/16	Jacob Martin (2), vs. Temple, 9/21/17
Player recorded four or more sacks:	George Selvie (4), vs. Elon, 9/1/07	Never
Player recorded three sacks:	Deadrin Senat (3), vs. Texas Tech, 12/23/17	Stephen Tulloch (3), vs. NC State, 12/31/05
Player recorded 15 or more tackles:	DeDe Lattimore (18), at Rutgers, 12/7/13	D. Spencer (15), at UCF, 11/26/15
Player returned an interception for a touchdown:	Auggie Sanchez (65), vs. Cincinnati, 10/14/17	Austin McDaniel (46), at Tulsa, 10/18/14
Player returned a fumble for a touchdown:	Juwuan Brown (22), vs. UCF, 11/26/16	Jacob Martin (44), vs. Temple, 9/21/17
Player recorded 4.0 tackles for loss or more:	Deadrin Senat (4.0), vs. Houston, 10/28/17	Juwuan Johnson (4.0), vs. Northern Illinois, 9/10/16
	PUNTING	
Player recorded four 50-yard punts:	Brandon Baker (4), at S.C., 9/18/04	Dane Roy (4), vs. Houston, 10/28/17
Player recorded a 60-yard punt:	Jonathan Hernandez (61), at Tulane, 10/21/17	Michael Carrizosa (68), at San Jose State, 8/26/17
Player recorded two 60-yard punts:	Jonathan Hernandez (61 & 60), at Tulane, 10/21/17	NEVER
	SCORING	
Player scored at least four touchdowns:	Marlon Mack (4), vs. Western Carolina, 8/30/14	Will Worth (4), vs. Navy, 10/28/16
Player scored at least three touchdowns:	Quinton Flowers (3), vs. S.C. (Birmingham Bowl), 12/29/16	T. Oliver (3), vs. Georgia Tech, 9/8/17
Player caught at least two touchdown passes:	Tyre McCants (2), vs. Texas Tech, 12/23/17	Tre'Quan Smith (2), vs. UCF, 11/26/16
Player rushed for at least three touchdowns:	Quinton Flowers (3), vs. S.C. (Birmingham Bowl), 12/29/16	T. Oliver (3), vs. Georgia Tech, 9/8/18
Player kicked (made) four+ field goals:	Emilio Nadelman (4), vs. Cincinnati, 10/14/17	Shawn Moffitt (4), vs. UCF, 11/29/13
Player kicked (made) three field goals:	Emilio Nadelman (3), at UConn, 11/4/17	Aaron Boumerhi, at Temple, 10/21/16
Player returned a kickoff for a touchdown:	Terrence Horne (98, 97), vs. Georgia Tech, 9/8/18	Mike Hughes (95), at UCF, 11/24/17
Player returned a punt for a touchdown:	D'Ernest Johnson (83), at Syracuse, 9/17/16	Trent Guy (60), vs. Louisville, 11/21/09
Player returned an interception for a touchdown:	Auggie Sanchez (43), at ECU 9/30/17	Austin McDaniel (46), at Tulsa, 10/18/14
Player returned a fumble for a touchdown:	Juwuan Brown (22), vs. UCF, 11/26/16	Jacob Martin (44), vs. Temple, 9/21/17
Player returned a fumble in the end zone for a touchdown:	Jake Sims, vs. Rutgers, 11/3/10	Jimmy Gaines, vs. Miami, 9/28/13
Player returned (or recovered) a blocked punt for a touchdown:	Andre Davis (11), vs. Florida A&M, 9/17/11	A. Contressa, vs. Stony Brook, 9/2/17
Player returned a blocked field goal attempt for a touchdown:	Nate Godwin (75), vs. Cincinnati, 10/5/13	Rod Davis (61), vs. Southern Miss, 10/25/03
Player scored on a two-point conversion attempt:	D'Ernest Johnson from Quinton Flowers, at UCF, 11/24/17	Mike Dudek, pass from Jeff George Jr., Illinois, 9/15/17

THE LAST TIME - TEAM

	USF	OPPONENT
	RUSHING	
Team had 400-499 yards:	416, at Memphis, 11/12/16	419, Georgia Tech, 9/8/18
Team had 300-399 yards:	378, at Tulane, 10/21/17	317, Navy, 10/18/16
Team had 200-299 yards:	224, vs. Georgia Tech, 9/8/18	255, vs. Houston, 10/28/17
Had 51-100 yards:	62, at Navy, 10/31/15	95, Cincinnati, 10/14/17
Had less than 50 yards:	5, vs. UCF, 11/28/14	-4, Temple, 9/21/17
Team had 70 or more attempts:	74, at San Jose State, 8/26/17	
Team had 60 or more attempts:	63, Temple, 9/21/17	69, at Navy, 10/31/15
Team had 50-59 attempts:	55, at Tulane, 10/28/17	57, vs. Georgia Tech, 9/8/18
Team had fewer than 25 attempts:	24, at Navy, 10/31/15	15, Illinois, 9/15/17
Team had five or more rushing touchdowns:	5, at ECU 9/30/17	6, Navy, 10/28/16
Team had at least three rushing touchdowns:	3, vs. Georgia Tech, 9/8/18	3, Georgia Tech, 9/8/18
Team had 0 rushing touchdowns:	at East Carolina, 11/7/15	Temple, 9/21/17
	PASSING	
Had 500+ yards passing:	503, at UCF, 11/24/17	
Had 400-499 yards passing:	477, vs. Florida A&M, 9/17/11	416, vs. Texas Tech, 12/13/17
Had 300-399 yards passing:	367, vs. Elon, 9/1/18	373, at UCF, 11/24/17
Had less than 100 yards passing:	96, Temple, 9/21/17	89, Temple, 9/21/17
Team had less than 50 yards passing:	Never, (record-low 60 vs. James Madison, 9/16/00)	42, Elon, 9/1/18
Had 50 or more attempts:	50, vs. Ball State, 9/10/11	59, vs. Texas Tech 12/23/17
Had 40-49 attempts:	46, vs. Elon, 9/1/18	44, at UCF, 11/24/17
Had less than 20 attempts:	15, at SMU, 11/19/16	18, vs. Georgia Tech, 9/8/18
Had less than 10 attempts:	Never (record-low 10 vs. Louisville, 9/24/05)	9, at Navy, 10/31/15
Had 30 or more completions:	31, vs. Cincinnati, 10/22/11	32, vs. Texas Tech 12/23/17
Had less than 10 completions:	8, Temple, 9/21/17	9, vs. Georgia Tech, 9/8/18
Team had less than five completions:	3, at Louisville, 10/22/04	3, at Navy, 10/31/15
Had five touchdown passes:	vs. Cincinnati, 11/20/15	Pittsburgh, 12/4/04
Had four touchdown passes:	vs. Texas Tech 12/23/17	at UCF, 11/24/17
Had zero touchdown passes:	Houston, 10/21/17	Elon, 9/1/18
Had five passes intercepted:	vs. UAB, 11/22/03	at Syracuse, 10/3/09
Had four passes intercepted:	vs. Memphis, 11/16/13	Temple, 9/21/17
Had three passes intercepted:	vs. Pittsburgh, 12/1/12	Illinois, 9/15/17
Did not throw an interception:	vs. Elon 9/1/18	Tulsa, 11/16/17
	TOTAL OFFENSE	
Had 700 or more yards:	745, vs. Florida A&M, 9/17/11	Never
Had 600 or more yards:	653, , at UCF, 11/24/17	602, vs. Georgia Tech, 9/8/18
Had 500 or more yards:	515, vs. Elon 9/1/18	549, vs. Texas Tech 12/23/17
Had 200 yards or less:	200, vs. UCF, 11/28/14	182, Florida A&M, 9/5/15
Had 100 yards or less:	Never	85, vs. Temple 9/21/17
Ran 100 or more plays:	101, at San Jose State, 8/26/17	
Ran 90 or more plays:	94, vs. Texas Tech 12/23/17	
Ran 85 or more plays:	93, Houston, 10/28/17	88, at San Jose State, 8/26/17
Ran 55 or fewer plays:	53, at Temple, 10/21/16	55, Illinois, 9/15/17
	SCORING	
Scored 80 or more points:	80, vs. Kentucky Wesleyan, 9/6/97	Never
Scored 70-79 points:	70, vs. Florida A&M, 9/17/11	Never
Scored 60-69 points:	61, at ECU 9/30/17 (Road game Record)	Never
Scored 50-59 points:	52, vs. Navy, 10/28/16	55, Florida State, 9/24/16
Scored 40-49 points:	49, vs. Georgia Tech, 9/8/18	49, at UCF, 11/24/17
Scored less than 10 points:	0, vs. UCF, 11/28/14	3, Cincinnati, 10/14/17
Failed to score points:	0, vs. UCF, 11/28/14	0, Charleston Southern, 9/19/09
Won by 45 points or more:	48, vs. Florida A&M, 9/5/15	Never
Won by 30-44 points:	30, Cincinnati, 10/14/17	32, vs. NC State, 9/13/14
Won by 20-29 points:	20, vs. Elon, 9/1/18	20, vs. Florida State, 9/24/16
Scored on the first drive of the game:	TD, vs. Elon 9/1/18	FG, vs. Georgia Tech 9/8/18
Scoring drive of 15 or more plays:	16 (TD), vs. Elon, 9/1/18	16, vs. Navy, 10/28/16
Recorded a safety:	at East Carolina, 11/7/15	at Temple, 10/21/16
Scored on a blocked field goal attempt:	Nate Godwin (75), vs. Cincinnati, 10/5/13	A. Contressa, Stony Brook, 9/2/17
Scored on a blocked PAT attempt:		Nate Hobbs, Illinois, 9/15/17
Scored a 2-point conversion	at UCF (Flowers to Johnson pass), 11/24/17	Illinois, 9/15/17

THE LAST TIME - TEAM

	USF	OPPONENT
	TURNOVERS	
Team lost five or more turnovers:	vs. Memphis, 11/16/13	(6) vs. Temple, 9/21/17
Team lost four turnovers:	vs. UConn, 10/15/16	(6) vs. Temple, 9/21/17
Team lost three fumbles:	at Syracuse, 10/3/09	vs. S.C. (Birmingham Bowl), 12/29/16
Threw four or more interceptions:	4, vs. Memphis, 11/16/13	(4) vs. Temple, 9/21/17
Team did not commit a turnover:	vs. Elon, 9/1/18	vs. Tulsa, 11/16/17
Team recovered an on-side kick:	at Pittsburgh, 9/8/01	vs. UCF, 11/26/16
Lost a game and did not commit a turnover:	vs. Houston, 10/28/17	vs. Tulsa, 11/16/17
	DEFENSE	
Team recorded seven sacks:	vs. UConn, 10/15/11	at Rutgers, 11/12/09
Team recorded six sacks:	vs. Chattanooga, 9/1/12	at Maryland, 9/19/15
Team recorded five sacks:	vs. Tulsa, 11/16/17	at Temple, 10/21/16
Team recorded 10 or more tackles for loss	12.0, vs. Elon, 9/1/18	12.0, vs. Houston, 10/28/17
Team recorded five or more pass break-ups:	5, Temple, 9/21/17	5, at Florida State, 9/12/15
	SPECIAL TEAMS	
Returned a punt for a touchdown:	at Syracuse, 9/17/16	vs. Louisville, 11/21/09
Returned a blocked punt for a touchdown:	vs. Florida A&M, 9/17/11	vs. Stony Brook, 9/2/17
Returned a kickoff for a touchdown:	vs. Georgia Tech, 9/8/18	vs. West Virginia, 12/1/11
Blocked a punt:	vs. Florida State, 9/29/12	vs. Tulsa, 11/16/17
Punted 10 or more times:	12, at San Jose State, 8/26/17	10, Temple, 9/21/17
Did not record a punt:	vs. Charleston Southern, 9/19/09	at Pittsburgh, 10/24/09
Blocked a field goal:	at Tulsa, 10/18/14	at Tulane, 10/21/17
Blocked a PAT:	at San Jose State, 8/26/17	at Tulane, 10/21/17
Team recovered an on-side kick:	at Pittsburgh, 9/8/01	vs. UCF, 11/26/16
Made five or more field goals:	5, vs. Temple, 9/21/17	Never
Made four or more field goals:	4, vs. Cincinnati, 10/14/17	4, at Miami, 11/17/12
	MISCELLANEOUS	
Had 30 or more first downs:	38, Illinois, 9/15/17	32, at UCF, 11/24/17
Had 10 or fewer first downs:	9, at Navy, 10/31/15	6, Temple, 9/21/17
Had 15 or more penalties:	16, Illinois, 9/15/17	15, Illinois, 9/15/17
Had no penalties:	Never	Never
Had 100 or more penalty yards:	100, vs. Texas Tech, 12/23/17	107, vs. Texas Tech, 12/23/17
Had less than 25 penalty yards:	21, at Cincinnati, 10/1/16	20, at UConn, 11/4/17
Had 35 minutes or more of possession time:	38:17, Illinois, 9/15/17	35:32, vs. Georgia Tech, 9/8/18



SCORING BY QUARTERS

	1	2	3	4	OT	F
ELON	0	0	7	7	-	14
USF	7	17	7	3	-	34

Attendance: 31,217 Time: 3:00

First Quarter

USF - St. Felix 40-yd pass from Barnett (Vivonetto kick), 8:33
Drive: 5 plays, 70 yards (1:15)
(USF 7, Elon 0)

Second Quarter

USF - Vivonetto 33-yd field goal
Drive: 8 plays, 68 yards (1:53)
(USF 10, Elon 0)

USF - McCants 16-yd pass from Barnett (Vivonetto kick), 10:25
Drive: 2 plays, 25 yards (0:24)
(USF 17, Elon 0)

USF - Wilcox 14-yd pass from Barnett (Vivonetto kick), 5:35
Drive: 8 plays, 80 yards (2:39)
(USF 24, Elon 0)

Third Quarter

USF - Barnett 2-yd run (Vivonetto kick), 8:47
Drive: 16 plays, 86 yards (6:13)
(USF 31, Elon 0)

ELON - Green 12-yd run (Davis kick), 1:07
Drive: 5 plays, 60 yards (2:29)
(USF 31, Elon 7)

Fourth Quarter

ELON - Cyphers 2-yd run (Davis kick), 13:12
Drive: 6 plays, 51 yards (2:03)
(USF 31, Elon 14)

USF - Vivonetto 41-yd field goal (5:57)
Drive: 9 plays, 42 yards (2:47)
(USF 34, Elon 14)

Team Statistics	ELON	USF
First Downs	16	27
Rushes-Yards	49-192	38-148
Passing Yards	42	367
Comp-Att-Int	6-12-2	29-46-0
Total Yards	234	515
Punts-Avg.	7-45.6	4-36.8
Punt Returns	1-1	3-37
Kickoff Returns	5-103	3-44
Interception Returns	0-0	2-21
Penalties-Yards	6-40	7-55
Fumbles-Lost	1-0	0-0
Sacks By	2-9	3-17
3rd Down Conversions	4-13	11-19
4th Down Conversions	0-0	2-2
Time of Possession	33:12	26:48

GAME 1: USF 34, ELON 14

RAYMOND JAMES STADIUM • TAMPA, FLA.

SEPT. 1, 2018 • 6 P.M. • ESPN3

USF 1-0 • ELON 0-1

TAMPA - Blake Barnett turned in the top scoring debut by a USF quarterback, throwing for three touchdowns and 305 yards and finding the end zone once with his feet in the Bulls' 34-14 win over Elon in Saturday's season opener.

Barnett threw all three of his TD passes in the first half, finishing 24 of 34 through the air in less than three quarters of action in front of a crowd of 31,217 at Raymond James Stadium. USF posted 515 yards of offense, its third straight game with 500-plus yards and the seventh game accomplishing the feat in the past 13 outings under coordinator Sterlin Gilbert. Barnett started the second half with a 2-yard touchdown run on fourth-and-goal to post his fourth score, a new USF record for a QB in his debut, as the Bulls rolled to a 31-0 advantage.

Defensively, Tampa's own Vincent Jackson and Mike Hampton intercepted passes while the Bulls racked up 12 tackles for loss and limited Elon to 42 passing yards. Seniors Jaymon Thomas and Khalid McGee (Miami) both set new career highs with 11 tackles apiece. Redshirt freshman safety Bentlee Sanders (Tampa) started and finished with 10 tackles.

KEY NOTES

- USF improved to 17-5 all-time in season openers and won its fifth straight season opener. The Bulls are now 15-1 in season openers played at home.
- USF added to its most successful run in program history (30-9 since 2015). The Bulls are 29-6 in the past 35 games.

Quotable:

"It's good for his confidence and good for the whole team. Tonight is just a start."

- Head coach Charlie Strong on the performance of Blake Barnett and the Bulls

ELON

Rushing	Att	Yds	TD	Lg		
J. Thomas	9	87	0	25		
M. Summers	15	62	0	22		
B. Cyphers	9	33	1	12		
D. McNair	7	13	0	4		
J. Greene	4	7	1	12		
D. Cheek	5	-10	0	4		
Passing	Att	Cmp	Yds	TD	Int	Lg
D. Cheek	11	5	45	0	2	14
J. Greene	1	1	-3	0	0	0
Receiving	No	Yds	TD	Lg		
K. Weeks	2	24	0	14		
M. Foster	1	7	0	7		
C. Taylor	1	7	0	7		
C. Joyner	1	7	0	7		
B. Daughtry	1	-3	0	0		
Punting	No	Yds	Avg	Lg		
H. Stephenson	7	319	45.6	56		
Punt Returns	No	Yds	Lg			
K. Weeks	1	1	1			
Kickoff Returns	No	Yds	Lg			
D. Everett	1	17	17			
S. Wingard	1	28	28			
T. Campbell	3	58	30			

Defensive Leaders

Total Tackles: 9 - W. Messer.

Tackles for Loss: 2.0 - J. Malone.

Sacks: 1.0 - R. Whitehead, E. Borders.

Interceptions: None.

PAT Blocks: None.

USF

Rushing	Att	Yds	TD	Lg		
Johnny Ford	8	43	0	8		
Elijah Mack	10	33	0	10		
Blake Barnett	8	31	1	18		
Trevon Sands	5	22	0	14		
Chris Oladokun	3	13	0	14		
Dave Small	2	4	0	5		
Jernard Phillips	1	2	0	2		
Brett Kean	1	0	0	0		
Passing	Att	Cmp	Yds	TD	Int	Lg
Blake Barnett	34	24	305	3	0	52
Brett Kean	7	3	37	0	0	15
Chris Oladokun	5	2	25	0	0	21
Receiving	No	Yds	TD	Lg		
Randall St. Felix	7	143	1	52		
Tyre McCants	6	26	1	16		
Mitchell Wilcox	4	45	1	14		
Darnell Salomon	3	77	0	50		
Stanley Clerveaux	3	19	0	7		
Jernard Phillips	2	28	0	15		
Ryeshene Bronson	2	16	0	8		
Zion Roland	1	9	0	9		
Terrence Horne	1	4	0	4		
Punting	No	Yds	Avg	Lg		
Trent Schneider	4	147	36.8	49		

Defensive Leaders

Total Tackles: 11 - Jaymon Thomas, Khalid McGee.

Tackles for Loss: 2.5 - Kirk Livingstone

Sacks: 1.0 - Kirk Livingstone, Nico Sawtelle, Rashawn Yates.

Interceptions: 1 - Mike Hampton, Vincent Jackson.

PAT Blocks: None.



SCORING BY QUARTERS

	1	2	3	4	OT	F
GA. TECH	17	0	14	7	-	38
USF	14	7	7	21	-	49

Attendance: 34,182 Time: 3:24

First Quarter

TECH - King 35-yd field goal, 7:35
Drive: 9 plays, 40 yards (6:32)
(GA. TECH 3, USF 0)

USF - Horne 98-yd kickoff return (Weiss kick), 7:23
(USF 7, GA. TECH 3)

TECH - Marshall 45-yd run (King kick), 4:52
Drive: 5 plays, 75 yards (2:31)
(GA. TECH 10, USF 7)

USF - Horne 97-yd kickoff return (Weiss kick), 4:38
(USF 14, GA. TECH 10)

TECH - Lynch 81-yd pass from Marshall (King kick), 4:21
Drive: 1 play, 81 yards (0:17)
(GA. TECH 17, USF 14)

Second Quarter

USF - Salomon 18-yd pass from Barnett (Weiss kick), 10:10
Drive: 11 plays, 69 yards (4:10)
(USF 21, GA. TECH 17)

Third Quarter

TECH - Oliver 5-yd run (King kick), 11:24
Drive: 7 plays, 69 yards (3:36)
(GA. TECH 24, USF 21)

USF - Bell 14-yd run (Weiss kick), 8:53
Drive: 7 plays, 74 yards (2:31)
(USF 28, GA. TECH 24)

TECH - Oliver 1-yd run (King kick), 4:22
Drive: 9 plays, 75 yards (3:31)
(GA. TECH 31, USF 28)

Fourth Quarter

TECH - Oliver 1-yd run (King kick), 14:15
Drive: 7 plays, 74 yards (3:12)
(GA. TECH 38, USF 28)

USF - Horne 3-yd pass from Barnett (Weiss kick), 12:11
Drive: 8 plays, 76 yards (2:04)
(GA. TECH 38, USF 35)

USF - Barnett 19-yd run (Weiss kick), 5:08
Drive: 10 plays, 88 yards (2:39)
(USF 42, GA. TECH 38)

USF - Barnett 5-yd run (Weiss kick), 2:13
Drive: 5 plays, 18 yards (1:34)
(USF 49, GA. TECH 38)

Team Statistics	TECH	USF
First Downs	27	29
Rushes-Yards	57-419	43-219
Passing Yards	183	207
Comp-Att-Int	9-18-2	21-31-1
Total Yards	602	426
Punts-Avg.	2-36.0	3-38.7
Punt Returns	1-11-0	1-0-0
Kickoff Returns	6-134-0	6-266-2
Interception Returns	1-0-0	2-24-0
Penalties-Yards	8-80	5-36
Fumbles-Lost	1-1	0-0
Sacks By	2-10	2-10
3rd Down Conversions	3-12	6-11
4th Down Conversions	2-3	1-2
Time of Possession	35:32	24:28

GAME 2: USF 49, GEORGIA TECH 38

RAYMOND JAMES STADIUM • TAMPA, FLA.

SEPT. 8, 2018 • NOON • ABC/ESPN2

USF 2-1 • GEORGIA TECH 1-1

TAMPA - USF used a 21-point outburst to rally back from a 10-point deficit in the fourth quarter and post a 49-38 victory over ACC foe Georgia Tech Saturday before a nationally televised crowd of 34,182 at Raymond James Stadium.

Blake Barnett led the comeback with two fourth-quarter rushing touchdowns and used his feet to produce the go-ahead score from 19 yards out with 5:08 to play. Barnett helped seal the victory with a 5-yard touchdown run with just over two minutes remaining and his second straight four-score game included a pair of touchdown passes.

USF (2-0) secured its fourth straight victory over a Power Five conference foe after freshman Terrence Horne Jr. tied an NCAA game record and set new USF and American Athletic Conference marks with two kickoff returns for touchdowns on consecutive returns of 98 and 97 yards. Horne set a new USF game record with 264 kickoff return yards. He added his third touchdown of the day when his 3-yard touchdown reception ignited the Bulls' rally early in the fourth quarter.

Linebacker Nico Sawtelle also played a pivotal role in the comeback, recovering a fumble at the USF 12 with the Bulls trailing, 38-35, and intercepting a pass late in the game to protect a 42-38 lead.

KEY NOTES

- Horne tied an NCAA record and set USF and American Conference marks with two touchdown returns on kickoffs (98 and 97 yards). His 264 yards on kickoff returns set a new USF and conference records.
- Barnett accounted for 4 TD on the day, passing for 207 yards and 2 TD and running for 86 yards and 2 TD.
- Tyre McCants posted the third 100-yard receiving game of his career, grabbing a career-best 10 catches for 104 yards.
- The Bulls collected three turnovers, getting interceptions from Ronnie Hoggins and Nico Sawtelle and a fumble recovery from Sawtelle.

QUOTABLE:

"This is a special team. For us to come together and play as well as we played against a really good football team, and a very unique football team — that's what is special about this game today."

GEORGIA TECH

Rushing	Att	Yds	TD	Lg
T. Marshall	13	113	1	45
T. Oliver	18	97	3	15
J. Mason	13	95	0	46
Q. Searcy	3	52	0	28
K. Benson	5	41	0	16
N. Cottrell	4	20	0	8
J. Howard	1	1	0	1

Passing	Att	Cmp	Yds	TD	Int	Lg
T. Marshall	18	9	183	1	2	81

Receiving	No	Yds	TD	Lg
C. Lynch	3	111	1	81
Q. Searcy	2	39	0	21
M. Carter	1	13	0	13
J. Camp	1	8	0	8
B. Stewart	1	6	0	6
N. Cottrell	1	6	0	6

Punting	No	Yds	Avg	Lg
P. Harvin III	2	72	36.0	62

Punt Returns	No	Yds	Lg
B. Stewart	1	11	11

Kickoff Returns	No	Yds	Lg
J. Thomas	6	134	38

Defensive Leaders

Total Tackles: 7 - A. Kerr, M. Rivera

Tackles for Loss: 3.0 - Cerge-Henderson

Sacks: 2.0 - Cerge-Henderson

Interceptions: 1 - T. Carpenter

PAT Blocks - None

USF

Rushing	Att	Yds	TD	Lg
Blake Barnett	15	86	2	22
Duran Bell Jr.	12	69	1	16
Jordan Cronkrite	9	39	0	14
Trevon Sands	4	11	0	4
Terrence Horne Jr.	2	8	0	7
Tyre McCants	1	6	0	6

Passing	Att	Cmp	Yds	TD	Int	Lg
Blake Barnett	31	21	202	2	1	24

Receiving	No	Yds	TD	Lg
Tyre McCants	10	104	0	24
Darnell Salomon	3	37	1	18
Randall St. Felix	3	23	0	13
Mitchell Wilcox	2	28	0	15
Terrence Horne Jr.	2	11	1	8
Jordan Cronkrite	1	4	0	4

Punting	No	Yds	Avg	Lg
Trent Schneider	3	116	38.7	44

Punt Returns	No	Yds	Lg
Tyre McCants	1	0	0

Kickoff Returns	No	Yds	Lg
Terrence Horne	5	264	98
Darrien Grant	1	2	2

Defensive Leaders

Total Tackles: 10 - Ronnie Hoggins

Tackles for Loss: 1.5 - Josh Black, Kevin Bronson

Sacks: 1.0 - Kevin Kegler, Josh Black

Interceptions: 1 - Ronnie Hoggins, Nico Sawtelle

PAT Blocks - None

2018 USF Football
USF Overall Team Statistics (as of Sep 09, 2018)
All games

Team Statistics	USF	OPP
SCORING	83	52
Points Per Game	41.5	26.0
Points Off Turnovers	28	3
FIRST DOWNS	56	43
Rushing	23	31
Passing	30	8
Penalty	3	4
RUSHING YARDAGE	367	611
Yards gained rushing	400	659
Yards lost rushing	33	48
Rushing Attempts	81	106
Average Per Rush	4.5	5.8
Average Per Game	183.5	305.5
TDs Rushing	4	6
PASSING YARDAGE	574	225
Comp-Att-Int	50-77-1	15-30-4
Average Per Pass	7.5	7.5
Average Per Catch	11.5	15.0
Average Per Game	287.0	112.5
TDs Passing	5	1
TOTAL OFFENSE	941	836
Total Plays	158	136
Average Per Play	6.0	6.1
Average Per Game	470.5	418.0
KICK RETURNS: #-Yards	9-310	11-237
PUNT RETURNS: #-Yards	4-37	2-12
INT RETURNS: #-Yards	4-45	1-0
KICK RETURN AVERAGE	34.4	21.5
PUNT RETURN AVERAGE	9.2	6.0
INT RETURN AVERAGE	11.2	0.0
FUMBLES-LOST	0-0	2-1
PENALTIES-Yards	12-91	14-120
Average Per Game	45.5	60.0
PUNTS-Yards	7-263	9-391
Average Per Punt	37.6	43.4
Net punt average	33.0	39.3
KICKOFFS-Yards	15-867	10-580
Average Per Kick	57.8	58.0
Net kick average	37.0	24.5
TIME OF POSSESSION/Game	25:38	34:22
3RD-DOWN Conversions	17/30	7/25
3rd-Down Pct	57%	28%
4TH-DOWN Conversions	3/4	2/3
4th-Down Pct	75%	67%
SACKS BY-Yards	5-27	4-19
MISC YARDS	0	0
TOUCHDOWNS SCORED	11	7
FIELD GOALS-ATTEMPTS	2-2	1-1
ON-SIDE KICKS	0-0	0-0
RED-ZONE SCORES	(9-11) 82%	(6-8) 75%
RED-ZONE TOUCHDOWNS	(8-11) 73%	(5-8) 63%
PAT-ATTEMPTS	(11-11) 100%	(7-7) 100%
ATTENDANCE	65399	0
Games/Avg Per Game	2/32700	0/0
Neutral Site Games		0/0

Score by Quarters	1st	2nd	3rd	4th	OT	Total
USF	21	24	14	24	0	83
Opponents	17	0	21	14	0	52

2018 USF Football
USF Overall Individual Statistics (as of Sep 09, 2018)
All games

Rushing	gp-gs	att	gain	loss	net	avg	td	lg	avg/g
BARNETT, Blake	2-2	23	132	15	117	5.1	3	22	58.5
BELL, Duran	1-0	12	71	2	69	5.8	1	16	69.0
FORD, Johnny	1-0	8	43	0	43	5.4	0	8	43.0
CRONKRITE, J	1-1	9	43	4	39	4.3	0	14	39.0
SANDS, Trevon	2-1	9	35	2	33	3.7	0	14	16.5
MACK, Elijah	2-0	10	36	3	33	3.3	0	10	16.5
OLADOKUN, Chris	1-0	3	19	6	13	4.3	0	14	13.0
HORNE, Terrence	2-0	2	8	0	8	4.0	0	7	4.0
McCANTS, Tyre	2-2	1	6	0	6	6.0	0	6	3.0
SMALL, Dave	2-0	2	5	1	4	2.0	0	5	2.0
PHILLIPS, J	1-0	1	2	0	2	2.0	0	2	2.0
KEAN, Brett	1-0	1	0	0	0	0.0	0	0	0.0
Total	2	81	400	33	367	4.5	4	22	183.5
Opponents	2	106	659	48	611	5.8	6	46	305.5

Passing	gp-gs	effic	comp-att-int	pct	yds	td	lg	avg/g
BARNETT, Blake	2-2	157.70	45-65-1	69.2	512	5	52	256.0
KEAN, Brett	1-0	87.26	3-7-0	42.9	37	0	15	37.0
OLADOKUN, Chris	1-0	82.00	2-5-0	40.0	25	0	21	25.0
Total	2	146.38	50-77-1	64.9	574	5	52	287.0
Opponents	2	97.33	15-30-4	50.0	225	1	81	112.5

Receiving	gp-gs	no.	yds	avg	td	lg	avg/g
McCANTS, Tyre	2-2	16	130	8.1	1	24	65.0
ST.FELIX, R	2-2	10	166	16.6	1	52	83.0
SALOMON, Darnel	2-0	6	114	19.0	1	50	57.0
WILCOX, Mitch	2-2	6	73	12.2	1	15	36.5
CLERVEAUX, Stan	2-2	3	19	6.3	0	7	9.5
HORNE, Terrence	2-0	3	15	5.0	1	8	7.5
PHILLIPS, J	1-0	2	28	14.0	0	15	28.0
BRONSON, Ryshen	1-0	2	16	8.0	0	8	16.0
ROLAND, Zion	1-0	1	9	9.0	0	9	9.0
CRONKRITE, J	1-1	1	4	4.0	0	4	4.0
Total	2	50	574	11.5	5	52	287.0
Opponents	2	15	225	15.0	1	81	112.5

Punt Returns	no.	yds	avg	td	lg
McCANTS, Tyre	3	26	8.7	0	19
FORD, Johnny	1	11	11.0	0	11
Total	4	37	9.2	0	19
Opponents	2	12	6.0	0	11

Interceptions	no.	yds	avg	td	lg
JACKSON, Vincen	1	6	6.0	0	6
HOGGINS, Ronnie	1	2	2.0	0	2
SAWTELLE, Nico	1	22	22.0	0	22
HAMPTON, Mike	1	15	15.0	0	15
Total	4	45	11.2	0	22
Opponents	1	0	0.0	0	0

Kick Returns	no.	yds	avg	td	lg
HORNE, Terrence	6	282	47.0	2	98
FORD, Johnny	1	15	15.0	0	15
GRANT, Darrien	1	2	2.0	0	2
ANTOINE, Deange	1	11	11.0	0	11
Total	9	310	34.4	2	98
Opponents	11	237	21.5	0	38

Fumble Returns	no.	yds	avg	td	lg
SAWTELLE, Nico	1	0	0.0	0	0
Total	1	0	0.0	0	0
Opponents	0	0	0.0	0	0

2018 USF Football
USF Overall Individual Statistics (as of Sep 09, 2018)
All games

Scoring	td	fg	PAT				dxp	saf	pts
			kick	rush	rcv	pass			
BARNETT, Blake	3	-	-	-	-	-	-	-	18
HORNE, Terrence	3	-	-	-	-	-	-	-	18
VIVONETTO, J	-	2-2	4-4	-	-	-	-	-	10
WEISS, Coby	-	-	7-7	-	-	-	-	-	7
ST.FELIX, R	1	-	-	-	-	-	-	-	6
WILCOX, Mitch	1	-	-	-	-	-	-	-	6
SALOMON, Darnel	1	-	-	-	-	-	-	-	6
BELL, Duran	1	-	-	-	-	-	-	-	6
McCANTS, Tyre	1	-	-	-	-	-	-	-	6
Total	11	2-2	11-11	-	-	-	-	-	83
Opponents	7	1-1	7-7	-	-	-	-	-	52

Total Offense	g	plays	rush	pass	total	avg/g
BARNETT, Blake	2	88	117	512	629	314.5
BELL, Duran	1	12	69	0	69	69.0
FORD, Johnny	1	8	43	0	43	43.0
CRONKRITE, J	1	9	39	0	39	39.0
OLADOKUN, Chris	1	8	13	25	38	38.0
KEAN, Brett	1	8	0	37	37	37.0
MACK, Elijah	2	10	33	0	33	16.5
SANDS, Trevon	2	9	33	0	33	16.5
HORNE, Terrence	2	2	8	0	8	4.0
McCANTS, Tyre	2	1	6	0	6	3.0
SMALL, Dave	2	2	4	0	4	2.0
PHILLIPS, J	1	1	2	0	2	2.0
Total	2	158	367	574	941	470.5
Opponents	2	136	611	225	836	418.0

Field Goals	fg	pct.	01-19	20-29	30-39	40-49	50-99	lg	blk
VIVONETTO, J	2-2	100.0	0-0	0-0	1-1	1-1	0-0	41	0

FG Sequence	USF	Opponents
Elon	(33),(41)	-
Georgia Tech	-	(35)

Numbers in (parentheses) indicate field goal was made.

Punting	no.	yds	avg	lg	tb	fc	i20	50+	blk
SCHNEIDER, T	7	263	37.6	49	1	2	3	0	0
Total	7	263	37.6	49	1	2	3	0	0
Opponents	9	391	43.4	62	0	2	2	3	0

Kickoffs	no.	yds	avg	tb	ob	retn	net	ydln
SCHNEIDER, T	15	867	57.8	3	0			
Total	15	867	57.8	3	0	21.5	37.0	28
Opponents	10	580	58.0	1	0	34.4	24.5	40

2018 USF Football
USF Overall Individual Statistics (as of Sep 09, 2018)
All games

All Purpose	g	rush	rcv	pr	kr	ir	total	avg/g
HORNE, Terren	2	8	15	0	282	0	305	152.5
ST.FELIX, R	2	0	166	0	0	0	166	83.0
McCANTS, Tyre	2	6	130	26	0	0	162	81.0
BARNETT, Blak	2	117	0	0	0	0	117	58.5
SALOMON, Dar	2	0	114	0	0	0	114	57.0
WILCOX, Mitch	2	0	73	0	0	0	73	36.5
FORD, Johnny	1	43	0	11	15	0	69	69.0
BELL, Duran	1	69	0	0	0	0	69	69.0
CRONKRITE, J	1	39	4	0	0	0	43	43.0
MACK, Elijah	2	33	0	0	0	0	33	16.5
SANDS, Trevon	2	33	0	0	0	0	33	16.5
PHILLIPS, J	1	2	28	0	0	0	30	30.0
SAWTELLE, Nic	2	0	0	0	0	22	22	11.0
CLERVEAUX, St	2	0	19	0	0	0	19	9.5
BRONSON, Rys	1	0	16	0	0	0	16	16.0
HAMPTON, Mik	2	0	0	0	0	15	15	7.5
OLADOKUN, Ch	1	13	0	0	0	0	13	13.0
ANTOINE, Dean	2	0	0	0	11	0	11	5.5
ROLAND, Zion	1	0	9	0	0	0	9	9.0
JACKSON, Vinc	2	0	0	0	0	6	6	3.0
SMALL, Dave	2	4	0	0	0	0	4	2.0
HOGGINS, Ron	2	0	0	0	0	2	2	1.0
GRANT, Darrien	2	0	0	0	2	0	2	1.0
Total	2	367	574	37	310	45	1333	666.5
Opponents	2	611	225	12	237	0	1085	542.5

2018 USF Football
USF Overall Defensive Statistics (as of Sep 09, 2018)
All games

##	Defensive Leaders	gp-gs	Tackles				Sacks no-yds	Pass defense			Fumbles		blkd	
			ua	a	tot	tfl/yds		int-yds	brup	qbh	rcv-yds	ff	kick	saf
2M	McGEE, Khalid	2-2	12	8	20
18	THOMAS, Jaymon	2-2	11	4	15	1.5-4
20	SANDERS, B	2-1	7	6	13	0.5-1	1	.	.	.
19	HOGGINS, Ronnie	2-2	7	5	12	0.5-0	.	1-2
94	LIVINGSTONE, K	2-1	5	4	9	2.5-6	1.0-2	.	.	.	1	.	.	.
54	SAWTELLE, Nico	2-2	5	4	9	2.5-7	1.0-5	1-22	.	.	1-0	.	.	.
55	BLACK, Josh	2-1	2	6	8	1.5-4	1.0-3
90	KEGLER, Kevin	2-2	4	3	7	2.0-10	1.0-7
4	REAVES, Greg	2-2	2	5	7	1.5-3
23	WILKINS, Mazzi	2-2	5	2	7
7	HAMPTON, Mike	2-1	4	2	6	.	.	1-15	3
99	BRONSON, Kevin	2-1	2	3	5	2.0-5
56	BROWN, Juwuan	2-1	2	3	5	1.5-2
93	BARBER, Tyrone	2-0	3	2	5
2L	LaPOINTE, Mekhi	2-1	.	4	4
91	YATES, Rashawn	2-1	2	2	4	1.5-10	1.0-10
24	ROBERTS, Nick	2-0	2	2	4
96	PINKNEY, Kelvin	2-0	.	4	4	0.5-1
15	JACKSON, Vincen	2-1	2	1	3	.	.	1-6
1B	BOYLES, Dwayne	1-0	1	1	2	.	.	.	1
14	DAVIS, Vincent	2-0	2	.	2
28	SANDS, Trevon	2-1	.	1	1
1	BARR, Chris	2-0	1	.	1
36	SUTTON, Davion	2-0	.	1	1
6A	ANTOINE, Deange	2-0	1	.	1
22	BELL, Duran	1-0	1	.	1
1P	PHILLIPS, J	1-0	1	.	1
59	MIMS, Andrew	1-0	1	.	1
87	LLOYD, Fred	2-0	.	1	1
49	DENEEN, Ian	2-0	1	.	1
84	ST.FELIX, R	2-2	1	.	1
Total		2	87	74	161	18-53	5-27	4-45	4	.	1-0	2	.	.
Opponents		2	104	51	155	13-38	4-19	1-0	6

2018 USF Football
USF Team Game-by-Game (as of Sep 09, 2018)
All games

TEAM STATISTICS

		Rushing				Receiving				Passing				Kick Returns				Punt Returns				tot		
Date	Opponent	no.	yds	td	lg	no.	yds	td	lg	cmp	att	int	yds	td	lg	no.	yds	td	lg	no.	yds	td	lg	off
Sep 01	ELON	38	148	1	18	29	367	3	52	29	46	0	367	3	52	3	44	0	18	3	37	0	19	515
Sep 08	GEORGIA TECH	43	219	3	22	21	207	2	24	21	31	1	207	2	24	6	266	2	98	1	0	0	0	426
USF		81	367	4	22	50	574	5	52	50	77	1	574	5	52	9	310	2	98	4	37	0	19	941
		106	611	6	46	15	225	1	81	15	30	4	225	1	81	11	237	0	38	2	12	0	11	836

Games: 2 • Avg/rush: 4.5 • Avg/catch: 11.5 • Pass effic: 146.38 • KR avg: 34.4 • PR avg: 9.2 • All purpose avg/game: 666.5 • Total offense avg/gm: 470.5

Date	Opponent	Tackles				Sacks	Fumble		Pass Defense			blkd kick	PAT Attempts			off		
		ua	a	total	tfl-yds		ff	fr-yds	int-yds	qbh	brup		kick	rush	rcv	saf	t/o	pts
Sep 01	ELON	39	38	77	12.0-37	3.0-17	1	0-0	2-21	0	2	0	4-4	0	0	0	14	34
Sep 08	GEORGIA TECH	48	36	84	6.0-16	2.0-10	1	1-0	2-24	0	2	0	7-7	0	0	0	14	49
USF		87	74	161	18.0-53	5.0-27	2	1-0	4-45	0	4	0	11-11	0	0	0	28	83
		104	51	155	13.0-38	4.0-19	0	0-0	1-0	0	6	0	7-7	0	0	0	3	52

		Punting									Field Goals			Kickoffs				
Date	Opponent	no.	yds	avg	long	blkd	tb	fc	50+	i20	md-att	long	blkd	no.	yds	avg	tb	ob
Sep 01	ELON	4	147	36.8	49	0	0	1	0	2	2-2	41	0	7	399	57.0	1	0
Sep 08	GEORGIA TECH	3	116	38.7	44	0	1	1	0	1	0-0	0	0	8	468	58.5	2	0
USF		7	263	37.6	49	0	1	2	0	3	2-2	41	0	15	867	57.8	3	0
		9	391	43.4	62	0	0	2	3	2	1-1	35	0	10	580	58.0	1	0

2018 USF Football
USF Opponent Game-by-Game (as of Sep 09, 2018)
All games

OPPONENT STATISTICS

		Rushing				Receiving				Passing				Kick Returns				Punt Returns				tot		
Date	Opponent	no.	yds	td	lg	no.	yds	td	lg	cmp	att	int	yds	td	lg	no.	yds	td	lg	no.	yds	td	lg	off
Sep 01	ELON	49	192	2	25	6	42	0	14	6	12	2	42	0	14	5	103	0	30	1	1	0	1	234
Sep 08	GEORGIA TECH	57	419	4	46	9	183	1	81	9	18	2	183	1	81	6	134	0	38	1	11	0	11	602
Opponents		106	611	6	46	15	225	1	81	15	30	4	225	1	81	11	237	0	38	2	12	0	11	836
		81	367	4	22	50	574	5	52	50	77	1	574	5	52	9	310	2	98	4	37	0	19	941

Games: 2 • Avg/rush: 5.8 • Avg/catch: 15.0 • Pass effic: 97.33 • KR avg: 21.5 • PR avg: 6.0 • All purpose avg/game: 542.5 • Total offense avg/gm: 418.0

		Tackles				Sacks	Fumble		Pass Defense			blkd	PAT Attempts			off		
Date	Opponent	ua	a	total	tfl-yds	no-yds	ff	fr-yds	int-yds	qbh	brup	kick	kick	rush	rcv	saf	t/o	pts
Sep 01	ELON	55	27	82	8.0-21	2.0-9	0	0-0	0-0	0	4	0	2-2	0	0	0	0	14
Sep 08	GEORGIA TECH	49	24	73	5.0-17	2.0-10	0	0-0	1-0	0	2	0	5-5	0	0	0	3	38
Opponents		104	51	155	13.0-38	4.0-19	0	0-0	1-0	0	6	0	7-7	0	0	0	3	52
		87	74	161	18.0-53	5.0-27	2	1-0	4-45	0	4	0	11-11	0	0	0	28	83

		Punting									Field Goals			Kickoffs				
Date	Opponent	no.	yds	avg	long	blkd	tb	fc	50+	i20	md-att	long	blkd	no.	yds	avg	tb	ob
Sep 01	ELON	7	319	45.6	56	0	0	2	2	2	0-0	0	0	3	176	58.7	0	0
Sep 08	GEORGIA TECH	2	72	36.0	62	0	0	0	1	0	1-1	35	0	7	404	57.7	1	0
Opponents		9	391	43.4	62	0	0	2	3	2	1-1	35	0	10	580	58.0	1	0
		7	263	37.6	49	0	1	2	0	3	2-2	41	0	15	867	57.8	3	0

2018 USF Football
USF Game Superlatives (as of Sep 09, 2018)
All games

INDIVIDUAL GAME HIGHS

Rushes	15	BARNETT, Blake vs Georgia Tech (Sep 08, 2018)
Yards Rushing	86	BARNETT, Blake vs Georgia Tech (Sep 08, 2018)
TD Rushes	2	BARNETT, Blake vs Georgia Tech (Sep 08, 2018)
Long Rush	22	BARNETT, Blake vs Georgia Tech (Sep 08, 2018)
Pass attempts	34	BARNETT, Blake vs Elon (Sep 01, 2018)
Pass completions	24	BARNETT, Blake vs Elon (Sep 01, 2018)
Yards Passing	305	BARNETT, Blake vs Elon (Sep 01, 2018)
TD Passes	3	BARNETT, Blake vs Elon (Sep 01, 2018)
Long Pass	52	BARNETT, Blake vs Elon (Sep 01, 2018)
Receptions	10	McCANTS, Tyre vs Georgia Tech (Sep 08, 2018)
Yards Receiving	143	ST.FELIX, R vs Elon (Sep 01, 2018)
TD Receptions	1	WILCOX, Mitch vs Elon (Sep 01, 2018)
	1	McCANTS, Tyre vs Elon (Sep 01, 2018)
	1	ST.FELIX, R vs Elon (Sep 01, 2018)
	1	HORNE, Terrence vs Georgia Tech (Sep 08, 2018)
	1	SALOMON, Darnel vs Georgia Tech (Sep 08, 2018)
Long Reception	52	ST.FELIX, R vs Elon (Sep 01, 2018)
Field Goals	2	VIVONETTO, J vs Elon (Sep 01, 2018)
Long Field Goal	41	VIVONETTO, J vs Elon (Sep 01, 2018)
Punts	4	SCHNEIDER, T vs Elon (Sep 01, 2018)
Punting Avg	38.7	SCHNEIDER, T vs Georgia Tech (Sep 08, 2018)
Long Punt	49	SCHNEIDER, T vs Elon (Sep 01, 2018)
Punts inside 20	2	SCHNEIDER, T vs Elon (Sep 01, 2018)
Long Punt Return	19	McCANTS, Tyre vs Elon (Sep 01, 2018)
Long Kickoff Return	98	HORNE, Terrence vs Georgia Tech (Sep 08, 2018)
Tackles	11	THOMAS, Jaymon vs Elon (Sep 01, 2018)
	11	McGEE, Khalid vs Elon (Sep 01, 2018)
Sacks	1.0	LIVINGSTONE, K vs Elon (Sep 01, 2018)
	1.0	SAWTELLE, Nico vs Elon (Sep 01, 2018)
	1.0	YATES, Rashawn vs Elon (Sep 01, 2018)
	1.0	BLACK, Josh vs Georgia Tech (Sep 08, 2018)
	1.0	KEGLER, Kevin vs Georgia Tech (Sep 08, 2018)
Tackles For Loss	2.5	LIVINGSTONE, K vs Elon (Sep 01, 2018)
	2.5	SAWTELLE, Nico vs Elon (Sep 01, 2018)
Interceptions	1	HAMPTON, Mike vs Elon (Sep 01, 2018)
	1	JACKSON, Vincen vs Elon (Sep 01, 2018)
	1	HOGGINS, Ronnie vs Georgia Tech (Sep 08, 2018)
	1	SAWTELLE, Nico vs Georgia Tech (Sep 08, 2018)

2018 USF Football
USF Game Superlatives (as of Sep 09, 2018)
All games

TEAM GAME HIGHS

Rushes	43	vs Georgia Tech (Sep 08, 2018)
Yards Rushing	219	vs Georgia Tech (Sep 08, 2018)
Yards Per Rush	5.1	vs Georgia Tech (Sep 08, 2018)
TD Rushes	3	vs Georgia Tech (Sep 08, 2018)
Pass attempts	46	vs Elon (Sep 01, 2018)
Pass completions	29	vs Elon (Sep 01, 2018)
Yards Passing	367	vs Elon (Sep 01, 2018)
Yards Per Pass	8.0	vs Elon (Sep 01, 2018)
TD Passes	3	vs Elon (Sep 01, 2018)
Total Plays	84	vs Elon (Sep 01, 2018)
Total Offense	515	vs Elon (Sep 01, 2018)
Yards Per Play	6.1	vs Elon (Sep 01, 2018)
Points	49	vs Georgia Tech (Sep 08, 2018)
Sacks By	3	vs Elon (Sep 01, 2018)
First Downs	29	vs Georgia Tech (Sep 08, 2018)
Penalties	7	vs Elon (Sep 01, 2018)
Penalty Yards	55	vs Elon (Sep 01, 2018)
Turnovers	1	vs Georgia Tech (Sep 08, 2018)
Interceptions By	2	vs Elon (Sep 01, 2018)
	2	vs Georgia Tech (Sep 08, 2018)
Punts	4	vs Elon (Sep 01, 2018)
Punting Avg	38.7	vs Georgia Tech (Sep 08, 2018)
Long Punt	49	vs Elon (Sep 01, 2018)
Punts inside 20	2	vs Elon (Sep 01, 2018)
Long Punt Return	19	vs Elon (Sep 01, 2018)

2018 USF Football
USF Game Superlatives (as of Sep 09, 2018)
All games

OPPONENT INDIVIDUAL GAME HIGHS

Rushes	18	OLIVER,T., vs Georgia Tech (Sep 08, 2018)
Yards Rushing	113	MARSHALL,T., vs Georgia Tech (Sep 08, 2018)
TD Rushes	3	OLIVER,T., vs Georgia Tech (Sep 08, 2018)
Long Rush	46	MASON,J., vs Georgia Tech (Sep 08, 2018)
Pass attempts	18	MARSHALL,T., vs Georgia Tech (Sep 08, 2018)
Pass completions	9	MARSHALL,T., vs Georgia Tech (Sep 08, 2018)
Yards Passing	183	MARSHALL,T., vs Georgia Tech (Sep 08, 2018)
TD Passes	1	MARSHALL,T., vs Georgia Tech (Sep 08, 2018)
Long Pass	81	MARSHALL,T., vs Georgia Tech (Sep 08, 2018)
Receptions	3	LYNCH,C., vs Georgia Tech (Sep 08, 2018)
Yards Receiving	111	LYNCH,C., vs Georgia Tech (Sep 08, 2018)
TD Receptions	1	LYNCH,C., vs Georgia Tech (Sep 08, 2018)
Long Reception	81	LYNCH,C., vs Georgia Tech (Sep 08, 2018)
Field Goals	1	KING,B., vs Georgia Tech (Sep 08, 2018)
Long Field Goal	35	KING,B., vs Georgia Tech (Sep 08, 2018)
Punts	7	STEPHENSON,H., vs Elon (Sep 01, 2018)
Punting Avg	45.6	STEPHENSON,H., vs Elon (Sep 01, 2018)
Long Punt	62	HARVIN III,P., vs Georgia Tech (Sep 08, 2018)
Punts inside 20	2	STEPHENSON,H., vs Elon (Sep 01, 2018)
Long Punt Return	11	STEWART,B., vs Georgia Tech (Sep 08, 2018)
Long Kickoff Return	38	THOMAS,J., vs Georgia Tech (Sep 08, 2018)
Tackles	9	MESSER,W., vs Elon (Sep 01, 2018)
Sacks	2.0	CERGE-HENDERSON, vs Georgia Tech (Sep 08, 2018)
Tackles For Loss	3.0	CERGE-HENDERSON, vs Georgia Tech (Sep 08, 2018)
Interceptions	1	CARPENTER,T., vs Georgia Tech (Sep 08, 2018)

2018 USF Football
USF Game Superlatives (as of Sep 09, 2018)
All games

OPPONENT TEAM GAME HIGHS

Rushes	57	vs Georgia Tech (Sep 08, 2018)
Yards Rushing	419	vs Georgia Tech (Sep 08, 2018)
Yards Per Rush	7.4	vs Georgia Tech (Sep 08, 2018)
TD Rushes	4	vs Georgia Tech (Sep 08, 2018)
Pass attempts	18	vs Georgia Tech (Sep 08, 2018)
Pass completions	9	vs Georgia Tech (Sep 08, 2018)
Yards Passing	183	vs Georgia Tech (Sep 08, 2018)
Yards Per Pass	10.2	vs Georgia Tech (Sep 08, 2018)
TD Passes	1	vs Georgia Tech (Sep 08, 2018)
Total Plays	75	vs Georgia Tech (Sep 08, 2018)
Total Offense	602	vs Georgia Tech (Sep 08, 2018)
Yards Per Play	8.0	vs Georgia Tech (Sep 08, 2018)
Points	38	vs Georgia Tech (Sep 08, 2018)
Sacks By	2	vs Elon (Sep 01, 2018)
	2	vs Georgia Tech (Sep 08, 2018)
First Downs	27	vs Georgia Tech (Sep 08, 2018)
Penalties	8	vs Georgia Tech (Sep 08, 2018)
Penalty Yards	80	vs Georgia Tech (Sep 08, 2018)
Turnovers	3	vs Georgia Tech (Sep 08, 2018)
Interceptions By	1	vs Georgia Tech (Sep 08, 2018)
Punts	7	vs Elon (Sep 01, 2018)
Punting Avg	45.6	vs Elon (Sep 01, 2018)
Long Punt	62	vs Georgia Tech (Sep 08, 2018)
Punts inside 20	2	vs Elon (Sep 01, 2018)
Long Punt Return	11	vs Georgia Tech (Sep 08, 2018)

All games

USF Inside Opponent Red-Zone

				Times In RZ	Times Scored	Total Pts	TDs	Rush TDs	Pass TDs	FGs Made	Failed to score inside RZ					
Date	Opponent		Score								FGA	Down	Int	Fumb	Half	Game
Sep 01, 2018	ELON	W	34-14	5	4	24	3	1	2	1	0	0	0	0	1	0
Sep 08, 2018	GEORGIA TECH	W	49-38	6	5	35	5	3	2	0	0	1	0	0	0	0
Totals				11	9	59	8	4	4	1	0	1	0	0	1	0
9 of 11 (81.8%)																

Opponents Inside USF Red-Zone

				Times In RZ	Times Scored	Total Pts	TDs	Rush TDs	Pass TDs	FGs Made	Failed to score inside RZ					
Date	Opponent		Score								FGA	Down	Int	Fumb	Half	Game
Sep 01, 2018	ELON	W	34-14	2	2	14	2	2	0	0	0	0	0	0	0	0
Sep 08, 2018	GEORGIA TECH	W	49-38	6	4	24	3	3	0	1	0	0	0	1	1	0
Totals				8	6	38	5	5	0	1	0	0	0	1	1	0
6 of 8 (75.0%)																

2018 USF Football
USF By-Quarter Statistics (as of Sep 09, 2018)
All games

3rd-Down Conversions

Date	Opponent	Score	Overall		1st Qtr		2nd Qtr		3rd Qtr		4th Qtr		Overtime	
Sep 01, 2018	ELON	W 34-14	11-19	57.9	0-1	0.0	5-7	71.4	4-7	57.1	2-4	50.0		
Sep 08, 2018	GEORGIA TECH	W 49-38	6-11	54.5	1-2	50.0	4-6	66.7	1-2	50.0	0-1	0.0		
	USF		17-30	56.7	1-3	33.3	9-13	69.2	5-9	55.6	2-5	40.0	0-0	0.0
	Opponents		7-25	28.0	5-8	62.5	0-7	0.0	1-2	50.0	1-8	12.5	0-0	0.0

4th-Down Conversions

Date	Opponent	Score	Overall		1st Qtr		2nd Qtr		3rd Qtr		4th Qtr		Overtime	
Sep 01, 2018	ELON	W 34-14	2-2	100.0	0-0	0.0	1-1	100.0	1-1	100.0	0-0	0.0		
Sep 08, 2018	GEORGIA TECH	W 49-38	1-2	50.0	0-1	0.0	0-0	0.0	0-0	0.0	1-1	100.0		
	USF		3-4	75.0	0-1	0.0	1-1	100.0	1-1	100.0	1-1	100.0	0-0	0.0
	Opponents		2-3	66.7	0-0	0.0	0-1	0.0	0-0	0.0	2-2	100.0	0-0	0.0

Time of Possession

Date	Opponent	Score	Overall		1st Qtr		2nd Qtr		3rd Qtr		4th Qtr		Overtime	
Sep 01, 2018	ELON	W 34-14	26:48		2:38		6:51		9:52		7:27			
Sep 08, 2018	GEORGIA TECH	W 49-38	24:28		4:50		8:55		4:26		6:17			
	USF	Total	51:16		7:28		15:46		14:18		13:44		0:00	
		Avg.	25:38		3:44		7:53		7:09		6:52		0:00	
	Opponents	Total	68:44		22:32		14:14		15:42		16:16		0:00	
		Avg.	34:22		11:16		7:07		7:51		8:08		0:00	