



@USFFOOTBALL

Oct. 1, 2018

# UNIVERSITY OF SOUTH FLORIDA BULLS FOOTBALL

## TAMPA, FLORIDA

22nd SEASON • 14 WINNING SEASONS • 9 BOWL APPEARANCES • 6 BOWL VICTORIES •  
30 NFL DRAFT PICKS • 14 ALL-AMERICA SELECTIONS • REACHED NO. 2 RANKING IN 2007

## 2018 USF GAME NOTES

## GAME 5 • UMASS

### USF DRIVE STARTERS

- ✓ USF among 14 remaining unbeaten teams.
- ✓ Bulls 11-2 in games away from Tampa in last three years, have won 5 straight vs. non-conference foes.
- ✓ USF looks to equal program record for wins in a 4-year period in Game 5.
- ✓ Bulls have won 7 straight games with more than a week to prepare, 4-0 under Strong.
- ✓ Cronkite posts back-to-back 100-yard games.
- ✓ Bulls averaging 40.6 ppg in their last 13 games away from Tampa.
- ✓ Barnett among national leaders in passing, total offense and scoring, leads two 4th QT comebacks.
- ✓ McGee among conference/national leaders in tackles.

### USF STATISTICAL LEADERS

**RUN:** Cronkite: 46 carries, 304 yds, 2 TD, 101.3 ypg  
**PASS:** Barnett: 64.0%, 1,104 yds, 8 TD, 3 INT, 276.0 ypg  
**REC:** St. Felix: 17 rec, 296 yds, 1 TD, 74.0 ypg  
**SCORING:** Barnett & Salomon: 24 pts (4 TD)  
**TACKLES:** McGee: 42 (10.5 tpg)  
**TFL:** Sawtelle: 6.0  
**SACKS:** Kegl: 2.5  
**INT:** Hampton, Hoggins, Jackson, Roberts & Sawtelle: 1  
**USF CAPTAINS:** Game-by-Game

### USF RADIO NETWORK

**FLAGSHIP:** 820 AM WWBA (TAMPA)  
**IHEART RADIO (DIGITAL) - BULLS UNLIMITED**  
 Jim Louk, play-by-play Sam Barrington, analyst  
 Joey Johnston, sideline  
**PREGAME SHOW (2 HRS PRIOR TO KICK)**  
 Jim Lighthall, Rock Riley & Darek Sharp  
**USF RADIO AFFILIATES**  
 820 AM WWBA - Tampa Bay \*\* \*\* Carry Coaches Show  
 98.3 FM WWRZ - Central Florida 96.7 FM WMTB - Tampa Bay  
 1070 AM WKII - Ft. Myers/Port Charlotte\*\*

### FIND US ON SOCIAL MEDIA

**Twitter:** @USFFOOTBALL, @CoachStrong\_USF  
**Instagram:** USFFOOTBALL  
**Facebook:** facebook.com/SouthFloridaFootball  
 #GoBulls; #HornsUp; #BullStrong

### USF ATHLETIC COMMUNICATIONS

4202 E. Fowler Ave., ATH 100, Tampa, FL 33620  
 OFFICE: 813-974-2125 WEB: GoUSFBulls.com  
**Brian Siegrist, Associate AD for Communications**  
 O: (813) 974-4086 | C: (813)-293-3897 | siegrist@usf.edu  
**Jay D'Abramo Asst. Director of Communications**  
 O: (813) 974-7099 | C: 813-210-7333 | jdabramo@usf.edu

### USF (4-0; 1-0 American) vs. UMass (2-4; 0-0 Independent)

Sat., Sept. 6 • 3:30 P.M. • Amherst, Mass. • McGuirk Alumni Stadium (17,000)

**SURFACE:** Field Turf

**TV:** Great 38/Eleven/NESN: Eric Frede (p-by-p), Andy Gresh (analyst) & Matt Goldstein (sideline)

**AUDIO:** USF Radio Network (820 AM/98.3 FM)

Satellite: Sirius: -- XM: --

**AUDIO STREAM:** iHeartRadio - Bulls Unlimited

**SERIES:** First Meeting

**IN TAMPA:** NA

**AT AMHERST:** NA

**LAST:** 2017 game in Tampa moved to 2022 due to Hurricane Irma



### USF

**RANKINGS (AP/COACHES):** .....RV/RV

**HEAD COACH:** .....Charlie Strong (C. Arkansas, '82)

**RECORD AT USF:** .....14-2 (2nd)

**CAREER RECORD:** .....67-39 (10th)



### UMASS

**RANKINGS:** .....NR/NR

**ACTING HEAD COACH:** .....Ed Pinkham

**RECORD AT UMASS:** .....0-0

**CAREER RECORD:** .....0-0

@USFFOOTBALL @COACHSTRONG\_USF @USFATHLETICS #HORNSUP #GOBULLS #BULLSTRONG

## 2018 SCHEDULE

DATE	OPPONENT	KICK/RESULT	TV	NOTABLE
Sat., Sept. 1	ELON	W, 34-14	ESPN3	Bulls jump to 31-0 lead
Sat., Sept. 8	GEORGIA TECH	W, 49-38	ABC/ESPN2	Barnett throws for 305 & 3TD, runs for 1 TD in debut Came from 10 down in 4th QT
Sat., Sept. 15	at Illinois (Soldier Field, Chicago)	W, 25-19	BTN	USF with 21 unanswered points, forced three turnovers, Barnett 86 yds and 2 TD rushing Came from 12 down late in 4th QT
Sat., Sept. 22	ECU	W, 20-13	ESPNews	USF with 18 unanswered points, Barnett 411 yds & 2 TD passing Cronkite 129 yards rushing/80 yd TD Schneider 9 punts for 49.2 ypp average
Sat., Oct. 6	at UMass	3:30 p.m. Great 38/Eleven/NESN		UMass 4-8 in 2017
Fri., Oct. 12	at Tulsa	7:00 p.m. ESPN		1st meeting, last year's game cancelled due to hurricane USF won, 27-20, in Tampa in 2017 Tulsa went 2-10 (1-7 AAC) in 2017
Sat., Oct. 20	UConn (Homecoming)	TBD	TBD	UConn went 3-9 (2-6 AAC) in 2017 USF has won 6 straight, W, 37-20, in 2017
Sat., Oct. 27	at Houston	TBD	TBD	UH won, 28-24, in Tampa in 2017 Houston went 7-5 (5-2 AAC) in 2017
Sat., Nov. 3	TULANE (Salute to Service)	TBD	TBD	USF won, 34-28, at Tulane last year Tulane went 5-7 (3-5 AAC) in 2017
Sat., Nov. 10	at Cincinnati	TBD	TBD	UC went 4-8 (2-6 AAC) in 2017 USF won last three, W, 33-3, in 2017
Sat., Nov. 17	at Temple	TBD	TBD	Temple went 7-6 (4-4 AAC) in 2017 USF won, 43-7, in Tampa in 2017
Fri., Nov. 23	UCF (War on I-4)	TBD	TBD	UCF went 13-0, finished No. 6 in 2017 USF leads War on I-4, 6-3, UCF won, 49-42, last year
Sat., Dec. 1	AAC Championship	TBD	ABC/ESPN	played at home site

\* American Athletic Conference game

All games can be heard on the USF Radio Network and GoUSFBulls.com

### GAME DAY AT UMASS

The Bulls and Minutemen will meet for the first time a year after originally scheduled and in Amherst instead of Tampa. The game will be televised by Eleven Sports and aired in the Bay Area on WFLA sister station WTTA Great 38. Last year's contest, originally set for Oct. 14, 2017 in Tampa, was rescheduled to 2022 after Hurricane Irma forced USF to reschedule a conference date with UConn (Sept. 9) and subsequent shuffling moved a contest with Cincinnati into the Oct. 14 date. This will be the Bulls' first game in the state of Massachusetts. USF will look to improve to 5-0 for the second straight season and for the sixth time in program history. USF started 7-0 in 2017 for the program's best-ever start.

■ **ROAD WARRIORS:** USF has gone 11-2 away from Tampa (8-2 in true road games) in the last three seasons and has won five straight games vs. non-conference opponents away from Tampa, including a pair of bowl games and four victories over Power Five programs. The Bulls have averaged 40.6 ppg in their last 13 games away from Tampa, failing to score at least 30 points just once (this season vs. Illinois).

■ **BULLS LOOK TO EQUAL BEST 4-YEAR WIN TOTAL:** Just five games into the 2018 season, USF will look to equal the program's best-ever win total over four seasons with a victory at UMass. The Bulls are in the midst of the most successful run in program history (33-9 (78.5 %) since 2015) and a 34th victory in a four-year period on Saturday would equal the 34 wins (34-18 (65.0%)) posted from 2006-09. USF has gone 25-4 since the start of 2016, including 11-1 in non-conference games (two bowl wins) with the only loss coming to No. 13 Florida State (2016). That includes a 32-6 mark in the last 38 games, which ranks FIFTH in the nation over that time.

## USF QUICK FACTS

### HEAD COACH CHARLIE STRONG

**Years Coached:** \_\_\_\_\_ 10th season (2nd at USF)  
**Alma Mater:** \_\_\_\_\_ Central Arkansas, '82  
 \_\_\_\_\_ three-time all-conference defensive back  
**Career Record:** \_\_\_\_\_ 67-39 (10th)  
**Record at USF:** \_\_\_\_\_ 14-2 (2nd)  
**American Conf. Record:** \_\_\_\_\_ 7-2; 2nd season  
**Career Bowl Record:** \_\_\_\_\_ 4-3

## USF COACHING STAFF (game location)

Brian Jean-Mary (**Field**) Def. Coord. /Asst. HC/LBs  
 Sterlin Gilbert (**Field**) Off. Coord./QBs  
 Blue Adams (**Press Box**) Defensive Backs  
 Justin Burke (**Press Box**) Tight Ends/Special Teams  
 Damon Cogdell (**Field**) Defensive Ends  
 Sean Cronin (**Press Box**) Defensive Tackles  
 Shaun King (**Field**) Running Backs  
 Matt Mattox (**Field**) Offensive Line/Run Game  
 Tommy Restivo (**Field**) Safeties  
 Charlie Williams (**Field**) Wide Receivers  
 Pat Moorer (**Field**) Strength & Conditioning  
**Analysts:** Trent Earley, Victor Gill, Bryan Hill,  
 Saki Mihalakos, Preston Pace & Scott Spurrier.  
**Graduate Assistants:** Jamey McClendon,  
 Preston Pace, Emilio Nadelman, Luke Turner

## IN THE PRESS BOX

**OFFENSE:** Justin Burke (TEs & SPC)

**DEFENSE:** Blue Adams (DBs) & Sean Cronin (DTs)

## UNIVERSITY QUICK FACTS

**Location:** Tampa, Fla. **Enrollment:** 50,577  
**Nickname:** Bulls **Colors:** Green & Gold  
**Conference:** American Athletic  
**President:** Dr. Judy Genshaft  
**Athletic Director:** Michael Kelly  
**Football Office Phone:** 813-974-7170  
**Press Box Phone:** 813-350-6225

## TEAM OVERVIEW

**2017 Overall Record:** 10-2 (2nd straight 10+ win)  
**2017 American Athletic Record:** 6-2 (2nd in East)  
**Starters Returning/Lost:** 11/13  
**Offense:** 6/5; **Defense:** 5/6  
**Special Teams:** 0/2  
**Lettermen Returning/Lost:** 41/33  
**Offense:** 20/17 **Defense:** 21/13  
**Special Teams:** 0/3

## FOOTBALL HISTORY

**First Year:** 1997 **First Year in FBS:** 2000  
**Overall Record (years):** 150-105 (22nd season)  
**FBS Record (years):** 130-92 (19th season)  
**All-Time Bowl Record:** 6-3 (9 appearances)  
**Last Bowl:** 2017 Birmingham (W vs. Texas Tech)  
**First Team All-Americans:** 6  
**First Team All-Conference:** 31

## STADIUM INFORMATION

**Name:** Raymond James Stadium  
**Capacity:** 65,857 **Surface:** Tifway Bermuda 419  
**Record At Ray Jay:** 88-40 (.687)

## THE PROGRAM

In its 22nd season and 19th at the FBS level, USF Football has made nine bowl appearances, including a current string of three straight and every season between 2005-10 (6 straight). USF has won six bowl games and has produced 14 All-America selections, 30 NFL Draft picks and reached the No. 2 ranking in the Associated Press Poll in 2007.

## LAST TIME OUT

### BULL WIN FOURTH STRAIGHT CONFERENCE OPENER

USF became the fastest Florida FBS team to reach 150 program wins with a 20-13 victory over East Carolina in the Bulls' American Athletic Conference opener at Raymond James Stadium. Junior Jordan Cronkrite broke a 13-13 tie with a career long 80-yard touchdown run with 10:13 remaining in the game. Redshirt freshman safety Nick Roberts sealed the victory by intercepting his first career pass at the ECU 44-yard line with two minutes remaining. USF's defense pitched a shutout in the fourth quarter for the second straight game. The Bulls have scored 46 unanswered points in the fourth quarter over the last three games.

- Cronkrite posted his second straight 100-yard rushing game with 129 yards on 15 carries (8.6 ypc).
- Darnell Solomon put USF ahead with a 66-yard touchdown catch.
- Blake Barnett got the Bulls on the board with a 2-yard touchdown run with 3:33 remaining in the opening quarter after running back Johnny Ford gained 39 yards on his first career reception. Barnett completed 12 of 20 passes for 181 yards and threw a touchdown pass in his fourth straight game.
- Jaymon Thomas led USF with 10 tackles while Nick Roberts and Khalid McGee added eight each.

## QUICKLY SPEAKING

### USF TEAM

- The Bulls stand just outside Top 25 rankings, receive 83 votes in AP Poll (27th) and 109 in Coaches Poll (26th).
- USF has scored 46 unanswered points in the 4th quarter the last three games to come back from 10 points down vs. Georgia Tech, 12 down at Illinois and break a 13-13 tie with ECU.
- USF is 25-4 in the last three seasons and has won 32 of its last 38 games (31-6; 84.2%), a mark that ranks tied for fifth in the nation with Wisconsin over that span.
- The winningest era of USF football includes a program-record run of 20 straight weeks ranked in the Top 25, three straight bowl game appearances and two straight bowl victories over Power 5 opponents.
- USF is 20-5 in American Athletic Conference games over the last three seasons, the best record of any team over that span. The Bulls are 14-2 against the East Division opponents in the last three years and 17-6 over the first six years of the conference.
- For the first time since 2011, USF returned all the members of its primary coaching staff, including returning its offensive coordinator (Sterlin Gilbert) for the first time in six seasons and defensive coordinator (Brian Jean-Mary) for the first time in four seasons.

### OFFENSE

- USF has scored at least 20 points in 34 straight games, the longest streak in the nation. The Bulls last failed to reach 20 points on Oct. 31, 2015 in a 29-17 loss at Navy.
- USF has produced 400 yards of offense or more in 13 of its last 14 games, including 626 at Illinois. USF eclipsed 600 yards three times in 2017.
- USF ranks 37th nationally in total offense (465.8 ypg). The Bulls ranked 6th nationally averaging 513.0 ypg in 2017 in Sterlin Gilbert's first season as OC. USF has eclipsed 6,000 yards in the previous two seasons.
- USF ranks 24th nationally passing for 290.3 ypg and has thrown for 300+ yards in 6 of the last 9 games.
- USF's rushing game has ranked in the top 10 nationally in each of the past three seasons. The Bulls ranked 8th in 2017 running for 264.1 ypg. USF has run for more than 3,100 yards in each of the last three seasons.
- QB Blake Barnett passed for 411 yards vs. Illinois, the second-best total in USF history, and accounted for 428 yards, the 7th best total. He is 23rd in the NCAA passing for 274.8 ypg and 14th with 18.5 points responsible for per game. He has 8 TD passes on the year to five different receivers.
- QB Blake Barnett ranks 15th in the NCAA statistics and 3rd in The American in total offense (304.8 ypg).
- RS FR WR Randall St. Felix posted the best receiving yards debut in program history grabbing seven receptions for 143 yards and a touchdown vs. Elon. He logged 120 yards on six catches at Illinois and leads USF with 296 yards receiving (74.0 ypg).
- TE Mitchell Wilcox is a Mackey Award candidate for

the second straight year. He set a new USF tight end record with eight catches at Illinois totaling 109 yards. He is third on the team with 14 receptions on the year.

■ WR Tyre McCants led the team in touchdowns (7) and ranked second in yards (686) and receptions (36) in 2017. His 14 career receiving TD are tied for third most all-time at USF, while his 1,453 career yards rank 6th all-time. He set the USF game record with 227 yards on nine catches at UCF in 2017.

■ RB Jordan Cronkrite posted his first career 100-yard game with 136 yards (6.2 ypc) and 1 TD at Illinois and followed that with 129 yards and 1 TD vs. ECU. He stands 22nd nationally averaging 101.3 ypg and 19th with a 6.61 yards per carry average.

### DEFENSE

- USF stands 13th nationally allowing just 162.3 passing yards per game and 4th with a pass efficiency defense rating of 94.43.
- USF ranks 14th in the nation in TFL (8.5 tpg). The Bulls were 5th in the nation in TFL (8.4 tpg) and 11th in sacks (3.0 spg) in 2017.
- USF has collected an interception in 3 of 4 games and five different players have accounted for the Bulls 5 INT on the year. USF ranked 2nd nationally in interceptions (20) and 15th in turnover margin (.83) in 2017.
- USF had the top defense in The American in 2017, leading the conference in total defense (359.8 ypg), scoring defense (23.5 ppg), rushing defense (126.9 ypg), pass efficiency defense (110.53), interceptions (20), sacks (3.0) and tackles for loss (8.4).
- Senior LB Khalid McGee has transitioned from safety to linebacker, a process he began late in 2017. He had a career-best 14 tackles at Illinois. He is second in The American and 24th nationally with 10.5 tackles per game.
- LB Nico Sawtelle is the Bulls' top returning tackler, having posted 54 tackles in 2017 to rank 4th on the team. Sawtelle had a fumble recovery and interception in the win vs. Georgia Tech and posted a career-best 13 tackles and 2.0 TFL at Illinois. He leads USF with 6.0 TFL.
- Senior DB Ronnie Hoggins has posted double-digit tackles in two games, including 11 at Illinois. He is the most experienced Bulls with 32 starts.
- Sophomore DB Mike Hampton leads The American and is 5th nationally in passes defended with 8.

### SPECIAL TEAMS

- Terrence Horne tied an NCAA record with two kickoff returns for TD's (98 & 97 yds) vs. Georgia Tech. His 264 kickoff return yards in the game set a USF record. He will miss the rest of the season after tearing his ACL in practice prior to the ECU game.
- Trent Schneider, a 28-year-old, left-footed Australian, tied a USF record with a 72-yard punt vs. ECU and averaged 49.2 ypp in the game (3rd-best all-time at USF).



## #BULLSTRONG: INSIDE USF FOOTBALL

Shot and produced by 20-time Emmy-winning Awesome Films, #BULLSTRONG: Inside USF Football takes fans inside the program with stunning cinematography and unprecedented access. The show, was selected as the winner of the Outstanding Program Series award among more than 100 national entries at the 2017 SVG/NACDA College Sports Media Awards in Atlanta.

### AIR TIMES: EACH GAME WEEK

FOX Sports Florida (CH: 39 & 1149 HD Spectrum; CH: 77 & 577 (Verizon FiOS); DirecTV (654); Dish Network (423 SD; 373 HD): Aired on Thursdays at 4:30 p.m. in the Tampa Bay market. Check local listings.

## OPPONENT PREVIEW: UMASS: FIRST MEETING

UMASS fell to Ohio last week, moving its record to 2-4 on the season. The Minutemen have won both of their home games (over Duquesne and Charlotte), but have lost all four of their road contests. UMASS has played a series of high scoring games in 2018, scoring 42 or more points three times and allowing 42 or more points three times.

- Defensive back Isaiah Rodgers had a pick-six vs. Ohio and played high school football at Blake HS in the Bay Area.
- Graduate linebacker Bryan Barr is the nation's leading tackler with 13.7 stops per game.
- Wide receiver Andy Isabella had 12 receptions for 198 yards and three touchdowns against Ohio. He already has 41 catches on the season.
- Quarterback Andrew Ford, who has battled injuries all season, returned to the lineup last week and threw for 355 yards. The senior, who throws left-handed, has 6 touchdowns passes this season.
- UMASS ranks 125th in the NCAA in scoring defense (42.7 ppg) and 114th in total defense (483.8 ypg). They stand 43rd in scoring offense (35.3 ppg) and 73rd in total offense (402.7 ypg).

## BULLS OFF THE BYE

USF has won seven straight games with more than a week to prepare, with the last loss coming in the 2015 Miami Beach Bowl to Western Kentucky (45-35). The Bulls are 3-0 in games after a bye week under Charlie Strong (downing Illinois, Cincinnati and Tulsa last year) and 4-0 with more than a week to prepare (including a 2017 Birmingham Bowl victory over Texas Tech). USF is 19-16 in games after a bye week overall and 25-19 in games with more than a week to prepare.

## BEST STARTS IN PROGRAM HISTORY

USF will look to start 5-0 for the second straight season and is closing in on the best season start in program history posted last year.

### BEST SEASON STARTS

Record	Year	Finish	Highest Rank
7-0	2017	10-2	No. 16/13
6-0	2007	9-4	No. 2/3
5-0	2009	8-5	No. 21/21
5-0	2008	8-5	No. 10/10
5-0	1998	8-3	FCS
4-0	2018	-	NR/NR

## BULLS CLAIM PROGRAM WIN 150; 3RD STRAIGHT CONFERENCE OPENER

USF posted the 150th win in program history in just its 22nd season with a 20-13 victory over ECU on Sept. 22. The Bulls reached the mark in game 255 (150-105, .588), which is the fastest of any FBS program in the state of Florida to reach the mark. The next closest is Florida which reached it in game 258 in 1937. The Bulls will open their sixth season in The American with their third straight conference opening win and improved to 5-1 in AAC openers.

## FINISHING STRONG

- USF has scored 46 unanswered points in the 4th quarter in the last three games. The Bulls gave up a touchdown to Georgia Tech 45 seconds into the 4th quarter in Game 2 and have scored every point in the quarter since.
- USF is closing each half strong. For the season, USF is outscoring opponents 31-9 in the 2nd quarter and 49-14 in the 4th quarter.

## COMEBACK KINGS

The Bulls answered questions about their leadership and late game poise following the graduation of longtime captains and program records setters QB Quinton Flowers and LB Auggie Sanchez from the 2017 team.

- USF mounted a pair of double-digit 4th quarter comebacks in victories over Georgia Tech and Illinois. The Bulls trailed Tech by 10 (38-28), 45 seconds into the fourth quarter before scoring 21 unanswered points in a 49-38 win. USF trailed Illinois by 12 (19-7) entering the fourth quarter before scoring 18 unanswered points in a 25-19 win.
- QB Blake Barnett was phenomenal in both comebacks, accounting for 112 total yards (rushing for 52) and three TD in the fourth quarter comeback vs. Tech and 172 yards passing and 2 TD in the comeback vs. Illinois.

## OFFENSE NOTES

### OFFENSE CONTINUES ROLLING

- USF has scored at least 20 points in 34 straight games, the longest streak in the nation. The Bulls last failed to reach 20 points on Oct. 31, 2015 in a 29-17 loss at Navy.
- USF has scored 30 points or more in 29 of its last 32 games dating to the 2015 season. The Bulls 49 points vs. Georgia Tech (Sept. 8) marked the sixth game eclipsing 40 points under OC Sterlin Gilbert.
- USF has posted 400+ yards in 13 of its 14 games. The Bulls 296 yards vs. ECU (9.22) marked the fewest under OC Sterlin Gilbert and the only game with less than 300.
- In 16 games under OC Sterlin Gilbert, USF has been out-gained in offensive yards just twice and is averaging 514.85 ypg.
- With 626 yards vs. Illinois USF posted its 9th game with 500+ yards under Gilbert and has had 4 games with 600+.
- USF passed for 411 yards vs. Illinois, and has passed for 300+ yards in 6 of its last 9 games. The Bulls have posted 7 300+ yard passing games under OC Sterlin Gilbert.

## CRONKRITE TAKES THE ROCK

- A transfer from the University of Florida who played 24 games in a Gator uniform, junior Jordan Cronkrite has established himself as the Bulls bell cow in the backfield.
- His 6.61 yards per carry rank 19th in FBS. His 46 rushing attempts lead all USF running backs by more than 30.
- Ranks fifth in The American posting 101.3 yards per game and leads USF with 304 yards rushing.

## AMERICAN CONFERENCE

School	CONF	OVERALL	STREAK
<b>EAST</b>			
Cincinnati	1-0	5-0	W5
UCF	1-0	4-0	W4
USF	1-0	4-0	W4
Temple	1-0	2-3	L1
East Carolina	0-1	2-2	W1
UConn	0-2	1-4	W2
<b>WEST</b>			
Tulane	1-0	2-3	W1
SMU	1-0	2-3	W2
Navy	1-1	2-2	L1
Houston	0-0	3-1	W1
Tulsa	0-1	1-3	L3
Memphis	0-2	3-2	L1

## AMERICAN CONFERENCE SCHEDULE

<b>THURSDAY 10.4.18</b>			
TULSA @ HOUSTON	8 P.M.	TV:ESPN	
<b>SATURDAY • 10.6.18</b>			
ECU @ TEMPLE	NOON	TV:ESPNEWS	
TULANE @ CINCINNATI	NOON	TV:ESPNU	
USF @ MASSACHUSETTS	3:30 P.M.	ELEVEN NET	
NAVY @ AIR FORCE	3:30 P.M.	TV:CBSSN	
SMU @ UCF	7:00 P.M.	TV:ESPNU	
UConn @ MEMPHIS	7:00 P.M.	TV:CBSSN	

## AMERICAN CONFERENCE BOWL LINEUP

	<b>AutoNation Cure Bowl</b> American vs. Sun Belt Saturday, Dec. 15, 2:30 p.m. ET Orlando, Fla. CBS Sports Network
	<b>Cheribundi Tart Cherry Boca Raton Bowl</b> American vs. Conference USA/MAC Tuesday, Dec. 18, 7 p.m. ET Boca Raton, Fla. ESPN
	<b>Frisco Bowl</b> American vs. TBD Wednesday, Dec. 19, 8 p.m. ET Frisco, Texas ESPN
	<b>Bad Boy Mowers Gasparilla Bowl</b> American vs. Conference USA Thursday, Dec. 20, 8 p.m. ET Tampa, Fla. ESPN
	<b>Birmingham Bowl</b> American vs. SEC Saturday, Dec. 22, Noon ET Birmingham, Ala. ESPN
	<b>Lockheed Martin Armed Forces Bowl</b> American vs. Big 12 Saturday, Dec. 22, 3:30 p.m. ET Fort Worth, Texas ESPN
	<b>Military Bowl presented by Northrup Grumman</b> American vs. ACC Monday, Dec. 31, Noon ET Annapolis, Md. ESPN
	<b>COLLEGE FOOTBALL PLAYOFF</b> The 2018 College Football Playoff will hold semifinal games at: <b>Capital One Orange Bowl</b> Saturday, Dec. 29, 4 or 8 p.m. ET on ESPN <b>Goodyear Cotton Bowl</b> Saturday, Dec. 29, 4 or 8 p.m. ET on ESPN The 2018 College Football National Championship Game will be at: <b>Levi's Stadium</b> Santa Clara, Calif. Monday, Jan. 7, 8 p.m. ET on ESPN
	<b>NEW YEAR'S SIX</b> If the American Athletic Conference champion is not selected for the CFP but is the highest-ranked team among the champions of Conference USA, the Mid-American Conference, the Mountain West and the Sun Belt, it could play in one of the following bowls:
	<b>Playstation Fiesta Bowl</b> New Year's Six Bowl Tuesday, Jan. 1, 1:00 p.m. ET Glendale, Ariz. ESPN
	<b>Chick-fil-A Peach Bowl</b> New Year's Six Bowl Saturday, Dec. 29, 12:00 p.m. ET Atlanta, Ga. ESPN





## DID YOU KNOW?

- Head coach **Charlie Strong** loves ice cream and eats it daily. His favorite flavor is chocolate Blue Bell ice cream.
- SR WR **Tyre McCants'** father, Terrence Anthony, was a part of FSU's "Fab Four" receiving corps before playing for the Tampa Bay Buccaneers from 1990-91. His mother, Tonja McCants, played receiver and safety for Niceville High School's flag football team and got him into football by teaching him the game while running routes and throwing passes to him.
- JR TE **Mitchell Wilcox** is physical and loves contact, in fact he posted 61 tackles and 17.5 TFL in his senior year of HS. His father, Charles, is in the U.S. Coast Guard. The family has an ice cream scoop that has been passed down through the family and is reinforced by the end of a shovel handle.
- JR DE **Greg Reaves** played safety in high school. He joined USF as a walk-on, earning a scholarship prior to the 2017 season. Reaves plays the saxophone and likes to play Christmas songs. He also began watching "Friends" on Netflix during the spring and is looking to watch all 10 seasons.
- FR WR **Terrence Horne** was the 100-meter champion in the 2018 FHSAA 4A State Track and Field Championships. He has a career-best time of 10.29.

- SR T **Eric Mayes** didn't play football in pads until the 11th grade. He played flag football until he was 6, but was too big to be allowed to play in padded leagues and drifted away from the game until high school.
- SR LB **Khalid McGee** lost his father, Kevin, to gang violence when he was 5 years old. McGee grew up in the same rough Liberty City neighborhood of Miami as former standout Bulls QB Quinton Flowers. Like Flowers, he wants to become a firefighter when his playing career ends.
- SO P **Trent Schneider** is a 28-year-old native of Sydney, Australia who worked construction for eight years before the former soccer goalkeeper became a college punter.
- SR DB **Ronnie Hoggins** was a Monarch High School teammate of Falcons first-round pick Calvin Ridley (Alabama). Hoggins got better by covering him every day in practice.
- JR LB **Nico Sawtelle** plays the piano. He can still pick up sheet music and play and likes to play "Piano Man" and the Charlie Brown theme song.
- QB **Blake Barnett** is married to a professional surfer, Maddie, and the pair have an infant son, Brooks. Blake is also a surfer.

## PROGRAM ON A ROLL

The USF Football program rode a wave of unprecedented success into the 2018 season.

■ **21-4 Record:** The Bulls were one of just 15 programs in the nation to have won 20 or more games in the previous two seasons and one of just THREE to have won 20 or more games and a pair of bowl games during that span.

■ **20 Straight Polls:** Ending with the 2018 pre-season polls, USF posted a program-record smashing string of 20 straight appearances in the top 25 polls dating back to Week 14 of the 2016 season.

■ **No. 21 Ranking:** USF finished the 2017 season ranked No. 21 in the final AP and Coaches Polls, marking the second straight season USF finished a season ranked (USF was No. 19 at the conclusion of 2016) and just the second time in program history. The Bulls reached the No. 13 ranking in the Coaches Poll in Week 8 of 2017, the program's highest ranking since appearing at No. 10 in both polls in Week 5 of the 2008 season.

■ **Poll Position:** 2017 was the first time USF spent an entire season in the Top 25 rankings.

■ **Three Straight Bowl Games:** USF has made three straight bowl game appearances, the second-longest streak in program history behind six straight appearances from 2005 to 2010.

■ **Back-to-Back Bowl Wins:** USF has downed the SEC's South Carolina and the Big 12's Texas Tech to post consecutive wins in bowl games for the second time in program history. The Bulls won three straight bowl games from 2008 to 2010.

■ **All-Conference:** USF's 20 all-conference selections in the last two years are the most in The American over that span.

■ **Offensive Juggernaut:** USF's offense ranked No. 6 in total offense (513.0 ypg) and No. 10 in scoring offense (38.3 ppg) in 2017, marking the second straight year the Bulls ranked in the top 11 nationally in scoring and total offense. The Bulls ranked No. 8 nationally in rushing offense (264.1 ypg) in 2017, marking the third straight season USF has ranked in the top 10 in the nation in rushing.

■ **Home Field:** USF has gone 18-2 at home since an Oct. 10, 2015 victory over Syracuse, falling only to No. 13 Florida State (2016) and Houston (2017) in that span.

■ **Record Win Streak:** Posted a school-record 12-game win streak between 2016-2017, shattering the previous mark of eight, and a best-ever 7-0 start to a season in 2017.

■ **NCAA Record 30-point Game Streak:** USF posted a run of 24 straight games scoring at least 30 points, the longest in the AP POLL ERA (1936), between Nov. 14, 2015 and Oct. 28, 2017.

## BEST RECORDS IN FBS FOOTBALL OVER LAST 38 GAMES

USF ranks behind only four teams that reached the 2017 College Football Playoff in winning over its last 38 games.

1. Alabama.....36-2
2. Clemson.....34-4
3. Oklahoma .....33-5
- Ohio State.....33-5
5. **USF .....32-6**
- Wisconsin .....32-6
7. San Diego State .....31-7

## BEST RECORD IN THE AMERICAN THE LAST THREE YEARS

USF has gone 20-5 in American Athletic Conference games the last four seasons, the best record of any conference team. The Bulls are 11-2 at home during that span. USF is 14-2 vs. East Division foes in the last three years and 17-6 in the first six years of the conference.

### Top American Conference Records (Last 3 Seasons)

- |              |       |
|--------------|-------|
| USF .....    | 20-5  |
| Temple.....  | 19-6  |
| Navy .....   | 19-7  |
| Houston..... | 17-7  |
| Memphis..... | 17-9  |
| UCF .....    | 13-12 |

## ROLLING AT RAY JAY

■ USF has won 19 of its last 22 home games, with 15 wins coming by two touchdowns or more and an average winning margin of 17.8 ppg.

■ USF has outscored opponents, 887-495, during that span, for an average margin of 40.3-22.5 (+17.8).

■ USF is averaging more than 40 points and 484.1 yards per game over its last 22 home games.

■ USF's current 19-3 home record over the last four seasons is the Bulls' best home stretch since going 19-0 at home across three seasons in 2000-02.

## 2017 MARKED BY CLOSE LOSSES

USF went 10-2 in 2017, but literally seconds and a couple of plays resulted in the two losses.

■ USF's two losses on the year both came on scoring plays with less than 1:30 to play in the game. A combined total of 1:39 remained on the clock when Houston and UCF scored game winning touchdowns.

■ Houston converted a fourth-and-24 with 1:07 to play and a D'Eriq King TD pass with :11 to play to gave Houston a 28-24 victory in Raymond James Stadium.

■ USF had tied the War on I-4 in Orlando at 42-42 with 1:41 to play when Mike Hughes returned the ensuing kick-off 95 yards for the game-winning TD with 1:28 remaining

## WINNINGEST ERA IN USF HISTORY

USF is experiencing the most successful era in the 22 years of the existence of the football program. The Bulls posted their most ever wins over three seasons in 2017, breaking the previous mark by three games, and posted their best winning percentage over four seasons, coming one win shy of the win mark. Entering 2018, USF is in position to surpass both marks.

### MOST WINS & BEST RECORD OVER 3 SEASONS

Record .....	Period .....	Win %
29-9 .....	<b>2015-17</b> .....	76.3%
26-13 .....	2006-08 .....	66.6
<b>25-4 .....</b>	<b>2016-18 .....</b>	<b>86.2%</b>
24-9 .....	2001-03 & 2000-02 .....	72.7

### MOST WINS & BEST RECORD OVER 4 SEASONS

Record .....	Period .....	Win %	Bowls
34-18 .....	2006-09 .....	65.0%	4
<b>33-9 .....</b>	<b>2015-18 .....</b>	<b>78.5%</b>	<b>3</b>
33-17 .....	<b>2014-17</b> .....	66.0%	3
33-19 .....	2007-10 .....	63.4%	4
32-19 .....	2005-08 .....	62.7%	4

### MOST WINS IN A SEASON

Record .....	Period .....	Win %
11-2 .....	2016 .....	84.6%
10-2 .....	2017 .....	83.3%
9-2 .....	2002 .....	81.8%
9-4 .....	2007 .....	69.2%
9-4 .....	2006 .....	69.2%

## FASTEST TO 150 WINS

With a victory over ECU (Sept. 22), USF became the fastest Florida FBS program to reach 150 wins.

### STATE OF FLORIDA FBS PROGRAMS

School.....	Game Reached .....	150th Win/Games
<b>USF .....</b>	<b>4th game of 2018 .....</b>	<b>150/255 (.588)</b>
Florida.....	1st game of 1937 .....	150/258 (.581)
Miami.....	5th game of 1955 .....	150/267 (.562)
Florida St. ....	10th game of 1975 .....	150/292 (.513)
UCF .....	9th game of 2005 .....	150/294 (.510)

FAU & FIU have not reached 150 wins

## POWER SIX

After wins over Georgia Tech and Illinois, USF has won five straight games vs. Power Five opponents and claimed victory in seven of their last eight meetings vs. P5 teams, including a pair of bowl victories. The Bulls' 25-19 victory at Illinois marked the program's first on the road vs. a Big Ten opponent in five tries. USF's lone loss in its last eight P5 contests came to No. 13 Florida State (55-35) in 2016 in Tampa.

■ Posted back-to-back 100-yard games in wins at Illinois and vs. ECU, including a career-best 136 yards on 22 carries (6.1 ypc). They marked his first career 100-yard games. His career-best at Florida was 47 yards vs. ECU.

■ His 80-yard, game-winning TD run vs. ECU is tied for the fourth-longest in USF history and was the longest by a USF player since Rodney Adams went 92-yards for a TD at Memphis on Nov. 12, 2016.

■ A good receiver, Cronkrite posted 20 receptions in the 2016 season at Florida and had 38 catches for 604 yards and six TDs in high school.

## BARNETT AMONG THE NATION'S MOST PRODUCTIVE QUARTERBACKS

**Blake Barnett** (6-5, 217), an Arizona State graduate transfer, is the Bulls' first new starting QB since 2015 in the opener when Quinton Flowers won the job. Flowers started the next 38 games straight while leading USF to a 29-9 record and setting 42 USF records while accounting for 11,802 yards and 112 touchdowns on his career.

■ Barnett ranks 15th in the NCAA in total offense (304.8 ypg) and 23rd in passing yards per game (274.8 ypg). He has 8 TD passes on the year to five different receivers.

■ Barnett has accounted for 12 TD in four starts and ranks 14th in the nation in points responsible for (18.5 ppg).

■ Barnett passed for 411 yards vs. Illinois, the second-best total in USF history.

■ Barnett is USF's second leading rusher on the year with 115 yards and leads the team with 4 rushing TD.

■ Barnett led USF from 12 down (19-7) in the fourth quarter vs. Illinois, passing for 172 yards and 2 TD in the final quarter, including a 50-yard TD pass to Darnell Salomon with 2:24 to play for the win.

■ Barnett led USF from a 10-point deficit (38-28) with 14:15 to play vs. Georgia Tech to 21 unanswered points and a 49-38 victory. He passed for one touchdown during the run and ran for the last two. Barnett led USF in rushing posting 86 yards and 2 TD on the ground while passing for 207 yards and 2 TD in the game.

■ Barnett was named to the Davey O'Brien Great 8, the Manning Award Stars of the Week and earned his second conference weekly honor roll recognition after accounting for 4 TD vs. Georgia Tech, passing for 207 yards and 2 TD and rushing for 86 yards and 2 TD.

■ Barnett was impressive in his USF debut vs. Elon, marking his first start since he was Alabama's opening game starter vs. USC to begin the 2016 season. He accounted for four TD vs. Elon (3 passing, 1 rushing), the most ever for a USF QB in their debut. His 305 yards passing were just six yards shy of the debut record of 311 set by Mike White at Houston (2013), while his three passing TD equaled the debut mark set by Glen Gauntt vs. Cumberland (1998).

■ Barnett led the Bulls on a 5-play, 70-yard TD drive in their opening possession and scoring drives in five of his first six possessions (4 TD, 1 FG).

### USF TOP QB DEBUTS BY PASSING YARDS

**Mike White (Oct. 31, 2013, at Houston):**

311 yards, 26-of-41, 2 TD, 1 INT - L, 35-21

**Blake Barnett (Sept. 1, 2018, vs. Elon):**

305 yards, 24-of-34, 3 TD, 0 INT, 35 yds rushing & 1 TD - W, 34-14

**Glen Gauntt (Nov. 7, 1998, vs. Cumberland):**

266 yards, 13-of-19, 3 TD, 0 INT - W, 69-3

**First Time USF QB starters record:** 9-6

■ Barnett became the 15th starting QB in program history on Sept. 1.

■ Barnett joined the Bulls in the summer and won the QB the competition in fall camp.

■ Barnett was a consensus five-star prospect and MVP of the 2014 Elite 11 Quarterback Competition. He had seen action in seven collegiate games prior to arriving at USF, completing 14-of-24 passes for 259 yards at previous stops at Alabama and ASU.

## STREAKING SALOMON

Junior wide receiver Darnell Salomon has staked his claim as the Bulls big play receiver.

■ Salomon has a TD catch in three straight games and in 6 of his last 7 games. He closed 2017 by making a TD catch in three straight games and had a career-best five catches for 139 yards and a TD at UCF, which included an 83-yard TD grab.

■ Salomon posted a 66-yard TD catch vs. ECU one game after a 50-yard TD grab at Illinois. He leads USF with 4 TD catches on the year.

■ Salomon has 3 catches of 50+ yards on the year and ranks 12th in the nation averaging 22.1 yards per catch.

## WILCOX GOES WILD

A Mackey Award candidate for the second straight season, junior tight end Mitchell Wilcox showed all the signs of a huge season during spring and fall and he has been delivering on that promise early in 2018.

■ Despite missing the second half of the ECU game with an ankle injury, Wilcox is on pace for a career year with 14 receptions for 182 yards. He had 17 catches for 185 yards all of 2017.

■ Wilcox has already posted career-bests in receptions in two games, including a **USF tight end record** eight catches for a personal-best 109 yards in a victory at Illinois.

■ He is closing in quickly on the USF season receptions (34, Trevor Hypolite, 1997) and yardage (390, Trevor Hypolite, 1997) records for a tight end as well as the career marks for receiving yards (897, Sean Price 2012-15). Wilcox has 43 career receptions for 618 yards.

## TOP 10 GROUND GAME

USF has ranked among the top 10 programs nationally in rushing in each of the past three seasons, averaging more than 240 yards per game on the ground and surpassing 3,100 yards rushing in each season.

YR	YDS	AVG.	NCAA Rank
2017	3,169	264.1	8th
2016	3,714	285.7	5th
2015	3,205	246.5	10th

■ USF is joined by Air Force, Georgia Tech and Navy in ranking in the top 10 in rushing in each of the last three seasons.

■ The Bulls will look to replace their top three rushers and 92 percent (2,925 of 3,169) of their rushing yards from 2017.

■ USF has run for less than 200 yards just five times under OC Sterlin Gilbert.

■ **300+ YARDS:** USF ran for 300+ yards 5 games in 2017, including 390 at ECU and 378 at Tulane.

■ **200+ YARDS:** USF has run for 200+ yards in 28 of its last 34 games.

■ **150+ YARDS:** USF has run for 150+ yards in 31 of its

## HOMEGROWN TALENT

USF's recruiting has focused on Florida and the Bay Area and its seven surrounding counties. That focus has paid off in a transformation of the Bulls' roster.

■ 98 of the 108 players on USF roster heading into the 2018 season hail from the state of Florida. That represents 91 percent of the roster with Georgia (5 players) being the next closest state in producing current Bulls.

■ The 2018 Bulls' roster features 36 players from the Bay Area, representing 33 percent of the roster. The Miami/Ft. Lauderdale area is next closest with 20 Bulls hailing from the area.

■ Among the Bay Area standouts on the Bulls' roster are 19 players in the depth chart, including Mackey Award candidate Mitchell Wilcox, right tackle Eric Mayes, right guard William Atterbury, center Michael Wiggs, cornerback Mike Hampton, defensive end Greg Reaves, safeties Mekhi LaPointe and Bentlee Sanders, and cornerback Mazzi Wilkins.

## SITUATIONAL RECORDS

Under Strong 2018

vs. Top-25 opponents (AP/Coaches)	0-1	0-0
vs. Top-10 opponents (AP/Coaches)	0-0	0-0
USF Scores First	7-2	1-0
Opponent Scores first	7-0	3-0
USF leads after 1st quarter	7-1	1-0
Opponent leads after 1st quarter	6-1	3-0
USF leads at half	11-1	3-0
Tied at half	1-0	0-0
Opponent leads at half	1-1	1-0
USF leads after 3rd quarter	10-1	1-0
Opponent leads after 3rd quarter	3-0	2-0
Tied after 3rd	1-0	1-0

## USF OFFENSE

SCORING: 17 points or less	0-0	0-0
SCORING: 20 or more points	14-2	4-0
SCORING: 30 or more points	11-1	2-0
SCORING: 40 or more points	5-1	1-0
TOTAL OFFENSE: 400 or more yards	12-2	3-0
TOTAL OFFENSE: 500 or more yards	8-1	2-0
TOTAL OFFENSE: 300 yards or less	1-0	1-0
RUSHING: 200 or more yards	11-0	2-0
RUSHING: 300 or more yards	5-0	0-0
RUSHING ATT: 40 or more	12-1	2-0
PASSING: 200 or more yards	7-2	3-0
PASSING: 300 or more yards	4-2	2-0
PASSING ATT: 25 or more	10-2	3-0
1st DOWNS: at least 20	13-2	3-0
3rd DOWNS: convert 40% or more	8-1	2-0
TURNOVERS: two or less	13-2	3-0

## USF DEFENSE

SCORING: allow 15 points or less	4-0	2-0
SCORING: allow 20 points or less	8-0	3-0
SCORING: allow 21 points or more	6-2	1-0
TOTAL OFFENSE: 300 yards or less	5-0	1-0
RUSHING: allow 150 yards or less	8-0	0-0
RUSHING: allow 100 yards or less	4-0	0-0
PASSING: allow 150 yards or less	4-1	1-0
PASSING: allow 100 yards or less	2-0	1-0
1st DOWNS: allow 15 or less	3-0	0-0
3rd DOWNS: convert 33% or less	9-1	3-0
TURNOVERS: two or more	9-0	2-0

## TEAM COMPARISON

RUSHING YARDS: USF has more	11-0	1-0
PASSING YARDS: USF has more	8-2	3-0
TOTAL YARDS: USF has more	12-2	2-0
TURNOVERS: USF has fewer	8-1	2-0
TIME OF POSSESSION: advantage	5-2	0-0
1ST DOWNS: USF has more	11-1	2-0
PENALTIES: USF has fewer	4-0	1-0
SPECIAL TEAMS SCORE: USF scores TD	1-0	1-0

## USF INDIVIDUALS

RUSHING: 100-yard rusher	9-1	2-0
PASSING: 200-yard passer	7-2	3-0
RECEIVING: 100-yard receiver	5-2	3-0
RUSH/PASS: 100-yard rusher/200-yard passer	4-1	1-0

## USF LARGEST CROWDS

1. 99,235	at Penn State	Sept. 3, 2005	L, 23-13
2. 90,612	at Florida	Sept. 12, 2010	L, 38-14
3. 83,524	at Florida State	Sept. 26, 2009	W, 17-7
4. 82,617	at Auburn	Sept. 8, 2007	W, 26-23 OT
5. 80,795	at Notre Dame	Sept. 3, 2011	W, 23-20
6. 78,900	at South Carolina	Sept. 18, 2004	L, 34-3
7. 78,111	at Wisconsin	Sept. 27, 2014	L, 27-10
8. 76,780	at Alabama	Aug. 30, 2003	L, 40-17
9. 74,432	at Oklahoma	Sept. 28, 2002	L, 31-14
10. 72,811	at Florida State	Sept. 12, 2015	L, 14-34
11. 70,401	at Michigan St.	Sept. 7, 2013	L, 21-6
12. 69,383	vs. Florida State	Sept. 29, 2012	L, 30-17
13. 67,012	vs. West Virginia	Sept. 28, 2007	W, 21-13
14. 66,469	vs. Miami	Nov. 28, 2009	L, 31-10
15. 65,948	vs. UCF	Oct. 13, 2007	W, 64-12



## USF UNVEILS PLANS FOR 160,000-SQUARE FOOT USF FOOTBALL CENTER

On Nov. 9, 2017, USF unveiled plans for a 160,000-square foot USF Football Center to be located on campus adjacent to the Lee Roy Selmon Athletics Center. The USF Football Center, which is estimated to cost \$40 million and will be a donor-driven project, will expand upon the Morsani Football Practice Complex and feature an 83,000-square foot indoor practice facility housing a 100-yard turf field. The Center will also feature a more than 80,000-square foot, two-level building providing a state-of-the-art home for the entire football program.

**USF received a \$5 million gift toward the facility from Pam & Les Muma on Nov. 11, 2017 and has approximately \$11 million in commitments toward the facility to date.**

### Among the highlights in the initial plans by the global design firm HOK:

- A stunning entry lobby and multi-purpose space for recruiting
- Indoor practice facility with a 100-yard turf field
- More than 12,000-square foot football strength and conditioning center
- Nearly 10,000-square foot football locker room
- Players' lounge and adjacent social patio
- Team auditorium with tiered seating
- Sports medicine and rehabilitation facility
- Nutrition center
- More than 12,000 square feet of team and position meeting spaces
- Coaches and staff offices



last 34 games, having a then nation-leading string of 25 straight games snapped in a 2017 loss to Houston (Oct. 28, 2017).

■ **2 Rushing TD:** USF has scored at least two rushing touchdowns in 29 of its last 33 games.

### SCORE FAST!

■ USF has 13 scoring drives (10 TD, 3 FG) of 3:00 or less on the 2018 season and 7 under 2:00.

■ The Bulls had 33 scoring drives (25 TD) under 2:00 last year and 17 (15 TD) of 1:00 or less.

### PLAY FAST!

USF's offense under Sterlin Gilbert has moved at a rapid fire pace as the Bulls no-huddle attack ranked among the nation's most prolific in yards and plays in 2017.

■ USF ranked second in the nation in 2017 averaging 85.1 plays per game, standing only behind Syracuse (87.8). The Bulls ran faster at home, averaging 87.6 plays per game. The 2017 average was an increase of 13 plays per game over the Bulls 72.6 ppg in 2016.

■ The Bulls set a program record, reeling off 101 plays in their 2017 debut under Gilbert at San Jose State.

■ USF ran 84 plays in its 2018 season opener.

### OFFENSIVE LINE PROVIDES FOUNDATION

USF returned two juniors and a senior on the offensive line that started at least 10 games in 2017 and are working under the same offensive line coach (Matt Mattox) as the previous season for the first time in six seasons. Second team all-conference right tackle **Marcus Norman** (12 starts), guard **William Atterbury** (10 starts) and left tackle **Eric Mayes** (12 starts) form a solid foundation. It marks the second straight year USF has returned three starters on the offensive line.

■ **Norman** has 24 straight starts at right tackle, while **Atterbury** started the first four games of 2016 before suffering a broken lower leg vs. Florida State and has 17 career starts.

### MCCANTS CHASING USF RECEIVING TD RECORD

Senior wide receiver Tyre McCants entered his senior season as the Bulls' top returning target (36 rec., 686 yds, 7 TD in 2017). He led USF with 7 TD and a 19.1 yards per catch average in 2017.

■ **McCants** posted a career-best 10 receptions and his third career 100-yard receiving game (104) in the victory over Georgia Tech.

■ **McCants** 14 career TD rank third all-time at USF, just three shy of the record. He scored two TD in the 2017 Birmingham Bowl victory over Texas Tech, his 26-yard TD catch with 16 seconds to play sealing the Bulls' comeback

victory.

■ **McCants** set a USF game record with 227 yards on nine receptions and a touchdown in an epic War on I-4 battle at UCF. His touchdown came on a 47-yard reception in which he dragged a UCF defender clinging to his jersey tail the last 10 yards into the endzone. That play is currently highlighted on a pair of billboards on I-275 just north of downtown Tampa.

■ **McCants** is a stout 5-11, 240, yet still possess break-away speed. He regularly uses his size to spring Bull runners downfield with punishing blocks.

### CAREER RECEIVING YARDS

1. Andre Davis	2,136	2011-14
2. Rodney Adams	1,967	2014-16
3. Carlton Mitchell	1,648	2007-09
4. Dontavia Bogan	1,534	2007-10
5. Hugh Smith	1,523	1999-2002
<b>6. Tyre McCants</b>	<b>1,453</b>	<b>2015-Present</b>
7. Huey Whittaker	1,447	2001-03

### CAREER TOUCHDOWN RECEPTIONS

1. Andre Davis	17	2011-14
2. Rodney Adams	16	2014-16
<b>3. Tyre McCants</b>	<b>14</b>	<b>2015-present</b>
DeAndrew Rubin	14	1999-2002

### DEFENSE NOTES

### AGGRESSIVE BULLS D AGAIN AMONG NATIONAL TFL LEADERS

USF ranks 8th nationally in tackles for loss (8.5 tpg) and 38th in sacks (2.75 spg). Linebacker Nico Sawtelle leads the team with 6.0 TFL while sophomore DT Kevin Kegler has 4.0 and leads with 2.5 sacks.

■ The USF defense has posted seven or more tackles for loss in 10 of its last 13 games and in 11 games total under DC Brian Jean-Mary.

■ The Bulls have posted three or more sacks in nine games under Jean-Mary.

■ The Bulls posted 11.0 TFL and 5.0 sacks vs. Illinois, ■ USF finished 2017 ranked 5th nationally in tackles for loss (8.4 tpg) and 11th in sacks (3.0 spg). Junior Greg Reaves returns after leading USF with 14.0 TFL in 2017. The Bulls must replace the top three leaders from 2017, including current NFL players Bruce Hector (7.0); Deadrin Senat (6.0) & Mike Love (5.5).

### MCGEE FLOURISHING AT LINEBACKER

Senior Khalid McGee, a safety for his first three seasons, made the move to linebacker late in the 2017 season and has been racking up tackles ever since.

■ McGee leads USF and ranks secon in The American and 24th nationally posting 10.5 tpg. He has not posted

less than 8 tackles in a game this season.

■ With 42 tackles and 10.5 tpg pace after four games, McGee is on pace to challenge the USF season tackle record of 121 set by Tyrone McKenzie in 2007.

■ McGee led USF with a career-best 14 tackles in a win vs. Illinois (9.15).

■ In his first start at linebacker in the 2018 season opener vs. Elon, McGee posted a then career-best 11 tackles.

■ In the final three games of 2017, McGee posted 25 tackles at linebacker, including leading the team with 10 tackles at No. 12 UCF.

■ McGee started 11 games at safety in 2016 and posted 51 tackles, 4.0 TFL, 1 INT, 2 FR, 1 FF.

■ McGee added 20 pounds to his frame from 2017 fall camp to 2018 and came into 2018 at 213 pounds.

■ McGee lost his father, Kevin, to gang violence when he was 5 years old. McGee grew up in the same rough Liberty City neighborhood of Miami as former standout Bulls QB Quinton Flowers. Like Flowers, he wants to become a firefighter when his playing career ends.

### THOMAS EXCELLING IN CLASSROOM & ON THE FIELD

Senior safety Jaymon Thomas carries one of the highest GPAs on the team with a 3.5 in health sciences and has plans to continue his education toward a degree in pharmacy.

■ Was selected as a semifinalist for the NFF William V. Campbell Trophy presented to the nation's outstanding football scholar-athlete.

■ Also on the watch list for the Wuerffel Trophy, presented to the college football player who best combines exemplary community service with athletic and academic achievement

■ Has posted two double-digit tackle totals on the year, tying for the team lead with a career-best 11 tackles vs. Elon and had 10 vs. ECU. His 25 tackles stand 4th on the team.

### CALL HIM MAJOR

Senior cornerback Ronnie Hoggins has assumed the vocal leadership role on the defense vacated by the graduation of four-year starting linebacker Auggie Sanchez (now a GA at Florida State). Hoggins was given the nickname "Major" by defensive backs coach Blue Adams during 2018 fall camp due to his enthusiastic embracing of the leadership role.

■ Hoggins has posted double-digit tackles in each of the last two games, including a 11 vs. Illinois.

■ Hoggins is the most experienced returning Bull with 32

career starts and his 27 tackles rank 3rd on the team.

■ He ranked 5th on the team with 53 tackles and logged 10 passes defended and 2 INT in 2017.

■ He holds over a 3.1 GPA in communications and is on schedule to graduate in December.

### REAVES EARNS SCHOLLY & DELIVERS!!

Junior defensive end Greg Reaves, a Bay Area native from Manatee HS in Bradenton, walked onto the team in 2015. He promptly earned the team's "Scout Team Award" on defense that season and then got on the field in 2016 making seven tackles on special teams.

■ The former three-sport HS athlete (football, basketball, track) earned a starting job at defensive end during 2017 fall camp and was awarded a scholarship by Charlie Strong during the last week of camp.

■ In 2017 he led the team in TFL (14.0), ranked 6th in tackles (51) and was third in sacks (4.0) while starting all 12 games.

■ Reaves previously attended Air Force Academy Prep School following his Manatee High graduation in 2014. He played safety and middle linebacker in high school.

### BULLS RETURN TOP D IN THE AMERICAN

The USF defense skyrocketed to the top unit in the American Athletic Conference in 2017 under Charlie Strong and first-year defensive coordinator Brian Jean-Mary. In his first season leading a defensive unit, Jean-Mary's Bulls ranked first in The American nearly across the board, leading the league in seven key categories.

Total Defense	1st	359.8 ypg
Scoring Defense	1st	23.5 ppg
Rushing Defense	1st	126.9 ypg
Pass Efficiency Def.	1st	110.53 ypg
Sacks	1st	3.00 spg
Tackles for Loss	1st	8.4 tpg
Interceptions	1st	20

### WIN THE TURNOVER BATTLE

■ USF has gained at least one turnover in 15 of the last 16 games and gained at least 2 in 9, including in each of the first two games of 2018.

■ USF has collected at least one interception in 13 of last 16 games and rank 29th in the nation with 5 INT on the year after finishing 2017 ranked 2nd (20). Eleven players have recorded an interception in the last 16 games, collecting 25 total.

■ USF's defense was ball-hawking and the Bulls' offense took care of the ball in 2017. The Bulls finished the year +10 in turnovers gained to lost and ranked 15th in the nation in turnover margin at 0.83. The Bulls ranked 2nd nationally in interceptions gained and 8th in interceptions thrown with just six.

## A PREEMINENT UNIVERSITY

USF was designated a "Preeminent State Research University" by the Florida board of governors in 2018, placing it in elite company with the University of Florida and Florida State University as the only three state universities to earn the designation.

■ The USF System's total enrollment surpassed 50,000 students for the first time in the fall of 2017, now with 50,577 students currently enrolled across the three separately accredited institutions: USF Tampa, USF St. Petersburg and USF Sarasota-Manatee. Serving 43,542 undergraduate and graduate students USF Tampa has seen a rise in the average high school GPA of the 2017-18 first time in college (FTIC) class, from 4.08 to 4.12 this year.

■ INNOVATIVE: USF is the nation's fifth leading public university in generating new United States utility patents and ranks 12th among universities worldwide.

■ USF is home to students from all 67 Florida counties, all 50 states and more than 145 countries, the USF System continues to admit a very diverse student body.



## THE USF FOOTBALL PROGRAM

- The Bulls have had four head coaches in 22 seasons.
- USF was ranked for a program record 20 straight weeks during the 2016 & 2017 seasons.
- The Bulls reached as high as the No. 2 ranking in 2007.
- USF has played in nine bowl games and won six.
- USF has claimed victories in Tampa over Louisville, West Virginia, Pittsburgh, Kansas and North Carolina among others.
- USF has claimed road or neutral site wins over Florida State, Auburn, Clemson, Notre Dame, Miami, Louisville, N.C. State, West Virginia and TCU among others.
- USF has had 28 first-team All-Conference selections, including 1 Offensive Player of the Year, 1 Defensive Player of the Year, 2 Special Teams Players of the Year and 1 Rookie of the Year.
- USF has had five players selected a first-team All-American a total of six times.
- 11 USF players have been part of a Super Bowl team, eight part of the winning team.
- Two former Bulls (Jason Pierre-Paul and Mike Jenkins) have reached the NFL Pro Bowl.



## RAYMOND JAMES STADIUM: HOME OF BULLS & BUCS

### TOP USF SEASON AVERAGE ATTENDANCE

RANK	AVERAGE	YEAR	GAMES	ATTENDANCE
1.	53,170	2007	6	319,019
2.	52,553	2009	6	315,319

### TOP USF GAME CROWDS

RANK	ATTENDANCE	OPPONENT	DATE	WINNER	SCORE
1.	69,383	Florida St.	9/29/2012	FSU	L, 30-17
2.	67,012	West Virginia	9/28/2007	USF	W, 21-13
3.	66,469	Miami	11/28/2009	UM	L, 31-10
4.	65,948	UCF	10/13/2007	USF	W, 64-12
5.	63,976	Cincinnati	10/15/2009	UC	L, 34-17

■ USF is one of the few college programs that play in an NFL Stadium, opened on Sept. 20, 1998.

■ Raymond James Stadium is home to the NFL's Tampa Bay Buccaneers and has hosted two Super Bowls (Super Bowl XXXV in 2001 between the Ravens and Giants and Super Bowl XLIII in 2009 between the Steelers and Cardinals) as well as the 2017 CFP National Championship Game. The stadium will host the 2021 Super Bowl.



## WELCOME TO THE SUNCOAST NOTING TAMPA & THE BAY AREA

■ The greater Tampa Bay area has a population of more than 4 million and is one of the fastest growing areas in the country. It is the 11th largest TV market in the United States.

■ Tampa ranks as fifth-most popular American city according to a Pew Research Center study.

■ Tampa ranked as the 5th best outdoor city by Forbes. The area's average highs range 70 to 90 °F year round, and lows 52 to 76 °F.

■ Nicknames: Cigar City & The Big Guava

■ Tampa is near 18 beaches. In 2018, Trip Advisor rated Clearwater Beach No. 1 in the U.S. followed by Siesta Key (No. 2) and St. Petersburg Beach (No. 7).



## SEASON HONORS NATIONAL AWARD WATCH LISTS

**MACKEY AWARD:** Mitchell Wilcox, Jr., TE

**OUTLAND TROPHY:** Marcus Norman, Jr., T

**WUERFFEL TROPHY:** Jaymon Thomas, Sr., S

**WILLIAM V. CAMPBELL TROPHY:** Jaymon Thomas, Sr., S

### NATIONAL HONORS

**Davey O'Brien Great 8 (Week 2):** Blake Barnett

**Manning Award Stars of the Week (Week 2):** Blake Barnett

**CFPA HM National Performer of the Week (Week 2):** Terrence Horne

**Paul Hornung Award Honor Roll (Week 2):** Terrence Horne

### AMERICAN CONFERENCE

#### PLAYER OF THE WEEK

**Week 2: Special Teams Player of the Week**

Terrence Horne, 2 kickoff returns for TDs (98 & 97), 264 return yards

**Week 3: Offensive Player of the Week**

Blake Barnett, QB; pass: 411 yds, 2 TD; 428 total yards

#### HONOR ROLL

**Week 1:** Blake Barnett, QB; pass: 305 yds, 3 TD; run: 31 yds, 1 TD

**Week 2:** Blake Barnett, QB; pass: 207 yds, 2 TD; run: 86 yds, 2 TD

**Week 4:** Jordan Cronkrite (129 yds, 1 TD, 80-yard game winner)

### USF PLAYERS OF THE GAME

#### VS ELON 9.1.18

**DEFENSE:** Kirk Livingstone (7 tckl, 2.5 TFL) & Khalid McGee (11 tckl)

**OFFENSE:** Blake Barnett (336 Tot. yds, 4 TD)

**SPECIAL TEAMS:** Jake Vivonetto (2-2 FG, 4-4 PAT)

#### VS GEORGIA TECH 9.8.18

**DEFENSE:** Ronnie Hoggins (10 tckl, INT), Nico Sawtelle (FR & INT)

**OFFENSE:** Blake Barnett (4 total TD, 207 yds passing, 86 rushing)

**SPECIAL TEAMS:** Terrence Horne (2 kickoff return for TD, 264 yards)

#### VS ILLINOIS 9.15.18

**DEFENSE:** Ronnie Hoggins (11 tckl, 0.5 TFL)

**OFFENSE:** Jordan Cronkrite (136 yds & 1 TD)

**SPECIAL TEAMS:** Jake Stone (4 punts, 41.2 ypp)

#### VS ECU 9.22.18

**DEFENSE:** Nick Roberts (8 tackles, INT)

**OFFENSE:** Jordan Cronkrite (129 yds, 1 TD, 80-yard game winner)

**SPECIAL TEAMS:** Trent Schneider (49.2 ypp on 9 punts, 72 yarder)

### 2017 NCAA STATISTICAL RANKINGS

#### USF.....Ranking

Interceptions ..... 2nd (20)

Turnovers Gained ..... 29th (24)

Turnover Margin ..... 15th (0.83 - +10)

Interceptions Thrown ..... 8th (6)

### SPECIAL TEAMS NOTES

#### AUSSIE HAS A HUGE DAY

First-year Bulls punter Trent Schneider has been tagged with the nickname "Aussie" by coach Charlie Strong for obvious reasons.

■ Schneider earned conference honor roll recognition after a huge day vs. ECU. He punted nine times for a 49.2 yard average in the game, the third-best in program history, in the 20-13 victory. Schneider also hit a 72-yard punt, which tied for the longest in school history, and a 61-yard punt.

■ The 28-year-old Schneider hails from Sydney, Australia where he worked in the construction business for eight years following completion of senior secondary school. He did work in brick laying, tiling, framing, deck building and renovations and had his own company.

■ Schneider, a former soccer goal keeper with a strong leg launching the ball from his own goal box, posted a video on Facebook that spurred interest from colleges.

■ Schneider's parents and two sisters reside in Australia.

■ He earned CCCAA All-State Region 4 honors, averaging 38.6 ypp at Santa Barbara City College.

■ He handles punting and kickoff duties for the Bulls.

■ Charlie Strong has had previous experience with Australian kickers recruiting Michael Dickson, also from Sydney, to Texas. The current Seattle Seahawks punter earned the Ray Guy Award and All-America honors at Texas.

#### HORNE TIES NCAA RECORD; LOST FOR SEASON WITH ACL INJURY

USF freshman WR Terrence Horne tied an NCAA record (held by 24 others) and set a new American Athletic Conference record with two kickoff returns for touchdowns against Georgia Tech (9.8), part of three touchdowns he scored in the game.

■ Horne tore the ACL in his right knee during Wednesday practice prior to the Sept. 22 ECU game and will miss the rest of the season.

■ Horne matched the USF season and career records of two kickoff returns for touchdowns set by Lindsey Lamar (two in 2010).

■ Horne set a new USF and American Conference game record for kickoff return yardage with 264 yards against Georgia Tech, breaking the mark set by Mike Jenkins in 2007 with 192 against Cincinnati.

■ Horne's 98-yard kickoff return for a touchdown against Georgia Tech as the third-longest in program history. He followed that with a 97-yard kickoff return for a touchdown, which tied for the fourth-longest kickoff return in program history.

■ Horne is the only player in the NCAA in 2018 with two kickoff returns for touchdowns. He leads the nation with an average of 47.0 yards per kickoff return.

■ Before coming to USF, Horne won the Class 4A state 100-meter title for Miramar (Fla.) High School.

#### YOUNG BULLS MAKE IMPACT; ST. FELIX & SANDERS SHINE IN DEBUT

The Bulls' recruiting strength under Charlie Strong and young talent is already shining in 2018 with several redshirt freshmen from his first class figuring into prominent roles as well as several true freshman from the most recent class.

■ Redshirt freshman WR **Randall St. Felix** posted the best debut by a wide receiver in program history, grabbing seven receptions for 143 yards and a touchdown vs. Elon. The mark is tied for the ninth-best in program history. St. Felix's first career reception was a 40-yard TD pass from Blake Barnett on the opening drive of 2018. St. Felix has two 100-yard receiving games on the season, also grabbing

six passes for 120 yards vs. Illinois.

■ Redshirt freshman S **Nick Roberts** made his first career start vs. Illinois and posted seven tackles. He followed that with eight tackles and the game-ending interception in the win vs. ECU.

■ Redshirt freshman RB **Duran Bell** scored his first career touchdown in the win vs. Georgia Tech, dashing in from 14 yards out. He ran for 69 yards on 12 carries in his first career game.

■ Redshirt freshman S **Bentlee Sanders** posted 10 tackles and 0.5 TFL in his first career start and game vs. Elon.

■ Freshman WR **Terrence Horne** scored three touchdowns in the win vs. Georgia Tech, tying an NCAA record with two kickoff returns for TDs (98 & 97 yards) and had a three-yard TD catch. He was named the American Conference Special Teams Player of the Week after his 3 TD day and USF and conference record 264 kickoff return yards vs. Georgia Tech.

■ A combined 19 redshirt (7) and true freshmen (12) (8 offense; 11 defense) figured into the Bulls' 2018 opening depth chart and look to see action.

■ Charlie Strong's first full-cycle recruiting class in 2018 was ranked No. 2 in The American and was particularly strong along the lines. Four true freshmen have earned a position as a back-up at their position along the offensive line. Two true freshmen have seen action in the defensive line rotation and a third is in the depth chart, while eight total, including a pair of linebackers and three defensive backs, are in the defensive depth chart.

"What I always felt you had to do was build your front people first. If I had 25 scholarships and I could sign 25 linemen, I probably would. I'd tell the skill guys, we'll get them another time. We would get big guys. You have to be physical at the point of attack. You've got to be able to stop people. You've got to move people off the ball and control the line of scrimmage. You do that with big guys."

- **Charlie Strong, 9.26.17**

#### ■ TRUE FRESHMEN SEE ACTION IN 2018:

11 true freshmen made their collegiate debut vs. Elon

**True Freshmen to play in 2018: OFFENSE:** RB Johnny Ford, WR Zion Roland, WR Terrence Horne, OL Donovan Jennings, OL Sebastian Sainterling, OL Brad Cecil and OL Ethan Watson.

**DEFENSE:** DB Vincent Davis, LB Dwayne Boyles, DL Rashawn Yates, DL Tyrone Barber

**FRESHMEN STARTERS:** DB Vincent Davis, DL Rashawn Yates, DT Tyrone Barber

**REDSHIRT FRESHMEN STARTERS:** WR Randall St. Felix, S Bentlee Sanders, S Mekhi LaPointe, S Nick Roberts

### CONTROL THE GROUND GAME

USF's run game has been dominant over the last three seasons and in 2017 the Bulls' run defense joined it:

■ USF ranked in the **Top 25** in both rushing yards and rushing defense in the 2017 NCAA statistics. **The Bulls were one of seven teams in the nation that could claim that in 2017, joined by Alabama, Georgia, Ohio State, Wisconsin, Oregon and Ohio.**

#### 2017 NCAA STATISTICAL RANKINGS

##### USF.....Ranking

Rushing Defense ..... 21st (126.9)

Rushing Offense ..... 8th (264.1)

### COACHING STAFF CONSISTENCY

For the first time since the 2011 season, USF returned all members of the primary coaching staff (head coach and nine assistants) from the previous season.

■ Among those returning is offensive coordinator/quarterbacks coach **Sterlin Gilbert** and defensive coordinator/assistant head coach **Brian Jean-Mary**. This is the first time the Bulls have had the same offensive coordinator in consecutive seasons in six seasons, with the last being Todd Fitch (2010-12). The Bulls have not had the same defensive coordinator in consecutive seasons for four seasons, the last being Chuck Bresnahan (2013-14).

■ USF returns offensive line coach/run game coordinator



## DEFENSE MAKES HUGE LEAP UNDER JEAN-MARY

Defensive coordinator Brian Jean-Mary returns to lead a defense that saw dramatic improvement in 2017. USF ranked in the Top 25 nationally in six defensive categories in 2017 and led The American in scoring and total defense. The Bulls lept from 120th in total (482.0 ypg) and 92nd in scoring (31.6 ppg) defense in 2016 to 37th in total (359.8 ypg) and 41st in scoring (23.5 ppg) in 2017. Jean-Mary's aggressive defense ranked second nationally in interceptions (20), fifth in tackles for loss (8.4 tpg), 11th in sacks (3.0 spg), 21st in rushing defense (126.9 ypg) and 29th in turnovers gained (24) in 2017. USF returns five starters on defense, including team leader in TFL, Greg Reaves (14.0 TFL).

Category	2016 National Rank-Value		2017 National Rank-Value	
Scoring Defense	92nd	31.6 ppg	41st	32.5 ppg
Total Defense	120th	482.0 ypg	37th	359.8 ypg
1st Down Defense	125th	326	40th	236
Rushing Defense	84th	196.5 ypg	21st	126.9 ypg
Passing Efficiency Defense	60th	129.02	8th	110.53
Turnovers Gained	18th	26	29th	24
Sacks	40th	2.38	11th	3.0
Tackles For Loss	52nd	6.1	5th	8.4
Interceptions	22nd	15	2nd	20

**Matt Mattox**, marking the first time in six seasons the Bulls have returned the same offensive line coach since Steve Shankweiler (2010-12).

## OFFENSIVE COORDINATOR GILBERT LEADS USF OFFENSE IN SECOND SEASON

Sterlin Gilbert returns to direct the Bulls' offense in his second season as offensive coordinator, marking the first time USF has had the same offensive coordinator in consecutive seasons in six seasons AND the first time Gilbert has returned to direct the offense for the same program since 2013. Prior to this season, Gilbert had served as offensive coordinator/quarterbacks coach at five different programs in the last five seasons.

■ USF ranked 6th nationally in total offense, 8th in rushing and 10th in scoring in Gilbert's first season in 2017.

■ In his six seasons as an offensive coordinator, Gilbert directed offenses have ranked nationally (including FCS rankings while at E. Illinois):

**Top 20 in Total Offense:** 5 of 6 times

**Top 25 in Scoring:** 4 times (3 in Top 10)

**Top 20 in Rushing:** 3 times

**Top 15 in Passing:** 3 times

■ 5-of-6 offenses Gilbert has directed have averaged more than 470 yards per game, while 4-of-6 have scored more than 36 points per game.

■ The last time Gilbert returned to direct the offense for the same program was in 2013 at Eastern Illinois, he went on to be named FCS Coordinator of the Year. He led the Panther offense to the No. 1 ranking in FCS in scoring (48.2 ypg) and total offense (589.5 ypg), while ranking second in passing (372.4) and 20th in rushing (217.1). Gilbert guided quarterback Jimmy Garoppolo, who went on to win the Walter Payton Award (the FCS Heisman), as he passed for 5,050 yards and 53 TD.

■ Averages of six previous Gilbert led offenses:

37.0 points per game

200.6 rushing yards per game

300.2 passing yards per game

500.8 yards per game

## KEY INDICATORS OF SUCCESS

Since the 2013 season, USF has won with overwhelming consistency when reaching the numbers below, with their corresponding win-loss total in the last 5 seasons.

■ **OFFENSE:** 30+ Points: 30-4; 400+ Yards: 41-5; 20+ First Downs: 39-5; More 1st Downs than Opp.: 30-3; More Rushing Yards Than Opp.: 44-6; More Total Yards Than Opp.: 37-4; Have a 100-yard Rusher: 39-9

■ **SCORE:** Leading After 1st QT: 34-5; at Half: 42-5

■ **DEFENSE:** Allowing 20 pts or Less: 20-3;

Allowing 150 Yards Rushing or Less: 25-10;

## HERE'S TO 40

USF averaged 38.3 ppg in 2017 and eclipsed 40 points in 5 games in 2017, and 18 of its last 33 overall.

■ USF has eclipsed 40 points 20 times since 2015 and is 58-1 all-time when scoring 40+ points, including 19-1 since 2015, the loss coming 49-42 at No. 13 UCF in 2017.

## BULLS WILL PLAY ANYONE

USF has built a strong non-conference schedule and an opportunity to put its talent on display in the coming years as head coach Charlie Strong is willing to play anyone who will schedule the Bulls.

■ USF has added non-conference series vs. Florida (2022, 2023, 2025), Louisville (2022, 2024, 2026), and N.C. State (2021, 2024) under Strong.

■ The Bulls defeated Georgia Tech (49-38) in Tampa and Illinois (25-19) in Chicago in 2018. The game vs. Illinois marked USF's fourth Big Ten road game in the last six seasons and fifth overall.

■ Future non-conference opponents through 2026 also include Texas (2020, 2022, 2024), Wisconsin (2019) and BYU (2019 & 2021).

## SEVEN GRADS ON ROSTER

USF's 2018 roster will feature seven players that have earned their degree. **The current graduates on the roster are:** Blake Barnett, Juwan Brown, Stanley Clerveaux, Vincent Jackson, Eric Mayes, Tyre McCants and Greg Reaves.

## AMERICAN CONFERENCE PRESEASON POLL

School	1st Place Votes	Points
<b>EAST</b>		
UCF	25	175
USF	5	140
Temple	-	134
Cincinnati	-	91
UConn	-	51
East Carolina	-	41
<b>WEST</b>		
Memphis	23	171
Houston	4	146
Navy	3	129
SMU	-	72
Tulane	-	68
Tulsa	-	44

## 2018 SCHEDULE BREAKDOWN

■ **Power 6:** The Bulls will take on two Power 6 opponents in the non-conference season, a first-ever meeting with Georgia Tech in Tampa and a trip to Chicago to face Illinois at Soldier Field in the return game of a series that began in 2017 with a 47-23 USF victory in Tampa.

■ **The American:** USF will open the conference season at home vs. ECU, a team that went 3-9 last year and the Bulls defeated, 61-31, in Greenville. The Bulls will not face 2017

West Division winner Memphis, Navy or SMU. USF will face its first conference road test at Tulsa on Oct. 12, in game No. 6.

■ **Cool Finish:** USF will play two of its last three games on the road, including November dates above the Mason-Dixon Line at Cincinnati (Nov. 10) and at Temple (Nov. 17). The Bulls' last game that far north in November was a 31-6 loss at Rutgers on Dec. 7, 2013.

## BULLS ADD 26 IN 2018 CLASS

USF added 26 players (11 offense, 14 defense, 1 special teams) in the class of 2018, including 24 in the early signing period which ranked as the second-most nationally. The Bulls' first full cycle recruiting class under Charlie Strong was ranked No. 2 in The American by Rivals and 247Sports.

# QUOTABLE

"I just like the resiliency of our players and how they continue to have that attitude of, 'We're not going to lose this game. We're going to find a way to go win the game. That's what we were able to do.'"

- **Charlie Strong, 9.17.18**

"They (USF teammates) had every right to (be skeptical). All I wanted to do was prove myself. Prove myself to the coaches, prove myself to the team. I think they're starting to see that. It means a lot for guys to trust and feel like they can depend on me."

- **Blake Barnett, 9.8.18**

"I just love our resiliency, I love the way we just battled. This is a special team. For us to come together and play as well as we played against a really good football team, and a very unique football team — that's what was special about this game today."

- **Charlie Strong, following 10-point fourth quarter comeback vs. Georgia Tech, 9.8.18**

"If he can get to the edge on you, he's gonna take the ball the distance and they're not gonna catch him."

- **Charlie Strong, on Terrence Horne, 9.8.18**

"He has looked the way he looked tonight since spring practice. And even last year, when we redshirted him and he was on scout team, he was making those type of catches. He is just a big, strong, physical receiver, has big hands and is able to make the play. And you look at him, he can stretch it vertical...or he can make the 5-yard catch and turn it into big yardage."

- **Charlie Strong, on RS FR Randall St. Felix, 9.1.18**

"He's what, 20 practices into fall camp? You know he has the ability because he would've never been who he was, being the elite quarterback and everything. But to watch him come out tonight and play well, it's good for his confidence. And it's good for the whole team, because now the whole team sees their quarterback."

- **Charlie Strong, on Blake Barnett, 9.1.18**

"We have to take advantage of our speed. We have enough guys where we can run, so let's get the ball on the perimeter and make people run us down. And if they can catch us, we're not as fast as we thought we were."

- **Charlie Strong, 9.1.18**

"What I always felt you had to do was build your front people first. If I had 25 scholarships and I could sign 25 linemen, I probably would. I'd tell the skill guys, we'll get them another time. We would get big guys. You have to be physical at the point of attack. You've got to be able to stop people. You've got to move people off the ball and control the line of scrimmage. You do that with big guys."

- **Charlie Strong, on line play, 9.26.17**



## THE HERD

In 2015, the USF Student Government passed a resolution to officially rename the USF student section The Herd. USF's student section numbers more than 12,000 students, making it among the largest in the nation. Front row fans that arrive early and paint their bodies green and gold are known as The Beef Studs.

## BULLS IN THE POLLS - WEEKS IN TOP 25: 46; TOP 20: 30; TOP 15: 12; TOP 10: 4

2018 WEEK	AP	COACHES
Preseason	NR	NR
Week 1	NR	NR
Week 2	NR	RV (9)
Week 3	RV (3)	RV (27)
Week 4	RV (14)	RV (45)
Week 5	RV (50)	RV (113)
Week 6	RV (83)	RV (109)
Week 7		

Week 8  
Week 9  
Week 10  
Week 11  
Week 12  
Week 13  
Week 14

## FOR THE RECORD:

### HOME; ROAD; CONFERENCE; NON-CONFERENCE MARKS

#### HOME RECORD

■ **OVERALL:** 95-43 (.688) record in home games since the program started in 1997

**RAYMOND JAMES STADIUM:** 89-40 (.689)

\* USF played the 1997 home schedule and the first two games of the '98 season in Tampa Stadium, going 6-3, moving to Raymond James for the Citadel game in '98.

■ **Winning Home Record:** 16 of 21 seasons.

**Undefeated Home Record:** 3 seasons: 2002, '01 & '00

**One loss Home Record:** 8 seasons: 2017, '16, '15, '07, '06, '05, 1999 & '98.

**Best Home Record:** 7-0 in 2001.

■ **Losing home records:** 5 seasons: 2014 (2-5); 2013 (1-5); 2012 (2-4), 2011 (3-4) and 2004 (2-4).

#### ROAD GAME RECORD

■ **OVERALL:** 49-59 record in true road games

■ **Road winning road records:**

6 seasons: 2017, '16, '10, '07, '03 & '02

**Road .500 record:** 4 seasons: 2009, '08, '06 & 1998

■ **CONFERENCE ROAD GAMES:** 26-30

**Most Wins in a season:** 4 (2016)

#### CONFERENCE RECORD

After spending the first six seasons of program history as an independent, USF joined Conference USA in 2003 and moved to the BIG EAST in 2005. Realignment morphed the BIG EAST into The American in 2013.

■ **USF is 55-58 in its 16th year as a conference member.**

**AMERICAN:** 25-16 (.609); 6th season;

**BIG EAST:** 22-34 (.392) eight seasons;

**C-USA 8-8 (.500) two seasons.**

■ **AAC East Division:** 14-2 (.866), 4th season

**Losses:** at UCF (2017), at Temple (2016)

■ **Most wins in a season:** 7, 2016.

■ **Conference Openers:** 10-6, 5-1 in The American.

#### NON-CONFERENCE RECORD

**OVERALL:** 45-22 (.671) in regular-season, non-conference games in 16th season as a conference member.

■ **AMERICAN:** 11-10, 6th season.

■ **BIG WINS Since 2007:** at Notre Dame (2011), vs. Miami (2010), at Florida State (2009), at N.C. State (2008), vs. No. 10 Kansas (2008), at Auburn (2007) & vs. North Carolina (2007).

■ **BIG EAST (2005-2012):** 30-9 (.769) in regular-season, non-conference matchups in 8 seasons.

■ **C-USA:** 3-3 (.500) record in two seasons.

## ASSOCIATED PRESS (Week 6)

RK	TEAM	RECORD	PTS	TREND
1	Alabama(58)	5-0	1497	—
2	Georgia	5-0	1405	—
3	Ohio State(1)	5-0	1395	1
4	Clemson(1)	5-0	1278	1
5	LSU	5-0	1233	—
6	Notre Dame	5-0	1216	2
7	Oklahoma	5-0	1193	1
8	Auburn	4-1	1002	2
9	West Virginia	4-0	998	3
10	Washington	4-1	978	1
11	Penn State	4-1	920	2
12	UCF	4-0	759	1
13	Kentucky	5-0	707	4
14	Stanford	4-1	700	7
15	Michigan	4-1	687	1
16	Wisconsin	3-1	642	1
17	Miami	4-1	600	1
18	Oregon	4-1	462	1
19	Texas	4-1	403	1
20	Michigan State	3-1	281	1
21	Colorado	4-0	225	NR
22	Florida	4-1	210	NR
23	NC State	4-0	118	NR
24	Virginia Tech	3-1	89	NR
25	Oklahoma State	4-1	88	NR

Votes: USF received 83 points

## COACHES POLL (Week 6)

RK	TEAM	RECORD	PTS	TREND
1	Alabama(61)	5-0	1597	—
2	Georgia	5-0	1490	1
3	Ohio State(1)	5-0	1467	1
4	Clemson(2)	5-0	1417	2
5	Oklahoma	5-0	1313	—
6	LSU	5-0	1285	—
7	Notre Dame	5-0	1246	1
8	West Virginia	4-0	1055	4
9	Auburn	4-1	1049	1
10	Washington	4-1	1027	1
11	Penn State	4-1	1002	2
12	Wisconsin	3-1	797	1
13	UCF	4-0	763	1
14	Stanford	4-1	753	7
15	Kentucky	5-0	690	2
16	Michigan	4-1	627	1
17	Miami	4-1	587	1
18	Oregon	4-1	453	2
19	Michigan State	3-1	376	1
20	Texas	4-1	342	2
21	Oklahoma State	4-1	255	—
22	Colorado	4-0	170	NR
23	Virginia Tech	3-1	167	1
24	Boise State	3-1	160	1
25	NC State	4-0	121	NR

Votes: USF received 109 points

## VS. RANKED TEAMS

■ **UNDER STRONG:** 0-1

**2017:** 0-1; fell to No. 13/12 UCF (49-42),

■ **OVERALL RECORD:** 11-23 all-time vs. FBS ranked teams since joining the FBS in 2000.

15-28 overall vs. ranked foes, including a 4-5 record vs. I-AA (FCS) teams from 1997-2000.

■ **LAST WIN:** W, 52-45 vs. No. 22 Navy on Oct. 28, 2016 in Raymond James Stadium.

■ **AT HOME:** USF is 7-11 at home vs. FBS ranked teams, last posting a win with a 52-45 win vs. No. 22 Navy, Oct. 28, 2016.

■ **ON THE ROAD:** 4-11 on the road vs. FBS ranked, last posting a win with a 23-20 victory at No. 16/18 Notre Dame on Sept. 3, 2011.

**Wins vs. ranked teams on the road:** W, 24-19 at No. 9 West Virginia (2006); W, 26-23 at No. 17 Auburn (2007); W, 17-7 at No. 18 Florida State (2009); W, 23-20 at No. 16 Notre Dame (2011)

## FUTURE NON-CONFERENCE SCHEDULES

2019		2020		2021		2022		2023		2024		2025	
Aug. 31	WISCONSIN	Sept. 5	at Texas	Sept. 2	at N.C. State	Sept. 3	TEXAS	Sept. 2	at W. Kentucky	Aug. 31	W. KENTUCKY	Aug. 30	at N. Illinois
Sept. 7	at Georgia Tech			Sept. 11		Sept. 17	at Florida	Sept. 9	FLORIDA	Sept. 7	at Texas	Sept. 6	at Florida
Sept. 14		Sept. 19	NEVADA	Sept. 25	at BYU	Sept. 24	at Louisville	Sept. 16	SAN JOSE ST.	Sept. 14	N.C. STATE		
Oct. 12	BYU	Sept. 26	at FAU			Oct. 22	UMASS			Sept. 21	LOUISVILLE		





# HEAD COACH CHARLIE STRONG

**2nd Season at USF (14-2)**

**9th Season Overall (67-39)**

**Central Arkansas, 1982**

## 1 OF 13

Strong is one of 13 African-American FBS head coaches in college football and is one of two such coaches in The American. Joining Strong on the list are Dino Babers (Syracuse), Herm Edwards (Arizona St.), James Franklin (Penn State), Mike Jinks (Bowling Green), Derek Mason (Vanderbilt), Scottie Montgomery (East Carolina), David Shaw (Stanford), Lovie Smith (Illinois), Kevin Sumlin (Arizona), Willie Taggart (Florida State), Frank Wilson (UTSA) and Everett Withers (Texas State).

## STRONG TAKES OVER BULLS

A strong recruiter and one of the best defensive minds in college football, Charlie Strong was named the fourth head coach in USF football program history on Dec. 11, 2016. A two-time Big East Coach of the Year while at Louisville, Strong was also a vital part of two national championships as defensive coordinator at the University of Florida. He also had head coaching stints at the University of Texas (2014-16) and the University of Louisville (2010-13). Strong's appointment at USF returned him to the state of Florida, where he has spent 17 of his 36 seasons as a collegiate coach.

## STRONG AT A GLANCE

### CAREER

- ▶ Three 10-plus win seasons and six bowl games in eight seasons as a head coach.
- ▶ Led Louisville to four straight bowl games and Big East Championships in 2011 & 2012.
- ▶ Went 37-15 in four seasons leading Louisville.
- ▶ Two-time Big East Coach of the Year (2010 & 2012).
- ▶ Led Louisville to a 33-23 victory over No. 4 Florida in the 2013 Sugar Bowl.
- ▶ Two Louisville teams finished in top 15 of final rankings.
- ▶ Posted two top 10 ranked recruiting classes at Texas.
- ▶ Defensive coordinator on two national championship teams at Florida (2006 & 2008) under Urban Meyer.
- ▶ Since 1995, has coached 15 first round NFL Draft picks and 38 players taken in the first four rounds.
- ▶ At Florida, coached a National Defensive Player of the Year, a Jack Tatum Award winner, two SEC Defensive Freshmen of the Year, two Thorpe Award finalists, two Nagurski Trophy finalists and the 2008 Chevrolet Defensive Player of the Year.
- ▶ His 2006 Florida defense set a BCS record for fewest yards allowed in the national title game, holding Ohio State to only 82 total yards.
- ▶ Defensive coordinator in the SEC for 11 seasons.
- ▶ Served on coaching staffs under Lou Holtz at Notre Dame and South Carolina.

### PERSONAL

- ▶ Rises before 5 a.m. and to workout six days a week.
- ▶ Wanted to be a college professor growing up.
- ▶ His mother, Delois Ramey, was a sharecropper's daughter with eight children.
- ▶ He was raised with 12 other children in a four-bedroom house in Batesville, Ark.
- ▶ He didn't have his own bed all to himself until he arrived at Central Arkansas.
- ▶ He walked on at Central Arkansas (NAIA program) and earned a scholarship in his second year.
- ▶ Became a two-time first-team All-Arkansas Intercollegiate Conference selection.

## STRONG RECORD AS HEAD COACH

SEASON	W	L	PCT.	NOTES
2010 (LOUIS)	7	6	.538	Beef O'Brady's Bowl (W)
2011 (LOUIS)	7	6	.538	Belk Bowl (L)
2012 (LOUIS)	11	2	.846	Sugar Bowl (W)
2013 (LOUIS)	12	1	.923	Russell Athletic Bowl (W)
2014 (TEX)	6	7	.461	Texas Bowl (L)
2015 (TEX)	5	7	.416	top 10 recruit class
2016 (TEX)	5	7	.416	top 10 recruit class
2017 (USF)	10	2	.833	Birmingham Bowl (W)
2018 (USF)	4	0		
<b>TOTALS</b>	<b>67</b>	<b>39</b>	<b>.632</b>	<b>7 Bowl games (4-3)</b>

*"There's no reason why we don't go out and compete for championships year-in and year-out. It's a special place that is totally committed to winning on the field, as well as off the field."*

**- Charlie Strong, at introduction as USF's fourth head coach**

## STRONG FILE

### EDUCATION

- B.S. in education, Central Arkansas (1982)

### FOOTBALL COACHING EXPERIENCE

- 2017-present: Head Coach, USF
- 2014-16: Head Coach, Texas
- 2010-13: Head Coach, Louisville
- 2008-09: Assoc. Head Coach/Def. Coord., Florida
- 2005-07: Asst. Head Coach/Def. Coord., Florida
- 2004: Interim Head Coach/Def. Coord., Florida
- 2003: Def. Coordinator/Def. Ends, Florida
- 1999-2002: Def. Coordinator, South Carolina
- 1995-98: Defensive Line, Notre Dame
- 1994: Assoc. Head Coach/Def. Tackles, Florida
- 1991-93: Defensive Ends, Florida
- 1990: Wide Receivers, Mississippi
- 1988-89: Outside Linebackers, Florida
- 1986-87: Wide Receivers, Southern Illinois
- 1985: Graduate Assistant, Texas A&M
- 1984-85: Graduate Assistant, Florida

### FOOTBALL PLAYING EXPERIENCE

- 1979-81: three-time all-conference safety, Central Arkansas

### PERSONAL

- Born: Aug. 2, 1960 (58)
- Wife, Vicki
- Son: Tory; daughters: Hailee & Hope

# 2018 USF FOOTBALL STAFF



**STERLIN GILBERT**  
**Offensive Coordinator/Quarterbacks**  
**Alma Mater:** Angelo State, '02  
 2nd Season with USF




**JUSTIN BURKE**  
**Tight Ends Coach/Special Teams**  
**Alma Mater:** Louisville, '09  
 2nd Season with USF



**SHAUN KING**  
**Running Backs Coach**  
**Alma Mater:** Tulane, '98  
 3rd Season with USF



**MATT MATTOX**  
**Offensive Line Coach/Run Game**  
**Alma Mater:** Houston, '05  
 2nd Season with USF



**CHARLIE WILLIAMS**  
**Wide Receivers**  
**Alma Mater:** Colorado State, '82  
 2nd Season with USF




**CLIFF SNOW**  
**Director of Football Operations**  
**Alma Mater:** Central Connecticut St., '83  
 2nd Season with USF




**MIKE GIGLIO**  
**Director of Player Personnel**  
**Alma Mater:** Florida, '08  
 2nd Season with USF



**BRIAN JEAN-MARY**  
**Defensive Coordinator/Linebackers**  
**Alma Mater:** Appalachian State, '98  
 2nd Season with USF



**BLUE ADAMS**  
**Defensive Backs Coach**  
**Alma Mater:** Cincinnati, '03  
 2nd Season with USF




**DAMON COGDELL**  
**Defensive Ends Coach**  
**Alma Mater:** West Virginia, '99  
 2nd Season with USF



**SEAN CRONIN**  
**Defensive Tackles Coach**  
**Alma Mater:** Georgetown College, '02  
 2nd Season with USF



**TOMMY RESTIVO**  
**Safeties Coach**  
**Alma Mater:** Georgetown College, '06  
 1st Season with USF



**PAT MOORER**  
**Head Strength & Conditioning Coach**  
**Alma Mater:** Florida, '92  
 2nd Season with USF



**PHIL CANE**  
**Video Coordinator**  
**Alma Mater:** USF, '13  
 11th Season with USF



## USF ATHLETIC COMMUNICATIONS

4202 E. Fowler Ave., ATH 100,  
Tampa, FL 33620  
OFFICE: 813-974-2125 FAX: 813-974-5328

### Associate AD/Communications/

**Football Contact:** Brian Siegrist  
Siegrist@USF.edu

**Cell:** 813-293-3897

### Assistant Communications Director/

**Secondary Football:** Jay D'Abramo  
Jdabramo@USF.edu

**Cell:** 813-210-7333

### Assistant Communications Director/

**Secondary Football:** Lorie Garnett  
Lorigarnett@USF.edu

**Cell:** 209-993-1417

**Website:** [www.GoUSFBulls.com](http://www.GoUSFBulls.com)



# USF MEDIA POLICIES

## WEEKLY PRESS CONFERENCE

USF holds a weekly press conference every Monday at 11:30 a.m. during regular game weeks. Coach Strong will be available in the Hall of Fame Room of the Selmon Athletics Center.

## CREDENTIAL REQUESTS

The online application process for football credentials can be found at [www.sportssystems.com/usf](http://www.sportssystems.com/usf). If you are requesting multiple credentials for a group, a form must be submitted for each person. A USF staff member will then send you a confirmation e-mail. Individual game credential requests must be made by noon on Wednesday of each game week. These credentials will be available for pickup at USF, starting Thursday at noon.

## INTERVIEW POLICIES

Under no circumstances should media members contact USF coaches or student-athletes without prior consent and approval from Associate Director of Athletics Brian Siegrist or Assistant Communications Director Jay D'Abramo. The same policy applies to the family members of student-athletes. To request interviews outside of regularly-scheduled availabilities, please contact the USF Communications department at least 24 hours in advance.

## PLAYER INTERVIEWS

Players will be available three times per week during a normal game week. Those availabilities will occur after practices on Tuesday, Wednesday and Thursday and during requested one-on-one periods on Thursday. To request a specific player for sit-down feature interviews, please contact the USF Communications department at least 24 hours in advance.

## STAFF INTERVIEWS

Coach Strong will be available two times per week during normal game weeks. Strong is available Monday during the AAC Conference Call (12:10 p.m.), Tuesday during his weekly press conference (noon). USF Offensive and defensive coordinators will be available after practice on Wednesdays.

## POSTGAME POLICY

The USF locker room is closed at all times. Coach Strong will address the media following his post-game with the team. USF will take interview requests for players at the beginning of the fourth quarter. On the road, USF will conduct interviews at the designated location by the host institution.

## AMERICAN ATHLETIC CONFERENCE TELECONFERENCE

The American Athletic Conference football coaches will hold a weekly teleconference for the media taking place each Monday during the season. Each coach will be available for approximately 10 minutes.

**Media members who wish to access the teleconference may dial 800-263-0877. The confirmation code is 4342705.**

11:00 a.m.	Ken Niumatalolo, Navy	Noon	Luke Fickell, Cincinnati
11:10 a.m.	Sonny Dykes, SMU	<b>12:10 p.m.</b>	<b>Charlie Strong, USF</b>
11:20 a.m.	Randy Edsall, UConn	12:20 p.m.	Geoff Collins, Temple
11:30 a.m.	Scottie Montgomery, East Carolina	12:30 p.m.	Mike Norvell, Memphis
11:40 a.m.	Philip Montgomery, Tulsa	12:40 p.m.	Josh Heupel, UCF
11:50 a.m.	Major Applewhite, Houston	12:50 p.m.	Willie Fritz, Tulane

## COLLEGE PRESS BOX.COM

CollegePressBox.com is a great resource for media covering the Bulls and the AAC. Not only does it have media guides from the entire conference, but it also houses logos, head shots, action shots and much more. For access to the site, email Ted Gangi at [webmaster@collegepressbox.com](mailto:webmaster@collegepressbox.com).

## ▼ WEEKLY USF FOOTBALL MEDIA SCHEDULE ▼

MON	TUES	WED	THURS	FRI	SAT	SUN
<b>News Conference</b> 11:30 AM: Strong <b>AAC</b> <b>Teleconference:</b> Strong (12:10 pm)	<b>Practice:</b> 6:00 AM No Access <b>4:00 PM Avail:</b> Selected Players	<b>Practice:</b> 6:00 AM No Access <b>4:00 PM Avail:</b> Selected Players Off Coord. Def. Coord. Selected Players	<b>Practice:</b> 2:30-4:30 PM No Access <b>Radio Show:</b> 6-7 PM (820 AM) World of Beer	No Availability	<b>GAME DAY</b>  Post game availability	No Availability

## BULLS IN THE NFL

USF has 10 former Bulls on active NFL rosters (Sept. 3)

### Player (Pos.) Team (Yrs with Team)

Bruce Hector (DL)	Eagles (2018)
Aaron Lynch (DL)	Bears (2018)
Marlon Mack (RB)	Colts (2017-18)
Terrell McClain (DT)	Falcons (2018)
Deatrick Nichols (DB)	Cardinals (2018)
Jason Pierre-Paul (DE)	Buccaneers (2018)
Austin Reiter (OL)	Chiefs (2018)
Deadrin Senat (DL)	Falcons (2018)
Marquez Valdes-Scantling (WR)	Packers (2018)
Kayvon Webster (DB)	Texans (2018)



## USF STUDENTS BRING THE NOISE TO RAY JAY

- USF boasts one of the largest student sections in the country with 12,501 seats allocated to students and the ability to place as many as 16,000+ in the stadium.
- USF students occupy the north endzone at Raymond James Stadium just below the Buccaneers pirate ship.
- **The Beef Studs** are the most passionate student supporters who regularly occupy the first row and paint their bodies green and gold while donning bull horns.

## USF FOOTBALL RADIO SHOW

The USF Football Radio Show airs live at World of Beer on East Fowler Ave. (near the USF campus). Bulls Head Coach Charlie Strong will meet fans at the weekly show which broadcasts live from World of Beer throughout the season. Hosted by the Voice of the Bulls Jim Louk and analyst Sam Barrington, The USF Football Radio Show airs from 6-7 p.m. on the USF Radio Network (820 AM locally) and can be streamed live via the iHeart Radio Bulls Unlimited channel. The show will air ten times on Thursday nights and twice on Wednesday nights, when the Bulls play on Friday night (at Tulsa, vs. UCF).



## PLAYERS TO WATCH: SPECIAL TEAMS

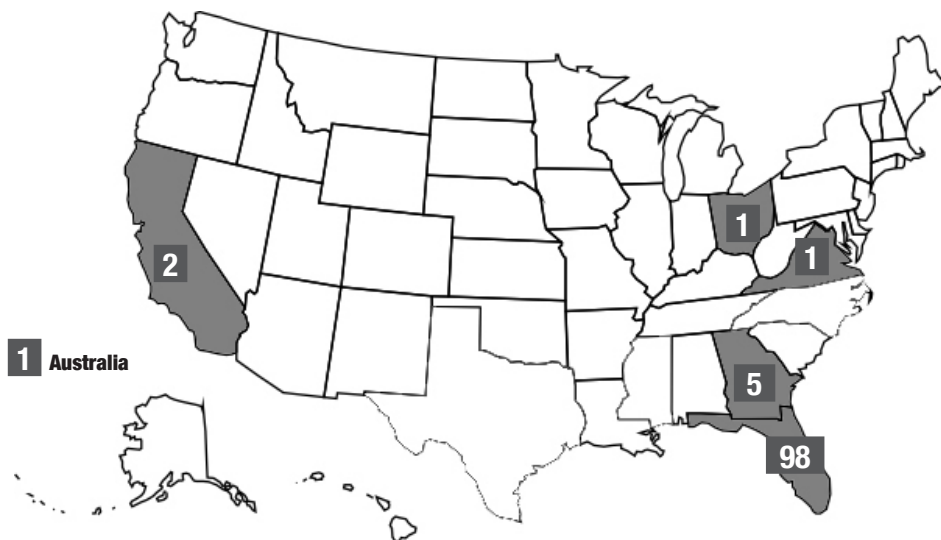
**P**  
**39**



### TRENT SCHNEIDER • 6-0 • 197 • S0

- Tied a USF record with a 72 yard punt in win vs. ECU (9.22)
- Punted 9 times for a 49.2 yard average vs. ECU, tied for the third-best performance in USF history. Had punts of 72, 67 and 51 yards
- 43.1 ypp average, 5 inside the 20, 5 Fair caught, 3 of 50+ yards
- Also handles kickoffs: 56.4 average, 3 touchbacks
- A 28-year-old native of Sydney, Australia, joined the team in the spring of 2018.
- Worked for 8 years in construction before returning to school.
- Earned all-state honors at Santa Barbara City College (2016), averaging 38.6

## WHERE THE BULLS ARE FROM



## BULLS BY STATE

**FLORIDA:** 98 (91 % OF TEAM)  
**GEORGIA:** 5  
**CALIFORNIA:** 2  
**OHIO:** 1  
**VIRGINIA:** 1  
**AUSTRALIA:** 1

## FLORIDA BULLS

**BAY AREA:** 36 (33% OF TEAM)  
**MIAMI/FT. LAUDERDALE:** 20  
**JACKSONVILLE/PANHANDLE:** 15  
**ORLANDO/CENTRAL FLORIDA:** 10  
**FT. MYERS/CAPE CORAL:** 6


## BULLS BY ELIGIBILITY

**TRUE FRESHMEN:** 32  
**REDSHIRT FRESHMEN:** 15  
**SOPHOMORES:** 24  
**JUNIORS:** 21  
**SENIORS:** 16


**TRUE & REDSHIRT FRESHMEN:** 47  
**UNDERCLASSMEN:** 71  
**UPPERCLASSMEN:** 37  
**TOTAL ROSTER:** 108



## PLAYERS TO WATCH: DEFENSE

CB  
19**RONNIE HOGGINS • 5-8 • 177 • SR**


- Vocal leader of defense, double-digit tackles in two games (11 vs. Illinois)
- Third on team with 27 tackles; Interception vs. Georgia Tech
- **CAREER:** 159 tackles, 7 INT, 25 passes def., 32 starts (leads team)
- 28 career interceptions in HS, 15 in senior season (4 returned for TDs)

S  
18**JAYMON THOMAS • 6-3 • 193 • SR**

- Double-digit tackles in 2 games; career-best 11 tackles vs. Elon
- Fourth on team with 25 tackles
- Wuerffel Trophy candidate, 3.48 GPA (health sciences), set to graduate in Dec.
- **CAREER:** 131 tackles, 7.5 TFL, 1 INT, 2 FR, 2 FF, 15 starts

S  
24**NICK ROBERTS • 5-11 • 183 • RSFR**


- Career-best 8 tackles and 4th-quarter game ending interception in win vs. ECU
- Seventh on team with 19 tackles
- Made his first career start at Illinois and posted seven tackles
- First Team Florida All-State Class 7A at Oakleaf HS in Jacksonville

CB  
23  
BAY AREA  
NATIVE**MAZZI WILKINS • 6-0 • 181 • SR**


- Sixth on team with 19 tackles, second on team with 4 pass break-ups
- Six tackles and fumble recovery vs. Illinois
- 12 passes defended & 3 INT in 2017 (2nd on team INT & pass defense)
- **CAREER:** 81 tackles, 3 INT, 17 passes defended, 15 starts

WLB  
2**KHALID MCGEE • 5-10 • 199 • SR**


- Career-best 14 tackles vs. Illinois, 11 tackles vs. Elon in first LB start
- Second in the AAC & 24th nationally with (10.5 tpg)
- Started 11 games at Safety in 2016: 51 tackles, 4.0 TFL, 1 INT, 2 FR, 1 FF
- **CAREER:** 148 tackles, 13.0 TFL, 1 INT, 3 FR, 2 FF, 15 starts

MLB  
54**NICO SAWTELLE • 6-2 • 222 • JR**


- Leads the team with 6.0 TFL, second with 29 tackles & 2.0 sacks
- Career-high 13 tackles to go with 2.0 TFL and sack vs. Illinois
- Had five tackles, and INT and a fumble recovery vs. Georgia Tech
- **2017:** 54 tackles, 4.5 TFL, 1.5 sacks, 2 INT, 1 FR, 12 starts

DE  
4  
BAY AREA  
NATIVE**GREG REAVES • 6-2 • 248 • JR**

- 16 tackles, 2.5 TFL on the season
- Led USF with 14.0 TFL & 4th with 4.0 sacks, 7 QBH in 12 starts in 2017
- Former walk-on who earned a scholarship the last week of 2017 fall camp
- Played safety in high school and occasionally drops in coverage at USF

DE  
55  
BAY AREA  
NATIVE**JOSH BLACK • 6-2 • 252 • SR**


- Career-high six tackles, 1 sack and 1.5 TFL vs. GT; 6 tackles vs. ECU
- Has played in 27 career games, including all 12 in 2017, with 2 starts
- 2013 all-state first team and Tampa Bay Times Defensive Player of the Year
- **CAREER:** 46 tackles, 7.0 TFL, 3.5 sacks, 1 Forced Fumble

DE  
94**KIRK LIVINGSTONE • 6-4 • 263 • JR**

- Had career-best 7 tackles vs. Illinois & Elon
- Tied 3rd on the team lead with 3.5 TFL, 5th on team with 21 tackles
- Posted 30 tackles, 5.5 TFL, and 2.0 sacks in 2016, shoulder injury in 2017
- An Honor Roll & All-Academic team member studying pharmacy.

DT  
90**KEVIN KEGLER • 6-2 • 284 • SO**

- Leads team with 2.5 sacks and second with 4.0 TFL
- Posted 1.0 sacks vs. Georgia Tech and 1.5 at Illinois
- Has a TFL in 3 of 4 games on the year.
- Played in 12 games as a true freshman in 2017, posting 10 tackles

DT  
99**KEVIN BRONSON • 6-4 • 282 • SR**

- Career-best 7 tackles in win vs. ECU
- Played behind NFL DT's Deadrin Senat & Bruce Hector previous three years
- Started 5 career games and played in 35 games
- **CAREER:** 67 tackles, 14.5 TFL, 4.0 sacks, 1 INT, 1 FF

## DEFENSIVE NOTES

## SIGNIFICANT DEFENSIVE RETURNERS

■ Junior defensive end **Greg Reaves** led the Bulls with 14.0 tackles for loss and added 4.0 sacks, 7 quarterback hurries and 51 tackles in 2017, his first year with significant playing time on defense.

■ Three starters in the secondary – **Ronnie Hoggins**, **Jaymon Thomas** and **Mazzi Wilkins** – all of which will be seniors in 2018. Wilkins ranked second on the team with 12 passes defended and three interceptions in 2017. Hoggins ranked fifth with 53 tackles and added two interceptions and 10 passes defended.

■ Junior linebacker **Nico Sawtelle** started all 12 games and ranked fourth on the team with 54 tackles in 2017.

## SIGNIFICANT DEFENSIVE LOSSES

■ All-time USF leading tackler **Auggie Sanchez**, who made 50 straight starts at middle linebacker, led USF in tackles in each of the last three seasons, earning all-conference honors each season (1st team in 2017) and recorded a USF record 388 career tackles.

■ Three of four starters on the defensive line, including all-conference tackles **Deadrin Senat** (1st team) and **Bruce Hector** (2nd team). Senat finished second on the team with 66 tackles while adding 10.5 tackles for loss and 6.0 sacks. Hector led USF for the third straight season with 7.0 sacks and added 13.0 tackles for loss and 38 tackles.

■ All-conference defensive backs **Deatrick Nichols** (a three-time selection) and **Devin Abraham** (2017). Abraham led USF with five interceptions in 2017 and had nine on his career while Nichols led USF with 15 passes defended, ranked third with 56 tackles and added three interceptions in 2017 – finishing with 11 interceptions on his career.

## POSITION MOVEMENT

Several players have shifted positions entering 2018. Senior **Khalid McGee** moved from safety to linebacker. He has 11 starts and 36 games played at safety, but saw action at linebacker in USF's last four games of 2017, including posting 10 tackles at UCF. Senior **Ronnie Hoggins**, who has 28 starts at cornerback (including 11 in 2017), has moved to nickel following a successful similar move made by all-conference defensive back Deatrick Nichols last year. Sophomore **Naytron Culpepper**, who started the final two games of 2017 at cornerback, has moved to safety. Junior **Marlon Gonzalez**, who missed 2017 with an injury, has moved from defensive tackle to offensive guard. Senior **Chris Barr**, who appeared in 13 games as a slot receiver as a true freshman and has 29 catches for 259 yards on his career, moved to cornerback in the spring and played well. Junior **Deangelo Antoine** moved from receiver to safety in fall camp.

## VETERAN SECONDARY

The returners in the USF secondary brought 41 career starts into the 2018 season, led by cornerback **Ronnie Hoggins** whose 28 career starts led all returning Bulls. USF returned three seniors in the secondary that started at least nine games in 2017 and sophomore **Naytron Culpepper** played in 10 games with two starts as a true freshman. Senior **Jaymon Thomas** brought 12 career starts (9 in 2017) and 106 career tackles into his final campaign. Senior **Mazzi Wilkins** posted three interceptions, 32 tackles and 12 passes defended in 2017 while starting 10 games. He had played in 35 games entering 2018. Hoggins posted 53 tackles, two interceptions and 10 passes defended in 2017 and brought 132 tackles and six interceptions into his final season. He will move to the nickel from his cornerback position, mirroring the move made by three-time all-conference defensive back Deatrick Nichols last year.


## PLAYERS TO WATCH: OFFENSE

QB  
11**BLAKE BARNETT • 6-5 • 217 • JR**

- 15th in NCAA in total offense (304.8 ypg), 23rd in passing (274.8 ypg).
- 411 yards passing vs. Illinois, 2nd-most in USF history.
- Graduate transfer, played in 4 games at Arizona St. (2017) & 3 at Alabama (2016)
- A 5-star recruit and MVP of the 2014 Elite 11 Quarterback Competition
- **CAREER Prior to USF:** 14-of-24, 259 yards, 2 TD, 1 INT, 45-yard long

WR  
8**TYRE MCCANTS • 5-11 • 248 • SR**

- Career-best 10 catches & 3rd career 100-yard game (104) vs. G-Tech
- Big, physical, explosive, fast, tremendous blocker; 19.1 ypc in 2017 led team
- USF game record 227 yards on nine catches at UCF (2017)
- **CAREER:** 90 catches for 1,453 yards (6th at USF) & 14 TD (T3rd at USF)

WR  
3**DARNELL SALOMON • 6-3 • 207 • JR**

- 50-yd game-winning TD at Illinois, 66-yd TD vs. ECU, leads team with 4 TD catches
- 5 career TD catches over 30 yards, 3 over 50 (83-yard TD at UCF in 2017)
- 2nd on team with 288 receiving yards, averaging 22.2 yards per catch (12th in FBS)
- 4-star recruit offers: Alabama, Clemson, LSU & Notre Dame, parents from Haiti

WR  
6**RYESHENE BRONSON • 6-3 • 205 • SR**


- Missed 3 games in 2018, missed 2017 season (shoulder injury)
- Played in 35 career games, 10 receptions for 188 yards & 1 TD in 2016
- 113 yds vs. NIU in 2016, 75-yard TD vs. N.C. State in 2014
- **CAREER:** 32 rec, 547 yds, 3 TD, 75-yard long

WR  
84**RANDALL ST. FELIX • 6-2 • 205 • FR**


- Two 100-yard games on year, 6 catches for 120 yards at Illinois
- USF receiving debut record: 7 catches for 143 yards & 1 TD vs. Elon.
- 1st USF reception was 40-yard TD, also has 55 and 52-yard catches.
- A three-star recruit by Rivals out of Miami.

TE  
89  
BAY AREA  
NATIVE**MITCHELL WILCOX • 6-4 • 245 • JR****MACKAY AWARD CANDIDATE • 2016 2ND TEAM ALL-AAC**

- Set USF TE record with 8 catches and career-best 109 yards at Illinois
- **Season:** 14 catches for 182 yards & 1 TD
- A strong blocker who loves contact and springs many big gains
- **CAREER:** 43 catches for 618 yards & 5 TD

RB  
2**JORDAN CRONKRITE • 5-11 • 207 • JR**

- Back-to-back 100-yard games (at Illinois, 136 yards & TD & vs. ECU, 119 yds & TD)
- 80-yard TD run vs. ECU, tied for 4th longest in USF history.
- Redshirted 2017 season after transferring from Florida (a 4-star recruit)
- 2 seasons & 24 games at Florida: 75 carries, 302 yds, 4TD & 26 rec., 209 yds, 2 TD

RB  
22  
BAY AREA  
NATIVE**DURAN BELL JR • 5-10 • 174 • FR.**

- Missed last two games with injury.
- Ran 12 times for 69 yards and a 14-yard TD in debut vs. Georgia Tech
- One of the Bulls' fastest players, will also line-up in the slot and return kicks
- Ran for 1,801 yards and 22 TD at Hillsborough HS (Tampa)

RB  
31**ELIJAH MACK • 6-0 • 214 • SO**

- Missed ECU game with injury
- Size & physical style make him a strong fit with the Bulls' physical run game
- Had a strong spring, showing flashes of a burst and downhill style
- Ran for 1,280 yards and 23 touchdowns in his senior year of high school

G  
78  
BAY AREA  
NATIVE**WILLIAM ATTERBURY • 6-4 • 305 • JR**

- Started last 10 games of 2017 at right guard
- 18 career starts, four starts at right tackle in 2016
- Helped lead the way for 3,169 rushing yards & 30 TD in 2017

T  
55**ERIC MAYES • 6-4 • 295 • SR**

- 16 straight starts, Started all 12 games at left tackle in 2017
- Converted from a defensive lineman to offensive tackle in 2016
- Helped lead the way for 3,169 rushing yards & 30 TD in 2017
- One of the most outgoing and vocal Bulls

T  
77**MARCUS NORMAN • 6-6 • 301 • JR****OUTLAND TROPHY CANDIDATE • 2017 2ND TEAM ALL-AAC**

- 25 straight starts at right tackle.
- Taken on leadership role on offense and transformed body for junior campaign.
- USF back-to-back 3,000-yard rushing seasons/15th in FBS in sacks allowed (1.15)

## OFFENSIVE NOTES

## SIGNIFICANT OFFENSIVE RETURNERS

■ Three of five starters on the offensive line, all of which started at least 10 games in 2017. Right tackle **Marcus Norman** was a second team all-conference selection and has started 21 straight games.

■ Three of the top four receivers from 2017, including senior **Tyre McCants**, who set a USF record with 227 yards at UCF, and junior **Darnell Salomon**, who posted 139 yards at UCF and had TD catches in each of the final three games. Returners accounted for 114 receptions for 1,701 yards and 15 touchdowns in 2017.

■ Junior tight end **Mitchell Wilcox**, a two-year starter and 2016 all-conference selection that has 29 career receptions for 436 yards and 4 TD.

## SIGNIFICANT OFFENSIVE LOSSES

■ Three-year starting quarterback **Quinton Flowers**, owner of 42 school records, including career total offense (11,802), career rushing (3,672) and total TD responsible for (112).

■ The top three rushers from 2017, which all ran for 750 or more yards and combined for 2,817 yards and 29 touchdowns on the ground.

■ Leading receiver **Marquez Valdes-Scantling**, who set a program record with 879 receiving yards on 53 receptions in 2017 with 6 TD.

## BULLS TO UTILIZE BIG AIR CORPS

The Bulls return four of their top six receivers from 2017 and 15 of their 25 TD receptions. Four wideouts in the depth chart check in at 6-2, 205 or larger and 5-11, 240-pound Tyre McCants is one of the most physical receivers in the nation.

■ Senior **Tyre McCants** posted a career best year in 2017, logging 36 receptions for 686 yards to finish second on the team while posting a team-high 7 TD. The 5-11, 248-pounder is one of the strongest receivers in the nation and set a USF record with 227 yards at UCF last year. That game was part of a closing stretch in which he posted 15 receptions for 315 yards and three TD in the final two games of 2017.

■ Junior **Darnell Salomon** closed 2017 by making a TD catch in three straight games and had a career-best five catches for 139 yards and a TD at UCF, which included an 83-yard TD grab. He finished third on the team with 32 catches for 512 yards and five TD.

■ Junior tight end **Mitchell Wilcox** earned all-conference honors in his first season on the field in 2016 and entered 2017 as a Mackey Award candidate. He made 17 catches for 158 yards and two TD in 2017 and returns for 2018 with 17 career starts under his belt.

■ Senior **Ryesheene Bronson** returns after missing 2017 with a shoulder injury. He has 30 receptions for 531 yards and three touchdowns on his career, playing in 34 games.

■ Granted a sixth year of eligibility in the spring, **Stanley Clerveaux** enters 2018 as a junior in his fifth season with the program. He had a strong spring again, showing the potential that has been derailed by two seasons of injuries.

■ Redshirt freshman **Randall St. Felix** had a very strong spring, showing good speed and, at 6-2, 205, a physical presence to go get the ball in traffic.



**ALPHABETICAL**

<b>Name</b>	<b>No.</b>
Deangelo Antoine, WR	13
William Atterbury, OL	78
Tyrone Barber, DL	93
Blake Barnett, QB	11
Chris Barr, DB	1
Octavious Battle, QB	16
Andrew Beardall, LS	48
Duran Bell Jr., RB	22
Josh Black, DE	55
Eugene Bowman, DB	25
Brandon Boyce, DL	93
Dwayne Boyles, LB	11
Kevin Bronson, DL	99
Ryeshene Bronson, WR	6
Juwuan Brown, DE	56
Chris Carter, TE	88
Brad Cecil, OL	74
JaJuan Cherry, DB	13
Stanley Clerveaux	86
Randal Copeland, LB	38
Jordan Cronkite, RB	2
Naytron Culpepper, DB	27
Vincent Davis, DB	14
Yafeo Davis, WR	34
Ian Deneen, LS	49
Deric DuBose, WR	43
DeVontres Dukes, WR	18
Jeffery Farrar, LB	30
Troy Fields, OL	61
Johnny Ford, RB	20
AJ Franco, LB	57
Johnathan Fritz, WR	83
Christion Gainer, OL	50
Samuel Gaston, DB	29
Marlon Gonzalez, OL	65
Darrien Grant, DE	45
Blake Green, DT	60
Tony Grier Jr., LB	44
Mike Hampton, DB	7
Demetris Harris, OL	64
Keyon Helton, DB	26
Justin Hinck, TE	36
Derek Hintz, DE	40
Ronnie Hoggins Jr., DB	19
Jarrett Hopple, OL	76
Terrence Horne, Jr., WR	80
Vincent Jackson, DE	15
Donovan Jennings, OL	73
Keirston Johnson, LB	34
Brett Kean, QB	7
Kevin Kegler, DL	90
Stacy Kirby Jr., DL	51
Trey Laing, DL	58
Mekhi LaPointe, DB	22
Devin Leacock, DL	53
Kirk Livingstone, DE	94
Frederick Lloyd Jr., TE	87
Elijah Mack, RB	31
Jean Marcellus, OL	75

**2018 USF FOOTBALL NUMERICAL ROSTER****108 STUDENT-ATHLETES****BY ELIGIBILITY: SR: 16 JR: 21 SO: 24 RFR: 15 FR: 32**

<b>No.</b>	<b>Name</b>	<b>Pos.</b>	<b>Ht.</b>	<b>Wt.</b>	<b>Class/Elig.</b>	<b>Hometown (Previous Schools)</b>
1	Chris Barr	DB	5-10	169	Sr./Sr.	Jacksonville, Fla. (Trinity Christian Acad.)
2	Jordan Cronkite	RB	5-11	207	Sr./Jr.	Miami, Fla. (Westminster Central HS/Florida)
2	Khalid McGee	LB	5-10	213	Sr./Sr.	Miami, Fla. (Miami Northwestern HS)
3	Darnell Salomon	WR	6-3	207	Jr./Jr.	Miami, Fla. (Miami Central)
4	Greg Reaves	DE	6-2	248	Sr./Jr.	Bradenton, Fla. (Manatee HS/Air Force Prep Acad.)
6	Ryeshene Bronson	WR	6-3	205	Sr./Sr.	Fort Myers, Fla. (Dunbar HS)
7	Mike Hampton	CB	6-1	168	Jr./So.	Tampa, Fla. (Hillsborough HS)
7	Brett Kean	QB	6-1	221	Sr./Jr.	Lakewood, Ohio (St. Edward HS)
8	Tyre McCants	WR	5-11	240	Gr./Sr.	Niceville, Fla. (Niceville HS)
10	Chris Oladokun	QB	6-2	197	Jr./So.	Tampa, Fla. (Sickles HS)
11	Blake Barnett	QB	6-5	217	Gr./Jr.	Corona, Calif. (Santiago HS/Arizona St./Alabama)
11	Dwayne Boyles Jr.	LB	6-3	210	Fr./Fr.	Miami, Fla. (Miami Central HS)
12	Jordan McCloud	QB	6-0	188	Fr./Fr.	Tampa, Fla. (Plant HS)
12	Andre Polk Jr.	LB	6-4	227	Jr./So.	Fort Myers, Fla. (South Fort Myers HS)
13	Deangelo Antoine	WR	5-10	188	Sr./Jr.	Orlando, Fla. (Oak Ridge HS)
13	JaJuan Cherry	DB	5-9	182	Fr./Fr.	Okeechobee, Fla. (Okeechobee HS)
13	Eddie McDoom	WR	6-0	180	Jr./Jr.	Winter Garden, Fla. (West Orange HS/Michigan)
14	Vincent Davis	DB	5-11	178	Fr./Fr.	Jacksonville, Fla. (Robert E. Lee HS)
15	Vincent Jackson	LB	6-3	250	Gr./Sr.	Tampa, Fla. (Jesuit HS)
15	Jernard Phillips	WR	5-10	167	So./So.	Miami, Fla. (Miami Central HS)
16	Octavious Battle	QB	6-2	207	Fr./Fr.	Atlanta, Ga. (Carver HS)
17	Kyle Trina	WR	5-10	199	So./RFR.	Tampa, Fla. (Plant HS)
18	DeVontres Dukes	WR	6-4	210	Jr./So.	Tampa, Fla. (Wharton HS)
18	Jaymon Thomas	S	6-3	193	Sr./Sr.	Immokalee, Fla. (Immokalee HS)
19	Ronnie Hoggins Jr.	DB	5-8	177	Sr./Sr.	Coconut Creek, Fla. (Monarch HS)
20	Johnny Ford	RB	5-5	168	Fr./Fr.	Miami, Fla. (Miami HS)
20	Bentlee Sanders	DB	5-9	175	So./RFR.	Tampa, Fla. (Tampa Catholic HS)
21	Dave Small	RB	5-9	207	So./RFR.	Lauderhill, Fla. (Cardinal Gibbons HS)
22	Duran Bell Jr.	RB	5-10	174	Fr./RFR.	Tampa, Fla. (Hillsborough HS)
22	Mekhi LaPointe	DB	6-2	190	So./RFR.	Seffner, Fla. (Armwood HS)
23	Mazzi Wilkins	CB	6-0	181	Sr./Sr.	Tampa, Fla. (Plant HS)
24	Nick Roberts	DB	5-11	183	So./RFR.	Jacksonville, Fla. (Oakleaf HS)
24	Coby Weiss	K	5-9	160	So./So.	Gainesville, Fla. (Buchholz HS/Tennessee State)
25	Eugene Bowman	DB	6-0	169	Fr./Fr.	Jacksonville, Fla. (Robert E. Lee HS)
25	LaDarion McBride	WR	5-7	168	Sr./Sr.	Oakland Park, Fla. (Dillard HS/Broward College)
26	Keyon Helton	DB	6-0	190	Fr./Fr.	Pensacola, Fla. (West Florida HS)
27	Naytron Culpepper	DB	6-1	186	So./So.	Miami, Fla. (Carol City HS)
27	Bryce Miller	WR	5-10	180	So./So.	St. Petersburg, Fla. (East Lake HS/Southeastern Univ.)
28	Brock Nichols	DB	6-0	200	So./So.	Naples, Fla. (Barron Collier HS/Delaware State)
28	Trevon Sands	RB	5-11	211	Jr./Jr.	Miami, Fla. (Southwest Miami HS)
29	Samuel Gaston	DB	6-1	170	Fr./Fr.	Tampa, Fla. (Alonso HS)
29	Brian Norris Jr.	RB	6-2	228	Fr./Fr.	Chiefland, Fla. (Chiefland HS)
30	Jeffery Farrar	LB	5-11	218	Sr./Sr.	Pasadena, Calif. (Upland HS/Washington State/Mount SAC JC)
31	Elijah Mack	RB	6-0	214	Jr./So.	Punta Gorda, Fla. (Charlotte HS)
32	Donelle Thomas	DB	5-11	193	So./So.	Miami, Fla. (Carol City HS)
33	Odunayo Seriki Jr.	WR	5-10	170	Jr./So.	Apopka, Fla. (Apopka HS)
34	Yafeo Davis	WR	5-11	205	Fr./Fr.	Tampa, Fla. (Alonso HS)
34	Keirston Johnson	LB	6-0	212	So./So.	Jacksonville, Fla. (Robert E. Lee HS)
35	Jabreel Stephens	DE	6-5	241	So./RFR.	Seffner, Fla. (Armwood HS)
36	Justin Hinck	TE	6-2	231	Fr./Fr.	Englewood, Fla. (Lemon Bay HS)
36	Davion Sutton	RB	6-0	216	Sr./Sr.	Tampa, Fla. (Fivay HS/Arkansas Baptist CC/Pasco-Hernando SC)
37	Jake Stone	K	6-1	170	Sr./Jr.	Apopka, Fla. (Orangewood Christian HS)
38	Randal Copeland	LB	6-0	207	Fr./Fr.	Havana, Fla. (Gadsden County HS)
39	Trent Schneider	P	6-0	197	Jr./So.	Sydney, Australia (Carlingford HS/Santa Barbara City Coll.)
39	Trent Shaw	LB	6-2	226	Sr./Jr.	Lutz, Fla. (Steinbrenner HS)
40	Derek Hintze	DE	6-5	222	Jr./So.	Bradenton, Fla. (Braden River HS)
40	Riley Sheehan	TE	6-3	233	Sr./Jr.	Sarasota, Fla. (Riverview HS)
42	Jake Vivonetto	K	5-8	190	Sr./Sr.	Naples, Fla. (Gulf Coast HS/John Carroll Univ.)
43	Deric DuBose	WR	6-0	191	Fr./Fr.	Sarasota, Fla. (Sarasota HS)

## 2018 USF FOOTBALL NUMERICAL ROSTER

No.	Name	Pos.	Ht.	Wt.	Class/Elig.	Hometown (Previous Schools)
44	Antonio Grier Jr.	LB	6-1	210	Fr./Fr.	Atlanta, Ga. (Mays HS)
45	Darrien Grant	DE	6-4	244	So./RFR.	Bradenton, Fla. (Southeast HS)
48	Andrew Beardall	LS	5-8	206	Fr./Fr.	Merritt Island, Fla. (Merritt Island HS)
49	Ian Deneen	LS	5-10	225	Fr./Fr.	Winter Garden, Fla. (West Orange HS)
50	Christion Gainer	OL	6-6	311	Jr./So.	Panama City, Fla. (Bay Senior HS)
51	Stacy Kirby Jr.	DE	6-3	255	Fr./Fr.	Orlando, Fla. (Jones HS)
52	Michael Wiggs	OL	6-3	298	Jr./So.	Lakeland, Fla. (Lake Gibson HS)
53	Devin Leacock	DT	6-3	270	Fr./Fr.	Port Charlotte, Fla. (Port Charlotte HS)
54	Nico Sawtelle	LB	6-2	222	Sr./Jr.	Jensen Beach, Fla. (Jensen Beach HS)
55	Josh Black	DE	6-2	252	Sr./Sr.	Tampa, Fla. (Sickles HS)
55	Eric Mayes	OL	6-4	295	Gr./Sr.	Sarasota, Fla. (Booker HS/Milford Acad.)
56	Juwuan Brown	DE	6-2	261	Gr./Sr.	Tampa, Fla. (Jefferson HS)
57	AJ Franco	LB	6-0	227	So./RFR.	Sarasota, Fla. (Riverview HS)
58	Trey Laing	DE	6-2	210	Fr./Fr.	Tallahassee, Fla. (Godby HS)
59	Andrew Mims	LB	6-1	229	So./RFR.	St. Johns, Fla. (Bartram Trail HS)
60	Blake Green	DT	6-1	267	Jr./So.	Bradenton, Fla. (Bradenton Southeast HS/NW Missouri St.)
61	Troy Fields	OL	6-4	250	So./So.	Miramar, Fla. (Miramar HS/Virginia Union)
64	Demetris Harris	OL	6-3	318	So./RFR.	Jacksonville, Fla. (Robert E. Lee HS)
65	Marlon Gonzalez	OL	6-4	292	Sr./Jr.	Cape Coral, Fla. (North Ft. Myers HS)
66	Matt Nelson	OL	6-2	278	Jr./So.	Ocala, Fla. (Trinity Catholic HS)
67	Hal Roberson	OL	6-1	305	Sr./Jr.	Sarasota, Fla. (Riverview HS)
70	Sebastian Sainterling	OL	6-2	356	Fr./Fr.	Hollywood, Fla. (Chaminade-Madonna HS)
71	Jeremiah Stafford	OL	6-4	320	So./RFR.	Citra, Fla. (North Marion HS)
72	Ethan Watson	OL	6-6	296	Fr./Fr.	Pensacola, Fla. (Catholic HS)
73	Donovan Jennings	OL	6-5	322	Fr./Fr.	Tampa, Fla. (Gaither HS)
74	Brad Cecil	OL	6-4	290	Fr./Fr.	Jacksonville, Fla. (Bartram Trail HS)
75	Jean Marcellus	OL	6-4	321	So./RFR.	Tampa, Fla. (Jefferson HS)
76	Jarrett Hopple	OL	6-7	305	Jr./So.	Suffolk, Va. (Nansemond River HS/Virginia Tech)
77	Marcus Norman	OL	6-6	301	Sr./Jr.	Sebastian, Fla. (Sebastian River HS)
78	William Atterbury	OL	6-4	305	Sr./Jr.	Clearwater, Fla. (Clearwater Central Catholic HS)
79	John Waller	OL	6-4	342	Fr./Fr.	St. Petersburg, Fla. (Admiral Farragut Acad.)
80	Terrence Horne Jr.	WR	5-7	176	Fr./Fr.	Miramar, Fla. (Miramar HS)
82	Zion Roland	WR	5-11	196	Fr./Fr.	St. Petersburg, Fla. (Admiral Farragut HS)
83	Johnathan Fritz	WR	6-2	198	Fr./Fr.	St. Cloud, Fla. (St. Cloud HS)
84	Randall St. Felix	WR	6-2	205	So./RFR.	Miami, Fla. (Dr. Michael M. Krop HS)
85	Jacob Mathis	TE	6-4	246	Jr./So.	Tampa, Fla. (Berkley Prep/Ole Miss)
86	Stanley Clerveaux	WR	6-3	224	Gr./Jr.	North Miami, Fla. (North Miami HS)
87	Frederick Lloyd Jr.	TE	6-5	235	So./RFR.	Tifton, Ga. (Tift County HS)
88	Chris Carter	TE	6-4	251	Fr./Fr.	Homestead, Fla. (South Dade HS)
89	Mitchell Wilcox	TE	6-5	245	Sr./Jr.	Tarpon Springs, Fla. (Tarpon Springs HS)
90	Kevin Kegler	DT	6-2	284	So./So.	Madison, Fla. (Madison County HS)
91	Rashawn Yates	DE	6-3	266	Fr./Fr.	Port St. Lucie, Fla. (Treasure Coast HS)
92	Marques Price	DE	6-6	257	Sr./Jr.	Fort Valley, Ga. (Peach County HS/Duke)
93	Tyrone Barber	DT	6-3	260	Fr./Fr.	Venice, Fla. (Venice HS)
94	Kirk Livingstone	DE	6-4	263	Sr./Jr.	Fort Lauderdale, Fla. (Stranahan HS)
95	Brandon Boyce	DT	6-0	257	Sr./Jr.	Fort Lauderdale, Fla. (St. Thomas Aquinas HS/Duke)
96	Kelvin Pinkney	DT	6-3	288	So./So.	Sarasota, Fla. (Booker HS)
97	Armon Williams	DT	6-3	285	Fr./Fr.	Snellville, Ga. (South Gwinnett HS)
99	Kevin Bronson	DT	6-4	282	Sr./Sr.	Delray Beach, Fla. (Village Academy HS)

## ALPHABETICAL

Name	No.
Jacob Mathis, TE	85
Eric Mayes, OL	55
LaDarion McBride, WR	25
Tyre McCants, WR	8
Jordan McCloud, QB	12
Eddie McDoom, WR	13
Khalid McGee, LB	2
Bryce Miller, WR	27
Andrew Mims, LB	59
Matt Nelson, OL	66
Brock Nichols, DB	28
Marcus Norman, OL	77
Brian Norris, RB	29
Chris Oladokun, QB	10
Jernard Phillips, WR	15
Kelvin Pinkney, DL	96
Andre Polk Jr., LB	12
Marques Price, DL	92
Greg Reaves, DE	4
Hal Roberson, OL	67
Nick Roberts, DB	24
Zion Roland, WR	82
Sebastian Sainterling, OL	70
Darnell Salomon, WR	3
Bentlee Sanders, DB	20
Trevon Sands, RB	28
Nico Sawtelle, LB	54
Trent Schneider, P	39
Odunayo Seriki Jr., WR	33
Trent Shaw, LB	39
Riley Sheehan, TE	40
Dave Small, RB	21
Randall St. Felix, WR	84
Jeremiah Stafford, OL	71
Jabreel Stephens, DE	35
Jake Stone, PK	37
Davion Sutton, RB	36
Donelle Thomas, DB	32
Jaymon Thomas, DB	18
Kyle Trina, WR	17
Jake Vivonetto, PK	42
John Waller, OL	79
Ethan Watson, OL	72
Coby Weiss, PK	24
Michael Wiggs, OL	52
Mitchell Wilcox, TE	89
Mazzi Wilkins, DB	23
Armon Williams, DL	97
Rashawn Yates, DL	91



# 2018 USF FOOTBALL DEPTH CHART

## USF OFFENSE

POS	#	Name	Ht.	Wt.	Cl.
WR	3	Darnell Salomon	6-3	215	Jr.
	86	Stanley Clerveaux	6-3	224	Jr.
TE	89	Mitchell Wilcox (BA)	6-4	245	Jr.
	87	Frederick Lloyd, Jr.	6-5	235	RFr.
	85	Jacob Mathis (BA)	6-4	246	So.
RT	77	Marcus Norman	6-6	301	Jr.
	72	Ethan Watson	6-6	296	Fr.
RG	78	William Atterbury (BA)	6-4	306	Jr.
	70	Sebastian Sainterling	6-2	356	Fr.
C	52	Michael Wiggs (BA)	6-3	298	So.
	74	Brad Cecil	6-4	290	Fr.
LG	67	Hal Roberson (BA)	6-1	316	So.
	64	Demetris Harris	6-3	318	RFr.
LT	55	Eric Mayes (BA)	6-4	295	Sr.
	73	Donovan Jennings (BA)	6-5	322	Fr.
QB	11	Blake Barnett	6-5	217	Jr.
	7	Brett Kean	6-1	221	Jr.
OR	10	Chris Oladokun (BA)	6-2	197	So.
HB	2	Jordan Cronkrite	5-11	207	Jr.
	28	Trevon Sands	5-11	211	Jr.
	31	Elijah Mack	6-0	214	So.
	22	Duran Bell, Jr. (BA)	5-10	174	RFr.
SLOT	8	Tyre McCants	5-11	240	Sr.
	6	Ryeshene Bronson	6-3	205	Sr.
	15	Jernard Phillips	5-10	167	So.
WR	84	Randall St. Felix	6-2	205	RFr.
	18	DeVontres Dukes (BA)	6-4	201	So.

## USF SPECIALISTS

POS	#	Name	Ht.	Wt.	Cl.
P	39	Trent Schneider	6-0	197	So.
	37	Jake Stone	6-1	170	Jr.
PK	24	Coby Weiss	5-9	160	So.
	42	Jake Vivonetto	5-8	190	Sr.
H	39	Trent Schneider	6-0	197	So.
	17	Kyle Trina (BA)	5-10	199	RFr.
LS	49	Ian Deneen	5-10	225	Fr.
	48	Andrew Beardall	5-8	206	Fr.
KO	37	Jake Stone	6-1	170	Jr.
OR	39	Trent Schneider	6-0	197	So.
KR	13	Deangelo Antoine	5-10	188	Jr.
	20	Bentlee Sanders	5-9	175	RFr.
	8	Tyre McCants	5-11	240	Sr.
PR	8	Tyre McCants	5-11	240	Sr.
	13	Deangelo Antoine	5-10	188	Jr.

## USF DEFENSE

POS	#	Name	Ht.	Wt.	Cl.
DE	4	Greg Reaves (BA)	6-2	248	Jr.
	55	Josh Black (BA)	6-2	252	Sr.
DT	90	Kevin Kegler	6-2	284	So.
	93	Tyrone Barber	6-3	260	Fr.
DT	96	Kelvin Pinkney (BA)	6-3	288	So.
	99	Kevin Bronson	6-4	282	Sr.
	91	Rashawn Yates	6-3	266	Fr.
DE	94	Kirk Livingstone	6-4	263	Jr.
	15	Vincent Jackson (BA)	6-3	250	Sr.
	56	Juwuan Brown (BA)	6-2	261	Sr.
MLB	54	Nico Sawtelle	6-2	226	Jr.
	34	Keirston Johnson	6-0	212	So.
	44	Antonio Grier, Jr.	6-1	210	Fr.
WLB	2	Khalid McGee	5-10	213	Sr.
	11	Dwayne Boyles, Jr.	6-3	210	Fr.
	30	Jeffery Farrar	5-11	218	Sr.
CB	7	Mike Hampton (BA)	6-1	168	So.
	1	Chris Barr	5-10	169	Sr.
NICKEL	19	Ronnie Hoggins, Jr.	5-8	177	Sr.
	14	Vincent Davis	5-11	178	Fr.
SS	24	Nick Roberts	5-11	183	RFr.
	22	Mekhi LaPointe (BA)	6-2	190	RFr.
	26	Keyon Helton	6-0	190	Fr.
FS	18	Jaymon Thomas	6-3	195	Sr.
	20	Bentlee Sanders (BA)	5-9	175	RFr.
CB	23	Mazzi Wilkins (BA)	6-0	181	Sr.
	25	Eugene Bowman	6-0	169	Fr.

(BA) = NATIVE OF SEVEN-COUNTY TAMPA BAY AREA

## PRONUNCIATION CHART

6	RYESHENE Bronson	rye-SHEEN
86	Stanley CLERVEAUX	CLAIR-voe
2	Jordan CRONKRITE	cron-KRITE
18	DeVONTRES Dukes	duh-VON-treys
26	KEYON Helton	KEY-on
22	MEKHI LaPointe	MA-Kie
94	Kirk LIVINGSTONE	living-STONE
75	JEAN Marcellus	GENE
8	TYRE McCants	TIE-ree
2	KHALID McGee	KAW-lid
10	Chris OLADOKUN	Oh-LAH-Doe-KUN
28	TREVON Sands	TREY-von
54	NICO SAWTELLE	KNEE-coe SAW-tell
17	Kyle TRINA	TREE-na
42	Jake VIVONETTO	viv-OH-net-OH
23	MAZZI Wilkins	MAZZ-eeee (like Jazzy)

## CAREER STARTS CHART

	2018	2017	2016	2015	CAREER
Ronnie Hoggins (CB)	4	11	7	10	32
Marcus Norman (OL)	4	12	9	-	25
Tyre McCants (WR)	4	10	9	-	23
Mitchell Wilcox (TE)	4	8	9	-	21
Ryeshene Bronson (WR)	-	5	11	-	18
William Atterbury (OL)	4	10	4	-	18
Kirk Livingstone (DE)	3	-	13	-	16
Greg Reaves (DE)	4	12	-	-	16
Nico Sawtelle (LB)	4	12	-	-	16
Khalid McGee (LB)	4	-	11	-	15
Jaymon Thomas (S)	3	9	3	-	15
Mazzi Wilkins (DB)	4	10	-	1	15
Chris Barr (DB)	-	1	-	12	13
Eric Mayes (OL)	1	12	-	-	13
Darnell Salomon (WR)	1	10	-	-	11
Kevin Bronson (DT)	1	-	1	3	5
Stanley Clerveaux (WR)	3	1	-	-	4
Vincent Jackson (DE)	1	-	4	-	5
Blake Barnett (QB)	4	-	-	-	4
Mike Hampton (CB)	3	1	-	-	4
Kevin Kegler (DT)	4	-	-	-	4
Randall St. Felix (WR)	4	-	-	-	4
Michael Wiggs (OL)	4	-	-	-	4
Jordan Cronkrite (RB)	3	-	-	-	3
Hal Roberson (OL)	2	-	-	-	2
Demetris Harris (OL)	2	-	-	-	2
Deangelo Antoine (CB)	-	2	-	-	2
Naytron Culpepper (CB)	-	2	-	-	2
Nick Roberts (S)	2	-	-	-	2
Trevon Sands (RB)	1	1	-	-	2
Kelvin Pinkney (DT)	1	-	-	-	1
Tyrone Barber (DT)	1	-	-	-	1
Juwuan Brown (DE)	1	-	-	-	1
Vincent Davis (CB)	1	-	-	-	1
Mekhi LaPointe (SS)	1	-	-	-	1
Bentlee Sanders (SS)	1	-	-	-	1
Rashawn Yates (DT)	1	-	-	-	1

Six players made their first career starts in the 2018 season opener: S Bentlee Sanders and DT Kevin Kegler on defense; WR Stanley Clerveaux, WR Randall St. Felix, C Michael Wiggs, LG Demetris Harris on offense.

## 2018 GAME-BY-GAME LEADERS

GAME	RUSHING	PASSING (C-A-YD-INT-TD)	CATCHES	REC YARDS	TACKLES
ELON	Ford (8-43-0)	Barnett (24-34-305-0-3)	St. Felix (7)	St. Felix (143)	Thomas/McGee (11)
GEORGIA TECH	Barnett (15-86-2)	Barnett (21-31-207-1-2)	McCants (10)	McCants (104)	Hoggins (10)
at Illinois	Cronkrite (22-136-1)	Barnett (23-40-411-2-2)	Wilcox (8)	St. Felix (120)	McGee (14)
ECU	Cronkrite (15-129-1)	Barnett (12-20-181-0-1)	Cronkrite, McCants (3)	Salomon (79)	Thomas (10)

## 2018 FIELD GOALS

Field Goals	fg	pct.	01-19	20-29	30-39	40-49	50-99	lg	blk
Jake Vivonetto	2-2	1.000			1-1	1-1		41	
Coby Weiss	1-3	33.3		1-1		0-2		26	

FG Sequence	USF	Opponents
ELON	33, 41	—
GEORGIA TECH	—	35
at Illinois	(26)	26, 46, 53, 41
ECU	—	28, 24
(miss)		

## 2018 USF GAME-BY-GAME STARTERS

### OFFENSE

GAME	LT	LG	C	RG	RT	TE	QB	HB	Slot	WR	WR
ELON	Mayes	Harris	Wiggs	Atterbury	Norman	Wilcox	Barnett	Sands	McCants	Clerveaux	St. Felix
GEORGIA TECH	Mayes	Harris	Wiggs	Atterbury	Norman	Wilcox	Barnett	Cronkrite	McCants	Clerveaux	St. Felix
at Illinois	Mayes	Roberson	Wiggs	Atterbury	Norman	Wilcox	Barnett	Cronkrite	McCants	Clerveaux	St. Felix
ECU	Mayes	Roberson	Wiggs	Atterbury	Norman	Wilcox	Barnett	Cronkrite	McCants	Salomon	St. Felix

\*\*Started four wide receivers

\*\*\*Started two tight ends

### DEFENSE

GAME	DE	DT	DT	DE	MLB	WLB	CB	Nickel	SS	FS	CB
ELON	Reaves	Kegler	Bronson	Livingstone	Sawtelle	McGee	Hampton	Hoggins	Sanders	Thomas	Wilkins
GEORGIA TECH	Reaves	Kegler	Yates	Brown	Sawtelle	McGee	Jackson (LB)	Hoggins	LaPointe	Thomas	Wilkins
at Illinois	Reaves	Kegler	Pinkney	Livingstone	Sawtelle	McGee	Hampton	Davis	Roberts	Hoggins	Wilkins
ECU	Reaves	Kegler	Barber	Livingstone	Sawtelle	McGee	Hampton	Hoggins	Roberts	Thomas	Wilkins



## TURNOVERS FORCED

TEAM	INT	FUMBLE	DEF TD	TOTAL
USF	5	2	0	7
Opponents	3	1	0	4

USF CAUSED: 7

OPP CAUSED: 4

USF POINTS OFF TO: 28

OPP POINTS OFF TO: 12

USF DEFENSIVE TD's: 0

OPP DEFENSIVE TD's: 0

## USF TURNOVERS FORCED

QT	Play	Ball On	Result
<b>ELON (2)</b>			
1st.....	INT: Vincent Jackson.....	USF 30.....	TD
2nd.....	INT: Mike Hampton.....	Elon 25.....	TD
<b>GEORGIA TECH (3)</b>			
2nd.....	INT: Ronnie Hoggins.....	USF 45.....	End of Half
4th.....	FF: Bentlee Sanders.....	USF 12.....	TD
4th.....	INT: Nick Sawtelle.....	GT 18.....	TD
<b>AT ILLINOIS (1)</b>			
2nd.....	FR: Mazzi Wilkins.....	USF 31.....	Missed FG
<b>ECU (1)</b>			
4th.....	INT: Nick Roberts.....	ECU 44.....	End of Game

## OPPONENT TURNOVERS FORCED

QT	Play	Ball On	Result
<b>ELON (0)</b>			
<b>GEORGIA TECH (1)</b>			
1st.....	INT: of Blake Barnett.....	GT 43.....	FG
<b>AT ILLINOIS (2)</b>			
2nd.....	INT: of Blake Barnett.....	ILL 40.....	FG
2nd.....	INT: of Blake Barnett.....	ILL 20.....	FG
<b>ECU (1)</b>			
3rd.....	FR: of Deangelo Antoine.....	USF 40.....	FG

# USF DRIVE CHART

## DISPLAYED USF/OPPONENT

	Possessions	TDs	FGs Made	FGs Missed	Fumble	Int.	Safety	Punt	Turnover on Downs	End of Half	End of Game	80+ yard Drives	3 and Out
Elon	12/11	4/2	2/0	0/0	0/0	0/2	0/0	4/7	0/0	1/0	1/0	1/0	2/4
Georgia Tech	13/13	7/5	0/1	0/0	0/1	1/2	0/0	3/2	1/0	1/0	0/1	1/1	1/2
at Illinois	13/15	3/1	1/4	2/0	0/1	2/0	0/0	5/7	0/0	0/0	0/1	1/1	1/5
ECU	14/14	3/1	0/2	0/0	1/0	0/1	0/0	9/8	0/2	0/0	1/0	2/1	10/3
at UMass													
at Tulsa													
UConn													
at Houston													
Tulane													
at Cincinnati													
at Temple													
UCF													
<b>TOTALS</b>	<b>52/53</b>	<b>17/9</b>	<b>3/7</b>	<b>2/0</b>	<b>1/2</b>	<b>3/5</b>	<b>0/0</b>	<b>21/24</b>	<b>1/2</b>	<b>2/0</b>	<b>2/2</b>	<b>5/3</b>	<b>14/15</b>

# USF SCORING DRIVES

## QT When Score Play

## DRIVE

### ELON (4 TD-2 FGs)

1st.....8:33.....TD.....St. Felix 40-yard pass from Barnett .....5 plays, 70 yards, 1:15  
 2nd.....12:16.....FG.....Vivonetto 33-yard field goal .....8 plays, 68 yards, 1:53  
 2nd.....10:35.....TD.....McCants 16-yard pass from Barnett .....2 plays, 25 yards, 0:24  
 2nd.....5:35.....TD.....Wilcox 14-yard pass from Barnett.....8 plays, 80 yards, 2:39  
 3rd.....8:47.....TD.....Barnett 2-yard run.....16 plays, 86 yards, 6:13  
 4th.....5:57.....FG.....Vivonetto 41-yard field goal .....9 plays, 42 yards, 2:47

### GEORGIA TECH (5 TD-2 SPC TD)

2nd.....10:10.....TD.....Salomon 18-yard pass from Barnett .....11 plays, 69 yards, 4:10  
 3rd.....8:53.....TD.....Bell 14-yard run .....7 plays, 74 yards, 2:31  
 4th.....12:11.....TD.....Horne 3-yard pass from Barnett .....8 plays, 76 yards, 2:04  
 4th.....5:08.....TD.....Barnett 19-yard run.....10 plays, 88 yards, 2:39  
 4th.....2:13.....TD.....Barnett 5-yard run.....5 plays, 18 yards, 1:34

### at ILLINOIS (3 TD-1 FG)

1st.....7:52.....TD.....Cronkrite 3-yard run.....11 plays, 75 yards, 3:02  
 4th.....14:53.....TD.....Saloman 14-yard pass from Barnett .....11 plays, 75 yards, 3:03  
 4th.....7:47.....FG.....Weiss 26-yard field goal .....6 plays, 71 yards, 2:08  
 4th.....2:24.....TD.....Saloman 50-yard pass from Barnett.....6 plays, 85 yards, 1:17

### ECU (3 TD)

1st.....3:33.....TD.....Barnett 2-yard run.....9 plays, 68 yards, 3:34  
 2nd.....13:46.....TD.....Saloman 66-yard pass from Barnett .....3 plays, 81 yards, 1:03  
 4th.....10:13.....TD.....Cronkrite 80-yard run.....3 plays, 95 yards, 1:01

**SCORING DRIVES 3:00 OR LESS:** 13 (10 TD, 3 FG)  
**SCORING DRIVES 2:00 OR LESS:** 7 (6 TD, 1 FG)  
**SCORING DRIVES 1:00 OR LESS:** 1 (1 TD)

## LONG DRIVES:

### Longest by PLAYS:

16 plays (86 yards, 6:13, touchdown vs. Elon)

### Longest by YARDS:

95 yards (3 plays; 1:01, touchdown vs. ECU)

### Longest by TIME:

6:13 (16 plays, 86 yards, touchdown vs. Elon)

## DEFENSE/SPECIAL TEAMS TOUCHDOWNS: -- DEFENSIVE SCORING PLAYS

98-yard KO RETURN - Terrence Horne vs. Georgia Tech

97-yard KO RETURN - Terrence Horne vs. Georgia Tech



## 2018 GAME-BY-GAME TEAM STATISTICS

GAME	FINAL	QUARTERS					1st DOWNS	RUSHING	PASSING	TOT OFF	PUNTS	PENALTY		3RD	4TH	RED	SACKS	FIELD	POSSESSION TIME					
	SCORE	1	2	3	4	OT	R-P-PE TOT	NO-YDS-TD	C-A-I	YDS TD	YDS	NO.-AVG	F-FL	NO-YDS	DNS	DNS	ZONE	NO-YDS	GOALS	1	2	3	4	TOT
USF	34	7	17	7	3		10-17-0 27	38-148-1	29-46-0	367 3	515	4-36.8	0-0	7-55	11-19	2-2	4-5	3-17	2-2	2:38	6:51	9:52	7:27	26:48
vs. ELON	14	0	0	7	7		12-2-2 16	49-192-2	6-12-2	42 0	234	7-45.6	1-0	6-40	4-13	0-0	2-2	2-9	0-0	12:22	8:09	5:08	7:33	33:12
USF	49	14	7	7	21		13-13-3 29	43-219-3	21-31-1	207 2	426	3-38.7	0-0	5-36	6-11	1-2	5-6	2-10	0-0	4:50	8:55	4:26	6:17	24:28
vs. GEORGIA TECH	38	17	0	14	7		19-6-2 27	57-419-4	9-18-2	183 1	602	2-36.0	1-1	8-80	3-12	2-3	4-6	2-10	1-1	10:10	6:05	10:34	8:43	35:32
USF	25	7	0	0	18		11-19-1 31	44-215-1	23-40-2	411 2	626	5-36.2	1-0	14-124	4-13	1-1	3-4	5-34	1-3	6:00	7:51	8:38	4:51	27:20
@ Illinois	19	10	6	3	0		10-8-3 21	48-212-1	20-31-0	168 0	380	7-46.0	2-1	6-65	5-18	1-1	1-2	1-7	4-4	9:00	7:09	6:22	10:09	32:40
USF	20	6	7	0	7		4-5-0 9	32-115-2	12-20-0	181 1	296	9-49.2	1-1	3-33	3-13	0-0	1-1	1-6	0-0	4:48	5:28	5:43	5:51	21:50
vs. ECU	13	7	3	3	0		10-11-3 24	46-156-1	22-50-1	256 0	412	8-30.5	0-0	2-10	10-24	2-4	3-3	6-31	2-2	10:12	9:32	9:17	9:09	38:10
USF	--																							
@ UMass	--																							
USF	--																							
@ Tulsa	--																							
USF	--																							
vs. UCONN	--																							
USF	--																							
@ Houston	--																							
USF	--																							
vs. TULANE	--																							
USF	--																							
@ Cincinnati	--																							
USF	--																							
@ Temple	--																							
USF	--																							
vs. UCF	--																							



## USF EXPLOSIVE PLAYS (20+ YARDS)

RUSHING	20-29	30-39	40-49	50-59	60-69	70-79	80-89	90-99	TOTAL
Blake Barnett	1								1
Jordan Cronkrite	2						1		3
<b>TOTALS</b>	<b>3</b>						<b>1</b>		<b>4</b>

RECEIVING	20-29	30-39	40-49	50-59	60-69	70-79	80-89	90-99	TOTAL
Tyre McCants	2	1							3
Darnell Salomon	1			2	1				4
Randall St. Felix	1		1	2					4
Mitchell Wilcox	1								1
Johnny Ford		1							1
<b>TOTALS</b>	<b>5</b>	<b>2</b>	<b>1</b>	<b>4</b>	<b>1</b>				<b>13</b>

PASSING	20-29	30-39	40-49	50-59	60-69	70-79	80-89	90-99	TOTAL
Blake Barnett	4	2	1	4	1				12
Chris Oladokun	1								1
<b>TOTALS</b>	<b>5</b>	<b>2</b>	<b>1</b>	<b>4</b>	<b>1</b>				<b>13</b>

## COMBINED EXPLOSIVE PLAYS

Blake Barnett 13 — (12 Passing, 1 Rushing)

### EXPLOSIVE PLAY BREAKDOWN

**USF TOTAL (Run & Pass):** 17

**OPPONENT TOTAL:** 18

**USF GAME HIGH:** 8 at Illinois

**OPPONENT GAME HIGH:** 8 (vs. Georgia Tech)

#### USF

**Long Pass:** 52 (TD), Barnett to St. Felix vs. Elon

**Long Run:** 24, Cronkrite (2X) at Illinois

**Long Punt Return:** 19, McCants vs. Elon

**Long Kickoff Return:** 98, Horne vs. Georgia Tech

**Long INT Return:** 22, Sawtelle vs. Georgia Tech

#### OPPONENT

**Long Pass:** 81, T. Marshall to C. Lynch vs. Georgia Tech

**Long Run:** 46, J. Mason, vs. Georgia Tech

**Long Def:** 34, D. Phillips at Illinois

#### ELON (4)

1Q 40 (TD) ...Pass ...Barnett to St. Felix .....Elon

2Q 52 .....Pass ...Barnett to St. Felix .....Elon

2Q 50 .....Pass ...Barnett to Salomon .....Elon

4Q 21 .....Pass ...Oladokun to Salomon .....Elon

#### GEORGIA TECH (2)

3Q 24 .....Pass ...Barnett to McCants .... Georgia Tech

4Q 22 .....Rush ...Barnett ..... Georgia Tech

#### AT ILLINOIS (8)

1Q 23 .....Pass ...Barnett to St. Felix .....at Illinois

2Q 24 .....Rush ...Cronkrite .....at Illinois

2Q 34 .....Pass ...Barnett to McCants .....at Illinois

3Q 24 .....Rush ...Cronkrite .....at Illinois

3Q 20 .....Pass ...Barnett to Wilcox .....at Illinois

4Q 55 .....Pass ...Barnett to St. Felix .....at Illinois

4Q 25 .....Pass ...Barnett to McCants .....at Illinois

4Q 50 (TD) ...Pass ...Barnett to Salomon ) .....at Illinois

#### ECU (3)

1Q 39 .....Pass ...Barnett to Ford .....ECU

2Q 66 (TD) ...Pass ...Barnett to Saloman .....ECU

4Q 80 (TD) ...Rush ...Cronkrite .....ECU

### EXPLOSIVE PLAYS BY LENGTH

**QT LENGTH.TYPE... PLAYER..... OPP**

4Q 80 (TD) ...Rush ...Cronkrite ..... ECU

2Q 66 (TD) ...Pass ...Barnett to Salomon ..... ECU

4Q 55 .....Pass ...Barnett to St. Felix .....at Illinois

2Q 52 .....Pass ...Barnett to St. Felix .....Elon

2Q 50 .....Pass ...Barnett to Salomon .....Elon

4Q 50 (TD) ...Pass ...Barnett to Salomon .....at Illinois

### ▲ 50 + YARD PLAYS ▲

1Q 40 (TD) ...Pass ...Barnett to St. Felix .....Elon

1Q 39 .....Pass ...Barnett to Ford ..... ECU

2Q 34 .....Pass ...Barnett to McCants .....at Illinois

4Q 25 .....Pass ...Barnett to McCants .....at Illinois

3Q 24 .....Pass ...Barnett to McCants .... Georgia Tech

2Q 24 .....Rush ...Cronkrite .....at Illinois

3Q 24 .....Rush ...Cronkrite .....at Illinois

1Q 23 .....Pass ...Barnett to St. Felix .....at Illinois

4Q 22 (TD) ...Rush ...Barnett ..... Georgia Tech

4Q 21 .....Pass ...Oladokun to Salomon .....Elon

3Q 20 .....Pass ...Barnett to Wilcox .....at Illinois

**GAME HIGH 20+ PLAYS:** 8 at Illinois.

**SEASON TOTAL 20+ PLAYS:** 17 (Offensive)

### ▼ LONG PLAYS FOR TOUCHDOWNS

4Q 80 (TD) ...Rush ...Cronkrite ..... ECU

2Q 66 (TD) ...Pass ...Barnett tp Salomon ..... ECU

4Q 50 (TD) ...Pass ...Barnett to Salomon .....at Illinois

1Q 40 (TD) ...Pass ...Barnett to St. Felix .....Elon

4Q 22 (TD) ...Rush ...Barnett ..... Georgia Tech

**TOTAL 20+ FOR TD:** 5

**GAME HIGH 20+ FOR TD:** 2 vs. ECU

### ▼ 30+ YARD SPECIAL TEAMS PLAYS

1Q 98 (TD) ...Terrence Horne, KR ..... Georgia Tech

1Q 97 (TD) ...Terrence Horne, KR ..... Georgia Tech

1Q 34 .....Terrence Horne ..... Georgia Tech

# 2018 GAME-BY-GAME STATISTICS

## GAME-BY-GAME PASSING

### #11 BLAKE BARNETT

	COMP	ATT	INT	PCT	YDS	TD	LG	SACK	EFF	TOT: YDS	TD
ELON	24	34	0	70.6	<b>305</b>	3	52	1	175.06	336	3
GEORGIA TECH	21	31	1	67.7	202	2	24	2	137.32	293	4
at Illinois	23	40	2	57.5	<b>411</b>	2	55	1	150.31	428	2
ECU	12	20	0	60.0	181	1	66	6	152.52	162	2

### #7 BRETT KEAN

	COMP	ATT	INT	PCT	YDS	TD	LG	SACK	EFF
ELON	3	7	0	42.9	37	0	15	0	87.26

### #10 CHRIS OLADOKUN

	COMP	ATT	INT	PCT	YDS	TD	LG	SACK	EFF
ELON	2	5	0	40.0	25	0	21	1	82.00

## 2018 GAME-BY-GAME RUSHING (CARRIES-YARDS-TD)

PLAYER	ELON	G-TECH	@ILL	ECU	@UMass	@Tulsa	UConn	@Hous	TULANE	@CINC	@TEMP	UCF
Jordan Cronkrite, RB	—	9-39-0	<b>22-136-1</b>	<b>15-129-1</b>								
Elijah Mack, RB	10-33-0	—	4-16-0	—								
Trevon Sands, RB	5-22-0	4-11-0	1-2-0	—								
Dural Bell, RB	—	12-69-1	—	—								
Blake Barnett, QB	8-31-1	15-86-2	10-17-0	9-(-)19-1								
Tyre McCants, WR	—	—	4-28-0	—								
Dave Small, RB	—	—	2-12-0	—								
Terrence Horne, WR	—	—	1-4-0	—								
Johnny Ford, RB	—	—	—	5-13-0								

## 2018 GAME-BY-GAME RECEIVING (CATCHES-YARDS-TD)

PLAYER	ELON	G-TECH	@ILL	ECU	@UMass	@Tulsa	UConn	@Hous	TULANE	@CINC	@TEMP	UCF
Darnell Salomon, WR	3-77-0	3-37-1	5-95-2	2-79-1								
Tyre McCants, WR	6-26-1	<b>10-104-0</b>	3-77-0	3-12-0								
Randall St. Felix, WR	7-143-1	3-23-0	<b>6-120-0</b>	-								
Mitchell Wilcox, TE	4-45-1	2-28-0	<b>8-109-0</b>	-								
Stanley Clerveaux, WR	—	—	1-10-0	-								
Jordan Cronkrite, RB	—	—	—	3-13-0								
Deangelo Antoine, WR	—	—	—	2-28-0								



### GAME-BY-GAME TACKLES

PLAYER	UA-A	TOTAL	ELON	G-Tech	ILL	ECU	UMASS	TULSA	UCONN	HOUS	TULANE	CINC	TEM	UCF	--	--
Khalid McGee	21-21	42	5-6	7-2	5-9	4-4										
Nico Sawtelle	13-16	29	2-2	3-2	4-9	4-3										
Ronnie Hoggins	16-11	27	1-1	6-4	7-4	2-2										
Jaymon Thomas	18-7	25	7-4	4-0		7-3										
Kirk Livingstone	14-7	21	5-2	0-2	5-2	4-1										
Nick Roberts	14-5	19	0-1	2-1	7-0	5-3										
Mazzi Wilkins	14-5	19	2-0	3-2	5-1	4-2										
Greg Reaves	6-10	16	2-3	0-2	1-4	3-1										
Josh Black	6-9	15	0-2	2-4	0-1	4-2										
Kevin Kegler	7-7	14	1-2	3-1	1-1	2-3										
Kevin Bronson	4-9	13	1-2	1-1	0-1	2-5										
Bentlee Sanders	7-6	13	4-6	3-0												
Mike Hampton	9-3	12	1-2	3-0	2-0	3-1										
Tyrone Barber	6-5	11	0-1	3-1	2-2	1-1										
Kelvin Pinkney	4-6	10	0-0	0-4	3-2	1-0										
Vincent Davis	7-0	7	1-0	5-0		1-0										
Juwuan Brown	2-4	6	2-0	0-3		0-1										
Mekhi LaPointe	1-4	5	0-1	0-3		1-0										
Vincent Jackson	2-2	4	0-0	2-1		0-1										
Rashawn Yates	2-2	4	1-1	1-1												
Dwayne Boyles	1-2	3	1-1			0-1										
Keirston Johnson	1-2	3				1-2										
Chris Barr	2-0	2	1-0			1-0										
Andrew Mims	2-0	2	0-0	1-0		1-0										
Deangelo Antoine	1-0	1	1-0													
Duran Bell	1-0	1	0-0	1-0												
Ian Deneen	1-0	1	0-0	1-0												
Antonio Grier	1-0	1				1-0										
Frederick Lloyd	0-1	1	0-0	0-1												
Jernard Phillips	1-0	1	1-0													
Trevon Sands	0-1	1	0-0	0-1												
Randall St. Felix	1-0	1	0-0	1-0												
Jake Stone	1-0	1				1-0										
Davion Sutton	0-1	1	0-1													
Mitchell Wilcox	1-0	1	0-0	0-0	1-0											

### GAME-BY-GAME SACKS

PLAYER	S-AS	TOTAL	ELON	G-Tech	ILL	ECU	UMASS	TULSA	UCONN	HOUS	TULANE	CINC	TEM	UCF	--	--
Josh Black	2-0	2.0		1.0-3		1.0-6										
Kevin Kegler	2-1	2.5		1.0-7	1.5-13											
Kirk Livingston	2-0	2.0	1.0-2		1.0-3											
Nico Sawtelle	2-0	2.0	1.0-5		1.0-9											
Rashawn Yates	1-0	1.0	1.0-10													
Greg Reaves	1-1	0.5			0.5-4											
Tyrone Barber	1-0	1.0			1.0-5											
<b>TEAM TOTAL</b>	<b>11-2</b>	<b>11.0</b>	<b>3.0-17</b>	<b>2.0-10</b>	<b>5.0-34</b>	<b>1.0-6</b>										

### GAME-BY-GAME TFL

PLAYER	S-AS	TOTAL	ELON	G-Tech	ILL	ECU	UMASS	TULSA	UCONN	HOUS	TULANE	CINC	TEM	UCF	--	--
Kirk Livingston	3-1	3.5	2.5-6		1.0-3											
Nico Sawtelle	5-2	6.0	2.5-7		2.0-11	1.5-2										
Kevin Bronson	1-3	2.5	0.5-2	1.5-3	0.5-1											
Kevin Kegler	3-2	4.0	1.0-3	1.0-7	1.5-13											
Josh Black	2-2	3.0	—	1.5-4		1.5-8										
Juwuan Brown	1-1	1.5	1.0-2	0.5-0												
Greg Reaves	2-1	2.5	1.0-2	0.5-1	1.0-5											
Jaymon Thomas	1-1	1.5	1.5-4													
Rashawn Yates	1-1	1.5	1.5-10													
Ronnie Hoggins	0-2	1.0	—	0.5-0	0.5-0											
Kelvin Pinkney	1-1	1.5	—	0.5-1	1.0-5											
Bentlee Sanders	0-1	0.5	0.5-1													
Khalid McGee	2-1	2.5			1.5-15	1.0-4										
Mazzi Wilkins	1-0	1.0			1.0-7											
Tyrone Barber	1-0	1.0			1.0-5											
Dwayne Boyles	0-1	0.5				0.5-2										
<b>TEAM TOTAL</b>	<b>32-16</b>	<b>23.0</b>	<b>12.0-37</b>	<b>6.0-16</b>	<b>11.0-65</b>	<b>5.0-17</b>										

# NCAA/CONFERENCE RANKINGS - TEAM

Statistic	National Rank	Conference Rank	Value	National Leader	Value	Conference Leader	Value
3rd Down Conversion Pct (129 ranked)	44	7	0.429	UCF	0.620	UCF	0.620
3rd Down Conversion Pct Defense (129 ranked)	36	3	0.328	Miami (FL)	0.171	East Carolina	0.259
4th Down Conversion Pct (126 ranked)	10	2	0.800	Alabama Texas A&M	1.000 1.000	Tulsa	0.857
4th Down Conversion Pct Defense (128 ranked)	92	7	0.625	4 teams tied	0.000	Houston	0.200
Blocked Kicks (30 ranked)				8 teams tied	3	Temple Memphis	3 3
Blocked Kicks Allowed (127 ranked)	70	5	1	69 teams tied	0	4 teams tied	0
Blocked Punts (8 ranked)				Toledo	3	Houston Temple Tulsa	1 1 1
Blocked Punts Allowed (129 ranked)	1	1	0	99 teams tied	0	9 teams tied	0
Completion Percentage (129 ranked)	55	3	0.620	Colorado	0.754	Cincinnati	0.675
Defensive TDs (10 ranked)				Temple	5	Temple	5
Fewest Penalties (129 ranked)	58	7	29	Northwestern Navy	13 13	Navy	13
Fewest Penalties Per Game (129 ranked)	86	10	7.25	Wake Forest	3.00	Navy	3.25
Fewest Penalty Yards (129 ranked)	48	6	247	Navy	116	Navy	116
Fewest Penalty Yards Per Game (129 ranked)	76	7	61.75	Navy	29.00	Navy	29.00
First Downs Defense (129 ranked)	54	6	88	Southern Miss.	52	East Carolina	61
First Downs Offense (129 ranked)	74	7	96	Texas Tech	162	Cincinnati	124
Fumbles Lost (125 ranked)	5	2	1	4 teams tied	0	UCF	0
Fumbles Recovered (105 ranked)	79	7	2	Florida	10	Navy	7
Kickoff Return Defense (129 ranked)	70	7	20.75	Wyoming	12.67	Tulane	16.10
Kickoff Returns (129 ranked)	3	1	33.00	Alabama	42.40	South Fla.	33.00
Net Punting (129 ranked)	92	6	35.86	Texas A&M	45.00	Cincinnati	41.48
Passes Had Intercepted (129 ranked)	44	6	3	4 teams tied	0	Houston Tulane Navy	1 1 1
Passes Intercepted (117 ranked)	29	4	5	North Texas	10	UCF	8
Passing Offense (129 ranked)	24	4	290.3	Washington St.	410.4	Houston	355.5
Passing Yards Allowed (129 ranked)	13	3	162.3	Miami (FL)	138.8	Cincinnati	158.8
Passing Yards per Completion (129 ranked)	33	6	13.66	Army West Point	22.04	Navy	18.06
Punt Return Defense (129 ranked)	53	4	6.80	Arkansas St.	-3.25	East Carolina	4.50
Punt Returns (129 ranked)	57	5	9.33	Minnesota	38.50	Houston	14.17
Red Zone Defense (121 ranked)	47	6	0.769	Fresno St.	0.556	Temple	0.650
Red Zone Offense (129 ranked)	86	8	0.813	12 teams tied	1.000	Navy Tulane	1.000 1.000
Rushing Defense (129 ranked)	122	11	244.8	Michigan St.	40.3	East Carolina	94.8
Rushing Offense (129 ranked)	69	9	175.5	Navy	355.8	Navy	355.8
Sacks Allowed (129 ranked)	95	10	2.75	Buffalo	0.00	Houston	0.25
Scoring Defense (129 ranked)	39	3	21.0	Washington	11.6	Cincinnati	12.2
Scoring Offense (129 ranked)	57	6	32.0	Alabama	54.2	Houston	52.3
Tackles for Loss Allowed (129 ranked)	69	7	6.00	UCF	2.50	UCF	2.50
Team Passing Efficiency (129 ranked)	44	5	148.12	Alabama	226.54	Memphis	169.62
Team Passing Efficiency Defense (129 ranked)	4	2	94.43	Cincinnati	89.70	Cincinnati	89.70
Team Sacks (129 ranked)	38	3	2.75	Oklahoma St.	4.80	East Carolina	4.25
Team Tackles for Loss (129 ranked)	14	3	8.5	Miami (FL)	12.0	East Carolina	10.3
Time of Possession (129 ranked)	124	10	25:06	Army West Point	40:13	Navy	36:38
Total Defense (129 ranked)	92	9	407.0	Michigan	232.6	Cincinnati	276.0
Total Offense (129 ranked)	37	5	465.8	Houston	608.5	Houston	608.5
Turnover Margin (129 ranked)	29	3	0.75	Kansas	2.40	UCF	1.75
Turnovers Gained (126 ranked)	59	5	7	Florida Kansas	14 14	Navy Temple	11 11
Turnovers Lost (128 ranked)	17	3	4	5 teams tied	2	UCF Houston	3 3
Winning Percentage (126 ranked)	1	1	1.000	14 teams tied	1.000	Cincinnati South Fla. UCF	1.000 1.000 1.000

# NCAA/CONFERENCE RANKINGS - INDIVIDUAL

Statistic	Player	National Rank	Conference Rank	Value	National Leader	Value	Conference Leader	Value
All Purpose (199 ranked)	Jordan Crokrite Terrence Horne	66 79	12 14	107.00 103.00	Austin Walter, Rice	209.00	Darrell Henderson, Memphis	208.40
Blocked Kicks (1 ranked)					5 players tied	2	Quincy Roche, Temple John Tate, Memphis	2
Combined Kick Returns (199 ranked)	Terrence Horne	22	3	282	Michael Walker, Boston College	571	Isaiah Wright, Temple	353
Completion Percentage (125 ranked)	Blake Barnett	43	4	0.640	Steven Montez, Colorado	0.758	Desmond Ridder, Cincinnati	0.670
Completions Per Game (99 ranked)	Blake Barnett	36	4	20.00	Gardner Minshew II, Washington St.	37.00	Reid Herring, East Carolina	25.25
Field Goal Percentage (102 ranked)	Cody Weiss	101	5	0.333	12 players tied	1.000	Jake Verity, East Carolina Bennett Moehring, Navy	1.000 1.000
Field Goals Per Game (132 ranked)	Cody Weiss	114	8	0.33	Andre Szmyt, Syracuse	2.60	Jake Verity, East Carolina	2.00
Forced Fumbles (65 ranked)	Kirk Livingstone Bentlee Sanders	65 65	7 7	0.25 0.25	Joshua Moon, Ga. Southern Sean Williams, Navy	0.67 0.67	Sean Williams, Navy	0.67
Fumbles Recovered (32 ranked)	Nico Sawtelle Mazzi Wilkins	32 32	2 2	1 1	Taylor Rapp, Washington Rashad Weaver, Pittsburgh	3 3	Jarvis Polu, Navy	2
Interceptions Per Game (86 ranked)	Mike Hampton Ronnie Hoggins Vincent Jackson Nick Roberts Nico Sawtelle	86 86 86 86 86	9 9 9 9 9	0.3 0.3 0.3 0.3 0.3	Alvin Davis, Akron	1.0	Richie Grant, UCF	0.8
Kickoff Return TDs (2 ranked)	Terrence Horne	1	1	2	Terrence Horne, South Fla.	2	Terrence Horne, South Fla.	2
Kickoff Returns (90 ranked)	Terrence Horne	1	1	47.0	Terrence Horne, South Fla.	47.0	Terrence Horne, South Fla.	47.0
Passes Defended (61 ranked)	Mike Hampton	5	1	2.0	Dicaprio Bootle, Nebraska	2.5	Mike Hampton, South Fla.	2.0
Passing Efficiency (125 ranked)	Blake Barnett	35	6	154.2	Tua Tagovailoa, Alabama	238.3	Brady White, Memphis	178.4
Passing TDs (102 ranked)	Blake Barnett	43	4	8	Cole McDonald, Hawaii	24	D'Eriq King, Houston	15
Passing Yards (130 ranked)	Blake Barnett	44	5	1,099	Cole McDonald, Hawaii	2,100	Brady White, Memphis	1,310
Passing Yards Per Game (130 ranked)	Blake Barnett	23	4	274.8	Gardner Minshew II, Washington St.	398.4	McKenzie Milton, UCF	305.8
Passing Yards per Completion (125 ranked)	Blake Barnett	31	6	13.74	Kyler Murray, Oklahoma	18.96	Jonathan Banks, Tulane	16.12
Points Responsible For (199 ranked)	Blake Barnett	26	4	74	Cole McDonald, Hawaii	160	D'Eriq King, Houston	122
Points Responsible For Per Game (179 ranked)	Blake Barnett	14	3	18.5	D'Eriq King, Houston	30.5	D'Eriq King, Houston	30.5
Punt Return TDs (2 ranked)					Greg Dortch, Wake Forest	2	Ty Mason, Temple	1
Punt Returns (69 ranked)	Tyre McCants	32	3	9.0	Jayden Reed, Western Mich.	31.5	Otis Anderson, UCF	13.9
Punting (95 ranked)	Trent Schneider	34	3	43.1	Braden Mann, Texas A&M	53.6	Luke Maglozzi, UConn	44.2
Receiving TDs (118 ranked)	Darnell Salomon	28	3	4	John Ursua, Hawaii	12	James Proche, SMU Marquez Stevenson, Houston	5 5
Receiving Yards (200 ranked)	Randall St. Felix Darnell Salomon Tyre McCants	90 102 181	8 9 16	296 288 214	John Ursua, Hawaii	771	Darnell Mooney, Tulane	479
Receiving Yards Per Game (200 ranked)	Randall St. Felix Darnell Salomon Tyre McCants Mitchell Wilcox	63 70 142 198	7 8 16 19	74.0 72.0 53.5 45.5	Laviska Shenault, Colorado	145.3	Marquez Stevenson, Houston	97.8
Receptions Per Game (199 ranked)	Tyre McCants Randall St. Felix Mitchell Wilcox	50 120 199	4 12 22	5.5 4.3 3.5	Laviska Shenault, Colorado	9.5	James Proche, SMU	6.2
Rush Yards Per Carry (168 ranked)	Jordan Crokrite Blake Barnett	19 158	2 16	6.61 2.79	Darrell Henderson, Memphis	11.69	Darrell Henderson, Memphis	11.69
Rushing TDs (105 ranked)	Blake Barnett	57	9	4	Devin Singletary, Fla. Atlantic	12	Michael Warren II, Cincinnati	10
Rushing Yards (196 ranked)	Jordan Crokrite	92	11	304	Darrell Henderson, Memphis	760	Darrell Henderson, Memphis	760
Rushing Yards Per Game (199 ranked)	Jordan Crokrite	22	5	101.3	Jonathan Taylor, Wisconsin	157.0	Darrell Henderson, Memphis	152.0
Sacks (113 ranked)	Kevin Kegler Josh Black Kirk Livingstone Nico Sawtelle	65 113 113 113	8 13 13 13	0.63 0.50 0.50 0.50	Jaylon Ferguson, Louisiana Tech	1.50	Nate Harvey, East Carolina	1.38
Scoring (152 ranked)	Blake Barnett Terrence Horne Darnell Salomon	152 152 152	15 15 15	6.0 6.0 6.0	Devin Singletary, Fla. Atlantic	14.4	Darrell Henderson, Memphis	13.2
Solo Tackles (54 ranked)	Khalid McGee	42	5	5.3	Joe Dineen Jr., Kansas	9.0	Tyler Coyle, UConn	6.6
Tackles For Loss (63 ranked)	Nico Sawtelle	30	5	1.5	Nate Harvey, East Carolina	2.5	Nate Harvey, East Carolina	2.5
Total Interceptions (76 ranked)	Mike Hampton Ronnie Hoggins Vincent Jackson Nick Roberts Nico Sawtelle	76 76 76 76 76	8 8 8 8 8	1 1 1 1 1	Andre Cisco, Syracuse	4	Richie Grant, UCF	3
Total Offense (200 ranked)	Blake Barnett Jordan Crokrite	15 157	3 17	304.8 101.3	Gardner Minshew II, Washington St.	406.0	McKenzie Milton, UCF	355.3
Total Points Scored (109 ranked)					John Ursua, Hawaii	78	Darrell Henderson, Memphis	66
Total Tackles (494 ranked)	Khalid McGee Nico Sawtelle Ronnie Hoggins Jaymon Thomas Kirk Livingstone Nick Roberts Mazzi Wilkins	24 117 184 209 370 494 494	2 10 18 22 42 54 54	10.5 7.3 6.5 6.3 5.3 4.8 4.8	Bryton Barr, Massachusetts	13.7	Tyler Coyle, UConn	11.0
Total Touchdowns (101 ranked)	Blake Barnett Darnell Salomon	101 101	12 12	4 4	John Ursua, Hawaii	13	Darrell Henderson, Memphis	11
Yards per Pass Attempt (125 ranked)	Blake Barnett	24	5	8.79	Kyler Murray, Oklahoma	13.39	Brady White, Memphis	9.49
Yards per Reception (200 ranked)	Darnell Salomon Randall St. Felix Mitchell Wilcox	12 62 195	1 5 19	22.15 17.41 13.00	Jeff Thomas, Miami (FL)	24.62	Darnell Salomon, South Fla.	22.15



## WIDE RECEIVERS/TIGHT ENDS

## #3 WR DARNELL SALOMON

Receptions.....	5, (2X) last at Illinois (9/15/18)
Receiving Yards.....	139, at UCF (11/24/17)
Long.....	83 (TD), at UCF (11/24/17)
Receiving TD.....	2, at Illinois (9/15/18)

## #6 WR RYESHENE BRONSON

Receptions.....	3, 4x, last at Cincinnati (10/1/16)
Receiving Yds.....	113, vs. Northern Illinois (9/10/16)
Long Reception.....	75, vs. NC State (9/13/14)
Receiving TDs.....	1, 3x, last vs. Northern Illinois (9/10/16)

## #8 WR TYRE MCCANTS

Receptions.....	10, vs. Georgia Tech (9/8/18)
Receiving Yards.....	227, at UCF (11/24/17)
Long.....	65 (TD), 2x, last, vs. Stony Brook (9/2/17)
Receiving TD.....	2, 2x, last vs. Texas Tech (11/24/17)
Rushes.....	4, at Illinois (9/15/18)
Rushing Yards.....	30, vs. Texas Tech (12/23/17)
Long Rush.....	30, vs. Texas Tech (12/23/17)
Long Kickoff Return.....	33, vs. Tulsa (11/16/17)
Kickoff Return Yards.....	56, vs. Tulsa (11/16/17)
Kickoff Return Average.....	28.0, vs. Tulsa (11/16/17)
Long Punt Return.....	19, vs. Elon (9/1/18)

## #13 S DEANGELO ANTOINE

Receptions.....	4, 2X, last vs. Illinois (9/15/17)
Receiving Yards.....	93, vs. Illinois (9/15/17)
Long.....	39, vs. Illinois (9/15/17)
Receiving TD.....	1 vs. Illinois (9/15/17)
Rushes.....	2, vs. Illinois (9/15/17)
Rushing Yards.....	31, vs. Illinois (9/15/17)
Long Rush.....	26, vs. Illinois (9/15/17)
Long Kickoff Return.....	20, vs. ECU (9/22/18)
Kickoff Return Yards.....	20, vs. ECU (9/22/18)
Kickoff Return Average.....	20.0, vs. ECU (9/22/18)

## #15 WR JERNARD PHILLIPS

Receptions.....	2, vs. Elon (9/1/18)
Receiving Yards.....	28, vs. Elon (9/1/18)
Long Reception.....	15, vs. Elon (9/1/18)
Receiving TDs.....	0

## #18 WR DEVONTRES DUKES

Receptions.....	2, Illinois (9/15/17)
Receiving Yards.....	24, Illinois (9/15/17)
Long.....	8, at San Jose State (8/26/17)
Receiving TD.....	0

## #80 WR TERRENCE HORNE

Receptions.....	2, vs. Georgia Tech (9/8/18)
Receiving Yards.....	11, vs. Georgia Tech (9/8/18)
Long.....	8, vs. Georgia Tech (9/8/18)
Receiving TD.....	1, vs. Georgia Tech (9/8/18)
Long Kickoff Return.....	98, vs. Georgia Tech (9/8/18)
Kickoff Return Yards.....	264, vs. Georgia Tech (9/8/18)
Kickoff Return Average.....	52.8, vs. Georgia Tech (9/8/18)
Kickoff Return Touchdown.....	2, vs. Georgia Tech (9/8/18)

## #82 WR ZION ROLAND

Receptions.....	1, vs. Elon (9/1/18)
Receiving Yards.....	9, vs. Elon (9/1/18)
Long.....	9, vs. Elon (9/1/18)
Receiving TD.....	0

## #84 WR RANDALL ST. FELIX

Receptions.....	7, vs. Elon (9/1/18)
Receiving Yards.....	143, vs. Elon (9/1/18)
Long.....	55, at Illinois (9/15/18)
Receiving TD.....	1, vs. Elon (9/1/18)

## #85 TE JACOB MATHIS

Receptions.....	0
Receiving Yards.....	0
Long.....	0
Receiving TD.....	0

## #86 WR STANLEY CLERVEAUX

Receptions.....	3, vs. Elon (9/1/18)
Receiving Yards.....	19, vs. Elon (9/1/18)
Long Reception.....	10, (2X), last at Illinois (9/15/18)
Receiving TDs.....	0

## #87 TE FREDERICK LLOYD

Receptions.....	0
Receiving Yards.....	0
Long Reception.....	0
Receiving TDs.....	0

## #89 TE MITCHELL WILCOX

Receptions.....	8, at Illinois (9/15/18)
Receiving Yards.....	109, at Illinois (9/15/18)
Receiving TDs.....	1, 5X, last vs. Elon (9/1/18)
Long Reception.....	52, vs. Florida State (9/24/16)

## QUARTERBACKS

## #7 QB BRETT KEAN

Completions.....	6, at Cincinnati (10/1/16)
Attempts.....	7, 3x, last vs. Elon (9/1/18)
Passing Yards.....	52, vs. Towson (9/3/16)
Long Pass.....	23 (TD), vs. Towson (9/3/16)
Passing TDs.....	2, vs. Towson (9/3/16)
Rushes.....	1, 3x, last vs. Elon (9/1/18)
Rushing Yards.....	4, vs. Navy (10/28/16)
Long Rush.....	4, vs. Navy (10/28/16)
Rushing TDs.....	0

## #10 QB CHRIS OLADOKUN

Completions.....	2, vs. Elon (9/1/18)
Attempts.....	5, vs. Elon (9/1/18)
Passing Yards.....	25, vs. Elon (9/1/18)
Long Pass.....	21, vs. Elon (9/1/18)
Passing TDs.....	0
Rushes.....	3, vs. Elon (9/1/18)
Rushing Yards.....	13, vs. Elon (9/1/18)
Long Rush.....	14, vs. Elon (9/1/18)
Rushing TDs.....	0

## #11 QB BLAKE BARNETT

Completions.....	24, vs. Elon (9/1/18)
Attempts.....	40, at Illinois (9/15/18)
Passing Yards.....	411, at Illinois (9/15/18)
Long Pass.....	66, vs. ECU (9/22/18)
Passing TDs.....	3, vs. Elon (9/1/18)
Rushes.....	15, vs. Georgia Tech (9/8/18)
Rushing Yards.....	86, vs. Georgia Tech (9/8/18)
Long Rush.....	22, vs. Georgia Tech (9/8/18)
Rushing TDs.....	2, vs. Georgia Tech (9/8/18)
Total Yards.....	428, at Illinois (9/15/18)

## RUNNING BACKS

## #2 RB JORDAN CRONKRITE

Rushes.....	22, at Illinois (9/15/18)
Rushing Yards.....	136, at Illinois (9/15/18)
Long Rush.....	80, vs. ECU (9/22/18)
Rushings TDs.....	1, 6X, last vs. ECU (9/22/18)
Receptions.....	5, at Tennessee (9/24/16)
Receiving Yards.....	49, at South Carolina (11/14/15)
Long Reception.....	41, at South Carolina (11/14/15)
Receiving Touchdowns.....	1, 2X, last at Tennessee (9/24/16)

## #20 RB JOHNNY FORD

Rushes.....	8, vs. Elon (9/1/18)
Rushing Yards.....	43, vs. Elon (9/1/18)
Long Rush.....	8, vs. Elon (9/1/18)
Rushings TDs.....	0
Receptions.....	1, vs. ECU (9/22/18)
Receiving Yards.....	39, vs. ECU (9/22/18)
Receiving TDs.....	0
Long Reception.....	39, vs. ECU (9/22/18)
Long Kickoff Return.....	15, vs. Elon (9/1/18)
Kickoff Return Yards.....	15, vs. Elon (9/1/18)
Kickoff Return Average.....	15.0, vs. Elon (9/1/18)

## #22 RB DURAN BELL

Rushes.....	12, vs. Georgia Tech (9/8/18)
Rushing Yards.....	69, vs. Georgia Tech (9/8/18)
Long Rush.....	16, vs. Georgia Tech (9/8/18)
Rushings TDs.....	1, vs. Georgia Tech (9/8/18)
Receptions.....	0
Receiving Yards.....	0
Receiving TDs.....	0
Long Reception.....	0

## #28 RB TREVON SANDS

Rushes.....	8, vs. Illinois (9/15/17)
Rushing Yards.....	43, vs. Illinois (9/15/17)
Long.....	14, vs. Elon (9/1/18)
Rushing TD.....	0

## #31 RB ELIJAH MACK

Rushes.....	10, vs. Elon (9/1/18)
Rushing Yards.....	33, vs. Elon (9/1/18)
Long Rush.....	10, vs. Elon (9/1/18)
Rushings TDs.....	0
Receptions.....	0
Receiving Yards.....	0
Long Reception.....	0

## SPECIALISTS

## #24 K COBY WEISS

Field Goals.....	1, 3X, last at Illinois (9/15/18)
Long Field Goal.....	39, vs. Austin Peay (10/14/17)
Points.....	7, vs. Georgia Tech (9/8/18)
FG Streak.....	1, (2018)

## #37 K JAKE STONE

Field Goals.....	0
Long Field Goal.....	0
Points.....	0
FG Streak.....	0
Punts.....	4, vs. Illinois (9/15/18)
Punt Average.....	41.2, vs. Illinois (9/15/18)

## #39 P TRENT SCHNEIDER

Punts.....	9, vs. ECU (9/22/18)
Yards.....	443, vs. ECU (9/22/18)
Avg.....	49.2, vs. ECU (9/22/18)
Long.....	72, vs. ECU (9/22/18)
Inside 20.....	2, 2X, last vs. ECU (9/22/18)

## #42 K JAKE VIVONETTO (Stats from John Carroll)

Field Goals.....	3, vs. Muskingum (10/31/15)
Long Field Goal.....	43, vs. Mount Union (11/14/15)
Points.....	12, vs. Muskingum (10/31/15)
FG Streak.....	3, 2015

## DEFENSIVE BACKS

## #1 DB CHRIS BARR

Tackles.....	1, 2X, last vs. ECU (9/22/18)
TFL.....	0
Sacks.....	0
INT.....	0

## #7 DB MIKE HAMPTON

Tackles.....	4, vs. ECU (9/22/18)
TFL.....	0
Sacks.....	0
INT.....	1, vs. Elon (9/1/18)
PBU.....	4, vs. ECU (9/22/18)

## #14 DB VINCENT DAVIS

Tackles.....	5, at Illinois (9/15/18)
TFL.....	0
Sacks.....	0
INT.....	0
PBU.....	1, at Illinois (9/15/18)

## #18 DB JAYMON THOMAS

Tackles.....	11, vs. Elon (9/1/18)
TFL.....	2.0, 2x, last vs. South Carolina (12/29/16)
Sacks.....	1.0, 2x, last vs. South Carolina (12/29/16)
FR.....	1, 2x, last vs. South Carolina (12/29/16)
FF.....	1, 2x, last vs. South Carolina (12/29/16)
PBU.....	1, 4x, last at ECU (9/30/17)

## #19 DB RONNIE HOGGINS

Tackles.....	12, at Syracuse (9/17/16)
TFL.....	1.5, vs. Memphis (10/2/15)
INT.....	1, 7x, last vs. Georgia Tech (9/8/18)
PBU.....	2.3x, last vs. Texas Tech (12/23/17)
FR.....	1, at Syracuse (9/17/16)
FR.....	1, at SMU (11/19/16)

## #20 S BENTLEE SANDERS

Tackles.....	10, vs. Elon (9/1/18)
TFL.....	0.5, vs. Elon (9/1/18)
Sacks.....	0
INT.....	0
FF.....	1, vs. Georgia Tech (9/8/18)

## #22 DB MEKHI LaPOINTE

Tackles.....	3, vs. Georgia Tech (9/8/18)
TFL.....	0
Sacks.....	0
INT.....	0

## #23 DB MAZZI WILKINS

Tackles.....	7, vs. Temple (9/21/17)
TFL.....	1.0, at Illinois (9/15/18)
Sacks.....	0.5, vs. Temple (9/21/17)
INT.....	1, 3X, at ECU, 9/30/17
FR.....	1, at Illinois (9/15/18)
PBU.....	4, at ECU, 9/30/17

## #24 DB NICK ROBERTS

Tackles.....	8, vs. ECU (9/22/18)
TFL.....	0
Sacks.....	0
INT.....	1, vs. ECU (9/22/18)
PBU.....	1, vs. ECU (9/22/18)

## #25 DB EUGENE BOWMAN

Tackles.....	0
TFL.....	0
Sacks.....	0
INT.....	0

## #26 DB KEYON HELTON

Tackles.....	0
TFL.....	0
Sacks.....	0

## DEFENSIVE LINE

## #4 DE GREG REAVES

Tackles.....	9, vs. Houston (10/28/17)
Sacks.....	1, 5x, last vs. Tulsa (11/16/17)
TFL.....	2.5, 2X, last vs. Tulsa (11/16/17)
INT.....	0
FR.....	0

## #15 VINCENT JACKSON

Tackles.....	5, at Syracuse (9/17/16)
Sacks.....	0.5, vs. Temple (9/21/17)
INT.....	1, vs. Elon (9/1/18)
TFL.....	1.5, vs. Temple (9/21/17)
FF.....	0

## #51 DE STACY KIRBY

Tackles.....	0
Sacks.....	0
TFL.....	0
INT.....	0
FR.....	0

## #55 DE JOSH BLACK

Tackles.....	6, 2X, last vs. ECU (9/22/18)
Sacks.....	1.0, 5x, last vs. ECU (9/22/18)
TFL.....	1.5, 2X, last vs. ECU (9/22/18)
FF.....	1, vs. Towson (9/3/16)

## #56 JUWUAN BROWN

Tackles.....	4, at Syracuse (9/17/16)
Sacks.....	1.0, 4x, last vs. Tulsa (11/16/17)
TFL.....	1.0, 7x, last vs. Elon (9/1/18)
FF.....	1, vs. Cincinnati (10/14/17)
FR.....	1 (TD), vs. UCF (11/26/16)

## #90 DT KEVIN KEGLER

Tackles.....	5, vs. ECU (9/22/18)
TFL.....	1.5, at Illinois (9/15/18)
Sacks.....	1.5, at Illinois (9/15/18)
INT.....	0
FR.....	0

## #91 DT RASHAWN YATES

Tackles.....	2, 2X, last vs. Georgia Tech (9/8/18)
Sacks.....	1.0, vs. Elon (9/1/18)
TFL.....	1.5, vs. Elon (9/1/18)
INT.....	0
FR.....	0

## #93 DT TYRONE BARBER

Tackles.....	4, (2x) last at Illinois (9/15/18)
Sacks.....	1.0, at Illinois (9/15/18)
TFL.....	1.0, at Illinois (9/15/18)
INT.....	0
FR.....	0

## #94 DE KIRK LIVINGSTONE

Tackles.....	7, (2X), last at Illinois (9/15/18)
Sacks.....	1.0, 4x, last at Illinois (9/15/18)
TFL.....	2.5, (2X), last vs. Elon (9/1/18)
FF.....	1, vs. Elon (9/1/18)
PBU.....	1, at San Jose State (8/26/17)

## #96 DT KELVIN PINKNEY

Tackles.....	6, at San Jose State (8/26/17)
Sacks.....	1, vs. Cincinnati (10/14/17)
TFL.....	1.0, (2X), last at Illinois (9/15/18)
INT.....	0
FR.....	0
Blocked Kick.....	1 (PAT), at San Jose State (9/26/17)

## #99 KEVIN BRONSON

Tackles.....	7, vs. ECU (9/22/18)
Sacks.....	1.5, at ECU (11/7/15)
TFL.....	2.0, vs. Northern Illinois (9/10/16)
FF.....	1, at Florida State (9/12/15)
INT.....	1, at UConn (10/17/15)

## LINEBACKERS

## #2 DB KHALID MCGEE

Tackles.....	14, at Illinois (9/15/18)
TFL.....	2, (2X), last at UCF (11/24/17)
Sacks.....	1, vs. South Carolina (12/29/16)
INT.....	1, at Cincinnati (10/1/16)
FF.....	1, vs. Houston (10/28/17)
FR.....	2, vs. South Carolina (12/29/16)

## #11 LB DWAYNE BOYLES, JR.

Tackles.....	2, vs. Elon (9/1/18)
TFL.....	0.5, vs. ECU (9/22/18)
INT.....	0
PBU.....	1, vs. Elon (9/1/18)
FR.....	0

#30 LB JEFFREY FARRAR *(Stats from Mount SAC JC)*

Tackles.....	4, 3X, last at Orange Coast (10/1/16)
TFL.....	1, vs. Santa Monica (9/17/16)
INT.....	1, 3X, last at Ventura (9/10/16)
FR.....	0
PBU.....	3, at Ventura (9/10/16)

## #34 LB KIERSTON JOHNSON

Tackles.....	3, vs. ECU (9/22/18)
TFL.....	1, vs. Temple (9/21/17)
INT.....	1, vs. Illinois (9/15/17)
FR.....	0
PBU.....	1, vs. Illinois (9/15/17)

## #44 LB ANTONIO GRIER, JR.

Tackles.....	1, vs. ECU (9/22/18)
TFL.....	0
INT.....	0
FR.....	0

## #54 LB NICO SAWTELLE

Tackles.....	13, at Illinois (9/15/18)
TFL.....	2.5, vs. Elon (9/1/18)
Sacks.....	1.0, 3X, last at Illinois (9/15/18)
FR.....	1, 3X, last vs. Georgia Tech (9/8/18)
INT.....	1, 2X, last vs. Georgia Tech (9/8/18)

# USF INDIVIDUAL RECORD WATCH

## RECEPTIONS

### RECEPTIONS - SEASON

#### BY A TIGHT END

1.	Trevor Hypolite (Jr.).....	34 (390) .....	1997
	<b>Mitchell Wilcox (Jr.) .....</b>	<b>14 (182) .....</b>	<b>2018</b>

### RECEPTIONS - CAREER

RANK	NAME	RECEPTIONS	YEAR
1.	Andre Davis .....	153 (2,136) .....	2011-14
2.	Rodney Adams .....	135 (1,967) .....	2014-16
3.	Hugh Smith .....	131 (1,523) .....	1999-2002
4.	Huey Whittaker .....	117 (1,447) .....	2001-03
5.	Taurus Johnson .....	112 (1,434) .....	2005-08
6.	Dontavia Bogan .....	107 (1,534) .....	2007-10
	Jessie Hester .....	107 (1,226) .....	2005, 07-09
8.	Carlton Mitchell .....	105 (1,648) .....	2007-09
9.	Charlie Jackson .....	104 (1,373) .....	1997-2000
10.	DeAndrew Rubin .....	91 (1,306) .....	1999-2002
	<b>Tyre McCants.....</b>	<b>87 (1,441) .....</b>	<b>2015-present</b>

#### BY A TIGHT END

1.	Sean Price .....	75 (897) .....	2012-2015
2.	Cedric Hill .....	60 (774) .....	2005-08
3.	Mike McFarland .....	55 (643) .....	2011-14
4.	Trevor Hypolite .....	46 (535) .....	1997-98
	<b>Mitchell Wilcox.....</b>	<b>43 (618) .....</b>	<b>2016-present</b>

## RECEIVING YARDS

### RECEIVING YARDS - GAME

RANK	NAME	YARDS	OPPONENT	DATE
1.	Tyre McCants (Jr.) .....	227 (9) .....	at UCF .....	11/24/17
2.	Andre Davis (So.) .....	191 (12) .....	at Nevada .....	9/8/12
3.	Marquez Valdes-Scantling (Sr.) .....	186 (10) .....	vs. Houston .....	10/28/17
4.	Andre Davis (Sr.) .....	154 (6) .....	at Tulsa .....	10/18/14
5.	Marquez Valdes-Scantling (Sr.) .....	152 (6) .....	at UConn .....	11/4/17
6.	Clif Dell (Jr.) .....	149 (5) .....	vs. Kentucky Wesleyan .....	9/6/97
7.	Rodney Adams (Jr.) .....	147 (7) .....	vs. Temple .....	11/14/15
8.	DeAndrew Rubin (Jr.) .....	144 (11) .....	at Pittsburgh .....	9/8/01
9.	<b>Randall St. Felix (Fr.) .....</b>	<b>143 (7) .....</b>	<b>vs. Elon .....</b>	<b>9/2/18</b>
	Taurus Johnson (Sr.) .....	143 (6) .....	at UCF .....	9/6/08
	Chris Iskra .....	143 (6) .....	vs. Liberty .....	10/27/01

#### BY A TIGHT END

1.	Elkanah Dillion (Fr.) .....	126 (4) .....	vs. FAMU .....	9/5/15
2.	<b>Mitchell Wilcox (Jr.) .....</b>	<b>109 (10) .....</b>	<b>at Illinois .....</b>	<b>9/15/18</b>

### RECEIVING YARDS - SEASON

RANK	NAME	YARDS	YEAR
1.	Marquez Valdes-Scantling (Sr.) .....	879 (53) .....	2017
2.	Rodney Adams (Sr.) .....	822 (67) .....	2016
	Rodney Adams (Jr.) .....	822 (45) .....	2015
4.	Andre Davis (Jr.) .....	735 (49) .....	2013
5.	Carlton Mitchell (Jr.) .....	706 (40) .....	2009
6.	Tyre McCants (Jr.) .....	686 (36) .....	2017
7.	Dontavia Bogan (Sr.) .....	685 (47) .....	2010
8.	Hugh Smith (Sr.) .....	661 (62) .....	2002
9.	Andre Davis (Sr.) .....	594 (36) .....	2014
10.	Jessie Hester (Jr.) .....	579 (54) .....	2008

#### BY A TIGHT END

1.	Trevor Hypolite (Jr.) .....	390 (34) .....	1997
	<b>Mitchell Wilcox.....</b>	<b>182 (14) .....</b>	<b>2018</b>

### RECEIVING YARDS - CAREER

RANK	NAME	YARDS	YEAR
1.	Andre Davis .....	2,136 (153) .....	2011-14
2.	Rodney Adams .....	1,967 (135) .....	2014-16
3.	Carlton Mitchell .....	1,648 (105) .....	2007-09
4.	Dontavia Bogan .....	1,534 (107) .....	2007-10
5.	Hugh Smith .....	1,523 (131) .....	1999-2002
6.	Huey Whittaker .....	1,447 (117) .....	2001-03
7.	<b>Tyre McCants.....</b>	<b>1,441 (87) .....</b>	<b>2015-present</b>
8.	Taurus Johnson .....	1,434 (112) .....	2005-08

#### BY A TIGHT END

1.	Sean Price .....	897 (75) .....	2012-2015
2.	Cedric Hill .....	774 (60) .....	2005-08
3.	Mike McFarland .....	643 (55) .....	2011-14
4.	<b>Mitchell Wilcox.....</b>	<b>618 (43) .....</b>	<b>2016-present</b>
5.	Trevor Hypolite .....	535 (46) .....	1997-98

## RECEIVING TOUCHDOWNS

### RECEIVING TOUCHDOWNS - CAREER

RANK	NAME	TOUCHDOWNS	YEAR
1.	Andre Davis .....	17 .....	2011-14
2.	Rodney Adams .....	16 .....	2014-16
3.	<b>Tyre McCants.....</b>	<b>14 .....</b>	<b>2015-present</b>
	DeAndrew Rubin .....	14 .....	1999-2002



# THE LAST TIME - INDIVIDUAL

	USF	OPPONENT
	<b>RUSHING</b>	
Rushed at least 25 times:	Darius Tice (26), Houston, 10/28/17	D. Brewer (34), vs. Tulsa, 11/16/17
Rushed at least 30 times:	Marlon Mack (31), vs. UConn, 9/19/14	D. Brewer (34), vs. Tulsa, 11/16/17
Rushed for 100 yards:	Jordan Cronkrite (129), vs. ECU, 9/22/18	Mike Epstein (113), at Illinois, 9/15/18
Multiple players rushed for 100 yards:	Tice (141) & Flowers (138), at Tulane, 10/21/17	D. Cook (267) & J. Patrick (124), vs. FSU, 9/24/16
Rushed for 150 yards:	Marlon Mack (155) & Flowers (152), vs. UCF, 11/26/16	D. Brewer (163), vs. Tulsa, 11/16/17
Rushed for 200 yards:	Quinton Flowers (210), at Memphis, 11/12/16	R. Armstead (210), at Temple, 10/21/16
USF player rushed for 200 yards in consecutive games	Dyral McMillan (258), vs. New Haven, 11/6/99; (221), vs. Hofstra, 11/13/99	
Scored on a run of 50 yards or more:	Darius Tice (54), vs. Tulsa, 11/16/17	Stacey Bell (54), Stony Brook, 9/2/17
Scored on a run of 70 yards or more:	Jordan Cronkrite (80), vs. ECU 9/22/18	R. Armstead (76), at Temple, 10/21/16
	<b>PASSING</b>	
Player attempted 60+ passes:	Marquel Blackwell (61), at Memphis, 9/22/01	Troy Mitchell (66), vs. Western Carolina, 8/30/14
Player attempted 50-59 passes:	Matt Grothe (54), vs. Cincinnati, 11/3/07	Nic Shimonek (59), vs. Texas Tech, 12/23/17
Player attempted 40-49 passes:	Blake Barnett (40), at Illinois, 9/15/18	Mckenzie Milton (44), at UCF, 11/24/17
Player completed 30-39 passes:	B.J. Daniels (31), vs. Cincinnati, 10/22/11	Nic Shimonek (32), vs. Texas Tech, 12/23/17
Player completed 25-29 passes:	Mike White (26), at Houston, 10/31/13	Mckenzie Milton (29), at UCF, 11/24/17
Player passed for more than 400 yards:	Blake Barnett (411), at Illinois, 9/15/18	Nic Shimonek (416), vs. Texas Tech, 12/23/17
Player passed for more than 300 yards:	Blake Barnett (305), vs. Elon, 9/1/18	Mckenzie Milton (373), at UCF 11/24/17
Player threw five touchdowns:	Marquel Blackwell (5), at East Carolina, 10/19/02	Tyler Palko (5), vs. Pittsburgh, 12/4/04
Player threw four touchdowns:	Quinton Flowers (4), vs. Texas Tech, 12/23/17	Mckenzie Milton (4), at UCF, 11/24/17
Player threw three touchdowns:	Blake Barnett (3), vs. Elon, 9/1/18	Nic Shimonek (3), vs. Texas Tech, 12/23/17
Player threw a TD of 70 yards or more:	Quinton Flowers-Darnell Salomon (83), at UCF, 11/24/17	T. Marshall to C. Lynch (81), vs. Georgia Tech, 9/8/18
Player threw a TD of 60-70 yards or more:	Blake Barnett-Darnell Salomon (66), vs. ECU, 9/22/18	
Player threw a TD of 50-60 yards or more:	Quinton Flowers-T. McCants (54), vs. Stony Brook, 9/2/17	
	<b>RECEIVING</b>	
Player caught 10 passes:	Tyre McCants (10), vs. Georgia Tech, 9/8/18	Keke Coutee, vs. Texas Tech, 12/23/17
Player had 100 receiving yards:	Randall St. Felix (120), Mitchell Wilcox (209) at Illinois, 9/15/18	C. Lynch (111), vs. Georgia Tech, 9/8/18
USF player with three straight 100-yard games:	Andre Davis (113), vs. SMU, 11/26/13; (110) vs. Memphis, 11/16/13; (134), vs. Houston, 10/31/13	
	<b>TOTAL OFFENSE</b>	
Player had 600-plus yards:	Quinton Flowers (605), at UCF, 11/24/17	
Player had 400-600 yards:	Blake Barnett (428), at Illinois, 9/15/18	Mckenzie Milton (429), at UCF, 11/24/17
QB Had 100+ yards RUSHING & 400+ PASSING:	Quinton Flowers, 102 rush, 503 pass, at UCF, 11/24/17	
QB had 100+ yards RUSHING & 200-400 PASSING:	Quinton Flowers, 106 rush, 311 pass, vs. Texas Tech, 12/23/17	Will Worth, 129 rush, 299 pass, vs. Navy, 10/28/16
	<b>DEFENSE</b>	
Player intercepted three or more passes:	J.R. Reed (3), at Memphis, 11/29/03	Bobby McCain (3), vs. Memphis, 11/16/13
Player intercepted two or more passes:	Deatrick Nichols (2), vs. Temple, 9/21/17	Sean Davis (2), at Maryland, 9/19/15
Player recovered two or more fumbles:	Khalid McGee (2), vs. S.C. (Birmingham Bowl), 12/29/16	Jacob Martin (2), vs. Temple, 9/21/17
Player recorded four or more sacks:	George Selvie (4), vs. Elon, 9/1/07	Never
Player recorded three sacks:	Deadrin Senat (3), vs. Texas Tech, 12/23/17	Stephen Tulloch (3), vs. NC State, 12/31/05
Player recorded 15 or more tackles:	DeDe Lattimore (18), at Rutgers, 12/7/13	D. Spencer (15), at UCF, 11/26/15
Player returned an interception for a touchdown:	Auggie Sanchez (65), vs. Cincinnati, 10/14/17	Austin McDaniel (46), at Tulsa, 10/18/14
Player returned a fumble for a touchdown:	Juwuan Brown (22), vs. UCF, 11/26/16	Jacob Martin (44), vs. Temple, 9/21/17
Player recorded 4.0 tackles for loss or more:	Deadrin Senat (4.0), vs. Houston, 10/28/17	Juwuan Johnson (4.0), vs. Northern Illinois, 9/10/16
	<b>PUNTING</b>	
Player recorded four 50-yard punts:	Brandon Baker (4), at S.C., 9/18/04	Dane Roy (4), vs. Houston, 10/28/17
Player recorded a 60-yard punt:	Trent Schneider (72), vs. ECU, 9/22/18	Blake Hayes (62), at Illinois, 9/15/18
Player recorded two 60-yard punts:	Trent Schneider (72 & 67), vs. ECU, 9/22/18	NEVER
	<b>SCORING</b>	
Player scored at least four touchdowns:	Marlon Mack (4), vs. Western Carolina, 8/30/14	Will Worth (4), vs. Navy, 10/28/16
Player scored at least three touchdowns:	Quinton Flowers (3), vs. S.C. (Birmingham Bowl), 12/29/16	T. Oliver (3), vs. Georgia Tech, 9/8/17
Player caught at least two touchdown passes:	Darnell Salomon (2), at Illinois, 9/15/18	Tre'Quan Smith (2), vs. UCF, 11/26/16
Player rushed for at least three touchdowns:	Quinton Flowers (3), vs. S.C. (Birmingham Bowl), 12/29/16	T. Oliver (3), vs. Georgia Tech, 9/8/18
Player kicked (made) four+ field goals:	Emilio Nadelman (4), vs. Cincinnati, 10/14/17	Chase McLaughlin (4), at Illinois, 9/15/18
Player kicked (made) three field goals:	Emilio Nadelman (3), at UConn, 11/4/17	Aaron Boumerhi, at Temple, 10/21/16
Player returned a kickoff for a touchdown:	Terrence Horne (98, 97), vs. Georgia Tech, 9/8/18	Mike Hughes (95), at UCF, 11/24/17
Player returned a punt for a touchdown:	D'Ernest Johnson (83), at Syracuse, 9/17/16	Trent Guy (60), vs. Louisville, 11/21/09
Player returned an interception for a touchdown:	Auggie Sanchez (43), at ECU 9/30/17	Austin McDaniel (46), at Tulsa, 10/18/14
Player returned a fumble for a touchdown:	Juwuan Brown (22), vs. UCF, 11/26/16	Jacob Martin (44), vs. Temple, 9/21/17
Player returned a fumble in the end zone for a touchdown:	Jake Sims, vs. Rutgers, 11/3/10	Jimmy Gaines, vs. Miami, 9/28/13
Player returned (or recovered) a blocked punt for a touchdown:	Andre Davis (11), vs. Florida A&M, 9/17/11	A. Contressa, vs. Stony Brook, 9/2/17
Player returned a blocked field goal attempt for a touchdown:	Nate Godwin (75), vs. Cincinnati, 10/5/13	Rod Davis (61), vs. Southern Miss, 10/25/03
Player scored on a two-point conversion attempt:	Randall St. Felix from Blake Barnett, at Illinois, 9/15/18	Mike Dudek, pass from Jeff George Jr., Illinois, 9/15/17

# THE LAST TIME - TEAM

	USF	OPPONENT
	RUSHING	
Team had 400-499 yards:	416, at Memphis, 11/12/16	419, Georgia Tech, 9/8/18
Team had 300-399 yards:	378, at Tulane, 10/21/17	317, Navy, 10/18/16
Team had 200-299 yards:	215, at Illinois, 9/15/18	212, at Illinois, 9/15/18
Had 51-100 yards:	62, at Navy, 10/31/15	95, Cincinnati, 10/14/17
Had less than 50 yards:	5, vs. UCF, 11/28/14	-4, Temple, 9/21/17
Team had 70 or more attempts:	74, at San Jose State, 8/26/17	
Team had 60 or more attempts:	63, Temple, 9/21/17	69, at Navy, 10/31/15
Team had 50-59 attempts:	55, at Tulane, 10/28/17	57, vs. Georgia Tech, 9/8/18
Team had fewer than 25 attempts:	24, at Navy, 10/31/15	15, Illinois, 9/15/17
Team had five or more rushing touchdowns:	5, at ECU 9/30/17	6, Navy, 10/28/16
Team had at least three rushing touchdowns:	3, vs. Georgia Tech, 9/8/18	3, Georgia Tech, 9/8/18
Team had 0 rushing touchdowns:	at East Carolina, 11/7/15	Temple, 9/21/17
	PASSING	
Had 500+ yards passing:	503, at UCF, 11/24/17	
Had 400-499 yards passing:	411, at Illinois, 9/15/18	416, vs. Texas Tech, 12/13/17
Had 300-399 yards passing:	367, vs. Elon, 9/1/18	373, at UCF, 11/24/17
Had less than 100 yards passing:	96, Temple, 9/21/17	89, Temple, 9/21/17
Team had less than 50 yards passing:	Never, (record-low 60 vs. James Madison, 9/16/00)	42, Elon, 9/1/18
Had 50 or more attempts:	50, vs. Ball State, 9/10/11	50, vs. ECU 9/22/18
Had 40-49 attempts:	40, at Illinois, 9/15/18	44, at UCF, 11/24/17
Had less than 20 attempts:	15, at SMU, 11/19/16	18, vs. Georgia Tech, 9/8/18
Had less than 10 attempts:	Never (record-low 10 vs. Louisville, 9/24/05)	9, at Navy, 10/31/15
Had 30 or more completions:	31, vs. Cincinnati, 10/22/11	32, vs. Texas Tech 12/23/17
Had less than 10 completions:	8, Temple, 9/21/17	9, vs. Georgia Tech, 9/8/18
Team had less than five completions:	3, at Louisville, 10/22/04	3, at Navy, 10/31/15
Had five touchdown passes:	vs. Cincinnati, 11/20/15	Pittsburgh, 12/4/04
Had four touchdown passes:	vs. Texas Tech 12/23/17	at UCF, 11/24/17
Had zero touchdown passes:	Houston, 10/21/17	ECU, 9/22/18
Had five passes intercepted:	vs. UAB, 11/22/03	at Syracuse, 10/3/09
Had four passes intercepted:	vs. Memphis, 11/16/13	Temple, 9/21/17
Had three passes intercepted:	vs. Pittsburgh, 12/1/12	Illinois, 9/15/17
Did not throw an interception:	vs. ECU 9/22/18	at Illinois, 9/15/18
	TOTAL OFFENSE	
Had 700 or more yards:	745, vs. Florida A&M, 9/17/11	Never
Had 600 or more yards:	626, at Illinois, 9/15/18	602, vs. Georgia Tech, 9/8/18
Had 500 or more yards:	515, vs. Elon 9/1/18	549, vs. Texas Tech 12/23/17
Had 200 yards or less:	200, vs. UCF, 11/28/14	182, Florida A&M, 9/5/15
Had 100 yards or less:	Never	85, vs. Temple 9/21/17
Ran 100 or more plays:	101, at San Jose State, 8/26/17	
Ran 90 or more plays:	94, vs. Texas Tech 12/23/17	96, vs. ECU, 9/22/18
Ran 85 or more plays:	93, Houston, 10/28/17	88, at San Jose State, 8/26/17
Ran 55 or fewer plays:	52, vs. ECU, 9/22/18	55, Illinois, 9/15/17
	SCORING	
Scored 80 or more points:	80, vs. Kentucky Wesleyan, 9/6/97	Never
Scored 70-79 points:	70, vs. Florida A&M, 9/17/11	Never
Scored 60-69 points:	61, at ECU 9/30/17 (Road game Record)	Never
Scored 50-59 points:	52, vs. Navy, 10/28/16	55, Florida State, 9/24/16
Scored 40-49 points:	49, vs. Georgia Tech, 9/8/18	49, at UCF, 11/24/17
Scored less than 10 points:	0, vs. UCF, 11/28/14	3, Cincinnati, 10/14/17
Failed to score points:	0, vs. UCF, 11/28/14	0, Charleston Southern, 9/19/09
Won by 45 points or more:	48, vs. Florida A&M, 9/5/15	Never
Won by 30-44 points:	30, Cincinnati, 10/14/17	32, vs. NC State, 9/13/14
Won by 20-29 points:	20, vs. Elon, 9/1/18	20, vs. Florida State, 9/24/16
Scored on the first drive of the game:	TD, vs. Elon 9/1/18	TD, vs. ECU 9/22/18
Scoring drive of 15 or more plays:	16 (TD), vs. Elon, 9/1/18	16 (FG), vs. ECU, 9/22/18
Recorded a safety:	at East Carolina, 11/7/15	at Temple, 10/21/16
Scored on a blocked field goal attempt:	Nate Godwin (75), vs. Cincinnati, 10/5/13	A. Contressa, Stony Brook, 9/2/17
Scored on a blocked PAT attempt:		Nate Hobbs, Illinois, 9/15/17
Scored a 2-point conversion	at Illinois (Barnett to St. Felix pass), 9/15/18	Illinois, 9/15/17

# THE LAST TIME - TEAM

	USF	OPPONENT
	TURNOVERS	
Team lost five or more turnovers:	vs. Memphis, 11/16/13	(6) vs. Temple, 9/21/17
Team lost four turnovers:	vs. UConn, 10/15/16	(6) vs. Temple, 9/21/17
Team lost three fumbles:	at Syracuse, 10/3/09	vs. S.C. (Birmingham Bowl), 12/29/16
Threw four or more interceptions:	4, vs. Memphis, 11/16/13	(4) vs. Temple, 9/21/17
Team did not commit a turnover:	vs. Elon, 9/1/18	vs. Tulsa, 11/16/17
Team recovered an on-side kick:	at Pittsburgh, 9/8/01	vs. UCF, 11/26/16
Lost a game and did not commit a turnover:	vs. Houston, 10/28/17	vs. Tulsa, 11/16/17
	DEFENSE	
Team recorded seven sacks:	vs. UConn, 10/15/11	at Rutgers, 11/12/09
Team recorded six sacks:	vs. Chattanooga, 9/1/12	vs. ECU, 9/22/18
Team recorded five sacks:	at Illinois, 9/15/18	at Temple, 10/21/16
Team recorded 10 or more tackles for loss	11.0, at Illinois, 9/15/18	12.0, vs. Houston, 10/28/17
Team recorded five or more pass break-ups:	8, vs. ECU, 9/22/18	6, at Illinois, 9/15/18
	SPECIAL TEAMS	
Returned a punt for a touchdown:	at Syracuse, 9/17/16	vs. Louisville, 11/21/09
Returned a blocked punt for a touchdown:	vs. Florida A&M, 9/17/11	vs. Stony Brook, 9/2/17
Returned a kickoff for a touchdown:	(2) vs. Georgia Tech, 9/8/18	vs. West Virginia, 12/1/11
Blocked a punt:	vs. Florida State, 9/29/12	vs. Tulsa, 11/16/17
Punted 10 or more times:	12, at San Jose State, 8/26/17	10, Temple, 9/21/17
Did not record a punt:	vs. Charleston Southern, 9/19/09	at Pittsburgh, 10/24/09
Blocked a field goal:	at Tulsa, 10/18/14	at Tulane, 10/21/17
Blocked a PAT:	at San Jose State, 8/26/17	vs. ECU, 9/22/18
Team recovered an on-side kick:	at Pittsburgh, 9/8/01	vs. UCF, 11/26/16
Made five or more field goals:	5, vs. Temple, 9/21/17	Never
Made four or more field goals:	4, vs. Cincinnati, 10/14/17	4, at Illinois, 9/15/18
	MISCELLANEOUS	
Had 30 or more first downs:	31, at Illinois, 9/15/18	32, at UCF, 11/24/17
Had 10 or fewer first downs:	9, vs. ECU, 9/22/18	6, Temple, 9/21/17
Had 15 or more penalties:	16, Illinois, 9/15/17	15, Illinois, 9/15/17
Had no penalties:	Never	Never
Had 100 or more penalty yards:	124, at Illinois, 9/15/18	107, vs. Texas Tech, 12/23/17
Had less than 25 penalty yards:	21, at Cincinnati, 10/1/16	10, vs. ECU, 9/22/18
Had 35 minutes or more of possession time:	38:17, Illinois, 9/15/17	38:10, vs. ECU, 9/22/18





## SCORING BY QUARTERS

	1	2	3	4	OT	F
ELON	0	0	7	7	-	14
USF	7	17	7	3	-	34

Attendance: 31,217 Time: 3:00

## First Quarter

USF - St. Felix 40-yd pass from Barnett (Vivonetto kick), 8:33  
Drive: 5 plays, 70 yards (1:15)  
(USF 7, Elon 0)

## Second Quarter

USF - Vivonetto 33-yd field goal  
Drive: 8 plays, 68 yards (1:53)  
(USF 10, Elon 0)

USF - McCants 16-yd pass from Barnett (Vivonetto kick), 10:25  
Drive: 2 plays, 25 yards (0:24)  
(USF 17, Elon 0)

USF - Wilcox 14-yd pass from Barnett (Vivonetto kick), 5:35  
Drive: 8 plays, 80 yards (2:39)  
(USF 24, Elon 0)

## Third Quarter

USF - Barnett 2-yd run (Vivonetto kick), 8:47  
Drive: 16 plays, 86 yards (6:13)  
(USF 31, Elon 0)

ELON - Green 12-yd run (Davis kick), 1:07  
Drive: 5 plays, 60 yards (2:29)  
(USF 31, Elon 7)

## Fourth Quarter

ELON - Cyphers 2-yd run (Davis kick), 13:12  
Drive: 6 plays, 51 yards (2:03)  
(USF 31, Elon 14)

USF - Vivonetto 41-yd field goal (5:57)  
Drive: 9 plays, 42 yards (2:47)  
(USF 34, Elon 14)

Team Statistics	ELON	USF
First Downs	16	27
Rushes-Yards	49-192	38-148
Passing Yards	42	367
Comp-Att-Int	6-12-2	29-46-0
Total Yards	234	515
Punts-Avg.	7-45.6	4-36.8
Punt Returns	1-1	3-37
Kickoff Returns	5-103	3-44
Interception Returns	0-0	2-21
Penalties-Yards	6-40	7-55
Fumbles-Lost	1-0	0-0
Sacks By	2-9	3-17
3rd Down Conversions	4-13	11-19
4th Down Conversions	0-0	2-2
Time of Possession	33:12	26:48

## GAME 1: USF 34, ELON 14

RAYMOND JAMES STADIUM • TAMPA, FLA.

SEPT. 1, 2018 • 6 P.M. • ESPN3

USF 1-0 • ELON 0-1

**TAMPA** - Blake Barnett turned in the top scoring debut by a USF quarterback, throwing for three touchdowns and 305 yards and finding the end zone once with his feet in the Bulls' 34-14 win over Elon in Saturday's season opener.

Barnett threw all three of his TD passes in the first half, finishing 24 of 34 through the air in less than three quarters of action in front of a crowd of 31,217 at Raymond James Stadium. USF posted 515 yards of offense, its third straight game with 500-plus yards and the seventh game accomplishing the feat in the past 13 outings under coordinator Sterlin Gilbert. Barnett started the second half with a 2-yard touchdown run on fourth-and-goal to post his fourth score, a new USF record for a QB in his debut, as the Bulls rolled to a 31-0 advantage.

Defensively, Tampa's own Vincent Jackson and Mike Hampton intercepted passes while the Bulls racked up 12 tackles for loss and limited Elon to 42 passing yards. Seniors Jaymon Thomas and Khalid McGee (Miami) both set new career highs with 11 tackles apiece. Redshirt freshman safety Bentlee Sanders (Tampa) started and finished with 10 tackles.

## KEY NOTES

- USF improved to 17-5 all-time in season openers and won its fifth straight season opener. The Bulls are now 15-1 in season openers played at home.
- USF added to its most successful run in program history (30-9 since 2015). The Bulls are 29-6 in the past 35 games.

## Quotable:

"It's good for his confidence and good for the whole team. Tonight is just a start."

- Head coach Charlie Strong on the performance of Blake Barnett and the Bulls

ELON					
<b>Rushing</b>	<b>Att</b>	<b>Yds</b>	<b>TD</b>	<b>Lg</b>	
J. Thomas	9	87	0	25	
M. Summers	15	62	0	22	
B. Cyphers	9	33	1	12	
D. McNair	7	13	0	4	
J. Greene	4	7	1	12	
D. Cheek	5	-10	0	4	
<b>Passing</b>	<b>Att</b>	<b>Cmp</b>	<b>Yds</b>	<b>TD</b>	<b>Int</b>
D. Cheek	11	5	45	0	2
J. Greene	1	1	-3	0	0
<b>Receiving</b>	<b>No</b>	<b>Yds</b>	<b>TD</b>	<b>Lg</b>	
K. Weeks	2	24	0	14	
M. Foster	1	7	0	7	
C. Taylor	1	7	0	7	
C. Joyner	1	7	0	7	
B. Daughtry	1	-3	0	0	
<b>Punting</b>	<b>No</b>	<b>Yds</b>	<b>Avg</b>	<b>Lg</b>	
H. Stephenson	7	319	45.6	56	
<b>Punt Returns</b>	<b>No</b>	<b>Yds</b>	<b>Lg</b>		
K. Weeks	1	1	1		
<b>Kickoff Returns</b>	<b>No</b>	<b>Yds</b>	<b>Lg</b>		
D. Everett	1	17	17		
S. Wingard	1	28	28		
T. Campbell	3	58	30		

## Defensive Leaders

Total Tackles: 9 - W. Messer.

Tackles for Loss: 2.0 - J. Malone.

Sacks: 1.0 - R. Whitehead, E. Borders.

Interceptions: None.

PAT Blocks None.

USF						
Rushing	Att	Yds	TD	Lg		
Johnny Ford	8	43	0	8		
Elijah Mack	10	33	0	10		
Blake Barnett	8	31	1	18		
Trevon Sands	5	22	0	14		
Chris Oladokun	3	13	0	14		
Dave Small	2	4	0	5		
Jernard Phillips	1	2	0	2		
Brett Kean	1	0	0	0		
Passing	Att	Cmp	Yds	TD	Int	Lg
Blake Barnett	34	24	305	3	0	52
Brett Kean	7	3	37	0	0	15
Chris Oladokun	5	2	25	0	0	21
Receiving	No	Yds	TD	Lg		
Randall St. Felix	7	143	1	52		
Tyre McCants	6	26	1	16		
Mitchell Wilcox	4	45	1	14		
Darnell Salomon	3	77	0	50		
Stanley Clerveaux	3	19	0	7		
Jernard Phillips	2	28	0	15		
Ryeshene Bronson	2	16	0	8		
Zion Roland	1	9	0	9		
Terrence Horne	1	4	0	4		
Punting	No	Yds	Avg	Lg		
Trent Schneider	4	147	36.8	49		
Punt Returns	No	Yds	Lg			
Tyre McCants	2	26	19			
Johnny Ford	1	11	11			
Kickoff Returns	No	Yds	Lg			
Johnny Ford	1	15	15			
Terrence Horne	1	18	18			
Deangelo Antoine	1	11	11			

## Defensive Leaders

Total Tackles: 11 - Jaymon Thomas, Khalid McGee.

Tackles for Loss: 2.5 - Kirk Livingstone

Sacks: 1.0 - Kirk Livingstone, Nico Sawtelle, Rashawn Yates.

Interceptions: 1 - Mike Hampton, Vincent Jackson.

PAT Blocks None.



## SCORING BY QUARTERS

	1	2	3	4	OT	F
GA. TECH	17	0	14	7	-	38
USF	14	7	7	21	-	49

Attendance: 34,182 Time: 3:24

### First Quarter

TECH - King 35-yd field goal, 7:35  
Drive: 9 plays, 40 yards (6:32)  
(GA. TECH 3, USF 0)

USF - Horne 98-yd kickoff return (Weiss kick), 7:23  
(USF 7, GA. TECH 3)

TECH - Marshall 45-yd run (King kick), 4:52  
Drive: 5 plays, 75 yards (2:31)  
(GA. TECH 10, USF 7)

USF - Horne 97-yd kickoff return (Weiss kick), 4:38  
(USF 14, GA. TECH 10)

TECH - Lynch 81-yd pass from Marshall (King kick), 4:21  
Drive: 1 play, 81 yards (0:17)  
(GA. TECH 17, USF 14)

### Second Quarter

USF - Salomon 18-yd pass from Barnett (Weiss kick), 10:10  
Drive: 11 plays, 69 yards (4:10)  
(USF 21, GA. TECH 17)

### Third Quarter

TECH - Oliver 5-yd run (King kick), 11:24  
Drive: 7 plays, 69 yards (3:36)  
(GA. TECH 24, USF 21)

USF - Bell 14-yd run (Weiss kick), 8:53  
Drive: 7 plays, 74 yards (2:31)  
(USF 28, GA. TECH 24)

TECH - Oliver 1-yd run (King kick), 4:22  
Drive: 9 plays, 75 yards (3:31)  
(GA. TECH 31, USF 28)

### Fourth Quarter

TECH - Oliver 1-yd run (King kick), 14:15  
Drive: 7 plays, 74 yards (3:12)  
(GA. TECH 38, USF 28)

USF - Horne 3-yd pass from Barnett (Weiss kick), 12:11  
Drive: 8 plays, 76 yards (2:04)  
(GA. TECH 38, USF 35)

USF - Barnett 19-yd run (Weiss kick), 5:08  
Drive: 10 plays, 88 yards (2:39)  
(USF 42, GA. TECH 38)

USF - Barnett 5-yd run (Weiss kick), 2:13  
Drive: 5 plays, 18 yards (1:34)  
(USF 49, GA. TECH 38)

Team Statistics	TECH	USF
First Downs	27	29
Rushes-Yards	57-419	43-219
Passing Yards	183	207
Comp-Att-Int	9-18-2	21-31-1
Total Yards	602	426
Punts-Avg.	2-36.0	3-38.7
Punt Returns	1-11-0	1-0-0
Kickoff Returns	6-134-0	6-266-2
Interception Returns	1-0-0	2-24-0
Penalties-Yards	8-80	5-36
Fumbles-Lost	1-1	0-0
Sacks By	2-10	2-10
3rd Down Conversions	3-12	6-11
4th Down Conversions	2-3	1-2
Time of Possession	35:32	24:28

# GAME 2: USF 49, GEORGIA TECH 38

RAYMOND JAMES STADIUM • TAMPA, FLA.

SEPT. 8, 2018 • NOON • ABC/ESPN2

USF 2-1 • GEORGIA TECH 1-1

**TAMPA** - USF used a 21-point outburst to rally back from a 10-point deficit in the fourth quarter and post a 49-38 victory over ACC foe Georgia Tech Saturday before a nationally televised crowd of 34,182 at Raymond James Stadium.

Blake Barnett led the comeback with two fourth-quarter rushing touchdowns and used his feet to produce the go-ahead score from 19 yards out with 5:08 to play. Barnett helped seal the victory with a 5-yard touchdown run with just over two minutes remaining and his second straight four-score game included a pair of touchdown passes.

USF (2-0) secured its fourth straight victory over a Power Five conference foe after freshman Terrence Horne Jr. tied an NCAA game record and set new USF and American Athletic Conference marks with two kickoff returns for touchdowns on consecutive returns of 98 and 97 yards. Horne set a new USF game record with 264 kickoff return yards. He added his third touchdown of the day when his 3-yard touchdown reception ignited the Bulls' rally early in the fourth quarter.

Linebacker Nico Sawtelle also played a pivotal role in the comeback, recovering a fumble at the USF 12 with the Bulls trailing, 38-35, and intercepting a pass late in the game to protect a 42-38 lead.

## KEY NOTES

- Horne tied an NCAA record and set USF and American Conference marks with two touchdown returns on kickoffs (98 and 97 yards). His 264 yards on kickoff returns set a new USF and conference records.
- Barnett accounted for 4 TD on the day, passing for 207 yards and 2 TD and running for 86 yards and 2 TD.
- Tyre McCants posted the third 100-yard receiving game of his career, grabbing a career-best 10 catches for 104 yards.
- The Bulls collected three turnovers, getting interceptions from Ronnie Hoggins and Nico Sawtelle and a fumble recovery from Sawtelle.

## QUOTABLE:

"This is a special team. For us to come together and play as well as we played against a really good football team, and a very unique football team — that's what was special about this game today."

GEORGIA TECH						
Rushing	Att	Yds	TD	Lg		
T. Marshall	13	113	1	45		
T. Oliver	18	97	3	15		
J. Mason	13	95	0	46		
Q. Searcy	3	52	0	28		
K. Benson	5	41	0	16		
N. Cottrell	4	20	0	8		
J. Howard	1	1	0	1		
Passing	Att	Cmp	Yds	TD	Int	Lg
T. Marshall	18	9	183	1	2	81
Receiving	No	Yds	TD	Lg		
C. Lynch	3	111	1	81		
Q. Searcy	2	39	0	21		
M. Carter	1	13	0	13		
J. Camp	1	8	0	8		
B. Stewart	1	6	0	6		
N. Cottrell	1	6	0	6		
Punting	No	Yds	Avg	Lg		
P. Harvin III	2	72	36.0	62		
Punt Returns	No	Yds	Lg			
B. Stewart	1	11	11			
Kickoff Returns	No	Yds	Lg			
J. Thomas	6	134	38			
Defensive Leaders						
Total Tackles: 7 - A. Kerr, M. Rivera						
Tackles for Loss: 3.0 - Cerge-Henderson						
Sacks: 2.0 - Cerge-Henderson						
Interceptions: 1 - T. Carpenter						
PAT Blocks - None						

USF						
Rushing	Att	Yds	TD	Lg		
Blake Barnett	15	86	2	22		
Duran Bell Jr.	12	69	1	16		
Jordan Cronkrite	9	39	0	14		
Trevon Sands	4	11	0	4		
Terrence Horne Jr.	2	8	0	7		
Tyre McCants	1	6	0	6		
Passing	Att	Cmp	Yds	TD	Int	Lg
Blake Barnett	31	21	202	2	1	24
Receiving	No	Yds	TD	Lg		
Tyre McCants	10	104	0	24		
Darnell Salomon	3	37	1	18		
Randall St. Felix	3	23	0	13		
Mitchell Wilcox	2	28	0	15		
Terrence Horne Jr.	2	11	1	8		
Jordan Cronkrite	1	4	0	4		
Punting	No	Yds	Avg	Lg		
Trent Schneider	3	116	38.7	44		
Punt Returns	No	Yds	Lg			
Tyre McCants	1	0	0			
Kickoff Returns	No	Yds	Lg			
Terrence Horne	5	264	98			
Darrien Grant	1	2	2			
Defensive Leaders						
Total Tackles: 10 - Ronnie Hoggins						
Tackles for Loss: 1.5 - Josh Black, Kevin Bronson						
Sacks: 1.0 - Kevin Kegler, Josh Black						
Interceptions: 1 - Ronnie Hoggins, Nico Sawtelle						
PAT Blocks - None						



## SCORING BY QUARTERS

	1	2	3	4	OT	F
USF	7	0	0	18	-	25
ILLINOIS	10	6	3	0	-	19

Attendance: 21,725 Time: 3:28

### First Quarter

**ILLINOIS** - Epstein 43-yd run (McLaughlin kick), 10:54  
Drive: 3 plays, 80 yards (0:54)  
(Illinois 7, USF 0)

**USF** - Cronkrite 3-yd run (Weiss kick), 7:52  
Drive: 11 plays, 75 yards (3:02)  
(USF 7, Illinois 7)

**ILLINOIS** - McLaughlin 26-yd field goal, 3:35  
Drive: 9 plays, 57 yards (4:17)  
(Illinois 10, USF 7)

### Second Quarter

**ILLINOIS** - McLaughlin 46-yd field goal, 11:48  
Drive: 8 plays, 32 yards (2:43)  
(Illinois 13, USF 7)

**ILLINOIS** - McLaughlin 53-yd field goal, 0:00  
Drive: 2 plays, 11 yards (0:07)  
(Illinois 16, USF 7)

### Third Quarter

**ILLINOIS** - McLaughlin 41-yd field goal, 2:56  
Drive: 10 plays, 53 yards (4:43)  
(Illinois 19, USF 7)

### Fourth Quarter

**USF** - Salomon 14-yd pass from Barnett (Weiss kick), 14:53  
Drive: 11 plays, 75 yards (3:03)  
(Illinois 19, USF 14)

**USF** - Weiss 26-yd field goal, 7:47  
Drive: 6 plays, 71 yards (2:08)  
(Illinois 19, USF 17)

**USF** - Salomon 50-yd pass from Barnett (St. Felix pass from Barnett), 2:24  
Drive: 6 plays, 85 yards (1:17)  
(USF 25, Illinois 19)

Team Statistics	USF	ILL.
First Downs	31	21
Rushes-Yards	44-215	48-212
Passing Yards	411	168
Comp-Att-Int	23-40-2	20-31-0
Total Yards	626	380
Punts-Avg.	5-36.2	7-46.0
Punt Returns	3-12-0	0-0-0
Kickoff Returns	0-0-0	1-23-0
Interception Returns	0-0-0	2-34-0
Penalties-Yards	14-124	6-65
Fumbles-Lost	1-0	2-1
Sacks By	5-34	1-7
3rd Down Conversions	4-13	5-18
4th Down Conversions	1-1	1-1
Time of Possession	27:20	32:40

# GAME 3: USF 25, ILLINOIS 19

SOLDIER FIELD • CHICAGO

SEPT. 15, 2018 • 3:30 P.M. • BIG TEN NETWORK

USF 3-0 • ILLINOIS 2-1

**CHICAGO** — USF erased a 12-point fourth quarter deficit with 18 unanswered points and extended its winning streak against Power Five foes to five straight with a 25-19 victory over Illinois at Soldier Field.

Darnell Salomon completed the comeback with a 50-yard touchdown catch on a pass from Blake Barnett with 2:24 remaining after starting the fourth quarter with a 14-yard touchdown reception. USF's defense came up huge with three sacks on the final drive of the game and didn't allow a touchdown for the final 55 minutes.

Barnett threw both his touchdown passes to Salomon in the fourth quarter, completing 23 of 40 attempts for 411 yards, good for the second-best performance in the USF single-game record book. Salomon finished with five catches for 95 yards as the Bulls came from behind in the fourth quarter for the second straight week.

## KEY NOTES

- Mitchell Wilcox set a new USF game record for a tight end with eight catches for 109 yards, both career highs.
- Jordan Cronkrite rushed for a career-high 136 yards and a touchdown on 22 carries to help the Bulls register their fourth 600-plus yard outing under offensive coordinator Sterlin Gilbert.
- Three receivers eclipsed 95 yards and two posted 100-yard days. Randall St. Felix had his second 100-yard game of the year with six catches for 120.
- Khalid McGee led USF with a career-best 14 tackles while Nico Sawtelle added 13 and a team best 2.0 TFL and a sack.
- USF posted 626 yards, out-gaining Illinois (380) by 246 yards and posting 10 more first downs (31-21). However, the Bulls committed 14 penalties for 124 yards and lost the turnover battle, 2-1.

## Quotable:

"We're a better football team than what we showed today, but we come out with a win. At the end of the day, you want to make sure you win the game."

- Head coach Charlie Strong

USF						
Rushing	Att	Yds	TD	Lg		
Jordan Cronkrite	22	136	1	24		
Tyre McCants	4	28	0	13		
Blake Barnett	10	17	0	9		
Elijah Mack	4	16	0	5		
Dave Small	2	12	0	7		
Terrence Horne Jr.	1	4	0	4		
Trevon Sands	1	2	0	2		
Passing	Att	Cmp	Yds	TD	Int	Lg
Blake Barnett	40	23	411	2	2	55
Receiving	No	Yds	TD	Lg		
Mitchell Wilcox	8	109	0	20		
Randall St. Felix	6	120	0	55		
Darnell Salomon	5	95	2	50		
Tyre McCants	3	77	0	34		
Stanley Clerveaux	1	10	0	10		
Punting	No	Yds	Avg	Lg		
Jake Stone	3	112	37.3	41		
Trent Schneider	2	69	34.5	38		
Punt Returns	No	Yds	Lg			
Tyre McCants	3	12	18			
Kickoff Returns	No	Yds	Lg			
None						
Defensive Leaders						
Total Tackles: 14 - Khalid McGee						
Tackles for Loss: 2.0 - Nico Sawtelle						
Sacks: 1.5 - Kevin Kegler						
Interceptions: None						
PAT Blocks - None						

ILLINOIS						
Rushing	Att	Yds	TD	Lg		
Mike Epstein	19	113	1	43		
Reggie Corbin	12	98	0	32		
RaVon Bonner	4	19	0	7		
Dominic Stampley	1	7	0	7		
M.J. Rivers	11	-12	0	10		
Team	1	-13	0	0		
Passing	Att	Cmp	Yds	TD	Int	Lg
M.J. Rivers	29	20	168	0	0	32
Team	2	0	0	0	0	0
Receiving	No	Yds	TD	Lg		
Mike Epstein	5	56	0	32		
Ricky Smalling	4	40	0	20		
Daniel Barker	4	30	0	11		
Reggie Corbin	3	7	0	14		
Trenard Davis	2	19	0	10		
Sam Mays	1	13	0	13		
Carlos Sandy	1	3	0	3		
Punting	No	Yds	Avg	Lg		
Blake Hayes	7	322	46.0	62		
Punt Returns	No	Yds	Lg			
None						
Kickoff Returns	No	Yds	Lg			
Carlos Sandy	1	23	23			
Defensive Leaders						
Total Tackles: 8 - Jake Hansen, DelShawn Phillips						
Tackles for Loss: 1.0 - Tony Adams, Jamal Woods, Dele Harding, Tymir Oliver						
Sacks: 1.0 - Dele Harding						
Interceptions: 1 - DelShawn Phillips, Jartavius Martin						
PAT Blocks - None						





## SCORING BY QUARTERS

	1	2	3	4	OT	F
ECU	7	3	3	0	-	13
USF	6	7	0	7	-	20

Attendance: 34,562 Time: 3:00

## First Quarter

ECU - Ahlers 2-yd run (Verity kick), 11:08  
Drive: 9 plays, 82 yards (3:52)  
(ECU 7, USF 0)

USF - Barnett 2-yd run (Weiss kick blocked), 3:33

Drive: 9 plays, 68 yards (3:34)  
(ECU 7, USF 6)

## Second Quarter

USF - Salomon 66-yd pass from Barnett (Weiss kick), 13:46  
Drive: 3 plays, 81 yards (1:03)  
(USF 13, ECU 7)

## Third Quarter

ECU - Verity 24-yd field goal, 9:58  
Drive: 9 plays, 33 yards (4:47)  
(USF 13, ECU 13)

## Fourth Quarter

USF - Cronkrite 80-yd run (Weiss kick), 10:13  
Drive: 3 plays, 95 yards (1:01)  
(USF 20, ECU 13)

Team Statistics	ECU	USF
First Downs	24	9
Rushes-Yards	46-156	32-115
Passing Yards	256	181
Comp-Att-Int	22-50-1	12-20-0
Total Yards	412	296
Punts-Avg.	8-30.5	9-49.2
Punt Returns	3-22-0	0-0-0
Kickoff Returns	4-72-0	1-20-0
Interception Returns	0-0-0	1-0-0
Penalties-Yards	2-10	3-33
Fumbles-Lost	0-0	1-1
Sacks By	6-31	1-6
3rd Down Conversions	10-24	3-13
4th Down Conversions	2-4	0-0
Time of Possession	38:10	21:50

## GAME 4: USF 20, EAST CAROLINA 13

RAYMOND JAMES STADIUM • TAMPA, FLA.

SEPT. 22, 2018 • 8 P.M. • ESPNNEWS

USF 4-0, 1-0 • EAST CAROLINA 1-2, 0-1

**TAMPA** - USF became the fastest Florida FBS team to reach 150 program wins, doing so in 255 games to best Florida by three games, with a 20-13 victory over East Carolina in the Bulls' American Athletic Conference opener at Raymond James Stadium.

USF (4-0, 1-0) saw ECU, which had the previous week off due to hurricane Florence, take a 7-0 lead on its first drive. USF led 13-10 at halftime, but needed junior Jordan Cronkrite to break a 13-13 tie with a career long 80-yard touchdown run with 10:13 remaining. Cronkrite posted his second straight 100-yard rushing game with 129 yards on 15 carries (8.6 ypc).

Redshirt freshman safety Nick Roberts sealed the victory by intercepting his first career pass at the ECU 44-yard line with two minutes remaining. USF's defense pitched a shutout in the fourth quarter for the second straight game. The Bulls offense was held to 296 yards, the lowest total under offensive coordinator Sterlin Gilbert. USF gave up just three points and 196 yards in the second half.

## KEY NOTES

- USF scored at least 20 points in 34 straight games, the longest streak in the nation.
- Blake Barnett posted his team-leading fourth rushing touchdown of the season (fourth of his career) in the first quarter. Barnett completed 12 of 20 passes for 181 yards and completed his fifth 50-plus yard pass of the season.
- USF opened a season 4-0 for the second straight season and the seventh time in program history.
- USF won its fourth straight conference opener and improved to 5-1 in AAC openers and 10-6 in conference openers overall.

## QUOTABLE:

"I was just trying to give my team a lift. I really had the easy job. All I did was run straight. The offensive line did a great job making a seam for me."

- Jordan Cronkrite on his game-winning 80-yard touchdown run in the fourth quarter.

EAST CAROLINA						
Rushing	Att	Yds	TD	Lg		
Holton Ahlers	12	48	1	15		
Hussein Howe	7	40	0	20		
Anthony Scott	11	39	0	13		
Darius Pinnix	12	30	0	6		
Reid Herring	2	1	0	5		
D. Farrier	1	0	0	0		
Trevon Brown	1	-2	0	0		
Passing	Att	Cmp	Yds	TD	Int	Lg
Reid Herring	48	21	253	0	1	47
Holton Ahlers	2	1	3	0	0	3
Receiving	No	Yds	TD	Lg		
Trevon Brown	6	99	0	47		
Blake Proehl	5	50	0	20		
D. Farrier	4	33	0	13		
Terrell Green	3	27	0	13		
Anthony Watley	2	13	0	10		
Leroy Henley	1	31	0	31		
Anthony Scott	1	3	0	3		
Punting	No	Yds	Avg	Lg		
Jonn Young	8	244	30.5	46		
Punt Returns	No	Yds	Lg			
Trevon Brown	3	22	13			
Kickoff Returns	No	Yds	Lg			
Anthony Scott	4	72	30			
Defensive Leaders						
Total Tackles: 5 - D. Robinson, D. Sutton, A. Turner						
Tackles for Loss: 1.5 - A. Turner						
Sacks: 1.5 - A. Turner						
Interceptions: None						
PAT Blocks: 1 - A. Turner						

USF						
Rushing	Att	Yds	TD	Lg		
Jordan Cronkrite	15	129	1	80		
Johnny Ford	5	13	0	6		
Team	3	-8	0	0		
Blake Barnett	9	-19	1	8		
Passing	Att	Cmp	Yds	TD	Int	Lg
Blake Barnett	20	12	181	1	0	66
Receiving	No	Yds	TD	Lg		
Jordan Cronkrite	3	13	0	9		
Tyre McCants	3	12	0	7		
Darnell Salomon	2	79	1	66		
Deangelo Antoine	2	28	0	13		
Johnny Ford	1	39	0	39		
Randall St. Felix	1	10	0	10		
Punting	No	Yds	Avg	Lg		
Trent Schneider	9	443	49.2	72		
Punt Returns	No	Yds	Lg			
None						
Kickoff Returns	No	Yds	Lg			
Deangelo Antoine	1	20	20			
Defensive Leaders						
Total Tackles: 10 - Jaymon Thomas						
Tackles for Loss: 1.5 - Nico Sawtelle, Josh Black						
Sacks: 1.0 - Josh Black						
Interceptions: 1 - Nick Roberts						
PAT Blocks - None.						

2018 USF Football  
USF Overall Team Statistics (as of Sep 24, 2018)  
All games

Team Statistics	USF	OPP
SCORING	128	84
Points Per Game	32.0	21.0
Points Off Turnovers	28	12
FIRST DOWNS	96	88
Rushing	38	51
Passing	54	27
Penalty	4	10
RUSHING YARDAGE	697	979
Yards gained rushing	783	1101
Yards lost rushing	86	122
Rushing Attempts	157	200
Average Per Rush	4.4	4.9
Average Per Game	174.2	244.8
TDs Rushing	7	8
PASSING YARDAGE	1166	649
Comp-Att-Int	85-137-3	57-111-5
Average Per Pass	8.5	5.8
Average Per Catch	13.7	11.4
Average Per Game	291.5	162.2
TDs Passing	8	1
TOTAL OFFENSE	1863	1628
Total Plays	294	311
Average Per Play	6.3	5.2
Average Per Game	465.8	407.0
KICK RETURNS: #-Yards	10-330	16-332
PUNT RETURNS: #-Yards	6-56	5-34
INT RETURNS: #-Yards	5-45	3-34
KICK RETURN AVERAGE	33.0	20.8
PUNT RETURN AVERAGE	9.3	6.8
INT RETURN AVERAGE	9.0	11.3
FUMBLES-LOST	2-1	4-2
PENALTIES-Yards	29-247	22-195
Average Per Game	61.8	48.8
PUNTS-Yards	21-887	24-957
Average Per Punt	42.2	39.9
Net punt average	35.9	35.9
KICKOFFS-Yards	24-1349	18-1085
Average Per Kick	56.2	60.3
Net kick average	38.2	30.8
TIME OF POSSESSION/Game	25:07	34:53
3RD-DOWN Conversions	24/56	22/67
3rd-Down Pct	43%	33%
4TH-DOWN Conversions	4/5	5/8
4th-Down Pct	80%	62%
SACKS BY-Yards	11-67	11-57
MISC YARDS	0	0
TOUCHDOWNS SCORED	17	9
FIELD GOALS-ATTEMPTS	3-5	7-7
ON-SIDE KICKS	0-0	0-0
RED-ZONE SCORES	(13-16) 81%	(10-13) 77%
RED-ZONE TOUCHDOWNS	(11-16) 69%	(6-13) 46%
PAT-ATTEMPTS	(15-16) 94%	(9-9) 100%
ATTENDANCE	99961	0
Games/Avg Per Game	3/33320	0/0
Neutral Site Games		1/21725

Score by Quarters	1st	2nd	3rd	4th	OT	Total
USF	34	31	14	49	0	128
Opponents	34	9	27	14	0	84

2018 USF Football  
USF Overall Individual Statistics (as of Sep 24, 2018)  
All games

Rushing	gp-gs	att	gain	loss	net	avg	td	lg	avg/g
CRONKRITE, J	3-3	46	311	7	304	6.6	2	80	101.3
BARNETT, Blake	4-4	42	171	56	115	2.7	4	22	28.8
BELL, Duran	1-0	12	71	2	69	5.8	1	16	69.0
FORD, Johnny	2-0	13	56	0	56	4.3	0	8	28.0
MACK, Elijah	3-0	14	52	3	49	3.5	0	10	16.3
SANDS, Trevon	3-1	10	37	2	35	3.5	0	14	11.7
McCANTS, Tyre	4-4	4	30	1	29	7.2	0	13	7.2
SMALL, Dave	3-0	5	22	1	21	4.2	0	7	7.0
OLADOKUN, Chris	1-0	3	19	6	13	4.3	0	14	13.0
HORNE, Terrence	3-0	3	12	0	12	4.0	0	7	4.0
PHILLIPS, J	1-0	1	2	0	2	2.0	0	2	2.0
KEAN, Brett	1-0	1	0	0	0	0.0	0	0	0.0
TEAM	1-0	3	0	8	-8	-2.7	0	0	-8.0
Total	4	157	783	86	697	4.4	7	80	174.2
Opponents	4	200	1101	122	979	4.9	8	46	244.8

Passing	gp-gs	effic	comp-att-int	pct	yds	td	lg	avg/g
BARNETT, Blake	4-4	154.51	80-125-3	64.0	1104	8	66	276.0
KEAN, Brett	1-0	87.26	3-7-0	42.9	37	0	15	37.0
OLADOKUN, Chris	1-0	82.00	2-5-0	40.0	25	0	21	25.0
Total	4	148.43	85-137-3	62.0	1166	8	66	291.5
Opponents	4	94.43	57-111-5	51.4	649	1	81	162.2

Receiving	gp-gs	no.	yds	avg	td	lg	avg/g
McCANTS, Tyre	4-4	22	219	10.0	1	34	54.8
ST. FELIX, R	4-4	17	296	17.4	1	55	74.0
WILCOX, Mitch	4-4	14	182	13.0	1	20	45.5
SALOMON, Darnel	4-1	13	288	22.2	4	66	72.0
CLERVEAUX, Stan	4-3	4	29	7.2	0	10	7.2
CRONKRITE, J	3-3	4	17	4.2	0	9	5.7
HORNE, Terrence	3-0	3	15	5.0	1	8	5.0
ANTOINE, Deange	4-0	2	28	14.0	0	13	7.0
PHILLIPS, J	1-0	2	28	14.0	0	15	28.0
BRONSON, Ryshen	1-0	2	16	8.0	0	8	16.0
FORD, Johnny	2-0	1	39	39.0	0	39	19.5
ROLAND, Zion	1-0	1	9	9.0	0	9	9.0
Total	4	85	1166	13.7	8	66	291.5
Opponents	4	57	649	11.4	1	81	162.2

Punt Returns	no.	yds	avg	td	lg
McCANTS, Tyre	5	45	9.0	0	19
FORD, Johnny	1	11	11.0	0	11
Total	6	56	9.3	0	19
Opponents	5	34	6.8	0	13

Interceptions	no.	yds	avg	td	lg
SAWTELLE, Nico	1	22	22.0	0	22
HAMPTON, Mike	1	15	15.0	0	15
JACKSON, Vincen	1	6	6.0	0	6
ROBERTS, Nick	1	0	0.0	0	0
HOGGINS, Ronnie	1	2	2.0	0	2
Total	5	45	9.0	0	22
Opponents	3	34	11.3	0	34

Kick Returns	no.	yds	avg	td	lg
HORNE, Terrence	6	282	47.0	2	98
ANTOINE, Deange	2	31	15.5	0	20
FORD, Johnny	1	15	15.0	0	15
GRANT, Darrien	1	2	2.0	0	2
Total	10	330	33.0	2	98
Opponents	16	332	20.8	0	38

Fumble Returns	no.	yds	avg	td	lg
SAWTELLE, Nico	1	0	0.0	0	0
Total	1	0	0.0	0	0
Opponents	1	0	0.0	0	0

2018 USF Football  
USF Overall Individual Statistics (as of Sep 24, 2018)  
All games

Scoring	td	fg	PAT				dxp	saf	pts
			kick	rush	rcv	pass			
BARNETT, Blake	4	-	-	-	-	1-1	-	-	24
SALOMON, Darnel	4	-	-	-	-	-	-	-	24
HORNE, Terrence	3	-	-	-	-	-	-	-	18
WEISS, Coby	-	1-3	11-12	-	-	-	-	-	14
CRONKRITE, J	2	-	-	-	-	-	-	-	12
VIVONETTO, J	-	2-2	4-4	-	-	-	-	-	10
ST. FELIX, R	1	-	-	-	1	-	-	-	8
BELL, Duran	1	-	-	-	-	-	-	-	6
WILCOX, Mitch	1	-	-	-	-	-	-	-	6
McCANTS, Tyre	1	-	-	-	-	-	-	-	6
Total	17	3-5	15-16	-	1	1-1	-	-	128
Opponents	9	7-7	9-9	-	-	-	-	-	84

Total Offense	g	plays	rush	pass	total	avg/g
BARNETT, Blake	4	167	115	1104	1219	304.8
CRONKRITE, J	3	46	304	0	304	101.3
BELL, Duran	1	12	69	0	69	69.0
FORD, Johnny	2	13	56	0	56	28.0
MACK, Elijah	3	14	49	0	49	16.3
OLADOKUN, Chris	1	8	13	25	38	38.0
KEAN, Brett	1	8	0	37	37	37.0
SANDS, Trevon	3	10	35	0	35	11.7
McCANTS, Tyre	4	4	29	0	29	7.2
SMALL, Dave	3	5	21	0	21	7.0
HORNE, Terrence	3	3	12	0	12	4.0
PHILLIPS, J	1	1	2	0	2	2.0
TEAM	1	3	-8	0	-8	-8.0
Total	4	294	697	1166	1863	465.8
Opponents	4	311	979	649	1628	407.0

Field Goals	fg	pct.	01-19	20-29	30-39	40-49	50-99	lg	blk
VIVONETTO, J	2-2	100.0	0-0	0-0	1-1	1-1	0-0	41	0
WEISS, Coby	1-3	33.3	0-0	1-1	0-0	0-2	0-0	26	0

FG Sequence	USF	Opponents
Elon	(33),(41)	-
Georgia Tech	-	(35)
Illinois	44,40,(26)	(26),(46),(53),(41)
ECU	-	(28),(24)

Numbers in (parentheses) indicate field goal was made.

Punting	no.	yds	avg	lg	tb	fc	i20	50+	blk
SCHNEIDER, T	18	775	43.1	72	4	5	5	3	0
STONE, Jake	3	112	37.3	41	1	0	1	0	0
Total	21	887	42.2	72	5	5	6	3	0
Opponents	24	957	39.9	62	2	6	8	7	1

Kickoffs	no.	yds	avg	tb	ob	retn	net	ydln
SCHNEIDER, T	18	1015	56.4	3	2			
STONE, Jake	6	334	55.7	1	0			
Total	24	1349	56.2	4	2	20.8	38.2	26
Opponents	18	1085	60.3	8	0	33.0	30.8	34



2018 USF Football  
USF Overall Individual Statistics (as of Sep 24, 2018)  
All games

All Purpose	g	rush	rcv	pr	kr	ir	total	avg/g
CRONKRITE, J	3	304	17	0	0	0	321	107.0
HORNE, Terren	3	12	15	0	282	0	309	103.0
ST. FELIX, R	4	0	296	0	0	0	296	74.0
McCANTS, Tyre	4	29	219	45	0	0	293	73.2
SALOMON, Dar	4	0	288	0	0	0	288	72.0
WILCOX, Mitch	4	0	182	0	0	0	182	45.5
FORD, Johnny	2	56	39	11	15	0	121	60.5
BARNETT, Blak	4	115	0	0	0	0	115	28.8
BELL, Duran	1	69	0	0	0	0	69	69.0
ANTOINE, Dean	4	0	28	0	31	0	59	14.8
MACK, Elijah	3	49	0	0	0	0	49	16.3
SANDS, Trevon	3	35	0	0	0	0	35	11.7
PHILLIPS, J	1	2	28	0	0	0	30	30.0
CLERVEAUX, St	4	0	29	0	0	0	29	7.2
SAWTELLE, Nic	4	0	0	0	0	22	22	5.5
SMALL, Dave	3	21	0	0	0	0	21	7.0
BRONSON, Rys	1	0	16	0	0	0	16	16.0
HAMPTON, Mik	4	0	0	0	0	15	15	3.8
OLADOKUN, Ch	1	13	0	0	0	0	13	13.0
ROLAND, Zion	1	0	9	0	0	0	9	9.0
JACKSON, Vinc	4	0	0	0	0	6	6	1.5
GRANT, Darrien	4	0	0	0	2	0	2	0.5
HOGGINS, Ron	4	0	0	0	0	2	2	0.5
TEAM	1	-8	0	0	0	0	-8	-8.0
Total	4	697	1166	56	330	45	2294	573.5
Opponents	4	979	649	34	332	34	2028	507.0

2018 USF Football  
USF Overall Defensive Statistics (as of Sep 24, 2018)  
All games

##	Defensive Leaders	gp-gs	Tackles				Sacks no-yds	Pass defense			Fumbles		blkd	
			ua	a	tot	tfl/yds		int-yds	brup	qbh	rcv-yds	ff	kick	saf
2M	McGEE, Khalid	4-4	21	21	42	2.5-19	.	.	.	1	.	.	.	.
54	SAWTELLE, Nico	4-4	13	16	29	6.0-20	2.0-14	1-22	.	.	1-0	.	.	.
19	HOGGINS, Ronnie	4-4	16	11	27	1.0-0	.	1-2	1	.	.	.	.	.
18	THOMAS, Jaymon	4-3	18	7	25	1.5-4	.	.	.	.	.	.	.	.
94	LIVINGSTONE, K	4-3	14	7	21	3.5-9	2.0-5	.	.	1	.	1	.	.
24	ROBERTS, Nick	4-2	14	5	19	.	.	1-0	1	.	.	.	.	.
23	WILKINS, Mazzi	4-4	14	5	19	1.0-7	.	.	4	.	1-0	.	.	.
4	REAVES, Greg	4-4	6	10	16	2.5-8	0.5-4	.	.	.	.	.	.	.
55	BLACK, Josh	4-2	6	9	15	3.0-12	2.0-9	.	.	.	.	.	.	.
90	KEGLER, Kevin	4-4	7	7	14	4.0-24	2.5-20	.	.	1	.	.	.	.
20	SANDERS, B	4-1	7	6	13	0.5-1	.	.	.	.	.	1	.	.
99	BRONSON, Kevin	4-1	4	9	13	2.5-6	.	.	.	.	.	.	.	.
7	HAMPTON, Mike	4-3	9	3	12	.	.	1-15	7	.	.	.	.	.
93	BARBER, Tyrone	4-1	6	5	11	1.0-5	1.0-5	.	.	.	.	.	.	.
96	PINKNEY, Kelvin	4-1	4	6	10	1.5-6	.	.	.	.	.	.	.	.
14	DAVIS, Vincent	4-1	8	.	8	.	.	.	1	.	.	.	.	.
56	BROWN, Juwuan	4-1	2	4	6	1.5-2	.	.	.	.	.	.	.	.
2L	LaPOINTE, Mekhi	4-1	1	4	5	.	.	.	.	.	.	.	.	.
15	JACKSON, Vincen	4-1	2	2	4	.	.	1-6	.	.	.	.	.	.
91	YATES, Rashawn	3-1	2	2	4	1.5-10	1.0-10	.	.	.	.	.	.	.
34	JOHNSON, K	3-0	1	2	3	.	.	.	.	.	.	.	.	.
1B	BOYLES, Dwayne	3-0	1	2	3	0.5-2	.	.	1	.	.	.	.	.
1	BARR, Chris	4-0	2	.	2	.	.	.	.	.	.	.	.	.
59	MIMS, Andrew	3-0	2	.	2	.	.	.	.	.	.	.	.	.
22	BELL, Duran	1-0	1	.	1	.	.	.	.	.	.	.	.	.
13	ANTOINE, Deange	4-0	1	.	1	.	.	.	.	.	.	.	1	.
37	STONE, Jake	2-0	1	.	1	.	.	.	.	.	.	.	.	.
84	ST. FELIX, R	4-4	1	.	1	.	.	.	.	.	.	.	.	.
36	SUTTON, Davion	4-0	.	1	1	.	.	.	.	.	.	.	.	.
28	SANDS, Trevon	3-1	.	1	1	.	.	.	.	.	.	.	.	.
44	GRIER, Tony	4-0	1	.	1	.	.	.	.	.	.	.	.	.
49	DENEEN, Ian	4-0	1	.	1	.	.	.	.	.	.	.	.	.
1P	PHILLIPS, J	1-0	1	.	1	.	.	.	.	.	.	.	.	.
87	LLOYD, Fred	4-0	.	1	1	.	.	.	.	.	.	.	.	.
89	WILCOX, Mitch	4-4	1	.	1	.	.	.	.	.	.	.	.	.
Total		4	188	146	334	34-135	11-67	5-45	15	3	2-0	2	1	.
Opponents		4	187	91	278	24-87	11-57	3-34	16	1	1-0	2	1	.

2018 USF Football  
USF Team Game-by-Game (as of Sep 24, 2018)  
All games

TEAM STATISTICS

Date	Opponent	Rushing				Receiving				Passing				Kick Returns				Punt Returns				tot off
		no.	yds	td	lg	no.	yds	td	lg	cmp-att-int	yds	td	lg	no.	yds	td	lg	no.	yds	td	lg	
Sep 01	ELON	38	148	1	18	29	367	3	52	29-46-0	367	3	52	3	44	0	18	3	37	0	19	515
Sep 08	GEORGIA TECH	43	219	3	22	21	207	2	24	21-31-1	207	2	24	6	266	2	98	1	0	0	0	426
Sep 15	vs Illinois	44	215	1	24	23	411	2	55	23-40-2	411	2	55	0	0	0	0	2	19	0	18	626
Sep 22	ECU	32	115	2	80	12	181	1	66	12-20-0	181	1	66	1	20	0	20	0	0	0	0	296
USF		157	697	7	80	85	1166	8	66	85-137-3	1166	8	66	10	330	2	98	6	56	0	19	1863
		200	979	8	46	57	649	1	81	57-111-5	649	1	81	16	332	0	38	5	34	0	13	1628

Games: 4 • Avg/rush: 4.4 • Avg/catch: 13.7 • Pass effic: 148.43 • KR avg: 33.0 • PR avg: 9.3 • All purpose avg/game: 573.5 • Total offense avg/gm: 465.8

Date	Opponent	Tackles				Sacks no-yds	Fumble		Pass Defense			blkd kick	PAT Attempts			off		
		ua	a	total	tfl-yds		ff	fr-yds	int-yds	qbh	brup		kick	rush	rcv	saf	t/o	pts
Sep 01	ELON	39	38	77	12.0-37	3.0-17	1	0-0	2-21	0	2	0	4-4	0	0	0	14	34
Sep 08	GEORGIA TECH	48	36	84	6.0-16	2.0-10	1	1-0	2-24	0	2	0	7-7	0	0	0	14	49
Sep 15	vs Illinois	48	36	84	11.0-65	5.0-34	0	1-0	0-0	3	3	0	2-2	0	1	0	0	25
Sep 22	ECU	53	36	89	5.0-17	1.0-6	0	0-0	1-0	0	8	1	2-3	0	0	0	0	20
USF		188	146	334	34.0-135	11.0-67	2	2-0	5-45	3	15	1	15-16	0	1	0	28	128
		187	91	278	24.0-87	11.0-57	2	1-0	3-34	1	16	1	9-9	0	0	0	12	84

		Punting									Field Goals			Kickoffs				
Date	Opponent	no.	yds	avg	long	blkd	tb	fc	50+	i20	md-att	long	blkd	no.	yds	avg	tb	ob
Sep 01	ELON	4	147	36.8	49	0	0	1	0	2	2-2	41	0	7	399	57.0	1	0
Sep 08	GEORGIA TECH	3	116	38.7	44	0	1	1	0	1	0-0	0	0	8	468	58.5	2	0
Sep 15	vs Illinois	5	181	36.2	41	0	2	0	0	1	1-3	26	0	5	251	50.2	1	2
Sep 22	ECU	9	443	49.2	72	0	2	3	3	2	0-0	0	0	4	231	57.8	0	0
USF		21	887	42.2	72	0	5	5	3	6	3-5	41	0	24	1349	56.2	4	2
		24	957	39.9	62	1	2	6	7	8	7-7	53	0	18	1085	60.3	8	0

2018 USF Football  
USF Opponent Game-by-Game (as of Sep 24, 2018)  
All games

OPPONENT STATISTICS

Date	Opponent	Rushing				Receiving				Passing				Kick Returns				Punt Returns				tot off
		no.	yds	td	lg	no.	yds	td	lg	cmp-att-int	yds	td	lg	no.	yds	td	lg	no.	yds	td	lg	
Sep 01	ELON	49	192	2	25	6	42	0	14	6-12-2	42	0	14	5	103	0	30	1	1	0	1	234
Sep 08	GEORGIA TECH	57	419	4	46	9	183	1	81	9-18-2	183	1	81	6	134	0	38	1	11	0	11	602
Sep 15	vs Illinois	48	212	1	43	20	168	0	32	20-31-0	168	0	32	1	23	0	23	0	0	0	0	380
Sep 22	ECU	46	156	1	20	22	256	0	47	22-50-1	256	0	47	4	72	0	30	3	22	0	13	412
Opponents		200	979	8	46	57	649	1	81	57-111-5	649	1	81	16	332	0	38	5	34	0	13	1628
		157	697	7	80	85	1166	8	66	85-137-3	1166	8	66	10	330	2	98	6	56	0	19	1863

Games: 4 • Avg/rush: 4.9 • Avg/catch: 11.4 • Pass effic: 94.43 • KR avg: 20.8 • PR avg: 6.8 • All purpose avg/game: 507.0 • Total offense avg/gm: 407.0

Date	Opponent	Tackles				Sacks		Fumble		Pass Defense			blkd	PAT Attempts			off		
		ua	a	total	tfl-yds	no-yds		ff	fr-yds	int-yds	qbh	brup	kick	kick	rush	rcv	saf	t/o	pts
Sep 01	ELON	55	27	82	8.0-21	2.0-9		0	0-0	0-0	0	4	0	2-2	0	0	0	0	14
Sep 08	GEORGIA TECH	49	24	73	5.0-17	2.0-10		0	0-0	1-0	0	2	0	5-5	0	0	0	3	38
Sep 15	vs Illinois	52	24	76	4.0-14	1.0-7		1	0-0	2-34	1	6	0	1-1	0	0	0	6	19
Sep 22	ECU	31	16	47	7.0-35	6.0-31		1	1-0	0-0	0	4	1	1-1	0	0	0	3	13
Opponents		187	91	278	24.0-87	11.0-57		2	1-0	3-34	1	16	1	9-9	0	0	0	12	84
		188	146	334	34.0-135	11.0-67		2	2-0	5-45	3	15	1	15-16	0	1	0	28	128

		Punting									Field Goals			Kickoffs				
Date	Opponent	no.	yds	avg	long	blkd	tb	fc	50+	i20	md-att	long	blkd	no.	yds	avg	tb	ob
Sep 01	ELON	7	319	45.6	56	0	0	2	2	2	0-0	0	0	3	176	58.7	0	0
Sep 08	GEORGIA TECH	2	72	36.0	62	0	0	0	1	0	1-1	35	0	7	404	57.7	1	0
Sep 15	vs Illinois	7	322	46.0	62	0	1	2	4	4	4-4	53	0	5	310	62.0	5	0
Sep 22	ECU	8	244	30.5	46	1	1	2	0	2	2-2	28	0	3	195	65.0	2	0
Opponents		24	957	39.9	62	1	2	6	7	8	7-7	53	0	18	1085	60.3	8	0
		21	887	42.2	72	0	5	5	3	6	3-5	41	0	24	1349	56.2	4	2



2018 USF Football  
USF Game Superlatives (as of Sep 24, 2018)  
All games

INDIVIDUAL GAME HIGHS

Rushes	22	CRONKRITE, J vs Illinois (Sep 15, 2018)
Yards Rushing	136	CRONKRITE, J vs Illinois (Sep 15, 2018)
TD Rushes	2	BARNETT, Blake vs Georgia Tech (Sep 08, 2018)
Long Rush	80	CRONKRITE, J vs ECU (Sep 22, 2018)
Pass attempts	40	BARNETT, Blake vs Illinois (Sep 15, 2018)
Pass completions	24	BARNETT, Blake vs Elon (Sep 01, 2018)
Yards Passing	411	BARNETT, Blake vs Illinois (Sep 15, 2018)
TD Passes	3	BARNETT, Blake vs Elon (Sep 01, 2018)
Long Pass	66	BARNETT, Blake vs ECU (Sep 22, 2018)
Receptions	10	McCANTS, Tyre vs Georgia Tech (Sep 08, 2018)
Yards Receiving	143	ST. FELIX, R vs Elon (Sep 01, 2018)
TD Receptions	2	SALOMON, Darnel vs Illinois (Sep 15, 2018)
Long Reception	66	SALOMON, Darnel vs ECU (Sep 22, 2018)
Field Goals	2	VIVONETTO, J vs Elon (Sep 01, 2018)
Long Field Goal	41	VIVONETTO, J vs Elon (Sep 01, 2018)
Punts	9	SCHNEIDER, T vs ECU (Sep 22, 2018)
Punting Avg	49.2	SCHNEIDER, T vs ECU (Sep 22, 2018)
Long Punt	72	SCHNEIDER, T vs ECU (Sep 22, 2018)
Punts inside 20	2	SCHNEIDER, T vs Elon (Sep 01, 2018)
	2	SCHNEIDER, T vs ECU (Sep 22, 2018)
Long Punt Return	19	McCANTS, Tyre vs Elon (Sep 01, 2018)
Long Kickoff Return	98	HORNE, Terrence vs Georgia Tech (Sep 08, 2018)
Tackles	14	McGEE, Khalid vs Illinois (Sep 15, 2018)
Sacks	1.5	KEGLER, Kevin vs Illinois (Sep 15, 2018)
Tackles For Loss	2.5	LIVINGSTONE, K vs Elon (Sep 01, 2018)
	2.5	SAWTELLE, Nico vs Elon (Sep 01, 2018)
Interceptions	1	HAMPTON, Mike vs Elon (Sep 01, 2018)
	1	JACKSON, Vincen vs Elon (Sep 01, 2018)
	1	HOGGINS, Ronnie vs Georgia Tech (Sep 08, 2018)
	1	SAWTELLE, Nico vs Georgia Tech (Sep 08, 2018)
	1	ROBERTS, Nick vs ECU (Sep 22, 2018)

2018 USF Football  
USF Game Superlatives (as of Sep 24, 2018)  
All games

TEAM GAME HIGHS

Rushes	44	vs Illinois (Sep 15, 2018)
Yards Rushing	219	vs Georgia Tech (Sep 08, 2018)
Yards Per Rush	5.1	vs Georgia Tech (Sep 08, 2018)
TD Rushes	3	vs Georgia Tech (Sep 08, 2018)
Pass attempts	46	vs Elon (Sep 01, 2018)
Pass completions	29	vs Elon (Sep 01, 2018)
Yards Passing	411	vs Illinois (Sep 15, 2018)
Yards Per Pass	10.3	vs Illinois (Sep 15, 2018)
TD Passes	3	vs Elon (Sep 01, 2018)
Total Plays	84	vs Elon (Sep 01, 2018)
	84	vs Illinois (Sep 15, 2018)
Total Offense	626	vs Illinois (Sep 15, 2018)
Yards Per Play	7.5	vs Illinois (Sep 15, 2018)
Points	49	vs Georgia Tech (Sep 08, 2018)
Sacks By	5	vs Illinois (Sep 15, 2018)
First Downs	31	vs Illinois (Sep 15, 2018)
Penalties	14	vs Illinois (Sep 15, 2018)
Penalty Yards	123	vs Illinois (Sep 15, 2018)
Turnovers	2	vs Illinois (Sep 15, 2018)
Interceptions By	2	vs Elon (Sep 01, 2018)
	2	vs Georgia Tech (Sep 08, 2018)
Punts	9	vs ECU (Sep 22, 2018)
Punting Avg	49.2	vs ECU (Sep 22, 2018)
Long Punt	72	vs ECU (Sep 22, 2018)
Punts inside 20	2	vs Elon (Sep 01, 2018)
	2	vs ECU (Sep 22, 2018)
Long Punt Return	19	vs Elon (Sep 01, 2018)

2018 USF Football  
USF Game Superlatives (as of Sep 24, 2018)  
All games

OPPONENT INDIVIDUAL GAME HIGHS

Rushes	19	Epstein,Mike, vs Illinois (Sep 15, 2018)
Yards Rushing	113	MARSHALL,T., vs Georgia Tech (Sep 08, 2018)
	113	Epstein,Mike, vs Illinois (Sep 15, 2018)
TD Rushes	3	OLIVER,T., vs Georgia Tech (Sep 08, 2018)
Long Rush	46	MASON,J., vs Georgia Tech (Sep 08, 2018)
Pass attempts	48	HERRING, Reid, vs ECU (Sep 22, 2018)
Pass completions	21	HERRING, Reid, vs ECU (Sep 22, 2018)
Yards Passing	253	HERRING, Reid, vs ECU (Sep 22, 2018)
TD Passes	1	MARSHALL,T., vs Georgia Tech (Sep 08, 2018)
Long Pass	81	MARSHALL,T., vs Georgia Tech (Sep 08, 2018)
Receptions	6	BROWN, Trevon, vs ECU (Sep 22, 2018)
Yards Receiving	111	LYNCH,C., vs Georgia Tech (Sep 08, 2018)
TD Receptions	1	LYNCH,C., vs Georgia Tech (Sep 08, 2018)
Long Reception	81	LYNCH,C., vs Georgia Tech (Sep 08, 2018)
Field Goals	4	McLaughlin,C., vs Illinois (Sep 15, 2018)
Long Field Goal	53	McLaughlin,C., vs Illinois (Sep 15, 2018)
Punts	7	STEPHENSON,H., vs Elon (Sep 01, 2018)
	7	Hayes,Blake, vs Illinois (Sep 15, 2018)
	7	YOUNG, Jonn, vs ECU (Sep 22, 2018)
Punting Avg	46.0	Hayes,Blake, vs Illinois (Sep 15, 2018)
Long Punt	62	HARVIN III,P., vs Georgia Tech (Sep 08, 2018)
	62	Hayes,Blake, vs Illinois (Sep 15, 2018)
Punts inside 20	4	Hayes,Blake, vs Illinois (Sep 15, 2018)
Long Punt Return	13	BROWN, Trevon, vs ECU (Sep 22, 2018)
Long Kickoff Return	38	THOMAS,J., vs Georgia Tech (Sep 08, 2018)
Tackles	9	MESSER,W., vs Elon (Sep 01, 2018)
Sacks	2.0	CERGE-HENDERSON, vs Georgia Tech (Sep 08, 2018)
	2.0	HARVEY, Nate, vs ECU (Sep 22, 2018)
Tackles For Loss	3.0	CERGE-HENDERSON, vs Georgia Tech (Sep 08, 2018)
Interceptions	1	CARPENTER,T., vs Georgia Tech (Sep 08, 2018)
	1	Phillips,D., vs Illinois (Sep 15, 2018)
	1	Martin,J., vs Illinois (Sep 15, 2018)

2018 USF Football  
USF Game Superlatives (as of Sep 24, 2018)  
All games

OPPONENT TEAM GAME HIGHS

Rushes	57	vs Georgia Tech (Sep 08, 2018)
Yards Rushing	419	vs Georgia Tech (Sep 08, 2018)
Yards Per Rush	7.4	vs Georgia Tech (Sep 08, 2018)
TD Rushes	4	vs Georgia Tech (Sep 08, 2018)
Pass attempts	50	vs ECU (Sep 22, 2018)
Pass completions	22	vs ECU (Sep 22, 2018)
Yards Passing	256	vs ECU (Sep 22, 2018)
Yards Per Pass	10.2	vs Georgia Tech (Sep 08, 2018)
TD Passes	1	vs Georgia Tech (Sep 08, 2018)
Total Plays	96	vs ECU (Sep 22, 2018)
Total Offense	602	vs Georgia Tech (Sep 08, 2018)
Yards Per Play	8.0	vs Georgia Tech (Sep 08, 2018)
Points	38	vs Georgia Tech (Sep 08, 2018)
Sacks By	6	vs ECU (Sep 22, 2018)
First Downs	27	vs Georgia Tech (Sep 08, 2018)
Penalties	8	vs Georgia Tech (Sep 08, 2018)
Penalty Yards	80	vs Georgia Tech (Sep 08, 2018)
Turnovers	3	vs Georgia Tech (Sep 08, 2018)
Interceptions By	2	vs Illinois (Sep 15, 2018)
Punts	8	vs ECU (Sep 22, 2018)
Punting Avg	46.0	vs Illinois (Sep 15, 2018)
Long Punt	62	vs Georgia Tech (Sep 08, 2018)
	62	vs Illinois (Sep 15, 2018)
Punts inside 20	4	vs Illinois (Sep 15, 2018)
Long Punt Return	13	vs ECU (Sep 22, 2018)



## All games

## USF Inside Opponent Red-Zone

				Times	Times	Total		Rush	Pass	FGs	Failed to score inside RZ					
Date	Opponent		Score	In RZ	Scored	Pts	TDs	TDs	TDs	Made	FGA	Down	Int	Fumb	Half	Game
Sep 01, 2018	ELON	W	34-14	5	4	24	3	1	2	1	0	0	0	0	1	0
Sep 08, 2018	GEORGIA TECH	W	49-38	6	5	35	5	3	2	0	0	1	0	0	0	0
Sep 15, 2018	vs Illinois	W	25-19	4	3	17	2	1	1	1	1	0	0	0	0	0
Sep 22, 2018	ECU	W	20-13	1	1	6	1	1	0	0	0	0	0	0	0	0
Totals				16	13	82	11	6	5	2	1	1	0	0	1	0
13 of 16 (81.2%)																

## Opponents Inside USF Red-Zone

				Times	Times	Total		Rush	Pass	FGs	Failed to score inside RZ					
Date	Opponent	Score		In RZ	Scored	Pts	TDs	TDs	TDs	Made	FGA	Down	Int	Fumb	Half	Game
Sep 01, 2018	ELON	W	34-14	2	2	14	2	2	0	0	0	0	0	0	0	0
Sep 08, 2018	GEORGIA TECH	W	49-38	6	4	24	3	3	0	1	0	0	0	1	1	0
Sep 15, 2018	vs Illinois	W	25-19	2	1	3	0	0	0	1	0	0	0	0	1	0
Sep 22, 2018	ECU	W	20-13	3	3	13	1	1	0	2	0	0	0	0	0	0
Totals				13	10	54	6	6	0	4	0	0	0	1	2	0
10 of 13 (76.9%)																

2018 USF Football  
USF By-Quarter Statistics (as of Sep 24, 2018)  
All games

3rd-Down Conversions

Date	Opponent	Score	Overall		1st Qtr		2nd Qtr		3rd Qtr		4th Qtr		Overtime	
Sep 01, 2018	ELON	W 34-14	11-19	57.9	0-1	0.0	5-7	71.4	4-7	57.1	2-4	50.0		
Sep 08, 2018	GEORGIA TECH	W 49-38	6-11	54.5	1-2	50.0	4-6	66.7	1-2	50.0	0-1	0.0		
Sep 15, 2018	vs Illinois	W 25-19	4-13	30.8	0-3	0.0	1-3	33.3	2-4	50.0	1-3	33.3		
Sep 22, 2018	ECU	W 20-13	3-13	23.1	2-3	66.7	0-3	0.0	1-4	25.0	0-3	0.0		
	USF		24-56	42.9	3-9	33.3	10-19	52.6	8-17	47.1	3-11	27.3	0-0	0.0
	Opponents		22-67	32.8	8-17	47.1	6-19	31.6	2-9	22.2	6-22	27.3	0-0	0.0

4th-Down Conversions

Date	Opponent	Score	Overall		1st Qtr		2nd Qtr		3rd Qtr		4th Qtr		Overtime	
Sep 01, 2018	ELON	W 34-14	2-2	100.0	0-0	0.0	1-1	100.0	1-1	100.0	0-0	0.0		
Sep 08, 2018	GEORGIA TECH	W 49-38	1-2	50.0	0-1	0.0	0-0	0.0	0-0	0.0	1-1	100.0		
Sep 15, 2018	vs Illinois	W 25-19	1-1	100.0	1-1	100.0	0-0	0.0	0-0	0.0	0-0	0.0		
Sep 22, 2018	ECU	W 20-13	0-0	0.0	0-0	0.0	0-0	0.0	0-0	0.0	0-0	0.0		
	USF		4-5	80.0	1-2	50.0	1-1	100.0	1-1	100.0	1-1	100.0	0-0	0.0
	Opponents		5-8	62.5	1-1	100.0	0-2	0.0	1-1	100.0	3-4	75.0	0-0	0.0

Time of Possession

Date	Opponent	Score	Overall		1st Qtr		2nd Qtr		3rd Qtr		4th Qtr		Overtime	
Sep 01, 2018	ELON	W 34-14	26:48		2:38		6:51		9:52		7:27			
Sep 08, 2018	GEORGIA TECH	W 49-38	24:28		4:50		8:55		4:26		6:17			
Sep 15, 2018	vs Illinois	W 25-19	27:20		6:00		7:51		8:38		4:51			
Sep 22, 2018	ECU	W 20-13	21:50		4:48		5:28		5:43		5:51			
	USF	Total	100:26		18:16		29:05		28:39		24:26		0:00	
		Avg.	25:06		4:34		7:16		7:09		6:06		0:00	
	Opponents	Total	139:34		41:44		30:55		31:21		35:34		0:00	
		Avg.	34:53		10:26		7:43		7:50		8:53		0:00	