



@USFFOOTBALL

NOV. 3, 2015

# UNIVERSITY OF SOUTH FLORIDA BULLS FOOTBALL

TAMPA, FLORIDA

19TH SEASON • 11 WINNING SEASONS • 6 BOWL APPEARANCES • 4 BOWL VICTORIES •  
25 NFL DRAFT PICKS • 14 ALL-AMERICA SELECTIONS • REACHED NO. 2 RANKING IN 2007

2015 USF GAME NOTES

GAME 9 • AT ECU

## USF DRIVE STARTERS

- Bulls tied second in American East Division, finish with four straight division games starting Saturday.
- USF looks to remain unbeaten at former Conference USA foe ECU. The teams are 77th (ECU) and 78th (USF) in the Sagarin Rankings.
- S Jamie Byrd showing All-Conference form: 32 tackles, 7.5 TFL, 5.0 sacks, 2 forced fumbles in last three games.
- USF rushing offense ranked 23rd in FBS (213 ypg) on pace for program season record.
- Flowers explodes for FBS season high 201 yards rushing by a QB, recovering from thigh injury.
- Marlon Mack brings 4 100-yard rushing games 103 ypg as he pursues USF season rushing record.
- Underclassmen lead Bulls in nearly every category.

## USF STATISTICAL LEADERS

**RUSHING:** Marlon Mack: 116 carries, 718 yds, 4 TD, 6.2 ypc, 102 ypg  
**PASSING:** Quinton Flowers: 98-162, 1,246 yds, 10TD, 6 INT, 155 ypg  
**RECEIVING:** Rodney Adams: 20 catches, 333 yards, 5TD  
**SCORING:** Emilio Nadelman: 47 pts, 6-11 FG, 29-29 PAT  
**TACKLES:** Auggie Sanchez, 70  
**TFL:** Jamie Byrd, 9.0  
**SACKS:** Jamie Byrd, 5.0  
**INT:** Jamie Byrd, 2  
**USF CAPTAINS:** Eric Lee, Sean Price, Mattias Ciabatti

## USF/IMG RADIO NETWORK

FLAGSHIP: 820 AM WWBA

Jim Louk, play-by-play Mark Robinson, analyst  
 Jenna Laine, sideline

### PREGAME SHOW (2 HRS PRIOR TO KICK)

Jim Lighthall, co-host Justin Pawlowski, co-host

### USF/IMG RADIO AFFILIATES

820 AM WWBA -- Tampa Bay \*\*

107.9 FM -- Jacksonville \*\* 1080 WHIM AM -- Miami \*\*

1080 AM -- Orlando \*\* 99.9 WXJB FM -- Brooksville

1120 AM -- Orlando \*\* \*\* Carry Coaches Show

**SOCIAL:** @USFFOOTBALL, @CoachTaggart

#GoBulls; #USF; #BullsUnite; #DoSomething  
 facebook.com/SouthFloridaFootball

## USF ATHLETIC COMMUNICATIONS

4202 E. Fowler Ave., ATH 100, Tampa, FL 33620  
 OFFICE: 813-974-2125 FAX: 813-974-5328

**Brian Siegrist, Associate AD for Communications**

O: (813) 974-4086 | C: (813)-293-3897 | siegrist@usf.edu

**Steve Schoon, Assistant Director of Communications**

O: (813) 974-4087 | C: (620)-218-1693 | schoons@usf.edu

## USF (4-4, 2-2 American) at ECU (4-5, 2-3 American)

SAT., Nov. 7 • 7:30 p.m. (ET) • Greenville, N.C. • Dowdy-Ficklen Stadium (50,000)

**SURFACE:** Tifway Bermuda

**TV:** CBSSN: Dave Ryan (p-by-p), Corey Chavous (Analyst) & Lauren Gardner (sideline)

**RADIO:** USF/IMG (820 AM)

**ON-LINE AUDIO:** Bulls Cast Radio: www.GoUSFBulls.com

**SIRIUS/XM:** 119/203

**SERIES:** USF Leads, 4-1

**IN TAMPA:** Tied, 1-1

**IN GREENVILLE:** USF Leads, 2-0

**NEUTRAL:** USF Leads, 1-0, 2006 Papa Johns Bowl

**LAST MEETING:** ECU won 28-17 in Tampa, 2014



### USF

**RANKINGS (AP/COACHES):** ..... -/

**HEAD COACH:** ..... Willie Taggart (W. Kentucky, '98)

**RECORD AT USF:** ..... 10-22(3rd)

**CAREER RECORD:** ..... 26-42 (6th)



### EAST CAROLINA

**RANKINGS (AP/COACHES):** ..... -/

**HEAD COACH:** ..... Ruffin McNeil (ECU, '80)

**RECORD AT ECU:** ..... 41-32 (6th)

**CAREER RECORD:** ..... 42-32 (7th)

@USFFOOTBALL

@COACHTAGGART

@USFATHLETICS

#USF

#GOBULLS

#BULLSUNITE

## 2015 SCHEDULE

DATE	OPPONENT	KICK/TV/RESULT	NOTABLE
Sat., Sept. 5	<b>FLORIDA A&amp;M</b> Raymond James Stadium	W, 51-3 ESPN3	USF posts 556 yards & 7 TD Defense logs 15 TFL, 12 yds rushing
Sat., Sept. 12	at #11/8 Florida State Tallahassee, Fla.	L, 14-34 ESPN	Tied 7-7 at the half D'Ernest Johnson two TD catches
Sat., Sept. 19	at Maryland College Park, Md.	L, 17-35 ESPNU	Senat 9 tackles, Flowers 85 yds rushing USF with 3 INT on defense
Fri., Oct. 2	<b>MEMPHIS*</b> Raymond James Stadium	L, 17-24 ESPN2	Mack posts 6th 100-yard game Bulls jumped to 10-0 lead
Sat., Oct. 10	<b>SYRACUSE* (Homecoming)</b> Raymond James Stadium	W, 45-24 CBSSN	Mack runs for 184 yards Most pts & yds vs. FBS since 2011
Sat., Oct. 17	at UConn* East Hartford, Conn.	W, 28-20 ESPNU	Mack 113 yards rushing Adams 118 yards, 3TD receiving
Sat., Oct. 24	<b>SMU* (Military Appreciation)</b> Raymond James Stadium	W, 38-14 ESPNNews	Flowers 201 yds & 3TD rushing 1st 3-game win streak since 2011
Sat., Oct. 31	at Navy* Annapolis, Md.	L, 17-29 CBSSN	Navy, 428 yds rushing, USF opp. record Bulls led 17-16 late in third quarter
Sat., Nov. 7	at East Carolina* Greenville, N.C.	7:30 p.m. CBSSN	L, 28-17 in Tampa in 2014 2-0 at ECU, first game there since 2003
Sat., Nov. 14	<b>TEMPLE*</b> Raymond James Stadium	TBA TBA	Second ever meeting L, 37-28 at Temple in 2012
Fri., Nov. 20	<b>CINCINNATI*</b> Raymond James Stadium	8:00 p.m. TBA	L, 34-17 at UC in 2014 W, 26-20 in Tampa in 2013
Fri., Nov. 28	at UCF* Orlando, Fla.	7:00 p.m. ESPN	Lead series 4-2 L, 23-20 to #17 UCF in Orlando in 2013

\* American Athletic Conference game  
 All games can be heard on the USF/IMG Radio Network and GoUSFBulls.com

## GAME DAY AT ECU

USF will make its first trip to Greenville since 2003 to face former Conference USA co-member ECU. The Bulls are 2-0 in Greenville winning in back-to-back years in 2002 (46-30) and 2003 (38-27, 20T) in the previous trips. Both teams enter Saturday off a road loss, ECU at UConn (31-13) and USF at Navy (29-17). ECU has lost two straight and three of its last four. Both teams offenses sputtered last week with ECU scoring 13 points at UConn and USF 17 at Navy.

■ 2 OF 11: Two of the three African-American head coaches in The American will square off Saturday. Willie Taggart and Ruffin McNeil are two of the 11 African-American head coaches in FBS football.

■ FORMER CONFERENCE MEMBERS: USF and ECU were both members of Conference USA for two seasons (2003 & 2004) with the Bulls winning both conference match-ups (38-37, 20T at ECU & 41-17 at USF).

■ FORMER BOWL OPPONENTS: USF has played in six bowl games and won four. One of those victories was a 24-7 victory over ECU in the PapaJohns.com Bowl in Birmingham in 2006. It marked the Bulls' first-ever bowl victory in the program's second bowl appearance.

■ EAST DIVISION: USF wraps up the regular season with four East Division games, two road games sandwiched by two home contests. The Bulls are tied for second in the division and will get division leaders, Temple and Cincinnati, at home while traveling to third-place ECU and sixth-place UCF. Five of the six teams in the East have at least two conference losses.

## USF QUICK FACTS

### HEAD COACH WILLIE TAGGART

Years Coached: \_\_\_\_\_ 6th season  
 Alma Mater: \_\_\_\_\_ Western Kentucky, 1998  
 \_\_\_\_\_ 4 year starter at QB; 11 WKU records;  
 \_\_\_\_\_ set NCAA record for rushing yards by a QB (3,997)  
**Career Record:** \_\_\_\_\_ 26-42 (6th)  
**Record at USF:** \_\_\_\_\_ 10-22 (3rd)  
**American Conf. Record:** \_\_\_\_\_ 8-14; 3rd season  
**Career Bowl Record:** \_\_\_\_\_ 0-1

### USF COACHING STAFF (game location)

Tom Allen (field) \_\_\_\_\_ Defensive Coord.  
 Danny Hope (field) \_\_\_\_\_ Co-Offensive Coord. - Offensive Line  
 David Reaves (box) \_\_\_\_\_ Co-Offensive Coord. - Quarterbacks  
 Raymond Woodie (box) \_\_\_\_\_ Asst. Head Coach - LBs & SPT  
 Ron Dugans (field) \_\_\_\_\_ Wide Receiver  
 David Gilbertson (box) \_\_\_\_\_ Tight Ends  
 Donte Pimpleton (field) \_\_\_\_\_ Running Backs  
 Eric Mathies (box) \_\_\_\_\_ Defensive Line  
 Alonzo Hampton (box) \_\_\_\_\_ Defensive Backs

**Analysts:** Joe Kinnan, Jared Clark, Saki Mihalakos,  
 Stephen Nicholas & Brock Willis

**Graduate Assistants:** Benny Morrison, Blake Treadwell,  
 Lindsey Lamar, Jim Nelson

### IN THE PRESS BOX

**OFFENSE:** David Reaves & David Gilbertson  
**DEFENSE:** Eric Mathies & Alonzo Hampton

## UNIVERSITY QUICK FACTS

**Location:** Tampa, Fla. **Enrollment:** 47,646  
**Nickname:** Bulls **Colors:** Green & Gold  
**Conference:** American Athletic  
**President:** Dr. Judy Genshaft  
**Athletic Director:** Mark Harlan  
**Football Office Phone:** 813-974-7170  
**Press Box Phone:** 813-350-6225

## TEAM OVERVIEW

**2014 Overall Record:** 4-8  
**2014 American Athletic Record:** 3-5  
**Starters Returning/Lost:** 12/11  
**Offense:** 4/5; **Defense:** 7/4  
**Special Teams:** 1/1  
**Lettermen Returning/Lost:** 42/27  
**Offense:** 19/13; **Defense:** 20/13  
**Special Teams:** 3/1

## FOOTBALL HISTORY

**First Year:** 1997; **First Year in FBS:** 2000  
**Overall Record (years):** 121-100 (18)  
**FBS Record (years):** 101-87 (15)  
**All-Time Bowl Record:** 4-2 (6 appearances)  
**Last Bowl:** 2010 Meineke Car Care (won)  
**First Team All-Americans:** 6  
**First Team All-Conference:** 22

## STADIUM INFORMATION

**Name:** Raymond James Stadium  
**Capacity:** 65,857 **Surface:** Tifway Bermuda 419  
**Record At Ray Jay:** 64-34 (.654)

## THE PROGRAM

The USF Football program completed its 18th season and 15th at the FBS level in 2014. The Bulls have made six bowl appearances, including every season between 2005-10, and have four bowl game victories. USF has produced 14 All-America selections, 25 NFL Draft picks and reached the No. 2 ranking in the Associated Press Poll in 2007.

## LAST TIME OUT

### BULLS WIN STREAK SNAPPED BY NAVY RUN GAME

USF gave up a program record 428 yards of rushing on a USF opponent record 69 carries on a beautiful fall day at Navy as the Midshipmen came from behind for a 29-17 victory. The Bulls led 17-16 with under 10 minutes to play, but Navy scored a pair of fourth quarter touchdowns to cap off 16 unanswered points to gain the victory.

- Navy's rushing yards (423) and attempts (69) marked program record highs for a USF opponent.
- USF was held to a season-low 62 yards rushing on just 24 carries. The Bulls ran a season-low 44 plays on offense and possessed the ball for just 20:47 in the game.
- Navy dominated time of possession 39:13 to 20:47 and had a huge 23:30 to 6:30 advantage in the second half.
- Navy went 9-of-17 on third down conversions and 2-of-2 on fourth down.
- USF jumped to a 7-0 lead when Rodney Adams returned the opening kickoff 97 yards for a touchdown.
- USF ran a season-low 44 offensive plays to Navy's 78.
- Adams had 225 all-purpose yards on the day as he caught three passes for 86 yards and had two kickoff returns for 139 yards. He fumbled following a big return to out near midfield late in the fourth quarter.
- Auggie Sanchez led USF with a career-high 14 tackles. Jamie Byrd and Nate Godwin added 10 each.

## QUICKLY SPEAKING

### USF TEAM

- USF has scored first in the last six straight games and in 7-of-8 games on the year.
- USF posted three-straight wins for the first time since starting the 2011 season 4-0.
- Rank 19th in the FBS having lost just three fumbles.
- Three of USF's four losses have come to teams currently ranked in the Top 25 of the Coaches Poll (#15 Memphis, #16 FSU & #25 Navy).
- The Bulls' victory over Syracuse marked the first non-conference win over a Power 5 opponent since winning at Notre Dame in 2011.
- USF has played 8 true freshmen and 18 freshmen eligibility players on the season. USF has played 26 true freshmen in the last three seasons, starting 15.

### OFFENSE

- UFS's 213 ypg rushing is on pace to shatter the USF season record and eclipse last year's rushing total by more than 1,000 yards. USF ranks 23rd in the FBS in Rushing Offense.
- After a slow start to the season, the USF receiving unit exploded for 20 catches, 395 yards and 5 TD in wins over Syracuse and UConn.
- With 29 offensive TD (17 run, 12 pass), USF has eclipsed its 2014 total of 22 (11 run, 11 pass) and posted its most TD in three seasons under Willie Taggart.
- At 391 ypg, the USF offense is on pace to post a top 3 season for the program and eclipse last season's offensive yardage by more than 500 yards.
- USF has posted 450+ yards of offense in three games. The Bulls' 556 yards in the season opener were the seventh-most in program history and most since 2012.
- UFS has 20 scoring drives of 2:00 or less on the year.
- USF's 45 points vs. Syracuse were the most vs. an FBS opponent since 2011.
- USF's 51 points vs. FAMU were the most in a game since 2011 and the most in a season opener since 2008.
- RB D'Ernest Johnson has four TD catches (22, 45, 1 & 71) and 240 yards receiving to set a new USF records for a running back for a season. He had a career-best five catches for 89 yards and two TD at Florida State.
- TE Sean Price is the USF all-time leader in receptions for a TE on his career with 67 & needs 14 yards to be the career receiving yardage leader.
- Quinton Flowers' 201 yards rushing vs. SMU are the most by an FBS QB on the year and set a conference and USF record for a QB.
- Quinton Flowers is averaging 72 yards rushing per game, after a career-best 201 vs. SMU, and is on pace for a Top 10 rushing season and QB record at USF.
- RB Marlon Mack recorded his eighth-career 100-yard rushing game vs. UConn, tied for 2nd-most all-time at USF and nearing the USF career record (12). 184 yards

vs. Syracuse marked the 2nd highest mark on his career.

- Marlon Mack ranks 3rd in The American and 31st nationally with 102 yards rushing per game, which is on pace to set a new USF season record.
- Marlon Mack has 1,759 career rushing yards, good for 6th on USF's career rushing chart, and on pace to become USF's fifth career 2,000-yard rusher this season.
- WR Rodney Adams posted career highs of 5 catches for 118 yards and 3 TD at UConn. His 3 TD tied a USF record. He leads USF with 5 receiving TD on the year, two shy of the USF season record.
- TE Elkanah Dillon led USF with 4 catches for 126 yards and a 62-yard TD vs. FAMU, the first Bull not named Andre Davis with 100-yards receiving since 2011.

### DEFENSE

- USF is 25th in the FBS, posting 7.4 TFL per game.
- Posted a season-high five sacks at UConn, three of which came from players in the secondary.
- Forced a season-high four turnovers vs. SMU, recovering three fumbles.
- Five of top eight tacklers are underclassmen
- USF held Memphis to 24 points, less than half of its 53.8 ppg average (3rd in the nation) entering the game.
- USF held SMU 16 points below its 30 ppg average.
- UFS held Memphis to 425 yards, well below its 570 ypg averaged (8th in nation) entering the game.
- USF has (8) INT on the year by (7) different players, and is on pace for most since 2010. USF had 6 INT last year.
- Jamie Byrd has posted 32 tackles, 7.5 TFL, 5.0 sacks, 2 forced fumbles, 2 QB hurries and a PBU in his LAST THREE games. He leads the team with 5.0 sacks and 9.0 TFL on the year.
- LB Auggie Sanchez has FOUR double-digit tackle games on the season and posted 14 at Navy.
- CB Deatrick Nichols posted a career-high seven tackles and 2.5 TFL vs. Syracuse. He is second on the team with 8.0 TFL on the year.
- LB Nigel Harris led the FBS with 6 forced fumbles last year as ranks 3rd among all active players nationally with 8 career forced fumbles.

### SPECIAL TEAMS

- Rank FIRST in the AAC/6th in FBS in kickoff returns (27.57). Rodney Adams had a 97-yard return for a TD at Navy is FIRST in the ACC/7th in the FBS at 30.6 ypr.
- Ray Guy Award candidate Mattias Ciabatti ranks second in the AAC and 21st nationally averaging 44.1 ypp on the year.
- Ciabatti tied a team record with 10 punts at FSU. He averaged 44.5 ypp and downed four inside the 20.
- Tajee Fullwood had a 46-yard punt return at FSU & 45-yarder vs. SMU. He ranks FIRST in the AAC/7th in the FBS at 16.6 ypr.



**USF FOOTBALL: A NEW ERA ON THE BAY**

USF's football show is not your normal coaches show. Shot and produced by 20-time emmy winning Awesome Films out of Pittsburgh, Pa., USF Football: A New Era On The Bay takes fans inside the program with stunning cinematography and unprecedented access that reveals what makes the Bulls a unique program on the rise led by Bay Area native Willie Taggart.

The 12-episode program tracks the Bulls development over the year with game highlights, player features and the sites and sounds of life as a Bull. The show will not air during USF's bye weeks.

**AIR TIMES:** Each game week

**Bright House Sports Network (CH 47 & 1147):** Thursdays at 11:30 p.m.; Fridays at 8:30 a.m.

**FOX Sun Sports (CH: 31 & 1148 HD (Bright House); CH: 76 & 576 (Verizon FiOS); DirecTV; Dish Network):** Thursdays at 4:00 p.m.

**WDFB TV (Blab TV - CH 48):** Pensacola, Destin, Mobile: Saturdays at noon

**LAST TIME THEY MET: ECU WON 28-17 IN TAMPA, 2014**

USF and ECU met on Oct. 11 last year in Tampa. Both teams passed for more than 250 yards and posted more than 23 first downs as ECU outscored USF 14-0 in the fourth quarter and 21-0 in the second half to leave with a win.

- USF led 17-7 half. Andre Davis scored on a 51-yard pass from Mike White and Marlon Mack on a three yard run.
- ECU scored three unanswered touchdowns in the second half, posting 301 of their 481 yards in the game
- Andre Davis caught 6 passes for 124 yards and a touchdown. Marlon Mack had 61 yards rushing and a TD.
- ECU's Allen logged 124 yards rushing and a TD on 18 carries.
- Nate Godwin led USF with eight tackles, while Johnny Ward had an interception.

**CHALLENGED BY TOP 25**

USF has played a strong schedule that has prepared it for the stretch run in the American East Division. The Bulls have four losses on the year and three of those have come against teams currently ranked in the Top 25 of the Coaches Poll and the other was a Power 5 road game.

- USF has losses to #15 Memphis, #16 Florida State and #25 Navy, among teams in the current Top 25. All of those teams have one loss or less and have a combined record of 22-2, with losses to No. 9 Notre Dame and Georgia Tech.
- USF played two of the three Top 25 teams in road games. The Bulls were tied at the half (7-7) at FSU, led 10-7 at the half vs. Memphis and led 17-16 late in the fourth quarter at Navy.

**DB'S ON TFL TEAR**

USF defensive backs have made a living in opponents backfield in Tom Allen's blitz heavy 4-2-5 scheme that utilizes their speed to get to the quarterback.

- Defensive backs have posted 29 of USF's 59 TFL (49%) on the year
- Safety Jamie Byrd leads the team with 9.0 TFL and 5.0 sacks, while corner Deatrick Nichols is second with 8.0 TFL and has one sack.
- Seven different defensive backs have a TFL on the year.

**DYNAMIC DUO BOTH HOLD AAC RECORDS**

With the explosion of Quinton Flowers in the run game, USF now has the second most dynamic rushing duo in The American and is closing fast on the top spot.

- Marlon Mack (3rd, 718 yds) and Flowers (10th, 578 yds) are one of four team duos that both rank in the Top 10 in the conference in rushing.
- Mack and Flowers have **BOTH run for over 200 yards** in a game and **BOTH own American Conference rushing records**. Mack set the overall conference game rushing record in his career debut with 275 yards and 4TD vs. Western Carolina in 2014. Flowers set the conference rushing record for a QB with 201 yards and 3TD vs. SMU in 2015.
- The pair helped USF post three-straight games of 250+ yards rushing and 4 games of 200+ on the year.

**"SPECIAL" TEAMS**

Assistant Head Coach Raymond Woodie took over guidance of the USF special teams in 2015 and the results are beginning to prove spectacular:

- USF LEADS the AAC and is in the **TOP 25 of the FBS** in two special teams categories: Punt Returns (12th, 15.58), Kickoff Returns (6th, 27.57)
- The Bulls are third in the AAC and 31st in the FBS in punting.
- Junior Rodney Adams had a 97-yard kickoff return for a TD at Navy and averaged 69.5 ypr on two returns. He ranks 6th in FBS/1st in the AAC averaging 30.6 ypr.
- Sophomore Tajee Fullwood in his first season as a punt returner ranks 7th in the FBS averaging 16.6 ypr. He has returns of 46 and 45 yards on the year and posted 82 yards on just three returns in a win over SMU.
- Sophomore D'Ernest Johnson is averaging 23.6 ypr on 8 kickoff returns.
- Punter Mattias Ciabatti is a Ray Guy Award Candidate on pace to shatter the USF career punting average record. He ranks 21st in the FBS and 2nd in The American with a 44.1 yard average. He leads The American in punts of 50+ yards (14) and is second in punts inside the 20 (13).

**EXPLOSIVE!**

USF has (12) SCORING PLAYS of 20+ yards on the season, including (7) of 40 yards or longer.

- USF had (12) such SCORING PLAYS all of last season, eight that were 40 yards or longer.
- The SCORING PLAYS have been evenly distributed between (7) players. Rodney Adams (3) and D'Ernest Johnson (3) lead the way.
- The Bulls have posted (42) 20+ yard EXPLOSIVE PLAYS on the year (5.4 ppg). USF had a total of (46) in 12 games last season (3.8 ppg). USF is on pace to post nearly 20 more such plays in 2015.
- Quinton Flowers has been responsible for 31 EXPLOSIVE PLAYS, throwing the football on 24 and running on 7, including a long run of 67 yards. Nine of those plays have gone for touchdowns.

**AMERICAN CONFERENCE STANDINGS**

School (rank)	CONF	Overall	Streak
<b>EAST</b>			
Temple	4-0	7-1	L1
USF	2-2	4-4	L1
Cincinnati	2-2	5-3	W2
East Carolina	2-3	4-5	L2
UConn	2-3	4-5	W2
UCF	0-5	0-9	L9
<b>WEST</b>			
Houston	4-0	8-0	W8
Memphis	4-0	8-0	W8
Navy	4-0	6-1	W2
Tulsa	1-3	4-4	W1
Tulane	1-4	2-6	L4

**UPCOMING GAMES**

**FRIDAY, NOV. 6**

TEMPLE AT SMU ..... 8 PM ..... ESPN2

**SATURDAY, NOV. 7**

UCF AT TULSA ..... NOON ..... ESPNNEWS

CINCINNATI AT HOUSTON ..... 3:30 PM ..... ESPN2

UCONN AT TULSA ..... 4:00 PM ..... ESPNNEWS

NAVY AT MEMPHIS ..... 7:00 PM ..... ESPN2

USF AT ECU ..... 7:30 PM ..... CBSNN

**AMERICAN CONFERENCE BOWL LINEUP**

**AutoNation Cure Bowl**  
Florida Citrus Bowl • Orlando, Fla.  
Dec. 19, 2015 • TBD • CBSNN

**Miami Beach Bowl**  
Marlins Park • Miami, Fla.  
Dec. 21, 2015 • 2:30 p.m. ET • ESPN

**Boca Raton Bowl**  
FAU Stadium • Boca Raton, Fla.  
Dec. 22, 2015 • 7 p.m. ET • ESPN

**Hawaii Bowl**  
Aloha Stadium • Honolulu, Hawaii  
Dec. 24, 2015 • 8 p.m. ET • ESPN

**St. Petersburg Bowl**  
Tropicana Field • St. Petersburg, Fla.  
Dec. 26, 2015 • 11 a.m. ET • ESPN

**Military Bowl**  
presented by Northrop Grumman  
Navy-Marine Corps Memorial Stadium • Annapolis, Md.  
Dec. 28, 2015 • 2:30 p.m. ET • ESPN

**Birmingham Bowl**  
Legion Field • Birmingham, Ala.  
Dec. 30, 2015 • Noon ET • ESPN



## DID YOU KNOW?

- **TE Sean Price** is co-president of USF's Student Athlete Advisory Committee, representing more than 400 student-athletes.
- **G Thor Jozwiak** and **C Brynjar Gudmundsson** were roommates for four years at USF and Gudmundsson will be a groomsman in Jozwiak's wedding this February.
- **P Mattias Ciabatti** is a four-handicap in golf and has shot 76 on the TPC Tampa Bay course and posted 71 in his last round before fall camp despite picking up the game just five years ago. **G Thor Jozwiak** is also around a 10-handicapper who averages 310 yards with the driver.
- **G Thor Jozwiak's** father, Brian, was an All-American at West Virginia and first round NFL Draft pick of the Kansas City Chiefs. He sported a mohawk identical to the one his son wears now. Thor, who is equipped with an out-going personality and talent for hyping up large crowds, is eyeing a future career in the WWE.
- **OL Mak Djulbegovic's** father, Benjamin, is a noted professor in USF's Morsani College of Medicine.
- **FR DB Devin Abraham** (Donnie Abraham) is the son of former Tampa Bay Buccaneer Donnie Abraham.
- RB Coach **Donte Pimpleton** and Head Coach **Willie Taggart** played on the same teams at Western Kentucky. Pimpleton was a back-up quarterback to Taggart and played some wide receiver and running back before taking the reigns at QB following Taggart's graduation.
- OC **Danny Hope** coached under Senior Offensive Consultant **Joe Kinnan** at Manatee HS in the early 80's. Willie Taggart played for Kinnan in the late 90's and helped lead the Hurricanes to a state title.
- **QB Coach David Reaves** is the son of John Reaves, an All-American QB at Florida and longtime NFL QB.

## DID YOU HEAR?

"They were very good on defense, athletic, strong, good players. They played their hearts out. It's a very tough, very physical football team."

- **Jimbo Fisher, FSU Head Coach**

"Willie Taggart is doing a tremendous job recruiting. Each year he gets better players. They ARE getting closer."

- **Mack Brown, ESPN**

## BULLS RECOGNITION

**RODNEY ADAMS**- Junior WR  
*American Conference Honor Roll (10.18)*

**JAMIE BYRD**- Senior S  
*American Conference Honor Roll (10.18)*

**MATTIAS CIABATTI** - Senior P  
*Ray Guy Award Watch List*  
*Athlon Preseason All-AAC First Team*  
*Phil Steele's Preseason All-AAC First Team*

**ELKANAH DILLON** - Freshman TE  
*ESPN SportsCenter Top 10 Play - vs. Memphis*

**QUINTON FLOWERS** - Sophomore QB  
*ESPN SportsCenter Top 10 Play - vs. FAMU*  
*American Conference Honor Roll (10.26)*

**BRUCE HECTOR** - Sophomore DT  
*American Conference Honor Roll (9.6)*

**MARLON MACK** - Sophomore RB  
*Maxwell Award Watch List*  
*Doak Walker Award Watch List*  
*Named one of Top 20 Running Backs On The Rise For 2015 by Athlon*

**SEAN PRICE** - Senior TE  
*Mackey Award Watch List*  
*Sporting News Preseason All-AAC Team*

## AWARDS WATCH

USF had three players named to four national awards watch lists: RB Marlon Mack (Maxwell & Doak Walker), TE Sean Price (Mackey) and P Mattias Ciabatti (Ray Guy) earned watch list recognition.

## OFFENSE ON PACE FOR USF PROGRAM RECORDS

The USF offense enters Saturday's game averaging 391 yards per game and 213 rushing yards per contest, including three contests vs. Power 5 conference teams, two of which were on the road.

■ USF's total offense average puts the Bulls on pace to post a top four season all-time in program history for offensive production. The Bulls' are on pace for the most yards since 2011 and to become just the second USF team since 2008 to eclipse 4,800 yards of offense.

■ USF's 213 yards per game rushing puts the Bulls on pace to shatter USF's season team rushing mark of 2,436 yards set in 2005.

## BULLS OFFENSE EXPLODES VS. SYRACUSE

USF used a 35-point second half to run away from Syracuse with 281 yards rushing on Homecoming to secure the Bulls first non-conference victory over a Power 5 program since winning at Notre Dame in 2011.

■ The Bulls scored their most points in a game versus an FBS opponent since 2011 vs. UTEP, 54-24.

■ USF gained 540 yards, the most versus an FBS opponent since posting 552 yards vs. Syracuse in 2012

■ USF had five scoring drives of 75 yards+, prior to the game USF had four scoring drives of 75+ on the season.

■ RB Marlon Mack logged 184 yards and two touchdowns on 20 carries. He averaged 9.2 ypc and had scoring runs of 45 and 25 yards.

## #MACKATTACK ON USF RUSHING RECORDS

Marlon Mack's **FOUR** 100-yard games so far and 184-yard outburst vs. Syracuse, have the sophomore on pace to threaten USF rushing records.

■ Mack's 102 ypg rushing average (718 yards) puts him in range to threaten the USF season record of 1,374 yards set in 2005 by Andre Hall.

■ Became the first USF player since 2005 to post three-straight 100-yard rushing games.

■ Mack's **FOUR** 100-yard games are tied for the third-best mark at USF and put him on pace to reach the USF season record of six 100-yard games set by Andre Hall in both the 2004 and 2005 seasons.

■ Mack's 1,759 career yards in just 19 career games played put him well on pace to become just the fifth 2,000-yard career rusher in USF history this season and be within 400 yards of the USF career record by the end of his sophomore season. At his current pace, he could surpass the USF career record of 2,731 yards set by Andre Hall (2004-05) by 1,000 yards at the end of his junior season.

■ Mack already owns the USF single game rushing record of 275 yards set in his first career game. His 184 yards vs. Syracuse rank as the ninth-best game mark in USF history.

## ADAMS TIES USF RECORD ON CAREER DAY EXCELLS IN RETURN GAME

St. Petersburg native Rodney Adams, who returned home after playing one season at Toledo following the death of his mother in a tragic car accident, exploded in wins over Syracuse and UConn, collecting four of his team leading 5 receiving TD on the year and 181 of his team-leading 333 receiving yards.

■ Tied a USF game record with three receiving TD at UConn, including TD catches of 44, 29 & 44 yards. Led USF with career highs of five catches and 118 yards receiving, the first 100-yard receiving game by a USF receiver not named Andre Davis since 2011. Davis left USF in 2014 owning 13 school receiving records.

■ Had three catches for 63 yards and 1 TD in a victory over Syracuse.

■ His 5 receiving TD on the year are on pace to catch Davis's and Elgin Hicks's USF season record of 7 TD catches.

■ Adams has also been BIG in the return game, posting a 97-yard touchdown return at Navy, the third-longest in USF history and first for a TD since 2010. His 30.6 kickoff return average ranks 7th in the FBS and FIRST in the AAC.

## SUSTAINED SCORING DRIVES

■ USF has 20 scoring drives of 60+ yards on the year, 17 for touchdowns. The Bulls had only 19 such drives all of last year, 16 for touchdowns.

■ Among those drives was a 12-play, 95-yard TD drive to take a 7-0 lead over Memphis, USF's longest since 2013.

■ USF had **FIVE** touchdown drives of 75 yards or more in a win vs. Syracuse.

■ 14 of the last 24 scoring drives have been 64 yards+.

## #BAYMADE

Head Coach Willie Taggart has stressed the importance of keeping local talent close to home and USF's recruiting efforts have reflected that. Taggart has added 17 Bay Area players to the roster in the last two recruiting classes and welcomed another seven through transfer, bringing Taggart's total addition of scholarship Bay Area players to 24 in the last two years. The Bulls have 46 Bay Area players on the roster including walk-ons.

USF has 19 players from the Bay Area on its two-deep, including 10 players on defense and five in the secondary.

"That's one thing that we said when we came here was this Bay Area was going to be the heart of this football team," Taggart said. "...we've found some guys that want to be here and wanted to be a part of this."

## GOING UP TEMPO

USF made changes in its offensive and defensive philosophy for the 2015 season with an emphasis on tempo and speed players. The Bulls sped up everything they did on and off the field during the offseason, including lifting ses-

sions, meetings and practice pace in preparation to play fast. The Bulls offense worked in more spread elements, multiple receiver sets and quarterback zone-read option plays while moving to a no-huddle offense with an announced goal of snapping the football with at least 15 seconds remaining on the play clock. The defense shifted to a 4-2-5 scheme keeping five defensive backs on the field in a base set as the Bulls look to get faster players on the field and swarm the football.

- The Bulls have posted (20) scoring drives of under 2:00 on the year, including four scoring drives of 2:06 or less in a win at UConn and four under 2:00 in a win over SMU. The Bulls have (9) of less than 1:00. 20 of 35 scoring drives have lasted 2:00 or less, only 8 have lasted more than 4:00.
- The Bulls have posted 400 yards or more offense in three games and 500+ twice on the year. USF had two 400-yard games last year and no 500-yard games.
- In its debut in the season-opener, the offense posted 556 yards and 51 points. The yardage marked the seventh-most in program history and the most since 2012. The points were the team's most since 2011.
- The offense exploded for 541 yards and 45 points in a victory over Syracuse, the most points in a game versus an FBS opponent since 2011 and most yards versus an FBS opponent since posting 552 yards vs. Syracuse in 2012.
- USF posted 312 second-half yards on its way to 461 yards of offense in a win at UConn.

**#BULLSHARKS DEFENSE**

The USF defense has adopted the moniker of "Bull Sharks" after the most aggressive and feared of sharks in the ocean and a species native to the warm waters of the Gulf of Mexico and the Bay Area. Defensive Coordinator Tom Allen was part of the highly successful "Land Shark" defense for three seasons at Mississippi. The 2014 Ole Miss defense led the nation in scoring defense giving up just 13.8 ppg and allowing a national low of 18 touchdowns. The Rebel defense led the SEC in five categories and ranked in the Top 20 nationally in 11.

- Ranks 25th in the FBS posting 7.4 TFL per game & 29th in FBS with 2.63 sacks per game.
- Has logged eight interceptions by seven different players. Three INT at Maryland were the most since 2011.
- Posted a season-high five sacks to go with 9.0 TFL with a blitz heavy scheme at UConn.
- Forced a season-high four turnovers vs. SMU, including three fumbles.
- USF held Memphis to 24 points, less than half of its 53.8 ppg average (3rd in the nation) entering the game.
- USF held SMU 16 points below its 30 ppg average.
- UFS held Memphis to 425 yards, well below its 570 ypg averaged (8th in nation) entering the game.
- Held FSU to 110 yards and seven punts in the first half as the Noles gained just 6 yards passing in the first 30 minutes.

**NEW TERMINOLOGY**

Tom Allen's 4-2-5 defense brought with it some new terminology for Bulls' defenders:

- Bull** - A smaller hybrid defensive end/linebacker
- Stinger** - Weakside linebacker
- Husky** - Strong safety that plays closer to the line
- Rover** - Strong safety that plays more in coverage
- Takeaways** - Tom Allen will not allow his players to use the word "turnover". All change of possession plays are "takeaways" signifying an aggressive act on the part of the defense and not an error committed by the offense.

**SANCHEZ HOOKS EM'**

Sophomore LB Auggie Sanchez has emerged as the mental and statistical leader of the Bull Sharks defense as he has snared a team-leading 70 tackles.



- Has (4) double-digit tackle games on the year and has led the team in tackles in three games.
- Led USF with a career-high 14 tackles at Navy.
- 5th in The American with 8.8 tackles per game.
- On pace to post a top 10 tackles season at USF and become just 10th Bull to post 100 tackles in a season.
- Serves as the quarterback of the USF defense calling the defensive alignments and adjustments.
- Is a Capital One Academic All-America nominee with a 3.5 GPA in communications, the highest among current Bull undergrads.
- Began his career at USF as a fullback.
- An avid fisherman who who has caught six varieties of game fish in Tampa Bay and would like to be a charter boat captain in the Bay Area one day.

**GODWIN'S GOT GAME**

A local Tampa product, Nate Godwin has established himself as one of the Bulls' most productive defenders. He ranked third on the team with 72 tackles in 2014.

- Third on the team with 42 tackles in 2015.
- Godwin led the Bulls with 9 tackles (6 solo) at FSU.
- Posted a season-high 10 tackles at Navy.
- Led the team in tackles in four games the last two years.
- His 163 career tackles lead all USF defenders.

**ANGRY BYRD LEADING IN TFL & SACKS**

Senior transfer DB Jamie Byrd, a native of nearby Dade City who earned NJCAA second team All-American and MFC first team All-Conference honors while playing at Iowa Western CC in 2013, joined the Bulls as an early enrollee in January of 2014. Byrd quickly earned the nickname "Angry Byrd" from his USF teammates, a take on the popular Angry Birds game and a reflection of his hard hitting relentless style that quickly installed him as a starting safety for 2014

- In the **LAST THREE GAMES**: 32 tackles, 7.5 TFL, 5.0 Sacks & 2 forced fumbles.
- Second on the team with 63 tackles, **LEADS TEAM** with 9.0 TFL, 5.0 Sacks, 2 INT and 3 PBU.
- Posted possibly the best game of his career leading USF with 12 tackles, 3.5 TFL, 2.0 sacks, 2 QB hurries and a pass break-up in the Bulls 28-20 win at UConn.
- Followed the UConn game with 10 tackles, 3.0 TFL, 2.0 sacks and 2 forced fumbles vs. SMU.
- Byrd led USF with 95 tackles in 2014
- **Has led USF in tackles in SEVEN career games: highs of 14 at Wisconsin and vs. Houston in 2014.**

**D-LINE EMERGING AS A FORCE**

A Bulls defensive line that entered the season with no proven stars and having lost its top three playmakers from 2014 (Todd Chandler, Elkin Watson and Derrick Calloway) has quickly proven to be a force for the Bulls 4-2-5 defense.

- D-Linemen posted 10 of the Bulls 15 TFL in the season opener vs. FAMU, the most for a USF team since 2007.
- D-Linemen posted six of the Bulls 7.0 TFL at FSU.
- Of the Bulls 59 TFL on the season, D-linemen have posted 27 and accounted for 11.0 of the Bulls' 21 sacks, which surpass 2014's D-line total in sacks (7) and closing in on the TFL total (28).
- USF posted 68 TFL and 20 sacks total in 2014. The Bulls have 59 and 21, respectively, so far in 2015.

**SITUATIONAL RECORDS**

UNDER WILLIE TAGGART	'13 & '14	2015
vs. Top-25 opponents (AP/Coaches)	0-5	0-1
vs. Top-10 opponents (AP/Coaches)		0-1
USF Scores First	2-6	4-3
Opponent Scores first	4-12	0-1
USF leads after 1st quarter	3-1	2-2
Opponent leads after 1st quarter	3-12	1-1
USF leads at half	2-2	4-1
Tied at half	1-1	0-1
Opponent leads at half	3-15	0-2
USF leads after 3rd quarter	3-2	4-1
Opponent leads after 3rd quarter	2-16	0-3
Tied after 3rd	1-0	0-0

**USF OFFENSE**

SCORING: 17 points or less	2-11	0-4
SCORING: 20 or more points	3-4	4-0
SCORING: 30 or more points	2-0	3-0
TOTAL OFFENSE: 400 or more yards	2-0	3-0
TOTAL OFFENSE: 500 or more yards	0-0	2-0
TOTAL OFFENSE: 300 yards or less	3-14	0-3
RUSHING: 200 or more yards	1-1	4-1
RUSHING: 300 or more yards	0-0	0-0
RUSHING ATT: 40 or more	2-2	4-2
PASSING: 200 or more yards	2-4	2-1
PASSING: 300 or more yards	0-2	0-0
PASSING ATT: 25 or more	4-14	0-1
1st DOWNS: at least 20	1-2	2-0
3rd DOWNS: convert 40% or more	2-5	1-0
TURNOVERS: two or less	6-13	4-3

**USF DEFENSE**

SCORING: allow 15 points or less	3-0	2-0
SCORING: allow 20 points or less	3-3	3-0
SCORING: allow 21 points or more	2-15	1-4
TOTAL OFFENSE: 300 yards or less	2-6	1-0
RUSHING: allow 150 yards or less	4-8	3-2
RUSHING: allow 100 yards or less	3-3	2-0
PASSING: allow 150 yards or less	2-5	0-0
PASSING: allow 100 yards or less	1-4	0-1
1st DOWNS: allow 15 or less	2-1	1-0
3rd DOWNS: convert 33% or less	2-4	1-1
TURNOVERS: two or more	2-11	3-1

**TEAM COMPARISON**

RUSHING YARDS: USF has more	4-3	4-2
PASSING YARDS: USF has more	3-7	2-1
TOTAL YARDS: USF has more	3-2	2-0
TURNOVERS: USF has fewer	1-5	3-1
TIME OF POSSESSION: advantage	3-8	0-1
1ST DOWNS: USF has more	3-3	2-0
PENALTIES: USF has fewer	2-5	2-3
SPECIAL TEAMS SCORE: USF scores TD	1-1	0-1

**USF INDIVIDUALS**

RUSHING: 100-yard rusher	3-4	4-1
PASSING: 200-yard passer	1-4	1-1
RECEIVING: 100-yard receiver	1-4	2-0
RUSH/PASS: 100-yard rusher/200-yard passer	1-1	0-0

**USF LARGEST CROWDS**

**PLAYED IN FRONT OF**

1. 99,235	at Penn State	Sept. 3, 2005	L, 23-13
2. 90,612	at Florida	Sept. 12, 2010	L, 38-14
3. 83,524	at Florida State	Sept. 26, 2009	W, 17-7
4. 82,617	at Auburn	Sept. 8, 2007	W, 26-23 OT
5. 80,795	at Notre Dame	Sept. 3, 2011	W, 23-20
6. 78,900	at South Carolina	Sept. 18, 2004	L, 34-3
7. 78,111	at Wisconsin	Sept. 27, 2014	L, 27-10
8. 76,780	at Alabama	Aug. 30, 2003	L, 40-17
9. 74,432	at Oklahoma	Sept. 28, 2002	L, 31-14
10. 72,811	at Florida State	Sept. 12, 2015	L, 14-34
11. 70,401	at Michigan St.	Sept. 7, 2013	L, 21-6
<b>12. 69,383</b>	<b>vs. Florida State</b>	<b>Sept. 29, 2012</b>	<b>L, 30-17</b>
<b>13. 67,012</b>	<b>vs. West Virginia</b>	<b>Sept. 28, 2007</b>	<b>W, 21-13</b>
<b>14. 66,469</b>	<b>vs. Miami</b>	<b>Nov. 28, 2009</b>	<b>L, 31-10</b>
<b>15. 65,948</b>	<b>vs. UCF</b>	<b>Oct. 13, 2007</b>	<b>W, 64-12</b>
<b>16. 63,976</b>	<b>vs. Cincinnati</b>	<b>Oct. 15, 2009</b>	<b>L, 34-17</b>



## THE #MACKATTACK

### MARLON MACK - 2014 AAC ROOKIE OF THE YEAR

Running back Marlon Mack, from nearby Sarasota, Fla., started every game as a true freshman and emerged as the top running back in the American Athletic Conference:

#### 2015 SEASON

- Second in The American/22nd in FBS averaging 114 yards rushing per game and 6.4 yards per carry.
- FOUR 100-yard games on year, third-most ever at USF
- Posted 3-straight 100-yard games, first USF player to accomplish the feat since 2005.
- 113 yards on just 13 carries (8.7 ypc) in a win at UConn.
- 184 yards and 2 TD on 20 carries in win vs. Syracuse, second-highest total on his career.
- 107 yards on 20 carries vs. Memphis
- 131 yards and 1 TD on 23 carries vs. FAMU
- 83 yards at FSU
- 6th all-time at USF in career rushing (1,759 yards), on pace to become 5th 2,000-yard career rusher this season.
- 8 career 100-yard games, 2nd all-time at USF, nearing USF career record of 12.

#### 2014 SEASON AAC RANKINGS: 1st in total rush yards (1,041), 1st rush yards per game (86.8), 4th in rushing TD (9).

- FOUR 100-yard games in 2014 as a freshman (most since 2009), USF was 3-1 in those games.
- 1,041 yards in 2014, 4th-best season and a USF Freshman record.
- Fourth 1,000-yard rushing season in program history, third player to accomplish the feat.
- Made a huge splash in his collegiate debut. Tied the USF single-game **school record** with 275 yards rushing (176 in the second half), and four rushing touchdowns and set the USF single-game all-purpose yards record (280).
- **Set American Athletic Conference rushing record with 275 yards in his debut.**

#### FLOWERS SHOWING SOME SERIOUS LEG

Quinton Flowers came to USF ranked as the No. 9 dual-threat quarterback in the nation and seen as one of the top athletes in Florida by the recruiting services.

The sophomore has quickly shown why in 2015, making plays with his legs and showing the diversity he brings to the Bulls' spread attack.

- Ran for a USF & AAC record 201 yards (8.7 ypc) and 3TD in a win over SMU, the most rushing yards by an FBS QB on the season so far.
- Busted free for a USF season high run of 67 yards vs. SMU. Has (7) runs of 20+ yards on the year, the most for a USF player.
- Earned ESPN SportsCenter Top 10 play recognition for a scrambling, weaving, magician-like 22-yard TD pass to D'Ernest Johnson vs. FAMU in which he threw the ball across his body and across the field.
- Ran for 85 yards on 24 carries at Maryland.
- Ran for 98 yards & a TD on 15 carries (6.5 ypc) in a win at UConn, including a 15-yard TD run.
- His 578 yards rushing (72 ypg) already rank as the most by a USF QB since B.J. Daniels ran for 772 yards in 2009. He is on pace to post a Top 10 rushing season at USF and possibly challenge Matt Grothe's record for a quarterback of 872 yards in 2007.
- His SEVEN rushing TD lead the team.

#### THE ONE NOT NAMED MACK

While Marlon Mack entered 2015 on everyone's radar, sophomore RB D'Ernest Johnson was thrilling coaches with his play in practice and potential he could bring to multiple facets of the USF attack.

- Johnson is third on the team with 18 receptions for 240 yards and four TD's (71, 45, 22 & 1).
- Johnson hit Rodney Adams for a 29-yard TD on a halfback pass at UConn. He averaged 34 yards on two kickoff returns in the game and ran for 50 yards.
- Johnson set a USF season record for a running back for receiving yards and TD catches after just two games.
- Johnson's 71-yard TD on a wheel route at FSU, a play which he suggested on the sidelines prior to the down, cut the Seminole lead to 24-14 at the start of the 4th quarter.
- Johnson is averaging 23.6 yards on eight kickoff returns on the year.

#### YOUNG GUNS

USF's young talent has been on display, accounting for the majority of USF's offensive and defensive production on the year:

- The Bulls' top two rushers (Marlon Mack and Quinton Flowers) and three of the top four are sophomores and accounting for 1,471 of 1,711 (86%) of yards on the ground.
- Five of the Bulls' top seven leading receivers are sophomores or younger and have 66 of the Bulls 108 (61%) catches.
- The Bulls' starting quarterback is a sophomore.
- The Bulls' leading tackler (Auggie Sanchez) and five of the top eight tacklers are sophomores or younger.
- The Bulls' top punt returner is a sophomore.

#### KANO BREAKS OUT

Redshirt freshman TE Elkanah Dillon, known as Kano (KAY-No) to his teammates, has been impressing coaches for more than a year.

- He had a coming out party in his collegiate debut as the 6-5, 245-pounder led the Bulls with four catches for 126 yards and a 62-yard touchdown vs. Florida A&M. Kano's production marked a USF record for a tight end in a game, shattering the previous mark of 75 yards set in 1997, the Bulls' first season of football.
- His one-handed, 23-yard TD catch vs. Memphis earned ESPN SportsCenter Top 10 Play recognition.
- Kano came to USF as a 220-pounder who took up football during his sophomore year of high school, mostly to be with his friends. He got serious about it when he got his first scholarship offer prior to his junior season.

#### FLOWERS EARNS START

A four-star, dual-threat quarterback out of Miami, sophomore Quinton Flowers earned the starting quarterback job after long battle through the spring and fall camp with senior Steven Bench. He will make his second-career start in the season opener. He got his first start at quarterback for the Bulls at SMU in 2014, just two days following the tragic shooting of his half brother, Bradley Holt, in the Alapattah neighborhood of Miami. He played three-and-a-half quarters in the Bulls 14-13 win.

■ It wasn't the first time Flowers experienced tragedy, as he lived in high school with his uncle's family because both of his parents are deceased. Flowers was 7 years old when his father, Nathaniel, was shot and killed outside their home, and his mother, Nolita, died of cancer in

January 2012 during his junior year of high school.

- Flowers is the youngest of five children.
- Flowers passed for more than 6,000 yards and ran for more than 2,000 at Miami Jackson HS, where he was ranked the No. 9 dual threat QB in the nation by 247Sports and had offers from Alabama, Nebraska, Florida, Miami (Fla.), Texas and Tennessee among others.
- Flowers is the fifth quarterback to earn a start under coach Willie Taggart.

#### PRICE SETS TIGHT END RECORD

Senior TE Sean Price, a 2015 Mackey Award Watch List member, is now the Bulls' most prolific pass catching tight end in program history.

- Has 67 career receptions, breaking USF's all-time record by a tight end of 60 set by Cedric Hill (2005-08).
- Has 762 career receiving yards, closing in on USF's all-time record for a tight end, currently held by Cedric Hill (774 yards, 2005-08).
- Had two catches for 66 yards vs. Memphis
- The co-president of USF's Student Athlete Advisory Board (SAAB).

#### IMMEDIATE IMPACT

Freshman wide receiver Chris Barr (Jacksonville) entered 2015 No. 1 on the depth chart at the slot receiver position for the Bulls. He is just one of five-true freshmen that found a spot on the opening 2015 depth chart and among several others that have seen action on the year. In all the Bulls had 13 freshmen (redshirt and true) on the opening 2015 depth chart.

- **USF has STARTED 16 true freshmen in the last three seasons and played 25.**
- **True Freshmen to START on Year (2):** Chris Barr (WR), Ronnie Hoggins (CB).
- **True Freshmen to PLAY on Year (7):** Chris Barr (WR), Danny Thomas (LB), Ronnie Hoggins (CB), Khalid McGee (S), Jordan Reed (WR), Nate Ferguson (S) & Jaymon Thomas (S)
- **Redshirt Freshmen to START on Year (-): -**
- USF had 31 **UNDERCLASSMEN** see action in 2014, of those 17 were true or redshirt freshmen.

#### DEGREE EARNED

Eight Bulls have already earned their USF degrees, including starting center Brynjar Gudmundsson and starting left guard Thor Jozwiak, who anchor the Bulls offensive line. Starting "Stinger" linebacker C.J. Garye, starting

"Bull" defensive end Zack Bullock, All-AAC punter Mattias Ciabatti, back-up quarterback Steven Bench, fullback Corian Hamilton and tight end Tye Turner all have their degrees from USF. Ciabatti graduated with better than a 3.5 grade-point average in civil engineering.

## ONE OF THE AMERICAN'S BEST RECRUITING CLASSES AGAIN

For the second-straight season, the USF signing class was ranked among the best in the American Athletic Conference. Head Coach Willie Taggart received National Letters of Intent from 19 student-athletes on National Signing Day. They joined one 2015 signee who enrolled at USF in January and a four-star fall transfer that were on campus participating in the team's winter conditioning program. The Bulls had 21 total members in the class of 2015. Taggart's third USF recruiting class, second on a full cycle, was rated the second-best in The American by 247Sports, Scout and Rivals. This on the heels of the No. 1 ranked class in the conference in 2014. Twenty players in the Bulls' 2015 class earned a three-star rating from at least one recruiting service. That list does not include four-star offensive lineman Reilly Gibbons (St. Petersburg) who signed with Stanford in 2014, but announced his decision to become a Bull in the fall. He joined the USF program in January and was granted an NCAA waiver for immediate eligibility. The Bulls welcomed five players to the roster that hail from the Bay Area, bringing Taggart's total of Bay Area recruits to 17 in the last two seasons. USF added nine players on the defensive side of the ball and 12 on offense to its roster.

## TRANSFER GAINS

UCLA quarterback Asiantii Woulard, N.C. State wide receiver Marquez Valdes-Scantling and Texas linebacker Cecil Cherry are the latest of a significant haul of high level transfers to join the Bulls' program in the last two seasons. Woulard, Valdes-Scantling and Cherry are Florida natives and joined fellow Floridians in Wisconsin safety Austin Hudson and Stanford offensive lineman Reilly Gibbons as talented additions alongside Willie Taggart's 19-member 2015 recruiting class. They joined current Bulls Rodney Adams (Toledo), Jamie Byrd (TCU/Iowa), A.J. Legree (Kentucky) and Austin Aikens (Western Kentucky) as Floridians to transfer to USF as well as Georgia native Steven Bench (Penn State) to give USF 10 such transfer players on the 2015 team.

"Nearly all of the transfers we've asked to join our program are guys we knew very well. We built very strong relationships with them and their families during their high school recruiting process" - Willie Taggart

## STAFF CHANGES & ADDITIONS

USF saw the addition of five new coaching staff members and the promotion of two during the offseason. The Bulls added Defensive Coordinator Tom Allen (Ole Miss), Co-Offensive Coordinator Danny Hope (Purdue), Defensive Backs Coach Alonzo Hampton (Western Kentucky), Running Backs Coach Donte Pimpleton (Kentucky Wesleyan) and Tight Ends Coach David Gilbertson (USF GA) as new members to the staff. Quarterback Coach David Reaves was promoted to co-offensive coordinator/passing game coordinator and Linebackers Coach Raymond Woodie was promoted to assistant head coach/linebackers/special teams. USF also added Director of Player Personnel Jon Haskins and Senior Offensive Consultant Joe Kinnan, a Hall of Fame Florida high school coach, to the staff.

## WELCOME BACK BULLS

USF welcomed back two very popular former Bulls as part of the 2015 coaching staff. Former NFL and USF All-Big

East linebacker **Stephen Nicholas** (2006) joined the Bulls' coaching staff as a defensive analyst after completing a seven-year NFL career as a linebacker for the Atlanta Falcons. He was a fourth-round NFL Draft pick by the Falcons in 2007, the second-ever Bulls' linebacker drafted, and ranks fourth on the USF career tackles chart with 326. **Lindsey Lamar**, a 2012 graduate and 2010 Big East Special Teams Player of the Year, joined the staff as a graduate assistant on offense. He set a USF season record with 903 kick return yards and is the career kickoff return yardage (1,816) and returns (80) leader in USF history.

## TOMEY JOINS USF

Longtime college football coach Dick Tomey joined USF in February as an Associate Athletic Director for Sports Administration with oversight of the football program. Tomey, who compiled 183 wins in 29 years as a collegiate head coach, ended his football coaching career in 2011 after returning to serve as special teams coach at the University of Hawaii. He began his head-coaching career at Hawaii in 1977 and went on to lead the Warriors program for 10 seasons (1977-1986), earning WAC Coach of the Year Honors in 1981. Tomey gained national prominence while leading the University of Arizona football program for 14 seasons (1987-2000), garnering seven bowl bids, a Pac-10 title and compiling a program-record 95 wins (95-64-4). Tomey earned Pac-10 Coach of the Year honors in 1992.

## LOCAL FLAVOR

The USF roster is built on a bedrock of local Tampa Bay area talent. Of the Bulls 28 signees in the 2014 class ranked No. 1 in The American, 12 hailed from the Bay Area. Taggart has recruited 17 Bay Area players in the last two seasons. The Bulls have 47 players on the roster that attended high school within an hour of Tampa Bay. Overall 91 of the 109 players on the USF roster hail from the state of Florida with the next closest state being Georgia with 7.

## TAGGART RETURNS HOME

USF Head Coach Willie Taggart was able to return to his home state when he became a Bull. Taggart was a prep standout at Bradenton Manatee High School as a youngster where he guided the Hurricanes to the state 5A Championship game. He led his squad to the title game his junior year and helped the school post a 26-4 record during a two-year spa, while recording more than 3,000 yards passing and 975 yards on the ground.

## TAGGART TURNAROUND

Head Coach Willie Taggart has been here before. He took over a WKU program that had lost 20-straight games and posted a 2-10 mark in his first season as head coach. The following campaign, the Hilltoppers went 7-5 to post the biggest turn-around in Sun Belt Conference history. WKU followed that up with a 7-6 mark in year three (2012) and WKU's first-ever bowl game appearance.

## TAGGART AS A HEAD COACH

Taggart is in his sixth season as a head coach, and second at USF after leading Western Kentucky to the school's first-ever bowl game in 2012. Prior to joining the Bulls, he spent three seasons at Western Kentucky as the head coach, (2010-12: 16-20, .444) and 11 seasons as an assistant coach. Taggart started his coaching career in 1999 with the Hilltoppers, serving as an assistant for eight years (1999-2006: 67-31, .684) before heading to Stanford for three seasons to serve as an assistant coach under Jim Harbaugh. Following his stint on the Farm, Taggart got a chance to return to his alma mater as the head coach at WKU.

## TAGGART INSTALLS CULTURE

Head Coach Willie Taggart has focused on installing a pervasive culture of accountability, achievement and unity in his USF football program built on some key tenants. The mantras "Do Something" "Blame No One" and "Make No Excuses" were installed on large banners surrounding the practice facility and throughout the football facility. Taggart's office door has a sign on it reading "The Make No Excuses Office" and the Bulls added the phrase "Find A Way" to all of their apparel for the 2014 season. Taggart added a pool table, ping-pong table and furniture to the Bulls locker room creating a space where the team congregates and interacts. Players and staff were challenged to learn the USF fight song and were called up one-by-one in front of the team during fall camp meetings to perform it with "Dawn Patrol" consequences for failure.

## WINNING CLOSE GAMES

The Bulls are 7-3 in one-possession games in Head Coach Willie Taggart's two seasons, including a 4-1 mark in 2014. USF has lost just one American Conference game decided by one-possession, going 6-1 under Taggart.

## STRONG SCHEDULING

- The Bulls have annually produced one of the top non-conference schedules in the nation and will continue to do so through 2024.
- The Bulls have 18 non-conference games vs. "Big Five" conference opponents between 2013-2022.
- The Bulls are scheduled to play 7 games vs. four Big Ten opponents over seven seasons (2013-19), including this year at Maryland on Sept. 19. USF has upcoming dates with Wisconsin (2019), Maryland (2015) and Illinois (2017 & 2018).

In 2013, USF played just its second ever game against a Big Ten foe at Michigan State, which finished 2013 ranked No. 3 in the nation.

The Bulls returned to Big Ten country again in 2014 with a road date at No. 17 Wisconsin.

- USF will play eight games vs. ACC opponents between 2013-2022, with five of those in Raymond James Stadium. The Bulls have upcoming home-and-home series with Florida State (2015 & 2016), Syracuse (2015 & 2016) and Georgia Tech (2021 & 2022) joining the Bulls games vs. Miami in 2013 and N.C. State in 2014 at Ray Jay.
- The Bulls also have a two-for-one series with Texas (2020, 2022 & 2024) and a home-and-home with BYU (2021 & 2022).

## THE PROPOSAL

Senior 6-4, 318-pound guard Thor Jozwiak is just a teddy bear at heart. The outgoing lineman got engaged over the summer using 20,000 rose pedals to create a path to the beach for his fiancée, Samantha Visser. After orchestrating an elaborate scheme to get Visser and her mother to the beach for the surprise, Jozwiak got down on one knee to pop the question. The pair have set a wedding date of February 20. Visser is a USF graduate and is working as a nurse in the neonatal unit at All Children's Hospital in St. Petersburg. The man Jozwiak lines up next to on the Bulls' offensive line will serve as a groomsmen. Senior center Brynjar Gudmundsson and Jozwiak were roommates for four years at USF.





# HEAD COACH WILLIE TAGGART

**3rd Season at USF (10-22)**

**6th Season Overall (26-42)**

**Western Kentucky, 1998**

## 1 OF 11

Willie Taggart is one of 11 African-American FBS head coaches in college football this season and Taggart is one of three such coaches in The American. Joining Taggart on the list are James Franklin (Penn State); Darrell Hazell (Purdue); Curtis Johnson (Tulane); Mike London (Virginia); Derek Mason (Vanderbilt); Ruffin McNeill (East Carolina); Trent Miles (Georgia State); David Shaw (Stanford); Charlie Strong (Texas) and Kevin Sumlin (Texas A&M).

## #DOSOMETHING

Willie Taggart coined the phrase "Do Something" for his team when he arrived on the USF campus and the avid twitter user (@CoachTaggart w/12.4K+ followers) has made it a popular hashtag among USF students. The phrase has become a mantra throughout the USF Athletic Department with athletes from many of the school's 19 varsity sports repeating the phrase to Taggart when they see him in the Lee Roy Selmon Center, which houses the department's coaches and athletes. Taggart even had a parking bumper created for his spot outside the football facility with "#DoSomething" painted on it.

### TAGGART FILE

#### EDUCATION

- B.S. in social sciences, Western Kentucky (1998)

#### FOOTBALL COACHING EXPERIENCE

- 2013-present: Head Coach, USF
- 2010-12: Head Coach, Western Kentucky
- 2007-09: Running Backs, Stanford
- 2003-06: Asst. Head Coach/Quarterbacks, Western Kentucky
- 2001-02: Co-Offensive Coordinator/Quarterbacks, Western Kentucky
- 2000: Quarterbacks, Western Kentucky
- 1999: Wide Receivers, Western Kentucky

#### FOOTBALL PLAYING EXPERIENCE

- 1994-98: Four-year letterwinner, quarterback, Western Kentucky

#### POSTSEASON/BOWL GAMES

- 2012 Little Caesars Pizza Bowl (Central Michigan 24, WKU, 21)
- 2009 Sun Bowl (Oklahoma 31, Stanford 27)
- 2004 NCAA Division I-AA Playoffs (Lost at Sam Houston St., 54-24)
- 2003 NCAA Division I-AA Playoffs (Def. Jacksonville St., 45-7; lost at Wofford, 34-17)
- 2002 NCAA Division I-AA Champions (Def. Murray St., 59-20; def. W. Illinois, 28-21; def. Georgia Southern, 31-28; def. McNeese St, 34-14)
- 2001 NCAA Division I-AA Playoffs (Lost at Furman, 20-24)
- 2000 NCAA Division I-AA Playoffs (Def. FAMU, 27-0; lost to Appalachian State, 14-17)

#### PERSONAL

- Born Aug. 27, 1976
- Wife, Taneisha
- Sons: Willie, Jr. & Jackson; daughter: Morgan

### TAGGART AT A GLANCE

- ▶ Hired Dec. 9, 2012, 3rd head coach in USF history.
- ▶ Tampa Bay area native born in Bradenton, Fla. in 1976. The youngest of six kids, his parents, John & Gloria, worked the fields in Palmetto, Fla. picking vegetables.
- ▶ An all-state QB at Bradenton Manatee HS, led Hurricanes to back-to-back state title games and state championship as a junior.
- ▶ Recruited to Western Kentucky by Jim Harbaugh where he played for Jim's dad, Jack Harbaugh.
- ▶ Remains very close to the Harbaugh family and Harbaugh brothers, Jim & John. Jim was the best man in Taggart's wedding. John visited USF practice in August.
- ▶ 4-year QB starter at WKU where he set 11 school records and posted an NCAA DI record for rushing for a quarterback (3,997). A 1998 All-American and I-AA Independent Offensive Player of the Year. His No. 1 jersey was retired at WKU.
- ▶ Led WKU to a victory at USF in 1998, rushing for 206 yards and scoring three TDs, including the winning TD in fourth quarter.
- ▶ Has picture in his office of himself being tackled by four USF players from his WKU playing days.
- ▶ Helped lead WKU to I-AA national title as co-offensive coordinator in 2002.
- ▶ Assistant coach for three seasons at Stanford (2007-09) under head coach Jim Harbaugh. Helped team go from 1-11 the season before he arrived to No. 14 ranking and first bowl game since 2001 in the 2009 season.
- ▶ Guided Stanford's Toby Gerhart to Doak Walker Award and runner-up Heisman Trophy finish while posting Stanford record 1,736 rushing yards and 26 TDs in 2009.
- ▶ Helped Stanford lead the Pac-10 in total offense (441.4 ypg) and rank 11th in FBS in rushing (224.3 ypg) in 2009.
- ▶ Took over WKU program that had lost last 20 games. Losing skid extended to 26 games in his first season before turning the program around and posting back-to-back winning seasons and program's first-ever bowl appearance.

### TAGGART RECORD AS HEAD COACH

SEASON	W	L	PCT.	NOTES
2010 (WKU)	2	10	16.6	First year as Head Coach
2011 (WKU)	7	5	58.3	Biggest turnaround in Sun Belt Conference history
2012 (WKU)	7	6	53.8	2012 Little Caesars Bowl
2013 (USF)	2	10	20.0	
2014 (USF)	4	8	33.3	
2015 (USF)	4	4		
<b>TOTALS</b>	<b>26</b>	<b>42</b>		

## YOUNGEST COACHES IN FBS & AMERICAN CONFERENCE

At 39, Willie Taggart (8/27/1976) is the youngest head coach in the American Athletic Conference, turning 39 a month after Memphis' Justin Fuente, and the sixth-youngest FBS head coach, behind Bryan Harsin (38, Boise State), Kliff Kingsbury (36, Texas Tech), Neal Brown (35, Troy), Matt Campbell (35, Toledo) and P.J. Fleck (34, Western Michigan).

### HEAD COACHES AGES IN THE AMERICAN ATHLETIC CONFERENCE

Name	School	Age
Willie Taggart	USF	39
Justin Fuente	Memphis	39
Tom Herman	Houston	40
Matt Rhule	Temple	40
Bob Diaco	UConn	42
Philip Montgomery	Tulsa	43
Chad Morris	SMU	46
Tommy Tuberville	Cincinnati	60
Ken Niumatalolo	Navy	50
Curtis Johnson	Tulane	53
Ruffin McNeill	East Carolina	56
George O'Leary	UCF	69



## NCAA POWER RANKINGS

RK	TEAM	RECORD	PTS	TREND
1	Clemson	8-0	312	1
2	Ohio State	8-0	307	1
3	LSU	7-0	300	—
4	Baylor	7-0	283	—
5	TCU	8-0	275	—
6	Michigan State	8-0	258	—
7	Alabama	7-1	243	1
8	Florida	7-1	224	2
9	Notre Dame	7-1	213	—
10	Stanford	7-1	210	3
11	Iowa	8-0	201	1
12	Oklahoma State	8-0	189	1
13	Oklahoma	7-1	162	—
14	Utah	7-1	158	—
15	<b>MEMPHIS</b>	8-0	148	—
16	Florida State	7-1	125	2
17	Michigan	6-2	110	1
18	<b>HOUSTON</b>	8-0	108	1
19	Ole Miss	7-2	98	1
20	<b>TEMPLE</b>	7-1	69	1
21	Toledo	7-0	68	—
22	North Carolina	7-1	55	4
23	UCLA	6-2	30	1
24	Mississippi State	6-2	19	2
25	<b>NAVY</b>	6-1	15	—

## USA TODAY COACHES POLL

RK	TEAM	RECORD	PTS	TREND
1	Ohio State(48)	8-0	1574	—
2	Baylor(9)	7-0	1481	—
3	TCU(4)	8-0	1441	—
4	LSU(1)	7-0	1388	—
5	Clemson(2)	8-0	1377	1
6	Michigan State	8-0	1337	1
7	Alabama	7-1	1223	—
8	Stanford	7-1	1069	—
9	Notre Dame	7-1	1068	—
10	Oklahoma State	8-0	978	—
11	Iowa	8-0	968	—
12	Florida	7-1	942	—
13	Oklahoma	7-1	819	—
14	Utah	7-1	770	—
15	Florida State	7-1	693	—
16	Memphis	8-0	652	—
17	Michigan	6-2	587	—
18	Houston	8-0	505	1
19	Ole Miss	7-2	436	2
20	Toledo	7-0	396	—
21	North Carolina	7-1	215	—
22	UCLA	6-2	199	3
23	Temple	7-1	164	1
24	Texas A&M	6-2	148	—
25	Mississippi State	6-2	104	—

## VS. RANKED TEAMS

■ **UNDER TAGGART:** 0-6: The Bulls faced three Top 25 ranked teams in 2013: falling to No. 15 Miami (49-21) and No. 18/16 Louisville (34-3) and at No. 17/19 UCF (23-20). In 2014: USF fell at No. 19 Wisconsin (27-10) and to No. 19 ECU (28-17).

■ **OVERALL RECORD:** USF is 9-20 all-time vs. FBS ranked teams since joining the FBS in 2000. The Bulls are 13-25 overall when playing ranked foes, including a 4-5 record vs. I-AA (FCS) teams from 1997-2000.

■ **LAST WIN:** The Bulls last downed a ranked team on Sept. 3, 2011 with a 23-20 victory at No. 16/18 Notre Dame, and have lost their last four meetings with ranked foes.

■ **AT HOME:** USF is 5-10 at home vs. FBS ranked teams, last posting a win with a 30-19 victory over No. 20 West Virginia on Oct. 30, 2009.

■ **ON THE ROAD:** USF is 4-10 on the road vs. FBS ranked teams, last posting a win with a 23-20 victory at No. 16/18 Notre Dame on Sept. 3, 2011.



## THE HERD

USF Student Government recently passed a resolution to officially rename the USF student section The Herd. USF's student section numbers more than 12,000 students, making it the largest in the American Athletic Conference and among the largest in the nation.

## FOR THE RECORD: HOME; ROAD; CONFERENCE; NON-CONFERENCE MARKS

### HOME COOKIN'

■ USF has posted a 80-41 (.662) record in home games since the program started in 1997, 69-33 in Raymond James Stadium. USF played its home schedule in 1997 and the first two games of the '98 season in Tampa Stadium, going 6-3, moving to Raymond James for the Citadel game in '98.

■ USF has notched a winning home record in 13 of its 18 seasons. It's gone undefeated three times (2002, '01 and '00) and suffered just one loss five times (2007, '06, '05, 1999 and '98).

■ The Bulls five seasons with a losing home record were in 2014 (2-5); 2013 (1-5); 2012 (2-4), 2011 (3-4) and 2004 (2-4).

### ON THE ROAD

■ USF has posted a 39-56 record in true road games during the program's 19-year history.

■ The Bulls have had four seasons with winning road records (2010, '07, '03 and '02) and four where they finished at .500 (2009, '08, '06 and 1998).

■ In the first five seasons of program history, the Bulls were 6-15 (.286) in road games, but in the 10 seasons since then, USF has gone 31-34, including seven of 10 seasons at .500 or better.

■ USF is 19-28 in conference road games. The most wins in a season is three.

### CONFERENCE COMPETITION

After spending the first six seasons of program history as an independent, USF joined Conference USA in 2003, and then, moved to the BIG EAST in 2005. Realignment mopped the BIG EAST into the American Athletic Conference in 2013.

■ Overall, USF is 38-55 in its 13th year as a conference member. The Bulls were 8-8 (.500) over their two-year span with C-USA and went 22-34 (.392) in eight seasons in the BIG EAST.

■ First-year Head Coach Willie Taggart made history in his last conference as his one-year turnaround from 2-10 in 2010 to 7-5 in 2011 was the single-best turnaround in Sun Belt history.

■ Most wins in a season is five, posted in 2003.

■ USF is 7-6 in conference openers, 2-1 in The American.

### NON-CONFERENCE RECORD

USF has gone 35-20 in regular-season, non-conference games during their 11 seasons as a conference member.

■ The Bulls are 3-9 since joining The American.

■ During their time in the BIG EAST (2005-2012), USF went 30-9 (.769) in regular-season, non-conference matchups.

■ Since 2007, the Bulls have wins at Notre Dame (2011), vs. Miami (2010), at Florida State (2009), at N.C. State (2008), vs. No. 10 Kansas (2008), at Auburn (2007) and vs. North Carolina (2007).

■ USF posted a 3-3 (.500) record in non-conference games in two seasons of Conference USA play.

## BULLS IN THE NFL

USF had 10 former Bulls on active NFL rosters

Player (Yrs at USF)	Team (Yrs with Team)
B.J. Daniels (2009-12)	Seattle Seahawks (2013-15)
Mike Jenkins (2004-07)	ampa Bay Buccaneers (2014-15)
Aaron Lynch (2013)	San Francisco 49ers (2014-15)
George Selvie (2006-09)	N.Y. Giants (2015)
Kayvon Webster (2009-12)	Denver Broncos (2013-15)
Jeremiah Warren (2008-11)	Tampa Bay Buccaneers (2015)
Darrell Williams (2011-14)	St. Louis Rams (2015)

### Practice Squad Players

Andre Davis (2011-14) Tampa Bay Buccaneers (2015)

### Reserve/Injured

Nate Allen (2006-10) Oakland Raiders (2015)  
 Sam Barrington (2009-12) Green Bay Packers (2013-15)  
 Reshard Cliett (2011-14) Houston Texans (2015)  
 Terrell McClain (2007-10) Dallas Cowboys (2014-15)  
 Mike McFarland (2011-14) Houston Texans (2015)

### Reserve/Franchise

Jason Pierre-Paul (2009) N.Y. Giants (2010-15)

### NOTE-A-BULLS

\* Mike Jenkins started at cornerback and posted four tackles (one TFL) in the Buccaneers' 23-20 overtime win at Atlanta.

\* Aaron Lynch started at outside linebacker and registered a tackle in the 49ers' 27-6 loss at St. Louis. Darrell Williams saw action at offensive tackle for the Rams.



## USF STUDENTS BRING THE NOISE TO RAY JAY

■ USF boasts one of the largest student sections in the country and the largest in the American Athletic Conference with 12,501 seats permanently allocated to students and the ability to place as many as 16,000+ in the stadium.

■ USF students occupy the north endzone at Raymond James Stadium just below the iconic Buccaneers pirate ship.

■ The Beef Studs are the most passionate student supporters who regularly occupy the first row and paint their bodies green and gold while donning bull horns.

■ USF implemented several new student initiatives under Director of Athletics Mark Harlan to reach out to USF Students. They can take advantage of the following:

- A "Cool Zone" on patio above student section.
- Discounted student parking (\$5) and a reserved lot for student tailgating
- Bulls Blitz busses that provide free transportation from campus to the stadium.
- A game week pep rally with the entire team, band, cheerleaders and Rocky held Fridays at noon at the Marshall Student Center on campus known as Marshall Mayhem.
- A pre-season event with Coach Taggart and the team called "The Huddle" in which students huddle with players and get a pep talk from the coach before enjoying tailgate food.

■ USF drew nearly 6,500 students to their 2014 season opener vs. Western Carolina on August 30.

## BULLS BY STATE

**FLORIDA:** 91  
**GEORGIA:** 7  
**ALABAMA:** 2  
**ILLINOIS:** 1  
**MISSISSIPPI:** 1  
**OHIO:** 1

## FLORIDA BULLS

**BAY AREA:** 46  
**MIAMI/FT. LAUDERDALE:** 10  
**ORLANDO/KISSIMMEE:** 5  
**IMMOKALEE:** 4  
**JACKSONVILLE:** 3

## BULLS BY CLASS

**TRUE FRESHMEN:** 31  
**REDSHIRT FRESHMEN:** 18  
**SOPHOMORES:** 20  
**JUNIORS:** 21  
**SENIORS:** 18

**TRUE & REDSHIRT FRESHMEN:** 49  
**UNDERCLASSMEN:** 69  
**UPPERCLASSMEN:** 39

## PLAYERS TO WATCH: SPECIAL TEAMS

P  
49



**MATTIAS CIABATTI • 6-0 • 189 • GR - CAPTAIN**

### ALL-AMERICA CANDIDATE • RAY GUY AWARD WATCH LIST

- On pace to set USF records for career punting average and yardage
- 181 career punts for 42.8 avg
- 2nd in AAC, 21st in FBS at 44.1 yards per punt
- Leads ACC in 50+ yard punts (14)
- Punted in every game the last three seasons,
- 42 career punts inside the 20, 35 over 50+ yards
- Civil Engineering graduate with over 3.5 GPA
- A four-handicapper in golf

### 2014 SEASON

- **First Team All-American Conference Punter (2014)**
- **10th in the NCAA/1st in conf.** with 44.4 yards per punt average in 2014
- Set USF season record for punting average in 2014
- Led AAC with 22 punts inside the 20 and 18 of 50+ yards in 2014

S  
13  
PR



**TAJEE FULLWOOD • 6-2 195 • SO**

- 46-yard punt return at FSU, longest for USF in 3 seasons, 45-yarder vs SMU
- 16.6 average ranks 1st in AAC, 7th in FBS
- 27 tackles on the season, 8th on team
- Tampa native (Tampa Bay Tech HS)

K  
35



**EMILIO NADELMAN • 5-6 • 173 • SO**

- Made first-career field goal (22 yds) vs. FAMU; 6-of-11 on the year
- 4 of 5 misses from 40+ yards
- Comfortable out to 55 yards in practice.
- Miami Native, Miami Central HS teammate of Deatrick Nichols & Michael Smith

## USF MOURNS LOSS OF FORMER BULL

### USF MOURNS TRAGIC LOSS OF ELKINO WATSON #RIP53



Following the Bulls' season opening victory on Sept. 5, the USF team learned early the following Sunday morning (Sept. 6) of the tragic death of former defensive tackle Elkino Watson (Miami) in a violent incident in Tampa early Sunday. Watson, who participated in the Chicago Bears spring mini-camp, was one of USF's defensive leaders in 2014, starting nine

games and playing in 10 while posting 36 tackles, 7.5 tackles for loss and two sacks in his final campaign. A four-year letterman for the Bulls (2011-2014), Watson played in 45 career games and started 19. He logged 74 tackles, 32.5 tackles for loss and six sacks on his career, finishing ninth all-time on the Bulls career tackles for loss chart.

■ USF will wear gold stickers with "EW" on them on their helmets in memory of Watson.

■ The team held an on-campus memorial service on Sept. 8 at the Sun Dome (7 p.m.) that was attended by more than 600 people.



## USF FOOTBALL RADIO SHOW

Coach Willie Taggart's weekly radio show will air on 820 AM on Mondays of game weeks during the fall. The show airs 7-8 p.m. live from Grillsmith at The Shops at Wiregrass in New Tampa. Taggart will be joined by hosts Jim Louk and Mark Robinson for the hour-long program that welcomes fan questions from twitter (@USFFootball) and USF Football Facebook page.



## USF POSTS RECORD GRADUATION SUCCESS RATE

USF posted another program record in the classroom when the NCAA announced Graduation Success Rates (GSR) for all Division I institutions. USF posted a department record 83 percent Graduation Success Rate for scholarship student athletes over a six-year period starting with freshmen that entered college in 2007. The 83 percent GSR represented a six percent increase over last year's announced rate.

- USF has seen its overall program GSR rise in each of the last five years and now exceed the national average for Football Bowl Subdivision schools, which stands at 75 percent.

- Seven USF Athletics programs exceeded or matched a program record high in GSR during the latest period.

- USF's Graduation Success Rates for African-American student-athletes of 75 percent and Hispanic student-athletes of 86 percent were well above the national averages of 68 percent and 79 percent, respectively.

- The football program saw its GSR rise to a program-high 69 percent, an increase of 12 percent over the previous year and the fifth straight year in with improvement.

- The football team posted an APR score of 970 in 2015 to rank third in The American and third among 11 collegiate football programs in the state of Florida.

- In 2014, Taggart's Bulls recorded the program's best APR score since reporting began and marked an improvement of 64 points since the 2007-08 season.

- USF Football logged a record number of 23 academic all-conference honorees in 2013 and 2014, marking the seven straight seasons in which the Bulls increased their number of honorees.

## USF TEAM LEADERS NAMED

The Bulls named six players to the **Unity Council** representing the USF players. Joining captains Mattias Ciabatti, Eric Lee and Sean Price on the council are senior guard Thor Jozwiak, sophomore safety Devin Abraham and sophomore wide receiver Evan Wilson.

## SCOUT American Conference 2015 Recruiting Class Rankings

Rank	Total Players	3-Stars	Points
1. Cincinnati	27	17	1545
2. USF	21	16	1157
3. UCF	18	11	1043
4. SMU	22	8	975
5. Houston	19	8	833
6. Memphis	30	6	810
7. Temple	20	6	716
8. East Carolina	17	8	671
9. Navy	64	5	635
10. Tulsa	20	4	635
11. Tulane	19	4	555
12. Connecticut	22	1	462



## THE USF FOOTBALL PROGRAM

The USF program is in its 19th season and began in 1997, playing on the FCS level until joining the FBS in 2000.

- The Bulls have had three head coaches in 18 seasons.
- USF's winning percentage of .630 (76-43) from 2000-09 ranked 26th nationally over that time span.
- The Bulls reached as high as the No. 2 ranking in 2007.
- USF has played in six bowl games and won four.
- Claimed victories in Tampa over Louisville, West Virginia, Pittsburgh, Kansas and North Carolina among others.
- USF has claimed road or neutral site wins over Florida State, Auburn, Clemson, Notre Dame, Miami, Louisville, N.C. State, West Virginia and TCU among others.
- USF has had 14 first-team All-Conference selections including 1 Defensive Player of the Year, 2 Special Teams Players of the Year and 1 Rookie of the Year in the Big East.
- USF has had five players selected a first team All-American a total of six times.
- 10 USF players have been part of a Super Bowl team and eight have been part of the winning team.
- Two former Bulls (Jason Pierre-Paul and Mike Jenkins) have reached the NFL Pro Bowl.



## RAYMOND JAMES STADIUM: HOME OF BULLS & BUCS

### TOP USF SEASON AVERAGE ATTENDANCE

RANK	AVERAGE	YEAR	GAMES	ATTENDANCE
1.	53,170	2007	6	319,019
2.	52,553	2009	6	315,319

### TOP USF GAME CROWDS

RANK	ATTENDANCE	OPPONENT	DATE	WINNER	SCORE
1.	69,383	Florida St.	9/29/2012	FSU	L, 30-17
2.	67,012	West Virginia	9/28/2007	USF	W, 21-13
3.	66,469	Miami	11/28/2009	UM	L, 31-10
4.	65,948	UCF	10/13/2007	USF	W, 64-12
5.	63,976	Cincinnati	10/15/2009	UC	L, 34-17

- The USF program is one of a few in college football that plays in an NFL Stadium, opened on September 20, 1998.
- Raymond James Stadium is home to the NFL's Tampa Bay Buccaneers and has hosted two Super Bowls: Super Bowl XXXV in 2001 between the Ravens and Giants and Super Bowl XLIII in 2009 between the Steelers and Cardinals.
- October 9, 2009, U2's 360° Tour drew the largest stadium crowd ever with more than 72,000 people in attendance.
- Will be the site of the 2017 College Football Championship game, also home of the Outback Bowl.




## WELCOME TO THE SUNCOAST NOTING TAMPA, FLA. & THE BAY AREA

- The city of Tampa has a population of around 400,000. The greater Tampa Bay area has a population of more than 4 million and is growing by nearly 100,000 residents per year. **It is the 13th largest TV market in the United States.**
- Tampa ranks as fifth-most popular American city (where people want to live) according to a Pew Research Center study.
- Tampa ranked as the 5th best outdoor city by Forbes. Average highs range 70 to 90 °F year round, and lows 52 to 76 °F.
- Nicknames: Cigar City & The Big Guava
- The city of Tampa operates over 207 parks and beaches within city limits and in the surrounding area.
- An average of 361 days of sunshine each year create an ideal setting for many of the world's top-rated beaches.

## PLAYERS TO WATCH: DEFENSE

WLB  
(stinger)

57

BAY AREA  
NATIVE**NIGEL HARRIS • 6-0 • 220 • JR**

- Missed first two games of season, 5 tackles vs. Syracuse most on year.
- **LED THE NATION** with SIX forced fumbles in 2014, a USF season record
- Led team with 10.5 tackles for loss in 2014
- 2nd on team with 77 tackles in 2014
- 112 career tackles and 7 forced fumbles in first two seasons.

MLB

43

BAY AREA  
NATIVE**AUGGIE SANCHEZ • 6-2 • 241 • SO**

- Leads team in tackles (70), team-best 14 at Navy
- 5th in American with 8.8 tackles per game
- FOUR double-digit tackle games on the year.
- Has led USF in tackles 8 times on his career
- QB of defense, calling all alignments and audibles

WLB  
(stinger)

51

**TASHON WHITEHURST • 6-3 • 220 • SR**

- Six tackles and 1.5 sacks vs. Memphis
- Returned at Maryland after two game suspension
- Led the team with 19 tackles, an INT and a sack in Spring Game
- 2014: Career-best 49 tackles, 5.0 TFL

FS

20

**DEVIN ABRAHAM • 5-9 • 182 • SO**

- First career INT at Maryland, returned to 4-yd line, set up 7-0 lead in game
- Sharp football mind, quarterback of the secondary
- Played in 12 games with six starts in 2014 as true freshman
- Son of former Tampa Bay Buccaneer cornerback Donnie Abraham

S

(husky)


2

BAY AREA  
NATIVE**JAMIE BYRD • 5-11 • 184 • SR**

- Leads team in TFL (9.0) & Sacks (5.0), Second leading tackler (63)
- 32 Tackles, 7.5 TFL, 5.0 Sacks, 2 FF in LAST THREE GAMES
- 2014: Led USF with 95 tackles, 10th in AAC (5th among DB's)
- Has led team in tackles 8 times: Highs: Wisc (14), HOU (14), UConn (12)
- Nicknamed "Angry Byrd" after the popular game for his ferocious hits

SS  
(rover)

36

BAY AREA  
NATIVE**NATE GODWIN • 5-10 • 202 • JR**

- Led team with nine tackles (6 solo) at Florida State. Had 10 tackles at Navy
- His 163 career tackles lead all USF defenders
- 2014: 3rd on team with 72 tackles, 53 solo
- Played in every game in his three years on campus, 23 starts

CB

3

**DEATRICK NICHOLS • 5-10 • 186 • SO**

- Career-high 7 tackles, 2.5 TFL, sack and forced fumble vs. Syracuse
- Second on team with 8.0 TFL on year, 4th with 39 tackles
- Saw action in all 12 games in 2014 as a true freshman
- Won three state championships at Miami Central HS

CB

19

**RONNIE HOGGINS • 5-8 • 167 • FR**

- Made first career start vs. Syracuse, posted 5 tackles
- Broward County 8A-7A-6A Defensive Player of the Year
- 15 interceptions in 12 games as a senior, four returned for TDs
- 28 career interceptions on HS career

CB

24

**JOHNNY WARD • 6-0 • 178 • JR**

- Missed Maryland game with a hip-pointer
- 2014: Tied for team lead with two interceptions to go with 36 tackles

DE

9

**SHAWN HILL • 6-3 • 270 • SR**

- Leads D-line with 5.5 TFL & 2.0 Sacks on year
- Posted career-best 3.0 TFL in season-opener vs. FAMU
- 2014; Saw action in 11 games posted 5.0 TFL and 2.0 sacks
- Ranked as No. 4 junior college defensive end by JCGridiron.com

DE

91

**ERIC LEE • 6-3 • 258 • SR - CAPTAIN**

- 5 tackles, 1.5 TFL, 0.5 sack vs. Syracuse
- 7th on team with 28 tackles, 4.5 TFL
- Added 15 pounds of muscle in off-season
- 2014: 28 tackles, 6.0 TFL, second in TFL among USF returners

DT

10

**DEADRIN SENAT • 6-1 • 300 • SO**

- Leading tackler on D-Line with 35 tackles, 4.0 TFL
- Career high nine tackles at Maryland
- Then career high eight tackles, 1 TFL at Florida State
- 2014: 18 tackles, 0.5 TFL
- One of the strongest players in the weight room, 675 pound squat

## DEFENSIVE NOTES

**ALLEN LEADS THE D**

Tom Allen was named the Bulls defensive coordinator in December of 2014 and brought 23 years of coaching experience to USF. He previously coached in the Bay Area early in his coaching career, serving as head coach at Temple Heights HS (1992-94) and as defensive coordinator at Armwood HS (1995-96). Allen spent the previous three seasons at Ole Miss, where he served as linebackers coach and special teams coordinator and helped the Rebels rise to the No. 3 ranking in the Associated Press poll in 2014 and spend nine weeks in the top 10. The 2014 Ole Miss defense led the nation in scoring defense, giving up just 13.8 ppg and allowing a national low of 18 touchdowns. The Rebel defense led the SEC in five categories and ranked in the top 20 nationally in 11. Alonzo Hampton also joined the program in January as secondary coach. Hampton previously served as defensive backs coach under Head Coach Willie Taggart during his final two seasons leading Western Kentucky (2011-12) and was part of the Hilltoppers' historic turn-around and the program's first-ever bowl appearance.

**MOVE TO 4-2-5**

With Allen's appointment to DC, the Bulls shifted to a 4-2-5 set on defense that will accentuate the program's strength in secondary players and match the plethora of spread offenses now populating the American Conference. The aggressive defense dominated the Spring Game, including a 19-tackle day from senior linebacker Tashon Whitehurst playing the new "Stinger" position. The defense also uses a new "Bull" position, moving a smaller, quicker linebacker to the d-line as a pass rusher, and a "Husky" position which brings a free safety closer to the line in a hybrid linebacker position.

**HARRIS A BALL HAWK**

Nigel Harris returns after a break-out sophomore campaign that saw him LEAD the nation with six forced fumbles and lead USF with 10.5 tackles for loss while finishing second on the team with 77 tackles. The Tampa native also recovered two fumbles and had two sacks. He enters his junior season with seven career forced fumbles, already good for second all-time at USF. He will move to the "Stinger" position in the Bulls' new defensive alignment, allowing him more freedom to roam and attack opposing offenses.

**ANGRY BYRD MOVES TO HUSKY**

Junior college transfer Jamie Byrd led the Bulls with 95 tackles in 2014 and added a team-high tying two interceptions while earning the nickname "Angry Byrd," after the popular game, for his ferocious hits. Byrd figures to log even more of those hits in 2015 as he moves closer to the line of scrimmage in the new "Husky" position in the Bulls' 4-2-5 defense. That position will see him lining up much of the time near the line of scrimmage and providing frequent run support and blitzes.

**HAND IN THE DIRT**

The new "Bull" position in the 4-2-5 has seen many of USF's linebackers working with the defensive line and lining up with their hands in the dirt. Among the new hybrid linebackers expected to provide the Bulls with a mobile edge rusher are senior Zack Bullock (a former linebacker), senior DE Demetrius "Shawn" Hill and redshirt freshmen Vincent Jackson.

**SECONDARY GOES PRIMARY**

The move to the 4-2-5 will emphasize a position of depth and strength for the Bulls that sees the return of seven players that started a game in 2014, two of the Bulls' top three tacklers (S Nate Godwin joining S Jamie Byrd) and the addition of five talented defensive backs in the 2015 signing class. Of those additions, Khalid McGee, Jaymon Thomas Ronnie Hoggins and Nate Ferguson have seen action.

## PLAYERS TO WATCH: OFFENSE



**MARLON MACK • 6-0 • 195 • SO**  
**ALL-AMERICA, MAXWELL & DOAK WALKER AWARD CANDIDATE**  
**2014 AMERICAN CONFERENCE ROOKIE OF THE YEAR/ 1st TEAM AAC**

- 3rd in AAC, 31st in FBS in rushing 102.6 ypg
- 8 career 100-yard games, had string of 3-straight, 4 total on season
- 6th on USF Career Rushing Chart with 1,759 yards
- 2014: 1,041 yards set USF freshman record, 3rd best all-time in a season
- 2014: Led AAC with 86.8 ypg, third with 9 rushing TD
- Set school & AAC record with 275 yards rushing in debut vs. WCU

#MACKATTACK

HB  
31



**DARIUS TICE • 5-10 • 211 • JR**

- 48 carries for 271 yards on year (5.6 ypc) & 4 TD
- Career-high 77 rushing yards and 1 TD vs. FAMU
- Posted 75 carries for 245 yards in his first two seasons
- A second-team 6A All-State selection, 1,210 yards and 20 TDs

RB  
32



**D'ERNEST JOHNSON • 5-10 • 208 • SO**

- 3rd on team with 18 receptions, second with 240 receiving yards & 4 TD
- Set USF RB season records for rec yards & TD catches in first two games.
- Caught 2 TD passes (1 & 71 yds) at Florida State, 5 catches for 89 yards
- Saw action in all 12 games as a true freshman in 2014

QB  
9



**QUINTON FLOWERS • 6-0 • 217 • SO**

- Averaging 72 yards rushing per game, 2nd on team with 578 yds on ground
- Career-high 259 yards passing & 2 TD & 55 yds & 1TD rushing vs. Syracuse
- Completing 60% of passes with 10 TD & 6 INT.
- A 4-star recruit, Miami Jackson HS, more than 8,000 yds of offense in HS

SLOT  
87  
BAY AREA  
NATIVE



**RODNEY ADAMS • 6-1 • 190 • JR**

- Leads team with 20 receptions, 333 receiving yards and 5 TD
- CAREER HIGHS: 5 catches, 118 yards & 3 TD in win at UCONN
- Three catches for 63 yards & 1 TD vs. Syracuse
- 2014: Third on the team with 23 receptions, 2nd with 323 yards, 2 TDs

WR (Z)  
6



**A.J. LEGREE • 6-1 • 194 • JR**

- Missed Maryland & Memphis games with an ankle injury
- Transfer from Kentucky, sat out 2014
- 24 games played at Kentucky: 19 receptions for 210 yards
- 1st team Class 3A All-State (Fla.), state champion high jumper (6-10)

WR (X)  
81



**RYESHENE BRONSON • 6-3 • 192 • SO**

- Career best 3 catches for 81 yards & 1 TD vs. Syracuse
- 2014: Caught 10 passes for 85 yards and 1 TD as a freshman
- 2014: Had a 75-yard TD catch vs. N.C. State
- A Semper Fidelis All-American game selection; ESPN 4-star recruit

SLOT  
1



**CHRIS BARR • 5-10 • 175 • FR**

- Second on team with 19 receptions
- 34-yard catch at Navy, 24-yard catch at Florida State
- One of the fastest Bulls
- 3-star recruit, 28 TD and more than 2,000 yards in HS, Led team to state title

TE (Y)  
12



**SEAN PRICE • 6-3 • 250 • SR - CAPTAIN**  
**MACKAY AWARD WATCH LIST**

- 67 career receptions & 762 career receiving yards lead USF returners
- Owns USF TE career receptions record, 12 yards for receiving yards record
- Very strong lead blocker in run game.


TE (Y)  
85



**ELKANAH DILLON • 6-5 • 245 • RFR**

- Averaging 26.7 yards per reception on the year
- Missed Maryland game following a head injury in FSU game.
- Set **USF RECORD** for TE w/ 126 yards on 4 catches & 62-yard TD vs. FAMU
- Posted 45 receptions for 596 yards and six touchdowns as a HS senior

LG  
64



**THOR JOZWIAK • 6-4 • 321 • GR**

- Engaged to be married in February
- Started eight games in 2014, 21 career starts
- Sidelined in 2013 due to a heart condition
- Graduated in December 2014 (Communications)

RG  
66



**BRYNJAR GUDMUNDSSON • 6-4 • 305 • GR**

- Started all 12 games in 2014 at guard & tackle
- Started every game last three seasons, leads team with 33 career starts
- Among team leaders in snaps taken last two seasons
- Graduated in December 2014 (Communications)

## OFFENSIVE NOTES

## OFFENSIVE COACHING CHANGES

Willie Taggart brought on board Co-Offensive Coordinator/Offensive Line Coach Danny Hope in December. A Gainesville, Fla., native and former head coach at Purdue, Hope has strong ties to Florida having also coached under legendary Florida high school coach Joe Kinnan at Manatee HS. Hope also was an assistant Howard Schnellenberger at Miami and under Joe Tiller at Purdue when Tiller brought the spread offense to the Big Ten. Taggart also added Kinnan to the Bulls' staff as a senior offensive consultant. Kinnan coached Taggart as an all-state quarterback at Manatee HS and the two claimed a Florida state title in the early 1990's. Kinnan, who coached in the collegiate ranks before taking over the Manatee program, has consulted such coaches as Nebraska's Tom Osborne and Auburn's Gus Malzahn on offensive philosophy during his career.

## BULLS GO UP-TEMPO/SPREAD

USF moved to a no-huddle, up-tempo offensive philosophy during the spring with a stated goal of snapping the ball with 15 seconds remaining on the play clock. The up-tempo philosophy was infused on both sides of the ball and throughout practice as the Bulls were paced through crisp and fast workouts lasting around 1:45 and managed to run twice as many offensive plays during that period as they had in the past. USF will also incorporate many more spread elements and read-option runs into its offense in 2015 while maintaining a desire to power run the football.

## RETURN OF THE MACK

Sophomore Marlon Mack returns after leading The American in rushing in 2014 and posting just the fourth 1,000-yard season (1,041) in USF history. He had four 100-yard games and five touchdown runs of 54 yards or longer on the year, while also displaying pass catching skills with 21 receptions. One of three freshmen to lead a conference in rushing last year, Mack posted an AAC and USF game record of 275 yards rushing and four touchdowns in his collegiate debut.

## QB COMPETITION

The Bulls entered the spring with an open quarterback competition between three players that started games in 2014. While no starter was named at the conclusion of the spring, the competition was narrowed to senior Steven Bench (three starts) and sophomore Quinton Flowers (one start) who both emerged as adept at running the read-option and getting the ball out quickly to spread receivers in the spring. Junior Mike White, who started 10 games in 2014, elected to transfer following the conclusion of spring practice.

## O-LINE MAKEOVER

Junior guard Brynjar Gudmundsson returns as the Bulls' most experienced offensive lineman with 24 career starts. Fellow senior Thor Jozwiak bring 13 career starts into 2015, but missed the entire spring after undergoing shoulder surgery. USF will look to replace three senior starters on the line that had all logged 29 career starts or more, the most significant of which may be three-year starter and two-time Rimington Trophy candidate Austin Reiter at center. Among those looking to step into those shoes on the o-line is 6-4, 290-pound junior tackle Kofi Amichia, and 6-5, 296-pound tackle Mak Djulbegovic.

## INFLUX OF PERIMETER SPEED

The Bulls' top ranked American Conference recruiting class was full of speed players on the perimeter that are expected to have an impact in the spread offense and on special teams. Freshmen slot receivers Chris Barr, Deangelo Antoine and Jordan Reed are expected to make an immediate impact on the offense and return game.

## ALPHABETICAL


## 2015 USF FOOTBALL NUMERICAL ROSTER

Name	No.	No. Name	Pos.	Ht.	Wt.	Class/Elig.	Hometown (Previous Schools)
Devin Abraham	20	1 Chris Barr	WR	5-10	175	Fr./Fr.	Jacksonville, Fla. (Trinity Christian Acad.)
Jordan Acham	47	2 Jamie Byrd	S	5-11	185	Sr./Sr.	Dade City, Fla. (Pasco HS/TCU/Iowa Western CC)
Rodney Adams	87	2 Steven Bench	QB	6-2	215	Gr./Sr.	Bainbridge, Ga. (Cairo HS/Penn St.)
Spencer Adkinson	48	3 Deatrick Nichols	CB	5-10	189	So./So.	Miami, Fla. (Miami Central HS)
Austin Aikens	88	4 Jimmy Bayes	LB	6-3	228	So./RFr.	Immokalee, Fla. (Immokalee HS)
Kofi Amichia	75	4 Asiantii Woulard	QB	6-3	213	Jr./So.	Winter Park, Fla. (Winter Park HS/UCLA)
Deangelo Antoine	14	5 Marlon Mack	RB	6-0	205	So./So.	Sarasota, Fla. (Booker HS)
Billy Atterbury	78	6 A.J. Legree	WR	6-1	195	Sr./Jr.	Fort White, Fla. (Fort White HS/Kentucky)
Daniel Awoleke	93	7 Brett Kean	QB	6-1	220	Fr./Fr.	Lakewood, Ohio (St. Edward HS)
Chardonnae Baity	27	8 Tyre McCants	WR	5-11	210	So./RFr.	Niceville, Fla. (Niceville HS)
Chris Barr	1	9 Quinton Flowers	QB	6-0	210	So./So.	Miami, Fla. (Miami Jackson HS)
Jimmy Bayes	4	9 Shawn Hill	DE	6-3	270	Sr./Sr.	Kankakee, Ill. (Kankakee HS/Fort Scott CC)
Steven Bench	2	10 Deadrin Senat	DT	6-1	305	Jr./So.	Immokalee, Fla. (Immokalee HS)
Tucker Bennett	28	11 Marlon Pope	TE	6-4	260	Sr./Sr.	Hattiesburg, Miss. (Hattiesburg HS/Mississippi Gulf Coast CC)
Josh Black	55	12 Sean Price	TE	6-3	252	Sr./Sr.	Citra, Fla. (North Marion HS)
Kevin Bronson	99	13 Tajee Fullwood	S	6-2	195	So./So.	Tampa, Fla. (Tampa Bay Tech HS)
Ryeshene Bronson	81	14 Deangelo Antoine	WR	5-10	180	Fr./Fr.	Orlando, Fla. (Oak Ridge HS)
Juwuan Brown	56	15 Vincent Jackson	DE	6-2	246	So./RFr.	Tampa, Fla. (Jesuit HS)
Zack Bullock	52	15 Zac Joslin	QB	5-11	180	Fr./Fr.	Riverview, Fla. (Riverview HS)
Jamie Byrd	2	16 Donovan Geter	WR	6-6	200	Fr./Fr.	Tampa, Fla. (Newsome HS)
Cameron Campbell	69	16 Adam Robles	QB	6-3	206	So./RFr.	Ocala, Fla. (Vanguard HS)
Cecil Cherry	33	17 Tyler Pippens	RB	5-10	160	Fr./Fr.	Riverdale, Ga. (Ola HS)
Hassan Childs	22	18 Jaymon Thomas	S	6-3	185	Fr./Fr.	Immokalee, Fla. (Immokalee HS)
Mattias Ciabatti	49	18 Evan Wilson	WR	6-2	195	Jr./So.	Sarasota, Fla. (The Out-of-Door Academy)
Stanley Clerveaux	86	19 Ronnie Hoggins	CB	5-8	167	Fr./Fr.	Coconut Creek, Fla. (Monarch HS)
Christian Coffelitto	26	20 Devin Abraham	S	5-9	186	So./So.	Tarpon Springs, Fla. (East Lake HS)
Elkanah Dillon	85	21 Khalid McGee	S	5-10	201	Fr./Fr.	Miami, Fla. (Miami Northwestern HS)
Malik Dixon	34	22 Hassan Childs	S	6-0	188	Jr./Jr.	Kissimmee, Fla. (Osceola HS)
Mak Djulbegovic	71	23 Mazzi Wilkins	CB	6-0	170	So./RFr.	Tampa, Fla. (Plant HS)
Nate Ferguson	37	24 Johnny Ward	CB	6-0	178	Jr./Jr.	Moultrie, Ga. (Colquitt County HS)
Quinton Flowers	9	25 Cameron Gergley	CB	6-0	180	So./RFr.	Orlando, Fla. (Winter Park HS)
Tajee Fullwood	13	26 Christian Coffelitto	S	5-10	185	Fr./Fr.	Port Charlotte, Fla. (Port Charlotte HS)
Michael Galati	68	26 Chase Whitehead	WR	5-9	175	So./RFr.	Fort Walton Beach, Fla. (Choctawhatchee HS)
C.J. Garye	29	27 Chardonnae Baity	WR	5-7	160	Sr./Jr.	Palmetto, Fla. (Palmetto HS)
Cameron Gergley	25	27 Austin Hudson	S	6-2	207	So./So.	Tampa, Fla. (Plant HS)
Donovan Geter	16	28 Tucker Bennett	S	6-2	195	Fr./Fr.	Merritt Island, Fla. (Merritt Island HS)
Reilly Gibbons	76	29 C.J. Garye	LB	6-3	231	Gr./Sr.	Tallahassee, Fla. (Lincoln HS)
Bruce Gillis	38	30 Jalen Spencer	CB	6-0	186	Sr./Jr.	Pensacola, Fla. (Pensacola HS)
Nate Godwin	36	31 Darius Tice	RB	5-10	206	Jr./Jr.	Miami, Fla. (Northwestern HS)
Marlon Gonzalez	95	32 D'Ernest Johnson	RB	5-10	208	So./So.	Immokalee, Fla. (Immokalee HS)
Brent Gordon	41	33 Cecil Cherry	LB	6-0	240	Fr./Fr.	Frostproof, Fla. (Victory Christian Acad. HS/Texas)
Brynjar Gudmundsson	66	33 Tye Turner	TE	6-3	255	Gr./Sr.	Hampton, Ga. (Griffin HS)
Zaybreion Gunter	38	34 Malik Dixon	S	6-3	207	Fr./Fr.	Port Charlotte, Fla. (Port Charlotte HS)
Jeremi Hall	73	35 Emilio Nadelman	PK	5-6	173	Jr./So.	Miami, Fla. (Central HS)
Corian Hamilton	42	36 Nate Godwin	S	5-10	204	Jr./Jr.	Tampa, Fla. (Freedom HS)
James Hamilton	90	37 Nate Ferguson	S	5-9	180	Fr./Fr.	Tampa, Fla. (Sickles HS)
Nigel Harris	57	38 Bruce Gillis	S	5-10	202	Sr./Jr.	Jacksonville, Fla. (Andrew Jackson HS/Flu)
Bruce Hector	60	38 Zaybreion Gunter	RB	5-10	213	Jr./Jr.	Baldwin Fla. (Baldwin HS/Ellsworth JC)
Andrew Hill	45	39 Trent Shaw	LB	6-2	200	Fr./Fr.	Lutz, Fla. (Steinbrenner HS)
Shawn Hill	9	40 Riley Sheehan	FB	6-3	245	Fr./Fr.	Sarasota, Fla. (Riverview HS)
Michael Hill	40	40 Michael Hill	K	5-9	180	Sr./Sr.	Tarpon Springs, Fla. (Tarpon Springs HS)
Jimmy Hinck	50	41 Brent Gordon	P	6-3	190	Fr./Fr.	Jacksonville, Fla. (Mandarin HS)
Ryan Hintz	80	41 Greg Reaves	LB	6-2	205	Fr./Fr.	Bradenton, Fla. (Manatee HS/Air Force Prep Acad.)
Ronnie Hoggins	19	42 Corian Hamilton	FB	6-0	238	Gr./Sr.	Orlando, Fla. (Olympia HS)
Nick Holman	44	43 Auggie Sanchez	LB	6-2	244	Jr./So.	St. Petersburg, Fla. (Northeast HS)
Austin Hudson	27	44 Nick Holman	LB	6-2	229	So./RFr.	Madison, Ala. (Bob Jones HS)
Vincent Jackson	15	45 Andrew Hill	CB	5-8	179	So./RFr.	Orange Park, Fla. (Ridgeview HS)
D'Ernest Johnson	32	46 Shannon Smith	DB	6-1	175	Sr./Jr.	Brandon, Fla. (Armwood HS/Concordia Univ.)
Devon Jones-Stewart	50	47 Jordan Acham	K/P	5-11	202	So./So.	Wellington, Fla. (Palm Beach Central HS/Stetson)
Zac Joslin	15	48 Mike Ruggles	P	6-6	210	Jr./Jr.	Lutz, Fla. (Steinbrenner HS/UTEP)

# 2015 USF FOOTBALL NUMERICAL ROSTER

## ALPHABETICAL

No.	Name	Pos.	Ht.	Wt.	Class/Elig.	Hometown (Previous Schools)	Name	No.
48	Spencer Adkinson	TE	6-3	237	Jr./So.	Seminole, Fla. (Indian Rocks Christian)	Thor Jozwiak	64
49	Mattias Ciabatti	P	6-0	200	Gr./Sr.	Tampa, Fla. (Hillsborough HS)	Brett Kean	7
50	Jimmy Hinck	LS	6-2	230	Fr./Fr.	Englewood, Fla. (Lemon Bay HS)	Brooks Larkin	72
50	Devon Jones-Stewart	S	6-1	194	Jr./Jr.	Lake Mary, Fla. (Lake Mary HS)	Eric Lee	91
51	Tashon Whitehurst	LB	6-3	220	Sr./Sr.	Gainesville, Fla. (Gainesville HS)	A.J. Legree	6
52	Zack Bullock	DE	6-3	245	Gr./Sr.	Sebring, Fla. (Sebring HS)	Kirk Livingstone	94
53	Danny Thomas	LB	6-1	225	Fr./Fr.	Fort Lauderdale, Fla. (Amos P. Godby HS)	Mike Love	98
54	Nico Sawtelle	LB	6-2	215	Fr./Fr.	Jensen Beach, Fla. (Jensen Beach HS)	Marlon Mack	5
55	Josh Black	DE	6-2	247	So./So.	Tampa, Fla. (Sickles HS)	Eric Mayes	96
56	Juwuan Brown	DE	6-2	248	So./RFR.	Tampa, Fla. (Jefferson HS)	Tyre McCants	8
57	Nigel Harris	LB	6-0	231	Jr./Jr.	Tampa, Fla. (Hillsborough HS)	Khalid McGee	21
58	Dylan Rutledge	LS	6-3	245	Sr./Jr.	New Port Richey, Fla. (River Ridge HS/Stetson)	Nicholas Munera	97
59	Alex Salvato	LS	5-11	200	Sr./Jr.	Lakeland, Fla. (Victory Christian Academy)	Alex Mut	84
60	Bruce Hector	DT	6-2	295	Jr./So.	Tampa, Fla. (Robinson HS)	Emilio Nadelman	35
61	Dominique Threatt	OL	6-1	315	Jr./Jr.	Atlanta, Ga. (Tri-Cities HS)	Clavion Nelson	65
63	Michael Smith	OL	6-3	310	So./RFR.	Miami, Fla. (Miami Central HS)	Deatrick Nichols	3
64	Thor Jozwiak	OL	6-4	318	Gr./Sr.	Eagle Lake, Fla. (Lake Region HS)	Marcus Norman	77
65	Clavion Nelson	OL	6-3	308	Sr./Sr.	Hollywood, Fla. (South Broward HS)	Tyler Pippens	17
66	Brynar Gudmundsson	OL	6-4	300	Gr./Sr.	Wellington, Fla. (Wellington HS)	Marlon Pope	11
68	Michael Galati	OL	6-3	288	So./RFR.	Bradenton, Fla. (Manatee HS)	Sean Price	12
69	Cameron Campbell	OL	6-3	288	Fr./Fr.	Pembroke Pines, Fla. (Flanagan HS)	Greg Reaves	41
71	Mak Djulbegovic	OL	6-5	296	Sr./Sr.	Tampa, Fla. (Carrollwood Day School)	Jordan Reed	82
72	Brooks Larkin	OL	6-3	308	Fr./Fr.	Bradenton, Fla. (Manatee HS/Air Force Prep Acad.)	Adam Robles	16
73	Jeremi Hall	OL	6-5	335	Jr./So.	Atlanta, Ga. (Tri-Cities HS)	Cameron Ruff	74
74	Cameron Ruff	OL	6-3	309	Jr./So.	Tampa, Fla. (Jesuit HS)	Mike Ruggles	48
75	Kofi Amichia	OL	6-4	290	Sr./Jr.	Powder Springs, Ga. (McEachern HS)	Dylan Rutledge	58
76	Reilly Gibbons	OL	6-6	305	Fr./Fr.	St. Petersburg, Fla. (St. Petersburg Catholic HS/Stanford)	Alex Salvato	59
77	Marcus Norman	OL	6-6	305	Fr./Fr.	Sebastian, Fla. (Sebastian River HS)	Auggie Sanchez	43
78	Billy Atterbury	OL	6-4	295	Fr./Fr.	Clearwater, Fla. (Clearwater Central Catholic HS)	Nico Sawtelle	54
80	Ryan Hintze	DE	6-6	235	Jr./So.	Bradenton, Fla. (Braden River HS/SCF Manatee-Sarasota)	Deadrin Senat	10
80	Trevor Steinke	WR	5-11	185	Fr./Fr.	Lutz, Fla. (Hillsborough HS)	Trent Shaw	39
81	Ryeshene Bronson	WR	6-3	200	So./So.	Fort Myers, Fla. (Dunbar HS)	Riley Sheehan	40
82	Jordan Reed	WR	5-10	170	Fr./Fr.	Tampa, Fla. (Plant HS)	Michael Smith	63
83	Marquez Valdes-Scantling	WR	6-3	203	Jr./Jr.	St. Petersburg, Fla. (Lakewood HS)	Shannon Smith	46
84	Alex Mut	WR	6-3	195	Sr./Jr.	Port Charlotte, Fla. (Charlotte HS)	Jalen Spencer	30
85	Elkanah Dillon	TE	6-5	245	So./RFR.	Ocala, Fla. (Vanguard HS)	Trevor Steinke	80
86	Stanley Clerveaux	WR	6-3	203	So./RFR.	North Miami, Fla. (North Miami HS)	Danny Thomas	53
87	Rodney Adams	WR	6-1	190	Jr./Jr.	St. Petersburg, Fla. (Lakewood HS/Toledo)	Jaymon Thomas	18
88	Austin Aikens	WR	6-0	184	Jr./Jr.	Tampa, Fla. (Plant HS/Western Kentucky)	Dominique Threatt	61
89	Mitchell Wilcox	TE	6-4	236	Fr./Fr.	Tarpon Springs, Fla. (Tarpon Springs HS)	Darius Tice	31
90	James Hamilton	DT	6-2	308	Sr./Sr.	Orlando, Fla. (Olympia HS)	Tye Turner	33
91	Eric Lee	DE	6-3	260	Sr./Sr.	Daphne, Ala. (Daphne HS)	Marquez Valdes-Scantling	83
93	Daniel Awoleke	DT	6-5	283	Sr./Sr.	Lakeland, Fla. (George Jenkins HS)	Johnny Ward	24
94	Kirk Livingstone	DE	6-4	258	Fr./Fr.	Fort Lauderdale, Fla./Stranahan HS)	Chase Whitehead	26
95	Marlon Gonzalez	DT	6-4	280	Fr./Fr.	Cape Coral, Fla. (North Ft. Myers HS)	Tashon Whitehurst	51
96	Eric Mayes	DT	6-4	240	So./RFR.	Sarasota, Fla. (Booker HS/Milford Acad.)	Mitchell Wilcox	89
97	Nicholas Munera	DE	6-5	232	So./RFR.	Tampa, Fla. (King HS)	Mazzi Wilkins	23
98	Mike Love	DE	6-4	266	Jr./So.	Clearwater, Fla. (Countryside HS)	Evan Wilson	18
99	Kevin Bronson	DT	6-4	271	So./RFR.	Delray Beach, Fla. (Village Academy HS)	Asiantii Woulard	4



# 2015 USF FOOTBALL DEPTH CHART

## USF OFFENSE

POS	#	Name	Ht.	Wt.	Cl.
<b>Z</b>	87	Rodney Adams	6-1	190	Jr.
	8	Tyre McCants	5-11	210	RFr.
<b>Y (TE)</b>	12	Sean Price	6-3	252	Sr.
	85	Elkanah Dillon OR	6-5	245	RFr.
	11	Marlon Pope	6-4	260	Sr.
<b>RT</b>	71	Mak Djulbegovic	6-5	296	Sr.
	65	Clavion Nelson	6-3	308	Jr.
<b>RG</b>	61	Dominique Threatt	6-1	315	Jr.
	74	Cameron Ruff	6-3	309	So.
<b>C</b>	66	Brynjar Gudmundsson	6-4	300	Gr.
	68	Michael Galati	6-3	288	RFr.
<b>LG</b>	64	Thor Jozwiak	6-4	318	Gr.
	73	Jeremi Hall	6-5	335	So.
<b>LT</b>	75	Kofi Amichia	6-4	290	Jr.
	76	Reilly Gibbons	6-6	305	Fr.
<b>QB</b>	9	Quinton Flowers	6-0	210	So.
	2	Steven Bench	6-2	215	Gr.
<b>HB</b>	5	Marlon Mack	6-0	205	So.
	31	Darius Tice	5-10	206	Jr.
	32	D'Ernest Johnson	5-10	208	So.
<b>SLOT</b>	1	Chris Barr	5-10	175	Fr.
	82	Jordan Reed	5-10	170	Fr.
<b>X</b>	81	Ryeshene Bronson	6-3	200	So.
	6	A.J. Legree	6-1	195	Jr.

## USF SPECIALISTS

POS	#	Name	Ht.	Wt.	Cl.
<b>P</b>	49	Mattias Ciabatti	6-0	200	Gr.
	35	Emilio Nadelman	5-6	173	So.
<b>PK</b>	35	Emilio Nadelman	5-6	173	So.
	40	Michael Hill	5-9	180	Sr.
<b>H</b>	49	Mattias Ciabatti	6-0	200	Gr.
	84	Alex Mut	6-3	195	Jr.
<b>LS</b>	59	Alex Salvato	5-11	200	Jr.
	58	Dylan Rutledge	6-3	245	Jr.
<b>KO</b>	40	Michael Hill	5-9	180	Sr.
	35	Emilio Nadelman	5-6	173	So.
<b>KR</b>	32	D'Ernest Johnson	5-10	208	So.
	87	Rodney Adams	6-1	190	Jr.
<b>PR</b>	13	Tajee Fullwood	6-2	195	So.
	82	Jordan Reed	5-10	170	Fr.

## USF DEFENSE (4-2-5)

POS	#	Name	Ht.	Wt.	Cl.
<b>DE</b>	91	Eric Lee	6-3	260	Sr.
	98	Mike Love	6-4	266	So.
<b>DT</b>	90	James Hamilton	6-2	308	Sr.
	99	Kevin Bronson	6-4	271	RFr.
	60	Bruce Hector	6-2	295	So.
<b>DT</b>	10	Deadrin Senat	6-1	305	So.
	93	Daniel Awoleke	6-5	283	Sr.
<b>DE</b>	52	Zack Bullock	6-3	245	Gr.
<b>(BULL)</b>	9	Shawn Hill	6-3	270	Sr.
<b>MLB</b>	43	Auggie Sanchez	6-2	244	So.
<b>(MIKE)</b>	53	Danny Thomas	6-1	225	Fr.
<b>WLB</b>	57	Nigel Harris	6-0	231	Jr.
<b>(STINGER)</b>	51	Tashon Whitehurst	6-3	220	Sr.
<b>CB</b>	3	Deatrick Nichols	5-10	189	So.
	30	Jalen Spencer	6-0	186	Jr.
<b>HUSKY</b>	2	Jamie Byrd	5-11	185	Sr.
	21	Khalid McGee	5-10	201	Fr.
<b>SS</b>	36	Nate Godwin	5-10	204	Jr.
<b>(ROVER)</b>	18	Jaymon Thomas	6-3	185	Fr.
<b>FS</b>	20	Devin Abraham	5-9	186	So.
	13	Tajee Fullwood	6-2	195	So.
<b>CB</b>	19	Ronnie Hoggins	5-8	167	Fr.
	24	Johnny Ward	6-0	178	Jr.

## PRONUNCIATION CHART

75	Kofi AMICHIA	Ah-MEE-chee-uhh
93	Daniel AWOLEKE	ugh-WALL-ugh-KAY
81	RYESHENE Bronson	rye-SHEEN
22	HASSAN Childs	HAH-san
49	MATTIAS CIABATTI	mah-TEE-us chuh-BOT-ee
86	Stanley CLERVEAUX	CLAIR-voe
85	ELKANAH Dillon	EL-CANE-ugh
34	MALIK Dixon	MA-Leek
71	MAK DJULBEGOVIC	MACK Juh-BEG-oh-vitch
13	TAJEE Fullwood	Tah-JAY
29	C.J. GARYE	Gary
66	BRYNJAR Gudmundsson	brynn-YAR
32	D'ERNEST Johnson	DEE-ernest
64	Thor JOZWIAK	joes-WEE-ack
8	TYRE McCants	TIE-ree
21	KHALID McGee	KAW-lid
3	DEATRICK Nichols	DEE-trick
78	Cameron RUFF	ROUGH
54	NICO Sawtelle	KNEE-coe
10	DEADRIN SENAT	deed-RIN sen-KNOT
61	Dominique THREATT	THREE-t
51	TASHON Whitehurst	TAY-shawn
23	MAZZI Wilkins	MAH-zee
4	ASAINTII Woulard	A-SHAWN-TEE

## 2015 SQUAD BREAKDOWN

## LETTERMEN RETURNING (42)

## OFFENSE (19)

**O-Line:** Kofi Amichia, Mak Djulbegovic, Brynjar Gudmundsson, Jermi Hall, Thor Jozwiak, Cameron Ruff, Dominique Threatt

**Tight End:** Marlon Pope, Sean Price

**Quarterback:** Steven Bench, Quinton Flowers

**Running Back:** D'Ernest Johnson, Marlon Mack, Darius Tice

**Fullback:** Corian Hamilton, Tye Turner

**Wide Receiver:** Rodney Adams, Ryeshene Bronson, Alex Mut

## DEFENSE (20)

**End:** Demetrius Hill, Eric Lee

**Tackle:** James Hamilton, Bruce Hector, Deadrin Senat

**Linebacker:** Josh Black, Zack Bullock, C.J. Garye, Nigel Harris, Auggie Sanchez, Tashon Whitehurst

**Cornerback:** Deatrick Nichols, Lamar Robbins, Jalen Spencer, Johnny Ward

**Safety:** Devin Abraham, Jamie Byrd, Hassan Childs, Tajee Fullwood, Nate Godwin

## SPECIAL TEAMS (3)

**Placekicker:** Emilio Nadelman

**Punter:** Mattias Ciabatti

**Long Snapper:** Alex Salvato

## LETTERMEN LOST (27)

## OFFENSE (13)

**Quarterback:** Mike White

**O-Line:** Quinterrius Eatmon, Austin Rieter, Darrell Williams

**Tight End:** Mike McFarland

**Wide Receiver:** Andre Davis, Eric Dungy, Clinton Jones, Deonte Welch

**Running Back:** Sta'fon McCray, Kennard Swanson

## DEFENSE (13)

**Tackle:** Derrick Calloway, Todd Chandler, Elkin Watson

**Linebacker:** Reshard Cliett, Ruben Garcia, Hans Louis, LeGrande Harley, Rahmon Swain

**Cornerback:** Chris Dunkley, Kendall Sawyer

**Safety:** Trevon Griffin, Tyler Robb, Torrel Saffold

## SPECIAL TEAMS (1)

**Placekicker:** Marvin Kloss

## LETTERMEN AT A GLANCE

**OFFENSE:** Returning: 19 Lost: 13

**DEFENSE:** Returning: 20 Lost: 13

**SPECIAL:** Returning: 3 Lost: 1

**TOTAL:** Returning: 42 Lost: 27

## STARTERS AT A GLANCE

**OFFENSE:** Returning: 4 Lost: 7

**DEFENSE:** Returning: 7 Lost: 4

**SPECIAL:** Returning: 1 Lost: 1

**SPECIAL:** Returning: 12 Lost: 12

## STARTERS RETURNING (2014 Starts) (12)

(Number of 2014 starts)

**OFFENSE (4):** ; Brynjar Gudmundsson, G (12); Marlon Mack, RB (12); Sean Price, TE (9); Thor Jozwiak, G (8);

**DEFENSE (7):** Jamie Byred, S (12); Eric Lee, DE (12); Auggie Sanchez, LB (12); Nigel Harris, LB (11); Johnny Ward, CB (7); Devin Abraham, S (6); Nate Godwin, S (9)

**SPECIAL TEAMS (1):** Mattias Ciabatti, P (12)

## STARTERS LOST (2014 Starts) (12)

**OFFENSE (7):** Darrell Williams, G (12); Quinterrius Eatmon, T (12); Austin Reiter, C (12); Mike White, QB (10); Andre Davis, WR (8); Mike McFarland, TE (6); Kennard Swanson, FB (5)

**DEFENSE (4):** Reshard Cliett, LB (11); Todd Chandler, DT (10); Elkin Watson, DT (9); Chris Dunkley, WR (9)

**SPECIAL TEAMS (1):** Marvin Kloss, PK (12)

## RETURNERS WITH STARTING EXPERIENCE

(Number of career starts)

**OFFENSE (12):** Dominique Threatt, OL (7); Rodney Adams, WR (3); Steven Bench, QB (3); Mak Djulbegovic, T (2); Ryeshene Bronson, WR (2); Kofi Amichia, OL (2); Ty Turner, TE (1); Darius Tice, RB (1); Alex Mut, WR (1); Quinton Flowers, QB (1); Cameron Ruff, OL (1); Marlon Pope, TE (1);

**DEFENSE (7):** Tashon Whitehurst, LB (5); Lamar Robbins, CB (4); Tajee Fullwood, S (3); ; James Hamilton, DT (3); Zack Bullock, LB (2); Hassan Childs, S (2); Deadrin Senat, DT (2); Deatrick Nichols, CB (1);

## RETURNING STATISTICAL LEADERS

## RUSHING:

Marlon Mack: 202 carries, 1,041 yds, 9 TD, 5.2 ypc, 75 lg

D'Ernest Johnson: 46 carries, 150 yds, 0 TD, 3.3 ypc, 16 lg

Darius Tice: 40 carries, 116 yds, 0 TD, 2.6 ypc, 11 lg

## PASSING:

Steven Bench: 49-100, 611 yds, 3 TD, 2 INT, 101.8 ypg

## RECEIVING:

Rodney Adams: 23 catches, 323 yards, 2 TD, 67 long

Marlon Mack: 21 catches, 160 yards, 0 TD, 19 long

Sean Price: 14 catches, 207 yards, 0 TD, 32 long

**SCORING:** Marlon Mack: 54 pts, 9 TD

**TACKLES:** Jamie Byrd (S): 95

Nigel Harris (LB): 77

Nate Godwin (S): 72

Auggie Sanchez (LB): 65

Tashon Whitehurst (LB): 49

**TFL:** Nigel Harris: 10.5

Eric Lee: 6.0

**SACKS:** Nigel Harris & Tashon Whitehurst: 2.0

**INTERCEPTIONS:** Jamie Byrd & Johnny Ward: 2



## CAREER STARTS CHART

	2015	2014	2013	CAREER
Brynar Gudmundsson (G)	8	12	12	33
Sean Price (TE)	7	9	9	26
Eric Lee (DE)	8	12	-	25
Nigel Harris (LB)	5	11	7	23
Nate Godwin (S)	5	9	9	23
Thor Jozwiak (G)	8	8	DNP	21
Jamie Byrd (S)	8	12	-	20
Auggie Sanchez (LB)	7	12	-	19
Marlon Mack (RB)	7	12	-	19
Dominique Threatt	8	1	6	15
Devin Abraham (S)	8	6	-	14
Johnny Ward (DB)	2	7	3	12
Rodney Adams (WR)	8	3	-	11
James Hamilton (DT)	8	-	3	11
Zack Bullock (LB)	8	1	2	11
Kofi Amichia (OL)	8	2	-	10
Mak Djulbegovic (OT)	8	-	2	10
Deadrin Senat (DT)	8	2	-	10
Ryeshene Bronson (WR)	7	2	-	9
Deatrick Nichols (DB)	8	1	-	9
Quinton Flowers (QB)	8	1	-	9
Chris Barr (WR)	8	-	-	8
Tashon Whitehurst	2	4	1	7
Tajee Fullwood (S)	2	3	-	5
Ronnie Hoggins (CB)	5	-	-	5
Lamar Robbins (DB)	-	5	-	5
Steven Bench (QB)	-	1	2	3
C.J. Garye (LB)	2	-	-	2
Darius Tice (RB)	-	1	1	2
Hassan Childs (DB)	-	-	2	2
Marlon Pope (TE)	1	1	-	2
Ty Turner (FB)	1	-	1	2
Mazzie Wilkins (DB)	1	-	-	1
Shawn Hill (DE)	1	-	-	1
D'Ernest Johnson (RB)	1	-	-	1
Josh Black (LB)	-	1	-	1
Alex Mut (WR)	-	1	-	1

## GAME-BY-GAME LEADERS

GAME	RUSHING	PASSING (C-A-YD-INT-TD)	CATCHES	REC YARDS	TACKLES
FAMU	Mack (131)	Flowers (12-16-141-1-2)	Dillon (4)	Dillon (126)	Sanchez (10)
at FSU	Mack (83)	Flowers (12-24-135-1-2)	Johnson & Mack (4)	Johnson (89)	Godwin (9)
at Maryland	Flowers (85)	Flowers (10-19-60-1-1)	Adams (4)	Johnson (27)	Byrd & Senat (9)
MEMPHIS	Mack (108)	Flowers (17-26-199-1-1)	Johnson (4)	Price (66)	Sanchez (12)
SYRACUSE	Mack (184)	Flowers (15-22-259-0-2)	Barr (5)	Bronson (81)	Sanchez (9)
at UConn	Mack (113)	Flowers (11-15-157-2-2)	Adams (5)	Adams (118)	Byrd (10)
SMU	Flowers (201)	Flowers (9-20-97-0-0)	Barr (3)	Barr (41)	Byrd (10)
at Navy	Mack (29)	Flowers (12-20-208-0-0)	Adams & Bronson (3)	Adams (86)	Sanchez (14)
at ECU					
TEMPLE					
CINCINNATI					
at UCF					

## FIELD GOALS

Field Goals	fg	pct.	01-19	20-29	30-39	40-49	50-99	lg	blk
NADELMAN, Emilio	6-11	54.5	-	3-3	2-3	1-5	-	40	1

FG Sequence	USF	Opponents
FAMU	(22)	(21)
at FSU	-	(30) (38)
at Maryland	(34)	-
MEMPHIS	(31)	36 (49)
SYRACUSE	49(31)	(30)
at UConn	48	(19)(27)44
SMU	(40)43	(39)
at Navy	(25) 46 32	(30)(26)(28)
at ECU		
TEMPLE		
CINCINNATI		
at UCF		

## 2015 USF GAME-BY-GAME STARTERS

### OFFENSE

GAME	LT	LG	C	RG	RT	QB	HB	Slot	X	Y (TE)	Z
FAMU	Amichia	Jozwiak	Gudmundsson	Threatt	Djulbegovic	Flowers	Mack	Barr	Bronson	Price	Adams
at FSU	Amichia	Jozwiak	Gudmundsson	Threatt	Djulbegovic	Flowers	Mack	Barr	Bronson	Price	Adams
at Maryland	Amichia	Jozwiak	Gudmundsson	Threatt	Djulbegovic	Flowers	Mack	Barr	Bronson	Price	Adams
MEMPHIS	Amichia	Jozwiak	Gudmundsson	Threatt	Djulbegovic	Flowers	Mack	Barr	Pope (TE)	Price	Adams
SYRACUSE	Amichia	Jozwiak	Gudmundsson	Threatt	Djulbegovic	Flowers	Mack	Barr	Bronson	Price	Adams
at UConn	Amichia	Jozwiak	Gudmundsson	Threatt	Djulbegovic	Flowers	Mack	Barr	Bronson	Turner (FB)	Adams
SMU	Amichia	Jozwiak	Gudmundsson	Threatt	Djulbegovic	Flowers	Johnson	Barr	Bronson	Price	Adams
at Navy	Amichia	Jozwiak	Gudmundsson	Threatt	Djulbegovic	Flowers	Mack	Barr	Bronson	Price	Adams
at ECU											
TEMPLE											
CINCINNATI											
at UCF											

\* Started two tight ends \*\*Started four wide receivers

### DEFENSE

GAME	DE	DT	DT	BULL	MIKE	STINGER	CB	HUSKY	ROVER	FS	CB
FAMU	Lee	Hamilton	Senat	Bullock	Sanchez	Garye	Nichols	Byrd	Abraham	Fullwood	Ward
at FSU	Lee	Hamilton	Senat	Bullock	Sanchez	Garye	Nichols	Byrd	Abraham	Fullwood	Ward
at Maryland	Lee	Hamilton	Senat	Bullock	Whitehurst	Harris	Nichols	Byrd	Abraham	Hill*	Wilkins
MEMPHIS	Lee	Hamilton	Senat	Bullock	Sanchez	Harris	Nichols	Byrd	Abraham	Godwin	Hoggins
SYRACUSE	Lee	Hamilton	Senat	Bullock	Sanchez	Whitehurst	Nichols	Byrd	Godwin	Abraham	Hoggins
at UConn	Lee	Hamilton	Senat	Bullock	Sanchez	Harris	Nichols	Byrd	Abraham	Godwin	Hoggins
SMU	Lee	Hamilton	Senat	Bullock	Sanchez	Harris	Nichols	Byrd	Godwin	Abraham	Hoggins
at Navy	Lee	Hamilton	Senat	Bullock	Sanchez	Harris	Nichols	Byrd	Godwin	Abraham	Hoggins
at ECU											
TEMPLE											
CINCINNATI											
at UCF											

\* Started in 4-3

# TURNOVERS FORCED

TEAM	INT	FUMBLE	DEFTD	TOTAL
USF	9	6	0	15
Opponents	6	3	0	9

**USF TURNOVERS CAUSED: 15**      **OPP TURNOVERS CAUSED: 9**  
**USF POINTS OFF TOS: 41**        **OPP POINTS OFF TOS: 28**  
**USF DEFENSIVE TD'S: 0**        **OPP DEFENSIVE TD'S: 0**  
**USF RETURN TD'S: 1**         **OPP RETURN TD'S: 0**

## USF TURNOVERS FORCED

QT	Play ....	Ball On	Result
<b>FAMU (2)</b>			
4th	INT by Ronnie Hoggins	OPP 33	TD
4th	INT by Jalen Spencer	USF 32	Punt

### AT FSU

### AT MARYLAND (3)

1st	INT by Devin Abraham	OPP 4	TD
2nd	INT by Deatrick Nichols	USF 43	Punt
3rd	INT by Jamie Byrd	USF31	TD

### MEMPHIS

### SYRACUSE (3)

2nd	FUM recovered by Devin Abraham	OPP 25	FG
4th	INT by Jamie Byrd	OPP 9	TD
4th	FUM recovered by Deadrin Senat	USF 35	End of Game

### AT UCONN (1)

2nd	INT by Kevin Bronson	USF 41	TD
-----	----------------------	--------	----

### SMU (4)

1st	FUM recovered by James Hamilton	Opp 21	FG
2nd	INT by Demetrius Hill	USF 34	Punt
4th	FUM recovered by Khalid McGee	Opp 24	TD
4th	FUM recovered by Auggie Sanchez	USF 46	Punt

### AT NAVY (1)

3rd	FUM recovered by Deatrick Nichols	USF 22	Punt
-----	-----------------------------------	--------	------

## OPPONENT TURNOVERS FORCED

Turnover	Player	Ball On	Result
<b>FAMU (1)</b>			
INT	of Flowers	OPP 7	PUNT
<b>At Florida State (1)</b>			
INT	of Flowers	OPP Endzone	PUNT
<b>At Maryland</b>			
INT	of Flowers	OPP 29	INT
INT	of Bench	USF 17	TD
<b>Memphis (1)</b>			
INT	of Flowers	OPP 31	End of Game
<b>Syracuse (1)</b>			
FUM	by Flowers	USF 16	TD
<b>at UConn (2)</b>			
INT	of Flowers	USF 33	PUNT
INT	of Flowers	USF 36	TD
<b>SMU (1)</b>			
FUM	by Adams	Opp 39	PUNT
<b>At Navy (1)</b>			
FUM	by Adams	USF 42	TD

# USF SCORING DRIVES

QT	When	Score	Play	DRIVE
<b>FAMU (8)</b>				
1st	2:00	FG	Nadelman 22 yd FIELD GOAL	8 plays, 39 yards, 2:59
2nd	7:24	TD	Flowers to Johnson 22 yd PASS	12 plays, 62 yards, 4:58
2nd	1:16	TD	Flowers to Johnson 45 yd PASS	4 plays, 88 yards, 1:03
3rd	14:04	TD	Flowers 29 yd RUN	3 plays, 66 yards, 0:51
3rd	8:51	TD	Bench to Dillon 62 yd PASS	5 plays, 71 yards, 2:37
4th	11:47	TD	Mack 1 yd RUN	3 plays, 33 yards, 0:39
4th	2:58	TD	Bench 15 yd RUN	4 plays, 63 yards, 1:06
4th	0:29	TD	Tice 2 yd RUN	3 plays, 53 yards, 1:05
<b>at Florida State (2)</b>				
2nd	11:57	TD	Flowers to Johnson 1 yd PASS	7 plays, 45 yards, 2:57
4th	14:50	TD	Flowers to Johnson 71 yd PASS	1 play, 71 yards, 0:48
<b>at Maryland (3)</b>				
1st	12:40	TD	Flowers to Adams 4 yd PASS	1 play, 4 yards, 0:06
2nd	0:59	FG	Nadelman 34-yd FIELD GOAL	12 plays, 64 yards, 4:12
3rd	0:48	TD	Flowers 7 yd RUN	17 plays, 69 yards, 6:55
<b>Memphis (3)</b>				
1st	7:29	TD	Tice 1 yd RUN	12 plays, 95 yards, 5:18
2nd	14:56	FG	Nadelman 31-yd FIELD GOAL	11 plays, 67 yards, 4:19
4th	1:49	TD	Flowers to Dillon 23 yd PASS	11 plays, 88 yards, 3:46
<b>Syracuse (7)</b>				
2nd	14:16	TD	Tice 1 yd RUN	11 plays, 79 yards, 4:44
2nd	0:00	FG	Nadelman 21-yd FIELD GOAL	6 plays, 22 yards, 1:32
3rd	13:04	TD	Mack 25 yd RUN	6 plays, 75 yards, 1:56
3rd	9:53	TD	Flowers to Bronson 42 yd PASS	3 plays, 75 yards, 0:30
3rd	4:53	TD	Mack 45 yd RUN	3 plays, 75 yards, 0:48
4th	9:40	TD	Flowers 2 yd RUN	14 plays, 82 yards, 5:14
4th	8:30	TD	Flowers to Adams 14 yd PASS	1 play, 14 yards, 0:06
<b>at UConn (4)</b>				
2nd	11:08	TD	Flowers to Adams 44 yd PASS	5 plays, 59 yards, 2:06
3rd	7:59	TD	Johnson to Adams 29 yd PASS	4 plays, 73 yards, 1:18
3rd	0:37	TD	Flowers 15 yd RUN	3 plays, 75 yards, 1:22
4th	4:23	TD	Flowers to Adams 44 yd PASS	3 plays, 57 yards, 1:01
<b>SMU (6)</b>				
1st	12:52	FG	Nadelman 40-yd FIELD GOAL	4 plays, -1 yard, 1:18
2nd	13:49	TD	Tice 1 yd RUN	4 plays, 75 yards, 1:11
2nd	4:54	TD	Flowers 8 yd RUN	6 plays, 55 yards, 2:22
3rd	11:54	TD	Johnson 1 yd RUN	10 plays, 75 yards, 3:06
4th	11:55	TD	Flowers 5 yd RUN	1 play, 5 yards, 0:13
4th	6:19	TD	Flowers 18 yd RUN	3 plays, 29 yards, 1:20
<b>at Navy (2)</b>				
1st	2:30	FG	Nadelman 25-yd FIELD GOAL	15 plays, 68 yards, 7:38
3rd	12:53	TD	Mack 2 yd RUN	2 plays, 36 yards, 0:20
<b>SCORING DRIVES UNDER 2:00: 20</b>				
<b>Longest by PLAYS: 17 (17 plays, 69 yards, 6:55, TD, at Maryland)</b>				
<b>Longest by YARDS: 95 (12 plays, 95 yards, 5:18, TD vs. Memphis)</b>				
<b>Longest by TIME: 7:38 (15 plays, 68 yards, 7:38, FG at Navy)</b>				
<b>Defensive/Special Teams scores (1): Rodney Adams 97-yard kickoff return at Navy;</b>				
<b>DEFENSIVE PLAYS</b>				
--				

### USF EXPLOSIVE PLAYS (20+ YARDS)

Player	Run	Pass	Rec	Def	Tot
Flowers	7	24			31
Adams	-	-	7		7
Johnson	-	1	4		5
Mack	5	-	-		5
Bronson	-	-	4		4
Dillon	-	-	3		3
Bench	-	3	-		3
Tice	3	-	-		3
Barr	-	-	2		2
McCants	-	-	1		1
Pope	-	-	1		1
Price	-	-	1		1

**TOTAL (R&P):** 15 27 - 42  
**OPP TOTAL:** 10 23 - 33  
**Opponent High:** 6 at FSU (4 run, 2 pass)

**USF**

**Long Pass:** 71 yards, Flowers to Johnson, TD, at FSU  
**Long Run:** 67 yards, Quinton Flowers, vs. SMU  
**Long Def:** 42, Abraham, INT return, at Maryland

**OPPONENTS**

**Long Pass:** 70 yards, Rowe to Jacobs, TD, at Maryland  
**Long Run:** 74 yards, Dalvin Cook, TD, at FSU  
**Long Defense:** -

**USF BY GAME**

FAMU (9)	
2Q	22 (TD)..... P..... Flowers to Johnson PASS..... FAMU
2Q	45 (TD)..... P..... Flowers to Johnson PASS..... FAMU
3Q	32..... R..... Marlon Mack RUN..... FAMU
3Q	29 (TD)..... R..... Quinton Flowers RUN..... FAMU
3Q	62 (TD)..... P..... Bench to Dillon PASS..... FAMU
4Q	28..... P..... Bench to Dillon PASS..... FAMU
4Q	23..... R..... Darius Tice RUN..... FAMU
4Q	22..... P..... Bench to Dillon PASS..... FAMU
4Q	44..... R..... Darius Tice RUN..... FAMU
AT FSU (3)	
2Q	23..... R..... Quinton Flowers RUN..... FSU
2Q	24..... P..... Flowers to Barr PASS..... FSU
3Q	71..... P..... Flowers to Johnson PASS..... FSU
AT MARYLAND (0)	
MEMPHIS (3)	
1Q	29..... R..... Marlon Mack RUN..... MEM
4Q	20..... P..... Flowers to Adams PASS..... MEM
4Q	23 (TD)..... P..... Flowers to Dillon PASS..... MEM
SYRACUSE (7)	
1Q	21..... P..... Flowers to Adams PASS..... SYR
1Q	56..... P..... Flowers to McCants PASS..... SYR
2Q	25 (TD)..... R..... Marlon Mack RUN..... SYR
3Q	28..... P..... Flowers to Adams PASS..... SYR
3Q	42 (TD)..... P..... Flowers to Bronson PASS..... SYR
3Q	21..... P..... Flowers to Bronson PASS..... SYR
3Q	45 (TD)..... R..... Marlon Mack RUN..... SYR
AT UCONN (7)	
1Q	33..... R..... Quinton Flowers RUN..... UCONN
2Q	44 (TD)..... P..... Flowers to Adams PASS..... UCONN
2Q	27..... P..... Flowers to Bronson PASS..... UCONN

3Q	30..... P..... Flowers to Pope PASS..... UCONN
3Q	29 (TD)..... P..... Johnson to Adams PASS..... UCONN
3Q	59..... R..... Marlon Mack RUN..... UCONN
4Q	44 (TD)..... P..... Flowers to Adams PASS..... UCONN
3Q	21..... R..... Quinton Flowers RUN..... SMU
SMU (6)	
2Q	67..... R..... Quinton Flowers RUN..... SMU
2Q	20..... R..... Quinton Flowers RUN..... SMU
3Q	27..... R..... Darius Tice RUN..... SMU
3Q	38..... P..... Flowers to Barr PASS..... SMU
3Q	21..... P..... Flowers to Adams PASS..... SMU
AT NAVY (6)	
1Q	97 (TD)..... KR..... Rodney Adams KICKOFF RETURN..NAVY
1Q	25..... P..... Flowers to Bronson PASS.....NAVY
1Q	25..... P..... Flowers to Price PASS.....NAVY
2Q	43..... P..... Flowers to Adams PASS.....NAVY
3Q	34..... P..... Flowers to Barr PASS.....NAVY
3Q	40..... P..... Flowers to Adams PASS.....NAVY

### USF EXPLOSIVE PLAYS BY LENGTH

QT	LENGTH...TYPE	PLAYER	OPP
1Q	97 (TD)..... KR.....	Rodney Adams KICKOFF RETURN	NAVY
3Q	71 (TD)..... P.....	Flowers to Johnson PASS	FSU
2Q	67..... R.....	Quinton Flowers RUN	SMU
3Q	62 (TD)..... P.....	Bench to Dillon PASS	FAMU
3Q	59..... R.....	Marlon Mack RUN	UCONN
1Q	56..... P.....	Flowers to McCants PASS	SYR
▲ 50 + YARD PLAYS ▲			
2Q	45 (TD)..... P.....	Flowers to Johnson PASS	FAMU
3Q	45 (TD)..... R.....	Marlon Mack RUN	SYR
4Q	44..... R.....	Darius Tice RUN	FAMU
2Q	44 (TD)..... P.....	Flowers to Adams PASS	UCONN
4Q	44 (TD)..... P.....	Flowers to Adams PASS	UCONN
2Q	43..... P.....	Flowers to Adams PASS	NAVY
3Q	42 (TD)..... P.....	Flowers to Bronson PASS	SYR
3Q	40..... P.....	Flowers to Adams PASS	NAVY
3Q	38..... P.....	Flowers to Barr PASS	SMU
3Q	34..... P.....	Flowers to Barr PASS	NAVY
1Q	33..... R.....	Quinton Flowers RUN	UCONN
3Q	32..... R.....	Marlon Mack RUN	FAMU
3Q	30..... P.....	Flowers to Pope PASS	UCONN
3Q	29 (TD)..... R.....	Quinton Flowers RUN	FAMU
1Q	29..... R.....	Marlon Mack RUN	MEM
3Q	29 (TD)..... P.....	Johnson to Adams PASS	UCONN
2Q	28..... P.....	Flowers to Johnson PASS	UM
4Q	28..... P.....	Bench to Dillon PASS	FAMU
3Q	28..... P.....	Flowers to Adams PASS	SYR
2Q	27..... P.....	Flowers to Bronson PASS	UCONN
3Q	27..... R.....	Darius Tice RUN	SMU
4Q	26..... R.....	Quinton Flowers RUN	UM
2Q	25 (TD)..... R.....	Marlon Mack RUN	SYR

1Q	25..... P.....	Flowers to Bronson PASS	NAVY
1Q	25..... P.....	Flowers to Price PASS	NAVY
2Q	24..... P.....	Flowers to Barr PASS	FSU
2Q	23..... R.....	Quinton Flowers RUN	FSU
4Q	23..... R.....	Darius Tice RUN	FAMU
4Q	23 (TD)..... P.....	Flowers to Dillon PASS	MEM
4Q	22..... P.....	Bench to Dillon PASS	FAMU
2Q	22 (TD)..... P.....	Flowers to Johnson PASS	FAMU
1Q	21..... P.....	Flowers to Adams PASS	SYR
3Q	21..... P.....	Flowers to Bronson PASS	SYR
3Q	21..... P.....	Flowers to Adams PASS	SMU
3Q	21..... R.....	Quinton Flowers RUN	SMU
4Q	20..... P.....	Flowers to Adams PASS	MEM
2Q	20..... R.....	Quinton Flowers RUN	SMU

**GAME HIGH:** 9 vs. FAMU  
**SEASON TOTAL:** 43

▼ LONG PLAYS FOR TOUCHDOWNS ▼

1Q	97 (TD)..... KR.....	Rodney Adams KICKOFF RETURN	NAVY
3Q	71 (TD)..... P.....	Flowers to Johnson PASS	FSU
3Q	62 (TD)..... P.....	Bench to Dillon PASS	FAMU
2Q	45 (TD)..... P.....	Flowers to Johnson PASS	FAMU
3Q	45 (TD)..... R.....	Marlon Mack RUN	SYR
2Q	44 (TD)..... P.....	Flowers to Adams PASS	UCONN
4Q	44 (TD)..... P.....	Flowers to Adams PASS	UCONN
3Q	42 (TD)..... P.....	Flowers to Bronson PASS	SYR
3Q	29 (TD)..... R.....	Quinton Flowers RUN	FAMU
3Q	29 (TD)..... P.....	Johnson to Adams PASS	UCONN
2Q	25 (TD)..... R.....	Marlon Mack RUN	SYR
4Q	23 (TD)..... P.....	Flowers to Dillon PASS	MEM
2Q	22 (TD)..... P.....	Flowers to Johnson PASS	FAMU

**TOTAL:** 13      **GAME HIGH:**4 vs. FAMU

## 2015 GAME-BY-GAME TEAM STATISTICS

GAME	FINAL		QUARTERS					1st DOWNS		RUSHING		PASSING		TOT OFF	PUNTS		PENALTY		3RD	4TH	RED	SACKS	FIELD	POSSESSION TIME				
	SCORE	1	2	3	4	OT	R-P-PE	TOT	NO-YDS-TD	C-A-I	YDS	TD	YDS	NO-AVG	F-FL	NO-YDS	DNS	DNS	ZONE	NO-YDS	GOALS	1	2	3	4	TOT		
USF	51	3	13	14	21	0	15-9-3	27	46-275-4	20-26-1	281	3	556	5-47.4	4-0	11-97	5-13	1-2	5-6	4-24	1-1	7:24	8:43	5:30	6:36	28:13		
FAMU	3	0	0	3	0	0	2-6-3	11	34-12-0	20-38-2	170	0	182	10-39.5	1-0	10-61	5-19	0-0	1-1	1-3	1-1	7:36	6:17	9:30	8:24	31:47		
USF	14	0	7	0	7	0	6-5-0	11	36-160-0	12-24-1	125	2	274	10-44.5	0-0	2-21	1-13	1-1	1-2	3-31	0-0	9:28	8:30	5:34	3:05	26:37		
at FSU	34	7	0	17	10	0	10-10-1	21	46-317-3	14-26-0	163	1	441	7-40.6	1-0	7-50	3-13	1-1	2-2	3-8	2-2	5:32	6:30	9:26	11:55	33:23		
USF	17	7	3	7	0	0	12-3-3	18	50-240-1	10-22-2	60	1	300	5-47.4	3-0	10-105	7-18	1-3	3-3	0-0	1-1	6:20	6:59	9:36	7:33	30:28		
at Maryland	35	14	7	7	7	0	4-12-2	18	34-114-1	21-34-3	297	4	411	4-34.5	3-0	12-120	8-15	1-1	3-3	6-27	0	8:40	8:01	5:24	7:27	29:32		
USF	17	7	3	0	7	0	7-8-4	19	43-178-1	17-26-1	199	1	377	7-46.1	0-0	6-40	2-13	1-2	2-2	2-20	1-1	9:33	6:22	5:38	7:55	29:28		
Memphis	24	0	7	10	7	0	7-12-1	20	39-120-1	20-33-0	305	2	425	8-38.9	1-0	7-75	8-18	0-0	2-3	0-0	1-2	5:27	8:38	9:22	7:05	30:32		
USF	45	0	10	21	14	0	15-10-1	26	47-281-4	15-22-0	259	2	540	2-42.5	1-1	9-85	7-10	0-0	4-4	3-22	1-2	8:53	4:29	3:56	10:15	27:33		
Syracuse	24	0	3	14	7	0	7-12-4	23	33-73-1	21-34-1	232	2	305	4-46.8	3-2	6-64	7-15	2-2	3-3	2-16	1-1	6:07	10:31	11:04	4:45	32:27		
USF	28	0	7	14	7	0	11-6-0	17	44-275-1	12-16-2	186	3	461	4-43.8	0-0	3-30	4-12	0-1	1-2	5-29	0-1	4:39	7:30	5:48	7:12	25:09		
at UConn	20	0	3	10	7	0	9-16-1	26	38-163-1	28-42-1	365	1	528	4-32.8	3-0	4-39	7-17	1-3	2-4	1-1	2-3	10:21	7:30	9:12	7:48	34:51		
USF	38	3	14	7	14	0	10-3-2	19	44-255-5	9-21-0	97	0	352	6-41.8	0-0	4-40	5-15	1-2	6-6	3-33	1-2	3:59	7:02	9:31	4:40	25:12		
SMU	14	7	0	0	7	0	8-10-1	15	43-132-1	20-37-1	233	1	365	8-41.5	3-0	5-55	9-20	0-0	1-2	2-9	0-1	11:01	7:58	5:29	10:20	34:48		
USF	17	10	0	7	0	0	1-7-1	9	24-62-1	12-20-0	208	0	270	3-33.7	2-1	6-54	3-11	0-1	2-3	1-8	1-3	7:53	6:24	3:43	2:47	20:47		
at Navy	29	3	10	3	13	0	21-0-1	22	69-428-3	3-9-0	16	0	444	3-38.0	1-1	2-20	9-17	2-2	5-5	0-0	3-3	7:07	8:36	11:17	12:13	39:13		



# 2015 STATISTICS

## GAME-BY-GAME PASSING

### #9 QUINTON FLOWERS

QUINTON FLOWERS	COMP	ATT	INT	PCT	YDS	TD	LG	SACKED	EFF
FAMU	12	16	1	75.0	141	2	45	0	
@FSU	12	24	1	50.0	125	2	71	3	
@Maryland	10	19	1	52.6	60	1	28	6	
Memphis	17	26	1	65.3	199	1	39	0	
Syracuse	15	22	0	68.2	259	2	56	2	
@UConn	11	15	2	73.3	157	2	44	1	
SMU	9	20	0	45.0	97	0	38	2	
@Navy	12	20	0	60.0	208	0	43	0	

### 2014 SEASON

NCSU	1	4	2	25.0	7	1	7	0	-60.30
HOUSTON	1	1	0	100.0	-1	0	0	0	91.60
@SMU	6	15	0	40.0	105	0	34	0	98.80

### #2 STEVEN BENCH

STEVEN BENCH	COMP	ATT	INT	PCT	YDS	TD	LG	SACKED	EFF
FAMU	8	10	0	80.0	140	1	62	1	
@Maryland	0	3	1	0.0	0	0	0	0	
SMU	1	2	0	0	4	0	0	0	

### 2014 SEASON

WESTERN CAROLINA	1	1	0	100	10	0	10	0	184.0
MARYLAND	14	36	1	38.9	162	0	27	2	71.13
@CINNATI	9	14	0	64.3	147	2	67	0	199.63
HOUSTON	12	25	1	48.0	147	0	26	3	89.39
@Memphis	6	11	0	54.5	57	1	17	0	
UCF	7	13	0	53.8	88	0	27	2	110.71

### 2013 SEASON

@Michigan State	0	1	0	0.0	0	0	0	0	0
FAU	8	23	1	34.8	128	1	25	3	87.18
MIAMI	13	27	1	48.1	189	1	36	5	111.76
CINNATI	1	1	0	100.0	7	0	7	0	158.8
LOUISVILLE	4	12	1	33.3	68	0	25	1	65.0

## 2015 GAME-BY-GAME RUSHING

PLAYER	FAMU	@FSU	@Md	MEMPHIS	SYR	@UConn	SMU	@Navy	@ECU	TEMPLE	CINC	@UCF
Marlon Mack, RB	23-131-1	18-83-0	12-71-0	20-108-0	20-184-2	13-113-0	DNP (inj)	10-29-1				
Quinton Flowers, QB	7-63-1	14-38-0	24-85-1	8-26-0	15-71-1	15-98-1	23-201-3	6-15-0				
D'Ernest Johnson, RB	2-15-0	2-4-0	7-25-0	3-12-0	5-25-0	9-50-0	9-28-1	6-16-0				
Darius Tice, RB	8-77-1	2-24-0	6-42-0	12-37-1	5-20-1	4-23-0	9-47-1	2-2-0				
Steven Bench, QB	4-20-1		1-17-0									
Jordan Reed, WR							1-4-0					
Rodney Adams, WR				1-(-1)-0								
Chris Barr, WR						1-(-3)-0						
Evan Wilson, WR							1-(-24)-0					

## 2015 GAME-BY-GAME RECEIVING

PLAYER	FAMU	@FSU	@Md	MEMPHIS	SYR	@UConn	SMU	@Navy	@ECU	TEMPLE	CINC	@UCF
Chris Barr, WR	3-14-0	1-24-0	1-(-4)-0	3-14-0	5-37-0	2-13-0	3-41-0	1-34-0				
Rodney Adams, WR	1-1-0		4-8-0	3-36-0	3-63-1	5-118-3	1-21-0	3-86-0				
D'Ernest Johnson, RB	3-79-2	5-89-2	2-27-0	4-30-0		1-(-6)-0	1-8-0	2-15-0				
Marlon Mack, RB	2-6-0	5-9-0	1-7-0	1-17-0		2-4-0						
Sean Price, TE	2-19-0		1-5-0	2-66-0	3-22-0		1-10-0	2-37-0				
Ryeshene Bronson, WR	2-24-0		1-17-0		3-81-1	1-27-0	1-(-1)-0	3-32-0				
Elkanah Dillon, TE	4-126-1*			2-30-1				1-4-0				
A.J. Legree, WR	2-9-0						1-15-0					
Darius Tice, RB	1-3-0	1-3-0		1-2-0								
Tyre McCants, WR				1-4-0	1-56-0							
Marlon Pope, TE						1-30-0						
Jordan Reed, WR								1-3-0				

\*New USF Tight End record

## GAME-BY-GAME TACKLES

PLAYER	UA-A	TOTAL	FAMU	@FSU	@Md	MEMPHIS	SYR	@UConn	SMU	@Navy	@ECU	TEMPLE	CINC	@UCF
SANCHEZ, Auggie LB	40-30	704-6	-	5-1	-	8-4	5-4	5-5	4-5	9-5	-	-	-	-
BYRD, Jamie DB	40-20	602-0	4-3	5-4	-	8-1	3-1	5-4	6-4	7-3	-	-	-	-
GODWIN, Nate DB	29-13	422-2	6-3	1-1	-	3-1	1-1	6-2	3-0	7-3	-	-	-	-
NICHOLS, Deatri CB	29-10	392-1	2-1	1-2	-	2-0	5-2	4-1	8-1	5-2	-	-	-	-
SENAT, Deadrin DT	21-14	351-1	5-3	7-2	-	2-2	1-1	1-2	1-3	3-0	-	-	-	-
ABRAHAM, Devin CB	27-4	313-0	2-0	5-0	-	2-1	2-0	5-1	4-0	4-2	-	-	-	-
LEE, Eric DE	21-7	282-1	4-0	-	-	4-1	4-1	5-1	1-1	1-2	-	-	-	-
FULLWODD, Tajee CB	20-7	271-0	2-3	4-2	-	-	5-0	2-2	3-0	3-0	-	-	-	-
WHITEHURST, Tas LB	16-10	26DNP	DNP	1-3	-	4-2	2-2	3-2	3-0	3-1	-	-	-	-
HARRIS, Nigel LB	15-5	20DNP	DNP	2-1	-	-	4-1	3-2	3-1	3-0	-	-	-	-
BULLOCK, Zack LB	12-8	203-1	1-2	1-0	-	1-1	1-2	1-2	-	4-0	-	-	-	-
WARD, Johnny DB	13-6	192-0	3-1	DNP	-	2-2	1-2	2-1	3-0	-	-	-	-	-
HAMILTON, James DT	10-9	191-0	2-1	1-0	-	1-0	0-3	0-3	2-2	3-0	-	-	-	-
HOGGINS, Ronnie CB	13-3	163-0	-	-	-	4-1	2-1	1-0	3-0	0-1	-	-	-	-
WILKINS, Mazzi CB	9-7	161-2	1-2	2-3	-	1-0	1-0	DNP	2-0	1-0	-	-	-	-
HILL, Demetrius DE	13-3	164-0	0-2	3-0	-	1-1	1-0	2-0	2-0	-	-	-	-	-
AWOLEKE, Daniel DE	11-2	132-0	2-1	2-0	-	1-0	3-0	-	0-1	1-0	-	-	-	-
HECTOR, Bruce DT	8-3	114-2	1-1	DNP	-	-	-	-	2-0	1-0	-	-	-	-
MCGEE, Khalid	8-1	91-0	1-0	DNP	-	-	1-0	1-0	3-0	1-1	-	-	-	-
THOMAS, Danny LB	6-3	90-1	5-1	1-0	-	-	-	0-1	-	-	-	-	-	-
LOVE, Mike DE	3-6	91-1	2-0	0-1	-	0-1	-	0-1	-	0-2	-	-	-	-
GARYE, C.J. LB	5-3	84-1	1-2	DNP	-	DNP	-	-	-	-	-	-	-	-
BRONSON, Kevin DE	4-0	4-	1-0	DNP	-	DNP	-	1-0	2-0	DNP	-	-	-	-
FLOWERS, Quinto	2-2	40-2	-	-	-	-	1-0	-	-	1-0	-	-	-	-
ROBBINS, Lamar	3-0	33-0	-	-	-	DNP	-	DNP	DNP	DNP	-	-	-	-
SPENCER, Jalen DB	2-1	32-1	DNP	DNP	-	-	-	-	-	DNP	-	-	-	-
BENCH, Steven	2-1	3-	-	-	-	DNP	DNP	2-1	-	DNP	-	-	-	-
ADAMS, Rodney	3-0	31-0	-	1-0	-	-	-	1-0	-	-	-	-	-	-
HOLMAN, Nick LB	3-0	3-	-	1-0	-	-	1-0	-	1-0	DNP	-	-	-	-
JOHNSON, D'Erne	3-0	31-0	-	-	-	-	2-0	-	-	-	-	-	-	-
MACK, Marlon	1-1	20-1	-	-	-	-	-	1-0	DNP	-	-	-	-	-
NADELMAN, Emili	1-1	2-	-	1-0	-	-	0-1	-	-	-	-	-	-	-
THOMAS, Jaymon	1-1	21-1	-	DNP	-	DNP	DNP	DNP	-	-	-	-	-	-
FERGUSON, Nate	1-0	11-0	DNP	DNP	-	-	DNP	DNP	-	DNP	-	-	-	-
CIABATTI, Matti	1-0	1-	-	-	-	-	-	1-0	-	-	-	-	-	-
HAMILTON, Coria	1-0	1-	1-0	-	-	-	-	-	-	DNP	-	-	-	-
LEGREE, A.J.	1-0	1-	-	DNP	-	DNP	-	-	-	1-0	-	-	-	-
GUDMUNDSSON, Br	1-0	1-	-	1-0	-	-	-	-	-	-	-	-	-	-
TICE, Darius	0-1	1-	-	-	-	-	-	0-1	-	-	-	-	-	-

## GAME-BY-GAME SACKS

PLAYER	TOTAL	FAMU	@FSU	@Md	MEMPHIS	SYR	@UConn	SMU	@Navy	@ECU	TEMPLE	CINC	@UCF	
BYRD, Jamie DB	5-0	5.0	-	-	-	-	2.0-10	2.0-17	1.0-8	-	-	-	-	
AWOLEKE, Daniel DE	2-0	2.0	1.0-2	1.0-10	-	-	-	-	-	-	-	-	-	
HECTOR, Bruce DT	2-0	2.0	2.0-15	-	DNP	-	-	-	-	-	-	-	-	
HILL, Demetrius DE	2-0	2.0	1.0-7	-	-	-	-	1.0-4	-	-	-	-	-	
WHITEHURST, Tas LB	1-1	1.5	DNP	DNP	-	1.5-17	-	-	-	-	-	-	-	
HAMILTON, James DT	1-1	1.5	-	1.0-9	-	-	0.5-4	-	-	-	-	-	-	
BRONSON, Kevin DE	1-0	1.0	-	-	DNP	DNP	-	-	1.0-16	DNP	-	-	-	
ABRAHAM, Devin CB	1-0	1.0	-	-	-	-	-	1.0-8	-	-	-	-	-	
LOVE, Mike DE	1-0	1.0	-	1.0-12	-	-	-	-	-	-	-	-	-	
NICHOLS, Deatri CB	1-0	1.0	-	-	-	-	1.0-8	-	-	-	-	-	-	
LEE, Eric DE	0-2	1.0	-	-	-	0.5-3	0.5-5	-	-	-	-	-	-	
HARRIS, Nigel LB	1-0	1.0	DNP	DNP	-	-	-	1.0-7	-	-	-	-	-	
SANCHEZ, Auggie LB	0-1	0.5	-	-	-	-	0.5-2	-	-	-	-	-	-	
BULLOCK, Zack LB	0-1	0.5	-	-	-	-	0.5-3	-	-	-	-	-	-	
<b>TOTALS</b>			<b>4.0</b>	<b>3.0</b>	<b>0</b>	<b>2.0</b>	<b>3.0</b>	<b>5.0</b>	<b>3.0</b>	<b>1.0</b>				

## GAME-BY-GAME TFL

PLAYER	TOTAL	FAMU	@FSU	@Md	MEMPHIS	SYR	@UConn	SMU	@Navy	@ECU	TEMPLE	CINC	@UCF	
BYRD, Jamie DB	7-2	8.0	1.0-1	0.5-1	-	-	2.5-11	3.0-19	1.0-8	-	-	-	-	
NICHOLS, Deatri CB	7-2	8.0	1.5-3	-	1.0-1	-	2.5-14	-	2.0-8	1.0-3	-	-	-	
HILL, Demetrius DE	5-1	5.5	3.0-12	0.5-0	-	1.0-1	-	1.0-4	-	-	-	-	-	
LEE, Eric DE	3-3	4.5	1.5-12	-	-	0.5-3	1.5-8	1.0-3	-	-	-	-	-	
HECTOR, Bruce DT	3-2	4.0	3.0-16	1.0-1	DNP	-	-	-	-	-	-	-	-	
SENAT, Deadrin DT	3-2	4.0	0.5-3	1.0-2	1.0-3	-	1.5-2	-	-	-	-	-	-	
SANCHEZ, Auggie LB	1-5	3.5	2.0-15	-	-	0.5-0	0.5-2	0.5-0	-	-	-	-	-	
HAMILTON, James DT	2-2	3.0	1.0-1	1.0-9	-	-	-	1.0-4	-	-	-	-	-	
BULLOCK, Zack LB	1-3	2.5	-	0.5-1	-	1.0-1	1.0-4	-	-	-	-	-	-	
HARRIS, Nigel LB	2-1	2.5	DNP	DNP	1.0-2	-	-	1.5-8	-	-	-	-	-	
AWOLEKE, Daniel DE	2-1	2.5	1.0-2	1.5-11	-	-	-	-	-	-	-	-	-	
ABRAHAM, Devin CB	2-0	2.0	-	-	-	-	-	1.0-8	1.0-3	-	-	-	-	
LOVE, Mike DE	1-1	1.5	-	1.0-12	-	-	-	0.5-1	-	-	-	-	-	
WHITEHURST, Tas LB	1-1	1.5	DNP	DNP	-	1.5-17	-	-	-	-	-	-	-	
HOGGINS, Ronnie CB	1-1	1.5	-	-	-	1.5-2	-	-	-	-	-	-	-	
FULLWODD, Tajee CB	1-0	1.0	-	-	-	-	1.0-7	-	-	-	-	-	-	
BRONSON, Kevin DE	1-0	1.0	-	-	DNP	DNP	-	-	1.0-16	DNP	-	-	-	
MCGEE, Khalid	1-0	1.0	-	-	DNP	-	-	-	1.0-1	-	-	-	-	
BENCH, Steven	1-0	1.0	-	-	-	DNP	DNP	1.0-5	-	DNP	-	-	-	
GODWIN, Nate DB	0-1	0.5	0.5-0	-	-	-	-	-	-	-	-	-	-	
<b>TOTALS</b>			<b>15.0</b>	<b>7.0</b>	<b>3.0</b>	<b>6.0</b>	<b>11.0</b>	<b>9.0</b>	<b>8.0</b>	<b>2.0</b>				

# NCAA/CONFERENCE RANKINGS - TEAM

Statistic	National Conference		Value	National Leader	Value	Conference Leader	
	Rank	Rank				Value	Value
3rd Down Conversion Pct (127 ranked)	118	11	0.317	Texas Tech	0.550	Houston	0.496
3rd Down Conversion Pct Defense (127 ranked)	91	8	0.418	Clemson	0.212	Cincinnati	0.248
4th Down Conversion Pct (127 ranked)	89	8	0.417	Oklahoma St. LSU	1.000 1.000	Navy	0.867
4th Down Conversion Pct Defense (127 ranked)	109	11	0.636	North Carolina St.	0.000	Memphis	0.200
Blocked Kicks (55 ranked)				Temple Illinois	5 5	Temple	5
Blocked Kicks Allowed (127 ranked)	46	4	1	45 teams tied	0	Houston Memphis Navy	0 0 0
Blocked Punts (18 ranked)				Temple	4	Temple	4
Blocked Punts Allowed (126 ranked)	1	1	0	78 teams tied	0	6 teams tied	0
Completion Percentage (127 ranked)	49	5	0.607	Western Ky.	0.723	Memphis	0.708
Defensive TDs (26 ranked)				Buffalo	6	Houston	3
Fewest Penalties (127 ranked)	66	5	51	Navy	27	Navy	27
Fewest Penalties Per Game (127 ranked)	71	5	6.38	Georgia Tech	3.56	Navy	3.86
Fewest Penalty Yards (127 ranked)	74	5	472	Navy	252	Navy	252
Fewest Penalty Yards Per Game (127 ranked)	74	5	59.00	Georgia Tech	31.67	Navy	36.00
First Downs Defense (127 ranked)	56	5	160	Clemson	104	Houston Navy	137 137
First Downs Offense (127 ranked)	109	10	142	Texas Tech	263	Cincinnati	243
Fumbles Lost (126 ranked)	19	1	3	UNLV Florida St.	1 1	South Fla.	3
Fumbles Recovered (126 ranked)	38	6	6	6 teams tied	10	Navy Houston	10 10
Kickoff Return Defense (127 ranked)	90	9	22.44	Memphis	14.07	Memphis	14.07
Kickoff Returns (127 ranked)	6	1	27.57	Tennessee	40.39	South Fla.	27.57
Net Punting (127 ranked)	31	3	39.43	San Jose St.	43.52	UCF	40.28
Passes Had Intercepted (127 ranked)	59	8	7	LSU	0	Memphis Navy	1 1
Passes Intercepted (124 ranked)	47	5	8	Arkansas St. Boise St.	16 16	UConn Temple	14 14
Passing Offense (127 ranked)	107	11	177.4	Bowling Green	434.1	Cincinnati	370.6
Passing Yards Allowed (127 ranked)	65	4	222.6	San Jose St.	122.1	UConn	196.6
Passing Yards per Completion (127 ranked)	38	7	13.14	Army West Point	21.81	Navy	16.46
Punt Return Defense (127 ranked)	42	5	6.21	Northwestern	-1.50	UConn	1.54
Punt Returns (127 ranked)	12	1	15.58	Virginia	26.00	South Fla.	15.58
Red Zone Defense (127 ranked)	53	4	0.826	Toledo	0.474	Temple	0.680
Red Zone Offense (127 ranked)	51	5	0.857	Navy	0.970	Navy	0.970
Rushing Defense (127 ranked)	64	5	165.0	Boston College	64.2	Temple	101.4
Rushing Offense (127 ranked)	23	3	213.9	Ga. Southern	385.6	Navy	319.7
Sacks Allowed (126 ranked)	56	4	1.88	Air Force Toledo	0.00 0.00	Temple	1.25
Scoring Defense (127 ranked)	43	5	22.9	Wisconsin	11.0	Temple	15.8
Scoring Offense (127 ranked)	71	8	28.4	Baylor	61.1	Memphis	47.9
Tackles for Loss Allowed (126 ranked)	57	4	5.88	Toledo	2.71	Navy	4.86
Team Passing Efficiency (127 ranked)	39	5	142.02	Baylor	197.82	Memphis	173.01
Team Passing Efficiency Defense (127 ranked)	65	5	125.76	Marshall	86.86	Temple	102.41
Team Sacks (127 ranked)	29	3	2.63	Penn St.	3.89	Houston	3.13
Team Tackles for Loss (127 ranked)	25	3	7.4	Boston College	9.8	Tulsa	8.1
Time of Possession (127 ranked)	117	12	26:40	Stanford	34:56	Temple	32:34
Total Defense (127 ranked)	59	6	387.6	Boston College	223.8	Temple	327.6
Total Offense (127 ranked)	73	7	391.3	Baylor	686.1	Cincinnati	576.9
Turnover Margin (127 ranked)	29	5	0.50	Houston	1.88	Houston	1.88
Turnovers Gained (126 ranked)	43	4	14	California Houston	22 22	Houston	22
Turnovers Lost (127 ranked)	29	4	10	LSU Florida St.	2 2	Navy	5
Winning Percentage (126 ranked)	59	6	0.500	11 teams tied	1.000	Houston Memphis	1.000 1.000

# NCAA/CONFERENCE RANKINGS - INDIVIDUAL

Statistic	Player	National Conference Rank		Value	National Leader	Conference Leader		Value
		Rank	Rank			Value	Value	
All Purpose (200 ranked)	Marlon Mack Rodney Adams D'Ernest Johnson	70 110 199	5 11 27	108.71 95.00 78.63	Christian McCaffrey, Stanford	244.25	Jahad Thomas, Temple	163.38
Blocked Kicks (3 ranked)					Rob Bain, Illinois Sharif Finch, Temple	3 3	Sharif Finch, Temple	3
Combined Kick Returns (199 ranked)	Rodney Adams D'Ernest Johnson Tajee Fullwood	40 123 166	3 12 16	428 214 156	William Likely, Maryland	1,013	Quay Johnson, East Carolina	575
Completion Percentage (117 ranked)	Quinton Flowers	61	7	0.605	Brandon Doughty, Western Ky.	0.718	Greg Ward, Jr., Houston	0.708
Completions Per Game (100 ranked)	Quinton Flowers	95	11	12.25	Luke Falk, Washington St.	39.63	Paxton Lynch, Memphis	25.00
Field Goal Percentage (110 ranked)	Emilio Nadelman	106	9	0.545	Trent Domingue, LSU	1.000	Bobby Puyol, UConn	0.923
Field Goals Per Game (134 ranked)	Emilio Nadelman	95	9	0.75	Michael Badgley, Miami (FL)	2.43	Andrew Gantz, Cincinnati	2.13
Forced Fumbles (44 ranked)	Jamie Byrd Tajee Fullwood Deatrick Nichols	44 44 44	3 3 3	0.25 0.25 0.25	Sean Davis, Maryland Myles Garrett, Texas A&M	0.63 0.63	Kevin McCoy, Navy	0.43
Fumbles Recovered (70 ranked)	Devin Abraham James Hamilton Khalid McGee Deatrick Nichols Auggie Sanchez Deadrin Senat	70 70 70 70 70 70	13 13 13 13 13 13	1 1 1 1 1 1	Kyler Fackrell, Utah St.	4	T.J. Mutcherson, UCF	3
Interceptions Per Game (102 ranked)	Jamie Byrd	102	9	0.3	Desmond King, Iowa Shawun Lurry, Northern Ill.	0.9 0.9	Tyler Matakevich, Temple	0.6
Kickoff Return TDs (6 ranked)	Rodney Adams	6	1	1	Evan Berry, Tennessee	3	Jahad Thomas, Temple Brandon Wilson, Houston Rodney Adams, South Fla.	1 1 1
Kickoff Returns (112 ranked)	Rodney Adams	7	1	30.6	Evan Berry, Tennessee	42.6	Rodney Adams, South Fla.	30.6
Passes Defended (34 ranked)					Shawun Lurry, Northern Ill. Boise Ross, Buffalo	2.3 2.3	William Jackson, III, Houston	2.1
Passing Efficiency (117 ranked)	Quinton Flowers	52	6	138.1	Seth Russell, Baylor	189.7	Paxton Lynch, Memphis	170.2
Passing TDs (132 ranked)	Quinton Flowers	64	7	10	Brandon Doughty, Western Ky.	30	Paxton Lynch, Memphis	18
Passing Yards (130 ranked)	Quinton Flowers	87	10	1,246	Patrick Mahomes, Texas Tech	3,331	Dane Evans, Tulsa	2,788
Passing Yards Per Game (130 ranked)	Quinton Flowers	95	11	155.8	Matt Johnson, Bowling Green	415.1	Dane Evans, Tulsa	348.5
Passing Yards per Completion (117 ranked)	Quinton Flowers	47	8	12.71	Justin Thomas, Georgia Tech	17.85	Hayden Moore, Cincinnati	15.26
Points Responsible For (197 ranked)	Quinton Flowers	30	4	10.21	Seth Russell, Baylor	210	Greg Ward, Jr., Houston	162
Points Responsible For Per Game (199 ranked)	Quinton Flowers	38	6	12.8	Seth Russell, Baylor	30.0	Greg Ward, Jr., Houston	20.3
Punt Return TDs (4 ranked)					Christian Kirk, Texas A&M Brisly Estime, Syracuse William Likely, Maryland	2 2 2	4 players tied	1
Punt Returns (65 ranked)	Tajee Fullwood	7	1	15.6	Christian Kirk, Texas A&M	22.7	Tajee Fullwood, South Fla.	15.6
Punting (102 ranked)	Mattias Ciabatti	21	2	44.1	Michael Carrizosa, San Jose St.	49.0	Caleb Houston, UCF	44.4
Receiving TDs (128 ranked)	Rodney Adams D'Ernest Johnson	43 72	2 8	5 4	Corey Coleman, Baylor	18	Courtland Sutton, SMU	9
Receiving Yards (200 ranked)					Josh Doctson, TCU	1,250	Keyarris Garrett, Tulsa	992
Receiving Yards Per Game (200 ranked)					Josh Doctson, TCU	156.3	Keyarris Garrett, Tulsa	124.0
Receptions Per Game (192 ranked)					Tajae Sharpe, Massachusetts	11.0	Keyarris Garrett, Tulsa	7.9
Rush Yards Per Carry (164 ranked)	Marlon Mack Quinton Flowers	26 78	1 9	6.19 5.16	Matt Breida, Ga. Southern	9.49	Marlon Mack, South Fla.	6.19
Rushing TDs (188 ranked)	Quinton Flowers Marlon Mack Darius Tice	43 137 137	6 19 19	7 4 4	Greg Ward, Jr., Houston	16	Greg Ward, Jr., Houston	16
Rushing Yards (200 ranked)	Marlon Mack Quinton Flowers	40 76	4 10	718 578	Leonard Fournette, LSU	1,352	Jahad Thomas, Temple	904
Rushing Yards Per Game (200 ranked)	Marlon Mack Quinton Flowers	31 78	3 10	102.6 72.3	Leonard Fournette, LSU	193.1	Jahad Thomas, Temple	113.0
Sacks (83 ranked)	Jamie Byrd	55	4	0.63	Carl Nassib, Penn St.	1.61	Steven Taylor, Houston	1.00
Scoring (199 ranked)	Emilio Nadelman Quinton Flowers	161 177	15 19	5.9 5.3	Corey Coleman, Baylor	15.4	Zack Langer, Tulsa Greg Ward, Jr., Houston	12.0 12.0
Solo Tackles (56 ranked)	Jamie Byrd Auggie Sanchez	36 56	3 8	5.3 5.0	Elandon Roberts, Houston	7.9	Elandon Roberts, Houston	7.9
Tackles For Loss (53 ranked)					Carl Nassib, Penn St.	2.1	Matt Linscott, Tulsa Steven Taylor, Houston	1.6 1.6
Total Interceptions (67 ranked)	Jamie Byrd	67	6	2	Desmond King, Iowa Shawun Lurry, Northern Ill.	7 7	Tyler Matakevich, Temple Jamar Summers, UConn	5 5

# RECORDS WATCH

## CAREER

### CAREER 100-YARD RUSHING GAMES

RANK	NAME	GAMES	YEAR
1.	Andre Hall	12	2004-05
2.	B.J. Daniels	8	2008-12
	<b>Marlon Mack</b>	<b>8</b>	<b>2014-present</b>
4.	Rafael Williams	7	1997-2000
5.	Dyral McMillan	5	1998-99

### CAREER RUSHING YARDAGE

RANK	NAME	YARDS	YEAR
1.	Andre Hall	2,731	2004-05
2.	Rafael Williams	2,253	1997-2000
3.	Matt Grothe	2,206	2006-09
4.	B.J. Daniels	2,068	2008-12
5.	Demetris Murray	1,787	2009-12
6.	<b>Marlon Mack</b>	<b>1,759</b>	<b>2014-Present</b>
7.	Moise Plancher	1,739	2006-10
8.	Clenton Crossley	1,644	2001-04
9.	Mike Ford	1,502	2007-09
10.	Dyral McMillan	1,246	1998-99

### CAREER RECEPTIONS (BY A TIGHT END)

RANK	NAME	RECEPTIONS	YEAR
1.	Sean Price	67 (760)	2012-Present
2.	Cedric Hill	60 (774)	2005-08
3.	Mike McFarland	53 (618)	2011-2014

### CAREER RECEIVING YARDS (BY A TIGHT END)

RANK	NAME	YARDS	YEAR
1.	Cedric Hill	774 (60)	2005-08
2.	Sean Price	760 (67)	2012-Present
3.	Mike McFarland	643 (55)	2011-2014

### CAREER PUNTING AVERAGE

RANK	NAME	AVERAGE	YEAR
1.	Mattias Ciabatti	42.8	2012-Present
2.	Devin Sanderson	40.9	2000-02

### CAREER PUNTING YARDAGE

RANK	NAME	YARDS	YEAR
1.	Brandon Baker	8,070	2002-05
2.	<b>Mattias Ciabatti</b>	<b>7,722</b>	<b>2012-present</b>
3.	Delbert Alvarado	7,014	2006-09
4.	Devin Sanderson	6,995	2000-02
5.	Justin Brockhaus-Kann	6,851	2009-12
6.	Tony Umholtz	6,384	1997-99

### CAREER PUNTS

RANK	NAME	YARDS	YEAR
1.	Brandon Baker	198	2002-05
2.	<b>Mattias Ciabatti</b>	<b>181</b>	<b>2012-present</b>
3.	Justin Brockhaus-Kann	180	2009-12
4.	Delbert Alvarado	174	2006-09
5.	Devin Sanderson	171	2000-02

### CAREER PUNTS INSIDE THE 20

RANK	NAME	NUMBER	YEAR
1.	Justin Brockhaus-Kahn	68	2009-12
	<b>Mattias Ciabatti</b>	<b>55</b>	<b>2012-present</b>

### CAREER FORCED FUMBLES

RANK	NAME	FF	DATE
1.	George Selvie	9	2006-0
2.	<b>Nigel Harris</b>	<b>7</b>	<b>2013-present</b>
3.	DeDe Lattimore	6	2010-13
	Terrence Boyd	6	2002-05
	Kevin Verpaele	6	2000-03



## SEASON

### RUSHING YARDS

RANK	NAME	YARDS	YEAR
1.	Andre Hall	1,374	2005
2.	Andre Hall	1,357	2004
3.	Marlon Mack	1,041	2014
4.	Dyral McMillan	1,017	1999
5.	Matt Grothe	872	2007
6.	Darrell Scott	814	2011
7.	Moise Plancher	793	2010
8.	B.J. Daniels	772	2009
9.	Marcus Shaw	763	2013
10.	Rafael Williams	729	1997
	<b>Marlon Mack</b>	<b>718</b>	<b>2015</b>
	<b>Quinton Flowers</b>	<b>578</b>	<b>2015</b>

### RUSHING TOUCHDOWNS

RANK	NAME	NUMBER	YEAR
1.	Andre Hall (Sr.)	13	2005
2.	Mike Ford (Fr.)	12	2007
3.	Andre Hall (Jr.)	11	2004
4.	Matt Grothe (So.)	10	2007
5.	Marlon Mack & Five	<b>9</b>	<b>2014</b>
	<b>Quinton Flowers</b>	<b>7</b>	<b>2015</b>
	<b>Darius Tice</b>	<b>4</b>	<b>2015</b>
	<b>Marlon Mack</b>	<b>4</b>	<b>2015</b>

### MOST 100-YARD RUSHING GAMES

RANK	NAME	NUMBER	YEAR
1.	Andre Hall	6	2005
	Andre Hall	6	2004
3.	<b>Marlon Mack</b>	<b>4</b>	<b>2015</b>
	Marlon Mack	4	2014
	B.J. Daniels	4	2009
	Dyral McMillan	4	1999
6.	Marcus Shaw	3	2013
	Matt Grothe	3	2007
	Rafael Williams	3	1997

### MOST RECEIVING TOUCHDOWNS

RANK	NAME	NUMBER	YEAR
1.	Andre Davis	7	2014
	Elgin Hicks	7	2003
2.	Andre Davis	6	2012
	Dontavia Bogan	6	2010
	Taurus Johnson	6	2008
	Scott McCready	6	2000
	RJ Anderson	6	1998
	<b>Rodney Adams</b>	<b>5</b>	<b>2015</b>
	<b>D'Ernest Johnson</b>	<b>4</b>	<b>2015</b>

### RUSHING YARDS BY A QUARTERBACK

RANK	NAME	Yards	Year
1.	Matt Grothe	872	2007
2.	B.J. Daniels	772	2009
	<b>Quinton Flowers</b>	<b>563</b>	<b>2015</b>

### TACKLES

RANK	NAME	Number	DATE
1.	Tyrone McKenzie	121	207
6.	Kawika Mitchell	106	2001
7.	Kion Wilson	105	2009
8.	Ben Moffitt	104	2007
9.	Stephen Nicholas	102	2006
	J.R. Reed	102	2003
	Anthony Williams	102	2001
12.	Javan Camon	101	2004
	<b>Auggie Sanchez</b>	<b>70</b>	<b>2015</b>
	<b>Jamie Byrd</b>	<b>63</b>	<b>2015</b>

### TACKLES FOR LOSS

RANK	NAME	Number	DATE
1.	George Selvie	31.5	2007
9.	Tyrone McKenzie	15	2008
	Stephen Nicholas	15	2006
	Ben Moffitt	15	2005
	<b>Jamie Byrd</b>	<b>9.0</b>	<b>2015</b>
	<b>Deatrick Nichols</b>	<b>8.0</b>	<b>2015</b>

### SACKS

RANK	NAME	Number	DATE
1.	George Selvie	14.5	2007
9.	Stephen Nicholas	7.5	2006
10.	DeDe Lattimore	7	2011
	Chris Robinson	7	2006
	Stephen Nicholas	7	2005
	<b>Jamie Byrd</b>	<b>5.0</b>	<b>2015</b>

### PUNTING AVERAGE

RANK	NAME	AVG	DATE
1.	Mattias Ciabatti	44.1	2014

## GAME

### RUSHING YARDS

RANK	NAME	ATTEMPTS	YARDS	OPPONENT
1.	Marlon Mack (Fr.)	24	275	vs. W. Carolina, 8/30/14
	Andre Hall (Jr.)	29	275	at UAB, 11/3/04
3.	Dyral McMillan (Sr.)	34	258	vs. New Haven, 11/6/99
7.	Quinton Flowers (So.)	23	201*	vs. SMU 10/24/15
10.	Marlon Mack (So.)	20	184	vs. Syracuse, 10/10/15

\*USF Quarterback rushing record

### RECEIVING YARDS (BY A TIGHT END)

RANK	NAME	YARDS	YEAR
1.	Elkanah Dillon	126 (4)	vs. FAMU, 9/5/15
2.	Trevor Hypolite	75 (7)	at Citadel, 9/13/97

### MOST RECEIVING TOUCHDOWNS

RANK	NAME	NUMBER	YEAR
1.	Rodney Adams	3	at UConn, 2015
	Andre Davis	3	at Tulsa, 2014
	Elgin Hicks	3	at ECU, 2003

## USF ATHLETIC COMMUNICATIONS

4202 E. Fowler Ave., ATH 100, Tampa, FL 33620  
OFFICE: 813-974-2125 FAX: 813-974-5328

**Brian Siegrist,**  
Associate AD for Communications

O: (813) 974-4086 | C: (813)-293-3897 |  
siegrist@usf.edu

**Steve Schoon,**  
Assistant Director of Communications

O: (813) 974-4087 | C: (620)-218-1693 |  
schoons@usf.edu

**Website** [www.GoUSFBulls.com](http://www.GoUSFBulls.com)



# USF MEDIA POLICIES

### WEEKLY PRESS CONFERENCE

USF hosts a weekly press conference every Tuesday during a regular game week. An offensive and defensive player will be available at 11 a.m. in the Hall of Fame Room. Coach Taggart will take the podium at 11:30 a.m.

### CREDENTIAL REQUESTS

USF has taken the football media credentialing system to the web. The online application process for football credentials can be found at [www.sportssystem.com/usf](http://www.sportssystem.com/usf). If you are requesting multiple credentials for a group, a form must be submitted for each person. A USF staff member will then send you a confirmation e-mail. Individual game credential requests must be made by Noon on Wednesday of each game week. These credentials will be available for pickup at USF, starting Thursday at Noon.

### INTERVIEW POLICIES

Under no circumstances should media members contact USF coaches or student-athletes without prior consent and approval from Associate Director of Athletics Brian Siegrist. The same policy applies to the family members of student-athletes. To request interviews outside of regularly-scheduled availabilities, please contact the USF Communications department at least 24 hours in advance.

### PLAYER INTERVIEWS

Players will be available three times per week during a normal game week. Those availabilities will occur before on Tuesday (press conference) and after practice Wednesday (10:00 a.m.) and Thursday (10:00 a.m.) as well as during requested one-on-one periods on Thursday. To request a specific player for feature interviews, please contact the USF Communications department at least 24 hours in advance.

### STAFF INTERVIEWS

Coach Taggart will be available three times per week during a normal game weeks. Taggart is available Monday (12:10 p.m. AAC Conference Call), Tuesday at his weekly press conference (11:30 a.m.) and Thursday after practice on the field. Coordinators will be available after practice on Wednesday at 10:00 a.m.

### POSTGAME POLICY

The USF locker room is closed at all times. Coach Taggart will address the media following his postgame with the team. USF will take interview requests for players at the beginning of the fourth quarter. On the road, USF will conduct interviews at the designated location by the host institution.

### AMERICAN ATHLETIC CONFERENCE TELECONFERENCE

The American Athletic Conference football coaches will hold a weekly teleconference for the media taking place each Monday during the season starting on Monday Aug. 26. Each coach will be available for approximately 10 minutes. Media representatives may contact the USF Communications office to obtain the number. The schedule of coaches is as follows (all times Eastern):

11:00 a.m.	Ken Niumatalolo, Navy	Noon	Tommy Tuberville, Cincinnati
11:10 a.m.	Chad Morris, SMU	<b>12:10 p.m.</b>	<b>Willie Taggart, USF</b>
11:20 a.m.	Bob Diaco, UConn	12:20 p.m.	Matt Rhule, Temple
11:30 a.m.	Ruffin McNeill, East Carolina	12:30 p.m.	Justin Fuente, Memphis
11:40 a.m.	Philip Montgomery, Tulsa	12:40 p.m.	George O'Leary, UCF
11:50 a.m.	Tom Herman, Houston	12:50 p.m.	Curtis Johnson, Tulane

### COLLEGEPRESSBOX.COM

CollegePressBox.com is a great resource for media covering the Bulls and the AAC. Not only does it have media guides from the entire conference, but it also houses logos, head shots, action shots and much more. For access to the site, email Ted Gangi at [webmasteratcollegepressbox.com](mailto:webmasteratcollegepressbox.com).

### OTHER WAYS TO FOLLOW THE BULLS

## ▼ WEEKLY USF FOOTBALL MEDIA SCHEDULE ▼

MON	TUES	WED	THURS	FRI	SAT	SUN
<b>AAC Teleconference:</b> Taggart (12:10pm)  <b>Taggart Radio Show:</b> 7-8 p.m. 820 AM	<b>Practice:</b> 8:30-11:00 Media Watch last 20  <b>News Conference</b> Players: 11 AM Coach Taggart: 11:30	<b>Practice:</b> 8:30-11:00 Media Watch last 20. Players/Coordinators after practice	<b>Practice:</b> 9:40-11:30 Media Watch last 20. Coach Taggart after practice  Player 1-on-1's by request	No availability	<b>GAME DAY</b>  Post game availability	No availability

## WIDE RECEIVERS/TIGHT ENDS

**#1 CHRIS BARR**

Receptions ..... 5, vs. Syracuse (10/10/15)  
 Receiving Yards ..... 41, vs. SMU (10/25/15)  
 Receiving TDs ..... -  
 Long Reception ..... 38, vs. SMU (10/25/15)

**#6 A.J. LEGREE**

Receptions ..... 3, vs. Vanderbilt (at Kentucky)  
 Receiving Yards ..... 47, vs. Vanderbilt (at Kentucky)  
 Long Reception ..... 15, vs. SMU (10/24/15)

**#8 WR TYRE MCCANTS**

Receptions ..... 1, 2X, last vs. Syracuse (10/10/15)  
 Receiving Yards ..... 56, vs. Syracuse (10/10/15)  
 Long ..... 56, vs. Syracuse (10/10/15)

**#11 TE MARLON POPE**

Receptions ..... 1, 2X, last at UConn (10/17/15)  
 Receiving Yards ..... 30, vs. UConn (10/17/15)  
 Long ..... 30, vs. UConn (10/17/15)

**#12 TE SEAN PRICE**

Receptions ..... 5, vs. Cincinnati (11/23/12)  
 Receiving Yards ..... 66, vs. Memphis (10/2/15)  
 Receiving TDs ..... 1, vs. Louisville (10/20/12)  
 Long Reception ..... 39, vs. Memphis (10/2/15)

**#81 WR RYSHENE BRONSON**

Receptions ..... 3, twice, last at Navy (10/31/15)  
 Receiving Yards ..... 81, vs. Syracuse (10/10/15)  
 Receiving TDs ..... 1, 2X, last vs. Syracuse (10/10/15)  
 Long Reception ..... 75, vs. NC State (9/13/14)

**#82 WR JORDAN REED**

Receptions ..... 1, vs. SMU (10/24/15)  
 Receiving Yards ..... 3, vs. SMU (10/24/15)  
 Long ..... 3, vs. SMU (10/24/15)

**#87 WR RODNEY ADAMS**

Receptions ..... 5, vs. UConn (10/17/15)  
 Receiving Yards ..... 118, vs. UConn (10/17/15)  
 Receiving TDs ..... 3, vs. UConn (10/17/15)  
 Long Reception ..... 67, at Cincinnati (10/24/14)  
 Rushes ..... 2, at Wisconsin (9/27/14)  
 Rushing Yards ..... 33, at Wisconsin (9/27/14)  
 Long Rush ..... 26, at Wisconsin (9/27/14)  
 Kick Return Yards ..... 75, at Tulsa (10/18/14)  
 Kick Return Long ..... 37, at Tulsa (10/18/14)

**#85 ELKANAH DILLON**

Receptions ..... 4, vs. FAMU (9/5/15)  
 Receiving Yards ..... 126, vs. FAMU (9/5/15)  
 Receiving TDs ..... 1, 2X, last vs. Memphis (10/2/15)  
 Long Reception ..... 62 (TD), vs. FAMU (9/5/15)

## QUARTERBACKS

**#2 QB STEVEN BENCH**

Completions ..... 14, vs. Maryland (9/6/14)  
 Attempts ..... 36, vs. Maryland (9/6/14)  
 Passing Yards ..... 189, vs. Miami (09/28/13)  
 Long Pass ..... 67, at Cincinnati (10/24/14)  
 Passing TDs ..... 2, at Cincinnati (10/24/14)  
 Rushes ..... 11, vs. FAU (09/14/13)  
 Rushing Yards ..... 29, vs. Miami (09/28/13)  
 Long Rush ..... 17, at vs. Maryland (9/19/15)  
 Rushing TDs ..... 1, vs. FAMU (9/5/15) & vs. Maryland (9/6/14)

**#9 QB QUINTON FLOWERS**

Completions ..... 17, vs. Memphis (10/2/15)  
 Attempts ..... 26, vs. Memphis (10/2/15)  
 Passing Yards ..... 259, vs. Syracuse (10/24/15)  
 Long Pass ..... 71 (TD), at FSU (9/12/15)  
 Passing TDs ..... 2, 4X, last at UConn (10/17/15)  
 Rushes ..... 24, at Maryland (9/19/15)  
 Rushing Yards ..... 201, vs. SMU (10/24/15)  
 Long Rush ..... 67, vs. SMU (10/24/15)  
 Rushing TDs ..... 1, 2X, last at Maryland (9/19/15)

## RUNNINGBACKS/FULLBACKS

**#5 RB MARLON MACK**

Rushes ..... 31, vs. UConn (9/19/14)  
 Rushing Yards ..... 275, vs. Western Carolina (08/30/14)  
 Long Rush ..... 75 (TD), at Memphis (11/22/14)  
 Rushing TDs ..... 4, vs. Western Carolina (08/30/14)  
 Receptions ..... 8, at Memphis (11/22/14)  
 Receiving Yards ..... 57 at Memphis (11/22/14)

**#31 RB DARIUS TICE**

Rushes ..... 12, vs. Memphis (10/2/15)  
 Rushing Yards ..... 77, vs. FAMU (9/5/15)  
 Long Rush ..... 44, vs. FAMU (9/5/15)  
 Receptions ..... 3, at Memphis (11/22/14)  
 Receiving Yards ..... 18, at Memphis (11/22/14)  
 Long Reception ..... 15, at Tulsa (10/18/14)

**#32 RB D'ERNEST JOHNSON**

Rushes ..... 10, vs. UConn (10/12/13)  
 Rushing Yards ..... 50, at UConn (10/17/15)  
 Long Rush ..... 10, vs. UConn (2014)  
 Receptions ..... 5, at FSU (9/12/15)  
 Receiving Yards ..... 89, at FSU (9/12/15)  
 Receiving TDs ..... 2, 2X, last at FSU (9/12/15)  
 Long Reception ..... 71 (TD), at FSU (9/12/15)  
 TD Pass ..... 1, at UConn (10/17/15)

## SPECIALISTS

**#49 P MATTIAS CIABATTI**

Punts ..... 10, at FSU (9/12/15)  
 Yards ..... 445, at FSU (9/12/15)  
 Avg ..... 49.0, at SMU (11/15/14)  
 Long ..... 68, 2X, last vs. at UConn (10/17/15)  
 I20 ..... 5, 2x, last at SMU (11/15/14)

**#35 EMILIO NADELMAN**

Field Goals ..... 1, 5 X  
 Long Field Goal ..... 40, vs. SMU (10/24/15)

**#13 TAJEE FULLWOOD (PUNT RETURNER)**

Long Punt Return ..... 45, at Florida State (9/12/15)  
 Punt Return Yards ..... 82, vs. SMU (10/24/15)  
 Yards per return (minimum 2) ..... 27.3, vs. SMU (10/24/15)

**#32 D'ERNEST JOHNSON (KICKOFF RETURNER)**

Long Kickoff Return ..... 34, at UConn (10/17/15)  
 Kickoff Return Yards ..... 83, at Navy (10/31/15)  
 Kickoff Return Average ..... 30.5, at UConn (10/17/15)  
 Long Punt Return ..... 25, at Navy (10/31/15)

**#87 WR RODNEY ADAMS (KICKOFF RETURNER)**

Kick Return Yards ..... 139, at Navy (10/31/15)  
 Long Kickoff Return ..... 97 (TD), at Navy (10/31/15)  
 Kickoff Return Average ..... 69.5 (2), at Navy (10/31/15)

## DEFENSIVE BACKS

## #2 DB JAMIE BYRD

Tackles ..... 14, twice, last vs. Houston (11/1/14)  
 TFL ..... 3.5, at UConn (10/17/15)  
 Sacks ..... 2.0, 2X at UConn (10/17/15) & vs. SMU (10/24/15)  
 INT ..... 1, 2X, last at Maryland (9/19/15)  
 Touchdown ..... 0  
 PBU ..... 2, at UConn (10/17/15)  
 FF ..... 2, vs. SMU (10/24/15)

## #3 DB DEATRICK NICHOLS

Tackles ..... 8, vs. SMU (10/17/15)  
 TFL ..... 2.5, vs. Syracuse (10/10/15)  
 Sacks ..... 1, vs. Syracuse (10/10/15)  
 INT ..... 1, at Maryland (9/19/15)  
 FF ..... 1, twice, last at Navy (10/31/15)  
 FR ..... 1, at Navy (10/31/15)

## #13 S TAJEE FULLWOOD

Tackles ..... 5, 2X at Florida St. (9/12/15), vs. Syracuse (10/10/15)  
 INT ..... 1, 2x, last vs. N.C. State (9/13/14)  
 TFL ..... 1, 3x, last vs. Syracuse (10/10/15)  
 PBU ..... 1, 3x, last at Tulsa (10/18/14)  
 FF ..... 1, 2X, last vs. SMU (10/24/15)

## #18 DB JAYMON THOMAS

Tackles ..... 2, vs. FAMU (9/5/15)  
 TFL ..... -  
 INT ..... -

## #19 DB RONNIE HOGGINS

Tackles ..... 5, vs. Memphis (10/2/15)  
 TFL ..... 1.5, vs. Memphis (10/2/15)  
 INT ..... 1, vs. FAMU (9/5/15)  
 PBU ..... 1, vs. Memphis (10/2/15)

## #20 DB DEVIN ABRAHAM

Tackles ..... 6, 3X, last at Navy (10/31/15)  
 TFL ..... 1, 2x, last at SMU (11/15/14)  
 INT ..... 1, at Maryland (9/19/15)  
 PBU ..... 1, at Maryland (9/19/15)  
 FF ..... 1, vs. Maryland (9/6/14)  
 FR ..... 1, vs. Syracuse (10/10/15)

## #21 DB KHALID MCGEE

Tackles ..... 3, vs. SMU (10/24/15)  
 TFL ..... 1.0, vs. SMU (10/24/15)  
 INT ..... -  
 FR ..... 1, vs. SMU (10/24/15)

## #23 DB MAZZI WILKINS

Tackles ..... 5, at Maryland (9/19/15)  
 TFL ..... -  
 INT ..... -  
 PBU ..... 1, at Maryland (9/19/15)

## #24 DB JOHNNY WARD

Tackles ..... 7, vs. East Carolina (10/11/14)  
 Sacks ..... 0  
 TFL ..... 1, 2x, last vs. UCF (11/29/13)  
 FR ..... 1, twice, last vs. Maryland (9/6/14)  
 FF ..... 1, at UCF (11/29/13)  
 INT ..... 1, 2x, last vs. East Carolina (10/11/14)  
 PBU ..... 1, 2X, last at FSU (9/12/15)

## #30 DB JALEN SPENCER

Tackles ..... 3, vs. FAMU (9/5/15)  
 TFL ..... -  
 INT ..... 1, vs. FAMU (9/5/15)

## #36 DB NATE GODWIN

Tackles ..... 14, at Wisconsin (9/27/14)  
 TFL ..... 1, 2x, last vs. UConn (9/19/14)  
 INT ..... 1, vs. UCF (11/29/13)  
 Touchdown ..... 1, vs. Cincinnati (10/05/13)  
 FR ..... 1, at Wisconsin (9/27/14)  
 PBU ..... 2, vs. UConn (10/12/13)

## #37 DB NATE FERGUSON

Tackles ..... 1, vs. FAMU (9/5/15)  
 TFL ..... -  
 INT ..... -

## DEFENSIVE LINEMEN

## #9 DT SHAWN HILL

Tackles ..... 4, vs. FAMU (9/5/15)  
 Sacks ..... 1, three times, vs. FAMU (9/5/15)  
 TFL ..... 3.0, vs. FAMU (9/5/15)  
 PBU ..... 2, vs. FAMU (9/5/15)  
 INT ..... 1, vs. SMU (10/24/15)  
 FR ..... 1, at UConn (10/17/15)

## #10 DT DEADRIN SENAT

Tackles ..... 9, at Maryland (9/19/15)  
 Sacks ..... -  
 TFL ..... 1.5, vs. Syracuse (10/10/15)  
 FR ..... 1, vs. Syracuse (10/10/15)

## #52 DE ZACK BULLOCK

Tackles ..... 4, 3X, last at Navy (10/31/15)  
 Sacks ..... 0.5, vs. Syracuse (10/10/15)  
 TFL ..... 1.0, 2X, last vs. Syracuse (10/10/15)

## #60 DT BRUCE HECTOR

Tackles ..... 6, vs. FAMU (9/5/15)  
 Sacks ..... 2.0, vs. FAMU (9/5/15)  
 TFL ..... 3.0, vs. FAMU (9/5/15)

## #90 DT JAMES HAMILTON

Tackles ..... 4, 3X, last vs. SMU (10/24/15)  
 TFL ..... 1, 4X, last vs. Syracuse (10/10/15)  
 Sacks ..... 1.0, at Florida State (9/12/15)  
 FR ..... 1, 2X, vs. SMU (10/24/15)

## #91 DT ERIC LEE

Tackles ..... 6, vs. Syracuse (10/27/12)  
 Sacks ..... 0.5, twice, last vs. Memphis (10/2/15)  
 TFL ..... 1.5, vs. FAMU (9/5/15)  
 FF ..... 1, vs. FAMU (9/5/15)

## #93 DT DANIEL AWOLEKE

Tackles ..... 3, 2X, last vs. Syracuse (10/10/15)  
 Sacks ..... 1, 2X, last at FSU (9/12/15)  
 TFL ..... 1.5, at FSU (9/12/15)

## #98 DE MIKE LOVE

Tackles ..... 2, 2X, last at FSU (9/12/15)  
 Sacks ..... 1, at FSU (9/12/15)  
 TFL ..... 1.0, at FSU (9/12/15)

## #99 KEVIN BRONSON

Tackles ..... 2, vs. SMU (10/24/15)  
 Sacks ..... 1.0, vs. SMU (10/24/15)  
 TFL ..... 1.0, vs. SMU (10/24/15)  
 FF ..... 1, at Florida State (9/12/15)

## LINEBACKERS

## #29 LB C.J. GARYE

Tackles ..... 5, vs. FAMU (9/5/15)  
 Sacks ..... -  
 TFL ..... -

## #43 LB AUGGIE SANCHEZ

Tackles ..... 14, at Navy (10/31/15)  
 Sacks ..... 0.5, vs. Syracuse (10/10/15)  
 TFL ..... 2.0, vs. FAMU (9/5/15)  
 FR ..... 2X, last vs. SMU (10/14/15)  
 TD ..... 1, vs. Maryland (9/6/14)  
 INT ..... 1, vs. Maryland (9/6/14)  
 PBU ..... 1, vs. East Carolina (10/11/14)

## #44 LB NICK HOLMAN

Tackles ..... 1, 3X, last vs. SMU (10/24/15)  
 TFL ..... -  
 Sacks ..... -

## #51 LB TASHON WHITEHURST

Tackles ..... 8, vs. UConn (11/03/12)  
 Sacks ..... 1.5, vs. Memphis (10/2/15)  
 TFL ..... 2, at Cincinnati (10/24/14)  
 FR ..... 1, vs. UConn (11/03/12)  
 PBU ..... 1, at Tulsa (10/18/14)

## #53 LB DANNY THOMAS

Tackles ..... 6, at FSU (9/12/15)  
 Sacks ..... -  
 TFL ..... -

## #57 LB NIGEL HARRIS

Tackles ..... 12, vs. FAU (09/14/13)  
 Sacks ..... 1, 2X, last at UConn (10/17/15)  
 TFL ..... 3, vs. UCF (11/28/14)  
 PBU ..... 1, vs. Cincinnati (10/05/13)  
 FF ..... 2, vs. Maryland (9/6/14)  
 FR ..... 1, 2x, last vs. UCF (11/28/14)

**SCORING BY QUARTERS**

	1	2	3	4	F
Florida A&M	0	0	3	0	3
USF	3	13	14	21	51

Attendance: 30,434 Time: 3:23

**1st Quarter**

**USF** - Nadelman 22-yd field goal, 2:00  
8 plays, 39 yards (2:59)  
USF 3 - FAMU 0

**2nd Quarter**

**USF** - Johnson 22-yd pass from Flowers (Ciabatti rush failed) 7:24  
12 plays, 62 yards (4:57)  
USF 10 - FAMU 0

**USF** - Johnson 45-yd pass from Flowers (Nadelman kick), 1:16  
4 plays, 88 yards (1:03)  
USF 16 - FAMU 0

**3rd Quarter**

**USF** - Flowers 29-yd run (Nadelman kick), 14:04  
3 plays, 66 yards (0:55)  
USF 23 - FAMU 0

**USF** - Dillon 62-yd pass from Bench (Nadelman kick), 8:51  
5 plays, 71 yards (2:37)  
USF 30 - FAMU 0

**FAMU** - Blanton 21-yd field goal, 4:29  
14 plays, 71 yards (4:22)  
USF 30 - FAMU 3

**4th Quarter**

**USF** - Mack 1-yd run (Nadelman kick), 11:47  
3 plays, 39 yards (0:33)  
USF 37 - FAMU 3

**USF** - Bench 15-yd run (Nadelman kick), 2:58  
4 plays, 63 yards (1:06)  
USF 44 - FAMU 3

**USF** - Tice 2-yd run (Nadelman kick), 0:29  
3 plays, 53 yards (1:05)  
USF 51 - FAMU 3

Team Statistics	FAMU	USF
FIRST DOWNS	11	27
NET YARDS RUSHING	34-12	46-275
NET YARDS PASSING	170	281
Completions-Attempts-Int	20-38-2	20-26-1
TOTAL OFFENSE YARDS	182	556
PUNTS-YARDS	10-395	5-237
Punt returns: Number-Yards-TD	3-19-0	4-27-0
Kickoff returns: Number-Yds-TD	6-133-0	1-33-0
Interceptions: Number-Yds-TD	1-0-0	2-2-0
Penalties: Number-Yards	10-61	11-97
Fumbles: Number-Lost	1-0	4-0
Sacks By: Number-Yards	1-3	4-24
Third-Down Conversions	5 of 19	4 of 12
Fourth-Down Conversions	0 of 2	1 of 2
Possession Time	31:47	28:13

# GAME 1: USF 51, FLORIDA A&M 3

RAYMOND JAMES STADIUM • TAMPA, FLA.

SEPT. 5, 2015 • 7 PM • ESPN3

USF 1-0 • FAMU 0-1

- USF improved to 14-5 in season openers and 18-1 in home openers.
- The Bulls' offense posted 556 yards, the seventh-most in program history, and scored the most points since 2011.
- USF scored just 56 seconds into the second half and went on to post 35 points after the break.
- QB Quinton Flowers completed 12 of 16 passes for 141 yards and two TDs. Flowers ran for 63 yards and a TD in his second start.
- TE Elkanah Dillon made four catches for 126 yards and a 62-yard TD in his collegiate debut. He was the first Bull not named Andre Davis to post 100 receiving yards since 2011.
- RB D'Ernest Johnson set new career highs with two touchdown catches and 67 receiving yards.
- RB Marlon Mack recorded his fifth-career 100-yard rushing game with 131 yards and one TD on 23 carries.
- RB Darius Tice set a new career high with 77 rushing yards.
- The Bulls' defense allowed just 12 rushing yards overall and one first down in the first half.
- In the new 4-2-5 scheme, USF forced six straight three-and-outs to start the game and eight total in the game.
- The Bulls didn't allow a first down until 4:30 remaining in the first half.
- USF held FAMU to 182 total yards of offense. The Bulls posted 15.0 tackles for loss, the most in a game since recording 16.0 vs. UCF on Oct. 13, 2007.
- DT Bruce Hector recorded the first two sacks of his career and finished with career highs of six tackles and 3.0 tackles for loss.
- DL Demetrius Hill tied for the team lead and set a career high with 3.0 tackles for loss.
- LB Auggie Sanchez led USF for the second time in his career with 10 tackles.
- PK Emilio Nadelman made his first-career field goal, a 22-yard attempt in the first quarter, to give USF a 3-0 lead.
- Ray Guy Award candidate Mattias Ciabatti averaged 47.4 yards on five punts.
- USF played seven true freshmen and 17 freshmen eligibility players. USF has played 25 true freshmen in the past three seasons, starting 15.
- Four Bulls made first-career starts: True freshman WR Chris Barr; senior RT Mak Djulbegovic; senior DT James Hamilton and graduate LB C.J. Garye.

## FLORIDA A&M

Rushing	Att	Yds	TD	Lg
Kenneth Coleman	6	23	0	9
Kareem Smith	1	4	0	4
Devondric Nealy	14	2	0	6
Gerald Hearn	9	-2	0	3
Carson Royal	4	-15	0	2
Totals	34	12	0	9

Passing	Att	Cmp	Yds	TD	Int	Lg
Kenneth Coleman	29	14	135	0	2	29
Carson Royal	9	6	35	0	0	16
Totals	38	20	170	0	2	29

Receiving	No	Yds	TD	Lg
Brandon Norwood	7	51	0	16
Devondric Nealy	4	56	0	29
Kareem Smith	4	5	0	4
Jairockei Jones	2	12	0	7
Montav Williams	1	27	0	27
Desmond Noird	1	16	0	16
Kenyan Foster	1	3	0	3
Totals	20	170	0	29

Punting	No	Yds	Avg	Lg
Colby Blanton	10	395	39.5	51
Totals	10	395	39.5	51

Punt Returns	No	Yds	Lg
Devondric Nealy	3	19	11
Totals	3	19	11

Kickoff Returns	No	Yds	Lg
Devondric Nealy	2	53	25
Jairockei Jones	2	41	32
Kenyan Foster	2	39	22
Totals	6	133	32

**Defensive Leaders**

**Unassisted Tackles:** 6 - Jules Dornevil  
**Assisted Tackles:** 6 - Akil Blount  
**Total Tackles:** 11 - Akil Blount  
**Sacks:** 0.5 - Elijah Price, Trevor Bone

## USF

Rushing	Att	Yds	TD	Lg
Marlon Mack	23	131	1	32
Darius Tice	8	77	1	44
Quinton Flowers	7	63	1	29
Steven Bench	4	20	1	15
D'Ernest Johnson	2	15	0	14
Totals	46	275	4	44

Passing	Att	Cmp	Yds	TD	Int	Lg
Quinton Flowers	16	12	141	2	1	45
Steven Bench	10	8	140	1	0	62
Totals	20	26	281	3	1	62

Receiving	No	Yds	TD	Lg
Elkanah Dillon	4	126	1	62
Sean Price	3	31	0	13
Chris Barr	3	14	0	12
D'Ernest Johnson	2	67	2	45
Ryshene Bronson	2	24	0	16
A.J. Legree	2	9	0	5
Marlon Mack	2	6	0	6
Darius Tice	1	3	0	3
Rodney Adams	1	1	0	1
Totals	20	281	3	62

Punting	No	Yds	Avg	Lg
Mattias Ciabatti	5	237	47.4	53
Totals	5	237	47.4	53

Punt Returns	No	Yds	Lg
Tajee Fullwood	3	21	19
Jordan Reed	1	6	6
Totals	4	27	19

Kickoff Returns	No	Yds	Lg
Rodney Adams	1	33	33
Totals	1	33	33

**Defensive Leaders**

**Unassisted Tackles:** 4 - Auggie Sanchez, Bruce Hector, C.J. Garye, Demetrius Hill  
**Assisted Tackles:** 6 - Auggie Sanchez  
**Total Tackles:** 10 - Auggie Sanchez  
**Sacks:** 2.0 - Bruce Hector

**SCORING BY QUARTERS**

	1	2	3	4	F
USF	0	7	0	7	14
FLORIDA STATE	7	0	17	10	34

Attendance: 72,811 Time: 3:38

**1st Quarter**

FSU - Cook 74-yd run (Aguayo kick), 4:45  
 2 plays, 74 yards (2:57)  
 FSU 7 - USF 0

**2nd Quarter**

USF - Johnson 1-yd pass from Flowers (Nadelman kick), 11:57  
 7 plays, 45 yards (2:57)  
 FSU 7 - USF 7

USF - Mack 62 yd run (Kloss kick)  
 1 play, 62 yards 0:10  
 USF 13 - Western Carolina 14

**3rd Quarter**

FSU - Cook 24-yd run (Aguayo kick), 13:08  
 4 plays, 39 yards (1:42)  
 FSU 14 - USF 7

FSU - Aguayo 30-yd field goal, 6:40  
 9 plays, 67 yards (3:27)  
 FSU 17 - USF 7

FSU - Jesus Wilson 23-yd pass from Golson (Aguayo kick), 0:38  
 9 plays, 90 yards (4:07)  
 FSU 24 - USF 7

**4th Quarter**

USF - Johnson 71-yd pass from Flowers (Nadelman kick), 14:50  
 2 plays, 75 yards (0:48)  
 FSU 24 - USF 14

FSU - Aguayo 38-yd field goal, 8:46  
 13 plays, 43 yards (6:04)  
 FSU 27 - USF 14

FSU - Cook 37-yd run (Aguayo kick), 1:55  
 11 plays, 88 yards (5:51)  
 FSU 34 - USF 14

**Team Statistics**

	USF	FSU
FIRST DOWNS	11	21
NET YARDS RUSHING	36-149	46-278
NET YARDS PASSING	125	163
Completions-Attempts-Int	12-24-1	14-26-0
TOTAL OFFENSE YARDS	274	441
PUNTS-YARDS	10-445	7-284
Punt returns: Number-Yards-TD	22-46-0	6-40-0
Kickoff returns: Number-Yds-TD	4-99-0	2-56-0
Interceptions: Number-Yds-TD	0-0-0	1-0-0
Penalties: Number-Yards	2-21	7-50
Fumbles: Number-Lost	0-0	1-0
Sacks By: Number-Yards	3-31	3-8
Third-Down Conversions	1 of 13	3 of 13
Fourth-Down Conversions	1 of 1	1 of 1
Possession Time	37:21	22:34

**GAME 2: NO. 11/8 FLORIDA STATE 34, USF 14**

DOAK CAMPBELL STADIUM • TALLAHASSEE, FLA.

SEPT. 12, 2015 • 11:30 AM • ESPN

USF 1-1 • FSU 2-0

- USF headed into halftime tied with FSU, 7-7, and didn't commit a penalty in the first two quarters.
- USF held FSU to 110 yards, 6 passing yards and three first downs in the first half.
- FSU improved to 2-1 all-time against the Bulls. USF defeated FSU, 17-7, in Tallahassee in 2009. FSU will make the trip to Tampa next season.
- The Seminoles seized the momentum with 17 unanswered points in the third quarter.
- The announced attendance of 72,811 was the 10th-largest crowd to watch USF on the road.
- Quinton Flowers threw two TD passes to D'Ernest Johnson. The second, a 71-yard strike, was a career long for both players.
- The 71-yard touchdown pass capped the Bulls' quickest drive of the season of two plays, 75 yards in 48 seconds.
- D'Ernest Johnson's four TD receptions are a season record by a USF running back. Three of those went for more than 20 yards, with plays of 22 and 45 yards against FAMU and one for 71 yards against FSU.
- D'Ernest Johnson's five receptions for 89 yards were career highs.
- FSU's Dalvin Cook rushed for a career-high 266 yards, the most ever allowed by USF. The previous record was set by Memphis' DeAngelo Williams, who rushed for 263 yards on Nov. 27, 2004.
- Mattias Ciabatti's 10 punts tied for the most ever in a game at USF. Ciabatti tied Justin Brockhaus-Kann, who kicked 10 at Miami in 2010.
- Tajee Fullwood's punt return of 46 yards was USF's longest since Chris Dunkley went 50 yards against SMU on Nov. 23, 2013.
- Mike Love's first-quarter sack was the first of his career. FSU lost 12 yards on the play.
- James Hamilton's third-quarter sack was the first sack of his career.
- Deadrin Senat finished with a career-high eight tackles.
- Tajee Fullwood finished with a career-high five tackles.
- Chris Barr's 24-yard reception in the second quarter was a career high. USF scored a touchdown three plays later.
- USF committed no penalties in the first half. It was the first time USF had no penalties in a half since Nov. 23, 2012 at Cincinnati. The Bulls had one penalty in that game.
- The last unranked team to defeat the Seminoles in Tallahassee was USF back in 2009.
- FSU posted its 16th consecutive home victory. FSU hasn't lost at home since Florida defeated the Seminoles, 37-26, on Nov. 24, 2012.

**USF**

Rushing	Att	Yds	TD	Lg
Marlon Mack	18	83	0	14
Quinton Flowers	14	38	0	23
Darius Tice	2	24	0	16
D'Ernest Johnson	2	4	0	4
Totals	36	149	0	23

Passing	Att	Cmp	Yds	TD	Int	Lg
Quinton Flowers	24	12	125	2	1	71
Totals	24	12	125	2	1	71

Receiving	No	Yds	TD	Lg
D'Ernest Johnson	5	89	2	71
Marlon Mack	5	9	0	9
Chris Barr	1	24	0	24
Darius Tice	1	3	0	3
Totals	12	125	2	71

Punting	No	Yds	Avg	Lg
Mattias Ciabatti	10	445	44.5	56
Totals	10	445	44.5	56

Punt Returns	No	Yds	Lg
Tajee Fullwood	2	46	46
Totals	2	46	46

Kickoff Returns	No	Yds	Lg
Rodney Adams	3	76	34
D'Ernest Johnson	1	23	23
Totals	4	99	34

**Defensive Leaders**

**Unassisted Tackles:** 6 - Nate Godwin  
**Assisted Tackles:** 3 - Nate Godwin, Deadrin Senat, Jamie Byrd, Tajee Fullwood  
**Total Tackles:** 9 - Nate Godwin  
**Sacks:** 1.0 - James Hamilton, Daniel Awoleke, Mike Love

**FLORIDA STATE**

Rushing	Att	Yds	TD	Lg
Dalvin Cook	30	266	3	74
Mario Pender	7	29	0	21
Team	1	-2	0	0
Everett Golson	8	-15	0	6
Totals	46	278	3	74

Passing	Att	Cmp	Yds	TD	Int	Lg
Everett Golson	26	14	163	1	0	23
Totals	26	14	163	1	0	23

Receiving	No	Yds	TD	Lg
Travis Rudolph	6	55	0	18
Jesus Wilson	3	54	1	23
Ja'Vonn Harrison	2	20	0	11
Kermit Whitfield	2	19	0	15
Freddie Stevenson	1	15	0	15
Totals	14	163	1	23

Punting	No	Yds	Avg	Lg
Cason Beatty	7	284	40.6	46
Totals	7	284	40.6	46

Punt Returns	No	Yds	Lg
Jesus Wilson	6	40	18
Totals	6	40	18

Kickoff Returns	No	Yds	Lg
Kermit Whitfield	1	56	56
Freddie Stevenson	1	0	0
Totals	2	56	56

**Defensive Leaders**

**Unassisted Tackles:** 6 - Jacob Pugh  
**Assisted Tackles:** 3 - Reggie Northrup, Derrick Nnadi  
**Total Tackles:** 7 - Jacob Pugh, Ro'Derrick Hoskins  
**Sacks:** 1.0 - Jacob Pugh, Giorgio Newberry, Derwin James

**SCORING BY QUARTERS**

	1	2	3	4	F
USF	7	3	7	0	17
Maryland	14	7	7	7	35

Attendance: 36,827 Time: 3:26

**1st Quarter**

USF - Adams 4-yd pass from Flowers (Nadelman kick), 12:40  
1 play, 4 yards (0:06)  
USF 7 - Maryland 0

Maryland - Goins 1-yd pass from Rowe (Craddock kick), 8:44  
8 plays, 59 yards (3:51)  
USF 7 - Maryland 7

Maryland - Jacobs 70-yd pass from Rowe (Craddock kick), 00:00  
3 plays, 71 yards (0:44)  
Maryland 14 - USF 7

**2nd Quarter**

USF - Nadelman 34-yd field goal, 00:59  
12 plays, 64 yards (4:12)  
Maryland 14 - USF 10

Maryland - Ross 4-yd run (Craddock kick), 00:10  
5 plays, 66 yards (00:42)  
Maryland 21 - USF 10

**3rd Quarter**

Maryland - Edwards 12-yd pass from Rowe (Craddock kick), 13:15  
5 plays, 37 yards (1:36)  
Maryland 28 - USF 10

USF - Flowers 7-yd run (Nadelman kick), 00:48  
17 plays, 69 yards (6:55)  
Maryland 28 - USF 17

**4th Quarter**

Maryland - Edwards 22-yd pass from Rowe (Craddock kick), 10:06  
3 plays, 17 yards  
Maryland 35 - USF 17

**Team Statistics**

	USF	Md.
FIRST DOWNS	18	18
NET YARDS RUSHING	50-240	34-114
NET YARDS PASSING	60	297
Completions-Attempts-Int	10-22-2	21-34-3
TOTAL OFFENSE YARDS	300	411
PUNTS-YARDS	5-237	4-138
Punt returns: Number-Yards-TD	0-0-0	2-22-0
Kickoff returns: Number-Yards-TD	5-131-0	3-90-0
Interceptions: Number-Yds-TD	3-67-0	2-33-0
Penalties: Number-Yards	10-105	12-120
Fumbles: Number-Lost	3-0	3-0
Sacks By: Number-Yards	0-0	6-27
Third-Down Conversions	7 of 18	8 of 15
Fourth-Down Conversions	1 of 3	1 of 1
Possession Time	30:28	29:32

# GAME 3: MARYLAND 35, USF 17

BYRD STADIUM • COLLEGE PARK, MD.

SEPT. 19, 2015 • NOON • ESPNU

MARYLAND 2-1 • USF 1-2

- USF jumped to an early 7-0 lead after Devin Abraham intercepted his first-career pass on the third play of the opening drive and returned it 42 yards to the Maryland 4.
- The Bulls failed to capitalize on some offensive scoring opportunities, including a dropped 70-yard TD pass in the second quarter, that would have tied the game at 14.
- The Bulls collected three interceptions, career firsts for three different players and the teams most since 2011.
- USF posted 240 yards rushing as part of its 300 yards of offense on the game. Quinton Flowers led the team with 85 yards and a touchdown on 24 carries.
- First downs and time of possession were nearly dead even in the game.
- USF was sacked six times.
- The Bulls were penalized 10 times for 105 yards on the day.
- Flowers threw a 4-yard touchdown pass to Rodney Adams with 12:40 remaining in the opening quarter.
- Maryland's Caleb Rowe completed 21 of 33 passes for 297 yards and four touchdowns as the Terps totaled 411 yards of offense.
- USF quarterbacks combined to complete 10 of 22 passes for 60 yards with two interceptions.
- Deatrick Nichols made his first-career interception in the second quarter and returned it 28 yards.
- Jamie Byrd intercepted his first pass of the season in the third quarter and returned it 13 yards.
- Following Byrd's return, Flowers led USF on a 17-play, 69-yard drive, finishing it off with a 7-yard touchdown run on fourth-and-goal with 48 seconds remaining in the third quarter. That play cut the Maryland lead to 28-17.
- Deadrin Senat finished with a career-high nine tackles a week after posting a previous career high of eight at FSU.
- Byrd tied for the team lead with nine tackles after making five solo stops.
- USF was going for its first Big Ten victory.

## USF

Rushing	Att	Yds	TD	Lg
Quinton Flowers	24	85	1	26
Marlon Mack	12	71	0	12
Darius Rice	6	42	0	12
D'Ernest Johnson	7	25	0	8
Steven Bench	1	17	0	17
Totals	50	240	1	26

Passing	Att	Cmp	Yds	TD	Int	Lg
Quinton Flowers	19	10	60	1	1	28
Steven Bench	3	0	0	0	1	0
Totals	22	10	60	1	2	28

Receiving	No	Yds	TD	Lg
Rodney Adams	4	8	1	8
D'Ernest Johnson	2	27	0	28
Ryeshene Bronson	1	17	0	17
Marlon Mack	1	7	0	7
Sean Price	1	5	0	5
Chris Barr	1	-4	0	0
Totals	10	60	1	28

Punting	No	Yds	Avg	Lg
Mattias Ciabatti	5	237	47.4	57
Totals	5	237	47.4	57

Punt Returns	No	Yds	Lg
Totals	0	0	0

Kickoff Returns	No	Yds	Lg
Rodney Adams	4	109	29
D'Ernest Johnson	1	22	22
Totals	5	131	29

**Defensive Leaders**

Unassisted Tackles: 7 - Deadrin Senat  
Assisted Tackles: 4 - Jamie Byrd  
Total Tackles: 9 - Deadrin Senat, Jamie Byrd  
Sacks: 0

## MARYLAND

Rushing	Att	Yds	TD	Lg
Brandon Ross	18	68	1	13
Ty Johnson	10	30	0	7
Caleb Rowe	5	13	0	9
Wes Brown	1	3	0	3
Totals	34	114	1	13

Passing	Att	Cmp	Yds	TD	Int	Lg
Caleb Rowe	33	21	297	4	3	70
Team	1	0	0	0	0	0
Totals	34	21	297	4	3	70

Receiving	No	Yds	TD	Lg
Levern Jacobs	8	107	0	49
D.J. Moore	3	47	0	28
Avery Edwards	3	36	2	22
Taiwon Jacobs	2	82	1	70
Amba Etta-Tawo	1	9	0	9
Shane Cockerille	1	7	0	7
Ty Johnson	1	7	0	7
Kenneth Goins	1	1	1	1
Brandon Ross	1	1	0	1
Totals	21	297	4	70

Punting	No	Yds	Avg	Lg
Brad Craddock	3	95	31.7	39
Nicolas Pritchard	1	43	43.0	43
Totals	4	138	34.5	43

Punt Returns	No	Yds	Lg
William Likely	2	22	11
Totals	2	22	11

Kickoff Returns	No	Yds	Lg
Ty Johnson	2	66	45
William Likely	1	24	24
Totals	3	90	45

**Defensive Leaders**

Unassisted Tackles: 6 - Jermaine Carter, Jefferson Ashiru  
Assisted Tackles: 5 - Jermaine Carter  
Total Tackles: 11 - Jermaine Carter  
Sacks: 2.0 - Roman Braglio

**SCORING BY QUARTERS**

	1	2	3	4	F
Memphis	0	7	10	7	24
USF	7	3	0	7	17

Attendance: 22,546 Time: 3:10

**1st Quarter**

**USF** -  
Darius Tic 1-yd run (Nadelman kick), 7:29  
12 plays, 95 yards (5:18)  
USF 7 - Memphis 0

**2nd Quarter**

**USF** - Emilio Nadelman 31-yd field goal, 14:56  
11 plays, 67 yards (4:19)  
USF 10 - Memphis 0

**Memphis** - Sam Craft 20-yd pass from Paxton Lynch (Elliott kick), 12:58  
5 plays, 50 yards (1:50)  
USF 10 - Memphis 7

**3rd Quarter**

**Memphis** - Jake Elliott 49-yd field goal, 9:37  
7 plays, 20 yards (2:57)  
USF 10 - Memphis 10

**Memphis** - Paxton Lynch 3-yd run (Elliott kick), 2:11  
13 plays, 92 yards (5:23)  
USF 10 - Memphis 17

**4th Quarter**

**Memphis** - D. Dorceus 55-yd pass from Paxton Lynch (Elliott kick), 10:39  
3 plays, 86 yards (0:51)  
USF 10 - Memphis 24

**USF** - Elkana Dillon 23-yd pass from Quinton Flowers (Nadelman kick), 1:49  
11 plays, 88 yards (3:46)  
USF 17 - Memphis 24

**Team Statistics**

	MEM	USF
FIRST DOWNS	20	19
NET YARDS RUSHING	39-120	43-178
NET YARDS PASSING	305	199
Completions-Attempts-Int	22-33-0	17-26-1
TOTAL OFFENSE YARDS	425	377
PUNTS-YARDS	8-311	7-323
Punt returns: Number-Yards-TD	4-31-0	0-0-0
Kickoff returns: Number-Yds-TD	2-84-0	2-39-0
Interceptions: Number-Yds-TD	1-0-0	0-0-0
Penalties: Number-Yards	7-75	6-40
Fumbles: Number-Lost	1-0	0-0
Sacks By: Number-Yards	0-0	2-20
Third-Down Conversions	8-18	2-13
Fourth-Down Conversions	0-0	1-2
Possession Time	30:32	29:28

# GAME 4: MEMPHIS 24, USF 17

RAYMOND JAMES STADIUM • TAMPA, FLA.

OCT. 2, 2015 • 7:00 • ESPN2

MEMPHIS 5-0 • USF 1-3

- USF completed a 95-yard drive (12 plays, 5:18) in the first quarter for a touchdown. It marked USF's longest drive since Sep 28, 2013 vs Miami. (96 yard drive)
- USF started eight drives within their own 15-yard line on the night. The average start position of USF drives on the night was its own 15-yard line.
- USF held Memphis well under its season average of offense. The Tigers posted 425 yards on the night after entering the game averaging 570 yards a game to rank 8th in the nation.
- USF held Memphis to 24 points, nearly half of their 53.8 points per game average entering the game, which ranked third in the nation.
- USF 377 yards on the night marked its most since posting 556 in the season opening win vs. FAMU.
- Senior TE Sean Price set the USF record for receptions by a tight end on the night. He caught two passes for 66 yards on the night and now has 61 career catches to pass the previous mark of 60 set by Cedric Hill (2005-08).
- Prices record breaking reception was also a career-long 39 yard catch.
- QB Quinton Flowers broke his career high with 199 passing yards. His previous high was 141 yards.
- RB Marlon Mack surpassed 100 yards on the ground for the sixth time in his career. He finished with 20 carries for 107 yards. The Bulls are 4-2 when Mack goes over the century mark.
- WR Chris Barr tied his career high with three receptions.
- Freshman TE Elkanah Dillon posted his second touchdown catch of the season on a 23 yard strike from Quinton Flowers in the fourth quarter. Dillon is second on the team with 149 receiving yards on the year and two TD.
- In his first career start, true freshman CB Ronnie Hoggins recorded a tackle for loss on the first play of the game and posted a career-best five tackles on the night to go with 1.5 tackles for loss and a pass breakup.
- LB Tashon Whitehurst tallied his first sack on the season, the fourth of his career. Whitehurst's game high 1.5 sacks was also a personal career high.
- LB Auggie Sanchez recorded his third career game with double digit tackles as he led the team with a career high 12, including eight solo tackles. Sanchez leads the team with 28 tackles on the year.

## USF

Rushing	Att	Yds	TD	Lg
Marlon Mack	20	107	0	29
Darius Tice	12	36	1	11
Quinton Flowers	2	23	0	11
D'Ernest Johnson	3	12	0	7
Totals	43	178	1	29

Passing	Att	Cmp	Yds	TD	Int	Lg
Quinton Flowers	17	26	199	1	1	39

Receiving	No	Yds	TD	Lg
D'Ernest Johnson	4	30	0	16
Rodney Adams	3	26	0	20
Chris Barr	3	14	0	5
Sean Price	2	66	0	39
Elkanah Dillon	2	30	1	23
Marlon Mack	1	17	0	17
Tyre McCants	1	4	0	4
Darius Tice	1	2	0	2
Totals	17	199	1	39

Punting	No	Yds	Avg	Lg
Mattias Ciabatti	7	323	46.1	57

Punt Returns	No	Yds	Lg
Totals	0	0	0

Kickoff Returns	No	Yds	Lg
Rodney Adams	2	39	29

**Defensive Leaders**

**Unassisted Tackles:** 8 - Auggie Sanchez & Jamie Byrd  
**Assisted Tackles:** 4 - Auggie Sanchez  
**Total Tackles:** 12 - Auggie Sanchez  
**Sacks:** 1.5 - Tashon Whitehurst

## MEMPHIS

Rushing	Att	Yds	TD	Lg
J. Oglesby	2	47	0	31
D. Dorceus	13	33	0	11
Jarvis Cooper	5	21	0	9
Sam Craft	8	12	0	5
Paxton Lynch	9	6	1	9
Anthony Miller	1	3	0	3
Totals	39	120	1	31

Passing	Att	Cmp	Yds	TD	Int	Lg
Paxton Lynch	20	33	205	2	0	55

Receiving	No	Yds	TD	Lg
Phil Mayhue	4	69	0	33
R. Proctor	3	42	0	28
Anthony Miller	3	36	0	18
Sam Craft	2	33	1	20
Mose Frazier	2	31	0	19
J. Oglesby	2	26	0	18
Alan Cross	2	6	0	6
D. Dorceus	1	55	1	55
Tevin Jones	1	7	0	7
Totals	20	305	2	55

Punting	No	Yds	Avg	Lg
Nick Jacobs	6	216	36.0	41
Spencer Smith	2	95	47.5	49
Totals	8	311	38.9	49

Punt Returns	No	Yds	Lg
R. Proctor	4	31	29

Kickoff Returns	No	Yds	Lg
J. Oglesby	2	84	48

**Defensive Leaders**

**Unassisted Tackles:** 9 - Wynton McManis  
**Assisted Tackles:** 2 - three players  
**Total Tackles:** 9 - Wynton McManis  
**Sacks:** 0  
**INT:** 1 - Reggie Ball

**SCORING BY QUARTERS**

	1	2	3	4	F
Syracuse	0	3	14	7	24
USF	0	10	21	14	45

Attendance: 27,235 Time: 3:30

**2nd Quarter**

**USF** - Tice 1-yd run (Nadelman kick), 14:16  
11 plays, 79 yards (4:44)  
USF 7 - Syracuse 0

**Syracuse** - Murphy 30-yd field goal, 3:45  
16 plays, 65 yards (10:31)  
USF 7 - Syracuse 3

**USF** - Nadelman 21-yd field goal, 0:00  
6 plays, 22 yards (1:32)  
USF 10 - Syracuse 3

**3rd Quarter**

**USF** - Mack 25-yd run (Nadelman kick), 13:04  
6 plays, 75 yards (1:56)  
USF 17 - Syracuse 3

**USF** - Bronson 42-yd pass from Flowers (Nadelman kick), 9:53  
3 plays, 75 yards (0:30)  
USF 24 - Syracuse 3

**Syracuse** - Fredericks 30-yd pass from Dungey (Murphy kick), 7:34  
4 plays, 72 yards (2:19)  
USF 24 - Syracuse 10

**Syracuse** - Dungey 7-yd run (Murphy kick), 5:41  
3 plays, 16 yards (1:11)  
USF 24 - Syracuse 17

**USF** - Mack 45-yd run (Nadelman kick), 4:53  
3 plays, 75 yards (0:48)  
USF 31 - Syracuse 17

**4th Quarter**

**Syracuse** - Ishmael 7-yd pass from Dungey (Murphy kick), 14:54  
12 plays, 75 yards (4:59)  
USF 31 - Syracuse 24

**USF** - Flowers 2-yd run (Nadelman kick), 9:40  
14 plays, 82 yards (5:14)  
USF 38 - Syracuse 24

**USF** - Adams 14-yd pass from Flowers (Nadelman kick), 7:30  
1 play, 14 yards (0:06)  
USF 45 - Syracuse 24

Team Statistics	Syracuse	USF
FIRST DOWNS	23	26
NET YARDS RUSHING	33-73	47-281
NET YARDS PASSING	232	259
Completions-Attempts-Int	21-34-1	15-22-0
TOTAL OFFENSE YARDS	305	540
PUNTS-YARDS	4-187	2-85
Punt returns: Number-Yards-TD	0-0-0	1-0-0
Kickoff returns: Number-Yds-TD	7-118-0	2-32-0
Interceptions: Number-Yds-TD	0-0-0	1-14-0
Penalties: Number-Yards	6-64	9-85
Fumbles: Number-Lost	3-2	1-1
Sacks By: Number-Yards	2-16	2-17
Third-Down Conversions	7 of 15	7 of 10
Fourth-Down Conversions	2 of 2	0 of 0
Possession Time	32:27	27:33

# GAME 5: USF 45, SYRACUSE 25

RAYMOND JAMES STADIUM • TAMPA, FLA.

OCT. 10, 2015 • 3:30 P.M. • CBS SPORTS NETWORK

USF 2-3 • SYRACUSE 3-2

- The Bulls scored their most points against an FBS opponent since a 54-24 win over UTEP in 2011.
- USF gained 540 yards on offense, the program's most against an FBS opponent since 2012 (552 yards vs Syracuse).
- Marlon Mack posted his seventh-career 100-yard rushing game with 184 yards and two touchdowns on 20 carries.
- Quinton Flowers completed 15 of 22 passes for a career-high 259 yards and two touchdowns. Flowers also rushed for 55 yards and his 2-yard touchdown run helped put USF ahead, 38-24, with 9:40 remaining in the game.
- USF had five scoring drives 75 yards or longer in the game. Prior to the game, the Bulls had four scoring drives 75 yards or longer in the season.
- The Bulls improved to 7-2 all-time against Syracuse and 2-2 against the Orange in Homecoming games.
- Syracuse quarterback Eric Dungey completed 21 of 34 passes for 232 yards and two scores.
- USF's Jamie Byrd intercepted a Dungey pass in Orange territory during the fourth quarter. One play later, Flowers threw a 14-yard touchdown pass to Rodney Adams to help give the Bulls a 45-24 lead with 7:30 remaining.
- Mack's big day helped USF rush for a season-high 281 yards. The Bulls headed into the game averaging 210 yards per outing.
- The "Bull Sharks" defense totaled 10.0 tackles for loss and got 2.5 tackles for loss from Deatrick Nichols. USF came into the game averaging a conference-best 7.8 tackles for loss per outing.
- The Bulls totaled a season-high three takeaways. In addition to Byrd's interception, Deadrin Senat recovered a fumble on defense and Devin Abraham recovered a fumble on special teams.

## SYRACUSE

Rushing	Att	Yds	TD	Lg
E. Dungey	17	31	1	12
E. Phillips	3	21	0	14
J. Fredericks	4	16	0	7
R. Dixon	1	9	0	9
G. Morris	5	7	0	7
B. Estime	1	0	0	0
B. Lewis	1	-4	0	0
J. Hill	1	-7	0	0
Totals	33	73	1	14

Passing	Att	Cmp	Yds	TD	Int	Lg
D. Dungey	34	21	232	2	1	30
Totals	34	21	232	2	1	30

Receiving	No	Yds	TD	Lg
E. Phillips	5	75	0	29
S. Ishmael	5	40	1	13
J. Parris	3	19	0	11
J. Fredericks	2	38	1	30
B. Lewis	2	23	0	18
B. Estime	2	18	0	10
D. Strickland	1	10	0	10
S. Avant	1	9	0	9
Totals	21	232	2	30

Punting	No	Yds	Avg	Lg
R. Dixon	4	187	46.8	52
Totals	5	187	46.8	52

Punt Returns	No	Yds	Lg
Totals	0	0	0

Kickoff Returns	No	Yds	Lg
B. Estime	4	65	21
D. Strickland	1	18	18
R. Williams	1	18	18
J. Fredericks	1	17	17
Totals	7	118	21

**Defensive Leaders**

**Unassisted Tackles:** 7 - A. Cordy  
**Assisted Tackles:** 1 - P. Bennett, C. Scissum, Z. Franklin, D. Simmons  
**Total Tackles:** 7 - A. Cordy  
**Sacks:** 1.0 - R. Thompson, C. Slayton

## USF

Rushing	Att	Yds	TD	Lg
Marlon Mack	20	184	2	45
Quinton Flowers	15	55	1	17
D'Ernest Johnson	5	25	0	11
Darius Tice	5	20	1	12
Rodney Adams	1	-1	0	0
TEAM	1	-2	0	0
Totals	47	281	4	45

Passing	Att	Cmp	Yds	TD	Int	Lg
Quinton Flowers	22	15	259	2	0	56
Totals	22	15	259	2	0	56

Receiving	No	Yds	TD	Lg
Chris Barr	5	37	0	11
Ryeshene Bronson	3	81	1	42
Rodney Adams	3	63	1	28
Sean Price	3	22	0	13
Tyre McCants	1	56	0	56
Totals	15	259	2	56

Punting	No	Yds	Avg	Lg
Mattias Ciabatti	2	85	42.5	45
Totals	2	85	42.5	45

Punt Returns	No	Yds	Lg
Tajee Fullwood	1	0	0
Totals	1	0	0

Kickoff Returns	No	Yds	Lg
Rodney Adams	2	32	19
Totals	2	32	19

**Defensive Leaders**

**Unassisted Tackles:** 5 - Auggie Sanchez, Deatrick Nichols, Tajee Fullwood  
**Assisted Tackles:** 4 - Auggie Sanchez  
**Total Tackles:** 9 - Auggie Sanchez  
**Sacks:** 1.0 - Deatrick Nichols

**SCORING BY QUARTERS**

	1	2	3	4	F
USF	0	7	14	7	28
UConn	0	3	10	7	20

Attendance: 31,719 Time: 3:14

**2nd Quarter**

**USF** - Adams 44-yd pass from Flowers (Nadelman kick), 11:08  
5 plays, 59 yards (2:06)  
USF 7 - UConn 0

**UConn** - Puyol 19-yd field goal, 7:50  
7 plays, 50 yards (3:18)  
USF 7 - UConn 3

**3rd Quarter**

**UConn** - Shirreffs 36-yd run (Puyol kick), 9:17  
1 play, 36 yards (0:10)  
UConn 10 - USF 7

**USF** - Adams 29-yd pass from Johnson (Nadelman kick), 7:59  
4 plays, 73 yards (1:18)  
USF 14 - UConn 10

**UConn** - Puyol 27-yd field goal, 1:59  
14 plays, 66 yards (6:00)  
USF 14 - UConn 13

**USF** - Flowers 15-yd run (Nadelman kick), 00:37  
3 plays, 75 yards (1:22)  
USF 21 - UConn 13

**4th Quarter**

**USF** - Adams 44-yd pass from Flowers (Nadelman kick), 4:23  
3 plays, 57 yards (1:01)  
USF 28 - UConn 13

**UConn** - Beals 27-yd pass from Shirreffs (Puyol kick), 2:12  
9 plays, 91 yards (2:11)  
USF 28 - UConn 20

Team Statistics	USF	UConn
FIRST DOWNS	17	26
NET YARDS RUSHING	44-275	38-163
NET YARDS PASSING	186	365
Completions-Attempts-Int	12-16-2	28-42-1
TOTAL OFFENSE YARDS	461	528
PUNTS-YARDS	4-175	4-131
Punt returns: Number-Yards-TD	0-0-0	1-6-0
Kickoff returns: Number-Yds-TD	2-61-0	4-89-0
Interceptions: Number-Yds-TD	1-0-0	2-15-0
Penalties: Number-Yards	3-30	4-39
Fumbles: Number-Lost	0-0	3-0
Sacks By: Number-Yards	5-29	1-1
Third-Down Conversions	4 of 12	7 of 17
Fourth-Down Conversions	0 of 1	1 of 3
Possession Time	25:09	34:51

# GAME 6: USF 28, UCONN 20

RENTSCHLER FIELD • EAST HARTFORD, CONN.

OCT. 17, 2015 • NOON • ESPNU

USF 3-3, 1-1 • UCONN 3-4, 1-2

- USF's win was its 100th as an FBS program. USF has won the past four meetings with UConn and leads, 8-5, in the all-time series.
- Rodney Adams tied the single-game program record with three touchdown receptions. Adams also set new career highs with five catches for 118 yards.
- Thanks to a second-half formation change, USF racked up 275 rushing yards. The Bulls rank 15th in the FBS with 233 rushing yards per game this season.
- Marlon Mack posted his eighth 100-yard rushing game with 113 yards on 13 carries.
- Mack is the first Bull to rush for 100 yards in three consecutive games since Andre Hall in 2005. Mack has four 100-plus yard rushing games this season.
- Quarterback Quinton Flowers rushed for 98 yards on 15 carries. Flowers' 15-yard TD run helped give the Bulls a 21-13 lead near the end of the third quarter.
- Running back D'Ernest Johnson's first-career pass went for a 29-yard touchdown to Rodney Adams to help give USF a 14-10 lead in the third quarter.
- Jamie Byrd finished with a career-high 3.5 tackles for loss and 2.0 sacks along with a game-high 12 tackles, two QB hurries and a pass breakup.
- Defensive tackle Kevin Bronson hauled in his first-career interception in the second quarter. Flowers then threw a 44-yard touchdown to Rodney Adams for the game's first score with 11:08 remaining in the half.
- USF's "Bull Sharks" defense totaled 9.0 tackles for loss. The Bulls are tied for 11th in the FBS with 8.2 tackles for loss per game this season.
- Linebacker Auggie Sanchez recorded his third double-digit tackle game of the season with 10 stops.
- USF posted its first American East Division victory and improved to 1-1 in conference play this season.
- The Bulls' offense increased its season touchdown pass total to 12. USF totaled 11 touchdown passes during the entire 2014 season.

## USF

Rushing	Att	Yds	TD	Lg
Marlon Mack	13	113	0	59
Quinton Flowers	15	98	1	33
D'Ernest Johnson	9	50	0	12
Darius Tice	4	23	0	14
Chris Barr	1	-3	0	0
TEAM	2	-6	0	0
Totals	44	275	1	59

Passing	Att	Cmp	Yds	TD	Int	Lg
Quinton Flowers	15	11	157	2	2	44
D'Ernest Johnson	1	1	29	1	0	29
Totals	16	12	186	3	2	44

Receiving	No	Yds	TD	Lg
Rodney Adams	5	118	3	44
Chris Barr	2	13	0	8
Marlon Mack	2	4	0	4
Marlon Pope	1	30	0	30
Ryeshene Bronson	1	27	0	27
D'Ernest Johnson	1	-6	0	0
Totals	12	186	3	44

Punting	No	Yds	Avg	Lg
Mattias Ciabatti	4	175	43.8	68
Totals	4	175	43.8	68

Punt Returns	No	Yds	Lg
Totals	0	0	0

Kickoff Returns	No	Yds	Lg
D'Ernest Johnson	2	61	34
Totals	2	61	34

**Defensive Leaders**

**Unassisted Tackles:** 7 - Jamie Byrd  
**Assisted Tackles:** 5 - Auggie Sanchez, Jamie Byrd  
**Total Tackles:** 12 - Jamie Byrd  
**Sacks:** 2.0 - Jamie Byrd

## UConn

Rushing	Att	Yds	TD	Lg
Bryant Sherriffs	19	100	1	36
Arkeel Newsome	13	58	0	34
Ron Johnson	6	5	0	6
Totals	38	163	1	36

Passing	Att	Cmp	Yds	TD	Int	Lg
Bryant Sherriffs	41	28	365	1	1	38
TEAM	1	0	0	0	0	0
Totals	42	28	365	1	1	38

Receiving	No	Yds	TD	Lg
Arkeel Newsome	8	74	0	24
Noel Thomas	7	94	0	33
Alec Bloom	5	97	0	38
Tommy Myers	3	33	0	16
Tyriq Beals	2	35	1	27
Hergy Mayala	2	10	0	6
Ron Johnson	1	22	0	22
Totals	28	365	1	38

Punting	No	Yds	Avg	Lg
Justin Wain	4	131	32.8	47
Totals	4	131	32.8	47

Punt Returns	No	Yds	Lg
Brian Lemelle	1	6	6
Totals	1	6	6

Kickoff Returns	No	Yds	Lg
Arkeel Newsome	3	89	45
Jazzmar Clax	1	0	0
Totals	4	89	45

**Defensive Leaders**

**Unassisted Tackles:** 6 - Graham Stewart, Jhav. Williams  
**Assisted Tackles:** 4 - Junior Joseph  
**Total Tackles:** 8 - Graham Stewart  
**Sacks:** 1.0 - Luke Carrezola

**SCORING BY QUARTERS**

	1	2	3	4	F
SMU	7	0	0	7	14
USF	3	14	7	14	38

Attendance: 24,338 Time: 3:30

**1st Quarter**

USF - Nadelman 40-yd field goal, 12:52  
4 plays, 1 yard (1:18)  
USF 3 - SMU 0

SMU - Jones 1-yd run (Hedlund kick), 00:00  
12 plays, 78 yards (4:58)  
USF 7 - UConn 3

**2nd Quarter**

USF - Tice 1-yd run (Nadelman kick), 13:49  
4 plays, 75 yards (1:11)  
USF 10 - SMU 7

USF - Flowers 8-yd run (Nadelman kick), 4:54  
6 plays, 55 yards (2:22)  
USF 17 - SMU 7

**3rd Quarter**

USF - Johnson 1-yd run (Nadelman kick), 11:54  
10 plays, 75 yards (3:06)  
USF 24 - SMU 7

**4th Quarter**

USF - Flowers 5-yd run (Nadelman kick), 11:55  
1 play, 5 yards (0:13)  
USF 31 - SMU 7

SMU - Sutton 37-yd pass from Colbert (Hedlund kick), 7:39  
7 plays, 75 yards (3:01)  
USF 31 - SMU 14

USF - Flowers 18-yd run (Nadelman kick), 6:19  
3 plays, 29 yards (1:20)  
USF 38 - SMU 14

Team Statistics	SMU	USF
FIRST DOWNS	19	15
NET YARDS RUSHING	43-132	44-255
NET YARDS PASSING	233	97
Completions-Attempts-Int	20-37-1	9-21-0
TOTAL OFFENSE YARDS	365	352
PUNTS-YARDS	8-332	6-251
Punt returns: Number-Yards-TD	2-0-0	3-82-0
Kickoff returns: Number-Yds-TD	7-144-0	1-17-0
Interceptions: Number-Yds-TD	0-0-0	1-0-0
Penalties: Number-Yards	5-55	4-40
Fumbles: Number-Lost	3-3	3-1
Sacks By: Number-Yards	2-9	3-33
Third-Down Conversions	9 of 20	5 of 15
Fourth-Down Conversions	0 of 0	1 of 2
Possession Time	34:48	25:12

# GAME 7: USF 38, SMU 14

RAYMOND JAMES STADIUM • TAMPA, FLA.

OCT. 25, 2015 • 4 P.M. • ESPNEWS

USF 4-3, 2-1 • SMU 1-6, 0-3

- USF won its third consecutive game for the first time since 2011. The Bulls moved up to second place in The American East Division.
- USF posted its fourth win of the season, equaling the program's 2014 total.
- USF had four scoring drives of 2 minutes or less and now has 19 drives on the year in 2 minutes or less.
- USF tied the program record for most points scored against an American Athletic Conference opponent.
- Quinton Flowers set the USF single-game rushing record for a quarterback with 201 yards on 23 carries. Flowers' performance was good for seventh on USF's all-time single-game rushing list.
- Flowers' 201 rushing yards are the most by a quarterback in The American and the most by an FBS QB this season.
- Flowers tied the program's single-game record for rushing touchdowns by a quarterback with three.
- With 563 rushing yards, Flowers is on pace to break the program's single-season rushing record by a quarterback (Matt Grothe, 872 yards, 2007).
- The four turnovers forced by USF is a new season high.
- Jamie Byrd posted a career-high 2.0 sacks and 3.0 tackles for loss. The senior registered a game-high 10 tackles and two forced fumbles.
- Cornerback Deatrick Nichols collected 2.0 tackles for loss and leads the team with 7.0 tackles for loss.
- Defensive end Shawn Hill recorded his first-career interception in the second quarter.
- Safety Tajee Fullwood forced his second fumble of the season and also returned three punts for 82 yards. His 45-yard punt return in the fourth quarter was the second-longest of his career.

## SMU

Rushing	Att	Yds	TD	Lg
Xavier Jones	14	51	1	15
D. Colbert	8	39	0	11
Braeden West	5	23	0	7
Matt Davis	15	17	0	28
Darius Durall	1	2	0	2
Totals	43	132	1	28

Passing	Att	Cmp	Yds	TD	Int	Lg
Matt Davis	24	9	113	0	1	34
D. Colbert	13	11	120	1	0	37
Totals	37	20	233	1	1	37

Receiving	No	Yds	TD	Lg
C. Sutton	3	56	1	37
J. Gaines	3	43	0	29
Ryheem Malone	3	41	0	34
Darius Durall	3	14	0	7
Kevin Thomas	2	42	0	28
Xavier Jones	2	15	0	12
Derek Longoria	2	11	0	6
X. Castille	1	9	0	9
Braeden West	1	2	0	2
Totals	20	233	1	37

Punting	No	Yds	Avg	Lg
Jackson Koonce	8	332	41.5	54
Totals	8	332	41.5	54

Punt Returns	No	Yds	Lg
Braeden West	1	0	0
Darius Joseph	1	0	0
Totals	2	0	0

Kickoff Returns	No	Yds	Lg
Braeden West	4	83	26
Deion Sanders Jr.	3	61	28
Totals	7	144	28

**Defensive Leaders**

Unassisted Tackles: 6 - A. McCleneghen  
Assisted Tackles: 2 - Jonathan Yenga, Robert Seals  
Total Tackles: 7 - A. McCleneghen  
Sacks: 1.0 - A. McCleneghen, Zach Wood

## USF

Rushing	Att	Yds	TD	Lg
Quinton Flowers	23	201	3	67
Darius Tice	9	47	1	27
D'Ernest Johnson	9	28	1	10
Jordan Reed	1	4	0	4
TEAM	1	-1	0	0
Evan Wilson	1	-24	0	0
Totals	44	255	5	67

Passing	Att	Cmp	Yds	TD	Int	Lg
Quinton Flowers	20	9	97	0	0	38
Steven Bench	1	0	0	0	0	0
Totals	21	9	97	0	0	38

Receiving	No	Yds	TD	Lg
Chris Barr	3	41	0	38
Rodney Adams	1	21	0	21
A.J. Legree	1	15	0	15
Sean Price	1	10	0	10
D'Ernest Johnson	1	8	0	8
Jordan Reed	1	3	0	3
Ryeshene Bronson	1	-1	0	0
Totals	9	97	0	38

Punting	No	Yds	Avg	Lg
Mattias Ciabatti	6	251	41.8	49
Totals	6	251	41.8	49

Punt Returns	No	Yds	Lg
Tajee Fullwood	3	82	45
Totals	3	82	45

Kickoff Returns	No	Yds	Lg
Iye Turner	1	17	17
Totals	1	17	17

**Defensive Leaders**

Unassisted Tackles: 7 - Jamie Byrd, Deatrick Nichols  
Assisted Tackles: 3 - Jamie Byrd, Auggie Sanchez  
Total Tackles: 10 - Jamie Byrd  
Sacks: 2.0 - Jamie Byrd

**SCORING BY QUARTERS**

	1	2	3	4	F
USF	10	0	7	0	17
Navy	3	10	3	13	29

Attendance: 26,766 Time: 3:06

**1st Quarter**

USF - Adams 97-yd kickoff return (Nadelman kick), 14:45  
USF 7 - Navy 0

Navy - Grebe 30-yd field goal, 10:08  
9 plays, 59 yards (4:37)  
USF 7 - Navy 3

USF - Nadelman 25-yd field goal, 2:30  
15 plays, 68 yards (7:38)  
USF 10 - Navy 3

**2nd Quarter**

Navy - Swain 24-yd run (Grebe kick), 14:17  
8 plays, 76 yards (3:13)  
USF 10 - Navy 10

Navy - Grebe 26-yd field goal, 00:33  
12 plays, 42 yards (3:36)  
Navy 13 - USF 10

**3rd Quarter**

USF - Mack 2-yd run (Nadelman kick), 12:53  
2 plays, 36 yards (0:20)  
USF 17 - Navy 13

Navy - Grebe 28-yd field goal, 1:53  
14 plays, 64 yards (7:33)  
USF 17 - Navy 16

**4th Quarter**

Navy - Reynolds 1-yd run (Reynolds pass failed), 6:58  
10 plays, 80 yards (5:47)  
Navy 22 - USF 17

Navy - Reynolds 1-yd run (Grebe kick), 1:49  
10 plays, 42 yards (5:09)  
Navy 29 - USF 17

Team Statistics	USF	Navy
FIRST DOWNS	9	22
NET YARDS RUSHING	24-62	69-428
NET YARDS PASSING	208	16
Completions-Attempts-Int	12-20-0	3-9-0
TOTAL OFFENSE YARDS	270	444
PUNTS-YARDS	3-101	3-114
Punt returns: Number-Yards-TD	2-32-0	0-0-0
Kickoff returns: Number-Yds-TD	6-222-1	3-49-0
Interceptions: Number-Yds-TD	0-0-0	0-0-0
Penalties: Number-Yards	6-54	2-20
Fumbles: Number-Lost	2-1	1-1
Sacks By: Number-Yards	1-8	0-0
Third-Down Conversions	3 of 11	9 of 17
Fourth-Down Conversions	0 of 1	2 of 2
Possession Time	20:47	39:13

# GAME 8: NAVY 29, USF 17

NAVY-MARINE CORPS MEMORIAL STADIUM • ANNAPOLIS, MD.

OCT. 31, 2015 • NOON • CBS SPORTS NETWORK

NAVY 6-1, 4-0 • USF 4-4, 2-2

- Navy scored 13 unanswered points in the fourth quarter and snapped USF's three-game winning streak in the teams' first meeting.
- Navy possessed the ball for 23 minutes in the second half to USF's just seven.
- Navy's 442 rushing yards and 69 carries both marked records for opponents vs. USF.
- The Bulls were held to a season low 42 yards rushing and 2.6 yards per carry.
- Rodney Adams opened the game with a 97-yard kickoff return for a touchdown. It marked USF's first kickoff return for a touchdown since Lindsey Lamar went 100 yards for a touchdown at Louisville on Nov. 13, 2010.
- Adams' 97-yard kickoff return was the third-longest in program history, behind Lamar's return and Mike Jenkins' 100-yard return at Cincinnati in 2007.
- Adams had a career-high 139 return yards for a 69.5 yard per return average on two kickoff returns.
- Adams posted a career-high 225 all-purpose yards, adding three catches for 86 yards.
- Marlon Mack moved into sixth place on USF's all-time rushing list with 1,760 yards.
- Quinton Flowers recorded his second 200-yard passing game of his career, completing 12 of 20 passes for 208 yards.
- Navy quarterback Keenan Reynolds rushed for 117 yards and two touchdowns. Reynolds now has 77 rushing touchdowns, tying Montee Ball for the most in NCAA history.
- USF forced Navy's fifth turnover of the season with Deatrick Nichols' forced fumble and recovery in the third quarter. Navy headed into the game ranked third nationally in fewest turnovers lost. It was Nichols' first-career forced fumble and first-career fumble recovery.
- Auggie Sanchez recorded a career-high 14 tackles to lead USF. Sanchez has posted four double-digit tackle games this season.
- Jamie Byrd logged 10 tackles and a sack, recording a sack for the third-straight game.
- Nate Godwin logged a season-high 10 tackles.

## USF

Rushing	Att	Yds	TD	Lg
Marlon Mack	10	29	1	12
D'Ernest Johnson	6	16	0	8
Quinton Flowers	6	15	0	8
Darius Tice	2	2	0	2
Totals	24	62	1	12

Passing	Att	Cmp	Yds	TD	Int	Lg
Quinton Flowers	20	12	208	0	0	43
Totals	20	12	208	0	0	43

Receiving	No	Yds	TD	Lg
Rodney Adams	3	86	0	43
Ryeshane Bronson	3	32	0	25
Sean Price	2	37	0	25
D'Ernest Johnson	2	15	0	9
Chris Barr	1	34	0	34
Elkanah Dillon	1	4	0	4
Totals	12	208	0	43

Punting	No	Yds	Avg	Lg
Mattias Ciabatti	3	101	33.7	46
Totals	3	101	33.7	46

Punt Returns	No	Yds	Lg
D'Ernest Johnson	1	25	25
Tajee Fullwood	1	7	7
Totals	2	32	25

Kickoff Returns	No	Yds	Lg
D'Ernest Johnson	4	83	23
Rodney Adams	2	139	97
Totals	6	222	97

**Defensive Leaders**

Unassisted Tackles: 9 - Auggie Sanchez  
Assisted Tackles: 5 - Auggie Sanchez  
Total Tackles: 14 - Auggie Sanchez  
Sacks: 1.0 - Jamie Byrd

## NAVY

Rushing	Att	Yds	TD	Lg
Chris Swain	23	131	1	24
Keenan Reynolds	26	117	2	19
Dishan Romine	6	115	0	55
Calvin Cass Jr.	2	22	0	17
Quentin Ezell	3	19	0	19
Demond Brown	4	16	0	9
DeBrandon Sanders	1	6	0	6
Tago Smith	2	5	0	5
Totals	69	442	3	55

Passing	Att	Cmp	Yds	TD	Int	Lg
Keenan Reynolds	9	3	16	0	0	7
Totals	9	3	16	0	0	7

Receiving	No	Yds	TD	Lg
Jamir Tillman	3	17	0	7
Totals	3	17	0	7

Punting	No	Yds	Avg	Lg
Alex Barta	3	114	38.0	50
Totals	3	114	38.0	50

Punt Returns	No	Yds	Lg
Totals	0	0	0

Kickoff Returns	No	Yds	Lg
Dishan Romine	3	49	18
Totals	3	49	18

**Defensive Leaders**

Unassisted Tackles: 3 - Quincy Adams, Brendon Clements, Ryan Harris, Micah Thomas, Lorentez Barbour, Amos Mason, Daiqua Thomasson  
Assisted Tackles: 2 - Will Anthony  
Total Tackles: 4 - Will Anthony  
Sacks: 0.0

2015 USF Football  
USF Overall Team Statistics (as of Nov 02, 2015)  
All games

Team Statistics	USF	OPP
SCORING	227	183
Points Per Game	28.4	22.9
FIRST DOWNS	142	160
Rushing	77	68
Passing	51	78
Penalty	14	14
RUSHING YARDAGE	1711	1320
Yards gained rushing	1887	1585
Yards lost rushing	176	265
Rushing Attempts	333	337
Average Per Rush	5.1	3.9
Average Per Game	213.9	165.0
TDs Rushing	17	11
PASSING YARDAGE	1419	1781
Comp-Att-Int	108-178-7	147-252-8
Average Per Pass	8.0	7.1
Average Per Catch	13.1	12.1
Average Per Game	177.4	222.6
TDs Passing	12	11
TOTAL OFFENSE	3130	3101
Total Plays	511	589
Average Per Play	6.1	5.3
Average Per Game	391.2	387.6
KICK RETURNS: #-Yards	23-634	34-763
PUNT RETURNS: #-Yards	12-187	19-118
INT RETURNS: #-Yards	8-79	7-48
KICK RETURN AVERAGE	27.6	22.4
PUNT RETURN AVERAGE	15.6	6.2
INT RETURN AVERAGE	9.9	6.9
FUMBLES-LOST	13-3	18-6
PENALTIES-Yards	51-472	54-486
Average Per Game	59.0	60.8
PUNTS-Yards	42-1854	48-1892
Average Per Punt	44.1	39.4
Net punt average	39.4	34.7
KICKOFFS-Yards	43-2465	37-2356
Average Per Kick	57.3	63.7
Net kick average	35.5	37.1
TIME OF POSSESSION/Game	26:41	33:19
3RD-DOWN Conversions	33/104	56/134
3rd-Down Pct	32%	42%
4TH-DOWN Conversions	5/12	7/11
4th-Down Pct	42%	64%
SACKS BY-Yards	21-167	15-64
MISC YARDS	0	0
TOUCHDOWNS SCORED	30	22
FIELD GOALS-ATTEMPTS	6-11	10-13
ON-SIDE KICKS	0-0	1-3
RED-ZONE SCORES	(24-28) 86%	(19-23) 83%
RED-ZONE TOUCHDOWNS	(18-28) 64%	(10-23) 43%
PAT-ATTEMPTS	(29-29) 100%	(21-21) 100%
ATTENDANCE	104553	168123
Games/Avg Per Game	4/26138	4/42031
Neutral Site Games		0/0

Score by Quarters	1st	2nd	3rd	4th	OT	Total
USF	30	57	70	70	0	227
Opponents	31	30	64	58	0	183

2015 USF Football  
USF Overall Individual Statistics (as of Nov 02, 2015)  
All games

Rushing	gp	att	gain	loss	net	avg	td	lg	avg/g
MACK, Marlon	7	116	737	19	718	6.2	4	59	102.6
FLOWERS, Quinto	8	112	654	76	578	5.2	7	67	72.2
TICE, Darius	8	48	276	5	271	5.6	4	44	33.9
JOHNSON, D'Erne	8	43	180	5	175	4.1	1	14	21.9
BENCH, Steven	4	5	40	3	37	7.4	1	15	9.2
ADAMS, Rodney	8	1	0	1	-1	-1.0	0	0	-0.1
BARR, Chris	8	1	0	3	-3	-3.0	0	0	-0.4
WILSON, Evan	3	1	0	24	-24	-24.0	0	0	-8.0
TEAM	4	6	0	40	-40	-6.7	0	0	-10.0
Total	8	333	1887	176	1711	5.1	17	67	213.9
Opponents	8	337	1585	265	1320	3.9	11	74	165.0

Passing	gp	effic	comp-att-int	pct	yds	td	lg	avg/g
FLOWERS, Quinto	8	138.06	98-162-6	60.5	1246	10	71	155.8
BENCH, Steven	4	149.31	9-15-1	60.0	144	1	62	36.0
JOHNSON, D'Erne	8	673.60	1-1-0	100.0	29	1	29	3.6
Total	8	142.02	108-178-7	60.7	1419	12	71	177.4
Opponents	8	125.76	147-252-8	58.3	1781	11	70	222.6

Receiving	gp	no.	yds	avg	td	lg	avg/g
ADAMS, Rodney	8	20	333	16.6	5	44	41.6
BARR, Chris	8	19	173	9.1	0	38	21.6
JOHNSON, D'Erne	8	18	240	13.3	4	71	30.0
BRONSON, Ryshen	8	11	180	16.4	1	42	22.5
PRICE, Sean	8	11	161	14.6	0	39	20.1
MACK, Marlon	7	11	43	3.9	0	17	6.1
DILLON, Elkanah	6	7	160	22.9	2	62	26.7
LEGREE, A.J.	5	3	24	8.0	0	15	4.8
TICE, Darius	8	3	8	2.7	0	3	1.0
MCCANTS, Tyre	8	2	60	30.0	0	56	7.5
REED, Jordan	4	2	7	3.5	0	4	1.8
POPE, Marlon	8	1	30	30.0	0	30	3.8
Total	8	108	1419	13.1	12	71	177.4
Opponents	8	147	1781	12.1	11	70	222.6

Punt Returns	no.	yds	avg	td	lg
FULLWODD, Tajee	10	156	15.6	0	46
JOHNSON, D'Erne	1	25	25.0	0	25
REED, Jordan	1	6	6.0	0	6
Total	12	187	15.6	0	46
Opponents	19	118	6.2	0	29

Interceptions	no.	yds	avg	td	lg
BYRD, Jamie	2	27	13.5	0	14
SPENCER, Jalen	1	-2	-2.0	0	0
HOGGINS, Ronnie	1	0	0.0	0	0
ABRAHAM, Devin	1	42	42.0	0	42
HILL, Demetrius	1	0	0.0	0	0
NICHOLS, Deatri	1	12	12.0	0	12
BRONSON, Kevin	1	0	0.0	0	0
Total	8	79	9.9	0	42
Opponents	7	48	6.9	0	33

Kick Returns	no.	yds	avg	td	lg
ADAMS, Rodney	14	428	30.6	1	97
JOHNSON, D'Erne	8	189	23.6	0	34
TURNER, Tye	1	17	17.0	0	17
Total	23	634	27.6	1	97
Opponents	34	763	22.4	0	56

Fumble Returns	no.	yds	avg	td	lg
MCGEE, Khalid	1	1	1.0	0	1
Total	1	1	1.0	0	1
Opponents	0	0	0.0	0	0

2015 USF Football  
 USF Overall Individual Statistics (as of Nov 02, 2015)  
 All games

Scoring	td	fg	PAT				dpx	saf	pts
			kick	rush	rcv	pass			
NADELMAN, Emili	-	6-11	29-29	-	-	-	-	-	47
FLOWERS, Quinto	7	-	-	-	-	-	-	-	42
ADAMS, Rodney	6	-	-	-	-	-	-	-	36
JOHNSON, D'Erne	5	-	-	-	-	-	-	-	30
MACK, Marlon	4	-	-	-	-	-	-	-	24
TICE, Darius	4	-	-	-	-	-	-	-	24
DILLON, Elkanah	2	-	-	-	-	-	-	-	12
BRONSON, Ryshen	1	-	-	-	-	-	-	-	6
BENCH, Steven	1	-	-	-	-	-	-	-	6
CIABATTI, Matti	-	-	-	0-1	-	-	-	-	0
<b>Total</b>	<b>30</b>	<b>6-11</b>	<b>29-29</b>	<b>0-1</b>	<b>-</b>	<b>-</b>	<b>-</b>	<b>-</b>	<b>227</b>
<b>Opponents</b>	<b>22</b>	<b>10-13</b>	<b>21-21</b>	<b>-</b>	<b>-</b>	<b>0-1</b>	<b>-</b>	<b>-</b>	<b>183</b>

Total Offense	g	plays	rush	pass	total	avg/g
FLOWERS, Quinto	8	274	578	1246	1824	228.0
MACK, Marlon	7	116	718	0	718	102.6
TICE, Darius	8	48	271	0	271	33.9
JOHNSON, D'Erne	8	44	175	29	204	25.5
BENCH, Steven	4	20	37	144	181	45.2
ADAMS, Rodney	8	1	-1	0	-1	-0.1
BARR, Chris	8	1	-3	0	-3	-0.4
WILSON, Evan	3	1	-24	0	-24	-8.0
<b>TEAM</b>	<b>4</b>	<b>6</b>	<b>-40</b>	<b>0</b>	<b>-40</b>	<b>-10.0</b>
<b>Total</b>	<b>8</b>	<b>511</b>	<b>1711</b>	<b>1419</b>	<b>3130</b>	<b>391.2</b>
<b>Opponents</b>	<b>8</b>	<b>589</b>	<b>1320</b>	<b>1781</b>	<b>3101</b>	<b>387.6</b>

Field Goals	fg	pct.	01-19	20-29	30-39	40-49	50-99	lg	blk
NADELMAN, Emili	6-11	54.5	0-0	3-3	2-3	1-5	0-0	40	1

FG Sequence	USF	Opponents
Florida A&M	(22)	(21)
Florida State	-	(30),(38)
Maryland	(34)	-
Memphis	(31)	36,(49)
Syracuse	49,(21)	(30)
UConn	48	(19),(27),44
SMU	(40),43	39
Navy	(25),46,32	(30),(26),(28)

Punting	no.	yds	avg	lg	tb	fc	i20	50+	blk
CIABATTI, Matti	42	1854	44.1	68	4	8	13	14	0
<b>Total</b>	<b>42</b>	<b>1854</b>	<b>44.1</b>	<b>68</b>	<b>4</b>	<b>8</b>	<b>13</b>	<b>14</b>	<b>0</b>
<b>Opponents</b>	<b>48</b>	<b>1892</b>	<b>39.4</b>	<b>54</b>	<b>2</b>	<b>21</b>	<b>19</b>	<b>4</b>	<b>0</b>

Kickoffs	no.	yds	avg	tb	ob	retn	net	ydln
HILL, Michael	23	1331	57.9	2	0			
NADELMAN, Emili	20	1134	56.7	5	2			
<b>Total</b>	<b>43</b>	<b>2465</b>	<b>57.3</b>	<b>7</b>	<b>2</b>	<b>22.4</b>	<b>35.5</b>	<b>29</b>
<b>Opponents</b>	<b>37</b>	<b>2356</b>	<b>63.7</b>	<b>14</b>	<b>1</b>	<b>27.6</b>	<b>37.1</b>	<b>27</b>

Numbers in (parentheses) indicate field goal was made.

2015 USF Football  
 USF Overall Individual Statistics (as of Nov 02, 2015)  
 All games

All Purpose	g	rush	rcv	pr	kr	ir	total	avg/g
MACK, Marlon	7	718	43	0	0	0	761	108.7
ADAMS, Rodney	8	-1	333	0	428	0	760	95.0
JOHNSON, D'Er	8	175	240	25	189	0	629	78.6
FLOWERS, Qui	8	578	0	0	0	0	578	72.2
TICE, Darius	8	271	8	0	0	0	279	34.9
BRONSON, Rys	8	0	180	0	0	0	180	22.5
BARR, Chris	8	-3	173	0	0	0	170	21.2
PRICE, Sean	8	0	161	0	0	0	161	20.1
DILLON, Elkana	6	0	160	0	0	0	160	26.7
FULLWODD, Ta	8	0	0	156	0	0	156	19.5
MCCANTS, Tyre	8	0	60	0	0	0	60	7.5
ABRAHAM, Devi	8	0	0	0	0	42	42	5.2
BENCH, Steven	4	37	0	0	0	0	37	9.2
POPE, Marlon	8	0	30	0	0	0	30	3.8
BYRD, Jamie	8	0	0	0	0	27	27	3.4
LEGREE, A.J.	5	0	24	0	0	0	24	4.8
TURNER, Tye	8	0	0	0	17	0	17	2.1
REED, Jordan	4	0	7	6	0	0	13	3.2
NICHOLS, Deatr	8	0	0	0	0	12	12	1.5
SPENCER, Jale	5	0	0	0	0	-2	-2	-0.4
WILSON, Evan	3	-24	0	0	0	0	-24	-8.0
TEAM	4	-40	0	0	0	0	-40	-10.0
Total	8	1711	1419	187	634	79	4030	503.8
Opponents	8	1320	1781	118	763	48	4030	503.8

2015 USF Football  
USF Overall Defensive Statistics (as of Nov 02, 2015)  
All games

##	Defensive Leaders	gp	Tackles				tfl/yds	Sacks no-yds	Pass defense			Fumbles		blkd	
			ua	a	tot				int-yds	brup	qbh	rcv-yds	ff	kick	saf
43	SANCHEZ, Auggie	8	40	30	70	3.5-17	0.5-2	.	.	.	1-0	.	.	.	
2B	BYRD, Jamie	8	42	21	63	9.0-45	5.0-35	2-27	3	2	.	2	.	.	
36	GODWIN, Nate	8	29	13	42	0.5-0	.	.	1	.	.	.	.	.	
3	NICHOLS, Deatri	8	29	10	39	8.0-29	1.0-8	1-12	1	.	1-0	2	.	.	
10	SENAT, Deadrin	8	21	14	35	4.0-10	.	.	.	.	1-0	.	.	.	
20	ABRAHAM, Devin	8	27	4	31	2.0-11	1.0-8	1-42	2	.	1-0	.	.	.	
91	LEE, Eric	8	21	7	28	4.5-26	1.0-8	.	1	1	.	1	.	.	
13	FULLWODD, Tajee	8	20	7	27	1.0-7	.	.	1	.	.	2	.	.	
51	WHITEHURST, Tas	6	16	10	26	1.5-17	1.5-17	.	.	1	.	.	.	.	
57	HARRIS, Nigel	6	15	5	20	2.5-10	1.0-7	.	.	.	.	1	.	.	
52	BULLOCK, Zack	8	12	8	20	2.5-6	0.5-3	.	2	3	.	.	.	.	
90	HAMILTON, James	8	10	9	19	3.0-14	1.5-13	.	.	.	1-0	.	.	.	
24	WARD, Johnny	7	13	6	19	.	.	.	1	.	.	.	.	.	
23	WILKINS, Mazzi	7	9	7	16	.	.	.	1	.	.	.	.	.	
9H	HILL, Demetrius	8	13	3	16	5.5-17	2.0-11	1-0	3	.	.	1	.	.	
19	HOGGINS, Ronnie	8	13	3	16	1.5-2	.	1-0	2	.	.	.	.	.	
93	AWOLEKE, Daniel	8	11	2	13	2.5-13	2.0-12	.	.	.	.	.	.	.	
60	HECTOR, Bruce	7	8	3	11	4.0-17	2.0-15	.	.	.	.	.	.	.	
98	LOVE, Mike	8	3	6	9	1.5-13	1.0-12	.	.	.	.	.	.	.	
53	THOMAS, Danny	8	6	3	9	.	.	.	.	.	.	.	.	.	
21	MCGEE, Khalid	7	8	1	9	1.0-1	.	.	.	.	1-1	.	.	.	
29	GARYE, C.J.	6	5	3	8	.	.	.	.	.	.	.	.	.	
6	ROBBINS, Lamar	5	4	.	4	.	.	.	.	.	.	.	.	.	
9	FLOWERS, Quinto	8	2	2	4	.	.	.	.	.	.	.	.	.	
99	BRONSON, Kevin	5	4	.	4	1.0-16	1.0-16	1-0	.	1	.	1	.	.	
87	ADAMS, Rodney	8	3	.	3	.	.	.	.	.	.	.	.	.	
30	SPENCER, Jalen	5	2	1	3	.	.	1--2	.	.	.	.	.	.	
44	HOLMAN, Nick	7	3	.	3	.	.	.	1	.	.	.	.	.	
32	JOHNSON, D'Erne	8	3	.	3	.	.	.	.	.	.	.	.	.	
18	THOMAS, Jaymon	4	1	1	2	.	.	.	.	.	.	.	.	.	
35	NADELMAN, Emili	8	1	1	2	.	.	.	.	.	.	.	.	.	
5	MACK, Marlon	7	1	1	2	.	.	.	.	.	.	.	.	.	
49	CIABATTI, Matti	8	1	.	1	.	.	.	.	.	.	.	.	.	
31	TICE, Darius	8	.	1	1	.	.	.	.	.	.	.	.	.	
42	HAMILTON, Coria	7	1	.	1	.	.	.	.	.	.	.	.	.	
37	FERGUSON, Nate	3	1	.	1	.	.	.	.	.	.	.	.	.	
66	GUDMUNDSSON, Br	8	1	.	1	.	.	.	.	.	.	.	.	.	
Total		8	399	182	581	59-271	21-167	8-79	19	8	6-1	10	.	.	
Opponents		8	345	123	468	47-165	15-64	7-48	13	7	3-0	6	1	.	

2015 USF Football  
USF Team Game-by-Game (as of Nov 02, 2015)  
All games

TEAM STATISTICS

Date	Opponent	Rushing				Receiving				Passing				Kick Returns				Punt Returns				tot off
		no.	yds	td	lg	no.	yds	td	lg	cmp-att-int	yds	td	lg	no.	yds	td	lg	no.	yds	td	lg	
Sep 05	FLORIDA A&M	46	275	4	44	20	281	3	62	20-26-1	281	3	62	1	33	0	33	4	27	0	19	556
Sep 12	at Florida State	36	149	0	23	12	125	2	71	12-24-1	125	2	71	4	99	0	34	2	46	0	46	274
Sep 19	at Maryland	50	240	1	26	10	60	1	28	10-22-2	60	1	28	5	131	0	29	0	0	0	0	300
Oct 02	MEMPHIS	43	178	1	29	17	199	1	39	17-26-1	199	1	39	2	39	0	29	0	0	0	0	377
Oct 10	SYRACUSE	47	281	4	45	15	259	2	56	15-22-0	259	2	56	2	32	0	19	1	0	0	0	540
Oct 17	at UConn	44	275	1	59	12	186	3	44	12-16-2	186	3	44	2	61	0	34	0	0	0	0	461
Oct 24	SMU	43	251	5	67	10	101	0	38	10-22-0	101	0	38	1	17	0	17	3	82	0	45	352
Oct 31	at Navy	24	62	1	12	12	208	0	43	12-20-0	208	0	43	6	222	1	97	2	32	0	25	270
USF		333	1711	17	67	108	1419	12	71	108-178-7	1419	12	71	23	634	1	97	12	187	0	46	3130
		337	1320	11	74	147	1781	11	70	147-252-8	1781	11	70	34	763	0	56	19	118	0	29	3101

Games played: 8  
Avg per rush: 5.1  
Avg per catch: 13.1  
Pass efficiency: 142.02  
Kick ret avg: 27.6  
Punt ret avg: 15.6  
All purpose avg/game: 503.8  
Total offense avg/gm: 391.2

Date	Opponent	Tackles				Sacks no-yds	Fumble		Pass Defense			Blkd kick	PAT Attempts				pts	
		ua	a	total	lfl-yds		ff	fr-yds	int-yds	qbh	brup		kick	rush	rcv	saf		
Sep 05	FLORIDA A&M	52	24	76	15.0-65	4.0-24	1	0-0	2--2	0	5	0	6-6	0	0	0	0	51
Sep 12	at Florida State	46	26	72	7.0-37	3.0-31	1	0-0	0-0	3	3	0	2-2	0	0	0	0	14
Sep 19	at Maryland	45	20	65	3.0-6	0.0-0	0	0-0	3-67	0	2	0	2-2	0	0	0	0	17
Oct 02	MEMPHIS	44	18	62	6.0-24	2.0-20	0	0-0	0-0	0	2	0	2-2	0	0	0	0	17
Oct 10	SYRACUSE	46	22	68	9.0-41	3.0-22	2	2-0	1-14	0	3	0	6-6	0	0	0	0	45
Oct 17	at UConn	52	32	84	9.0-40	5.0-29	2	0-0	1-0	4	1	0	4-4	0	0	0	0	28
Oct 24	SMU	56	18	74	8.0-47	3.0-33	3	3-1	1-0	0	0	0	5-5	0	0	0	0	38
Oct 31	at Navy	58	22	80	2.0-11	1.0-8	1	1-0	0-0	1	3	0	2-2	0	0	0	0	17
USF		399	182	581	59.0-271	21.0-167	10	6-1	8-79	8	19	0	29-29	0	0	0	0	227
		345	123	468	47.0-165	15.0-64	6	3-0	7-48	7	13	1	21-21	0	0	0	0	183

Date	Opponent	Punting							Field Goals			Kickoffs						
		no.	yds	avg	long	blkd	tb	fc	50+	i20	md-att	long	blkd	no.	yds	avg	tb	ob
Sep 05	FLORIDA A&M	5	237	47.4	53	0	0	1	2	1	1-1	22	0	9	572	63.6	3	0
Sep 12	at Florida State	10	445	44.5	56	0	1	2	4	4	0-0	0	0	3	154	51.3	1	0
Sep 19	at Maryland	5	237	47.4	57	0	1	0	3	2	1-1	34	0	4	203	50.8	0	1
Oct 02	MEMPHIS	7	323	46.1	57	0	0	1	3	3	1-1	31	0	4	205	51.2	1	1
Oct 10	SYRACUSE	2	85	42.5	45	0	0	1	0	1	1-2	21	0	7	413	59.0	0	0
Oct 17	at UConn	4	175	43.8	68	0	0	0	2	1	0-1	0	0	5	264	52.8	1	0
Oct 24	SMU	6	251	41.8	49	0	2	1	0	1	1-2	40	1	7	411	58.7	0	0
Oct 31	at Navy	3	101	33.7	46	0	0	2	0	0	1-3	25	0	4	243	60.8	1	0
USF		42	1854	44.1	68	0	4	8	14	13	6-11	40	1	43	2465	57.3	7	2
		48	1892	39.4	54	0	2	21	4	19	10-13	49	0	37	2356	63.7	14	1

2015 USF Football  
USF Opponent Game-by-Game (as of Nov 02, 2015)  
All games

OPPONENT STATISTICS

Date	Opponent	Rushing				Receiving				Passing				Kick Returns				Punt Returns				tot off
		no.	yds	td	lg	no.	yds	td	lg	cmp	att	int	yds	td	lg	no.	yds	td	lg	no.	yds	
Sep 05	FLORIDA A&M	34	12	0	9	20	170	0	29	20-38-2	170	0	29	6	133	0	32	3	19	0	11	182
Sep 12	at Florida State	46	278	3	74	14	163	1	23	14-26-0	163	1	23	2	56	0	56	6	40	0	18	441
Sep 19	at Maryland	34	114	1	13	21	297	4	70	21-34-3	297	4	70	3	90	0	45	2	22	0	11	411
Oct 02	MEMPHIS	39	120	1	31	20	305	2	55	20-33-0	305	2	55	2	84	0	48	4	31	0	29	425
Oct 10	SYRACUSE	33	73	1	14	21	232	2	30	21-34-1	232	2	30	7	118	0	21	0	0	0	0	305
Oct 17	at UConn	38	163	1	36	28	365	1	38	28-42-1	365	1	38	4	89	0	45	1	6	0	6	528
Oct 24	SMU	44	132	1	28	20	233	1	37	20-36-1	233	1	37	7	144	0	28	3	0	0	0	365
Oct 31	at Navy	69	428	3	55	3	16	0	7	3-9-0	16	0	7	3	49	0	18	0	0	0	0	444
Opponents		337	1320	11	74	147	1781	11	70	147-252-8	1781	11	70	34	763	0	56	19	118	0	29	3101
		333	1711	17	67	108	1419	12	71	108-178-7	1419	12	71	23	634	1	97	12	187	0	46	3130

Games played: 8  
Avg per rush: 3.9  
Avg per catch: 12.1  
Pass efficiency: 125.76  
Kick ret avg: 22.4  
Punt ret avg: 6.2  
All purpose avg/game: 503.8  
Total offense avg/gm: 387.6

Date	Opponent	Tackles				Sacks	Fumble		Pass Defense			Blkd	PAT Attempts					
		ua	a	total	tfl-yds	no-yds	ff	fr-yds	int-yds	qbh	brup	kick	kick	rush	rcv	saf	pts	
Sep 05	FLORIDA A&M	47	22	69	3.0-19	1.0-3	0	0-0	1-0	0	1	0	0-0	0	0	0	0	3
Sep 12	at Florida State	33	22	55	6.0-16	3.0-8	0	0-0	1-0	0	5	0	4-4	0	0	0	0	34
Sep 19	at Maryland	46	30	76	11.0-36	6.0-27	2	0-0	2-33	0	2	0	5-5	0	0	0	0	35
Oct 02	MEMPHIS	53	10	63	3.0-4	0.0-0	0	0-0	1-0	0	2	0	3-3	0	0	0	0	24
Oct 10	SYRACUSE	53	4	57	3.0-17	2.0-16	1	1-0	0-0	0	1	0	3-3	0	0	0	0	24
Oct 17	at UConn	38	22	60	7.0-18	1.0-1	0	0-0	2-15	1	0	0	2-2	0	0	0	0	20
Oct 24	SMU	40	9	49	11.0-49	2.0-9	2	1-0	0-0	0	0	1	2-2	0	0	0	0	14
Oct 31	at Navy	35	4	39	3.0-6	0.0-0	1	1-0	0-0	5	2	0	2-2	0	0	0	0	29
Opponents		345	123	468	47.0-165	15.0-64	6	3-0	7-48	7	13	1	21-21	0	0	0	0	183
		399	182	581	59.0-271	21.0-167	10	6-1	8-79	8	19	0	29-29	0	0	0	0	227

Date	Opponent	Punting							Field Goals			Kickoffs						
		no.	yds	avg	long	blkd	tb	fc	50+	i20	md-att	long	blkd	no.	yds	avg	tb	ob
Sep 05	FLORIDA A&M	10	395	39.5	51	0	0	2	1	1	1-1	21	0	2	124	62.0	0	1
Sep 12	at Florida State	7	284	40.6	46	0	0	5	0	1	2-2	38	0	7	446	63.7	3	0
Sep 19	at Maryland	4	138	34.5	43	0	0	2	0	4	0-0	0	0	6	382	63.7	1	0
Oct 02	MEMPHIS	8	311	38.9	49	0	0	5	0	7	1-2	49	0	4	259	64.8	2	0
Oct 10	SYRACUSE	4	187	46.8	52	0	1	2	1	0	1-1	30	0	5	320	64.0	3	0
Oct 17	at UConn	4	131	32.8	47	0	1	2	0	3	2-3	27	0	4	260	65.0	2	0
Oct 24	SMU	8	332	41.5	54	0	0	3	1	2	0-1	0	0	2	130	65.0	2	0
Oct 31	at Navy	3	114	38.0	50	0	0	0	1	1	3-3	30	0	7	435	62.1	1	0
Opponents		48	1892	39.4	54	0	2	21	4	19	10-13	49	0	37	2356	63.7	14	1
		42	1854	44.1	68	0	4	8	14	13	6-11	40	1	43	2465	57.3	7	2

2015 USF Football  
USF Game Superlatives (as of Nov 02, 2015)  
All games

INDIVIDUAL GAME HIGHS

Rushes	24	FLOWERS, Quinto at Maryland (Sep 19, 2015)
Yards Rushing	201	FLOWERS, Quinto vs SMU (Oct 24, 2015)
TD Rushes	3	FLOWERS, Quinto vs SMU (Oct 24, 2015)
Long Rush	67	FLOWERS, Quinto vs SMU (Oct 24, 2015)
Pass attempts	26	FLOWERS, Quinto vs Memphis (Oct 02, 2015)
Pass completions	17	FLOWERS, Quinto vs Memphis (Oct 02, 2015)
Yards Passing	259	FLOWERS, Quinto vs Syracuse (Oct 10, 2015)
TD Passes	2	FLOWERS, Quinto vs Florida A&M (Sep 05, 2015)
	2	FLOWERS, Quinto at Florida State (Sep 12, 2015)
	2	FLOWERS, Quinto vs Syracuse (Oct 10, 2015)
	2	FLOWERS, Quinto at UConn (Oct 17, 2015)
Long Pass	71	FLOWERS, Quinto at Florida State (Sep 12, 2015)
Receptions	5	JOHNSON, D'Erne at Florida State (Sep 12, 2015)
	5	MACK, Marlon at Florida State (Sep 12, 2015)
	5	BARR, Chris vs Syracuse (Oct 10, 2015)
	5	ADAMS, Rodney at UConn (Oct 17, 2015)
Yards Receiving	126	DILLON, Elkanah vs Florida A&M (Sep 05, 2015)
TD Receptions	3	ADAMS, Rodney at UConn (Oct 17, 2015)
Long Reception	71	JOHNSON, D'Erne at Florida State (Sep 12, 2015)
Field Goals	1	NADELMAN, Emili vs Florida A&M (Sep 05, 2015)
	1	NADELMAN, Emili at Maryland (Sep 19, 2015)
	1	NADELMAN, Emili vs Memphis (Oct 02, 2015)
	1	NADELMAN, Emili vs Syracuse (Oct 10, 2015)
	1	NADELMAN, Emili vs SMU (Oct 24, 2015)
	1	NADELMAN, Emili at Navy (Oct 31, 2015)
Long Field Goal	40	NADELMAN, Emili vs SMU (Oct 24, 2015)
Punts	10	CIABATTI, Matti at Florida State (Sep 12, 2015)
Punting Avg	47.4	CIABATTI, Matti vs Florida A&M (Sep 05, 2015)
	47.4	CIABATTI, Matti at Maryland (Sep 19, 2015)
Long Punt	68	CIABATTI, Matti at UConn (Oct 17, 2015)
Punts inside 20	4	CIABATTI, Matti at Florida State (Sep 12, 2015)
Long Punt Return	46	FULLWODD, Tajee at Florida State (Sep 12, 2015)
Long Kickoff Return	97	ADAMS, Rodney at Navy (Oct 31, 2015)
Tackles	14	SANCHEZ, Auggie at Navy (Oct 31, 2015)
Sacks	2.0	HECTOR, Bruce vs Florida A&M (Sep 05, 2015)
	2.0	BYRD, Jamie at UConn (Oct 17, 2015)
	2.0	BYRD, Jamie vs SMU (Oct 24, 2015)
Tackles For Loss	3.5	BYRD, Jamie at UConn (Oct 17, 2015)
Interceptions	1	HOGGINS, Ronnie vs Florida A&M (Sep 05, 2015)
	1	SPENCER, Jalen vs Florida A&M (Sep 05, 2015)
	1	BYRD, Jamie at Maryland (Sep 19, 2015)
	1	NICHOLS, Deatri at Maryland (Sep 19, 2015)
	1	ABRAHAM, Devin at Maryland (Sep 19, 2015)
	1	BYRD, Jamie vs Syracuse (Oct 10, 2015)
	1	BRONSON, Kevin at UConn (Oct 17, 2015)
	1	HILL, Demetrius vs SMU (Oct 24, 2015)

2015 USF Football  
USF Game Superlatives (as of Nov 02, 2015)  
All games

TEAM GAME HIGHS

Rushes	50	at Maryland (Sep 19, 2015)
Yards Rushing	281	vs Syracuse (Oct 10, 2015)
Yards Per Rush	6.2	at UConn (Oct 17, 2015)
TD Rushes	5	vs SMU (Oct 24, 2015)
Pass attempts	26	vs Florida A&M (Sep 05, 2015)
	26	vs Memphis (Oct 02, 2015)
Pass completions	20	vs Florida A&M (Sep 05, 2015)
Yards Passing	281	vs Florida A&M (Sep 05, 2015)
Yards Per Pass	11.8	vs Syracuse (Oct 10, 2015)
TD Passes	3	vs Florida A&M (Sep 05, 2015)
	3	at UConn (Oct 17, 2015)
Total Plays	72	vs Florida A&M (Sep 05, 2015)
	72	at Maryland (Sep 19, 2015)
Total Offense	556	vs Florida A&M (Sep 05, 2015)
Yards Per Play	7.8	vs Syracuse (Oct 10, 2015)
Points	51	vs Florida A&M (Sep 05, 2015)
Sacks By	5	at UConn (Oct 17, 2015)
First Downs	27	vs Florida A&M (Sep 05, 2015)
Penalties	11	vs Florida A&M (Sep 05, 2015)
Penalty Yards	105	at Maryland (Sep 19, 2015)
Turnovers	2	at Maryland (Sep 19, 2015)
	2	at UConn (Oct 17, 2015)
Interceptions By	3	at Maryland (Sep 19, 2015)
Punts	10	at Florida State (Sep 12, 2015)
Punting Avg	47.4	vs Florida A&M (Sep 05, 2015)
	47.4	at Maryland (Sep 19, 2015)
Long Punt	68	at UConn (Oct 17, 2015)
Punts inside 20	4	at Florida State (Sep 12, 2015)
Long Punt Return	46	at Florida State (Sep 12, 2015)

2015 USF Football  
USF Game Superlatives (as of Nov 02, 2015)  
All games

OPPONENT INDIVIDUAL GAME HIGHS

Rushes	30	Cook, D., at Florida State (Sep 12, 2015)
Yards Rushing	266	Cook, D., at Florida State (Sep 12, 2015)
TD Rushes	3	Cook, D., at Florida State (Sep 12, 2015)
Long Rush	74	Cook, D., at Florida State (Sep 12, 2015)
Pass attempts	41	SHIRREFFS, Byr., at UConn (Oct 17, 2015)
Pass completions	28	SHIRREFFS, Byr., at UConn (Oct 17, 2015)
Yards Passing	365	SHIRREFFS, Byr., at UConn (Oct 17, 2015)
TD Passes	4	Rowe, at Maryland (Sep 19, 2015)
Long Pass	70	Rowe, at Maryland (Sep 19, 2015)
Receptions	8	Jacobs, L., at Maryland (Sep 19, 2015)
	8	NEWSOME, Arkeel, at UConn (Oct 17, 2015)
Yards Receiving	107	Jacobs, L., at Maryland (Sep 19, 2015)
TD Receptions	2	Edwards, at Maryland (Sep 19, 2015)
Long Reception	70	Jacobs, T., at Maryland (Sep 19, 2015)
Field Goals	3	GREBE, Austin, at Navy (Oct 31, 2015)
Long Field Goal	49	ELLIOTT, Jake, vs Memphis (Oct 02, 2015)
Punts	10	BLANTON, Colby, vs Florida A&M (Sep 05, 2015)
Punting Avg	47.5	SMITH, Spencer, vs Memphis (Oct 02, 2015)
Long Punt	54	KOONCE, Jackson, vs SMU (Oct 24, 2015)
Punts inside 20	6	JACOBS, Nick, vs Memphis (Oct 02, 2015)
Long Punt Return	29	PROCTOR, R, vs Memphis (Oct 02, 2015)
Long Kickoff Return	56	Whitfield, K., at Florida State (Sep 12, 2015)
Tackles	11	BLOUNT, Akil, vs Florida A&M (Sep 05, 2015)
	11	Carter, J., at Maryland (Sep 19, 2015)
Sacks	2.0	Braglio, at Maryland (Sep 19, 2015)
Tackles For Loss	3.0	WOOD, Zach, vs SMU (Oct 24, 2015)
Interceptions	2	Davis, at Maryland (Sep 19, 2015)

2015 USF Football  
 USF Game Superlatives (as of Nov 02, 2015)  
 All games

OPPONENT TEAM GAME HIGHS

Rushes	69	at Navy (Oct 31, 2015)
Yards Rushing	428	at Navy (Oct 31, 2015)
Yards Per Rush	6.2	at Navy (Oct 31, 2015)
TD Rushes	3	at Florida State (Sep 12, 2015)
	3	at Navy (Oct 31, 2015)
Pass attempts	42	at UConn (Oct 17, 2015)
Pass completions	28	at UConn (Oct 17, 2015)
Yards Passing	365	at UConn (Oct 17, 2015)
Yards Per Pass	9.2	vs Memphis (Oct 02, 2015)
TD Passes	4	at Maryland (Sep 19, 2015)
Total Plays	80	at UConn (Oct 17, 2015)
	80	vs SMU (Oct 24, 2015)
Total Offense	528	at UConn (Oct 17, 2015)
Yards Per Play	6.6	at UConn (Oct 17, 2015)
Points	35	at Maryland (Sep 19, 2015)
Sacks By	6	at Maryland (Sep 19, 2015)
First Downs	26	at UConn (Oct 17, 2015)
Penalties	12	at Maryland (Sep 19, 2015)
Penalty Yards	120	at Maryland (Sep 19, 2015)
Turnovers	4	vs SMU (Oct 24, 2015)
Interceptions By	2	at Maryland (Sep 19, 2015)
	2	at UConn (Oct 17, 2015)
Punts	10	vs Florida A&M (Sep 05, 2015)
Punting Avg	46.8	vs Syracuse (Oct 10, 2015)
Long Punt	54	vs SMU (Oct 24, 2015)
Punts inside 20	7	vs Memphis (Oct 02, 2015)
Long Punt Return	29	vs Memphis (Oct 02, 2015)

2015 USF Football  
USF Red-Zone Results (as of Nov 02, 2015)  
All games

USF Inside Opponent Red-Zone

Date	Opponent	Score	Times In RZ	Times Scored	Total Pts	Rush TDs	Pass TDs	FGs Made	Failed to score inside RZ							
									FGA	Down	Int	Fumb	Half	Game		
Sep 05, 2015	FLORIDA A&M	W 51-3	6	5	30	4	3	1	1	0	1	0	0	0	0	0
Sep 12, 2015	at Florida State	L 14-34	2	1	7	1	0	1	0	0	0	1	0	0	0	0
Sep 19, 2015	at Maryland	L 17-35	3	3	17	2	1	1	1	0	0	0	0	0	0	0
Oct 02, 2015	MEMPHIS	L 17-24	2	2	10	1	1	0	1	0	0	0	0	0	0	0
Oct 10, 2015	SYRACUSE	W 45-24	4	4	24	3	2	1	1	0	0	0	0	0	0	0
Oct 17, 2015	at UConn	W 28-20	2	1	7	1	1	0	0	0	0	0	0	0	1	0
Oct 24, 2015	SMU	W 38-14	6	6	38	5	5	0	1	0	0	0	0	0	0	0
Oct 31, 2015	at Navy	L 17-29	3	2	10	1	1	0	1	1	0	0	0	0	0	0
Totals			28	24	143	18	14	4	6	1	1	1	0	1	0	0
24 of 28 (85.7%)																

Opponents Inside USF Red-Zone

Date	Opponent	Score	Times In RZ	Times Scored	Total Pts	Rush TDs	Pass TDs	FGs Made	Failed to score inside RZ							
									FGA	Down	Int	Fumb	Half	Game		
Sep 05, 2015	FLORIDA A&M	W 51-3	1	1	3	0	0	0	1	0	0	0	0	0	0	0
Sep 12, 2015	at Florida State	L 14-34	2	2	6	0	0	0	2	0	0	0	0	0	0	0
Sep 19, 2015	at Maryland	L 17-35	3	3	21	3	1	2	0	0	0	0	0	0	0	0
Oct 02, 2015	MEMPHIS	L 17-24	3	2	14	2	1	1	0	1	0	0	0	0	0	0
Oct 10, 2015	SYRACUSE	W 45-24	3	3	17	2	1	1	1	0	0	0	0	0	0	0
Oct 17, 2015	at UConn	W 28-20	4	2	6	0	0	0	2	0	1	0	0	0	1	0
Oct 24, 2015	SMU	W 38-14	2	1	7	1	1	0	0	0	0	0	0	0	1	0
Oct 31, 2015	at Navy	L 17-29	5	5	22	2	2	0	3	0	0	0	0	0	0	0
Totals			23	19	96	10	6	4	9	1	1	0	0	2	0	0
19 of 23 (82.6%)																

2015 USF Football  
USF By-Quarter Statistics (as of Nov 02, 2015)  
All games

3rd-Down Conversions

Date	Opponent	Score	Overall	1st Qtr	2nd Qtr	3rd Qtr	4th Qtr	Overtime
Sep 05, 2015	FLORIDA A&M	W 51-3	4-12 33.3	1-3 33.3	1-4 25.0	1-2 50.0	1-3 33.3	
Sep 12, 2015	at Florida State	L 14-34	1-13 7.7	0-5 0.0	1-4 25.0	0-2 0.0	0-2 0.0	
Sep 19, 2015	at Maryland	L 17-35	7-18 38.9	1-4 25.0	2-5 40.0	3-5 60.0	1-4 25.0	
Oct 02, 2015	MEMPHIS	L 17-24	2-13 15.4	1-3 33.3	0-3 0.0	0-2 0.0	1-5 20.0	
Oct 10, 2015	SYRACUSE	W 45-24	7-10 70.0	3-5 60.0	2-3 66.7	0-0 0.0	2-2 100.0	
Oct 17, 2015	at UConn	W 28-20	4-12 33.3	1-3 33.3	2-5 40.0	0-1 0.0	1-3 33.3	
Oct 24, 2015	SMU	W 38-14	5-15 33.3	0-3 0.0	3-5 60.0	2-4 50.0	0-3 0.0	
Oct 31, 2015	at Navy	L 17-29	3-11 27.3	3-4 75.0	0-3 0.0	0-1 0.0	0-3 0.0	
	USF		33-104 31.7	10-30 33.3	11-32 34.4	6-17 35.3	6-25 24.0	0-0 0.0
	Opponents		56-134 41.8	10-33 30.3	13-35 37.1	19-34 55.9	14-32 43.8	0-0 0.0

4th-Down Conversions

Date	Opponent	Score	Overall	1st Qtr	2nd Qtr	3rd Qtr	4th Qtr	Overtime
Sep 05, 2015	FLORIDA A&M	W 51-3	1-2 50.0	0-1 0.0	1-1 100.0	0-0 0.0	0-0 0.0	
Sep 12, 2015	at Florida State	L 14-34	1-1 100.0	0-0 0.0	0-0 0.0	0-0 0.0	1-1 100.0	
Sep 19, 2015	at Maryland	L 17-35	1-3 33.3	0-0 0.0	0-0 0.0	1-2 50.0	0-1 0.0	
Oct 02, 2015	MEMPHIS	L 17-24	1-2 50.0	1-1 100.0	0-0 0.0	0-0 0.0	0-1 0.0	
Oct 10, 2015	SYRACUSE	W 45-24	0-0 0.0	0-0 0.0	0-0 0.0	0-0 0.0	0-0 0.0	
Oct 17, 2015	at UConn	W 28-20	0-1 0.0	0-0 0.0	0-1 0.0	0-0 0.0	0-0 0.0	
Oct 24, 2015	SMU	W 38-14	1-2 50.0	0-0 0.0	0-1 0.0	1-1 100.0	0-0 0.0	
Oct 31, 2015	at Navy	L 17-29	0-1 0.0	0-0 0.0	0-0 0.0	0-0 0.0	0-1 0.0	
	USF		5-12 41.7	1-2 50.0	1-3 33.3	2-3 66.7	1-4 25.0	0-0 0.0
	Opponents		7-11 63.6	1-2 50.0	1-1 100.0	1-2 50.0	4-6 66.7	0-0 0.0

Time of Possession

Date	Opponent	Score	Overall	1st Qtr	2nd Qtr	3rd Qtr	4th Qtr	Overtime
Sep 05, 2015	FLORIDA A&M	W 51-3	28:13	7:24	8:43	5:30	6:36	
Sep 12, 2015	at Florida State	L 14-34	26:37	9:28	8:30	5:34	3:05	
Sep 19, 2015	at Maryland	L 17-35	30:28	6:20	6:59	9:36	7:33	
Oct 02, 2015	MEMPHIS	L 17-24	29:28	9:33	6:22	5:38	7:55	
Oct 10, 2015	SYRACUSE	W 45-24	27:33	8:53	4:29	3:56	10:15	
Oct 17, 2015	at UConn	W 28-20	25:09	4:39	7:30	5:48	7:12	
Oct 24, 2015	SMU	W 38-14	25:12	3:59	7:02	9:31	4:40	
Oct 31, 2015	at Navy	L 17-29	20:47	7:53	6:24	3:43	2:47	
	USF	Total	213:27	58:09	55:59	49:16	50:03	0:00
		Avg.	26:40	7:16	6:59	6:09	6:15	0:00
	Opponents	Total	266:33	61:51	64:01	70:44	69:57	0:00
		Avg.	33:19	7:43	8:00	8:50	8:44	0:00

2015 USF Football  
USF Fumbles Game-by-Game (as of Nov 02, 2015)  
All games

FUMBLES	No-Lost	FAMU	FS	UMD	MEM	SU	UCONN	SMU	NAVY
MACK, Marlon RB	3-0	1-0	-	1-0	-	-	-	DNP	1-0
FLOWERS, Quinto QB	3-1	-	-	1-0	-	1-1	-	1-0	-
ADAMS, Rodney WR	2-2	-	-	-	-	-	-	1-1	1-1
TEAM	2-0	2-0	DNP	DNP	DNP	-	-	-	DNP
WILSON, Evan QB	1-0	DNP	-	-	DNP	DNP	DNP	1-0	DNP
FULLWODD, Tajee	1-0	1-0	-	-	-	-	-	-	-
BENCH, Steven QB	1-0	-	-	1-0	DNP	DNP	DNP	-	DNP

FUMBLES FORCED	Number	FAMU	FS	UMD	MEM	SU	UCONN	SMU	NAVY
FULLWODD, Tajee	2	-	-	-	-	1	-	1	-
BYRD, Jamie	2	-	-	-	-	-	-	2	-
NICHOLS, Deatri	2	-	-	-	-	1	-	-	1
LEE, Eric	1	1	-	-	-	-	-	-	-
HARRIS, Nigel	1	DNP	DNP	-	-	-	1	-	-
HILL, Demetrius	1	-	-	-	-	-	1	-	-
BRONSON, Kevin	1	-	1	DNP	DNP	-	-	-	DNP

FUMBLES RECOVERED	Number	FAMU	FS	UMD	MEM	SU	UCONN	SMU	NAVY
SENAT, Deadrin	1	-	-	-	-	1	-	-	-
SANCHEZ, Auggie	1	-	-	-	-	-	-	1	-
HAMILTON, James	1	-	-	-	-	-	-	1	-
NICHOLS, Deatri	1	-	-	-	-	-	-	-	1
MCGEE, Khalid	1	-	-	DNP	-	-	-	1	-
ABRAHAM, Devin	1	-	-	-	-	1	-	-	-



2015 USF Football  
USF I Individual Season/Career Statistics (as of Nov 02, 2015)  
All games

SEASON						CAREER					
Punt Returns	no.	yds	avg	td	lg	no.	yds	avg	td	lg	
FULLWODD, Tajee	10	156	15.6	0	46	10	156	15.6	0	46	
JOHNSON, D'Erne	1	25	25.0	0	25	1	25	25.0	0	25	
REED, Jordan	1	6	6.0	0	6	1	6	6.0	0	6	
Total	12	187	15.6	0	46						
Opponents	19	118	6.2	0	29						

Kick Returns	no.	yds	avg	td	lg	no.	yds	avg	td	lg
ADAMS, Rodney	14	428	30.6	1	97	20	551	27.5	1	97
JOHNSON, D'Erne	8	189	23.6	0	34	16	346	21.6	0	34
TURNER, Tye	1	17	17.0	0	17	1	17	17.0	0	17
Total	23	634	27.6	1	97					
Opponents	34	763	22.4	0	56					

Interceptions	no.	yds	avg	td	lg	no.	yds	avg	td	lg
BYRD, Jamie	2	27	13.5	0	14	4	27	6.8	0	14
ABRAHAM, Devin	1	42	42.0	0	42	1	42	42.0	0	42
NICHOLS, Deatri	1	12	12.0	0	12	1	12	12.0	0	12
SPENCER, Jalen	1	-2	-2.0	0	0	1	-2	-2.0	0	0
HILL, Demetrius	1	0	0.0	0	0	1	0	0.0	0	0
BRONSON, Kevin	1	0	0.0	0	0	1	0	0.0	0	0
HOGGINS, Ronnie	1	0	0.0	0	0	1	0	0.0	0	0
Total	8	79	9.9	0	42					
Opponents	7	48	6.9	0	33					

Fumble Returns	no.	yds	avg	td	lg	no.	yds	avg	td	lg
MCGEE, Khalid	1	1	1.0	0	1	1	1	1.0	0	1
Total	1	1	1.0	0	1					
Opponents	0	0	0.0	0	0					

All Purpose	g	rush	rcv	pr	kr	ir	total	avg/g	g	rush	rcv	pr	kr	ir	total	avg/g
MACK, Marlon	7	718	43	0	0	0	761	108.7	19	1759	203	0	0	0	1962	103.3
ADAMS, Rodney	8	-1	333	0	428	0	760	95.0	18	51	656	0	551	0	1258	69.9
JOHNSON, D'Er	8	175	240	25	189	0	629	78.6	20	325	347	25	346	0	1043	52.2
FLOWERS, Quin	8	578	0	0	0	0	578	72.2	13	651	0	0	0	0	651	50.1
TICE, Darius	8	271	8	0	0	0	279	34.9	26	516	80	0	32	0	628	24.2
BRONSON, Rys	8	0	180	0	0	0	180	22.5	18	6	265	0	0	0	271	15.1
BARR, Chris	8	-3	173	0	0	0	170	21.2	8	-3	173	0	0	0	170	21.2
PRICE, Sean	8	0	161	0	0	0	161	20.1	42	0	762	0	11	0	773	18.4
DILLON, Elkanah	6	0	160	0	0	0	160	26.7	6	0	160	0	0	0	160	26.7
FULLWODD, Taj	8	0	0	156	0	0	156	19.5	16	0	0	156	0	0	156	9.8
MCCANTS, Tyre	8	0	60	0	0	0	60	7.5	8	0	60	0	0	0	60	7.5
ABRAHAM, Devi	8	0	0	0	0	42	42	5.2	20	0	0	0	0	42	42	2.1
BENCH, Steven	4	37	0	0	0	0	37	9.2	17	-8	0	0	0	0	-8	-0.5
POPE, Marlon	8	0	30	0	0	0	30	3.8	17	0	40	0	0	0	40	2.4
BYRD, Jamie	8	0	0	0	0	27	27	3.4	20	0	0	0	0	27	27	1.4
LEGREE, A.J.	5	0	24	0	0	0	24	4.8	5	0	24	0	0	0	24	4.8
TURNER, Tye	8	0	0	0	17	0	17	2.1	17	0	10	0	17	0	27	1.6
REED, Jordan	4	0	7	6	0	0	13	3.2	4	0	7	6	0	0	13	3.2
NICHOLS, Deatri	8	0	0	0	0	12	12	1.5	20	0	0	0	0	12	12	0.6
SPENCER, Jalen	5	0	0	0	0	-2	-2	-0.4	11	0	0	-3	0	-2	-5	-0.5
WILSON, Evan	3	-24	0	0	0	0	-24	-8.0	3	-24	0	0	0	0	-24	-8.0
TEAM	4	-40	0	0	0	0	-40	-10.0								
Total	8	1711	1419	187	634	79	4030	503.8								
Opponents	8	1320	1781	118	763	48	4030	503.8								

Field Goals	att	good	long	blkd	att	good	long	blkd
NADELMAN, Emili	11	6	40	1	11	6	40	1
Total	11	6	40	1				
Opponents	13	10	49	0				

