



UNIVERSITY OF SOUTH FLORIDA  
BULLS MEN'S BASKETBALL

2012-13 SCHEDULE

Date	Opponent	Time
11/5	Eckerd (Exh.)	W, 74-65
11/10	UCF	L, 56-74
<b>USF Invitational (Sun Dome, Tampa, Fla.)</b>		
11/16	Maryland Eastern Shore	W, 78-59
11/17	Loyola-Chicago	W, 68-50
11/18	Western Michigan	L, 53-58
11/20	Bradley	W, 82-63
11/26	at Stetson	W, 63-54
<b>BIG EAST-SEC Challenge</b>		
11/30	Georgia (ESPNU)	W, 64-53
12/5	at #23/22 Ok. St. (ESPNU)	L, 49-61
12/18	Youngstown State	W, 72-54
12/21	Bowling Green	W, 87-84 (30T)
12/29	George Mason	W, 61-57
1/2	at UCF	W, 65-56
1/6	#7/7 Syracuse*	L, 44-55
1/9	Villanova*	L, 53-61
1/12	at #3/4 Louisville*	L, 38-64
1/17	at Rutgers* (ESPN2)	L, 67-70
1/19	Georgetown*	W, 61-58
1/23	at Seton Hall* (ESPNU)	L, 47-55
1/26	#24/23 Notre Dame*	L, 65-73
1/28	at #25/25 Marquette* (ESPNU)	L, 50-63
2/3	at Connecticut*	L, 64-69 (OT)
2/6	#24/RV Marquette* (ESPN2)	L, 47-70
2/9	at Villanova* (ESPNU)	L, 40-68
2/13	Providence* (ESPNU)	L, 66-76
2/17	#12/12 Louisville* (ESPN)	L, 41-59
2/20	at St. John's *	L, 54-69
2/27	at #23/RV Pittsburgh*	L, 44-64
3/3	DePaul*	2 p.m.
3/6	Connecticut* (ESPNU)	9 p.m.
3/9	at Cincinnati*	4 p.m.

**BIG EAST Championship - 3/12-16**  
(Madison Square Garden, New York, New York)

\* BIG EAST Matchup

**SOCIAL MEDIA WEBSITES**

Team Twitter: @USFMBB  
Coach Heath Twitter: @Coach\_Heath  
Facebook: @USFAthletics

**University of South Florida Athletic Communications**

Men's Basketball Contact: Ashley Walker  
Office: 813-974-4087 | Cell: 813-957-1667  
Email: ashleywalker@usf.edu | Twitter: @ashleynoelw  
Web site: GoUSFBulls.com



VERSUS



USF

**BULLS**

**RECORD**

10-17, 1-14 BIG EAST

**LAST TIME OUT**

L, 44-64 at #23/RV Pitt

**RETURNING LEADERS**

**Scoring per Game**

Rudd, 11.7 ppg

Fitzpatrick, 10.0 ppg

**Rebounds per Game**

Rudd, 7.1 rpg

**Assists per Game**

Collins, 6.3 apg

**HEAD COACH**

**Stan Heath**

Overall: 195-185 (12th)

At USF: 83-108 (6th)

DEPAUL

**BLUE DEMONS**

**RECORD**

11-17, 2-13 BIG EAST

**LAST TIME OUT**

L, 58-79 vs. #10/9 Louisville

**RETURNING LEADERS**

**Scoring per Game**

Young, 16.7 ppg

Melvin, 16.5 ppg

**Rebounds per Game**

Melvin, 7.3 rpg

**Assists per Game**

Young, 4.5 apg

**HEAD COACH**

**Oliver Purnell**

Overall: 424-339 (25th)

At DePaul: 30-60 (3rd)

GAME DAY INFORMATION

Date: March 3, 2013

Location: Tampa, Fla.

Tip-off: 2 p.m. EST

TV: BHSN/BEN - Rich Hollenberg and Paul Biancardi

Radio: 98.7 The Fan - Jim Lighthall and Todd Kalas

Arena: USF Sun Dome (9,662)

PROJECTED LINEUP ('12-13 STATS)

No.	Pos.	Name	Yr.	GP-GS	Pts	Rebs
11	G	Collins	So.	26-26	8.7	6.3*
0	G	Brock	Jr.	27-16	4.7	3.4
2	F	Rudd	Jr.	26-25	11.7	7.1
32	F	Fitzpatrick	Sr.	27-27	10.0	5.1
33	F	White^	Sr.	201-11	3.1	2.8

OFF THE BENCH

3	F	LeDay^	Fr.	27-5	4.0	2.0
23	G	Hawkins^	Fr.	22-10	5.1	1.8
5	G	Poland	Sr.	27-8	9.1	4.4
35	C	Omogbehin^	Fr.	21-3	0.8	1.2
10	G	McCloskey	Sr.	13-0	0.6	0.2
1	G	Abdul-Aleem^	So.	9-0	3.3	1.4
22	G	Noriega	Sr.	8-4	8.4	0.4

\*-Assists | ^ - newcomer

THE GAME

The University of South Florida men's basketball team returns to the Sun Dome for Senior Day as it takes on the DePaul Blue Demons on Sunday, March 3, 2013 at 2 p.m. EST. The Bulls (10-17, 1-14) are coming off of a 44-64 at No. 23/RV Pittsburgh (Feb. 27) while the Blue Demons (11-16, 2-12) fell to UConn at home, 69-81 (Feb. 23). This will be the 17th meeting between the two league foes. DePaul leads the all-time series 16-10, but USF has won seven-straight.

THE BROADCAST

The USF vs. DePaul game will be broadcast on the BIG EAST Network and locally on BHSN with Rich Hollenberg (play-by-play) and Paul Biancardi (analyst) on the call. Additionally, fans can listen to the game on 98.7 The Fan with Jim Lighthall and Todd Kalas (play-by-play) calling the action.

THE COACH

Head coach Stan Heath is in his 26th season of coaching, 12th as a head coach and sixth at USF. He has posted a 195-185 overall record and is 83-108 at USF. Heath has made four NCAA appearances (2002-Kent State, 2006 and 2007- Arkansas, 2012 - USF) and one NIT appearance in his 11-year career.

A SPECIAL SEASON

The Bulls are coming off a special 2011-12 season that saw the team make the NCAA Tournament for the first time since 1991-92 and pick up their first NCAA wins as they advanced to the Third Round after recording wins over California (First Round) and Temple (Second Round). USF tied the school record in wins with a 22-14 record and posted its best-ever finish in BIG EAST play with a 12-6 record for sixth place which secured a first round bye in the conference championship for the first time. Head coach Stan Heath also earned his first BIG EAST Coach of the Year award and the Bulls advanced to the BIG EAST quarterfinals for the first time in program history.

2012-13 ROSTER

#	Name	Pos.	Ht.	Wt.	Yr.	
0	Martino Brock	G	6-6	205	Jr.	Memphis, Tenn.   South Alabama   Maine Central Institutue Has started in 14 of the last 19 games at the 2-position
1	Musa Abdul-Aleem	G	6-5	221	So.	Atlanta, Ga.   Georgia Perimeter CC   W.D. Mohammed Missed seven outings due to a back injury but returned at Villanova (Feb. 9)
2	Victor Rudd	F	6-9	235	Jr.	Los Angeles, Calif.   Arizona State   Findlay Prep - Nev. Is averaging 16.8 points and 9.8 rebounds over the last four outings ... has had two double-doubles in the last four as well
3	Zach LeDay	Fr.	6-7	223	Fr.	The Colony, Texas   The Colony Has posted double-figures in 3 of the last 8 games ... led the team with 14 against No. 24 Marquette (Feb. 6)
5	Jawanza Poland	G	6-4	204	Sr.	Wichita, Kan.   Hutchinson CC - Kan.   Cowley CC   Wichita East Is averaging 9.1 points and 4.4 rebounds off the bench... has led the team in rebounding six times this season.
10	Mike McCloskey	G	6-0	170	Sr.	Orlando, Fla.   Lake Brantley HS Joined the team as a walk-on in 2011-12 ... was given a scholarship for the spring of 2013 ... majoring in special education
11	Anthony Collins	G	6-1	175	So.	Houston, Texas   Westbury Christian HS Averaging 6.3 assists per game ... reached 10+ assists in six games ... 15th in the NCAA in assists ... named to Cousy Watch List
15	Shemiye McLendon	G	6-3	217	Jr.	Vero Beach, Fla.   Hofstra   IMG Academy Transfer from Hofstra ... will sit out the 2012-13 season due to NCAA transfer rules
22	Shaun Noriega	G	6-4	197	Sr.	Sarasota, Fla.   North Port HS Has missed 19 games due to a stress fracture in his foot ... was averaging a personal-best 9.1 ppg
23	JaVonate Hawkins	G	6-5	202	Fr.	Flint, Mich. (Huntington Prep) Has reached double-digits in five of the last 13 outings, including a career-high 12 against Georgetown.
32	Toarlyn Fitzpatrick	F	6-8	243	Sr.	Tampa, Fla.   King HS Second on the team in scoring (10.0 ppg) and rebounding (5.1 rpg) ... has reached double-figures in 12 out of the last 23 outings
33	Kore White	F	6-8	241	Sr.	Fort Lauderdale, Fla.   FAU   Dillard Missed six games due to turf toe injury, returned vs. GTown ... is shooting 40.9 percent from the field
35	Jordan Omogbehin	C	7-3	334	RFr.	Lagos, Nigeria   Atlantic Shores Christian Academy Posted six points and six rebounds in 14 minutes against Bradley (Nov. 20).

USF AT #23/RV PITTSBURGH NOTES

Team

- USF had its fewest turnovers (nine) since eight against Notre Dame (Jan. 26)
- The Bulls had just one player in double figures for the second-straight game
- USF used its 15th different starting lineup of the season in Anthony Collins, Martino Brock, Victor Rudd, Toarlyn Fitzpatrick and Jordan Omogbehin.

Individual

- Victor Rudd reached double-figures for the second-straight game and the third time in the last four outings with a team-high 16 points
- Rudd also led the team in rebounding with seven ... he has led the team in rebounding for four-straight games and has led in both scoring and rebounding in three of the last four outings
- Rudd is now averaging 16.8 points and 9.8 rebounds over the last four games
- Mike McCloskey knocked one down from 3-point range for the second-straight game
- Jordan Omogbehin made second first BIG EAST start (also started at Marquette)

RUDD'S LAST FOUR

Junior Victor Rudd is once again making a late-season push as he has averaged 16.8 points and 9.8 rebounds over the last four outings. He's posted two of his six double-doubles this season during that those four games as well. He's led the team in rebounding in all four contests and in scoring in three of the four.

MIXING IT UP

Head coach Stan Heath has gone with 15 different line-ups over the Bulls' 27 games. The Oklahoma State game on Dec. 5 marked the first time that the Bulls used the same line-up for two-straight games. With USF losing Augustus Gilchrist, Ron Anderson Jr., and Hugh Robertson, Heath has rotated graduate transfer Kore White, freshman forward Zach LeDay and 7-3 freshman Jordan Omogbehin into the front court lineup.

FITZPATRICK SETS CAREER GP RECORD

At Villanova (Feb. 9) Senior Toarlyn Fitzpatrick became the USF program record holder for most games played at 124, passing Reggie Kohn (2000-03, 123 games). Fitzpatrick, who has now seen action in 128 games, also shares the single-season USF record of 36 games set during 2011-12.

FITZPATRICK LEAVING HIS MARK

Not only is senior Toarlyn Fitzpatrick the USF career games played record holder, but the Tampa native is also either in the top 10 or nearing the top 10 in the following categories. Fitz currently ranks seventh all time in career blocks (106). He is four made 3-pointers away (103) from No. 10 all-time (107-James Holmes, 2003-05) and is 17 rebounds away from No. 10 all-time (664 - Doug Wallace, 1984-87). **He would become the first Bull in program history to rank in the career top 10 for both 3-point FG made and rebounds.**

AP POLL (FEB. 25)

- Indiana (64)
- Gonzaga (1)
- Duke
- Michigan
- Miami
- Kansas
- Georgetown**
- Florida
- Michigan State
- Louisville**
- Arizona
- Syracuse**
- Kansas State
- New Mexico
- Oklahoma State**
- Ohio State
- Wisconsin
- Wisconsin
- Saint Louis
- Memphis
- Butler
- Notre Dame**
- Marquette**
- Pittsburgh**
- Oregon
- Louisiana Tech

ESPN/USA TODAY (FEB. 25)

- Indiana (28)
- Gonzaga (3)
- Duke
- Michigan
- Kansas
- Florida
- Miami
- Georgetown**
- Louisville**
- Michigan State
- Arizona
- Syracuse**
- Kansas State
- New Mexico
- Ohio State
- Wisconsin
- Memphis
- Oklahoma State**
- Saint Louis
- Notre Dame**
- Butler
- Marquette**
- Saint Mary's
- Akron
- VCU

BIG EAST PRESEASON POLL

	Pts.
1. Louisville (14)	196
2. Syracuse	175
3. Notre Dame (1)	166
4. Cincinnati	152
5. Georgetown	136
6. Pittsburgh	132
7. Marquette	121
<b>8. USF</b>	<b>96</b>
9. Connecticut	83
10. St. John's	73
11. Rutgers	63
12. Villanova	61
13. DePaul	48
14. Seton Hall	42
15. Providence	31

First-place votes in parentheses

PRESEASON HONORS

BIG EAST PLAYER OF THE YEAR

Peyton Siva, Louisville, G, Sr.

BIG EAST ROOKIE OF THE YEAR

Steven Adams, Pittsburgh, C, Fr.

Preseason All-BIG EAST First Team

- Sean Kilpatrick, G, Cincinnati
- Otto Porter, F, Georgetown
- Gorgui Dieng, C, Louisville
- Jack Cooley, F, Notre Dame
- Vincent Council, G, Providence

Preseason All-BIG EAST Second Team

- Shabazz Napier, G, Connecticut
- Cleveland Melvin, F, DePaul
- D'Angelo Harrison, G, St. John's
- Anthony Collins, G, USF**
- Brandon Triche, G, Syracuse

Preseason All-BIG EAST Honorable Mention

- Chane Behanan, F, Louisville
- Jerian Grant, G, Notre Dame
- Tray Woodall, G, Pittsburgh
- C.J. Fair, F, Syracuse

**2012-13 USF Men's Basketball**  
**USF Combined Team Statistics (as of Feb 27, 2013)**  
**All games**

<b>RECORD:</b>	<b>OVERALL</b>	<b>HOME</b>	<b>AWAY</b>	<b>NEUTRAL</b>
ALL GAMES	10-17	8-8	2-9	0-0
CONFERENCE	1-14	1-6	0-8	0-0
NON-CONFERENCE	9-3	7-2	2-1	0-0

##	Player	gp-gs	min	avg	Total		3-Point		F-Throw		Rebounds				pf	dq	a	to	blk	stl	pts	avg
					fg-fga	fg%	3fg-fga	3fg%	ft-fa	ft%	off	def	tot	avg								
02	RUDD, Victor	26-25	862	33.2	109-283	.385	30-114	.263	55-81	.679	41	143	184	7.1	52	1	28	45	13	19	303	11.7
32	FITZPATRICK, Toarlyn	27-27	923	34.2	98-262	.374	47-150	.313	28-40	.700	42	96	138	5.1	76	2	25	37	21	23	271	10.0
05	POLAND, Jawanza	27-8	624	23.1	87-210	.414	28-88	.318	43-59	.729	33	85	118	4.4	39	0	16	38	7	30	245	9.1
11	COLLINS, Anthony	26-26	920	35.4	77-196	.393	9-23	.391	64-82	.780	7	52	59	2.3	52	0	163	69	3	36	227	8.7
22	NORIEGA, Shaun	8-4	166	20.8	23-58	.397	13-38	.342	8-10	.800	2	1	3	0.4	10	0	6	9	2	3	67	8.4
23	HAWKINS, JaVontae	22-10	351	16.0	40-94	.426	8-29	.276	25-32	.781	18	21	39	1.8	32	0	10	23	3	7	113	5.1
00	BROCK, Martino	27-16	641	23.7	44-125	.352	7-30	.233	32-56	.571	33	60	93	3.4	38	0	30	22	7	23	127	4.7
03	LeDAY, Zach	27-5	414	15.3	29-79	.367	5-16	.313	45-61	.738	26	29	55	2.0	54	1	5	13	9	8	108	4.0
01	ABDUL-ALEEM, Musa	9-0	93	10.3	9-37	.243	7-18	.389	5-7	.714	4	9	13	1.4	8	0	3	3	3	2	30	3.3
33	WHITE, Kore	21-11	324	15.4	27-66	.409	7-17	.412	4-8	.500	26	33	59	2.8	30	1	10	17	12	11	65	3.1
35	OMOGBEHIN, Jordan	21-3	133	6.3	8-17	.471	0-0	.000	0-10	.000	11	15	26	1.2	26	0	0	8	5	1	16	0.8
10	McCLOSKEY, Mike	12-0	49	4.1	2-7	.286	2-6	.333	1-2	.500	0	2	2	0.2	5	0	5	3	0	2	7	0.6
04	DAKKAK, Mike	1-0	1	1.0	0-0	.000	0-0	.000	0-0	.000	0	0	0	0.0	0	0	0	0	0	0	0	0.0
Team											34	50	84				12					
Total.....		27	5501		553-1434	.386	163-529	.308	310-448	.692	277	596	873	32.3	422	5	301	299	85	165	1579	58.5
Opponents.....		27	5500		614-1454	.422	149-485	.307	320-448	.714	316	674	990	36.7	440	-	348	320	115	136	1697	62.9

TEAM STATISTICS	USF	OPP	Date	Opponent	Score	Att.	
SCORING	1579	1697	11/10/12	UCF	L	56-74	7717
Points per game	58.5	62.9	11/16/12	MARYLAND EASTERN SHO	w	78-59	3931
Scoring margin	-4.4	-	11/17/12	LOYOLA-CHICAGO	w	68-50	4014
FIELD GOALS-ATT	553-1434	614-1454	11/18/12	WESTERN MICHIGAN	L	53-58	3612
Field goal pct	.386	.422	11/20/12	BRAD	w	82-63	4768
3 POINT FG-ATT	163-529	149-485	11/26/12	at Stetson	w	63-54	1063
3-point FG pct	.308	.307	11/30/12	GEORGIA	w	64-53	5167
3-pt FG made per game	6.0	5.5	12-05-12	at Oklahoma State	L	49-61	8978
FREE THROWS-ATT	310-448	320-448	12/18/12	YSU	w	72-54	3680
Free throw pct	.692	.714	12/21/12	BOWLING GREEN	Wo3	87-84	4008
F-Throws made per game	11.5	11.9	12/29/12	MASON	w	61-57	4856
REBOUNDS	873	990	1/2/13	at UCF	w	65-56	4904
Rebounds per game	32.3	36.7	* 1/6/13	SYR	L	44-55	10024
Rebounding margin	-4.3	-	* 1/9/13	VILLANOVA	L	53-61	5014
ASSISTS	301	348	* 1/12/13	at LOUISVILLE	L	38-64	21903
Assists per game	11.1	12.9	* 1/17/13	at Rutgers	L	67-70	4205
TURNOVERS	299	320	* 1/19/13	GEORGETOWN	w	61-58	6189
Turnovers per game	11.1	11.9	* 1/23/13	at Seton Hall	L	47-55	6327
Turnover margin	+0.8	-	* 1/26/13	NOTRE DAME	L	65-73	6373
Assist/turnover ratio	1.0	1.1	* 1/28/13	at Marquette	L	50-63	15136
STEALS	165	136	* 2/3/13	at UCONN	Lot	64-69	9205
Steals per game	6.1	5.0	* 2/6/13	MARQUETTE	L	47-70	5186
BLOCKS	85	115	* 02/09/13	at Villanova	L	40-68	6500
Blocks per game	3.1	4.3	* 2/13/13	PROVIDENCE	L	66-76	4519
ATTENDANCE	86426	96143	* 2/17/13	LOUISVILLE	L	41-59	7368
Home games-Avg/Game	16-5402	11-8740	* 02/20/13	at St. John's	L	54-69	5602
Neutral site-Avg/Game	-	0-0	* 02/27/13	at PITT	L	44-64	12320

Score by Periods	1st	2nd	OT	OT2	OT3	Totals
USF	719	822	22	7	9	1579
Opponents	780	877	27	7	6	1697

\* = Conference game

**2012-13 USF Men's Basketball**  
**USF Combined Team Statistics (as of Feb 27, 2013)**  
**Conference games**

<b>RECORD:</b>	<b>OVERALL</b>	<b>HOME</b>	<b>AWAY</b>	<b>NEUTRAL</b>
ALL GAMES	1-14	1-6	0-8	0-0
CONFERENCE	1-14	1-6	0-8	0-0
NON-CONFERENCE	0-0	0-0	0-0	0-0

##	Player	gp-gs	min	avg	Total		3-Point		F-Throw		Rebounds				pf	dq	a	to	blk	stl	pts	avg		
					fg-fga	fg%	3fg-fga	3fg%	ft-fa	ft%	off	def	tot	avg										
02	RUDD, Victor	14-13	459	32.8	60-155	.387	18-69	.261	30-43	.698	25	65	90	6.4	32	1	10	29	11	10	168	12.0		
32	FITZPATRICK, Toarlynn	15-15	496	33.1	49-146	.336	23-89	.258	10-15	.667	20	45	65	4.3	45	0	8	23	9	12	131	8.7		
11	COLLINS, Anthony	15-15	548	36.5	37-104	.356	7-16	.438	34-42	.810	7	25	32	2.1	32	0	77	42	1	14	115	7.7		
05	POLAND, Jawanza	15-3	341	22.7	40-113	.354	16-57	.281	16-23	.696	12	46	58	3.9	20	0	8	20	5	17	112	7.5		
23	HAWKINS, JaVontae	15-10	300	20.0	36-83	.434	8-25	.320	19-26	.731	17	16	33	2.2	24	0	6	17	3	6	99	6.6		
03	LeDAY, Zach	15-3	274	18.3	19-57	.333	5-15	.333	29-39	.744	17	16	33	2.2	35	1	2	7	6	8	72	4.8		
00	BROCK, Martino	15-10	355	23.7	22-70	.314	2-19	.105	13-26	.500	15	34	49	3.3	23	0	21	14	5	15	59	3.9		
33	WHITE, Kore	11-4	127	11.5	7-22	.318	0-6	.000	0-2	.000	9	11	20	1.8	16	1	3	7	5	5	14	1.3		
10	McCLOSKEY, Mike	6-0	28	4.7	2-6	.333	2-6	.333	0-0	.000	0	1	1	0.2	3	0	3	0	0	1	6	1.0		
01	ABDUL-ALEEM, Musa	4-0	26	6.5	1-11	.091	1-5	.200	0-1	.000	1	2	3	0.8	4	0	1	1	0	1	3	0.8		
35	OMOGBEHIN, Jordan	12-2	70	5.8	1-5	.200	0-0	.000	0-2	.000	4	6	10	0.8	16	0	0	3	3	0	2	0.2		
04	DAKKAK, Mike	1-0	1	1.0	0-0	.000	0-0	.000	0-0	.000	0	0	0	0.0	0	0	0	0	0	0	0	0.0		
Team											19	22	41											
Total.....		15	3025		274-772	.355	82-307	.267	151-219	.689	146	289	435	29.0	250	3	139	175	48	89	781	52.1		
Opponents.....		15	3025		347-769	.451	80-251	.319	200-272	.735	174	383	557	37.1	231	-	205	176	64	84	974	64.9		



TEAM STATISTICS	USF	OPP	Date	Opponent	Score	Att.
SCORING	781	974	* 1/6/13	SYR	L 44-55	10024
Points per game	52.1	64.9	* 1/9/13	VILLANOVA	L 53-61	5014
Scoring margin	-12.9	-	* 1/12/13	at LOUISVILLE	L 38-64	21903
FIELD GOALS-ATT	274-772	347-769	* 1/17/13	at Rutgers	L 67-70	4205
Field goal pct	.355	.451	* 1/19/13	GEORGETOWN	w 61-58	6189
3 POINT FG-ATT	82-307	80-251	* 1/23/13	at Seton Hall	L 47-55	6327
3-point FG pct	.267	.319	* 1/26/13	NOTRE DAME	L 65-73	6373
3-pt FG made per game	5.5	5.3	* 1/28/13	at Marquette	L 50-63	15136
FREE THROWS-ATT	151-219	200-272	* 2/3/13	at UCONN	Lot 64-69	9205
Free throw pct	.689	.735	* 2/6/13	MARQUETTE	L 47-70	5186
F-Throws made per game	10.1	13.3	* 02/09/13	at Villanova	L 40-68	6500
REBOUNDS	435	557	* 2/13/13	PROVIDENCE	L 66-76	4519
Rebounds per game	29.0	37.1	* 2/17/13	LOUISVILLE	L 41-59	7368
Rebounding margin	-8.1	-	* 02/20/13	at St. John's	L 54-69	5602
ASSISTS	139	205	* 02/27/13	at PITT	L 44-64	12320
Assists per game	9.3	13.7				
TURNOVERS	175	176	* = Conference game			
Turnovers per game	11.7	11.7				
Turnover margin	+0.1	-				
Assist/turnover ratio	0.8	1.2				
STEALS	89	84				
Steals per game	5.9	5.6				
BLOCKS	48	64				
Blocks per game	3.2	4.3				
ATTENDANCE	44673	81198				
Home games-Avg/Game	7-6382	8-10150				
Neutral site-Avg/Game	-	0-0				

Score by Periods	1st	2nd	OT	Totals
USF	353	416	12	781
Opponents	454	503	17	974

**2012-13 USF Men's Basketball**  
**USF Team Game-by-Game Comparison (as of Mar 01, 2013)**  
**All games**

Opponent	1st	2nd	Score	Mar	Total FG	FG Pct	3-Pointers	3FG Pct	Free Throws	FT Pct	Rebounds	Assist	T/Over	Block	Steal	Fouls
UCF	24/40	32/34	56-74	(18)	20-55/26-52	.364/.500	5-14/5-12	.357/.417	11-17/17-31	.647/.548	26/45 (19)	8/12	11/16	2/4	7/5	23/14
MARYLAND EASTERN SHO	34/23	44/36	78-59	+19	30-66/18-55	.455/.327	7-19/4-17	.368/.235	11-15/19-22	.733/.864	45/33 +12	17/12	10/13	4/3	6/4	17/16
LOYOLA-CHICAGO	38/21	30/29	68-50	+18	24-48/21-57	.500/.368	7-16/6-21	.438/.286	13-18/2-5	.722/.400	32/32 -	15/13	11/15	1/2	7/3	10/18
WESTERN MICHIGAN	36/34	17/24	53-58	(5)	17-46/21-54	.370/.389	7-20/8-21	.350/.381	12-15/8-10	.800/.800	27/38 (11)	13/13	8/9	3/2	5/3	13/19
BRAD Stetson	43/26	39/37	82-63	+19	28-54/22-62	.519/.355	8-18/3-15	.444/.200	18-23/16-23	.783/.696	42/32 +10	21/11	18/13	3/3	8/11	18/20
GEORGIA	28/27	35/27	63-54	+9	24-57/19-50	.421/.380	5-20/7-24	.250/.292	10-18/9-14	.556/.643	41/31 +10	11/14	8/9	2/3	4/3	10/16
Oklahoma State	27/22	37/31	64-53	+11	20-42/20-49	.476/.408	8-18/6-19	.444/.316	16-23/7-9	.696/.778	28/27 +1	12/11	8/9	5/4	6/2	9/16
YSU	19/24	30/37	49-61	(12)	17-50/22-55	.340/.400	5-20/5-16	.250/.313	10-14/12-14	.714/.857	28/41 (13)	9/9	9/10	3/6	8/4	16/15
BOWLING GREEN	33/33	39/21	72-54	+18	26-59/21-64	.441/.328	8-19/8-22	.421/.364	12-17/4-8	.706/.500	45/35 +10	14/13	10/11	3/6	5/4	12/16
MASON	34/27	27/34	87-84	+3	32-80/33-76	.400/.434	7-20/11-30	.350/.367	16-24/7-11	.667/.636	52/47 +5	15/15	10/14	7/10	8/2	12/20
UCF	22/22	39/35	61-57	+4	19-49/22-60	.388/.367	7-17/2-15	.412/.133	16-27/11-13	.593/.846	37/37 -	12/8	15/16	4/5	7/7	17/24
SYR	28/27	37/29	65-56	+9	22-56/22-51	.393/.431	7-21/4-22	.333/.182	14-18/8-16	.778/.500	35/35 -	15/12	6/9	0/3	5/4	15/15
VILLANOVA	23/30	21/25	44-55	(11)	16-40/23-63	.400/.365	6-22/4-17	.273/.235	6-10/5-9	.600/.556	26/43 (17)	10/12	17/10	7/5	7/11	14/12
LOUISVILLE	20/34	33/27	53-61	(8)	18-50/23-55	.360/.418	6-20/4-18	.300/.222	11-15/11-20	.733/.550	32/42 (10)	7/14	11/12	4/6	6/3	19/19
Rutgers	15/38	23/26	38-64	(26)	12-45/23-60	.267/.383	3-17/3-18	.176/.167	11-21/15-17	.524/.882	24/49 (25)	4/6	17/15	3/4	6/12	16/17
GEORGETOWN	30/27	37/43	67-70	(3)	26-52/28-59	.500/.475	7-18/6-18	.389/.333	8-11/8-10	.727/.800	28/32 (4)	14/13	9/6	1/2	2/3	11/13
Seton Hall	23/31	38/27	61-58	+3	20-51/22-45	.392/.489	8-27/7-18	.296/.389	13-16/7-10	.813/.700	23/34 (11)	12/15	5/15	2/0	8/3	15/16
NOTRE DAME	22/29	25/26	47-55	(8)	19-56/21-40	.339/.525	3-19/5-13	.158/.385	6-6/8-11	1000/.727	22/35 (13)	12/10	6/17	2/2	11/3	10/13
Marquette	35/28	30/45	65-73	(8)	24-49/27-50	.490/.540	6-21/9-19	.286/.474	11-14/10-11	.786/.909	17/34 (17)	13/16	7/13	3/3	9/2	13/17
UCONN	24/28	26/35	50-63	(13)	15-55/27-49	.273/.551	8-19/2-15	.421/.133	12-13/7-13	.923/.538	30/34 (4)	10/15	13/14	4/8	9/6	17/15
MARQUETTE	27/15	25/37	64-69	(5)	22-63/17-57	.349/.298	6-27/9-27	.222/.333	14-17/26-33	.824/.788	43/41 +2	7/11	14/10	4/6	7/9	20/14
Villanova	16/39	31/31	47-70	(23)	17-49/23-51	.347/.451	4-20/6-17	.200/.353	9-13/18-21	.692/.857	32/31 +1	8/13	19/13	4/3	5/5	20/16
PROVIDENCE	16/39	24/29	40-68	(28)	11-47/22-42	.234/.524	1-17/7-13	.059/.538	17-26/17-28	.654/.607	28/39 (11)	3/11	10/13	0/2	5/5	20/23
LOUISVILLE	36/25	30/51	66-76	(10)	25-58/25-49	.431/.510	7-19/5-14	.368/.357	9-14/21-25	.643/.840	34/28 +6	15/22	11/6	2/5	1/7	20/14
St. John's	24/32	17/27	41-59	(18)	13-53/22-48	.245/.458	5-20/2-13	.250/.154	10-13/13-17	.769/.765	34/36 (2)	7/15	16/14	6/8	5/10	15/15
PITT	17/33	37/36	54-69	(15)	21-57/24-53	.368/.453	9-28/6-18	.321/.333	3-12/15-20	.250/.750	37/37 -	11/19	11/8	1/4	4/4	20/12
	25/26	19/38	44-64	(20)	15-47/20-48	.319/.417	3-13/5-13	.231/.385	11-18/19-27	.611/.704	25/42 (17)	6/13	9/10	5/6	4/1	20/15

Note: Game totals are displayed in the format TEAM/OPPONENT for each category

			
STATS		STATS	
10-17	W-L	11-17	
58.5	PPG	72.5	
62.9	PPG Def.	74.7	
-4.4	Scoring +/-	-2.1	
38.6%	FG%	43.3%	
42.2%	FG% Def.	45.8%	
30.8%	3FG%	30.1%	
30.7%	3FG% Def.	35.6%	
6.0	3FGM/gm	4.9	
5.5	3FG Against	5.3	
69.2%	FT%	70.0%	
32.3	RPG	35.6	
36.7	Reb. Def.	38.6	
-4.3	Reb. +/-	-3.0	
11.1	A/gm	14.0	
11.1	TO/gm	14.4	
11.9	Opp TO/gm	16.0	
+0.8	TO margin	+1.5	
3.1	Blocks/gm	4.3	
6.1	Steals/gm	8.5	

**BIG EAST ONLY**

STATS		STATS	
1-14	W-L	2-13	
52.1	PPG	70.7	
64.9	PPG Def.	81.7	
-12.9	Scoring +/-	-11.1	
35.5%	FG%	41.8%	
45.1%	FG% Def.	49.8%	
26.7%	3FG%	30.0%	
31.9%	3FG% Def.	40.9%	
5.5	3FGM/gm	5.0	
5.3	3FG Against	5.7	
68.9%	FT%	72.0%	
29.0	RPG	33.2	
37.1	Reb. Def.	39.6	
-8.1	Reb. +/-	-6.4	
9.3	A/gm	13.7	
11.7	TO/gm	13.7	
11.7	Opp TO/gm	14.7	
+0.1	TO margin	+0.9	
3.2	Blocks/gm	3.6	
5.9	Steals/gm	7.6	

**COLLINS CLOSING IN ON RECORDS**

Sophomore Anthony Collins is also quickly making his way up the record book charts as he is just four assists away (324) from cracking the USF top 10 list (10. 328, Dominique Jones, 2007-10). Additionally, the sophomore recently passed his own single-season mark from his freshman campaign with 163 assists this season, good for seventh all-time. In his first year Collins notched 161 assists over 31 games which ranks tied for eighth on the single-season list. He is the second Bull to have two seasons rank in the top 10 in program history.

**USF SINGLE-SEASON ASSISTS**

1. Reggie Kohn	2001-02	220
2. Chucky Atkins	1994-95	196
Arthur Caldwell	1986-87	196
4. Reggie Kohn	2002-03	180
5. Tommy Tonelli	1984-85	179
6. Lewis Card	1982-83	170
7. <b>Anthony Collins</b>	<b>2012-13</b>	<b>163</b>
8. <b>Anthony Collins</b>	<b>2011-12</b>	<b>161</b>
Brian Swift	2004-05	161
10. Marvin Taylor	1989-90	154

**CLOSE GAMES**

The Bulls' 15 BIG EAST games have featured some exciting contests as seven have been decided by 10 points or less and three have been within five points, including a 64-69 overtime loss at Connecticut.

**REBOUNDING RUDD**

During the offseason, Victor Rudd made an effort to improve his rebounding game and has done just that this season leading the team with 7.1 per game. He's posted five double-digit rebounding efforts this season and has pulled down at least seven in 13 of the 27 games so far this year. **In Rudd's six double-digit rebounding efforts this season, he's also added at least 10 points for a double double.**

**FRESHMAN CONTRIBUTIONS**

USF's pair of true freshman, Zach LeDay and JaVontae Hawkins, have quickly acclimated to playing in the BIG EAST. Hawkins has the Bulls' best shooting percentage in league action (43.4 percent, 36-of-83) while both have seen increases in their minutes, scoring and rebounding. **The Bulls leading scorer in four of the last nine outings has been either Hawkins or LeDay.**

Zach LeDay - The Colony, Texas

Freshman forward Zach LeDay has reached double-figure scoring in three of the last five games and had his official coming out party against No. 24/23 Notre Dame as he scored a career-and -team high 17 points behind 5-of-10 shooting from the field and a perfect 6-of-6 from the charity stripe. The Colony, Texas native added two steals and helped hold Notre Dame's Jack Cooley to a season-low six points. He added 10 points at No. 25 Marquette (Jan. 28) and led the Bulls with 14 when facing the Golden Eagles at home (Feb. 6). **He's pulled down 14 offensive rebounds over the last eight outings as well.**

JaVontae Hawkins - Flint, Mich.

Freshman JaVontae Hawkins has started 10 of the last 11 outings and reached double figures in five of those contests including a career-high 14 at Marquette. **Additionally, over the last 11 games he is shooting 43.8 percent from the field (28-of-64).**

**FROM THE FT LINE**

Individually, sophomore Anthony Collins has made 25 his last 28 dating back to the game at Rutgers (Jan. 17), Zach LeDay has connected on 19 of 24 through the last eight games and JaVontae Hawkins has hit 16 of his last 19.

**GETTING STOPS**

USF's defense has come up in a big way the last 11 games, forcing nine teams to 10 or more turnovers. The Hoyas recorded 16 while USF made the Pirates turn the ball over a season-high 17 times. The 17 turnovers are the most by an opponent since Pitt had 17 on Feb. 8, 2012. Notre Dame posted 13 while Marquette had 14.

**3-PT D**

The Bulls 3-point defense has been stifling to say the least this season as they are currently 45th in the NCAA (as of Feb. 28) in 3-point FG defense allowing opponents to shoot just 30.7 percent per game from long distance. Additionally, seven of the Bulls' last 16 opponents have all shot below 25 percent from outside the arc.

**HEATH CLOSING IN ON 200**

Bulls head coach Stan Heath is nearing his 200th career win. He currently stands at 195-185 in 12 seasons as a head coach. Heath has reached 20 wins five times and advanced to the NCAA tournament four times (2002, 2006, 2007, 2012).

**NOT AT FULL STRENGTH**

Injuries have been a factor for the Bulls through 27 games as USF has yet to play at full strength. Sophomore guard Musa Abdul-Aleem missed the first seven outings due to an aggravated foot injury as well as sitting out 11 of the last 12 due to a back injury. Sophomore Anthony Collins played limited minutes for the first seven games and was sidelined against Stetson due to a calf injury. Senior Shaun Noriega has missed the last 19 games due to a foot injury and senior Kore White missed six games also with a foot injury before returning against Georgetown. Additionally, freshman JaVontae Hawkins was out for five games with a back injury. Victor Rudd missed the game at Villanova due to a groin injury.

**LATEST NCAA STATS - FEB. 28**

The Bulls are 23rd nationally in turnovers per game at 11.1, 37th in fouls per game (15.6), 45th in 3-point FG defense (30.7 percent), and 82nd in scoring defense holding opponents to 62.9 ppg. Additionally, Anthony Collins is 15th in assists (6.4) and 39th in assist-to-turnover ratio (2.36).

**3-PT FG OFFENSE AND DEFENSE**

The Bulls are currently fifth in the league in 3-point FG percentage defense holding teams to 30.5 percent from long distance in the latest Big East stats. On the offensive end, USF is 12th in 3-point FG percentage, shooting 31.0 percent from beyond the arc.

**TAKING CARE OF THE BALL**

The Bulls have posted 11 or less turnovers in 19 of 27 games this season. Over 12 of the last 2 games, USF has posted 10 or less turnovers while also accomplishing the feat in 14 out of the last 24 games. **The Bulls currently rank 23rd nationally in turnovers per game at 11.1 (as of NCAA statistics through Feb. 28).** The Bulls only had 11 games all of last season with 11 turnovers or less.

**PRONUNCIATIONS**

MUSA Abdul-Aleem \_\_\_\_\_ MOOSE-ah  
 TOARLYN Fitzpatrick \_\_\_\_\_ TORE-lynn  
 JAVONTAE Hawkins \_\_\_\_\_ jah-VON-tay  
 Scott HEBERT \_\_\_\_\_ hey-BEAR  
 SHEMIYE McLendon \_\_\_\_\_ sheh-MY-a  
 Jordan OMOGBEHIN \_\_\_\_\_ OH-mog-bain  
 JAWANZA Poland \_\_\_\_\_ jah-WAN-zuh  
 KORE White \_\_\_\_\_ COREY

**CLASS BREAKDOWN**

**Total Players:** 13  
**Seniors (5):** Fitzpatrick, McCloskey, Noriega, Poland, White

**Juniors (3):** Brock, Rudd, McLendon  
**Sophomores (2):** Abdul-Aleem, Collins  
**Freshmen (3):** LeDay, Hawkins, Omogbehin

**GEOGRAPHIC BREAKDOWN**

**California (1):** Victor Rudd  
**Georgia (1):** Musa Abdul-Aleem  
**Florida (5):** Toarlynn Fitzpatrick, Shaun Noriega, Mike McCloskey, Shemiye McLendon, Kore White  
**Kansas (1):** Jawanza Poland  
**Michigan (1):** Javontae Hawkins  
**Nigeria (1):** Jordan Omogbehin  
**Tennessee (1):** Martino Brock  
**Texas (2):** Anthony Collins, Zach LeDay

**WE ARE USF**

When referring to the University please be aware of the following policy regarding usage. First references to the school and its intercollegiate athletics program should always be the University of South Florida. The only secondary reference used should be USF or Bulls. Please refrain from using South Florida, S. Florida, South Fla. or any other similar combination.

**DROP THE JR.**

Please note that Victor Rudd is no longer going by Victor Rudd, Jr., as he did during the 2011-12 season.

**ATTENDANCE IS UP**

Following the renovations to the new Sun Dome - the Bulls have seen a big jump in home game attendance, averaging 5,402 per game over 16 home contests. USF saw its largest crowd since 2001 when it hosted No. 7/7 Syracuse (Jan. 6) as 10,024 USF fans came to the Dome. Last year the Bulls averaged 3,849 per home game while two years ago 4,230 came to the Dome. **If you look at the attendance through 16 games a year ago, the Bulls are up 40.3 percent in attendance totals (averaged 3,849 through 16 games in 2011-12).**

**CLUTCH FROM THE FT LINE**

The Bulls have been nothing but clutch from the free throw line during the final two minutes of close games. The Bulls went 18-of-18 from the FT line during wins over George Mason and at UCF after going a combined 12-of-26 outside of the final two minutes. **Additionally, over the last 17 outings, the Bulls are shooting 83.3 percent (40-48) during the final two minutes.**

**ACCOUNTABLE COLLINS**

Anthony Collins was responsible for 14 of the Bulls 22 field goals and 32 of their 65 points at UCF after scoring 16 points and dishing out 10 assists. Additionally, in the 25 games the sophomore has played this season, **he has been accountable for 45.3 percent of USF's field goals (240 of 529 and in all games he's accounted for 43.3 percent of the Bulls' scoring (240-of-553)).**

**DISHING IT OUT**

Sophomore Anthony Collins continued his already stellar USF career against the Providence Friars he recorded his sixth 10+ assist game. So far this season, he has 163 assists over 26 games. Collins already has 324 assists on his career and has posted at least six assists 33 times in 57 career games. **Collins is currently 15th nationally in assists per game at 6.3. He is also 39th in assist to turnover ratio at 2.36 (as of NCAA stats on Feb. 28).**

**STAYING UNDER 60**

The USF defense has continued to be a selling point this season as 12 of the Bulls' 27 opponents have been held under 60 points and an additional six only reaching 61 in regulation. **USF has now held 24 of their last 40 opponents to 60 or less (dating back to 2011-12).** Additionally, 40 out of the Bulls' last 63 opponents have not been able to post more than 60 points. USF has gone 26-12 in those games. **Only nine USF opponents have scored more than 63 points in regulation this season -** Bowling Green scored 84 in triple overtime but only reached 61 in regulation and Connecticut scored 69 but only reached 52 in two periods.

**DOUBLE-DOUBLES**

Despite not being cleared until game day against UCF, Anthony Collins and Victor Rudd overcame both of their injuries suffered during the George Mason game and each posted double-doubles against the Knights. Collins scored 16 and added 10 assists for his second of the season while Rudd posted his third with 13 points and 11 rebounds. It is the first time since Nov. 26, 2011 vs. FAU that two Bulls have posted a double-double in a game and just the second time since Dec. 18, 2010.

**RUDD RECOGNIZED NATIONALLY**

After a career-week where he averaged 22.5 points and 11.5 rebounds in two USF wins, junior Victor Rudd was named the USBWA Oscar Robertson National Player of the Week and the BIG EAST Player of the Week (Dec. 23). Rudd posted 16 points and career-high 16 rebounds against Youngstown State and followed that up with 29 points and seven rebounds vs. BGSU including two game-tying 3-pointers and the go-ahead basket in triple OT. It is the first national player of the week honor for the Bulls in the four years that the USBWA has selected one and its the first BIG EAST player of the week selection since Dominique Jones in 2010.

**TALK ABOUT CLUTCH**

While Victor Rudd's 29 points surely jump off the box score, it was his choice shot selection that will be remembered from the Bulls thrilling triple-OT win over Bowling Green. With four seconds left in regulation, Rudd knocked down a 3-pointer to tie the game at 61. Then in the second overtime period with the Bulls down 3, he knocked down another from long distance with 28 seconds left to send the game to a third OT. Following a huge block by Martino Brock with 18 seconds left, Rudd hit a lay-in to tie the game, was fouled and knocked down the ensuing free throw to give the Bulls the final lead.

**USF'S RECORD WHEN**

Controlling the tip \_\_\_\_\_ 8-4  
 Scoring first \_\_\_\_\_ 6-7  
 Leading at halftime \_\_\_\_\_ 7-5  
 Trailing at halftime \_\_\_\_\_ 1-12  
 Tied at halftime \_\_\_\_\_ 2-0  
 Leading with 5:00 left \_\_\_\_\_ 8-1  
 Trailing with 5:00 left \_\_\_\_\_ 1-16  
 Tied with 5:00 left \_\_\_\_\_ 1-0  
 Overtime: \_\_\_\_\_ 1-1  
 USF shoots 50% or better from field \_\_\_\_\_ 2-1  
 USF shoots 40-49% from field \_\_\_\_\_ 5-3  
 USF shoots under 40% from field \_\_\_\_\_ 3-13  
 Opp. shoots 50% or better from field \_\_\_\_\_ 0-6  
 Opp. shoots 40-49% from field \_\_\_\_\_ 5-7  
 Opp. shoots under 40% from field \_\_\_\_\_ 5-4  
 USF shoots better than opponent \_\_\_\_\_ 7-3  
 Opp. shoots better than USF \_\_\_\_\_ 3-14  
 USF shoots 50% or better from 3 \_\_\_\_\_ 0-0  
 USF shoots 40-49% from 3 \_\_\_\_\_ 5-1  
 USF shoots less than 40% from 3 \_\_\_\_\_ 5-16  
 USF shoots better than opp. from 3 \_\_\_\_\_ 7-7  
 USF shoots 70% or better from the line \_\_\_\_\_ 6-9  
 USF shoots less than 70% from the line \_\_\_\_\_ 4-8  
 USF outrebounds opponent \_\_\_\_\_ 6-3  
 Opp. outrebounds USF \_\_\_\_\_ 1-13  
 Tied in rebounds \_\_\_\_\_ 3-1  
 USF commits less than 15 turnovers \_\_\_\_\_ 8-13  
 USF commits 15 or more turnovers \_\_\_\_\_ 2-4  
 USF commits less turnovers than opp.: \_\_\_\_\_ 9-9  
 USF commits more turnovers than opp.: \_\_\_\_\_ 1-8  
 Tied in turnovers: \_\_\_\_\_ 0-0  
 USF scores 59 points or less: \_\_\_\_\_ 0-12  
 USF scores between 60-69 points: \_\_\_\_\_ 6-9  
 USF scores between 70-79 points: \_\_\_\_\_ 2-0  
 USF scores between 80-89 points: \_\_\_\_\_ 2-0  
 USF scores between 90-99 points: \_\_\_\_\_ 0-0  
 USF scores 100 or more points: \_\_\_\_\_ 0-0  
 Two or less Bulls score in double figures: 3-10  
 Three Bulls score in double figures: \_\_\_\_\_ 6-4  
 Four or more Bulls in double figures: \_\_\_\_\_ 4-2  
 Playing on Saturday: \_\_\_\_\_ 3-4  
 Playing on Sunday: \_\_\_\_\_ 0-4  
 Playing on Monday: \_\_\_\_\_ 1-1  
 Playing on Tuesday: \_\_\_\_\_ 2-0  
 Playing on Wednesday: \_\_\_\_\_ 1-7  
 Playing on Thursday: \_\_\_\_\_ 0-1  
 Playing on Friday: \_\_\_\_\_ 3-0  
 Playing during the afternoon: \_\_\_\_\_ 0-7  
 On television: \_\_\_\_\_ 4-17  
 Games decided by three points or less: \_\_\_\_\_ 2-1  
 Games decided by four to 10 points: \_\_\_\_\_ 3-6  
 Games decided by 11-20 points: \_\_\_\_\_ 5-7  
 Games decided by more than 20 points \_\_\_\_\_ 0-3

**SCORING DEPTH**

The Bulls have had many options when it comes to point production this year as they have two players averaging double-figures through 25 games in Victor Rudd (11.2) and Toarlyn Fitzpatrick (10.4). USF has had **nine different leading scorers in their 25 games**.

**BULLS FINISH NON-CONF AT 9-3**

With their win at UCF, the Bulls finished non-conference play at 9-3, their best record since a 10-2 mark during the 2009-10 season. The Bulls went 7-6 a year ago and 6-7 in 2010-11. Additionally the Bulls had two non-conference road wins (at Stetson and at UCF).

**COUSY WATCH LIST**

Sophomore Anthony Collins' performance on the court has not gone unnoticed nationally as he was named to the 2013 Bob Cousy Point Guard of the Year Award Watch List, given out by the Naismith Memorial Basketball Hall of Fame. Out of the 85 named to the initial watch list, 18 were sophomores and he was one of six from the BIG EAST.

**BROCK'S BIG NIGHT**

Junior guard Martino Brock easily had his best game as a Bull against Bowling Green as he set or tied season-highs in every statistical category. Brock posted 18 points on 6-of-9 shooting from the field including a 2-of-2 mark from long distance and added seven rebounds. **Additionally, he played a career-high 52 minutes with zero turnovers.**

**BACK-TO-BACK-TO-BACK**

After posting a career-high 12 assists against Western Michigan (Nov. 18), sophomore PG Anthony Collins dished out 10 vs. Bradley (Nov. 20) and 10 vs. Georgia (Nov. 30). He is the first Bull since Chris Howard in 2009 to have back-to-back games with 10+ assists (11 vs. WVU, 3/1/09; 10 vs. Cincy, 3/3/09).

**COLLINS HONORED**

Sophomore point guard Anthony Collins was named to the BIG EAST weekly honor roll (Dec. 3) after posting a double-double with 17 points and 10 assists vs. Georgia (Nov. 30).

**BETTER EACH YEAR**

Senior forward Toarlyn Fitzpatrick has continually improved each year under Stan Heath and his senior season is no different. Take a look at Fitzpatrick's numbers year by year:

STAT	10-11	11-12	12-13
PPG	4.3	8.0	10.0
RPG	4.1	6.4	5.1
Min/gm	14.2	25.5	34.2

**PUTTIN' UP THE POINTS**

The Bulls' 87 points against Bowling Green were their most since 99 vs. Providence (2/27/10) and marked just the 12th time in the last 76 games that the Bulls have cracked 75 points. The Bulls are 10-2 over those 12 games. It also marked the first time since the 2009-10 season that USF has posted 80 or more points in two games. Additionally, USF's 32 made FGs against BGSU (12/21/12) were its most since 33 against FAMU on Dec. 11, 2011.

**SHINING WHITE**

Senior transfer Kore White showed USF fans what he was capable of against Loyola-Chicago (Nov. 17) as he went 6-of-9 from the field for a game-high 15 points. White, who is a 6-8 forward, also knocked down three from long distance, setting a career high. So far this season, he's reached double-figures twice.

**BACK-TO-BACK**

Against UMES and Loyola-Chicago, USF posted back-to-back 18+point wins for the first time since 2009 when it beat Kent State (76-54) and FAU (78-58) on Nov. 25 and Nov. 27.

**SOLID AT THE WING**

An area where the Bulls have depth at this year is the 2-3 position as USF is stacked with student-athletes for those spots. The Bulls return seniors **Jawanza Poland** and **Shaun Noriega**, and add in junior transfer **Martino Brock**, sophomore transfer **Musa Abdul-Aleem** and freshman standout **JaVontae Hawkins**. Additionally, **Victor Rudd** is capable of playing a guard position, as proven a year ago, depending on the lineup the Bulls are using.

**RUDD PUTS ON THE POUNDS**

When junior Victor Rudd came to USF in 2010-11, he was 6-7 and 201 pounds. After having to sit during the 2010-11 campaign Rudd put his time to use, gaining 22 pounds of muscle to bulk up his small frame. After another offseason with strength & condition coach Graham Anderson, Rudd is now up to 235 pounds giving him a much bigger presence and the ability to be able to play inside at the four/five position or step back to the three.

**HOME SWEET HOME**

After spending the 2011-12 season in three different venues in the Tampa area, the Bulls are taking full advantage of being back in the renovated Sun Dome. They will host 18 opponents this season which is their most since 18 in 1984-85, a year that saw the team advance to the second round of the NIT. Additionally, nine of those teams coming to Tampa will do so during the non-conference slate for USF's most home non-conference games since 1994-95, a year the Bulls advanced to the third round of the NIT.

**NEW LOOK FRONT COURT**

With the loss of Ron Anderson Jr., and Augustus Gilchrist the Bulls will play the season with a shorter frontcourt led by senior **Toarlyn Fitzpatrick**. Fitz, who is 6-8.5, will be joined by the versatile guard turned forward **Victor Rudd** at 6-9, FAU transfer **Kore White** (6-8) and freshman **Zach LeDay** (6-7). Big man **Jordan Omogbehin**, who stands a bit above his frontcourt teammates at 7-3, 340, sat out the 2011-12 season due to an initial eligibility waiver from the NCAA. He'll look to gain minutes as the season progresses.

**WHO'S BACK AND WHO'S NEW**

Coach Stan Heath returns an experience group for the 2012-13 season and has four of his top five scorers from a year ago back in junior G/F combo Victor Rudd, Jr., sophomore PG Anthony Collins, senior F Toarlyn Fitzpatrick and senior G Jawanza Poland. Joining those four is senior G Shaun Noriega who has seen action in 81 career games and has been a proven threat beyond the arc. Two Bulls who sat out in 2011-12 will be ready to go this season in South Alabama transfer junior G Martino Brock and freshman C Jordan Omogbehin. Graduate student F Kore White spent three seasons starting for Florida Atlantic and will have one year left with the Bulls. Sophomore G Musa Abdul-Aleem joins USF with three years of eligibility remaining after spending a year at Georgia Perimeter College. True freshmen JaVontae Hawkins (ESPN Top 100 for his class) and Zach LeDay round out the group.

**PRESEASON PICKS**

The Bulls received their highest-ever preseason pick by the BIG EAST Coaches this year as they are slated to finish eighth in the conference. The Bulls were picked 14th a year ago and went on to finish tied for fourth after posting a school-record 12 conference wins.

**COLLINS RECOGNIZED BY THE BIG EAST**

Along with the Bulls getting picked eighth in the preseason BIG EAST coaches poll, sophomore point guard Anthony Collins was also selected to the preseason All-BIG EAST Second Team. The Houston native averaged 13.5 points and 5.3 assists over the final 11 games of the season in 2011-12.

**BOOT CAMP TIME**

While most teams spend their preseason camps with afternoon workouts, coach Stan Heath put his Bulls to the test with their fourth-annual two-week boot camp that started every morning at 6:30 a.m. The team would alternate days between different strength training exercises including carrying 100-pound weight balls up and down the court, and basketball-like exercises to get them ready for the 2012-13 season.

**BACK IN THE DOME**

During the Bulls' incredible run in 2011-12, they weren't even playing at their home arena as the Sun Dome under went a \$36.5 million dollar complete renovation that turned the building into one of the top arenas in the nation. The Bulls made the Tampa Bay Times Forum, the University of Tampa and the Lakeland Center it's home a year ago but are eager to get back to playing on campus. Here's a look at some of the upgrades to the facility:

- Four-sided LED center-hung video board
- The first students-only club in the nation
- 21-22 inch wide seats in the 100 and 200 levels
- 10 Loge Suites
- 22-foot wide main concourse
- Three auxiliary locker rooms and four dressing rooms for concert talent
- Brand new USF retail store
- Numerous concession stores throughout the concourse

**HEATH INKS SIX FOR 2013-14**

USF has announced the signing of six high school standouts for the class of 2013 highlighted by two ESPN Top 100 picks in John Egbunu and Chris Perry along with five who hail from the Sunshine State. The Bulls class is ranked 12th nationally by HoopScoop and 27th by ESPN Recruiting.

**JOHN EGBUNU:** Egbunu is a four-star 6-10, 230 lb., center out of Fort Walton Beach, Florida who is rated 72nd by ESPN and seventh overall for his position nationally. The incoming freshman played at Georgia Elite Christian before moving to Florida for his junior and senior seasons. During the 2012 summer circuit, Egbunu stood out at many tournaments including the NBA Top 100 camp.

**CHRIS PERRY:** Perry, a 6-8, 245 pound power forward, comes to USF from Bartow, just 40 miles east of Tampa and is the No. 96 player on ESPN's top 100 along with being rated the No. 23 power forward nationally. Also recruited by UCF, Miami and Temple, Perry averaged 13.3 points and 11.5 rebounds as a junior at Bartow.

**DRE CLAYTON:** Clayton joins the Bulls from Orlando, Florida. The 6-6, 245 pound power forward averaged 11 points and 7.6 rebounds while shooting 55 percent from the field as a junior at Orlando Christian Prep. He helped lead OCP to the 2012 Class 2A state title while picking up first-team all-state honors.

**JOSH HEATH:** The 6-2 point guard and son of USF head coach Stan Heath, is coming off of an impressive junior year where he averaged 12.4 points, 7.1 assists and 2.5 steals while helping lead the Terps to the Class 3A state championship. During Tampa Prep's state championship run, Heath was named the Tournament MVP as he put up 36 points, 16 assists and 14 rebounds during the semis and final.

**BO ZEIGLER:** Heath headed to his home state to land Zeigler as the 6-6 wing joins USF from Detroit, Michigan. Zeigler, who plays for Detroit Community School and the Michigan Hurricanes (AAU), chose the Bulls over offers from Providence, Iowa, Connecticut and more. The versatile wing is rated the No. 22 small forward for the class of 2013 by ESPN.

**DREW DAVIS:** Davis also comes to USF from Fort Walton Beach HS where he and Egbunu are teammates. The 6-0 point guard is a sharp shooter who has played his AAU career with Team Georgia Elite.

FOR STARTERS	
UCF	Collins, Brock, Rudd, LeDay, Fitzpatrick
UMES	Collins, Poland, Rudd, Fitzpatrick, Omogbehin
Loyola	Collins, Poland, Rudd, LeDay, Fitzpatrick
W. Michigan	Collins, Poland, Rudd, Fitzpatrick, White
Bradley	Collins, Rudd, Noriega, Fitzpatrick, White
Stetson	Brock, Rudd, Noriega, Fitzpatrick, White
Georgia	Collins, Noriega, Rudd, Fitzpatrick, White
Ok. State	Collins, Noriega, Rudd, Fitzpatrick, White
Youngstown St.	Collins, Brock, Rudd, Fitzpatrick, White
Bowling Green	Collins, Brock, Rudd, Fitzpatrick, White
George Mason	Collins, Brock, Poland, Rudd, Fitzpatrick
UCF	Collins, Brock, Poland, Rudd, Fitzpatrick
Syracuse	Collins, Brock, Poland, Rudd, Fitzpatrick
Villanova	Collins, Brock, Poland, Rudd, Fitzpatrick
Louisville	Collins, Brock, Hawkins, Fitzpatrick, LeDay
Rutgers	Collins, Brock, Hawkins, Rudd, Fitzpatrick
Georgetown	Collins, Brock, Hawkins, Rudd, Fitzpatrick
Seton Hall	Collins, Brock, Hawkins, Rudd, Fitzpatrick
Notre Dame	Collins, Brock, Rudd, Fitzpatrick, White
Marquette	Collins, Hawkins, Rudd, Fitzpatrick, LeDay
Connecticut	Collins, Brock, Rudd, Fitzpatrick, Hawkins
Marquette	Collins, Hawkins, Rudd, Fitzpatrick, Omogbehin
Villanova	Collins, Brock, Poland, LeDay, Fitzpatrick
Providence	Collins, Hawkins, Rudd, Fitzpatrick, White
Louisville	Collins, Hawkins, Rudd, Fitzpatrick, White
St. John's	Collins, Hawkins, Rudd, Fitzpatrick, White
Pittsburgh	Collins, Brock, Rudd, Fitzpatrick, Omogbehin
DePaul	
Connecticut	
Cincinnati	
<b>Number of Diff. Starting Lineups</b>	<b>15</b>

POINTS IN THE PAINT			
USF	28	UCF	40
USF	42	UMES	20
USF	24	LUC	22
USF	20	WMU	20
USF	38	Bradley	30
USF	34	Stetson	20
USF	14	Georgia	28
USF	22	Ok. State	20
USF	28	Youngstown St.	24
USF	48	Bowling Green	28
USF	18	George Mason	32
USF	26	UCF	34
USF	18	Syracuse	28
USF	14	Villanova	30
USF	14	Louisville	36
USF	30	Rutgers	34
USF	20	Georgetown	28
USF	28	Seton Hall	30
USF	30	Notre Dame	32
USF	14	Marquette	38
USF	30	Connecticut	6
USF	22	Marquette	24
USF	12	Villanova	22
USF	30	Providence	28
USF	14	Louisville	32
USF	18	St. John's	26
USF	16	Pittsburgh	22
USF		DePaul	
USF		Connecticut	
USF		Cincinnati	
<b>TOTALS</b>	<b>642</b>	<b>TOTALS</b>	<b>734</b>

POINTS OFF TURNOVERS			
USF	20	UCF	13
USF	19	UMES	8
USF	16	LUC	17
USF	5	WMU	13
USF	13	Bradley	26
USF	11	Stetson	8
USF	6	Georgia	6
USF	6	Ok. State	12
USF	15	Youngstown St.	10
USF	10	Bowling Green	8
USF	11	George Mason	11
USF	14	UCF	12
USF	9	Syracuse	15
USF	12	Villanova	11
USF	12	Louisville	17
USF	4	Rutgers	5
USF	20	Georgetown	8
USF	12	Seton Hall	4
USF	12	Notre Dame	13
USF	20	Marquette	11
USF	10	Connecticut	14
USF	11	Marquette	28
USF	6	Villanova	9
USF	6	Providence	13
USF	13	Louisville	23
USF	10	St. John's	13
USF	10	Pittsburgh	10
USF		DePaul	
USF		Connecticut	
USF		Cincinnati	
<b>TOTALS</b>	<b>313</b>	<b>TOTALS</b>	<b>338</b>

SECOND CHANCE POINTS			
USF	15	UCF	16
USF	21	UMES	15
USF	9	LUC	14
USF	3	WMU	6
USF	19	Bradley	11
USF	13	Stetson	4
USF	9	Georgia	8
USF	7	Ok. State	19
USF	10	Youngstown St.	8
USF	12	Bowling Green	22
USF	9	George Mason	14
USF	2	UCF	12
USF	4	Syracuse	18
USF	2	Villanova	17
USF	2	Louisville	20
USF	2	Rutgers	10
USF	9	Georgetown	7
USF	4	Seton Hall	6
USF	11	Notre Dame	17
USF	10	Marquette	11
USF	17	Connecticut	10
USF	12	Marquette	19
USF	8	Villanova	10
USF	9	Providence	8
USF	8	Louisville	10
USF	10	St. John's	9
USF	0	Pittsburgh	13
USF		DePaul	
USF		Connecticut	
USF		Cincinnati	
<b>TOTALS</b>	<b>237</b>	<b>TOTALS</b>	<b>334</b>

FAST BREAK POINTS			
USF	11	UCF	10
USF	4	UMES	2
USF	3	LUC	2
USF	0	WMU	2
USF	6	Bradley	10
USF	2	Stetson	0
USF	2	Georgia	2
USF	6	Ok. State	7
USF	10	Youngstown St.	6
USF	0	Bowling Green	5
USF	8	George Mason	5
USF	8	UCF	11
USF	4	Syracuse	8
USF	0	Villanova	2
USF	4	Louisville	15
USF	8	Rutgers	10
USF	0	Georgetown	6
USF	8	Seton Hall	6
USF	2	Notre Dame	6
USF	14	Marquette	18
USF	8	Connecticut	5
USF	2	Marquette	6
USF	0	Villanova	10
USF	5	Providence	6
USF	2	Louisville	12
USF	4	St. John's	10
USF	2	Pittsburgh	9
USF		DePaul	
USF		Connecticut	
USF		Cincinnati	
<b>TOTALS</b>	<b>123</b>	<b>TOTALS</b>	<b>191</b>

BENCH POINTS			
USF	25	UCF	2
USF	27	UMES	19
USF	32	LUC	26
USF	24	WMU	9
USF	18	Bradley	15
USF	21	Stetson	16
USF	7	Georgia	15
USF	11	Ok. State	12
USF	18	Youngstown St.	18
USF	13	Bowling Green	21
USF	16	George Mason	13
USF	6	UCF	0
USF	4	Syracuse	19
USF	10	Villanova	20
USF	11	Louisville	21
USF	24	Rutgers	18
USF	17	Georgetown	18
USF	15	Seton Hall	25
USF	28	Notre Dame	7
USF	8	Marquette	13
USF	10	Connecticut	11
USF	22	Marquette	33
USF	17	Villanova	27
USF	8	Providence	5
USF	11	Louisville	21
USF	17	St. John's	6
USF	9	Pittsburgh	28
USF		DePaul	
USF		Connecticut	
USF		Cincinnati	
<b>TOTALS</b>	<b>419</b>	<b>TOTALS</b>	<b>440</b>

**Leads and Deficits (2012-13)**

USF's Biggest Halftime Lead	17 (2) Last: vs. Bradley (Nov. 20, 2012)
USF's Biggest Halftime Lead Blown	11 vs. Providence (Feb. 13, 2013)
USF's Biggest Halftime Deficit	23 (3) Last: at Villanova (Feb. 9, 2013)
USF's Biggest Halftime Deficit Erased	8 vs. Georgetown (Jan. 19, 2013)
USF's Biggest Overall Lead (at any point in a game)	34 vs. Bradley (Nov. 20, 2012)
USF's Biggest Win Total	19 vs. UMES (Nov. 16, 2012)
USF's Biggest Lead Blown (at any point in a game)	14 vs. Providence (Feb. 13, 2013)
USF's Biggest Overall Deficit (at any point in a game)	34 at Villanova (Feb. 9, 2013)
USF's Biggest Deficit Overcome (at any point in a game)	11 vs. Georgetown (Jan. 19, 2013)

## 2012-13 USF'S Team Highs and Lows

### USF

	HIGH		LOW	
Points	87	Bowling Green (30T) (12/21/12)	38	at Louisville (1/12/13)
First Half Points	43	Bradley (11/20/12)	15	at Louisville (1/12/13)
Second Half Points	44	UMES (11/16/12)	17	(2) Last: vs. Louisville (2/17/13)
Halftime Lead	+17	(2) Last: Bradley (11/20/12)	0	(2) Last: vs. George Mason (12/29/12)
Halftime Deficit	-23	(3) Last: at Villanova (2/9/13)	0	(2) Last: vs. George Mason (12/29/12)
Win Margin	+19	(2) Last: Bradley (11/20/12)	+3	(2) Last: vs. Georgetown (1/19/13)
Loss Margin	-28	at Villanova (2/9/13)	-5	(2) Last: at UConn (2/3/13)
Field Goals Made	32	Bowling Green (30T) (12/21/12)	11	at Villanova (2/9/13)
Field Goal Attempts	80	Bowling Green (30T) (12/21/12)	40	Syracuse (1/6/13)
Field Goal %	.519	Bradley, 28-54 (11/20/12)	.234	at Villanova, 11-47, (2/9/13)
3-pt FG Made	8	(5) Last: at Marquette (1/28/13)	1	at Villanova (2/9/13)
3-pt FG Attempts	27	(2) Last: at UConn (2/3/13)	13	at Pittsburgh (2/27/13)
3-pt FG %	.444	(2) Last: Georgia, 8-18 (11/30/12)	.059	at Villanova, 1-17 (2/9/13)
Free Throws Made	18	Bradley (11/20/12)	8	at Rutgers (1/17/13)
Free Throw Attempts	27	George Mason (12/29/12)	11	at Rutgers (1/17/13)
Free Throw %	1.000	at Seton Hall, 6-6 (1/23/13)	.250	at St. John's, 3-12 (2/20/13)
Rebounds	52	Bowling Green (30T) (12/21/12)	17	Notre Dame (1/26/13)
Rebounding Margin	12	UMES (11/16/12)	-25	at Louisville (1/12/13)
Assists	21	Bradley (11/20/12)	3	at Villanova (2/9/13)
Turnovers	19	Marquette (2/6/13)	5	Georgetown (1/19/13)
Blocked Shots	7	(2) Last: Syracuse (1/6/13)	0	(2) Last: at Villanova (2/9/13)
Steals	11	at Seton Hall (1/23/13)	1	Providence (2/13/13)
Fouls	23	UCF (11/10/12)	9	Georgia (11/30/12)

### OPPONENT

Points	84	Bowling Green (30T) (12/21/12)	50	Loyola (11/17/12)
First Half Points	40	UCF (11/10/12)	15	UConn (2/3/13)
Second Half Points	51	Providence (2/13/13)	24	Western Michigan (11/18/12)
Halftime Lead	+23	(3) Last: at Villanova (2/9/13)	0	(2) Last: vs. George Mason (12/29/12)
Halftime Deficit	-17	(2) Last: Bradley (11/20/12)	0	(2) Last: vs. George Mason (12/29/12)
Win Margin	+28	at Villanova (2/9/13)	+5	(2) Last: at UConn (2/3/13)
Loss Margin	-19	(2) Last: Bradley (11/20/12)	-3	(2) Last: Georgetown (1/19/13)
Field Goals Made	33	Bowling Green (30T) (12/21/12)	18	UMES (11/16/12)
Field Goal Attempts	76	Bowling Green (30T) (12/21/12)	40	at Seton Hall (1/23/13)
Field Goals %	.551	at Marquette, 27-49 (1/18/13)	.327	UMES, 18-of-55 (11/16/12)
3-pt FG Made	11	Bowling Green (30T) (12/21/12)	2	(2) Last: vs. Louisville (2/17/13)
3-pt FG Attempts	30	Bowling Green (30T) (12/21/12)	12	UCF (11/10/12)
3-pt FG %	.538	at Villanova, 7-13 (2/9/13)	.133	(2) Last: at Marquette, 2-15 (1/28/13)
Free Throws Made	21	Providence (2/13/13)	2	Loyola (11/17/12)
Free Throws Attempted	33	at UConn (2/3/13)	5	Loyola (11/17/12)
Free Throw %	.909	Notre Dame, 10-11 (1/26/13)	.400	Loyola, 2-of-5 (11/17/12)
Rebounds	49	at Louisville (1/12/13)	27	Georgia (11/30/12)
Rebounding Margin	+25	at Louisville (1/12/13)	-12	UMES (11/16/12)
Assists	22	Providence (2/13/13)	6	at Louisville (1/12/13)
Turnovers	17	at Seton Hall (1/23/13)	6	at Rutgers (1/17/13)
Blocked Shots	10	(2) Last: Louisville (2/17/13)	0	Georgetown (1/19/13)
Steals	12	at Louisville (1/12/13)	1	at Pittsburgh (2/27/13)
Fouls	24	George Mason (12/29/12)	12	(2) Last: at St. John's (2/20/13)

# 2012-13 USF'S Individual Highs and Lows

## USF INDIVIDUAL HIGHS

<b>Points</b>	29	Victor Rudd vs. Bowling Green (Dec. 21)
<b>Field Goals Made</b>	12	Victor Rudd vs. Bowling Green (Dec. 21)
<b>Field Goal Attempts</b>	26	Victor Rudd vs. Bowling Green (Dec. 21)
<b>FG % (min. 5 made)</b>	.875	Toarlynn Fitzpatrick (7-8) vs. UMES (Nov. 16)
<b>3-pt FG Made</b>	5	Toarlynn Fitzpatrick at UConn (Feb. 3)
<b>3-pt FG Attempts</b>	12	Toarlynn Fitzpatrick at UConn (Feb. 3)
<b>3-pt FG % (min. 2 made)</b>	1.000	Martino Brock (2-2) vs. Bowling Green (Dec. 21)
	1.000	Kore White (3-3) vs. Loyola (Nov. 17)
<b>Free Throws Made</b>	8	Anthony Collins at UCF (Jan. 2)
<b>Free Throw Attempts</b>	10	Anthony Collins at UCF (Jan. 2)
<b>Free Throw % (min. 3 made)</b>	1.000	Zach LeDay (6-6) vs. Notre Dame (Jan. 26)
	1.000	Anthony Collins (6-6) vs. Georgetown (Jan. 19)
	1.000	Victor Rudd (6-6) vs. Bradley (Nov. 20)
<b>Rebounds</b>	16	Victor Rudd vs. Youngstown State (Dec. 18)
<b>Assists</b>	12	Anthony Collins vs. W. Michigan (Nov. 18)
<b>Steals</b>	4	Jawanza Poland at UConn (Feb. 3)
	4	Victor Rudd at Marquette (Jan. 28)
	4	Martino Brock at Seton Hall (Jan. 23)
	4	Anthony Collins vs. Oklahoma St. (Dec. 5)
	4	Anthony Collins vs. Bradley (Nov. 20)
<b>Blocked Shots</b>	3	Toarlynn Fitzpatrick vs. Syracuse (Jan. 6)
	3	Toarlynn Fitzpatrick vs. GMU (Dec. 29)
<b>Turnovers</b>	6	Victor Rudd vs. Louisville (Feb. 17)
<b>Fouls</b>	5	Victor Rudd at St. John's (Feb. 20)
	5	Kore White vs. Providence (Feb. 13)
	5	Zach LeDay at Louisville (Jan. 12)
	5	Toarlynn Fitzpatrick vs. GMU (Dec. 29)
	5	Toarlynn Fitzpatrick vs. UCF (Nov. 10)

## OPPONENT INDIVIDUAL HIGHS

<b>Points</b>	30	Vander Blue at Marquette (Jan. 28)
<b>Field Goals Made</b>	13	Vander Blue at Marquette (Jan. 28)
<b>Field Goal Attempts</b>	22	A'uston Calhoun vs. Bowling Green (Dec. 21)
<b>FG % (min. 5 made)</b>	.875	Brandon Mobley (7-8) at Seton Hall (Jan. 23)
	.875	Wally Judge (7-8) at Rutgers (Jan. 17)
<b>3-pt FG Made</b>	5	Shabazz Napier at UConn (Feb. 3)
<b>3-pt FG Attempts</b>	10	Shabazz Napier at UConn (Feb. 3)
<b>3-pt FG % (min. 2 made)</b>	1.000	Brian Oliver (3-3) at Seton Hall (Jan. 23)
	1.000	Kasey Wilson (2-2) vs. UCF (Nov. 10)
<b>Free Throws Made</b>	8	Kadeem Batts vs. Providence (Feb. 13)
	8	Ryan Boatright at UConn (Feb. 3)
	8	Keith Clanton vs. UCF (Nov. 10)
<b>Free Throw Attempts</b>	14	Isaiah Sykes vs. UCF (Nov. 10)
<b>Free Throw % (min. 3 made)</b>	1.000	Russ Smith (7-7) vs. Louisville (Feb. 17)
	1.000	Bryce Cotton (6-6) vs. Providence (Feb. 13)
<b>Rebounds</b>	16	Gorgui Dieng at Louisville (Jan. 12)
	16	Keith Clanton vs. UCF (Nov. 10)
<b>Assists</b>	8	Vincent Council vs. Providence (Feb. 13)
	8	Jerian Grant vs. Notre Dame (Jan. 26)
	8	Isaiah Sykes vs. UCF (Nov. 10)
<b>Steals</b>	4	Michael Carter-Williams vs. Syracuse (Jan. 6)
	4	Marcus Smart at Oklahoma St. (Dec. 5)
<b>Blocked Shots</b>	5	Steven Adams at Pittsburgh (Feb. 27)
	5	Richaun Holmes vs. Bowling Green (Dec. 21)
<b>Turnovers</b>	7	Jordan Crawford vs. Bowling Green (Dec. 21)
<b>Fouls</b>	5	Deandre Daniels at UConn (Feb. 3)
	5	Nate Lubick vs. Georgetown (Jan. 19)
	5	Cameron Black vs. Bowling Green (Dec. 21)
	5	Kendrick Perry vs. YSU (Dec. 18)
	5	Willie Green at Stetson (Nov. 26)

## USF'S TOP INDIVIDUAL GAMES

<b>Points</b>		
29	V. Rudd vs. BGSU	Dec. 21
26	V. Rudd vs. Providence	Feb. 13
22	T. Fitzpatrick at UConn	Feb. 3
22	J. Poland vs. UCF	Nov. 10
20	T. Fitzpatrick at Stetson	Nov. 26
19	J. Poland at Stetson	Nov. 26
18	V. Rudd at St. John's	Feb. 20
18	J. Poland at UCF	Jan. 2
18	M. Brock vs. BGSU	Dec. 21

### Rebounds

16	V. Rudd vs. YSU	Dec. 18
12	V. Rudd vs. Providence	Feb. 13
12	V. Rudd vs. Bradley	Nov. 20
11	V. Rudd at St. John's	Feb. 20
11	V. Rudd vs. Syracuse	Jan. 6
11	V. Rudd at UCF	Jan. 2

### Assists

12	A. Collins vs. W. Mich.	Nov. 18
10	A. Collins vs. Providence	Feb. 13
10	A. Collins at Seton Hall	Jan. 23
10	A. Collins at UCF	Jan. 2
10	A. Collins vs. Georgia	Nov. 30
10	A. Collins vs. Bradley	Nov. 20

### Steals

4	J. Poland at UConn	Feb. 3
4	V. Rudd at Marquette	Jan. 28
4	M. Brock at Seton Hall	Jan. 23
4	A. Collins at Ok. State	Dec. 5
4	A. Collins vs. Bradley	Nov. 20

### Blocks

3	T. Fitzpatrick vs. Syracuse	Jan. 6
3	T. Fitzpatrick vs. GMU	Dec. 29

### Field Goal % (min. 5 made)

.875	T. Fitzpatrick vs. UMES (7-8)	Nov. 16
.727	J. Poland vs. UCF (8-11)	Nov. 10

### 3-pt FG % (min. 2 made)

1.000	K. White vs. Loyola (3-3)	Nov. 17
1.000	M. Brock vs. BGSU (2-2)	Dec. 21
1.000	K. White vs. YSU (2-2)	Dec. 18

### Free Throw % (min. 3 made)

1.000	Z. LeDay vs. Notre Dame (6-6)	Jan. 26
1.000	A. Collins vs. GTown (6-6)	Jan. 19
1.000	V. Rudd vs. Bradley (6-6)	Nov. 20
1.000	S. Noriega vs. W. Mich. (5-5)	Nov. 18

# GAME 1 - UCF 74, USF 56

Official Basketball Box Score -- Game Totals -- Final Statistics  
UCF vs USF  
11/10/12 7:00 pm at Sun Dome

UCF 74 • 1-0

#	Player	Total		3-Ptr		Rebounds			PF	TP	A	TO	Blk	Stl	Min
		FG-FGA	FG-FGA	FT-FTA	Off	Def	Tot								
01	SPURLOCK, Tristan	f	5-13	2-6	2-3	1	2	3	1	14	3	2	0	2	39
32	WILSON, Kasey	f	5-6	2-2	1-2	1	5	6	2	13	0	3	0	1	26
33	CLANTON, Keith	f	4-14	0-3	8-12	6	10	16	3	16	1	5	2	0	39
03	SYKES, Isaiah	g	10-16	0-0	6-14	5	6	11	3	26	8	3	0	2	38
05	DAYS, Rody	g	1-1	1-1	0-0	1	1	2	2	3	0	0	0	0	23
02	HORODYSKI, Bobby	g	0-0	0-0	0-0	0	0	0	0	0	0	0	0	0	0+
04	WALKER, Dalquan	g	0-0	0-0	0-0	0	2	2	2	0	2	0	0	0	16
10	COONS, Tyler	g	0-0	0-0	0-0	0	0	0	0	0	0	0	0	0	4
15	KARELL, Dylan	g	0-0	0-0	0-0	0	0	0	0	0	0	0	0	0	1
52	BLAIR, Staphon	g	1-2	0-0	0-0	1	0	1	1	2	0	0	2	0	14
Team						1	3	4			1				
Totals			26-52	5-12	17-31	16	29	45	14	74	12	16	4	5	200

FG % 1st Half: 14-31 45.2% 2nd half: 11-22 50.0% Game: 26-52 50.0%  
3FG % 1st Half: 2-5 40.0% 2nd half: 3-7 42.9% Game: 5-12 41.7%  
FT % 1st Half: 10-14 71.4% 2nd half: 7-17 41.2% Game: 17-31 54.8%

USF 56 • 0-1

#	Player	Total		3-Ptr		Rebounds			PF	TP	A	TO	Blk	Stl	Min
		FG-FGA	FG-FGA	FT-FTA	Off	Def	Tot								
02	Rudd, Victor	f	3-12	1-4	0-1	1	4	5	3	7	0	1	0	0	37
03	LeDay, Zach	f	1-2	0-0	1-1	0	0	0	3	3	0	0	0	0	11
32	Fitzpatrick, T.	f	3-7	1-2	0-2	2	5	7	5	7	1	2	1	0	31
00	Brock, Martino	g	2-10	1-2	4-4	1	3	4	1	9	0	1	1	0	34
11	Collins, Anthony	g	2-8	0-1	1-2	0	0	0	4	5	6	3	0	3	35
05	Poland, Jawanza	g	8-11	2-3	4-5	3	0	3	1	22	0	1	0	3	29
22	Noriega, Shaun	g	0-2	0-1	0-0	1	0	1	0	0	0	1	0	0	4
23	Hawkins, Javontae	g	0-0	0-0	0-0	0	0	0	2	0	2	0	0	0	7
33	White, Kore	g	1-3	0-0	1-2	1	1	2	4	3	1	0	0	1	12
35	OMogbehin, Jordan	g	0-0	0-0	0-0	0	0	0	0	0	0	0	0	0	1
Team						0	4	4							
Totals			20-55	5-14	11-17	9	17	26	23	56	8	11	2	7	201

FG % 1st Half: 9-29 31.0% 2nd half: 11-26 42.3% Game: 20-55 36.4%  
3FG % 1st Half: 2-8 25.0% 2nd half: 3-6 50.0% Game: 5-14 35.7%  
FT % 1st Half: 4-5 80.0% 2nd half: 7-12 58.3% Game: 11-17 64.7%

Officials: Mike Stuart, Ray Natili, Tony Chiazza  
Technical fouls: UCF-None. USF-Fitzpatrick, T.  
Attendance: 7717

Score by periods	1st	2nd	Total
UCF	40	34	74
USF	24	32	56

Last FG - UCF 2nd-02:15, USF 2nd-01:16  
Largest lead - UCF by 21 2nd-02:46, USF by 1 1st-17:12.

Points	In Paint	Off T/O	2nd Chance	Fast Break	Bench
UCF	40	13	16	10	2
USF	28	20	15	11	25

Score tied - 1 time.  
Lead changed - 2 times.

# GAME 2 - USF 78, UME 59

Official Basketball Box Score -- Game Totals -- Final Statistics  
Maryland Eastern Sho vs USF  
11/16/12 7:30 at Sun Dome; Tampa, FL

Maryland Eastern Sho 59 • 0-4

#	Player	Total		3-Ptr		Rebounds			PF	TP	A	TO	Blk	Stl	Min
		FG-FGA	FG-FGA	FT-FTA	Off	Def	Tot								
22	SPENCER, Ronald	f	6-9	0-0	2-2	2	5	7	3	14	0	0	0	0	35
23	SNYDER, Troy	f	4-8	2-4	2-3	3	4	7	4	12	1	3	1	2	28
33	KOSILE, Olatunji	c	2-6	0-0	3-3	0	1	1	2	7	0	3	2	0	22
05	BELL, Louis	g	0-4	0-2	0-2	0	2	2	2	0	0	1	0	1	18
45	JONES, Kyree	g	1-9	1-4	4-4	0	4	4	1	7	5	1	0	0	33
00	COWELL, Dominique	g	1-3	0-2	0-0	0	1	1	2	2	4	2	0	1	27
02	PITT, Ishaq	g	2-8	0-0	4-4	4	3	7	1	8	2	2	0	0	24
10	Trim, Travis	g	0-0	0-0	4-4	1	0	1	1	4	0	0	0	0	2
25	WILLIAMS II, Donald	g	2-8	1-5	0-0	0	1	1	0	5	0	0	0	0	11
Team						1	1	2			1				
Totals			18-55	4-17	19-22	11	22	33	16	59	12	13	3	4	200

FG % 1st Half: 6-23 26.1% 2nd half: 12-32 37.5% Game: 18-55 32.7%  
3FG % 1st Half: 3-8 37.5% 2nd half: 1-9 11.1% Game: 4-17 23.5%  
FT % 1st Half: 8-9 88.9% 2nd half: 11-13 84.6% Game: 19-22 86.4%

USF 78 • 1-1

#	Player	Total		3-Ptr		Rebounds			PF	TP	A	TO	Blk	Stl	Min
		FG-FGA	FG-FGA	FT-FTA	Off	Def	Tot								
02	Rudd, Victor	f	3-9	1-4	0-0	1	5	6	2	7	1	1	0	0	24
32	Fitzpatrick, T.	f	7-8	1-2	1-1	4	2	6	3	16	2	1	1	2	29
35	OMogbehin, Jordan	c	3-6	0-0	0-4	2	1	3	4	6	0	0	0	0	12
05	Poland, Jawanza	g	3-10	1-4	2-2	5	3	8	0	9	2	0	1	1	27
11	Collins, Anthony	g	4-6	1-1	4-4	0	2	2	1	13	7	1	1	2	24
00	Brock, Martino	g	1-5	0-0	0-0	0	2	2	1	2	0	0	0	0	15
03	LeDay, Zach	g	3-7	0-1	2-2	2	5	7	1	8	2	1	1	0	22
10	McCloskey, Mike	g	0-1	0-0	0-0	0	0	0	0	1	0	0	1	0	3
22	Noriega, Shaun	g	4-9	3-6	0-0	0	0	0	0	11	0	2	0	0	18
23	Hawkins, Javontae	g	1-3	0-1	2-2	1	3	4	3	4	2	2	0	1	13
33	White, Kore	g	1-2	0-0	0-0	1	3	4	0	2	1	1	0	0	13
Team						1	2	3							
Totals			30-66	7-19	11-15	17	28	45	17	78	17	10	4	6	200

FG % 1st Half: 12-29 41.4% 2nd half: 18-37 48.6% Game: 30-66 45.5%  
3FG % 1st Half: 4-10 40.0% 2nd half: 3-9 33.3% Game: 7-19 36.8%  
FT % 1st Half: 6-9 66.7% 2nd half: 5-6 83.3% Game: 11-15 73.3%

Officials: Mike Roberts, Mike Nance, Matt Potter  
Technical fouls: Maryland Eastern Sho-None. USF-Hawkins, Javontae.  
Attendance: 3931

Score by periods	1st	2nd	Total
Maryland Eastern Sho	23	36	59
USF	34	44	78

# GAME 3 - USF 68, LOYOLA 50

Official Basketball Box Score -- Game Totals -- Final Statistics  
Loyola-Chicago vs USF  
11/17/12 7:30 p.m. at USF Sun Dome

Loyola-Chicago 50 • 2-2

#	Player	Total		3-Ptr		Rebounds			PF	TP	A	TO	Blk	Stl	Min
		FG-FGA	FG-FGA	FT-FTA	Off	Def	Tot								
24	AVERKAMP, Ben	f	4-8	1-1	0-1	1	2	3	2	9	0	2	1	0	25
32	THOMAS, Christian	f	1-3	0-0	0-0	3	2	5	1	2	1	0	0	1	14
01	PAYNE, Cutly	g	1-6	0-0	2-2	0	3	3	2	4	2	4	0	1	26
02	HICKS, Jordan	g	3-6	1-3	0-0	0	2	2	1	7	1	2	1	0	22
05	CRISMAN, Joe	g	1-4	0-1	0-0	0	0	0	1	2	2	1	0	0	18
04	TURK, Devon	g	3-9	3-6	0-0	0	1	1	0	9	1	0	0	1	26
13	DOKUBO, London	g	0-1	0-1	0-0	0	0	0	0	0	0	0	0	0	1
22	O'LEARY, Matt	g	2-5	1-4	0-0	1	2	3	4	5	0	2	0	0	19
23	WHITE, Jeff	g	0-4	0-0	0-0	2	1	3	0	2	1	0	0	0	20
25	OSBORNE, Nick	g	2-4	0-1	0-0	1	1	2	3	4	0	1	0	0	14
30	WILLIAMS, Tanner	g	4-6	0-0	0-2	2	1	3	1	8	4	2	0	0	14
45	CLARK, Bill	g	0-1	0-1	0-0	1	0	1	0	0	0	0	0	0	1
Team						2	4	6							
Totals			21-57	6-21	2-5	13	19	32	18	50	13	15	2	3	200

FG % 1st Half: 9-23 39.1% 2nd half: 12-34 35.3% Game: 21-57 36.8%  
3FG % 1st Half: 3-9 33.3% 2nd half: 3-12 25.0% Game: 6-21 28.6%  
FT % 1st Half: 0-1 0.0% 2nd half: 2-4 50.0% Game: 2-5 40.0%

USF 68 • 2-1

#	Player	Total		3-Ptr		Rebounds			PF	TP	A	TO	Blk	Stl	Min
		FG-FGA	FG-FGA	FT-FTA	Off	Def	Tot								
02	RUDD, Victor	f	4-7	2-3	0-0	1	8	9	0	10	3	2	0	1	28
03	LeDay, Zach	f	1-2	0-0	3-4	1	3	4	2	5	1	0	0	0	13
32	FITZPATRICK, Toarlyn	f	1-7	0-4	3-4	1	5	6	1	5	3	0	0	2	32
05	POLAND, Jawanza	g	2-4	1-1	0-0	0	1	1	0	5	1	3	0	1	17
11	COLLINS, Anthony	g	4-6												

# GAME 5 - USF 82, BRADLEY 63

Official Basketball Box Score -- Game Totals -- Final Statistics  
**BRAD vs USF**  
 11/20/12 7:30 p.m. at USF Sun Dome

## BRAD 63 • 3-1

#	Player	Total			3-Ptr			Rebounds			PF	TP	A	TO	Blk	Stl	Min
		FG-FGA	FG-FGA	FT-FTA	Off	Def	Tot	Off	Def	Tot							
20	Pickett, Tyshon	f	4-10	0-1	5-6	1	3	4	3	13	0	1	1	1	1	26	
21	Egoff, Will	c	4-10	1-3	3-4	1	2	3	4	12	1	2	1	1	1	20	
4	Eastman, Jake	g	4-8	1-3	2-2	3	2	5	3	11	0	0	1	2	31	30	
25	Lemon Jr., Walt	g	4-9	0-2	0-0	1	4	5	4	8	6	4	0	1	30	30	
32	Simms-Edwards, D.	g	2-9	0-2	0-0	2	0	2	2	4	2	2	0	2	28	28	
00	Bell, Ka'Darryl	g	0-1	0-0	1-2	0	0	0	2	1	1	0	1	0	1	6	
05	Crawford, Jalen	g	1-4	0-2	0-0	1	0	1	1	2	1	1	0	1	1	19	
10	Alwan, Mason	g	0-1	0-1	0-0	0	0	0	0	0	0	0	0	0	0	1	
12	Harris, Darrion	g	0-0	0-0	0-0	0	0	0	0	0	0	0	0	0	0	1	
14	Knezevic, Milos	g	0-0	0-0	0-0	0	0	0	0	0	1	0	0	0	0	3	
23	Shayok, Shayok	g	0-0	0-0	1-2	0	0	0	0	1	0	0	0	0	0	8	
30	Gavin, Jimmy	g	1-3	1-1	0-0	1	0	1	0	3	0	1	0	0	4	4	
44	Prosser, Jordan	g	1-6	0-0	4-6	2	4	6	1	6	0	1	0	2	19	19	
52	Wells, Nate	g	1-1	0-0	0-1	1	0	1	0	2	0	0	0	0	0	4	
	Team					1	3	4									
	Totals		22-62	3-15	16-23	14	18	32	20	63	11	13	3	11	200		

FG % 1st Half: 10-31 32.3% 2nd half: 12-31 38.7% Game: 22-62 35.5% Deadball Rebounds 3  
 3FG % 1st Half: 2-8 25.0% 2nd half: 1-7 14.3% Game: 3-15 20.0%  
 FT % 1st Half: 4-6 66.7% 2nd half: 12-17 70.6% Game: 16-23 69.6%

## USF 82 • 3-2

#	Player	Total			3-Ptr			Rebounds			PF	TP	A	TO	Blk	Stl	Min
		FG-FGA	FG-FGA	FT-FTA	Off	Def	Tot	Off	Def	Tot							
02	RUDD, Victor	f	4-10	1-3	6-6	2	10	12	2	15	2	1	0	1	28	28	
32	FITZPATRICK, Toarlyn	f	5-9	4-7	2-2	0	6	6	1	16	2	2	0	1	29	29	
33	WHITE, Kore	f	4-4	1-1	2-2	2	2	4	3	11	1	2	0	1	21	21	
11	COLLINS, Anthony	g	2-5	0-1	4-4	0	2	2	1	8	10	4	0	4	32	32	
22	NORIEGA, Shaun	g	6-9	2-4	0-1	1	0	1	2	14	4	2	1	0	29	29	
00	BROCK, Martino	g	0-0	0-0	0-0	0	0	0	0	0	0	1	0	0	4	4	
03	LeDAY, Zach	g	0-0	0-0	1-2	0	1	1	2	1	0	1	0	1	11	11	
05	POLAND, Jawanza	g	2-6	0-2	2-3	2	3	5	3	6	2	2	0	1	16	16	
10	McCLOSKEY, Mike	g	0-0	0-0	1-2	0	0	0	0	1	1	0	0	0	5	5	
23	HAWKINS, JaVontae	g	2-4	0-0	0-0	0	1	1	1	4	4	2	0	0	11	11	
35	OMOGBEHIN, Jordan	g	3-5	0-0	0-1	2	4	6	3	6	0	1	1	0	14	14	
	Team					2	1	3									
	Totals		28-54	8-18	18-23	12	30	42	18	82	21	18	3	8	200		

FG % 1st Half: 13-28 46.4% 2nd half: 15-26 57.7% Game: 28-54 51.9% Deadball Rebounds 1  
 3FG % 1st Half: 6-14 42.9% 2nd half: 2-4 50.0% Game: 8-18 44.4%  
 FT % 1st Half: 11-13 84.6% 2nd half: 7-10 70.0% Game: 18-23 78.3%

Officials: John Gaffney, Karl Hess, James Breeding  
 Technical fouls: BRAD-None. USF-None.  
 Attendance: 4768

Score by periods	1st	2nd	Total
BRAD	26	37	63
USF	43	39	82

Last FG - BRAD 2nd-00:55, USF 2nd-02:47.  
 Largest lead - BRAD by 1 1st-17:42, USF by 34 2nd-10:16.

Score tied - 0 times.  
 Lead changed - 2 times.

# GAME 6 - USF 63, STETSON 54

Official Basketball Box Score -- Game Totals -- Final Statistics  
**USF vs Stetson**  
 11/26/12 7:00 PM at DeLand, Fla. (Edmunds Center)

## USF 63 • 4-2

#	Player	Total			3-Ptr			Rebounds			PF	TP	A	TO	Blk	Stl	Min
		FG-FGA	FG-FGA	FT-FTA	Off	Def	Tot	Off	Def	Tot							
02	RUDD, Victor	f	1-3	0-2	2-4	1	8	9	2	4	1	1	0	0	34	34	
32	FITZPATRICK, Toarlyn	f	8-14	1-3	3-5	1	8	9	2	20	1	1	1	0	38	38	
33	WHITE, Kore	f	2-4	1-1	0-0	2	0	2	2	5	2	2	1	0	26	26	
00	BROCK, Martino	g	4-11	0-3	2-5	4	3	7	0	10	2	2	0	2	34	34	
22	NORIEGA, Shaun	g	1-5	1-4	0-0	0	0	0	1	3	0	1	0	0	18	18	
03	LeDAY, Zach	g	0-1	0-0	0-0	0	1	1	0	0	0	1	0	0	4	4	
05	POLAND, Jawanza	g	7-16	2-5	3-4	4	6	10	1	19	1	1	0	0	27	27	
10	McCLOSKEY, Mike	g	0-0	0-0	0-0	0	1	1	0	0	2	0	0	1	11	11	
23	HAWKINS, JaVontae	g	0-2	0-2	0-0	0	0	0	2	0	2	0	0	0	5	5	
35	OMOGBEHIN, Jordan	g	1-1	0-0	0-0	0	1	1	0	2	0	0	0	1	3	3	
	Team					0	1	1									
	Totals		24-57	5-20	10-18	12	29	41	10	63	11	8	2	4	200		

FG % 1st Half: 12-33 36.4% 2nd half: 12-24 50.0% Game: 24-57 42.1% Deadball Rebounds 1  
 3FG % 1st Half: 3-12 25.0% 2nd half: 2-8 25.0% Game: 5-20 25.0%  
 FT % 1st Half: 1-3 33.3% 2nd half: 9-15 60.0% Game: 10-18 55.6%

## Stetson 54 • 2-2

#	Player	Total			3-Ptr			Rebounds			PF	TP	A	TO	Blk	Stl	Min
		FG-FGA	FG-FGA	FT-FTA	Off	Def	Tot	Off	Def	Tot							
03	GREEN, Willie	f	5-12	0-2	1-2	1	5	6	5	11	2	1	2	0	34	34	
24	MCINERNEY, Liam	f	2-6	0-3	0-0	1	2	3	1	4	3	0	0	0	30	30	
04	IRWIN, Logan	g	0-1	0-0	0-0	1	2	1	0	3	1	0	0	0	21	21	
12	NABURGS, Joel	g	5-8	4-7	4-6	0	5	5	2	18	0	1	0	1	33	33	
23	PEREZ, Chris	g	2-7	1-2	0-0	0	2	2	3	5	3	2	0	1	30	30	
01	DIAZ, Dennis	g	0-1	0-1	0-0	0	1	1	0	0	0	0	0	0	8	8	
02	SOLANKE, Leke	g	0-1	0-0	0-0	0	0	0	0	0	0	0	0	0	6	6	
10	MILLER, Hunter	g	0-0	0-0	1-2	0	1	1	0	1	1	1	0	1	10	10	
11	GRAHAM, Aaron	g	5-14	2-9	3-4	0	7	7	2	15	2	2	0	0	28	28	
33	WESTON, JR	g	0-0	0-0	0-0	0	0	0	0	0	0	0	0	0	0+	0+	
	Team					2	2	4									
	Totals		19-50	7-24	9-14	5	26	31	16	54	14	9	3	3	200		

FG % 1st Half: 11-27 40.7% 2nd half: 8-23 34.8% Game: 19-50 38.0% Deadball Rebounds 2.2  
 3FG % 1st Half: 4-11 36.4% 2nd half: 3-13 23.1% Game: 7-24 29.2%  
 FT % 1st Half: 1-1 100.0% 2nd half: 8-13 61.5% Game: 9-14 64.3%

Officials: James Barker, Glenn Tuit, Mike Nance  
 Technical fouls: USF-None. Stetson-None.  
 Attendance: 1063

Score by periods	1st	2nd	Total
USF	28	35	63
Stetson	27	27	54

Last FG - USF 2nd-00:52, STET 2nd-00:26.  
 Largest lead - USF by 9 2nd-00:02, STET by 3 1st-18:09.

Score tied - 5 times.  
 Lead changed - 9 times.

# GAME 7 - USF 64, GEORGIA 53

Official Basketball Box Score -- Game Totals -- Final Statistics  
**Georgia vs USF**  
 11/30/12 7 p.m. at USF Sun Dome

## Georgia 53 • 2-5

#	Player	Total			3-Ptr			Rebounds			PF	TP	A	TO	Blk	Stl	Min
		FG-FGA	FG-FGA	FT-FTA	Off	Def	Tot	Off	Def	Tot							
02	Thornton, Marcus	f	2-3	1-1	2-3	0	5	5	4	7	1	1	1	0	27	27	
15	Williams, Donte'	f	1-4	0-0	0-0	3	2	5	2	2	0	1	0	0	19	19	
42	Djurisic, Nemanja	f	3-13	0-3	1-2	3	2	5	1	7	4	2	0	0	32	32	
01	Caldwell-Pope, Ken.	g	7-14	3-8	2-2	1	2	3	3	19	1	2	0	2	30	30	
11	Williams, Vincent	g	1-4	1-3	0-0	0	2	2	3	3	3	2	1	0	26	26	
04	Mann, Charles	g	0-1	0-0	0-0	0	1	1	1	0	1	0	2	0	14	14	
05	Dixon, Tim	g	1-1	0-0	0-0	0	0	0	0	2	0	0	0	0	8	8	
12	Gaines, Kenny	g	1-3	0-2	0-0	0	0	0	0	2	0	0	0	0	6	6	
23	Brantley, Sherrard	g	1-2	1-2	0-0	0	1	1	1	3	1	0	0	0	16	16	
31	Morris, Brandon	g	0-0	0-0	0-0	0	0	0	0	0	0	0	0	0	1	1	
32	Florveus, John	g	0-0	0-0	0-0	0	0	0	0	0	0	0	0	0	3	3	
41	Cannon, John	g	3-4	0-0	2-2	1	2	3	1	8	0	1	0	0	18	18	
	Team					1	2	3									
	Totals		20-49	6-19	7-9	9	18	27	16	53	11	9	4	2	200		

FG % 1st Half: 8-20 40.0% 2nd half: 12-29 41.4% Game: 20-49 40.8% Deadball Rebounds 1  
 3FG % 1st Half: 2-9 22.2% 2nd half: 4-10 40.0% Game: 6-19 31.6%  
 FT % 1st Half: 4-4 100.0% 2nd half: 3-5 60.0% Game: 7-9 77.8%

## USF 64 • 5-2

#	Player	Total			3-Ptr			Rebounds			PF	TP	A	TO	Blk	Stl	Min
		FG-FGA	FG-FGA	FT-FTA	Off	Def	Tot	Off	Def	Tot							
02	RUDD, Victor	f	3-5	2-4	4-6	0	8	8	1	12	0	0	1	0	32	32	
32	FITZPATRICK, Toarlyn	f	5-7	3-4	0-0	0	1	1	3	13	0	2	1	36	36		
33	WHITE, Kore	f	0-1	0-0	0-0	2	2	4	2	0	1	1	2	0	23	23	
11	COLLINS, Anthony	g	5-12	1-2	6-7	0	2	2	0	17	10	2	0	2	36	36	
22	NORIEGA, Shaun	g															

# GAME 9 - USF 72, YOUNGSTOWN STATE 54

Official Basketball Box Score -- Game Totals -- Final Statistics  
**YSU vs USF**  
 12/18/12 7 p.m. at USF Sun Dome

YSU 54 • 6-5

#	Player	Total			3-Ptr			Rebounds			PF	TP	A	TO	Blk	Stl	Min
		FG-FGA	FG-FGA	FT-FTA	FG-FGA	FG-FGA	FT-FTA	Off	Def	Tot							
05	BELIN, Kamren	f	0-3	0-1	0-0	0	3	3	2	0	2	1	1	1	1	19	
01	ALLEN, Blake	g	2-9	2-7	0-1	2	5	7	3	6	3	1	0	0	34		
03	PERRY, Kendrick	g	5-12	4-8	1-2	1	2	3	5	15	3	2	2	0	33		
04	AMIKER, Shawn	g	4-9	0-0	0-0	2	1	3	2	8	0	2	0	0	17		
21	EARGLE, Damian	g	3-14	0-0	1-2	3	1	4	1	7	2	1	3	2	35		
11	COLE, DJ	g	3-5	1-2	0-0	0	1	1	0	7	3	1	0	1	30		
14	CHOJNACKI, Josh	g	0-2	0-0	0-0	1	1	2	0	0	0	1	0	0	5		
20	HAIN, Bobby	g	4-9	1-3	2-2	3	4	7	2	11	0	2	0	0	21		
24	REESE, Danny	g	0-0	0-0	0-0	0	0	0	1	0	0	0	0	0	0+		
25	LARSON, Fletcher	g	0-0	0-0	0-0	0	0	0	0	0	0	0	0	0	0+		
33	WEBER, Ryan	g	0-1	0-1	0-1	1	0	1	0	0	0	0	0	0	5		
34	PODOLSKY, Mike	g	0-0	0-0	0-0	1	0	1	0	0	0	0	0	0	1		
	Team					0	3	3									
Totals			21-64	8-22	4-8	14	21	35	16	54	13	11	6	4	200		
FG % 1st Half:		13-35	37.1%	2nd half:	8-29	27.6%	Game:	21-64	32.8%								Deadball
3FG % 1st Half:		7-16	43.8%	2nd half:	1-6	16.7%	Game:	5-22	22.7%								Rebounds
FT % 1st Half:		0-0	0.0%	2nd half:	4-8	50.0%	Game:	4-8	50.0%								1

USF 72 • 6-3

#	Player	Total			3-Ptr			Rebounds			PF	TP	A	TO	Blk	Stl	Min
		FG-FGA	FG-FGA	FT-FTA	FG-FGA	FG-FGA	FT-FTA	Off	Def	Tot							
02	RUDD, Victor	f	6-15	1-2	3-4	4	12	16	0	16	1	1	0	0	34		
32	FITZPATRICK, Toarlyn	f	4-10	2-5	1-2	3	3	6	3	11	1	1	1	0	32		
33	WHITE, Kore	f	2-4	2-2	0-0	3	3	6	1	6	1	1	1	2	20		
00	BROCK, Martino	g	2-3	0-0	3-5	0	1	1	7	2	0	0	1	33			
11	COLLINS, Anthony	g	7-12	0-1	0-0	0	4	4	2	14	7	2	0	1	35		
01	ABDUL-ALEEM, Musa	g	2-9	1-6	3-4	1	1	2	2	8	1	2	1	0	16		
03	LeDAY, Zach	g	0-1	0-0	2-2	0	1	1	2	0	0	0	0	9			
05	POLAND, Jawanza	g	3-5	2-3	0-0	5	5	2	8	1	1	0	1	16			
10	McCLOSKEY, Mike	g	0-0	0-0	0-0	0	0	0	0	0	0	0	0	4			
35	OMOGBEHIN, Jordan	g	0-0	0-0	0-0	2	1	3	0	0	2	0	0	1			
	Team					0	1	1									
Totals			26-59	8-19	12-17	13	32	45	12	72	14	10	3	5	200		
FG % 1st Half:		12-28	42.9%	2nd half:	14-31	45.2%	Game:	26-59	44.1%								Deadball
3FG % 1st Half:		4-10	40.0%	2nd half:	4-9	44.4%	Game:	8-19	42.1%								Rebounds
FT % 1st Half:		5-6	83.3%	2nd half:	7-11	63.6%	Game:	12-17	70.6%								4

Officials: Jeff Clark, Mike Stuart, Jeffrey Anderson

Technical fouls: YSU-None, USF-None.

Attendance: 3680

Score by periods	1st	2nd	Total
YSU	33	21	54
USF	33	39	72

Points	In	Off	2nd	Fast	Bench
YSU	24	10	8	6	18
USF	28	15	10	10	18

Last FG - YSU 2nd-09:46, USF 2nd-04:12.  
 Largest lead - YSU by 6 2nd-15:25, USF by 19 2nd-01:37.

Score tied - 4 times.  
 Lead changed - 12 times.

# GAME 11 - USF 61, GEORGE MASON 57

Official Basketball Box Score -- Game Totals -- Final Statistics  
**MASON vs USF**  
 12/29/12 7 p.m. at USF Sun Dome

MASON 57 • 7-5, 0-0

#	Player	Total			3-Ptr			Rebounds			PF	TP	A	TO	Blk	Stl	Min
		FG-FGA	FG-FGA	FT-FTA	FG-FGA	FG-FGA	FT-FTA	Off	Def	Tot							
02	Williams, Johnny	f	3-6	0-0	0-0	1	1	2	3	6	0	1	1	0	0	17	
04	Copes, Erik	f	2-5	0-0	3-3	3	3	6	3	7	0	1	2	0	28		
14	Okolaji, Anali	f	1-4	0-2	0-0	1	0	1	4	2	0	0	0	0	14		
10	Wright, Sherrod	g	8-18	1-4	5-5	4	2	6	4	22	4	4	2	3	35		
13	Edwards, Corey	g	3-5	0-1	1-2	0	5	5	4	7	1	3	0	2	25		
00	Allen, Bryon	g	2-2	0-0	1-1	0	3	3	0	5	1	3	0	0	15		
01	Bennett, Paris	g	1-5	0-0	0-0	1	4	5	1	2	0	0	0	1	23		
03	Holloway, Patrick	g	1-5	1-5	0-0	0	0	0	1	3	0	1	0	1	16		
05	ArlEDGE, Jonathan	g	1-5	0-1	0-0	0	3	3	2	2	0	1	0	0	12		
11	Vaughns, Vertrail	g	0-5	0-2	1-2	0	0	0	2	1	2	2	0	0	15		
	Team					1	5	6									
Totals			22-60	2-15	11-13	11	26	37	24	57	8	16	5	7	200		
FG % 1st Half:		9-31	29.0%	2nd half:	13-29	44.8%	Game:	22-60	36.7%								Deadball
3FG % 1st Half:		0-8	0.0%	2nd half:	2-7	28.6%	Game:	2-15	13.3%								Rebounds
FT % 1st Half:		4-5	80.0%	2nd half:	7-8	87.5%	Game:	11-13	84.6%								2

USF 61 • 8-3, 0-0

#	Player	Total			3-Ptr			Rebounds			PF	TP	A	TO	Blk	Stl	Min
		FG-FGA	FG-FGA	FT-FTA	FG-FGA	FG-FGA	FT-FTA	Off	Def	Tot							
02	RUDD, Victor	f	2-9	0-3	2-6	0	2	2	3	6	2	2	0	3	35		
32	FITZPATRICK, Toarlyn	f	1-6	1-4	0-0	1	6	7	5	3	2	3	3	0	36		
00	BROCK, Martino	g	4-9	2-3	4-7	4	3	7	2	14	1	2	0	1	36		
05	POLAND, Jawanza	g	4-9	1-3	7-8	2	6	8	2	16	0	3	0	2	33		
11	COLLINS, Anthony	g	3-8	0-0	0-2	0	5	5	1	6	6	2	0	1	27		
01	ABDUL-ALEEM, Musa	g	3-6	3-4	2-2	0	3	3	2	11	1	0	1	0	21		
03	LeDAY, Zach	g	2-2	0-0	1-2	1	0	1	2	5	0	3	0	0	12		
10	McCLOSKEY, Mike	g	0-0	0-0	0-0	0	0	0	0	0	0	0	0	0	0+		
	Team					2	2	4									
Totals			19-49	7-17	16-27	10	27	37	17	61	12	15	4	7	200		
FG % 1st Half:		9-27	33.3%	2nd half:	10-22	45.5%	Game:	19-49	38.8%								Deadball
3FG % 1st Half:		3-9	33.3%	2nd half:	4-8	50.0%	Game:	7-17	41.2%								Rebounds
FT % 1st Half:		1-6	16.7%	2nd half:	15-21	71.4%	Game:	16-27	59.3%								5

Officials: Jim Burr, Jamie Luckie, Clarence Armstrong

Technical fouls: MASON-None, USF-None.

Attendance: 4856

Score by periods	1st	2nd	Total
MASON	22	35	57
USF	22	39	61

Points	In	Off	2nd	Fast	Bench
MASON	32	11	14	5	13
USF	18	11	9	8	16

Last FG - MASON 2nd-00:01, USF 2nd-06:30.  
 Largest lead - MASON by 2 2nd-19:44, USF by 13 2nd-05:12.

Score tied - 4 times.  
 Lead changed - 12 times.

# GAME 10 - USF 87, BOWLING GREEN 84 (30T)

Official Basketball Box Score -- Game Totals -- Final Statistics  
**Bowling Green vs USF**  
 12/21/12 7 p.m. at USF Sun Dome

Bowling Green 84 • 5-6

#	Player	Total			3-Ptr			Rebounds			PF	TP	A	TO	Blk	Stl	Min
		FG-FGA	FG-FGA	FT-FTA	FG-FGA	FG-FGA	FT-FTA	Off	Def	Tot							
15	CALHOUN, A'uston	f	9-22	1-6	3-6	4	4	8	1	22	1	1	1	1	50		
21	ORR, Chauncey	f	3-6	1-3	0-0	1	3	4	2	7	2	2	0	0	19		
35	BLACK, Cameron	c	3-3	0-0	1-2	2	4	6	5	7	0	2	3	0	27		
03	CRAWFORD, Jordan	g	10-21	4-9	3-3	3	3	6	3	27	4	7	0	0	48		
01	KRAUS, Luke	g	0-2	0-1	0-0	0	0	0	1	0	1	0	0	0	11		
10	HENDERSON, Anthony	g	3-9	3-6	0-0	1	3	4	2	9	3	0	0	1	44		
02	SEALEY, Craig	g	2-3	0-0	0-0	1	0	1	0	4	0	0	0	0	6		
12	ERGER, James	g	1-4	1-3	0-0	0	4	4	2	3	2	1	0	0	36		
20	CLARKE, Jehvon	g	1-1	1-1	0-0	0	0	0	0	3	2	0	1	0	6		
22	HOLMES, Richaun	g	1-5	0-1	0-0	1	4	5	4	2	0	0	5	0	28		
	Team					4	5	9									
Totals			33-76	11-30	7-11	17	30	47	20	84	15	14	10	2	275		
FG % 1st Half:		11-24	45														

# GAME 13 - SYRACUSE 55, USF 44

Official Basketball Box Score -- Game Totals -- Final Statistics  
SYR vs USF  
1/6/13 12 p.m. at USF Sun Dome

SYR 55 • 14-1, 2-0

##	Player	Total			3-Ptr			Rebounds			PF	TP	A	TO	Blk	Stl	Min
		FG-FGA	FG-FGA	FT-FTA	Off	Def	Tot	Off	Def	Tot							
05	FAIR, C.J.	f	5-14	0-0	0-2	6	4	10	0	10	1	1	2	0	0	39	
25	CHRISTMAS, Rakeem	f	1-4	0-0	0-0	3	0	3	4	2	1	1	1	2	22		
32	COLEMAN, DaJuan	f	0-1	0-0	0-0	0	0	0	0	0	0	0	0	0	5		
01	CARTER-WILLIAMS, M.	g	1-13	1-4	1-3	4	5	9	0	4	5	3	0	4	38		
20	TRICHE, Brandon	g	8-13	0-3	4-4	1	2	3	1	20	4	3	0	2	40		
03	GRANT, Jerami	g	1-1	0-0	0-0	1	0	1	0	2	0	0	0	0	8		
10	COONEY, Trevor	g	0-1	0-1	0-0	1	0	1	0	0	0	0	0	1	2		
12	KEITA, Baye Moussa	g	0-1	0-0	0-0	1	1	2	4	0	0	0	2	0	16		
43	SOUTHERLAND, James	g	7-15	3-9	0-0	3	5	8	3	17	1	1	0	2	30		
Team			4	3	7												
Totals			23-63	4-17	5-9	23	20	43	12	55	12	10	5	11	200		

FG % 1st Half: 13-27 48.1% 2nd half: 10-36 27.8% Game: 23-63 36.5%  
3FG % 1st Half: 2-9 22.2% 2nd half: 2-8 25.0% Game: 4-17 23.5%  
FT % 1st Half: 2-2 100.0% 2nd half: 3-7 42.9% Game: 5-9 55.6%

USF 44 • 9-4, 0-1

##	Player	Total			3-Ptr			Rebounds			PF	TP	A	TO	Blk	Stl	Min
		FG-FGA	FG-FGA	FT-FTA	Off	Def	Tot	Off	Def	Tot							
02	RUDD, Victor	f	5-14	1-8	4-5	2	9	11	3	15	0	3	2	1	37		
32	FITZPATRICK, Toarlyn	f	3-6	1-3	1-2	1	2	3	1	8	1	2	3	1	39		
00	BROCK, Martino	g	0-2	0-1	0-0	1	1	2	2	0	0	1	1	1	26		
05	POLAND, Jawanza	g	5-12	2-7	0-0	2	3	5	2	12	1	5	0	2	36		
11	COLLINS, Anthony	g	2-2	1-1	0-0	0	4	4	2	5	7	3	1	2	40-		
01	ABDUL-ALEEM, Musa	g	0-3	0-1	0-1	0	1	1	2	0	1	0	0	0	5		
03	LeDAY, Zach	g	1-1	1-1	1-2	0	0	0	2	4	0	1	0	0	12		
23	HAWKINS, JaVontae	g	0-0	0-0	0-0	0	0	0	0	0	0	0	0	0	3		
35	OMOGBEHIN, Jordan	g	0-0	0-0	0-0	0	0	0	0	0	0	0	0	0	2		
Team			0	0	0												
Totals			16-40	6-22	6-10	6	20	26	14	44	10	17	7	7	200		

FG % 1st Half: 9-22 40.9% 2nd half: 7-18 38.9% Game: 16-40 40.0%  
3FG % 1st Half: 3-10 30.0% 2nd half: 3-12 25.0% Game: 6-22 27.3%  
FT % 1st Half: 2-4 50.0% 2nd half: 4-6 66.7% Game: 6-10 60.0%

Officials: Jim Burr, Joe Lindsey, Bryan Kersey  
Technical fouls: SYR-None, USF-None.  
Attendance: 10024

Score by periods	1st	2nd	Total
SYR	30	25	55
USF	23	21	44

Points	In	Off	2nd	Fast	Bench
SYR	28	15	18	8	19
USF	18	9	4	4	4

Last FG - SYR 2nd-01:28, USF 2nd-00:38.  
Largest lead - SYR by 12 2nd-00:59, USF by 10 1st-12:33.

Score tied - 2 times.  
Lead changed - 1 time.

# GAME 14 - VILLANOVA 61, USF 53

Official Basketball Box Score -- Game Totals -- Final Statistics  
Villanova vs USF  
1/9/13 8 p.m. at USF Sun Dome

Villanova 61 • 11-4,2-0

##	Player	Total			3-Ptr			Rebounds			PF	TP	A	TO	Blk	Stl	Min
		FG-FGA	FG-FGA	FT-FTA	Off	Def	Tot	Off	Def	Tot							
13	YAROU, Mouphtaou	f	6-11	0-0	4-5	3	10	13	2	16	2	0	1	0	32		
23	OCHEFU, Daniel	f	6-10	0-0	0-3	5	3	8	0	12	2	0	0	1	25		
04	HILLIARD, Darrun	g	1-7	1-5	0-0	0	6	6	2	3	2	4	0	0	33		
15	ARCIDIACONO, Ryan	g	2-5	1-4	0-0	0	2	2	3	5	3	1	0	0	34		
32	BELL, James	g	1-5	1-4	2-4	0	2	2	4	5	1	1	1	2	24		
05	CHENNAULT, Tony	g	0-3	0-2	0-0	0	1	1	2	0	1	0	0	0	10		
22	PINKSTON, JayVaughn	g	5-8	0-0	5-8	2	2	4	3	15	2	3	1	0	18		
24	YACOUBOU, Achraf	g	2-4	1-3	0-0	1	1	2	2	5	1	1	1	0	17		
25	TUTTON, Maurice	g	0-2	0-0	0-0	1	0	1	1	0	1	0	2	0	7		
Team																	
Totals			23-55	4-18	11-20	15	27	42	19	61	14	12	6	3	200		

FG % 1st Half: 13-33 39.4% 2nd half: 10-22 45.5% Game: 23-55 41.8%  
3FG % 1st Half: 3-12 25.0% 2nd half: 1-6 16.7% Game: 4-18 22.2%  
FT % 1st Half: 2-4 50.0% 2nd half: 6-12 50.0% Game: 11-20 55.0%

USF 53 • 9-5,0-2

##	Player	Total			3-Ptr			Rebounds			PF	TP	A	TO	Blk	Stl	Min
		FG-FGA	FG-FGA	FT-FTA	Off	Def	Tot	Off	Def	Tot							
02	RUDD, Victor	f	3-11	1-5	5-6	1	4	5	3	12	0	1	1	0	31		
32	FITZPATRICK, Toarlyn	f	4-8	2-5	0-0	0	3	3	4	10	0	2	2	1	35		
00	BROCK, Martino	g	3-7	0-2	0-0	1	4	5	1	6	1	0	0	1	32		
05	POLAND, Jawanza	g	1-7	1-3	1-2	1	5	6	1	4	0	0	1	2	24		
11	COLLINS, Anthony	g	4-9	0-0	3-4	1	2	3	1	11	4	2	0	1	38		
01	ABDUL-ALEEM, Musa	g	1-3	1-2	0-0	1	1	2	0	3	0	1	0	0	8		
03	LeDAY, Zach	g	1-3	0-1	2-3	2	3	5	4	4	0	1	0	1	18		
23	HAWKINS, JaVontae	g	1-2	1-2	0-0	0	0	0	3	3	2	2	0	0	9		
35	OMOGBEHIN, Jordan	g	0-0	0-0	0-0	0	0	0	2	0	0	0	0	0	5		
Team																	
Totals			18-50	6-20	11-15	8	24	32	19	53	7	11	4	6	200		

FG % 1st Half: 7-23 30.4% 2nd half: 11-27 40.7% Game: 18-50 36.0%  
3FG % 1st Half: 4-11 36.4% 2nd half: 2-9 22.2% Game: 6-20 30.0%  
FT % 1st Half: 2-4 50.0% 2nd half: 9-10 90.0% Game: 11-15 73.3%

Officials: Pat Driscoll, James Breeding, Bo Boroski  
Technical fouls: Villanova-None, USF-None.  
Attendance: 5014

Score by periods	1st	2nd	Total
Villanova	34	27	61
USF	20	33	53

Points	In	Off	2nd	Fast	Bench
VU	30	11	17	2	20
USF	14	12	2	0	10

Last FG - VU 2nd-01:50, USF 2nd-00:01.  
Largest lead - VU by 18 2nd-18:35, USF by 3 1st-17:51.

Score tied - 2 times.  
Lead changed - 2 times.

# GAME 15 - #3/4 LOUISVILLE 64, USF 38

Official Basketball Box Score -- Game Totals -- Final Statistics  
USF vs LOUISVILLE  
1/12/13 4:04PM at KFC Yum! Center, Louisville, KY

USF 38 • 9-6,0-3

##	Player	Total			3-Ptr			Rebounds			PF	TP	A	TO	Blk	Stl	Min
		FG-FGA	FG-FGA	FT-FTA	Off	Def	Tot	Off	Def	Tot							
03	LeDAY, Zach	f	1-5	0-0	0-2	1	2	3	5	2	0	1	1	0	26		
32	FITZPATRICK, Toarlyn	f	3-11	1-6	0-0	1	1	2	3	7	0	3	1	1	32		
00	BROCK, Martino	g	1-5	0-2	2-4	1	2	3	4	3	2	0	3	2	26		
11	COLLINS, Anthony	g	1-3	0-0	3-5	0	1	1	2	5	1	5	0	2	34		
23	HAWKINS, JaVontae	g	2-8	1-2	4-4	0	1	1	0	9	0	4	0	0	23		
01	ABDUL-ALEEM, Musa	g	0-3	0-2	0-0	0	0	0	1	0	0	0	0	0	6		
02	RUDD, Victor	g	4-8	1-3	1-4	1	7	8	0	10	0	1	0	0	23		
05	POLAND, Jawanza	g	0-2	0-2	1-2	0	4	4	0	1	0	1	0	0	15		
10	McCLOSKEY, Mike	g	0-0	0-0	0-0	0	0	0	0	0	0	0	0	0	4		
35	OMOGBEHIN, Jordan	g	0-0	0-0	0-0	0	0	0	3	0	0	0	1	0	11		
Team																	
Totals			12-45	3-17	11-21	6	18	24	16	38	4	17	3	6	200		

FG % 1st Half: 5-22 22.7% 2nd half: 7-23 30.4% Game: 12-45 26.7%  
3FG % 1st Half: 2-9 22.2% 2nd half: 1-8 12.5% Game: 3-17 17.6%  
FT % 1st Half: 3-9 33.3% 2nd half: 8-12 66.7% Game: 11-21 52.4%

LOUISVILLE 64 • 15-1,3-0

##	Player	Total			3-Ptr			Rebounds			PF	TP	A	TO	Blk	Stl	Min
		FG-FGA	FG-FGA	FT-FTA	Off	Def	Tot	Off	Def	Tot							
20	BLACKSHEAR, Wayne	f	2-4	0-1	0-0	0	4	4	2	4	0	1	0	1	24		
24	HARRELL, Montrezl	f	1-4	0-0	0-0	2	2	4	2	2	1	0	2	2	19		
10	DIENG, Gorgui	c	5-8	0-0	2-2	7	9	16	1	12	0	1	1	0	25		
02	SMITH, Russ	g	2-13	0-4	4-5	2	1	3	2	8	1	3	0	0	18		
03	SIVA, Peyton	g	7-11	3-5	0-0	1	2	3	4	17	1	4	0	3	32		
05	WARE, Kevin	g	1-4	0-2	2-2	0	0	0	1	4	1	2	0	1	20		
1																	

# GAME 17 - USF 61, GEORGETOWN 58

Official Basketball Box Score -- Game Totals -- Final Statistics  
Georgetown vs USF  
1/19/13 6 p.m. at USF Sun Dome

Georgetown 58 • 12-4, 2-3

##	Player	Total			3-Ptr			Rebounds			PF	TP	A	TO	Blk	Stl	Min
		FG-FGA	FG-FGA	FT-FTA	FG-FGA	FG-FGA	FT-FTA	Off	Def	Tot							
03	HOPKINS, Mikael	f	0-0	0-0	0-0	0	0	0	1	0	1	3	0	1	1	17	
22	PORTER, Otto	f	8-14	3-6	2-3	1	5	6	2	21	2	2	0	0	34		
34	LUBICK, Nate	f	4-7	0-1	0-0	3	7	10	5	8	3	4	0	0	34		
05	STARKS, Markel	g	1-8	1-5	0-0	0	2	2	3	3	1	2	0	2	37		
55	TRAWICK, Jabril	g	3-5	1-2	1-2	1	2	3	3	8	2	2	0	0	31		
04	SMITH-RIVERA, D'Vaun	g	5-7	2-3	4-5	2	4	6	1	16	4	2	0	0	31		
23	BOWEN, Aaron	g	1-4	0-1	0-0	2	1	3	1	2	2	0	0	0	12		
32	AYEGBA, Moses	g	0-0	0-0	0-0	0	0	0	0	0	0	0	0	0	4		
Team						1	3	4									
Totals			22-45	7-18	7-10	10	24	34	16	58	15	15	0	3	200		
FG % 1st Half:		12-20	60.0%	2nd half:	10-25	40.0%	Game:		22-45	48.9%	Deadball Rebounds:						
3FG % 1st Half:		5-10	50.0%	2nd half:	2-8	25.0%	Game:		7-18	38.9%	2						
FT % 1st Half:		2-3	66.7%	2nd half:	5-7	71.4%	Game:		7-10	70.0%							

USF 61 • 10-7, 1-4

##	Player	Total			3-Ptr			Rebounds			PF	TP	A	TO	Blk	Stl	Min
		FG-FGA	FG-FGA	FT-FTA	FG-FGA	FG-FGA	FT-FTA	Off	Def	Tot							
02	RUDD, Victor	f	2-5	2-5	1-2	2	2	4	1	7	2	0	1	2	36		
32	FITZPATRICK, Toarlyn	f	3-8	2-7	1-2	3	2	5	3	9	0	1	0	2	35		
00	BROCK, Martino	g	1-3	0-1	0-0	0	2	2	0	2	3	0	1	1	18		
11	COLLINS, Anthony	g	3-9	2-3	6-6	1	1	2	2	14	5	2	0	1	36		
23	HAWKINS, JaVontae	g	6-12	0-3	0-0	2	1	3	3	12	1	1	0	1	33		
03	LeDAY, Zach	g	0-0	0-0	0-0	0	0	0	3	0	0	0	0	3			
05	POLAND, Jawanza	g	4-12	2-7	5-5	1	4	5	1	15	1	0	0	1	32		
33	WHITE, Kore	g	1-2	0-1	0-1	0	0	0	2	2	0	0	0	0	7		
Team						0	2	2									
Totals			20-51	8-27	13-16	9	14	23	15	61	12	5	2	8	200		
FG % 1st Half:		9-29	31.0%	2nd half:	11-22	50.0%	Game:		20-51	39.2%	Deadball Rebounds:						
3FG % 1st Half:		1-14	7.1%	2nd half:	7-13	53.8%	Game:		8-27	29.6%	1						
FT % 1st Half:		4-6	66.7%	2nd half:	9-10	90.0%	Game:		13-16	81.3%							

Officials: Brian O'Connell, Earl Walton, Alfred Smith  
Technical fouls: Georgetown-None. USF-None.  
Attendance: 6189

Score by periods	1st	2nd	Total
Georgetown	31	27	58
USF	23	38	61

Last FG - GU 2nd-02:23, USF 2nd-06:39.  
Largest lead - GU by 11 1st-01:17, USF by 7 2nd-09:23.

Points	In	Off	2nd	Fast	Bench
GU	Paint	T/O	Chance	Break	
USF	28	8	7	6	18
USF	20	20	9	0	17

Score tied - 4 times.  
Lead changed - 8 times.

# GAME 18 - SETON HALL 55, USF 47

Official Basketball Box Score -- Game Totals -- Final Statistics  
USF vs Seton Hall  
1/23/13 7:00 PM at Newark, N.J. (Prudential Center)

USF 47 • 10-8, 1-5

##	Player	Total			3-Ptr			Rebounds			PF	TP	A	TO	Blk	Stl	Min
		FG-FGA	FG-FGA	FT-FTA	FG-FGA	FG-FGA	FT-FTA	Off	Def	Tot							
02	RUDD, Victor	f	2-9	0-5	2-2	2	4	6	3	6	0	0	0	1	35		
32	FITZPATRICK, Toarlyn	f	4-16	0-7	2-2	2	4	6	3	10	0	2	0	2	33		
00	BROCK, Martino	g	4-10	0-1	0-0	2	1	3	2	8	2	0	1	4	31		
11	COLLINS, Anthony	g	2-7	0-1	2-2	0	0	0	6	10	2	0	1	40			
23	HAWKINS, JaVontae	g	1-2	0-0	0-0	1	1	2	1	2	0	0	0	0	23		
03	LeDAY, Zach	g	1-2	0-0	0-0	0	0	0	0	2	0	0	1	0	9		
05	POLAND, Jawanza	g	5-10	3-5	0-0	2	1	3	1	13	0	1	0	2	36		
33	WHITE, Kore	g	0-0	0-0	0-0	0	0	0	0	0	0	0	0	1	3		
Team						1	1	2									
Totals			19-56	3-19	6-6	10	12	22	10	47	12	6	2	11	200		
FG % 1st Half:		8-25	32.0%	2nd half:	11-31	35.5%	Game:		19-56	33.9%	Deadball Rebounds:						
3FG % 1st Half:		2-10	20.0%	2nd half:	1-9	11.1%	Game:		3-19	15.8%	0						
FT % 1st Half:		4-4	100.0%	2nd half:	2-2	100.0%	Game:		6-6	100.0%							

Seton Hall 55 • 13-6, 2-4

##	Player	Total			3-Ptr			Rebounds			PF	TP	A	TO	Blk	Stl	Min
		FG-FGA	FG-FGA	FT-FTA	FG-FGA	FG-FGA	FT-FTA	Off	Def	Tot							
13	KARLIS, Haralds	f	1-3	0-0	0-0	2	2	4	3	2	1	3	0	1	18		
21	TEAGUE, Eugene	c	4-6	0-0	0-0	1	2	3	1	8	1	5	1	0	30		
00	MAAYAN, Tom	g	0-0	0-0	0-0	0	2	2	0	0	3	0	0	0	27		
01	COSBY, Aaron	g	1-7	1-5	1-2	0	3	3	1	4	5	4	1	0	32		
23	EDWIN, Fuquan	g	4-11	1-5	7-9	3	7	10	3	16	0	1	0	2	35		
10	MOBLEY, Brandon	g	7-8	0-0	0-0	2	3	5	0	14	0	1	0	0	21		
02	SMYTH, Kyle	g	1-1	0-0	0-0	0	3	3	1	2	2	0	0	0	23		
22	OLIVER, Brian	g	3-3	3-3	0-0	0	2	2	1	9	1	0	0	0	12		
50	GERAMIPOOR, Aaron	g	0-1	0-0	0-0	1	1	2	1	0	0	0	0	0	2		
Team						0	1	1									
Totals			21-40	5-13	8-11	9	26	35	13	55	10	17	2	3	200		
FG % 1st Half:		12-20	60.0%	2nd half:	9-20	45.0%	Game:		21-40	52.5%	Deadball Rebounds:						
3FG % 1st Half:		3-5	60.0%	2nd half:	2-8	25.0%	Game:		5-13	38.5%	1,1						
FT % 1st Half:		2-4	50.0%	2nd half:	6-7	85.7%	Game:		8-11	72.7%							

Officials: Ed Corbett, Pat Driscoll and Chris Beaver  
Technical fouls: USF-None. Seton Hall-None.  
Attendance: 6327

Score by periods	1st	2nd	Total
USF	22	25	47
Seton Hall	29	26	55

Last FG - USF 2nd-01:43, SHU 2nd-01:51.  
Largest lead - USF None, SHU by 11 2nd-10:25.

Points	In	Off	2nd	Fast	Bench
USF	Paint	T/O	Chance	Break	
USF	28	12	4	8	15
SHU	30	4	6	6	25

Score tied - 0 times.  
Lead changed - 0 times.

# GAME 19 - #24/23 NOTRE DAME 73, USF 65

Official Basketball Box Score -- Game Totals -- Final Statistics  
Notre Dame vs USF  
1/26/13 Noon at USF Sun Dome

Notre Dame 73 • 16-4, 4-3

##	Player	Total			3-Ptr			Rebounds			PF	TP	A	TO	Blk	Stl	Min
		FG-FGA	FG-FGA	FT-FTA	FG-FGA	FG-FGA	FT-FTA	Off	Def	Tot							
25	KNIGHT, Tom	f	8-10	0-0	1-2	4	3	7	4	17	0	1	2	0	32		
45	COOLEY, Jack	f	2-4	0-0	2-2	6	8	14	4	6	1	2	0	1	30		
00	ATKINS, Eric	g	4-9	3-5	2-2	0	1	1	4	13	4	1	0	1	37		
22	GRANT, Jerian	g	6-12	3-6	3-3	0	3	3	2	18	8	3	0	0	39		
24	CONNAUGHTON, Pat	g	5-8	2-5	0-0	2	1	3	1	12	2	1	1	0	34		
01	BIEDSCHEID, Cameron	g	2-5	1-3	0-0	0	0	0	0	5	1	1	0	0	9		
11	SHERMAN, Garrick	g	0-1	0-0	2-2	1	3	4	2	2	2	0	0	0	15		
20	BURGETT, Austin	g	0-1	0-0	0-0	0	0	0	0	0	0	0	0	0	4		
Team						0	2	2									
Totals			27-50	9-19	10-11	13	21	34	17	73	16	13	3	2	200		
FG % 1st Half:		12-25	48.0%	2nd half:	15-25	60.0%	Game:		27-50	54.0%	Deadball Rebounds:						
3FG % 1st Half:		4-10	40.0%	2nd half:	5-9	55.6%	Game:		9-19	47.4%	0						
FT % 1st Half:		0-0	0.0%	2nd half:	10-11	90.9%	Game:		10-11	90.9%							

USF 65 • 10-9, 1-6

##	Player	Total			3-Ptr			Rebounds			PF	TP	A	TO	Blk	Stl	Min
		FG-FGA	FG-FGA	FT-FTA	FG-FGA	FG-FGA	FT-FTA	Off	Def	Tot							
02	RUDD, Victor	f	3-7	1-3	0-0	0	1	1	2	7	0	0	1	1	28		
32	FITZPATRICK, Toarlyn	f	3-8	1-5	0-0	1	3	4	1	7	0	1	1	3	33		
33	WHITE, Kore	f	0-2	0-1	0-0	0	0	0	0	0	0	1	0	0	8		
00	BROCK, Martino	g	4-7	1-3	2-3	0	1	1	2	11	2	1	0	1</			

# GAME 21 - UCONN 69, USF 64 (OT)

Official Basketball Box Score -- Game Totals -- Final Statistics  
**USF vs UCONN**  
 2/3/13 2:00 p.m. at Harry A. Gampel Pavilion Storrs, Conn.

**USF 64 • 10-11, 1-8**

#	Player	Total			3-Ptr			Rebounds			PF	TP	A	TO	Blk	Stl	Min
		FG-FGA	FG-FGA	FT-FTA	Off	Def	Tot	Off	Def	Tot							
02	RUDD, Victor	f	4-10	0-4	4-6	1	4	5	3	12	1	1	2	1	0	1	31
32	FITZPATRICK, Toarlyn	f	8-17	5-12	1-1	2	8	10	4	22	0	4	0	0	0	41	
00	BROCK, Martino	g	1-4	0-0	2-2	3	2	5	1	4	2	2	0	1	0	26	
11	COLLINS, Anthony	g	3-6	0-0	4-4	0	3	3	3	10	2	5	0	0	0	41	
23	HAWKINS, Javontae	g	2-8	0-3	2-2	1	1	2	3	6	1	2	1	0	0	25	
03	LEDAY, Zach	g	0-4	0-1	0-0	3	0	3	3	0	0	0	0	1	0	16	
05	POLAND, Jawanza	g	3-12	1-6	1-2	2	7	9	1	8	1	0	1	4	0	32	
33	WHITE, Kore	g	1-2	0-1	0-0	0	1	1	2	2	0	0	0	0	0	10	
35	OMOGBEHIN, Jordan	g	0-0	0-0	0-0	0	0	0	0	0	0	0	0	0	0	3	
Team						2	3	5									
Totals			22-63	6-27	14-17	14	29	43	20	64	7	14	4	7	225		

FG % 1st Half: 10-28 35.7% 2nd half: 8-25 32.0% OT: 4-10 40.0% Game: 22-63 34.9% Deadball Rebounds 1  
 3FG % 1st Half: 3-11 27.3% 2nd half: 2-11 18.2% OT: 1-5 20.0% Game: 6-27 22.2%  
 FT % 1st Half: 4-4 100.0 2nd half: 7-9 77.8% OT: 3-4 75.0% Game: 14-17 82.4%

**UCONN 69 • 15-5, 5-3**

#	Player	Total			3-Ptr			Rebounds			PF	TP	A	TO	Blk	Stl	Min
		FG-FGA	FG-FGA	FT-FTA	Off	Def	Tot	Off	Def	Tot							
02	DANIELS, DeAndre	f	2-10	0-2	2-2	2	4	6	5	6	1	1	4	0	0	26	
10	OLANDER, Tyler	f	2-5	0-0	0-0	2	3	5	1	4	1	1	1	1	0	32	
11	BOATRIGHT, Ryan	g	3-11	3-7	8-10	1	4	5	0	17	1	3	0	1	0	43	
13	NAPIER, Shabazz	g	7-14	5-10	5-7	1	7	8	3	24	4	3	0	3	0	43	
21	CALHOUN, Omar	g	1-8	0-5	5-6	2	3	5	2	7	2	2	0	2	0	33	
01	WOLF, Enosch	g	0-0	0-0	1-2	1	1	2	1	1	0	0	0	0	0	10	
05	GIFFEY, Niels	g	0-3	0-1	5-6	0	2	2	0	5	2	0	1	1	0	21	
12	EVANS, R.J.	g	1-3	0-0	0-0	1	1	2	1	2	0	0	0	1	0	9	
22	TOLKSDORF, Leon	g	1-3	1-2	0-0	1	0	1	3	0	0	0	0	0	0	8	
Team						1	4	5									
Totals			17-57	9-27	26-33	12	29	41	14	69	11	10	6	9	225		

FG % 1st Half: 5-27 18.5% 2nd half: 9-26 34.6% OT: 3-4 75.0% Game: 17-57 29.8% Deadball Rebounds 6  
 3FG % 1st Half: 3-11 27.3% 2nd half: 3-12 25.0% OT: 3-4 75.0% Game: 9-27 33.3%  
 FT % 1st Half: 2-5 40.0% 2nd half: 16-18 88.9% OT: 8-10 80.0% Game: 26-33 78.8%

Officials: John Gaffney, Jamie Luckie, Mike Eades  
 Technical fouls: USF-None. UCONN-None.  
 Attendance: 9205

Score by periods	1st	2nd	OT	Total
USF	27	25	12	64
UCONN	15	37	17	69

# GAME 22 -#24/RV MARQUETTE 70, USF 47

Official Basketball Box Score -- Game Totals -- Final Statistics  
**Marquette vs USF**  
 2/6/13 7 p.m. at USF Sun Dome

**Marquette 70 • 16-5, 7-2**

#	Player	Total			3-Ptr			Rebounds			PF	TP	A	TO	Blk	Stl	Min
		FG-FGA	FG-FGA	FT-FTA	Off	Def	Tot	Off	Def	Tot							
10	ANDERSON, Juan	f	0-4	0-2	2-2	2	5	7	1	2	2	2	1	0	0	16	
42	OTULE, Chris	c	2-2	0-0	2-4	2	0	2	1	6	0	3	1	1	0	21	
05	CADOUGAN, Junior	g	4-7	2-3	1-1	1	3	4	1	11	5	3	0	2	0	29	
13	BLUE, Vander	g	5-11	1-4	2-2	0	2	2	1	13	1	2	0	0	0	31	
22	LOCKETT, Trent	g	1-5	0-2	3-3	0	2	2	5	1	0	0	0	0	0	21	
00	WILSON, Jamil	g	3-9	1-1	3-4	3	2	5	0	10	0	0	1	0	0	21	
01	FERGUSON, Jamal	g	1-1	0-0	0-0	0	0	0	0	0	0	0	0	0	0	6	
04	MAYO, Todd	g	5-7	2-4	1-1	0	2	2	13	0	0	0	0	0	0	21	
12	WILSON, Derrick	g	0-0	0-0	0-0	0	0	0	0	3	0	0	0	0	0	11	
23	THOMAS, Jake	g	0-1	0-0	0-0	0	0	0	0	0	0	0	0	0	0	2	
25	TAYLOR, JR, Steve	g	0-1	0-0	0-0	0	1	1	1	0	0	0	0	0	0	6	
30	FLOOD, Dylan	g	0-0	0-0	0-0	0	0	0	0	1	0	0	0	0	0	0+	
54	GARDNER, Davante	g	2-3	0-0	4-4	2	2	4	3	8	1	3	0	1	0	15	
Team						2	2	4									
Totals			23-51	6-17	18-21	12	19	31	16	70	13	13	3	5	200		

FG % 1st Half: 14-26 53.8% 2nd half: 9-25 36.0% Game: 23-51 45.1% Deadball Rebounds 2  
 3FG % 1st Half: 3-6 50.0% 2nd half: 3-11 27.3% Game: 6-17 35.3%  
 FT % 1st Half: 8-10 80.0% 2nd half: 10-11 90.9% Game: 18-21 85.7%

**USF 47 • 10-12, 1-9**

#	Player	Total			3-Ptr			Rebounds			PF	TP	A	TO	Blk	Stl	Min
		FG-FGA	FG-FGA	FT-FTA	Off	Def	Tot	Off	Def	Tot							
02	RUDD, Victor	f	3-10	0-4	2-2	2	2	4	1	8	2	4	1	0	0	31	
32	FITZPATRICK, Toarlyn	f	3-10	1-5	0-0	4	3	7	3	7	0	0	1	0	0	34	
35	OMOGBEHIN, Jordan	c	1-2	0-0	0-0	2	2	4	3	2	0	2	0	0	0	16	
11	COLLINS, Anthony	g	2-7	1-3	1-2	1	2	3	6	5	4	0	0	0	0	38	
23	HAWKINS, JaVontae	g	1-4	0-0	0-0	2	1	3	2	2	0	2	0	1	0	14	
00	BROCK, Martino	g	1-4	1-3	0-1	0	2	2	3	1	0	0	0	1	0	12	
03	LeDAY, Zach	g	4-7	0-1	6-8	3	2	5	3	14	0	1	1	1	0	26	
04	DAKAK, Mike	g	0-0	0-0	0-0	0	0	0	0	0	0	0	0	0	0	1	
05	POLAND, Jawanza	g	2-4	1-3	0-0	0	1	1	2	5	0	3	1	1	0	22	
10	McCLOSKEY, Mike	g	0-1	0-1	0-0	0	0	0	0	0	0	0	0	0	0	2	
33	WHITE, Kore	g	0-0	0-0	0-0	0	0	0	0	1	0	0	0	0	0	1	
Team						1	2	3									
Totals			17-49	4-20	9-13	15	17	32	20	47	8	19	4	5	200		

FG % 1st Half: 5-18 27.8% 2nd half: 12-31 38.7% Game: 17-49 34.7% Deadball Rebounds 2  
 3FG % 1st Half: 3-7 42.9% 2nd half: 1-13 7.7% Game: 4-20 20.0%  
 FT % 1st Half: 3-4 75.0% 2nd half: 6-9 66.7% Game: 9-13 69.2%

Officials: Michael Stephens, Brian O'Connell, Les Jones  
 Technical fouls: Marquette-None. USF-OMOGBEHIN, Jordan.  
 Attendance: 5186

Score by periods	1st	2nd	Total
Marquette	39	31	70
USF	16	31	47

Points In Off 2nd Fast  
 Paint T/O Chance Break Bench  
 MU 24 28 19 6 33  
 USF 22 11 12 2 22

Score tied - 0 times.  
 Lead changed - 0 times.

# GAME 23 - VILLANOVA 68, USF 40

Official Basketball Box Score -- Game Totals -- Final Statistics  
**USF vs Villanova**  
 02/09/13 3:00 PM at The Pavilion (Villanova, Pa.)

**USF 40 • (10-13, 1-10 BE)**

#	Player	Total			3-Ptr			Rebounds			PF	TP	A	TO	Blk	Stl	Min
		FG-FGA	FG-FGA	FT-FTA	Off	Def	Tot	Off	Def	Tot							
03	LeDAY, Zach	f	0-4	0-1	7-8	0	2	2	3	7	0	0	0	1	0	23	
32	FITZPATRICK, Toarlyn	f	2-8	0-4	2-2	1	4	5	2	6	0	0	0	0	0	32	
00	BROCK, Martino	g	0-4	0-1	0-2	0	5	5	2	0	1	2	0	1	0	25	
05	POLAND, Jawanza	g	3-12	1-6	1-2	0	4	4	2	8	1	4	0	1	0	30	
11	COLLINS, Anthony	g	1-4	0-0	0-1	1	2	1	2	1	3	0	0	0	0	32	
01	ABDUL-ALEEM, Musa	g	0-2	0-0	0-0	0	0	0	1	0	0	0	0	0	0	7	
10	McCLOSKEY, Mike	g	0-1	0-1	0-0	0	0	0	1	0	0	0	0	0	0	5	
23	HAWKINS, JaVontae	g	3-9	0-3	7-9	2	2	4	2	13	0	1	0	0	0	21	
33	WHITE, Kore	g	2-3	0-1	0-0	1	1	2	4	4	0	0	0	1	0	17	
35	OMOGBEHIN, Jordan	g	0-0	0-0	0-2	0	2	2	0	0	0	0	0	0	0	8	
Team						1	1	2									
Totals			11-47	1-17	17-26	6	22	28	20	40	3	10	0	5	200		

FG % 1st Half: 5-22 22.7% 2nd half: 6-25 24.0% Game: 11-47 23.4% Deadball Rebounds 3  
 3FG % 1st Half: 1-8 12.5% 2nd half: 0-9 0.0% Game: 1-17 5.9%  
 FT % 1st Half: 5-7 71.4% 2nd half: 12-19 63.2% Game: 17-26 65.4%

**Villanova 68 • (15-9, 6-5 BE)**

#	Player	Total			3-Ptr			Rebounds			PF	TP	A	TO	Blk	Stl	Min
		FG-FGA	FG-FGA	FT-FTA	Off	Def	Tot										

# GAME 25 - #12/12 LOUISVILLE 59, USF 41

Official Basketball Box Score -- Game Totals -- Final Statistics  
Louisville vs USF  
2/17/13 1 p.m. at USF Sun Dome

Louisville 59 • 21-5, 9-4

#	Player	Total			3-Ptr			Rebounds			PF	TP	A	TO	Blk	Stl	Min
		FG	FGA	FT	FTA	FG	FGA	FT	FTA	Off							
11	HANCOCK, Luke	f	2-5	1-3	0-0	0	1	1	2	5	0	1	0	0	0	12	
21	BEHANAN, Chane	f	5-9	0-1	2-4	1	3	4	2	12	3	1	1	1	21		
10	DIENG, Gorgui	c	1-4	0-0	2-2	3	7	10	1	4	0	1	5	2	32		
02	SMITH, Russ	g	4-7	0-2	7-7	2	4	6	1	15	4	3	0	1	31		
03	SIVA, Peyton	g	1-2	0-1	0-0	0	2	2	3	2	7	4	0	2	30		
05	WARE, Kevin	g	3-6	1-2	0-0	0	3	3	2	7	0	2	0	1	21		
15	HENDERSON, Tim	g	0-0	0-0	0-0	0	0	0	0	0	0	0	0	0	0+		
20	BLACKSHEAR, Wayne	g	5-11	0-4	2-2	1	2	3	4	12	0	0	0	3	26		
24	HARRELL, Montrezl	g	1-3	0-0	0-2	1	1	2	0	2	0	1	2	0	19		
44	VAN TREESE, Stephan	g	0-1	0-0	0-0	2	0	2	0	0	1	0	0	0	8		
Team						1	2	3			1						
Totals			22-48	2-13	13-17	11	25	36	15	59	15	14	8	10	200		

FG % 1st Half: 13-29 44.8% 2nd half: 9-19 47.4% Game: 22-48 45.8%  
3FG % 1st Half: 1-9 11.1% 2nd half: 1-4 25.0% Game: 2-13 15.4%  
FT % 1st Half: 5-7 71.4% 2nd half: 8-10 80.0% Game: 13-17 76.5%

USF 41 • 10-15, 1-12

#	Player	Total			3-Ptr			Rebounds			PF	TP	A	TO	Blk	Stl	Min
		FG	FGA	FT	FTA	FG	FGA	FT	FTA	Off							
02	RUDD, Victor	f	3-12	1-6	0-1	4	5	9	1	7	1	6	2	0	35		
32	FITZPATRICK, Toarlyn	f	3-9	2-6	1-2	0	3	3	4	9	1	1	1	2	35		
33	WHITE, Kore	f	0-5	0-0	0-0	4	5	9	1	0	1	2	2	0	27		
11	COLLINS, Anthony	g	1-6	1-2	2-2	0	1	1	2	5	3	2	0	2	36		
23	HAWKINS, JaVontae	g	2-9	1-3	4-4	4	1	5	1	9	0	1	0	0	22		
00	BROCK, Martino	g	0-0	0-0	0-0	0	0	0	1	0	1	3	1	0	6		
03	LeDAY, Zach	g	0-2	0-0	0-0	0	0	0	2	0	0	0	0	0	12		
05	POLAND, Jawanza	g	4-9	0-3	3-4	2	3	5	2	11	0	1	0	1	23		
10	McCLOSKEY, Mike	g	0-0	0-0	0-0	0	0	0	0	0	0	0	0	0	2		
35	OMOGBEHIN, Jordan	g	0-1	0-0	0-0	0	0	0	1	0	0	0	0	0	2		
Team						2	0	2									
Totals			13-53	5-20	10-13	16	18	34	15	41	7	16	6	5	200		

FG % 1st Half: 9-26 34.6% 2nd half: 4-27 14.8% Game: 13-53 24.5%  
3FG % 1st Half: 5-9 55.6% 2nd half: 0-11 0.0% Game: 5-20 25.0%  
FT % 1st Half: 1-2 50.0% 2nd half: 9-11 81.8% Game: 10-13 76.9%

Officials: Michael Stephens, Brian O'Connell, Les Jones  
Technical fouls: Louisville-None. USF-None.  
Attendance: 7368

Score by periods	1st	2nd	Total
Louisville	32	27	59
USF	24	17	41

Points	In	Off	2nd	Fast	Bench
Paint	T/O	Chance	Break		
LOU	32	23	10	12	21
USF	14	13	8	2	11

Last FG - LOU 2nd-03:09, USF 2nd-03:16.  
Largest lead - LOU by 22 2nd-06:12, USF by 3 1st-16:19.

Score tied - 3 times.  
Lead changed - 2 times.

# GAME 26 - ST. JOHN'S 69, USF 54

Official Basketball Box Score -- Game Totals -- Final Statistics  
USF vs St. John's  
02/20/13 7 p.m. at Queens, N.Y. (Carnesecca Arena)

USF 54 • 10-16 (1-13)

#	Player	Total			3-Ptr			Rebounds			PF	TP	A	TO	Blk	Stl	Min
		FG	FGA	FT	FTA	FG	FGA	FT	FTA	Off							
02	RUDD, Victor	f	7-15	3-6	1-2	4	7	11	5	18	0	4	0	0	39		
32	FITZPATRICK, Toarlyn	f	2-10	1-7	0-2	1	4	5	3	5	1	1	0	0	28		
33	WHITE, Kore	f	0-1	0-1	0-0	0	0	0	0	0	0	1	0	0	3		
11	COLLINS, Anthony	g	3-6	1-2	1-2	2	2	4	4	8	5	2	0	0	33		
23	HAWKINS, JaVontae	g	2-5	2-3	0-0	0	2	2	0	6	0	0	1	1	20		
00	BROCK, Martino	g	2-8	0-2	1-4	2	4	6	2	5	2	0	0	1	30		
03	LeDAY, Zach	g	0-1	0-1	0-2	0	0	0	1	0	1	0	1	0	14		
05	POLAND, Jawanza	g	4-8	1-3	0-0	1	4	5	2	9	0	2	0	1	15		
10	McCLOSKEY, Mike	g	1-3	1-3	0-0	0	1	1	2	3	3	0	0	1	12		
35	OMOGBEHIN, Jordan	g	0-0	0-0	0-0	0	1	1	1	0	0	0	0	0	6		
Team						1	1	2									
Totals			21-57	9-28	3-12	11	26	37	20	54	11	11	1	4	200		

FG % 1st Half: 7-28 25.0% 2nd half: 14-29 48.3% Game: 21-57 36.8%  
3FG % 1st Half: 2-14 14.3% 2nd half: 7-14 50.0% Game: 9-28 32.1%  
FT % 1st Half: 1-4 25.0% 2nd half: 2-8 25.0% Game: 3-12 25.0%

St. John's 69 • 16-10 (8-6)

#	Player	Total			3-Ptr			Rebounds			PF	TP	A	TO	Blk	Stl	Min
		FG	FGA	FT	FTA	FG	FGA	FT	FTA	Off							
02	BOURGALT, Marco	f	4-7	2-5	0-0	0	1	1	2	10	0	0	1	1	26		
14	SAMPSON, JaKarr	f	8-15	0-0	4-5	1	6	7	1	20	1	1	0	0	32		
01	GREENE IV, Phil	g	0-7	0-4	3-4	0	0	0	1	3	5	1	0	0	38		
11	HARRISON, D'Angelo	g	5-11	4-9	4-5	0	4	4	3	18	5	1	0	1	37		
15	POINTER, SirDominic	g	4-6	0-0	4-5	2	8	10	3	12	6	2	0	2	37		
12	OBKPA, Chris	g	1-2	0-0	0-0	2	6	8	1	2	2	1	2	0	17		
06	GARRETT, Amir	g	2-5	0-0	0-1	2	1	3	1	4	0	3	0	0	12		
24	BALAMOU, Felix	g	0-0	0-0	0-0	0	0	0	0	0	0	0	0	0	1		
Team						1	3	4									
Totals			24-53	6-18	15-20	8	29	37	12	69	19	8	4	4	200		

FG % 1st Half: 13-30 43.3% 2nd half: 11-23 47.8% Game: 24-53 45.3%  
3FG % 1st Half: 3-9 33.3% 2nd half: 3-9 33.3% Game: 6-18 33.3%  
FT % 1st Half: 4-5 80.0% 2nd half: 11-15 73.3% Game: 15-20 75.0%

Officials: Mike Stuart, Chris Beaver, Ed Corbett  
Technical fouls: USF-None. St. John's-None.  
Attendance: 5602

Score by periods	1st	2nd	Total
USF	17	37	54
St. John's	33	36	69

Points	In	Off	2nd	Fast	Bench
Paint	T/O	Chance	Break		
USF	18	10	10	4	17
STJ	26	13	9	10	6

Last FG - USF 2nd-01:03, STJ 2nd-00:29.  
Largest lead - USF None, STJ by 22 2nd-15:49.

Score tied - 0 times.  
Lead changed - 0 times.

# GAME 27 - #23/RV PITTSBURGH 64, USF 44

Official Basketball Box Score -- Game Totals -- Final Statistics  
USF vs PITT  
02/27/13 7:00 PM at Petersen Events Center, Pittsburgh, PA

USF 44 • (10-17, 1-14 BE)

#	Player	Total			3-Ptr			Rebounds			PF	TP	A	TO	Blk	Stl	Min
		FG	FGA	FT	FTA	FG	FGA	FT	FTA	Off							
02	RUDD, Victor	f	7-19	1-6	1-2	0	7	7	2	16	1	2	0	0	39		
32	FITZPATRICK, Toarlyn	f	2-9	1-5	2-2	2	2	4	4	7	1	1	0	0	28		
35	OMOGBEHIN, Jordan	c	0-1	0-0	0-0	1	1	2	3	0	0	0	2	0	7		
00	BROCK, Martino	g	2-3	0-0	0-4	0	3	3	6	0	1	1	0	0	26		
11	COLLINS, Anthony	g	2-8	0-0	2-2	0	1	1	3	6	4	2	0	2	37		
03	LeDAY, Zach	g	0-0	0-0	3-4	0	1	1	4	3	0	1	1	1	21		
05	POLAND, Jawanza	g	1-3	0-0	1-2	0	1	1	0	3	0	1	0	0	16		
10	McCLOSKEY, Mike	g	1-1	1-1	0-0	0	0	0	0	3	0	0	0	0	3		
23	HAWKINS, Javontae	g	0-0	0-0	0-2	0	1	1	1	0	0	0	1	1	11		
33	WHITE, Kore	g	0-3	0-1	0-0	1	0	1	0	0	0	1	0	0	6		
Team						3	1	4			1						
Totals			15-47	3-13	11-18	7	18	25	20	44	6	9	5	4	200		

FG % 1st Half: 9-24 37.5% 2nd half: 6-23 26.1% Game: 15-47 31.9%  
3FG % 1st Half: 3-8 37.5% 2nd half: 0-5 0.0% Game: 3-13 23.1%  
FT % 1st Half: 4-6 66.7% 2nd half: 7-12 58.3% Game: 11-18 61.1%

PITT 64 • (22-7, 10-6 BE)

#	Player	Total			3-Ptr			Rebounds			PF	TP	A	TO	Blk	Stl	Min
		FG	FGA	FT	FTA	FG	FGA	FT	FTA	Off							
21	PATTERSON, Lamar	f	2-7	0-3	2-4	2	3	5	1	6	1	2	0	1	25		
42	ZANNA, Talib	f	2-5	0-0	3-5	3	4	7	1	7	0	1	0	0	24		
13	ADAMS, Steven	c	2-6	0-0	1-2	2	4	6	2	5	1	1	5	0	16		

**The Last Time (Team)**

Won in Overtime	Dec. 21, 2012 (87-84, 30T vs. Bowling Green)
Lost in Overtime	Feb. 3, 2013 (64-69, OT at UConn)
Played Two Overtimes	Dec. 21, 2012 (87-84, 30T vs. Bowling Green)
Played Three Overtimes	Dec. 21, 2012 (87-84, 30T vs. Bowling Green)
Shot 60 Percent in a Game	Feb. 8, 2012 (23-38, 60.5 percent, vs. Pittsburgh)
Shot less than 30 Percent in a Game	Feb. 17, 2013 (13-of-53, 24.5 percent, vs. Louisville)
Shot less than 30 Percent in a Game (BIG EAST)	Feb. 17, 2013 (13-of-53, 24.5 percent, vs. Louisville)
Shot 50 Percent in Both Halves	Feb. 8, 2012 (57.9% 1st half; 63.2% 2nd half vs. Pittsburgh)
Shot 60 Percent for a Half	Jan. 26, 2013 (14-of-23, 60.9 percent, 1st half vs. Notre Dame)
Shot less than 30 Percent in a Half	Feb. 27, 2013 (6-of-23, 26.1 percent, 2nd half at Pittsburgh)
Shot less than 20 Percent in a Half	Feb. 17, 2013 (4-of-27, 14.8 percent, 2nd half vs. Louisville)
Shot less than 30 Percent in Both Halves	Feb. 9, 2013 (22.7, 1st Half; 24.0 2nd Half, at Villanova)
Shot 55 Percent or Better and Lost	Dec. 21, 2005 (27-of-44, 61.4 percent, vs. Iowa State)
Shot 100 Percent from the Free Throw Line	Feb. 27, 1981 (12-of-12, at Jacksonville)
Shot 90 Percent from the Free Throw Line	Jan. 28, 2013 (92.3 percent, 12-of-13, at Marquette)
Shot less than 50 Percent from the Free Throw Line	Feb. 20, 2013 (3-of-12, 25.0 percent at St. John's)
Shot 50 Percent from 3-point Line	Nov. 16, 2011 (7-of-14, 50.0 percent vs. Florida Southern)
Failed to make a 3-point Field Goal	March 9, 2010 (vs. Georgetown)
Attempted 40 Free Throws	Dec. 8, 2007 (40, vs. UAB)
Attempted Less than Five Free Throws	Feb. 22, 2012 (4, at Syracuse)
Made 30 Free Throws	Feb. 27, 2010 (32, vs. Providence)
Made 30 Field Goals	Dec. 21, 2012 (32, 30T vs. Bowling Green)
Made 40 Field Goals	Nov. 22, 2002 (40, vs. Nova Southeastern)
Made 10 3-point Field Goals	Nov. 23, 2010 (10 vs. Liberty)
Had 50 Rebounds	Dec. 21, 2012 (52, 30T vs. Bowling Green)
Had 20 Assists	Nov. 20, 2012 (21 vs. Bradley)
Had 10 Steals	Jan. 23, 2013 (11 at Seton Hall)
Had 10 Blocks	Nov. 16, 2011 (12 vs. Florida Southern)
Had less than 10 Turnovers	Feb. 27, 2013 (9 at Pittsburgh)
Scored 100 Points (Conference)	Jan. 23, 2010 (Won, 109-105, at Providence)
Scored 100 Points (Non-Conference)	Nov. 17, 2007 (Won, 100-69, vs. FAU)
Scored 50 Points in a Half	Jan. 16, 2011 (50 vs. Providence)
Scored less than 50 Points in a Game	Feb. 23, 2013 (44 at Pittsburgh)
Scored less than 20 Points in 1st Half	Feb. 20, 2013 (17 at St. John's)
Scored less than 20 Points in 2nd Half	Feb. 27, 2013 (19 at Pittsburgh)

**USF**

Dec. 21, 2012 (87-84, 30T vs. Bowling Green)
Feb. 3, 2013 (64-69, OT at UConn)
Dec. 21, 2012 (87-84, 30T vs. Bowling Green)
Dec. 21, 2012 (87-84, 30T vs. Bowling Green)
Feb. 8, 2012 (23-38, 60.5 percent, vs. Pittsburgh)
Feb. 17, 2013 (13-of-53, 24.5 percent, vs. Louisville)
Feb. 17, 2013 (13-of-53, 24.5 percent, vs. Louisville)
Feb. 8, 2012 (57.9% 1st half; 63.2% 2nd half vs. Pittsburgh)
Jan. 26, 2013 (14-of-23, 60.9 percent, 1st half vs. Notre Dame)
Feb. 27, 2013 (6-of-23, 26.1 percent, 2nd half at Pittsburgh)
Feb. 17, 2013 (4-of-27, 14.8 percent, 2nd half vs. Louisville)
Feb. 9, 2013 (22.7, 1st Half; 24.0 2nd Half, at Villanova)
Dec. 21, 2005 (27-of-44, 61.4 percent, vs. Iowa State)
Feb. 27, 1981 (12-of-12, at Jacksonville)
Jan. 28, 2013 (92.3 percent, 12-of-13, at Marquette)
Feb. 20, 2013 (3-of-12, 25.0 percent at St. John's)
Nov. 16, 2011 (7-of-14, 50.0 percent vs. Florida Southern)
March 9, 2010 (vs. Georgetown)
Dec. 8, 2007 (40, vs. UAB)
Feb. 22, 2012 (4, at Syracuse)
Feb. 27, 2010 (32, vs. Providence)
Dec. 21, 2012 (32, 30T vs. Bowling Green)
Nov. 22, 2002 (40, vs. Nova Southeastern)
Nov. 23, 2010 (10 vs. Liberty)
Dec. 21, 2012 (52, 30T vs. Bowling Green)
Nov. 20, 2012 (21 vs. Bradley)
Jan. 23, 2013 (11 at Seton Hall)
Nov. 16, 2011 (12 vs. Florida Southern)
Feb. 27, 2013 (9 at Pittsburgh)
Jan. 23, 2010 (Won, 109-105, at Providence)
Nov. 17, 2007 (Won, 100-69, vs. FAU)
Jan. 16, 2011 (50 vs. Providence)
Feb. 23, 2013 (44 at Pittsburgh)
Feb. 20, 2013 (17 at St. John's)
Feb. 27, 2013 (19 at Pittsburgh)

**Opponent\***

Feb. 3, 2013 (69-64, OT at UConn)
Dec. 21, 2012 (84-87, 30T vs. Bowling Green)
Jan. 3, 2003 (Colorado State, 63.0 percent)
Feb. 3, 2013 (17-of-57, 29.8 percent, at UConn)
Feb. 3, 2013 (17-of-57, 29.8 percent, at UConn)
Jan. 28, 2013 (56.5% 1st half, 53.8% 2nd half at Marquette)
Feb. 13, 2013 (16-of-25, 64.0 percent, vs. Providence)
Feb. 27, 2013 (7-of-26, 26.9 percent at Pittsburgh)
Feb. 3, 2013 (5-of-27, 18.5 percent, 1st half at UConn)
March 5, 2003 (Tulane, 55.4 percent)
March 7, 2009 (5-of-5, at Rutgers)
Jan. 26, 2013 (90.9 percent, 10-of-11, vs. Notre Dame)
Nov. 17, 2012 (2-of-5, 40.0 percent, Loyola-Chicago)
Jan. 29, 2012 (7-of-13, 53.8 percent, vs. Providence)
Nov. 25, 2008 (4, vs. High Point)
Jan. 19, 2005 (30, vs. Memphis)
Dec. 21, 2012 (32, 30T vs. Bowling Green)
Dec. 21, 2012 (11, 30T vs. Bowling Green)
Jan. 5, 2008 (53, at Syracuse)
Feb. 13, 2013 (22 vs. Providence)
Feb. 17, 2013 (10 vs. Louisville)
Dec. 21, 2012 (10, 30T vs. Bowling Green)
Feb. 20, 2013 (8 at St. John's)
Jan. 23, 2010 (USF Won, 109-105, at Providence)
Jan. 23, 2010 (USF Won, 109-105, at Providence)
Feb. 13, 2013 (51 vs. Providence)
March 16, 2012 (44 vs. Temple)
Feb. 3, 2013 (15 at UConn)
March 8, 2012 (17 vs. Notre Dame)

**The Last Time (Individual)**

Scored 30 Points	Nov. 14, 2011 (Victor Rudd Jr., 30, vs. Marist)
Scored 35 Points	Jan. 31, 2010 (Dominique Jones, 37, vs. Pitt)
Scored 40 Points	Jan. 23, 2010 (Dominique Jones, 46, at Providence)
Scored 20 Points in a Half	Jan. 18, 2012 (Victor Rudd Jr., 24, 2nd half, vs. St. John's)
Two Players with 20 Points	Feb. 27, 2010 (Dominique Jones, 26; Augustus Gilchrist, 21; Chris Howard, 20)
Three Players with 20 Points	Feb. 27, 2010 (Dominique Jones, 26; Augustus Gilchrist, 21; Chris Howard, 20)

**USF**

Nov. 14, 2011 (Victor Rudd Jr., 30, vs. Marist)
Jan. 31, 2010 (Dominique Jones, 37, vs. Pitt)
Jan. 23, 2010 (Dominique Jones, 46, at Providence)
Jan. 18, 2012 (Victor Rudd Jr., 24, 2nd half, vs. St. John's)
Feb. 27, 2010 (Dominique Jones, 26; Augustus Gilchrist, 21; Chris Howard, 20)
Feb. 27, 2010 (Dominique Jones, 26; Augustus Gilchrist, 21; Chris Howard, 20)

**Opponent\***

Jan. 28, 2013 (Vander Blue, 30, at Marquette)
Jan. 6, 2010 (Luke Harangody, 36, vs. Notre Dame)
Jan. 28, 2013 (Vander Blue, 21, 2nd half, at Marquette)
Dec. 21, 2012 (Jordan Crawford, 27; A'uston Calhoun 22, vs. Bowling Green -30T)
Jan. 23, 2010 (Jamine Peterson, 26, Marshon Brooks, 25, Sharaud Curry, 24, at Providence)

**A USF Player had Back-to-Back 25-point Games** Feb. 3, 2010 (Dominique Jones, 29, at Georgetown), Jan. 31, 2010 (37, vs. Pitt), Jan. 28, 2010 (28, vs. Seton Hall), Jan. 23, 2010 (46, vs. Providence)  
**A USF Player had Three-Straight 25-point Games** Jan. 5, 2010 (Dominique Jones, 26, vs. Notre Dame), Jan. 10, 2010 (30, at Syracuse), and Jan. 13, 2010 (28, vs. West Virginia)

<b>No Player Scored in Double Figures</b>	Dec. 4, 2010 at FAU	Nov. 17, 2012 vs. Loyola-Chicago
<b>Only One Player Scored in Double Figures</b>	Feb. 27, 2013 (Victor Rudd - 16 at Pittsburgh)	Nov. 30, 2012 (Kentavious Caldwell-Pope - 19 vs. Georgia)
<b>Five Players Scored in Double Figures</b>	Jan. 29, 2012 (Anthony Collins - 15, Hugh Robertson - 15, Ron Anderson Jr., - 14, Toarlyn Fitzpatrick - 13, Augustus Gilchrist - 11)	Feb. 4, 2012 (Henry Sims - 13, Otto Porter - 12, Jason Clark - 11, Markel Starks - 10, Jabril Trawick - 10) at Georgetown
<b>Double-Double</b>	Feb. 13, 2013 (Anthony Collins - 12p, 10a; Victor Rudd 26p, 12r) vs. Prov.	Feb. 27, 2013 (Dante Taylor - 12 p, 10r) at Pittsburgh
<b>Two Players had a Double-Double</b>	Feb. 13, 2013 (Anthony Collins - 12p, 10a; Victor Rudd 26p, 12r) vs. Prov.	Dec. 22, 2011 (Maurice Bolden 11p, 10r; Darnell Dodson 12p, 12r) at So. Miss.
<b>Double-Double with Points and Assists</b>	Feb. 13, 2013 (Anthony Collins, 12 points, 10 assists) vs. Providence)	Jan. 29, 2012 (Vincent Council, 10 points, 10 assists vs. Providence)
<b>Triple-Double</b>	Dec. 7, 2006 (McHugh Mattis, 22 p, 10 r, 10 b, at Winston Salem State)	
<b>Two Double-Doubles in a Row</b>	Jan 2, 2013 (Victor Rudd - 13p, 11r) at UCF	
	Jan. 6, 2013 (Victor Rudd - 15p, 11r) vs. Syracuse	
<b>Four Double-Doubles in a Row</b>	Jan. 9, 2008 (Kentrell Gransberry, 26 points, 11 rebounds, vs. Pittsburgh); Jan. 5, 2008 (14 points, 13 rebounds, at Syracuse); Jan. 2, 2008 (20 points, 17 rebounds, vs. Rutgers); Dec. 29, 2007 (21 points, 14 rebounds, vs. Winston-Salem State)	
<b>20 Points and 20 Rebounds</b>	March 3, 2007 (Kentrell Gransberry, 26 points, 23 rebounds, at DePaul)	
<b>Made 12 Field Goals</b>	Dec. 21, 2012 (Victor Rudd, 12, vs. Bowling Green - 30T)	Jan. 28, 2013 (Vander Blue, 13, at Marquette)
<b>Made 5 Three-Point Field Goals</b>	Feb. 3, 2013 (Toarlyn Fitzpatrick, 5, at UConn)	Feb. 3, 2013 (Shabazz Napier, 5, at UConn)
<b>Made 10 Free Throws</b>	Nov. 18, 2010 (Ron Anderson Jr, 10-11, at UCF)	March 3, 2012 (Darryl Bryant, 12, West Virginia)
<b>Had 15 Rebounds</b>	Dec. 18, 2012 (Victor Rudd, 16, vs. Youngstown State)	Jan. 12, 2013 (Gorgui Dieng, 16, at Louisville)
<b>Had 20 Rebounds</b>	Dec. 11, 2011 (Hugh Robertson, 21, vs. FAMU)	Jan. 25, 2003 (Erroyl Bing, 24, East Carolina)
<b>Had 25 Rebounds</b>	Feb. 22, 1990 (Hakim Shahid, 25, at Jacksonville)	
<b>Two Players with 10 Rebounds</b>	Jan. 10, 2012 (Ron Anderson Jr., 10, Toarlyn Fitzpatrick, 10) at UND)	Dec. 22, 2011 (Maurice Bolden 10, Darnell Dodson 12 at So. Miss.)
<b>10 Assists</b>	Feb. 13, 2013 (Anthony Collins, 10, vs. Providence)	Jan. 29, 2012 (Vincent Council, 10, vs. Providence)
<b>15 Assists</b>	Feb. 21, 1981 (Vince Reynolds, 15, vs. Georgia State)	
<b>5 Blocked Shots</b>	Nov. 16, 2011 (Augustus Gilchrist - 6, vs. Florida Southern)	Dec. 21, 2012 (Richaun Holmes, 5, vs. Bowling Green - 30T)
<b>5 Steals</b>	March 8, 2012 (Anthony Collins - 6, vs. Notre Dame)	Feb. 22, 2012 (C.J. Fair - 5 at Syracuse)
<b>Led in Points, Rebounds, Blocks and Steals</b>	Dec. 7, 2006 (McHugh Mattis, 22 p, 10 r, 10 b, 3 s, at Winston Salem State)	
<b>Led in Points, Rebounds and Assists</b>	Jan. 23, 2010 (Dominique Jones, 46 p, 10 r, 8 a, at Providence)	
<b>Played Every Minute</b>	Jan. 23, 2013 (Anthony Collins, 40 minutes at Seton Hall)	Feb. 11, 2012 (LaDontae Henton, 40 minutes, at Providence)
<b>Played More than 40 minutes</b>	Feb. 3, 2013 (Anthony Collins - 41; Toarlyn Fitzpatrick - 41) at UConn	Feb. 3, 2013 (Ryan Boatright - 43; Shabazz Napier - 43) at UConn
<b>Player Fouled Out of Game</b>	Feb. 13, 2013 (Kore White vs. Providence)	Feb. 3, 2013 (Deandre Daniels at UConn)
<b>Player Received A Technical Foul</b>	Feb. 9, 2013 (JaVontae Hawkins at Villanova)	Feb. 9, 2013 (Achraf Yacoubou at Villanova)
<b>Coach Received A Technical Foul</b>	March 1, 2009 (Stan Heath, 12:00 left, 2nd half, vs. West Virginia)	Feb. 27, 2013 (Jaime Dixon at Pittsburgh)
<b>Team Received A Technical Foul</b>	March 9, 2011 (Team, 10:53 left, 2nd half, vs. Cincinnati)	

\* Incomplete. Opponent statistics still being researched.



# HEAD COACH STAN HEATH

Sixth Season | Eastern Michigan, '88

>> Detroit, Mich. | USF ('07-Present) | Arkansas ('02-'07) | Kent State ('01-'02) | Michigan State ('96-'01) | Bowling Green ('94-'96) | Wayne State ('91-'94)

Stan Heath, whose 11-year head coaching career at the collegiate level has already included four NCAA tournament appearances and one NIT appearance, is building something special at the University of South Florida.

And no season was more special than the 2011-12 campaign where Heath led the Bulls to their first NCAA Tournament in 20 years, tied the school record for wins in a season (22) and set the school record for conference wins in a season (12). He was named the BIG EAST Coach of the Year and helped USF get its first ever-wins in the NCAA Championship as the Bulls advanced to the third round and fell one game shy of advancing to the Sweet Sixteen. Heath led USF to its second 20-win season and second postseason appearance in the last three years. USF also advanced to the BIG EAST Quarterfinals for the first time in program history while sweeping all three of its mirror teams during the season for the first time.

The Bulls also set the school record for scoring defense, holding opponents to a stifling 56.6 points per game. Their scoring defense during 18 league contests (56.9 points per game) was a BIG EAST record as well. Heath's teams won 16 conference road games, their most ever, including a signature win at No. 18 Louisville.

In his third season in Tampa, Heath led the Bulls to USF's third 20-win season ever with a 20-13 record, and returned to the postseason for the first time since 2002 as the Bulls hosted NC State in the first round of the National Invitation Tournament. The Bulls also earned their first win in the BIG EAST Championship and doubling the school's best regular season BIG EAST record with nine wins, more than doubling the previous season's four.

For his efforts in turning around the USF program after just three seasons, Heath was rewarded with a contract extension on June 30, 2010. The University of South Florida and Director of Athletics Doug Woolard signed Heath to an extension that keeps him with USF through 2015.

During the next season, Heath and the Bulls battled a pair of 2011 NCAA Final Four teams to overtime, defeating Virginia Commonwealth, 60-59 in Tampa and coming up short, 66-61, to National Champion UConn in Hartford. The Bulls also took Sweet 16 team BYU to double overtime (77-75) and just lost by one point, 59-58, to Sweet 16 Marquette. USF ended the season with the 17th strongest schedule in the country, according to CollegeRPI.com.

The 2010-11 season was highlighted in the First Round of the BIG EAST Basketball Championship, when No. 15-seed USF overcame a 16-point first-half deficit to upset No. 10-seed Villanova, 70-69. The Bulls trailed 49-33 at halftime, making the 16-point comeback the largest halftime deficit overcome in BIG EAST Championship history. It was also USF's first victory over Villanova and USF's second-straight first-round win in the tournament.

USF led the conference in free throw shooting in 2010-11, hitting 74.3 percent (248-334) in BIG EAST play. The Bulls' best night was an 88.9 percent (8-of-9) night against No. 9 Georgetown. Against DePaul on Jan. 27, the Bulls hit 12-of-12 in the first half and finished the night 17-of-21. The Bulls shot better than 70 percent in all but four league games that year.

The excitement of the 2009-10 season began to hit new heights when USF registered back-to-back victories over ranked teams against No. 17 Pittsburgh (Jan. 31) and at No. 7 Georgetown (Feb. 3). The win over the Hoyas was USF's first-ever road win over a top 10 team.

On Jan. 23 in Rhode Island, Heath and the Bulls defeated Providence 109-105 in overtime for the first road victory of the season, which sparked a four-game BIG EAST winning streak: at Providence, Seton Hall, No. 17 Pittsburgh and at No. 7 Georgetown. During the four-game winning streak, USF earned national recognition, receiving votes in the Feb. 8 Associated Press Poll. USF had feature stories in national media as well, including Sports Illustrated, USA Today, SI.com and Sporting News, to name a few.

USF finished with three straight wins to end the regular season, including a road win at DePaul and a 75-68 win over UConn, which was an NCAA bubble team at the time.

USF won nine games away from the Sun Dome in 2009-10 (9-8), an enormous improvement over last season's 2-15 mark. The Bulls won three league games on the road in 2009-10, and only one in 2008-09.

Under Heath's tutelage, USF was led by an explosive junior guard named Dominique Jones, who ended the year as the only player in the country averaging at least 21.0 points, 6.0 rebounds and 3.0 assists per game. At Providence, he had 46 points, 10 rebounds and 8 assists. He was a first team All-BIG EAST player, won the BIG EAST scoring title and was named to the AP Honorable Mention All-America Team.

After completing his 24th season of coaching, 10th as a head coach and fourth at USF, Heath has posted a 163-154 overall mark and is 51-77 at USF. Heath was 20-13 in 2009-10 after going 21-41 in his first two seasons at USF.

In his second season at USF, Heath led the Bulls to their most BIG EAST wins (at the time) in 2008-09 and engineered the school's first victory against a top-10 ranked team. The Bulls posted a 7-7 record at home, highlighted by a 57-56 win on Feb. 6, 2009 against No. 8 Marquette, ending a 32-game losing streak to teams ranked in the top 10.

Heath was named USF head coach on April 3, 2007 - marking the official start to a new era in the program's history.

In his four seasons in Tampa, Heath has guided two players to All-BIG EAST honors, including first-team selection Kentrell Gransberry in 2007-08 and record-setting guard Dominique Jones, who captured first team honors his junior season and honorable mention laurels as a freshman and sophomore after being a unanimous pick on the All-Rookie Team.

Heath, 48, arrived at USF after serving as head coach at the University of Arkansas for five seasons. While with the Razorbacks, Heath guided the program to a pair of NCAA tournament appearances (2006, 2007) and an overall record of 82-71. UA posted 20-win campaigns in each of his final two seasons, and 2006-07 was highlighted by a run to the championship game of the SEC tournament and subsequent participation in the NCAAAs.

An outstanding recruiter throughout his career, Heath's signing classes have gained national recognition in recent years. National media outlets ranked his efforts among the top 15 in the country in 2003, 2004 and 2006. In his nine years (Arkansas, Kent State and USF) as a head coach, he has directed a total of nine players to all-league accolades and his rosters have featured a pair of freshman All-Americans, two conference defensive players of the year, one sixth man of the year and two NBA players, including one lottery pick.

Prior to Arkansas, Heath guided Kent State to a record-setting 2001-02 campaign in his first year as a head coach at the collegiate level. The Golden Flashes claimed the Mid-American Conference regular season and tournament titles en route to a 30-6 record and an appearance in the Elite Eight. KSU set a league record for wins that year, won 21 games in a row and defeated three nationally ranked opponents (No. 20 Oklahoma St., No. 8 Alabama, No. 9 Pittsburgh) during its historic postseason run.

While an assistant coach for five seasons (1996-97 - 2000-01) under Tom Izzo at Michigan State, Heath helped the Spartans develop into one of the top programs in all of college basketball. During his tenure, MSU advanced to the Final Four on three occasions (1999, 2000 and 2001), highlighted by the national championship in 2000. The Spartans compiled an overall record of 132-37 during his stay in East Lansing and also made one more Sweet 16 (1998) trip and participated in the National Invitation Tournament (1997).

The Detroit native has also made collegiate assistant coaching stops at Bowling Green State University (1994-95 - 1995-96), Wayne State University (1991-92 - 1993-94), Albion College (1989-90 - 1990-91) and Hillsdale College (1988-89). He began his coaching career at the prep level, working for one season (1987-88) at Lincoln High School in Ypsilanti, Mich.

A three-year letterwinner (1984-87) at Eastern Michigan University, Heath earned his bachelor's degree in social science in 1988. He went on to complete his master's work in sports administration in 1993 at Wayne State University.

Heath is married to the former Ramona Webb and the couple has two sons: Jordan and Joshua.

## ALL-TIME BEST CAREER STARTS FOR HEAD COACHES (BY WINS)

Rank	Name	Record	Pct.
1.	Bill Guthridge, North Carolina (1998)	34-4	.895
2.	Bill Hodges, Indiana St. (1979)	33-1	.970
3.	<b>Stan Heath, Kent St. (2002)</b>	<b>30-6</b>	<b>.833</b>
4.	John Warren, Oregon (1945)	30-13	.698

## STAN HEATH AT A GLANCE

- 195-185 overall (11th year)
- Five 20-win seasons (22-14 in 2011-12, 20-13 in 2009-10, 30-6 in 2001-02, 22-10 in 2005-06, 21-14 in 2006-07)
- Four NCAA tournament appearances (2002, 2006, 2007, 2012)
- 18 wins vs. nationally ranked top-25 teams
- Four nationally ranked recruiting classes
  - 2003: No. 7 (Recruiting Services Consensus Index)
  - 2004: No. 13 (Rivals.com), No. 16 (Hoop Scoop)
  - 2006: No. 14 (Scout.com), No. 15 (Rivals.com)
  - 2012: No. 13 (Hoop Scoop)
- 2012 BIG EAST Coach of the Year
- 2002 MAC Coach of the Year, CBSSportsline.com and CollegeInsider.com National Rookie Coach of the Year
- One All-American (HM)
  - Dominique Jones, 2010
- One BIG EAST Scoring Champion
  - Dominique Jones, 2010
- Two freshman All-Americans
  - Patrick Beverley, 2007; Ronnie Brewer, 2004
- Two All-BIG EAST selections
  - Kentrell Gransberry, 2008; Dominique Jones, 2008, 2009, 2010
- One BIG EAST All-Rookie selection
  - Dominique Jones, 2008
- Five All-SEC selections
  - Patrick Beverley, 2007; Ronnie Brewer, 2006, 2005; Jonathon Medica, 2006, 2004
- One SEC Defensive Player of the Year
  - Steven Hill, 2007
- One SEC Sixth Man of the Year
  - Eric Ferguson, 2006
- One MAC Defensive Player of the Year
  - Demetric Shaw, 2002
- Three All-MAC selections
  - Trevor Huffman, Andrew Mitchell, Antonio Gates, 2002

## HEATH'S CAREER

- Head Coach**
  - 2007-p - University of South Florida
  - 2002-07 - University of Arkansas
  - 2001-02 - Kent State University
- Assistant**
  - 1996-01 - Michigan State University
  - 1994-96 - Bowling Green State University
  - 1991-94 - Wayne State University (Associate H.C.)
  - 1989-91 - Albion College (Mich.) (JV H.C.)
  - 1988-89 - Hillsdale College (Mich.)
  - 1987-88 - Lincoln HS (Ypsilanti, Mich.)

## NBA PRODUCTS

- Charlie Bell - Milwaukee Bucks
- Patrick Beverley - Miami Heat
- Ronnie Brewer - Utah Jazz
- Antonio Daniels - New Orleans Hornets
- Dominique Jones - Dallas Mavericks (NBA Champion)
- Morris Peterson - New Orleans Hornets
- Zach Randolph - L.A. Clippers
- Jason Richardson - Charlotte Bobcats
- Sony Weems - Toronto Raptors

## NFL PRODUCTS

- Antonio Gates - San Diego Chargers
- Matt Jones - Jacksonville Jaguars

## EDUCATION

- Eastern Michigan University, 1988
  - Bachelor's in social science
  - Wayne State University, 1993
    - Master's in sports administration

## NCAA APPEARANCES

- 2011-12, USF
- 2006-07, Arkansas
- 2005-06, Arkansas
- 2001-02, Kent State

## NIT APPEARANCE

- 2010, USF

## PLAYING CAREER

- Eastern Michigan University, 1984-87

## PERSONAL

- Hometown: Detroit, Mich.
- Born: December 17, 1964
- Wife: Ramona (Webb)
- Children: Jordan and Joshua

## STAN HEATH'S YEARLY RECORDS

Kent State University							
Year	Overall	Home	Away	Neutral	Conf	Non-Conf	
2001-02	30-6	12-0	9-3	9-3	17-1	13-5	NCAA
University of Arkansas							
Year	Overall	Home	Away	Neutral	Conf	Non-Conf	
2002-03	9-19	8-8	1-9	0-2	4-12	5-7	
2003-04	12-16	10-6	1-8	1-2	4-12	8-4	
2004-05	18-12	13-3	2-7	3-2	6-10	12-2	
2005-06	22-10	15-1	3-5	4-4	10-6	12-4	NCAA
2006-07	21-14	13-3	2-8	6-3	7-9	14-5	NCAA
<b>At UA</b>	<b>82-71</b>	<b>59-21</b>	<b>9-37</b>	<b>14-13</b>	<b>31-49</b>	<b>51-22</b>	
University of South Florida							
Year	Overall	Home	Away	Neutral	Conf	Non-Conf	
2007-08	12-19	7-8	3-10	2-1	3-15	9-4	
2008-09	9-22	7-7	1-11	1-4	4-14	5-8	
2009-10	20-13	11-5	4-6	5-2	9-9	10-3	NIT
2010-11	10-23	7-9	1-12	2-2	3-15	6-7	
2011-12	22-14	14-2	5-8	3-4	12-6	10-8	NCAA
2012-13	10-17	8-8	2-9	0-0	1-14	9-3	
<b>At USF</b>	<b>83-108</b>	<b>54-39</b>	<b>16-56</b>	<b>13-13</b>	<b>32-73</b>	<b>58-33</b>	
<b>Overall</b>	<b>195-185</b>	<b>125-60</b>	<b>34-96</b>	<b>36-29</b>	<b>80-123</b>	<b>113-60</b>	



UNIVERSITY OF SOUTH FLORIDA  
**BULLS MEN'S BASKETBALL**



**# 0 Martino Brock**  
Junior • Guard  
6-5 • 205  
Memphis, Tenn.  
South Alabama  
Maine Central Institute



**# 1 Musa Abdul-Aleem**  
Sophomore • Guard  
6-5 • 221  
Atlanta, Ga.  
Georgia Perimeter CC  
W.D. Mohammed HS



**# 2 Victor Rudd**  
Junior • Forward  
6-9 • 235  
Los Angeles, Calif.  
Arizona State  
Findlay Prep-Nev.



**# 3 Zach LeDay**  
Freshman • Forward  
6-7 • 223  
The Colony, Texas  
The Colony HS



**# 5 Jawanza Poland**  
Senior • Guard  
6-4 • 204  
Wichita, Kan.  
Hutchinson CC - Kan.




**# 10 Mike McCloskey**  
Senior • Guard  
6-0 • 164  
Orlando, Fla.  
Lake Brantley HS



**# 11 Anthony Collins**  
Sophomore • Guard  
6-1 • 175  
Houston, Texas  
Westbury Christian HS



**# 15 Shemiye McLendon**  
Junior • Guard  
6-03 • 217  
Vero Beach, Fla.  
Hofstra  
IMG Academy



**# 22 Shaun Noriega**  
Senior • Guard  
6-4 • 195  
North Port, Fla.  
North Port HS



**# 23 JaVontae Hawkins**  
Freshman • Guard  
6-5 • 202  
Flint, Mich.  
Huntington Prep - W.V.



**# 32 Toarlynn Fitzpatrick**  
Senior • Forward  
6-8.5 • 245  
Tampa, Fla.  
King HS



**#33 Kore White**  
Senior • Forward  
6-8 • 241  
Fort Lauderdale, Fla.  
Florida Atlantic  
Dillard



**# 35 Jordan Omogbehin**  
Freshman • Center  
7-3 • 334  
Lagos, Nigeria  
Atlantic Shores Christian-  
Academy - Va.

# #1 MUSA ABDUL-ALEEM

Sophomore | Guard | 6-5 | 221

Atlanta, Ga. | Georgia Perimeter CC

Miscellaneous Stats	12-13 Season	Career
Double-figure scoring	1	1
Double-figure rebounding	0	0
Double-doubles	0	0
Triple-doubles	0	0
Led USF in scoring	0	0
Led USF in rebounding	0	0
20+ point games	0	0
30+ point games	0	0

## 2012-13

-Tallied a season-high 11 points on 3-of-4 shooting from long distance while adding two from the charity stripe against George Mason (Dec. 29) ... also added three rebounds, one assist and one block in a season-high 21 minutes

-Recorded eight points (2-of-9 FG, 1-of-6 3FG, 3-of-4 FT) and added two rebounds against Youngstown State (Dec. 18)

-Saw his first action of the season at No. 22/23 Oklahoma State (Dec. 5) after missing the first seven games due to an aggravated foot injury.

## At Georgia Perimeter College (2010-12):

Freshman Player of the Year in the Georgia Collegiate Athletic Association as well as first team all-region and a member of the all-tournament team. ... Led the 2011 Jaguars in scoring with a 14.7 average. ... At home against Middle Georgia, he scored 25 points in the first half, 29 in the game. ... Proved he can mix it up inside by averaging 5.5 rebounds.

... Outside, he led the team with 43 three-pointers, 34%. ... Overall FG percentage was 46%. ... Was MVP of his team every year of high school, starting in the ninth grade. ...

Led the state in scoring.

## 2012-13 GAME-BY-GAME STATISTICS

Opponent	M	Fg-Fga	3m-3a	Ft-Fta	O-D-Reb	PF	A	TO	B	S	Pts	
UCF		---DNP, foot injury---										
UMES		---DNP, foot injury---										
Loyola-Chicago		---DNP, foot injury---										
W. Michigan		---DNP, foot injury---										
Bradley		---DNP, foot injury---										
at Stetson		---DNP, foot injury---										
Georgia		---DNP, foot injury---										
at Oklahoma St.	4	1-2	0-0	0-0	0-0-0	0	0	0	0	0	2	
Youngstown St.	16	2-9	1-6	3-4	1-1-2	2	1	2	1	0	8	
Bowling Green	9	0-4	0-0	0-0	2-2-4	0	0	0	1	0	0	
George Mason	21	3-6	3-4	2-2	0-3-3	2	1	0	1	0	11	
at UCF	17	2-5	2-3	0-0	0-1-1	0	0	0	0	1	6	
Syracuse	5	0-3	0-1	0-1	0-1-1	2	1	0	0	0	0	
Villanova	8	1-3	1-2	0-0	1-1-2	0	0	1	0	0	3	
at Louisville	6	0-3	0-2	0-0	0-0-0	1	0	0	0	0	0	
at Rutgers		---DNP, back injury---										
Georgetown		---DNP, back injury---										
at Seton Hall		---DNP, back injury---										
Notre Dame		---DNP, back injury---										
at Marquette		---DNP, back injury---										
at UConn		---DNP, back injury---										
Marquette		---DNP, back injury---										
at Villanova	7	0-2	0-0	0-0	0-0-0	1	0	0	0	1	0	
Providence		---DNP, back injury---										
Louisville		---DNP, back injury---										
at St. John's		---DNP, back injury---										
at Pitt		---DNP, back injury---										
DePaul												
UConn												
at Cincinnati												

\*-game started

\_ -team high

## ABDUL-ALEEM'S CAREER STATS

Year	G-GS	Min-Avg	FG-FGA	Pct	3FG-FGA	Pct	FT-FTA	Pct	OR-DR	R-Avg	PF	FO	Ast	TO	Blk	Stl	Pts-Avg
2012-13	9-0	93-10.3	9-37	.243	7-18	.389	5-7	.714	4-9	13-1.4	8	0	3	3	3	2	30-3.3
<b>TOTALS</b>	<b>9-0</b>	<b>93-10.3</b>	<b>9-37</b>	<b>.243</b>	<b>7-18</b>	<b>.389</b>	<b>5-7</b>	<b>.714</b>	<b>4-9</b>	<b>13-1.4</b>	<b>8</b>	<b>0</b>	<b>3</b>	<b>3</b>	<b>3</b>	<b>2</b>	<b>30-3.3</b>

# #0 MARTINO BROCK

Junior-TR | Guard | 6-5 | 205

Memphis, Tenn. | South Alabama

Miscellaneous Stats	12-13 Season	Career
Double-figure scoring	4	4
Double-figure rebounding	0	0
Double-doubles	0	0
Triple-doubles	0	0
Led USF in scoring	0	0
Led USF in rebounding	1	1
20+ point games	0	0
30+ point games	0	0

## 2012-13

-Scored his most points since Dec. 29 after recording 11 points (4-of-7 FG, 1-of-3 3FG, 2-of-3 FT) against No. 24/23 Notre Dame (Jan. 26).

-Posted eight points in 31 minutes on 4-of-10 shooting from the field at Seton Hall (Jan. 23)

-Led the team in rebounding for the first time this season with seven at Rutgers (Jan. 17)

-Notched a season-high three assists at No. 3/4 Louisville (Jan. 12) and added three steals

-Reached double-figures for the second-straight game with 14 points (4-of-9 FG, 2-of-3 3FG, 4-of-7 FT) and added seven rebounds against George Mason (Dec. 29)

-Scored a season-high 18 points (6-of-9 FG, 2-of-2 3FG, 4-of-5 FT) in a career-high 52 minutes with zero turnovers against Bowling Green (Dec. 21) ... also added seven rebounds, two assists and two steals

-Posted nine points (2-of-10 FG, 1-of-2 3FG, 4-of-4 FT) and four rebounds in his career debut as a Bull against UCF (Nov. 10).

**2011-12:** Sat out the season after transferring from South Alabama due to NCAA transfer rules

**South Alabama:** Averaged 12.8 points per game in his two seasons at South Alabama, adding 5.2 rebounds, 2.2 assists and 1.5 steals in his 59 career games.

**2010-11 (South Alabama):** Averaged 4.2 points, 3.9 rebounds, 2.4 assists and 1.7 steals in 31.6 minutes per game ... Seventh in scoring and fourth in steals in the Sun Belt Conference ... Scored in double digits in all but six games his sophomore campaign ... Topped 20 points in four outings ... Against BIG EAST Conference team Louisville, Brock set then-career highs, scoring 24 points, hitting a pair of threes and making eight free throws ... In that game, he also scored 14 of the Jaguars' 30 points in the first half.

**2009-10 (South Alabama):** As a freshman, Brock played in all 32 games, starting 30 ... Second on the team in scoring (11.7), rebounding (6.3) and field goal percentage (45.2) ... Ranked 24th in the Sun Belt in scoring, 10th in rebounding and seventh in steals ... Sun Belt Player of the Week on Feb. 15 after averaging 18.5 points and 12.5 rebounds in wins over Florida International and Louisiana at Lafayette, recording back-to-back double-doubles against the Panthers (18p, 12r) and Ragin' Cajuns (19p, 13r) ... Notched five double-doubles, the most on the team, with four coming against SBC competition ... Reached double-digits in points 19 times (second on the team) ... Led the team in steals 17 times and assists 11 times.

**2008-09:** Averaged a team-best 18.7 points and 4.3 rebounds per game in his only season with the Main Central Institute Huskies.

**2007-08:** Played for Nashville Christian Advancement Academy ... Rated a three-star recruit by Rivals.com.

## 2012-13 GAME-BY-GAME STATISTICS

Opponent	M	Fg-Fga	3m-3a	Ft-Fta	O-D-Reb	PF	A	TO	B	S	Pts
UCF*	34	2-10	1-2	4-4	1-3-4	1	0	1	1	0	9
UMES	15	1-5	0-0	0-0	0-2-2	1	0	0	0	0	2
Loyola-Chicago	19	3-4	0-0	0-0	1-1-2	0	0	0	0	0	6
W. Michigan	8	0-0	0-0	0-2	1-2-3	0	0	1	0	0	0
Bradley	4	0-0	0-0	0-0	1-0-1	0	0	1	0	0	0
at Stetson*	34	4-11	0-3	2-5	4-3-7	0	2	2	0	2	10
Georgia	5	0-1	0-0	0-0	1-2-3	0	0	1	0	0	0
at Oklahoma St.	11	0-1	0-0	0-0	0-0-0	2	0	0	0	2	0
Youngstown St.*	33	2-3	0-0	3-5	0-1-1	1	2	0	0	1	7
Bowling Green*	52	6-9	2-2	4-5	4-3-7	4	2	0	1	2	18
George Mason*	36	4-9	2-3	4-7	4-3-7	2	1	2	0	1	14
at UCF*	35	0-2	0-1	2-2	1-6-7	4	2	0	0	0	2
Syracuse*	26	0-2	0-1	0-0	1-1-2	2	0	1	1	1	0
Villanova*	32	3-7	0-2	0-0	1-4-5	1	1	0	0	1	6
at Louisville*	26	1-5	0-2	2-4	1-2-3	2	3	2	0	3	4
at Rutgers*	28	2-5	0-1	0-0	2-5-7	1	1	2	0	0	4
Georgetown*	18	1-3	0-1	0-0	0-2-2	0	3	0	1	1	2
at Seton Hall*	31	4-10	0-1	0-0	2-1-3	2	2	0	1	4	8
Notre Dame*	27	4-7	1-3	2-3	0-1-1	2	2	1	0	1	11
at Marquette	17	0-3	0-0	0-0	1-1-2	1	2	0	0	0	0
at UConn*	26	1-4	0-0	2-2	3-2-5	1	2	2	0	1	4
Marquette	12	1-4	1-3	0-1	0-2-2	2	1	0	0	1	3
at Villanova*	25	0-4	0-1	0-2	0-5-5	2	1	2	0	1	0
Providence	25	1-5	0-2	4-6	2-1-3	1	0	0	0	0	6
Louisville	6	0-0	0-0	0-0	0-0-0	1	1	3	1	0	0
at St. John's	39	2-8	0-2	1-4	2-4-6	2	2	0	0	1	5
at Pitt*	26	2-3	0-0	2-4	0-3-3	3	0	1	1	0	6
DePaul											
UConn											
at Cincinnati											

\*-game started  
 \_-team high

## BROCK'S CAREER STATS

Year	G-GS	Min-Avg	FG-FGA	Pct	3FG-FGA	Pct	FT-FTA	Pct	OR-DR	R-Avg	PF	FO	Ast	TO	Blk	Stl	Pts-Avg
2012-13	27-16	641-23.7	44-125	.352	7-30	.233	32-56	.571	33-60	93-3.4	38	0	30	22	7	23	127-4.7
<b>TOTALS</b>	<b>27-16</b>	<b>641-23.7</b>	<b>44-125</b>	<b>.352</b>	<b>7-30</b>	<b>.233</b>	<b>32-56</b>	<b>.571</b>	<b>33-60</b>	<b>93-3.4</b>	<b>38</b>	<b>0</b>	<b>30</b>	<b>22</b>	<b>7</b>	<b>23</b>	<b>127-4.7</b>

## BROCK'S CAREER BIG EAST CONFERENCE STATS

Year	G-GS	Min-Avg	FG-FGA	Pct	3FG-FGA	Pct	FT-FTA	Pct	OR-DR	R-Avg	PF	FO	Ast	TO	Blk	Stl	Pts-Avg
2012-13	15-10	355-23.7	22-70	.314	2-19	.105	13-26	.500	15-34	49-3.3	23	0	21	14	5	15	59-3.9
<b>TOTALS</b>	<b>15-10</b>	<b>355-23.7</b>	<b>22-70</b>	<b>.314</b>	<b>2-19</b>	<b>.105</b>	<b>13-26</b>	<b>.500</b>	<b>15-34</b>	<b>49-3.3</b>	<b>23</b>	<b>0</b>	<b>21</b>	<b>14</b>	<b>5</b>	<b>15</b>	<b>59-3.9</b>

# #11 ANTHONY COLLINS

Sophomore | Guard | 6-1 | 175

Houston, Texas | Westbury Christian

Miscellaneous Stats	12-13 Season	Career
Double-figure scoring	12	27
Double-doubles	3	3
Triple-doubles	0	0
Led USF in assists	22	48
Led USF n scoring	1	9
Led USF in rebounding	1	1
20+ point games	0	1
30+ point games	0	0

## 2012-13 - Preseason All-BIG EAST Second Team -- Cousy Watch List

- Recorded his third double-double of the season with 12 points (5-of-13 FG, 2-of-3 FT) and 10 assists against Providence (Feb. 9)
- Posted 10 points on 3-of-6 shooting from the field while going a perfect 4-of-4 from the free throw line at Connecticut (Feb. 3).
- Notched 12 points (5-of-8 FG, 1-of-2 3FG, 1-of-1 FT) against No. 24/23 Notre Dame (Jan. 26) and added eight assists.
- Recorded his fifth double-digit assist outing of the season with 10 at Seton Hall (Jan. 23) ... he accounted for 12 of 19 FG made against the Pirates.
- Scored all 14 of his points in the second half against Georgetown (Jan. 19) ... knocked down a career-high tying 2 from long distance along with going 6-of-6 from the FT line.
- Posted 11 points (3-of-6 FG, 5-of-6 FT) and team-high eight assists at Rutgers (Jan. 17)
- Recorded his second double-double of the season with 16 points and 10 assists at UCF ... also went six-of-six from the FT line in the final minute to help the Bulls pull out then ... now has four double-digit assist games on the season
- Reached double figures for the third-straight game with 14 points (7-of-12 FG) against Youngstown State (Dec. 18) and added seven assists
- Recorded 12 points (4-of-9 FG, 0-of-1 3FG, 4-of-4 FT) and added four assists and four steals at No. 22/23 Oklahoma State (Dec. 5)
- Posted his second career double-double with 17 points and 10 assists against Georgia (Nov. 30)
- Recorded his second-straight double-digit assist outing with 10 against Bradley (Nov. 20)
- Dished out the most assists by a Bull in a game since 2005 with his career-high 12 against Western Michigan (Nov. 18)
- Posted a team-high seven assists while adding 13 points vs. Maryland Eastern Shore (Nov. 16)
- Led the team with six assists in season-opener vs UCF (Nov. 10)

**2011-12:** Scored in double figures in 10 of the final 11 games of the season and averaged 14.4 points over the last five games of the year ... recorded 13 points (4-of-8 FG, 0-of-1 3FG, 5-of-5 FT) and six assists in the NCAA Third Round against Ohio (March 18) ... Led the team with 17 points (6-of-12 FG, 5-of-7 FT) and added five assists in the NCAA Second Round vs. Temple (March 16) ... went 6-of-9 from the field in the NCAA First Round against California for 12 points ... Led the team with 17 points (4-of-7 FG, 1-of-2 3FG, 8-of-10 FT) in the BIG EAST Championship second round vs. Villanova (March 7) ... posted his first double-double with 12 points (6-of-7 FG) and 10 assists at No. Syracuse (Feb. 22) ... recorded career-high 22 points at Pittsburgh (8-of-10 FG, 1-of-2 3FG, 5-of-7 FT) and dished out six assists ... scored a then career-high 15 points (5-of-8 FG, 2-of-2 3FG, 3-of-5 FT) including career-high two from 3-point range against Providence (Jan. 29) ... also handed out six assists to two turnovers ... dished out a career-high 10 assists and added seven points against Rutgers (Jan. 1) ... against No. 9 UConn (Dec. 28), recorded six assists, career-high five steals and zero turnovers while pulling down four rebounds and adding four points ... tallied 11 points behind 2-of-3 shooting from the field and career-high 7-of-8 from the free throw line against Cleveland State (Dec. 19) ... also notched team-high six assists ... recorded career-high eight assists to just two turnovers against FAMU (Dec. 11) ... also added 10 points (5-of-7) ... notched a career-high four rebounds while adding eight points (2-of-5 FG, 4-of-4 FT) at Kansas (Dec. 3) ... made his first career start at VCU (Nov. 30) and posted a team-high six assists ... recorded 12 points, seven assists, four steals and 27 minutes in the second collegiate contest of his career.

## 2012-13 GAME-BY-GAME STATISTICS

Opponent	M	Fg-Fga	3m-3a	Ft-Fta	O-D-Reb	PF	A	TO	B	S	Pts
UCF*	35	2-8	0-1	1-2	0-0-0	4	6	3	0	3	5
UMES*	24	4-6	1-1	4-4	0-2-2	1	7	1	1	2	13
Loyola*	27	4-6	0-0	3-6	0-1-1	1	6	3	0	0	11
W. Michigan*	36	1-5	0-0	0-0	0-7-7	3	12	4	0	2	2
Bradley*	32	2-5	0-1	4-4	0-2-2	1	10	4	0	4	8
at Seton Hall	---DNP, calf injury---										
Georgia*	36	5-12	1-2	6-7	0-2-2	0	10	2	0	2	17
at Oklahoma St.*	35	4-9	0-1	4-4	0-2-2	2	4	1	0	4	12
Youngstown St.*	35	7-12	0-1	0-0	0-4-4	2	7	2	0	1	14
Bowling Green*	48	4-12	0-0	0-1	0-1-1	3	8	3	1	2	8
George Mason*	27	3-8	0-0	0-2	0-5-5	1	6	2	0	1	6
at UCF*	37	4-9	0-0	8-10	0-1-1	2	10	3	0	1	16
Syracuse*	40	2-2	1-1	0-0	0-4-4	2	7	3	1	2	5
Villanova*	11	4-9	0-0	3-4	1-2-3	1	4	2	0	1	11
at Louisville*	34	1-3	0-0	3-5	0-1-1	2	1	5	0	2	5
at Rutgers*	37	3-8	0-0	5-6	0-0-0	3	8	1	0	1	11
Georgetown*	36	3-9	2-3	6-6	1-1-2	2	5	2	0	1	14
at Seton Hall*	40	2-7	0-1	2-2	0-0-0	0	10	2	0	1	6
Notre Dame*	36	5-8	1-2	1-1	1-1-2	2	8	2	0	1	12
at Marquette*	31	0-8	0-0	2-2	0-3-3	3	4	4	0	0	2
at UConn*	41	3-6	0-0	4-4	0-3-3	3	2	5	0	0	10
Marquette*	38	2-7	1-3	1-2	1-2-3	3	5	4	0	0	6
at Villanova*	32	1-4	0-0	0-1	1-1-2	1	1	3	0	0	2
Providence*	39	5-13	0-2	2-3	0-3-3	1	10	3	0	1	12
Louisville*	36	1-6	1-2	2-2	0-1-1	2	3	2	0	2	5
at St. John's*	33	3-6	1-2	1-2	2-2-4	4	5	2	0	0	8
at Pitt*	37	2-8	0-0	2-2	0-1-1	3	4	2	0	2	6
DePaul											
UConn											
at Cincinnati											

\*-game started  
 \_-team high

## At Westbury Christian School:

Won a pair of TAPPS (Texas Association of Private and Parochial Schools) Class 4A state championships ... Led his team to the title game his senior season ... Westbury Christian's all-time assists leader ... Scored more than 1,000 points in his career ... First-team all-state honors three-straight years ... Four-time first-team all-district player ... In his senior campaign, averaged 12 points, 8.3 assists and 3.0 steals per game, hitting 60 percent from the field and 70 percent at the line for the Wildcats ... Helped Westbury to the 71st annual Houston ISD Boys Basketball Tournament Championship by defeating rival boys powerhouse Houston Yates in the title game ... Earned all-tournament accolades at the Houston Jaycee Tournament and the US Bank Holiday Classic ... Selected by a Houston sports magazine to the All-VYPE First Team.

## Personal:

Collins chose USF over looks from Baylor, Texas Tech, TCU and Nebraska ... He has four years of eligibility at USF ... Played AAU ball for Houston Hoops ... Brother, J.D., played ball at West Virginia (2002-06).

## COLLINS' CAREER STATS

Year	G-GS	Min-Avg	FG-FGA	Pct	3FG-FGA	Pct	FT-FTA	Pct	OR-DR	R-Avg	PF	FO	Ast	TO	Bik	Stl	Pts-Avg
2011-12	31-29	1013-32.7	100-197	.508	7-24	.292	72-85	.847	4-59	63-2.0	73	0	161	105	8	51	279-9.0
2012-13	26-26	920-35.4	77-196	.393	9-23	.391	64-82	.780	7-52	59-2.3	52	0	163	69	3	36	227-8.7
<b>TOTALS</b>	<b>57-55</b>	<b>1933-33.9</b>	<b>177-393</b>	<b>.450</b>	<b>16-47</b>	<b>.340</b>	<b>136-167</b>	<b>.814</b>	<b>11-111</b>	<b>122-2.1</b>	<b>125</b>	<b>0</b>	<b>324</b>	<b>174</b>	<b>11</b>	<b>87</b>	<b>506-8.9</b>

## COLLINS' CAREER BIG EAST CONFERENCE STATS

Year	G-GS	Min-Avg	FG-FGA	Pct	3FG-FGA	Pct	FT-FTA	Pct	OR-DR	R-Avg	PF	FO	Ast	TO	Bik	Stl	Pts-Avg
2011-12	18-18	599-33.3	52-116	.466	4-15	.267	37-42	.881	3-30	33-1.8	37	0	99	64	3	22	149-8.3
2012-13	15-15	548-36.5	37-104	.356	7-16	.438	34-42	.810	7-25	32-2.1	32	0	77	42	1	14	115-7.7
<b>TOTALS</b>	<b>33-33</b>	<b>1147-34.8</b>	<b>89-220</b>	<b>.405</b>	<b>11-31</b>	<b>.354</b>	<b>71-84</b>	<b>.845</b>	<b>10-55</b>	<b>65-2.0</b>	<b>69</b>	<b>0</b>	<b>176</b>	<b>106</b>	<b>4</b>	<b>36</b>	<b>264-8.0</b>

# #32 TOARLYN FITZPATRICK

Senior | Forward | 6-8.5 | 245

Tampa, Fla. | King HS

Miscellaneous Stats	12-13 Season	Career
Double-figure scoring	12	34
Double-figure rebounding	1	12
Double-doubles	1	8
Triple-doubles	0	0
Led USF in scoring	4	9
Led USF in rebounding	7	23
20+ point games	2	3
30+ point games	0	0

## 2012-13

-Recorded season-highs in points (22) and rebounds (10) for his first double-double of the season at Connecticut (Feb. 3) ... went 8-of-17 from the field while hitting a career-high five from long distance.  
 -Co-Led the team in rebounding with six at Seton Hall ... also added 10 points in 33 minutes (Jan. 23)  
 -Notched his fifth double-digit scoring effort in six games with 11 points (4-of-10 FG, 2-of-5 3FG, 1-of-2 FT) against Youngstown State (Dec. 18)  
 -Led the team with seven rebounds and added nine points at No. 22/23 Oklahoma State (Dec. 5)  
 -Scored season-high 20 points (8-of-14 FG, 1-of-3 3FG, 3-of-5 FT) at Stetson  
 -Notched a team-best 16 points on 7-of-8 shooting from the field against Maryland Eastern Shore (Nov. 16) and added six rebounds, two assists and two steals  
 -Led the team with seven rebounds against UCF (Nov. 10).

**2011-12:** Led the team in rebounding (6.4 rpg) and 3-point FG percentage (.412; 42-of-102) ... recorded second-straight double-digit scoring effort with 13 points against Providence (Jan. 29) ... also pulled down a team-high tying seven rebounds ... led the Bulls with a double-double at No. 17/18 Marquette (Jan. 24) ... notched team-high 19 points (7-of-15 FG, 2-of-3 3FG, 3-of-4 FT) and 10 rebounds ... pulled down a team-high tying 10 rebounds at Notre Dame (Jan. 10) ... tallied 10 points (4-of-9 FG, 2-of-4 3FG) and five rebounds at Villanova (Jan. 5) ... posted his third double-double of the season with 14 points and 12 rebounds against UConn (Dec. 28) ... recorded a career-high 25 points (11-of-16 FG, 3-of-4 3FG, 0-of-4 FT) against FAMU (12/11) on career-high 11 FGs made from the field ... also tied his career high with 3 made from long distance ... first 20+ point game of his career ... notched seven points and five rebounds at VCU (Nov. 30) ... led the team in scoring (17) and rebounding (14) in his second double-double of the season against FAU ... recorded his first double-double of the season with 11 points (4-of-8 FG, 1-of-2 3FG, 2-of-2 FT) and 10 rebounds against Penn State (11/20) ... scored 12 points on 5-of-8 shooting from the field in 24 minutes of action against Florida Southern (11/16)

**2010-11:** One of only five Bulls to play in all 33 games, including six starts ... Third on the team with 18 blocks ... Posted two double-doubles on the year and scored in double figures seven times ... Grabbed nine rebounds vs. Notre Dame (2/12) ... Netted career-high 16 points to go with a career-high 13 rebounds vs. Marquette (2/9) ... Posted 10 points and six boards vs. Syracuse (2/5) ... Tied a career high with 13 points at Providence (2/2) ... Scored 11 points and grabbed five rebounds in 19 minutes vs. DePaul (1/27) ... Handed out a career-high three assists against Auburn (12/15) ... Second-career double-double was against No. 23 BYU (11/26) with 10 points and 11 rebounds in just 18 minutes ... Scored 13 points and grabbed nine rebounds against Georgia Southern (11/21), the university he signed with coming out of high school.

**2009-10:** Saw action in all 33 games, starting in 22 ... Moved into a starting role when teammate Augustus Gilchrist went down with an ankle injury and started all but two games the rest of the way, beginning with UCF (12/16) ... Averaged 4.3 points and 4.5 rebounds per game in 22.1 minutes per contest ... Led the team with 32 blocks on the season while also contributing 20 steals and 12 assists ... Shot 53-of-133 (39.8 percent) from the floor, including 3-of-10 from 3-point range ... Also hit 32-of-58 free throws (55.2 percent) ... Played 20 minutes in his first collegiate game at SMU (11/13), grabbing three rebounds ... Scored his first collegiate points with a layup with 5:30 left in the first half against Davidson (11/19) ... Added four more points the next night against South Carolina (11/20) ... Contributed six rebounds with three points and two blocks against UNC Wilmington (11/22) ... Scored nine points with four boards and two blocks against Kent State (11/25) ... Added five rebounds against FAU (11/25) ... Had 11 points on 5-of-9 shooting against Hampton (12/2) ... Had a season-high seven rebounds with five points against CMU (12/13) ... Made his first career start against UCF (12/16), contributing nine rebounds with two points and two blocks ... Had his first career double-double with 11 points and a career-high 11 rebounds at Louisville (12/30) ... Went 4-of-5 from the field and 5-of-7 from the free throw line for a career-high 13 points with six boards and three blocks against Notre Dame (01/05) ... Knocked down his first career 3-pointer and went 4-of-8 overall for 12 points along with seven rebounds and a career-high five steals against Rutgers (01/16) ... Sank the game-tying 3-pointer with .2 seconds left to send the game into overtime at Providence (01/23), a game the Bulls won after that first extra session ... Shot 4-of-4 and had 12 points all together with eight rebounds against the Friars ... Contributed seven points against Seton Hall (01/28) ... Grabbed 10 rebounds in an upset win over No. 17 Pitt (01/31) ... Posted six points and six boards with two steals at Georgetown (02/03) ... Contributed four points, five rebounds and three blocks against DePaul (03/09) in BIG EAST Championship ... Also blocked two shots against Georgetown the next day (03/10) on back-to-back possessions for the Hoyas to open the second half.

## 2012-13 GAME-BY-GAME STATISTICS

Opponent	M	Fg-Fga	3m-3a	Ft-Fta	O-D-Reb	PF	A	TO	B	S	Pts
UCF*	31	3-7	1-2	0-2	2-5-7	5	1	2	1	0	7
UMES*	29	7-8	1-2	1-1	4-2-6	3	2	1	1	2	16
Loyola*	32	1-7	0-4	3-4	1-5-6	1	3	0	0	2	5
W. Michigan*	39	4-11	4-9	2-2	1-5-6	2	1	0	1	1	14
Bradley*	29	5-9	4-7	2-2	0-6-6	1	2	2	0	1	16
at Stetson*	38	8-14	1-3	3-5	1-8-9	2	1	1	1	0	20
Georgia*	36	5-7	3-4	0-0	0-1-1	3	0	0	2	1	13
at Oklahoma St.*	39	3-12	3-6	0-0	3-4-7	1	2	2	1	0	9
Youngstown St.*	32	4-10	2-5	1-2	3-3-6	3	1	1	1	0	11
Bowling Green*	50	5-13	2-8	4-5	3-5-8	1	1	2	1	1	16
George Mason*	36	1-6	1-4	0-0	1-6-7	5	2	3	3	0	3
at UCF*	36	3-12	2-7	2-2	3-1-4	4	1	0	0	3	10
Syracuse*	39	3-6	1-3	1-2	1-2-3	1	1	2	3	1	8
Villanova*	35	4-8	2-5	0-0	0-3-3	4	0	2	2	1	10
at Louisville*	32	3-11	1-6	0-0	1-1-2	3	0	3	1	1	7
at Rutgers*	36	3-10	1-6	0-0	1-2-3	3	2	3	0	0	7
Georgetown*	35	3-8	2-7	1-2	3-2-5	3	0	1	0	2	9
at Seton Hall*	33	4-16	0-7	2-2	2-4-6	3	0	2	0	2	10
Notre Dame*	33	3-8	1-5	0-0	1-3-4	1	0	1	1	3	7
at Marquette*	17	1-3	1-3	0-0	0-1-1	3	0	1	0	0	3
at UConn*	41	8-17	5-12	1-1	2-8-10	4	0	4	0	0	22
Marquette*	34	3-10	1-5	0-0	4-3-7	3	0	0	1	0	7
at Villanova*	32	2-8	0-4	2-2	1-4-5	2	0	0	0	0	6
Providence*	38	5-13	4-8	0-0	1-3-4	4	2	1	0	0	14
Louisville*	35	3-9	2-6	1-2	0-3-3	4	1	1	1	2	9
at St. John's*	28	2-10	1-7	0-2	1-4-5	3	1	1	0	0	5
at Pitt*	28	2-9	1-5	2-2	2-2-4	4	1	1	0	0	7
DePaul											
UConn											
at Cincinnati											

\*-game started  
 --team high

**High School:** One of the top forwards in Florida out of Tampa King High School and was named the St. Petersburg Times' Suncoast Player of the Year after averaging a double-double as a senior with 14.0 points and 11.3 rebounds per game ... Also chipped in 4.3 blocks, 3.0 assists and 2.0 steals per game ... Led King to its best season in school history as a senior, finishing 23-7 and leading the Lions to their first ever 5A state final four appearance ... Had a 10-assist and two eight-assist outings ... Also had two eight-block games and a school single-game record 25-rebound game ... Tallied a triple-double in region final win with 18 points, 18 rebounds and 10 assists ... Scored more than 2,000 career points in his high school career ... Named to the Tampa Tribune's All-Hillsborough County Boys Basketball first-team and named a Tampa Bay Basketball Coaches Association All-Star and Florida Athletic Coaches Association All-Star ... Averaged 15.5 points and 9.0 rebounds per game as a junior ... Was an All-Western Conference and All-Bay Area Suncoast Team honoree, and was named Tournament MVP of the Alonso Holiday Classic as a junior ... Posted 15.0 points and 9.7 rebounds an outing as a sophomore and was named to the All-Western Conference and All-Hillsborough County teams ... Coached by Sam Lanier at King ... Chose USF over Miami, Alabama, Auburn, Tulane, Ole Miss and Florida State.

**Personal:** Son of Limbana Lester ... Has one younger sister, Torri Fitzpatrick ... Born Sept. 4, 1989 ... Majoring in communications ... Signed with Georgia Southern in the November signing period but was granted a release from his NLI after Georgia Southern's coach resigned at the end of the season ... Signed with USF on April 24, 2009.

## FITZPATRICK'S CAREER STATS

Year	G-GS	Min-Avg	FG-FGA	Pct	3FG-FGA	Pct	FT-FTA	Pct	OR-DR	R-Avg	PF	FO	Ast	TO	Blk	Stl	Pts-Avg
2009-10	33-22	729-22.1	53-133	.398	3-10	.300	32-58	.552	58-91	149-4.5	81	1	12	42	32	20	141-4.3
2010-11	33-6	470-14.2	49-116	.422	11-32	.344	33-45	.733	41-94	135-4.1	56	1	17	44	18	13	142-4.3
2011-12	35-11	893-25.5	102-230	.443	42-102	.412	33-48	.688	50-175	225-6.4	74	0	31	49	35	25	279-8.0
2012-13	27-27	923-34.2	98-262	.374	47-150	.313	28-40	.700	42-96	138-5.1	76	2	25	37	21	23	271-10.0
<b>TOTAL</b>	<b>128-66</b>	<b>3015-23.6</b>	<b>302-741</b>	<b>.408</b>	<b>103-294</b>	<b>.350</b>	<b>126-191</b>	<b>.660</b>	<b>191-456</b>	<b>647-5.1</b>	<b>287</b>	<b>4</b>	<b>85</b>	<b>172</b>	<b>106</b>	<b>81</b>	<b>833-6.5</b>

## FITZPATRICK'S CAREER BIG EAST STATS

Year	G-GS	Min-Avg	FG-FGA	Pct	3FG-FGA	Pct	FT-FTA	Pct	OR-DR	R-Avg	PF	FO	Ast	TO	Blk	Stl	Pts-Avg
2009-10	18-16	416-23.1	30-76	.395	3-6	.500	24-41	.585	34-49	83-4.6	45	1	5	23	19	12	87-4.8
2010-11	19-5	300-15.8	37-80	.463	9-23	.391	16-21	.762	22-57	79-4.2	32	0	9	21	13	13	99-5.2
2011-12	18-5	448-24.9	49-116	.422	25-58	.431	14-19	.737	28-92	120-6.7	41	0	11	24	19	13	137-7.6
2012-13	15-15	496-33.1	49-146	.336	23-89	.258	10-15	.667	20-45	65-4.3	45	0	8	23	9	12	131-8.7
<b>TOTAL</b>	<b>70-42</b>	<b>1660-23.7</b>	<b>165-418</b>	<b>.395</b>	<b>60-176</b>	<b>.340</b>	<b>64-96</b>	<b>.667</b>	<b>104-243</b>	<b>347-5.0</b>	<b>163</b>	<b>1</b>	<b>33</b>	<b>91</b>	<b>60</b>	<b>50</b>	<b>454-6.5</b>

# #23 JaVONTAE HAWKINS

Freshman | Guard | 6-5 | 205

Flint, Mich. | Huntington Prep - W.V.

Miscellaneous Stats	12-13 Season	Career
Double-figure scoring	5	5
Double-figure rebounding	0	0
Double-doubles	0	0
Triple-doubles	0	0
Led USF in scoring	2	2
Led USF in rebounding	0	0
20+ point games	0	0
30+ point games	0	0

## 2012-13

-Notched nine points and five rebounds (four offensive) against No. 12/12 Louisville (Feb. 17)

-Posted a career-high 11 points (4-of-5 FG, 1-of-2 3FG, 2-of-4 FT) against No. 24/23 Notre Dame for his second double-figure scoring effort in the last three games.

-Set a then-career-high with 10 points and added five boards at Rutgers (Jan. 17)

-Started his first game as a Bull at No. 3/4 Louisville (Jan. 12) ... recorded nine points (2-of-8 FG, 1-of-2 3FG, 4-of-4 FT) in 23 minutes

-Missed five games due to an injury (Dec. 5-Jan. 2)

**Personal:** Hawkins, a 6-5, 200 pound shooting guard is originally out of Flint, Mich., The four-star prospect was rated No. 89 overall in the 2012 class and 16th at his position by ESPN and No. 96 overall by CBSCollegeSports.com. He spent two years at Huntington Prep in West Virginia, where he averaged 17.5 points and 3.5 rebounds per game. Hawkins also received interest from West Virginia, Arizona State and Vanderbilt among others.

**Heath on Hawkins:** Javontae is 6-5 and is an athletic shooting guard who plays well off the dribble and slashes but can also shoot from long range,. He's a guy that really goes hard and competes. He played at one of the top prep schools in the country going up against some very good competition which will help him transition to BIG EAST play.

## 2012-13 GAME-BY-GAME STATISTICS

Opponent	M	Fg-Fga	3m-3a	Ft-Fta	O-D-Reb	PF	A	T	O	B	S	Pts
UCF	7	0-0	0-0	0-0	0-0-0	2	0	2	0	0	0	0
UMES	13	1-3	0-1	2-2	1-3-4	3	2	2	0	1	4	4
Loyola	11	1-2	0-1	4-4	0-0-0	0	0	0	0	0	6	6
W. Michigan	4	0-0	0-0	0-0	0-1-1	0	0	0	0	0	0	0
Bradley	11	2-4	0-0	0-0	0-1-1	1	0	2	0	0	4	4
at Stetson	5	0-2	0-2	0-0	0-0-0	2	2	0	0	0	0	0
Georgia	1	0-0	0-0	0-0	0-0-0	0	0	0	0	0	0	0
at Oklahoma St.	---DNP, back injury---											
Youngstown St.	---DNP, back injury---											
Bowling Green	---DNP, back injury---											
George Mason	---DNP, back injury---											
at UCF	---DNP, back injury---											
Syracuse	3	0-0	0-0	0-0	0-0-0	0	0	0	0	0	0	0
Villanova	9	1-2	1-2	0-0	0-0-0	3	2	2	0	0	2	2
at Louisville*	23	2-8	1-2	4-4	0-1-1	0	0	4	0	0	9	9
at Rutgers*	28	5-9	0-1	0-1	2-3-5	0	1	1	0	0	10	10
Georgetown*	33	6-12	0-3	0-0	2-1-3	3	1	1	0	1	12	12
at Seton Hall*	23	1-2	0-0	0-0	1-1-2	1	0	0	0	0	2	2
Notre Dame	18	4-5	1-2	2-4	1-1-2	1	11	1	0	1	11	11
at Marquette*	31	6-9	2-3	0-0	1-1-2	4	0	1	1	1	14	14
at UConn*	25	2-8	0-3	2-2	1-1-2	3	1	2	1	0	6	6
Marquette*	14	1-4	0-0	0-0	2-1-3	2	0	2	0	1	2	2
at Villanova	21	3-9	0-3	7-9	2-2-4	2	0	1	0	0	13	13
Providence*	19	1-1	0-0	0-0	1-0-1	3	0	1	0	0	2	2
Louisville*	22	2-9	1-3	4-4	4-1-5	1	0	1	0	0	9	9
at St. John's*	20	2-5	2-3	0-0	0-2-2	0	0	0	1	1	6	6
at Pitt	11	0-0	0-0	0-2	0-1-1	1	0	0	0	1	0	0
DePaul												
UConn												
at Cincinnati												

\*-game started

\_-team high

## HAWKINS' CAREER STATS

Year	G-GS	Min-Avg	FG-FGA	Pct	3FG-FGA	Pct	FT-FTA	Pct	OR-DR	R-Avg	PF	FO	Ast	TO	Blk	Stl	Pts-Avg
2012-13	22-10	351-16.0	40-94	.426	8-29	.276	25-32	.781	18-21	39-1.8	32	0	10	23	3	7	113-5.1
<b>TOTALS</b>	<b>22-10</b>	<b>351-16.0</b>	<b>40-94</b>	<b>.426</b>	<b>8-29</b>	<b>.276</b>	<b>25-32</b>	<b>.781</b>	<b>18-21</b>	<b>39-1.8</b>	<b>32</b>	<b>0</b>	<b>10</b>	<b>23</b>	<b>3</b>	<b>7</b>	<b>113-5.1</b>

## HAWKINS' CAREER BIG EAST CONFERENCE STATS

Year	G-GS	Min-Avg	FG-FGA	Pct	3FG-FGA	Pct	FT-FTA	Pct	OR-DR	R-Avg	PF	FO	Ast	TO	Blk	Stl	Pts-Avg
2012-13	15-10	300-20.0	36-83	.434	8-25	.320	19-26	.731	17-16	33-2.2	24	0	6	17	3	6	99-6.6
<b>TOTALS</b>	<b>15-10</b>	<b>300-20.0</b>	<b>36-83</b>	<b>.434</b>	<b>8-25</b>	<b>.320</b>	<b>19-26</b>	<b>.731</b>	<b>17-16</b>	<b>33-2.2</b>	<b>24</b>	<b>0</b>	<b>6</b>	<b>17</b>	<b>3</b>	<b>6</b>	<b>99-6.6</b>

# #3 ZACH LeDAY

Freshman | Forward | 6-7 | 223

The Colony, Texas | The Colony HS

Miscellaneous Stats	12-13 Season	Career
Double-figure scoring	3	3
Double-figure rebounding	0	0
Double-doubles	0	0
Triple-doubles	0	0
Led USF in scoring	2	2
Led USF in rebounding	1	1
20+ point games	0	0
30+ point games	0	0

## 2012-13

-Notched double-figures for the second-straight game with 10 points at Marquette (Jan. 28)

- Posted a team-leading and career-high 17 points against Notre Dame (Jan. 26) ... went 5-of-10 from the field, including a 6-of-6 mark from the charity stripe ... also had a career-high two steals.

-Was assigned to guard Notre Dame's Jack Cooley and held the senior to just six points

- Scored seven points of 3-of-4 shooting from the field and hit his second career 3-pointer at Rutgers (Jan. 17)

- Played in a 26 minutes at No. 3/4 Louisville (Jan. 12)

- Notched five boards and four points in 18 minutes against Villanova (Jan. 9)

- Recorded career-high seven rebounds and added then-career-high eight points against UMES (Nov. 16)

- Started the first game of the season against UCF and posted three points in 11 minutes (Nov. 10)

**Personal:** The Texas native averaged a team-best 20.6 points and 8.4 rebounds per game for The Colony HS during his senior season to help lead the Cougars to a 30-6 record. He reached double-figure scoring in all but two games and posted at least 20 points 17 times while also racking up back-to-back 30 point games.

**Heath on LeDay:** Zach was an important signee for us. He fills a void on our front line losing Ron [Anderson Jr.] and Gus [Gilchrist]. He's a guy that can score inside and out. He's very versatile in his game and has a great motor.

## 2012-13 GAME-BY-GAME STATISTICS

Opponent	M	Fg-Fga	3m-3a	Ft-Fta	O-D-Reb	PF	A	T	O	B	S	Pts
UCF*	11	1-2	0-0	1-1	0-0-0	3	0	0	0	0	0	3
UMES	22	3-7	0-1	2-2	2-5-7	1	2	1	1	0	0	8
Loyola*	13	1-2	0-0	3-4	1-3-4	2	1	0	0	0	0	5
W. Michigan	19	2-3	0-0	4-5	1-1-2	3	0	0	1	0	0	8
Bradley	11	0-0	0-0	1-2	0-1-1	2	0	0	1	0	0	1
at Stetson	4	0-1	0-0	0-0	0-1-1	0	0	0	0	0	0	0
Georgia	14	0-1	0-0	2-4	2-1-3	1	0	1	0	0	0	2
at Oklahoma St.	6	0-0	0-0	0-0	0-0-0	1	0	0	0	0	0	0
Youngstown St.	9	0-1	0-0	2-2	0-1-1	1	0	0	0	0	0	2
Bowling Green	13	1-3	0-0	0-0	2-0-2	2	0	1	0	0	0	2
George Mason	12	2-2	0-0	1-2	1-0-1	2	0	3	0	0	0	5
at UCF	6	0-0	0-0	0-0	0-0-0	1	0	0	0	0	0	0
Syracuse	12	1-1	1-1	1-2	0-0-0	2	0	1	0	0	0	4
Villanova	18	1-3	0-1	2-3	2-3-5	4	0	1	0	0	1	4
at Louisville*	26	1-5	0-0	0-2	1-2-3	5	0	1	1	0	0	2
at Rutgers	16	3-4	1-1	0-0	0-0-0	0	1	0	0	0	0	7
Georgetown	3	0-0	0-0	0-0	0-0-0	3	0	0	0	0	0	0
at Seton Hall	9	1-2	0-0	0-0	0-0-0	0	0	0	1	0	0	2
Notre Dame	28	5-10	1-3	6-6	2-2-4	1	0	0	0	0	2	17
at Marquette*	34	2-10	2-4	4-4	5-2-7	2	1	0	2	1	0	10
at UConn	16	0-4	0-1	0-0	3-0-3	3	0	0	0	1	0	0
Marquette	26	4-7	0-1	6-8	3-2-5	3	0	1	1	1	1	14
at Villanova*	23	0-4	0-1	7-8	0-2-2	3	0	0	0	0	1	7
Providence	10	1-4	0-1	0-0	1-2-3	2	0	1	0	0	0	2
Louisville	12	0-2	0-0	0-0	0-0-0	2	0	0	0	0	0	0
at St. John's	14	0-1	0-1	0-2	0-0-0	1	0	1	0	0	0	0
at Pitt	27	0-0	0-0	3-4	0-1-1	4	0	1	1	1	1	3
DePaul												
UConn												
at Cincinnati												

\*-game started

\_\_-team high

## LeDAY'S CAREER STATS

Year	G-GS	Min-Avg	FG-FGA	Pct	3FG-FGA	Pct	FT-FTA	Pct	OR-DR	R-Avg	PF	FO	Ast	TO	Blk	Stl	Pts-Avg
2012-13	27-5	414-15.3	29-79	.367	5-16	.313	45-61	.738	26-29	55-2.0	54	1	5	13	9	8	108-4.0
<b>TOTALS</b>	<b>27-5</b>	<b>414-15.3</b>	<b>29-79</b>	<b>.367</b>	<b>5-16</b>	<b>.313</b>	<b>45-61</b>	<b>.738</b>	<b>26-29</b>	<b>55-2.0</b>	<b>54</b>	<b>1</b>	<b>5</b>	<b>13</b>	<b>9</b>	<b>8</b>	<b>108-4.0</b>

## LeDAY'S BIG EAST CAREER STATS

Year	G-GS	Min-Avg	FG-FGA	Pct	3FG-FGA	Pct	FT-FTA	Pct	OR-DR	R-Avg	PF	FO	Ast	TO	Blk	Stl	Pts-Avg
2012-13	15-3	274-18.3	19-57	.333	5-15	.333	29-39	.744	17-16	33-2.2	35	1	2	7	6	8	72-4.8
<b>TOTALS</b>	<b>15-3</b>	<b>274-18.3</b>	<b>19-57</b>	<b>.333</b>	<b>5-15</b>	<b>.333</b>	<b>29-39</b>	<b>.744</b>	<b>17-16</b>	<b>33-2.2</b>	<b>35</b>	<b>1</b>	<b>2</b>	<b>7</b>	<b>6</b>	<b>8</b>	<b>72-4.8</b>

# #10 MIKE McCLOSKEY

Senior | Guard | 5-11 | 170

Orlando, Fla. | Lake Brantley HS

Miscellaneous Stats	11-12 Season	Career
Double-figure scoring	0	0
Double-doubles	0	0
Triple-doubles	0	0
Led USF in scoring	0	0
Led USF in rebounding	0	0
Led USF in assists	0	0
20+ point games	0	0
30+ point games	0	0

## 2012-13:

-Was given a scholarship for the spring semester

-Played in a career-high 11 minute at Stetson and posted two assists and one steal .

**2011-12:** Joined the team as a walk-on on Nov. 28 ... went through walk-on tryouts the weekend of Oct. 15 but was not cleared to play until November.

## 2012-13 GAME-BY-GAME STATISTICS

Opponent	M	Fg-Fga	3m-3a	Ft-Fta	O-D-Reb	PF	A	TO	B	S	Pts
UCF		---DNP---									
UMES	3	0-1	0-0	0-0	0-0-0	1	0	1	0	0	0
Loyola	1	0-0	0-0	0-0	0-0-0	1	0	1	0	0	0
W. Michigan		---DNP---									
Bradley	5	0-0	0-0	1-2	0-0-0	0	0	1	0	0	1
at Stetson	11	0-0	0-0	0-0	0-1-1	0	2	0	0	1	0
Georgia		---DNP---									
at Oklahoma St.		---DNP---									
Youngstown St.	1	0-0	0-0	0-0	0-0-0	0	0	0	0	0	0
Bowling Green		---DNP---									
George Mason	1	0-0	0-0	0-0	0-0-0	0	0	0	0	0	0
at UCF		---DNP---									
Syracuse		---DNP---									
Villanova		---DNP---									
at Louisville	4	0-0	0-0	0-0	0-0-0	0	0	0	0	0	0
at Rutgers		---DNP---									
Georgetown		---DNP---									
at Seton Hall		---DNP---									
Notre Dame		---DNP---									
at Marquette		---DNP---									
at UConn		---DNP---									
Marquette	2	0-1	0-1	0-0	0-0-0	0	0	0	0	0	0
at Villanova	5	0-1	0-1	0-0	0-0-0	1	0	0	0	0	0
Providence	1	0-0	0-0	0-0	0-0-0	0	0	0	0	0	0
Louisville	2	0-0	0-0	0-0	0-0-0	0	0	0	0	0	0
at St. John's	12	1-3	1-3	0-0	0-1-1	2	3	0	0	1	3
at Pitt	3	1-1	1-1	0-0	0-0-0	0	0	0	0	0	3
DePaul											
UConn											
at Cincinnati											

\*-game started

--team high

## McCLOSKEY'S CAREER STATS

Year	G-GS	Min-Avg	FG-FGA	Pct	3FG-FGA	Pct	FT-FTA	Pct	OR-DR	R-Avg	PF	FO	Ast	TO	Blk	Stl	Pts-Avg
2011-12	4-0	4-1.0	1-1	1.000	0-0	---	0-0	---	0-0	0-0.0	0	0	0	1	0	1	2-0.5
2012-13	13-0	49-3.7	2-7	.285	2-6	.333	1-2	.500	0-2	2-0.1	5	0	5	3	0	2	7-0.5
<b>TOTALS</b>	<b>17-0</b>	<b>53-3.1</b>	<b>3-8</b>	<b>.375</b>	<b>2-6</b>	<b>.333</b>	<b>1-2</b>	<b>.500</b>	<b>0-2</b>	<b>3-0.1</b>	<b>5</b>	<b>0</b>	<b>5</b>	<b>4</b>	<b>0</b>	<b>3</b>	<b>9-0.5</b>

# #15 SHEMIYE McLENDON

Junior | Guard | 6-3 | 217

Vero Beach, Fla. | Hofstra | IMG Academy

Miscellaneous Stats	12-13 Season	Career
Double-figure scoring	0	0
Double-doubles	0	0
Triple-doubles	0	0
Led USF in scoring	0	0
Led USF in rebounding	0	0
Led USF in assists	0	0
20+ point games	0	0
30+ point games	0	0

## At Hofstra:

**2011-12:** Appeared in 32 games off the Hofstra bench...Averaged 5.4 points and 1.8 rebounds per game...Scored in double figures six times, including a career-high 17-point effort versus Colgate on Dec. 22...Scored 12 points and added five rebounds against Pac 12-member Oregon State on the road on Nov. 16...Added 13 points in just 26 minutes against a VCU squad that made the Final Four in 2011...Scored 10 points and tied a season high with five rebounds in the regular season finale versus UNC Wilmington on Feb. 25...Shot 22-for-76 from beyond the arc, finishing with the second-most three-pointers on the Pride...One of five Hofstra players to play every game...Averaged 4.9 points and 1.7 rebounds in CAA play.

**2010-11:** Appeared in 32 games off the Hofstra bench...Averaged 6.1 points and 2.3 rebounds per game...Hit several clutch foul shots on the year, including the go-ahead foul shots in the final two minutes of a win at Drexel, two foul shots with 1.7 seconds left in a road win at William & Mary, and the tying foul shots with 18 seconds left in regulation of an overtime win over James Madison...Finished with 14 points in the James Madison win, including a key three-pointer in overtime...Started out his Hofstra career with 16 points against Farmingdale State...Had 10 points against Western Kentucky at the Puerto Rico Tip-Off...Had eight big points down the stretch to help Hofstra pull away from Rider on the road...Had 11 points in the home finale against Delaware...Pulled down 10 rebounds and added five assists in a win at Towson...Averaged 6.2 points and 3.0 rebounds per game in conference play...Averaged 20 minutes per game.

**High School/Personal:** Averaged 22 points per game as a senior at Vero Beach High School in Vero Beach, Florida...A fourth-team All-Florida selection (Class 6A)...Ranked the No. 40 recruit in the state in the Class of 2009 by Hoop Scoop...Named Most Valuable Player of the Treasure Coast Senior Showcase...A first-team all-conference selection...Prepped during the 2009-10 season at IMG Academy in Bradenton, Florida, where he had 27 points in a game at the Great Southern Showcase...Born May 17, 1991...Has three brothers and two sisters...Started playing basketball at age five...Lists Kobe Bryant as his favorite athlete...Nicknamed "Miye"...Favorite actor is Will Smith.

## 2012-13 GAME-BY-GAME STATISTICS

Opponent	M	Fg-Fga	3m-3a	Ft-Fta	O-D-Reb	PF	A	TO	B	S	Pts
UCF		---DNP---									
UMES		---DNP---									
Loyola		---DNP---									
W. Michigan		---DNP---									
Bradley		---DNP---									
at Stetson		---DNP---									
Georgia		---DNP---									
at Oklahoma St.		---DNP---									
Youngstown St.		---DNP---									
Bowling Green		---DNP---									
George Mason		---DNP---									
at UCF		---DNP---									
Syracuse		---DNP---									
Villanova		---DNP---									
at Louisville		---DNP---									
at Rutgers		---DNP---									
Georgetown		---DNP---									
at Seton Hall		---DNP---									
Notre Dame		---DNP---									
at Marquette		---DNP---									
at UConn		---DNP---									
Marquette		---DNP---									
at Villanova		---DNP---									
Providence		---DNP---									
Louisville		---DNP---									
at St. John's		---DNP---									
at Pitt		---DNP---									
DePaul		---									
UConn		---									
at Cincinnati		---									

\*-game started

--team high

# #22 SHAUN NORIEGA

Senior | Guard | 6-4 | 195

North Port, Fla. | North Port HS

Miscellaneous Stats	12-13 Season	Career
Double-figure scoring	4	16
Double-figure rebounding	0	0
Double-doubles	0	0
Triple-doubles	0	0
Led USF in scoring	1	4
Led USF in rebounding	0	0
20+ point games	0	2
30+ point games	0	0

**2012-13:** Scored 15 points (5-of-11 FG, 2-of-7 3FG, 3-of-4 FT) against Georgia (Nov. 30) ... reached double-figures for the second-straight game with 14 (6-of-9 FG, 2-of-4 3FG) against Bradley (Nov. 20) ... registered season-high 16 points (4-of-11 FG, 3-of-8 3FG, 5-of-5 FT) against Western Michigan (Nov. 18) ... tallied 11 points on 4-of-9 shooting from the field including 3-of-6 from beyond the arc against UMES (Nov. 16).

**2011-12:** In just one minute of play, knocked down back-to-back 3-pointers to give USF a 47-46 lead at Providence with 1:40 remaining ... posted his most points since the season-opener with 12 (4-of-9 FG, 3-of-6 3FG, 1-of-2 FT) against FAMU (12/11) ... chipped in eight points (3-of-6 FG, 2-of-5 3FG) at Kansas (12/3) for his first points since eight against Georgia Southern ...knocked down a three-pointer at the end of regulation to send the game against Old Dominion to overtime (11/19) ... poured in 15 points (4-of-8 FG, 4-of-5 3FG, 3-of-4 FT) in the season opener against Vermont (11/12).

**2010-11:** Ranked ninth in the BIG EAST in three-point percentage (41.3) in league games and 14th in all games (37.6) ... One of five Bulls to play in all 33 games, earning 10 starts ... Shot a team-high .376 from three, but hit at a .413 clip in BIG EAST play ... Also led the Bulls in free-throw percentage at .805 ... Scored in double figures in six of last eight games ... Averaged 12.5 points per night in the last eight games, hitting 43.5 percent (30-69) from the field and 45.6 percent (26-57) from long range. He also hit 14-of-18 free throws (77.8 percent) in his 24.1 minutes per game ... Hit multiple threes in 12 games, including a career-high six twice ... Hit 10 of 19 threes in the BIG EAST tournament, scoring 34 points in two games ... Started the first round of the BIG EAST Tournament 4-of-4 from long range and ended the night 6-of-12 ... Notched a trio of threes at Pitt (2/16), at DePaul (2/26) and at St. John's (3/5) ... Hit a career-high six threes vs. Notre Dame (2/12) en route to a career-high 23 points ... Knocked down a trio of threes against No. 7 Villanova (1/6) ... Scored 15 points against St. Francis (11/15), with a 4-of-6 night from long range, after only scoring 17 points in 20 games last season .... First career start was against Southern Miss (11/12).

**2009-10:** Competed in 20 games on the season ... Averaged 0.9 points and 0.2 rebounds in 3.4 minutes per game ... Sank 5-of-19 field goals (26.3 percent), including 5-of-16 3-pointers (31.3 percent) ... Added four assists on the year ... Appeared in his first collegiate game at SMU (11/13) ... Hit a 3-pointer with 55 seconds remaining in the second half against South Carolina (11/20) for his first collegiate points ... Added three points and his first collegiate rebound against Kent State (11/25) ... Went 2-of-3 from the 3-point line for six points against FAU (11/27) ... Played a season-high 12 minutes and grabbed two rebounds against Hampton (12/2) ... Hit his first career free throw against USFCA, sinking 2-of-2 with three assists (12/19) ... Knocked down USF's only 3-pointer in two full games against Georgetown (03/10) in the BIG EAST Championship.

**High School:** Attended North Port High School in North Port, Fla., where he ended his career with a school record 1,952 career points ... Was already the school's all-time leading scorer with 1,282 points prior to his senior year ... Averaged 20.2 points a game as a senior despite facing numerous junk defenses throughout the season ... Also averaged 3.2 rebounds, 2.8 assists and 1.1 steals per game ... Named to the Sarasota Herald All-Area First Team and was named the Charlotte Sun-Herald Area Player of the Year ... Was named MVP of the Manatee-Sarasota Pal Senior Showcase ... Had a single-game season high of 30 and scored 20 or more points 14 times ... Was a Class 5A Third-Team All-State pick as a junior, as well as the 5A Sarasota/Manatee County Player of the Year ... Was also a Charlotte Sun-Herald First-Team All Area selection as a junior and sophomore ... Helped North Port to a 20-7 record as a junior where he averaged 24.1 points and 4.1 rebounds, to go along with 28 assists and 43 steals ... Was MVP of the Suncoast Cup Tournament ... Coached by Curt Allen at North Port ... Played for the Florida Elite AAU squad, coached by Conrad Foss.

## 2012-13 GAME-BY-GAME STATISTICS

Opponent	M	Fg-Fga	3m-3a	Ft-Fta	O-D-Reb	PF	A	TO	B	S	Pts
UCF	4	0-2	0-1	0-0	1-0-1	0	0	1	0	0	0
UMES	18	4-9	3-6	0-0	0-0-0	1	0	2	0	0	11
Loyola	22	2-7	1-4	0-0	0-0-0	2	1	1	1	2	5
W. Michigan	31	4-11	3-8	5-5	0-0-0	1	0	1	0	0	16
Bradley*	29	6-9	2-4	0-1	1-0-1	2	4	2	1	0	14
at Stetson*	18	1-5	1-4	0-0	0-0-0	1	0	1	0	0	3
Georgia*	30	5-11	2-7	3-4	0-1-1	0	1	0	0	1	15
at Oklahoma St.	14	1-4	1-4	0-0	0-0-0	3	0	1	0	0	3
Youngstown St.	---DNP, foot injury---										
Bowling Green	---DNP, foot injury---										
George Mason	---DNP, foot injury---										
at UCF	---DNP, foot injury---										
Syracuse	---DNP, foot injury---										
Villanova	---DNP, foot injury---										
at Louisville	---DNP, foot injury---										
at Rutgers	---DNP, foot injury---										
Georgetown	---DNP, foot injury---										
at Seton Hall	---DNP, foot injury---										
Notre Dame	---DNP, foot injury---										
at Marquette	---DNP, foot injury---										
at UConn	---DNP, foot injury---										
Marquette	---DNP, foot injury---										
at Villanova	---DNP, foot injury---										
Providence	---DNP, foot injury---										
Louisville	---DNP, foot injury---										
at St. John's	---DNP, foot injury---										
at Pitt	---DNP, foot injury---										
DePaul	---										
UConn	---										
at Cincinnati	---										

\*-game started  
 \_-team high

**Personal:** Son of Holly Wynne and Gilberto Noriega ... Has three older brothers, Noel, Bryan and Gilberto, and three older sisters, Shirin, Amelia and Gracelia ... Born Oct. 26, 1990 ... Chose USF over Notre Dame, Butler and Washington State ... Signed with USF on Nov. 12, 2008.

## NORIEGA'S CAREER STATS

Year	G-GS	Min-Avg	FG-FGA	Pct	3FG-FGA	Pct	FT-FTA	Pct	OR-DR	R-Avg	PF	FO	Ast	TO	Blk	Stl	Pts-Avg
2009-10	20-0	68-3.4	5-19	.263	5-16	.313	2-2	1.000	0-4	4-0.2	4	0	4	1	0	0	17-0.9
2010-11	33-10	546-16.5	62-168	.369	53-141	.376	33-41	.805	8-23	31-0.9	42	0	14	24	7	9	210-6.4
2011-12	28-11	333-11.9	26-79	.329	23-63	.365	25-32	.781	1-14	15-0.5	20	0	8	10	0	4	100-3.6
2012-13	8-4	166-20.8	23-58	.397	13-38	.342	8-10	.800	2-1	3-0.4	10	0	6	9	2	3	67-8.4
<b>TOTALS</b>	<b>89-25</b>	<b>1113-12.5</b>	<b>116-324</b>	<b>.358</b>	<b>94-258</b>	<b>.364</b>	<b>68-85</b>	<b>.800</b>	<b>11-42</b>	<b>53-0.6</b>	<b>76</b>	<b>0</b>	<b>32</b>	<b>44</b>	<b>9</b>	<b>16</b>	<b>394-4.4</b>

## NORIEGA'S CAREER BIG EAST CONFERENCE STATS

Year	G-GS	Min-Avg	FG-FGA	Pct	3FG-FGA	Pct	FT-FTA	Pct	OR-DR	R-Avg	PF	FO	Ast	TO	Blk	Stl	Pts-Avg
2009-10	9-0	18-2.0	0-3	---	0-3	---	0-0	---	0-1	1-0.1	2	0	0	0	0	0	0-0.0
2010-11	19-8	289-15.2	36-91	.396	32-78	.410	23-29	.793	5-8	13-0.7	22	0	9	14	3	6	127-6.7
2011-12	12-4	87-7.3	6-15	.400	6-15	.400	9-11	.818	0-3	3-0.3	5	0	3	3	0	0	27-2.3
<b>TOTALS</b>	<b>41-12</b>	<b>394-9.6</b>	<b>42-109</b>	<b>.385</b>	<b>38-96</b>	<b>.396</b>	<b>32-40</b>	<b>.800</b>	<b>5-12</b>	<b>17-0.4</b>	<b>29</b>	<b>0</b>	<b>12</b>	<b>17</b>	<b>3</b>	<b>6</b>	<b>154-3.8</b>

# #12 JORDAN OMOGBEHIN

Freshman | Center | 7-3 | 291

Lagos, Nigeria | Atlantic Shores Christian (Va.)

Miscellaneous Stats	12-13 Season	Career
Double-figure scoring	0	0
Double-figure rebounding	0	0
Double-doubles	0	0
Triple-doubles	0	0
Led USF in scoring	0	0
Led USF in rebounding	0	0
20+ point games	0	0
30+ point games	0	0

**2012-13:** Scored six points and added six rebounds against Bradley (Nov. 20) in 14 minutes ... got his first career start vs. Maryland Eastern Shore (Nov. 16).

**2011-12:** Sat out the 2011-12 season... received an initial eligibility waiver from the NCAA, which allows him to receive athletic-related aid and practice with the Bulls but not play.

**Atlantic Shores Christian Academy:** Averaged 15 points, 11 rebounds and eight blocks per game.

**Personal:** Originally from Lagos, Nigeria ... Speaks fluent English and French ... Played AAU for Team Takeover, a squad that had 10 players in the class of 2011 commit to Division I schools ... Also played at Montrose Christian and Atlantic Shores Christian ... He chose USF over interest from Georgetown, Connecticut, Oklahoma, Virginia Tech, Florida State and Marquette.

## 2012-13 GAME-BY-GAME STATISTICS

Opponent	M	Fg-Fga	3m-3a	Ft-Fta	O-D-Reb	PF	A	TO	B	S	Pts
UCF		---	---	---	---	---	---	---	---	---	---
UMES*	12	3-6	0-0	0-4	2-1-3	4	0	0	0	0	6
Loyola	5	0-0	0-0	0-0	0-0-0	1	0	1	0	0	0
W. Michigan		---	---	---	---	---	---	---	---	---	---
Bradley	14	3-5	0-0	0-1	2-4-6	3	0	1	1	0	6
at Stetson	3	1-1	0-0	0-0	0-1-1	0	0	0	0	1	2
Georgia	8	0-0	0-0	0-0	0-1-1	0	0	0	0	0	0
at Oklahoma St.	8	0-0	0-0	0-1	1-0-1	1	0	0	0	0	0
Youngstown St.	4	0-0	0-0	0-0	2-1-3	0	0	2	0	0	0
Bowling Green	8	0-0	0-0	0-2	0-1-1	1	0	1	1	0	0
George Mason		---	---	---	---	---	---	---	---	---	---
at UCF		---	---	---	---	---	---	---	---	---	---
Syracuse	2	0-0	0-0	0-0	0-0-0	0	0	0	0	0	0
Villanova	5	0-0	0-0	0-0	0-0-0	2	0	0	0	0	0
at Louisville	11	0-0	0-0	0-0	0-0-0	3	0	0	1	0	0
at Rutgers		---	---	---	---	---	---	---	---	---	---
Georgetown		---	---	---	---	---	---	---	---	---	---
at Seton Hall		---	---	---	---	---	---	---	---	---	---
Notre Dame	5	0-0	0-0	0-0	0-0-0	1	0	1	0	0	0
at Marquette	4	0-1	0-0	0-0	1-0-1	0	0	0	0	0	0
at UConn	3	0-0	0-0	0-0	0-0-0	0	0	0	0	0	0
Marquette*	16	1-2	0-0	0-0	2-2-4	3	0	2	0	1	2
at Villanova	8	0-0	0-0	0-2	0-2-2	2	0	0	0	0	0
Providence	1	0-0	0-0	0-0	0-0-0	0	0	0	0	0	0
Louisville	2	0-1	0-0	0-0	0-0-0	1	0	0	0	0	0
at St. John's	6	0-0	0-0	0-0	0-1-1	1	0	0	0	0	0
at Pitt*	7	0-1	0-0	0-0	1-1-2	3	0	0	2	0	0
DePaul		---	---	---	---	---	---	---	---	---	---
UConn		---	---	---	---	---	---	---	---	---	---
at Cincinnati		---	---	---	---	---	---	---	---	---	---

\*-game started

\_-team high

## OMOGBEHIN'S CAREER STATS

Year	G-GS	Min-Avg	FG-FGA	Pct	3FG-FGA	Pct	FT-FTA	Pct	OR-DR	R-Avg	PF	FO	Ast	TO	Blk	Stl	Pts-Avg
2012-13	21-3	133-6.3	8-17	.471	0-0	---	0-10	---	11-15	26-1.2	26	0	0	8	5	1	16-0.8
<b>TOTALS</b>	<b>21-3</b>	<b>133-6.3</b>	<b>8-17</b>	<b>.471</b>	<b>0-0</b>	<b>---</b>	<b>0-10</b>	<b>---</b>	<b>11-15</b>	<b>26-1.2</b>	<b>26</b>	<b>0</b>	<b>0</b>	<b>8</b>	<b>5</b>	<b>1</b>	<b>16-0.8</b>

# #5 JAWANZA POLAND

Senior | Guard | 6-4 | 200

Wichita, Kan. | Hutchinson CC

Miscellaneous Stats	12-13 Season	Career
Double-figure scoring	9	33
Double-figure rebounding	1	1
Double-doubles	1	1
Triple-doubles	0	0
Led USF in scoring	6	14
Led USF in rebounding	6	6
20+ point games	1	3
30+ point games	0	0

## 2012-13

-Led the team with 11 points against No. 12/12 Louisville (Feb. 17) ... also added five rebounds  
 -Posted a team-high 13 points on 5-of-10 shooting from the field, including a 3-of-5 mark from long distance at Seton Hall (Jan. 23)  
 -Led the Bulls for the second-straight game with 15 points (4-of-12 FG, 2-of-7 3FG, 5-of-5 FT) vs. Georgetown (Jan. 19) ... also co-led the team with five boards and added one assist and one steal while shooting 5-of-5 from the free throw line.  
 -Led the Bulls with 17 points (7-of-10 FG, 3-of-5 3FG) at Rutgers (Jan. 17), scored 15 of his 17 in the second half  
 -Reached double-figures for the fourth-straight game with 12 points against Syracuse (Jan. 6).  
 -Posted a team-high 18 points (8-of-14 FG, 2-of-3 3FG) at UCF to lead the team for the second-straight game  
 -Led the team in both scoring and rebounding with 16 (4-of-9 FG, 1-of-3 3FG, 7-of-8 FT) and eight against George Mason (Dec. 29)  
 -Just missed a double-double with 11 points and eight rebounds vs. Bowling Green (Dec. 21)  
 -Posted his first career double-double with 19 points (7-of-16 FG, 2-of-5 3FG, 3-of-4 FT) and career-high 10 rebounds at Stetson (Nov. 26)  
 -Scored career-high 22 points (8-of-11 FG, 2-of-3 3FG, 4-of-5 FT) in the season-opener against UCF (Nov. 10).

**2011-12:** Notched his second-straight 15+ scoring effort with 19 point (8-of-13 FG, 2-of-5 3FG, 1-of-3 FT) at DePaul (Jan. 22) ... tallied 16 points against St. John's on 6-of-11 shooting from the field ... reached double-figure scoring for the second-straight game with 12 points (5-of-12 FG, 0-of-3 3FG, 2-of-2 FT) at Notre Dame (Jan. 10) ... scored 13 of his game-high 20 points (7-of-12 FG, 1-of-4 3FG, 5-of-5 FT) in the second half at Villanova (Jan. 5) to lead the Bulls to their first ever win at The Pavilion ... tallied nine points (4-of-8 FG, 1-of-3 3FG) against UConn (Dec. 28) ... notched seven points (2-of-7 FG, 1-of-4 3FG, 2-of-2 FT) at Southern Mississippi (Dec. 22) in his first start of the season ... returned to the lineup against Cleveland State (Dec. 19) and scored a team-high 13 points while adding five rebounds ... tied career-high with 3 made from beyond the arc ... missed the first 11 games due to a back injury suffered at the end of last season.

**2010-11:** Second on the team in scoring at 9.1 points per game and second with 62 assists ... Started 22 of 33 games, including nine in BIG EAST play ... Fourth on the team in minutes played in BIG EAST games at 26.1 ... Scored in double-figures 17 times ... Notched four assists at DePaul (2/26) ... Scored 11 points vs. Villanova (3/8) in BIG EAST tournament opening round ... Tallied 12 points, four rebounds, and three assists vs. Georgetown (2/19) ... Has been featured in ESPN's Top Plays for high-flying dunks against Cincinnati (1/12) and DePaul (1/27) ... Netted a career-high 20 points at Providence (2/2) ... Also had four assists in the game ... Excelled in multiple phases vs. DePaul (1/27), scoring 11 points to go with three assists and four steals ... Hit 8-of-8 free throws against Providence on Jan. 16 ... Notched career-high 19 points against James Madison (12/18), hitting three treys ... Back-to-back double-digit scoring nights with 15 against St. Francis (11/15) and 12 in the opener against Southern Miss (11/12) ... Also had five assists against St. Francis ... Led the Bulls in scoring in his USF debut against Southern Miss (11/12), connecting on a trio of threes and three free throws for 12 points in 28 minutes.

## 2012-13 GAME-BY-GAME STATISTICS

Opponent	M	Fg-Fga	3m-3a	Ft-Fta	O-D-Reb	PF	A	TO	B	S	Pts
UCF	29	8-11	2-3	4-5	3-0-3	1	0	1	0	3	22
UMES*	27	3-10	1-4	2-2	5-3-8	0	2	0	1	1	9
Loyola*	17	2-4	1-1	0-0	0-1-1	0	1	3	0	1	5
W. Michigan*	16	2-4	0-1	1-1	0-1-1	3	0	0	0	1	5
Bradley	16	2-8	0-2	2-3	2-3-5	3	2	2	0	1	6
at Stetson	27	7-16	2-5	3-4	4-6-10	1	1	1	0	0	19
Georgia	16	2-4	0-1	1-2	2-2-4	2	0	3	0	2	5
at Oklahoma St.	29	3-7	0-3	3-5	0-3-3	3	0	1	0	1	9
Youngstown St.	16	2-9	1-6	3-4	1-1-2	2	1	2	1	0	8
Bowling Green	26	3-5	1-2	4-6	1-7-8	0	1	1	1	0	11
George Mason*	33	4-9	1-3	7-8	2-6-8	2	0	3	0	2	16
at UCF*	31	8-14	2-3	0-0	2-2-4	2	0	2	0	0	18
Syracuse*	36	5-12	2-7	0-0	2-3-5	2	1	5	0	2	12
Villanova*	24	1-7	1-3	1-2	1-5-6	1	0	0	1	2	4
at Louisville	15	0-2	0-2	1-2	0-4-4	0	0	1	0	0	1
at Rutgers	26	7-10	3-5	0-0	0-5-5	2	1	1	1	1	17
Georgetown	32	4-12	2-7	5-5	1-4-5	1	1	0	0	1	15
at Seton Hall	26	5-10	3-5	0-0	2-1-3	1	0	1	0	2	13
Notre Dame	17	0-2	0-2	0-0	0-0-0	3	2	0	1	0	0
at Marquette	21	1-8	1-4	3-4	1-4-5	1	1	1	0	1	6
at UConn	32	3-12	1-6	1-2	2-7-9	1	1	0	1	4	8
Marquette	22	2-4	1-3	0-0	0-1-1	2	0	3	1	1	5
at Villanova*	30	3-12	1-6	1-2	0-4-4	2	1	4	0	1	8
Providence	6	0-2	0-1	0-0	0-0-0	0	0	0	0	0	0
Louisville	23	4-9	0-3	3-4	2-3-5	2	0	1	0	1	11
at St. John's	15	4-8	1-3	0-0	1-4-5	2	0	2	0	1	9
at Pitt	16	1-3	0-0	1-2	0-1-1	0	0	1	0	0	3
DePaul											
UConn											
at Cincinnati											

\*-game started  
 --team high

**Hutchinson Community College (2009-10):** Redshirt season after not being released from Cowley CC.

**Cowley College (2008-09):** No. 3 junior college shooting guard/small forward in the country ... Kansas Jayhawk East All-Conference Freshman of the Year ... Honorable mention NJCAA All-Region VI ... Averaged 13.5 points and 3.6 rebounds per game while hitting 76 percent from the free throw line and 38 percent from long range.

**Wichita East High:** High jumper and long jumper for Wichita East HS ... Second place in state track and field meet in the long jump his senior season ... Played football two seasons, until his hoops coach asked him to stop so he wouldn't get injured.

**Personal:** Jawanza D. Poland ... Born Sept. 13, 1990 ... Son of Gloria Newton and Jerry Poland ... Brother to Jasmine and Giovanni Poland.

## POLAND'S CAREER STATS

Year	G-GS	Min-Avg	FG-FGA	Pct	3FG-FGA	Pct	FT-FTA	Pct	OR-DR	R-Avg	PF	FO	Ast	TO	Bik	Stl	Pts-Avg
2010-11	33-22	890-27.0	106-298	.356	25-110	.227	63-88	.716	32-54	86-2.6	105	6	62	68	15	35	300-9.1
2011-12	25-2	550-22.0	73-173	.422	19-71	.268	34-47	.723	20-60	80-3.2	48	0	21	41	11	16	199-8.0
2012-13	27-8	624-23.1	87-210	.414	28-88	.318	43-59	.729	33-85	118-4.4	39	0	16	38	7	30	245-9.1
<b>TOTALS</b>	<b>85-32</b>	<b>2064-24.3</b>	<b>266-681</b>	<b>.391</b>	<b>72-269</b>	<b>.268</b>	<b>140-194</b>	<b>.722</b>	<b>85-199</b>	<b>284-3.3</b>	<b>192</b>	<b>6</b>	<b>99</b>	<b>147</b>	<b>33</b>	<b>81</b>	<b>744-8.8</b>

## POLAND'S CAREER BIG EAST CONFERENCE STATS

Year	G-GS	Min-Avg	FG-FGA	Pct	3FG-FGA	Pct	FT-FTA	Pct	OR-DR	R-Avg	PF	FO	Ast	TO	Bik	Stl	Pts-Avg
2010-11	19-9	494-26.0	55-161	.342	11-58	.190	31-42	.738	16-26	42-2.2	64	5	30	40	8	14	152-8.0
2011-12	18-1	418-23.2	60-137	.438	13-54	.241	24-33	.727	14-51	65-3.6	35	0	15	32	11	15	157-8.7
2012-13	15-3	341-22.7	40-113	.354	16-57	.281	16-23	.696	12-46	58-3.9	20	0	8	20	5	17	112-7.5
<b>TOTALS</b>	<b>52-13</b>	<b>1253-24.0</b>	<b>155-411</b>	<b>.377</b>	<b>40-171</b>	<b>.233</b>	<b>71-98</b>	<b>.724</b>	<b>42-123</b>	<b>165-3.2</b>	<b>119</b>	<b>5</b>	<b>53</b>	<b>91</b>	<b>24</b>	<b>46</b>	<b>421-8.1</b>

# #2 VICTOR RUDD

Junior | Guard/Forward | 6-9 | 235

Los Angeles, Calif. | Arizona State

Miscellaneous Stats	12-13 Season	Career
Double-figure scoring	16	32
Double-figure rebounding	6	10
Double-doubles	6	7
Triple-doubles	0	0
Led USF in scoring	7	15
Led USF in rebounding	11	14
20+ point games	2	4
30+ point games	0	1

## 2012-13

-Led the team in scoring for the second-straight game with 16 points at No. 23/RV Pittsburgh (Feb. 27) ... also led the team in rebounding (seven) for the fourth-straight game

-Notched his sixth double-double of the year and second in the last three games with 18 points and nine rebounds at St. John's (Feb. 20).

-Posted his fifth double-double of the season with 26 points (10-of-18, 3-of-5 3FG, 3-of-4 FT) and added 12 rebounds against Providence (Feb. 9)

-Registered double-figures for the second-straight game with 12 points at UConn (Feb. 3)

-Led the team in scoring and rebounding for the second time in three games with 10 points and eight rebounds at No. 3/4 Louisville (Jan. 12)

-Recorded his third-straight double-digit scoring effort with a team-high 12 points against Villanova (Jan. 9)

-Posted his second-straight double-double with 15 points and 11 rebounds against No. 7 Syracuse (Jan. 6)... had three dunks, one block and one three-pointer in the first seven minutes of the game

-Notched his third double-double of the season with 13 points and 11 rebounds at UCF

-Was named the USBWA National Player of the Week and the BIG EAST Player of the Week on Dec. 23

-Registered his fourth-straight double-digit scoring effort with a season-high 29 points (12-of-26 FG, 2-of-7 3FG, 3-of-3 FT) and added seven rebounds against Bowling Green (Dec. 21) ... knocked down two game-tying three's and hit the go-ahead basket in triple overtime to give the Bulls the win

-Posted his third-straight double-digit scoring effort with a team-high 16 points (6-of-15 FG, 1-of-2 3FG, 3-of-4 FT) and added a career-best 16 rebounds for his second double-double of the season vs. Youngstown State (Dec. 18) ... was his second double-digit rebounding effort of the season and sixth of his career

-Led the team in scoring for the first time of the season with 14 points (5-of-12 FG, 1-of-5 3FG, 3-of-4 FT) at No. 22/23 Oklahoma State (Dec. 5) ... also added six rebounds and three assists

-Led the team with eight rebounds and added 12 points (3-of-5 FG, 2-of-4 3FG, 4-of-6 FT) against Georgia (Nov. 30)

-Posted his second career double-double with 15 points (4-of-10 FG, 1-of-3 3FG, 6-of-6 FT) vs. Bradley (Nov. 20)

-Just missed a double-double with 10 points (4-of-7 FG, 2-of-3 3FG) and nine rebounds vs. Loyola (Nov. 17).

**2011-12:** Averaged 14.8 points and seven rebounds during the Bulls' five postseason game ... recorded his second double-double of the season with team-high 13 points and career-high tying 10 rebounds in the NCAA Third Round against Ohio ... led USF with 17 points (4-of-9 FG, 4-of-6 3FG, 5-of-6 FT) and seven rebounds in the NCAA Second Round win over Temple ... notched 15 points (7-of-10 FG, 1-of-3 3FG) and five rebounds in the NCAA First Round vs. California ... scored 16 points (6-of-13 FG, 4-of-7 3FG) in the BIG EAST Championship quarterfinals vs. Notre Dame and added seven rebounds ... went 4-for-9 for 13 points and added six rebounds in the BIG EAST Second Round vs. Villanova ... posted his first career double-double with 11 points (3-of-8 FG, 1-of-5 3FG, 4-of-6 FT) and career-high tying 10 rebounds at Providence ... scored all of his team-high 24 points (8-of-15 FG, 5-of-7 3FG, 3-of-4 FT) against St. John's in the second half including a career-high five from long distance, also added seven rebounds ... led USF with a career-high 10 rebounds at Villanova (Jan. 5) ... just missed a double-double as he also added eight points (2-of-7 FG, 0-of-2 3FG, 4-of-5 FT) ... notched 16 points (5-of-13 FG, 4-of-9 3FG, 2-of-2 FT) while pulling down a career-high seven rebounds against Old Dominion (Nov. 19) ... poured in a career-high 30 points (11-of-21 FG, 3-of-8 3FG, 5-of-5 FT) against Marist (Nov. 14), marking his second-straight game in double figures.

## 2012-13 GAME-BY-GAME STATISTICS

Opponent	M	Fg-Fga	3m-3a	Ft-Fta	O-D-Reb	PF	A	TO	B	S	Pts
UCF*	37	3-12	1-4	0-1	1-4-5	3	0	1	0	0	7
UMES*	24	3-9	1-4	0-0	1-5-6	2	1	1	0	0	7
Loyola*	28	4-7	2-3	0-0	1-8-9	0	3	2	0	1	10
W. Michigan*	26	1-6	0-1	0-0	0-3-3	1	0	1	0	1	2
Bradley*	28	4-10	1-3	6-6	2-10-12	2	2	1	0	1	15
at Stetson*	34	1-3	0-2	2-4	1-8-9	2	1	1	0	0	4
Georgia*	32	3-5	2-4	4-6	0-8-8	1	0	0	1	0	12
at Oklahoma St.*	34	5-12	1-5	3-4	2-4-6	3	3	3	0	1	14
Youngstown St.*	34	6-15	1-2	3-4	4-12-16	0	1	1	0	0	16
Bowling Green*	53	12-26	2-7	3-3	3-4-7	1	3	2	1	2	29
George Mason*	35	2-9	0-3	2-6	0-2-2	3	2	2	0	3	6
at UCF*	38	5-14	1-7	2-4	1-10-11	2	2	1	0	0	13
Syracuse*	37	5-14	1-8	4-5	2-9-11	3	0	3	2	1	15
Villanova*	31	3-11	1-5	5-6	1-4-5	3	0	1	1	0	12
at Louisville*	23	4-8	1-3	1-4	1-7-8	0	0	1	0	0	10
at Rutgers*	29	3-6	2-4	3-4	0-4-4	2	0	1	0	0	11
Georgetown*	36	2-5	2-5	1-2	2-2-4	1	2	0	1	2	7
at Seton Hall*	35	2-9	0-5	2-2	2-4-6	3	0	0	0	1	6
Notre Dame*	28	3-7	1-3	0-0	0-1-1	2	0	0	1	1	7
at Marquette*	31	4-11	2-5	3-3	1-2-3	2	1	3	1	4	13
at UConn*	31	4-10	0-4	4-6	1-4-5	3	1	1	2	1	12
Marquette*	32	3-10	0-4	2-2	2-2-4	1	2	4	1	0	8
at Villanova	---DNP, groin injury---										
Providence*	34	10-18	3-5	3-4	5-7-12	4	2	3	0	0	26
Louisville*	35	3-12	1-6	0-1	4-5-9	1	1	6	2	0	7
at St. John's*	39	7-5	3-6	1-2	4-7-11	5	0	4	0	0	18
at Pitt*	39	7-19	1-6	1-2	0-7-7	2	1	2	0	0	16
DePaul											
UConn											
at Cincinnati											

\*-game started  
 \_-team high

**2010-11:** Sat out due to transfer rules

**Arizona State (2009-10):** Played 15 games, averaging 2.5 points and 1.1 rebounds in 6.2 minutes ... Also had three assists, three blocks and a pair of steals ... Hit 13-of-36 (36.1 percent) from the floor as a freshman, including 6-of-28 (21.4 percent) from beyond the arc for the Sun Devils, who went 22-11 and advanced to the National Invitation Tournament during Rudd's rookie year ... Best game came Dec. 12 against Delaware State, when Rudd shot 6-of-7 from the floor for 15 points along with four rebounds and two blocks in 13 minutes.

**Findlay Prep (Las Vegas):** Three-star prospect according to both Rivals.com and Scout.com coming out of high school.

**Personal:** Born March 18, 1991 ... Son of Teresa Carter ... Brother to Anthony Miller and Venisha Rudd ... Goes by "Vic" ... Native of Los Angeles ... Chose USF over offers from Marquette, St. John's, Miami and San Diego State.

### RUDD'S CAREER STATS

Year	G-GS	Min-Avg	FG-FGA	Pct	3FG-FGA	Pct	FT-FTA	Pct	OR-DR	R-Avg	PF	FO	Ast	TO	Blk	Stl	Pts-Avg
2011-12	36-27	997-27.7	112-299	.375	44-144	.306	65-86	.756	34-140	174-4.8	60	0	46	60	8	24	333-9.3
2012-13	26-25	862-33.2	109-283	.385	30-114	.263	55-81	.679	41-143	184-7.1	52	1	28	45	13	19	303-11.7
<b>TOTALS</b>	<b>62-52</b>	<b>1859-30.0</b>	<b>221-582</b>	<b>.380</b>	<b>74-258</b>	<b>.287</b>	<b>120-167</b>	<b>.719</b>	<b>75-283</b>	<b>358-5.8</b>	<b>112</b>	<b>1</b>	<b>74</b>	<b>105</b>	<b>21</b>	<b>43</b>	<b>636-10.3</b>

### RUDD'S CAREER BIG EAST CONFERENCE STATS

Year	G-GS	Min-Avg	FG-FGA	Pct	3FG-FGA	Pct	FT-FTA	Pct	OR-DR	R-Avg	PF	FO	Ast	TO	Blk	Stl	Pts-Avg
2011-12	18-13	439-24.4	44-124	.355	15-60	.250	34-46	.739	19-70	89-4.9	19	0	26	22	3	9	137-7.6
2012-13	14-13	459-32.8	60-155	.387	18-69	.261	30-43	.698	25-65	90-6.4	32	1	10	29	11	10	168-12.0
<b>TOTALS</b>	<b>32-26</b>	<b>899-28.1</b>	<b>104-279</b>	<b>.373</b>	<b>33-129</b>	<b>.256</b>	<b>64-89</b>	<b>.719</b>	<b>44-135</b>	<b>179-5.6</b>	<b>51</b>	<b>1</b>	<b>36</b>	<b>51</b>	<b>14</b>	<b>19</b>	<b>305-9.5</b>

# #33 KORE WHITE

Senior | Forward | 6-8 | 241

Fort Lauderdale, Fla. | Florida Atlantic | Dillard HS

Miscellaneous Stats	12-13 Season	USF Career
Double-figure scoring	2	2
Double-figure rebounding	0	0
Double-doubles	0	0
Triple-doubles	0	0
Led USF in scoring	1	1
Led USF in rebounding	1	1
20+ point games	0	0
30+ point games	0	0

## 2012-13

- Led the team in rebounding with nine against Louisville (Feb. 17)
- Returned to the starting lineup against Notre Dame (Jan. 26)
- Missed the six games due to a turf toe injury
- Scored 11 points on perfect shooting from the field (4-of-4 FG, 1-of-1 3FG, 2-of-2 FT) against Bradley (Nov. 20)
- Knocked down a career-high three from long distance en route to 15 points (6-of-9 FG, 3-of-3 3FG) against Loyola (Nov. 17).

**Prep:** Three-year starter at Dillard High School in Ft. Lauderdale, where he led the Panthers to a 29-2 record and the Class 5A Florida state title as a senior...averaged a double-double (15 pts, 11 rebs) with eight blocks per game in senior campaign en route to being selected to the 2008 5A All-State First Team...posted four straight games with at least 10 blocks...recorded six points, nine rebounds, eight blocks and three steals in Dillard's come-from-behind win the state championship game...named to the South Florida Sun Sentinel "Fab Five" team... reached the state semifinals as junior... named the Sun Sports 2007 Martin Luther King Tournament MVP... three-year varsity starter at Dillard... heavily recruited by Marshall, UNLV, Miami (Fla.), Ole Miss, Florida State, Penn State and South Florida... coached by Darrell Burrows...chosen to play in the Miami-Dade vs. Broward County All-Star Game... played with the Florida Rams AAU program.

**Personal:** Born on Dec. 10, 1989...son of Myrel White...excellent student, earning Conference USA All-Academic honors in 2009... plans to double-major at FAU... has two sisters, Kayce and Nikki...favorite NBA player is Amare Stoudemire... member of the Fellowship of Christian Athletes (FCA)... after playing days are over, hopes to help build churches... played high school basketball with Nigel Spikes (Marshall) and Bo Reliford (Florida State football).

## 2012-13 GAME-BY-GAME STATISTICS

Opponent	M	Fg-Fga	3m-3a	Ft-Fta	O-D-Reb	PF	A	TO	B	S	Pts
UCF	12	1-3	0-1	1-2	1-1-2	4	1	0	0	1	3
UMES	13	1-2	0-0	0-0	1-3-4	0	1	1	0	0	2
Loyola	25	6-9	3-3	0-0	2-3-5	2	0	1	0	1	15
W. Michigan*	21	3-6	0-1	0-0	0-3-3	0	0	1	1	0	6
Bradley*	21	4-4	1-1	2-2	2-2-4	3	1	2	0	1	11
at Stetson*	26	2-4	1-1	0-0	2-0-2	2	2	2	1	0	5
Georgia*	23	0-1	0-0	0-0	1-2-3	0	0	1	0	0	0
at Oklahoma St.*	20	0-3	0-1	0-0	0-4-4	0	0	1	2	0	0
Youngstown St.*	20	2-4	2-2	0-0	3-3-6	1	1	1	1	2	6
Bowling Green*	16	1-8	0-1	1-2	4-1-5	0	0	0	0	1	3
George Mason	---DNP, toe injury---										
at UCF	---DNP, toe injury---										
Syracuse	---DNP, toe injury---										
Villanova	---DNP, toe injury---										
at Louisville	---DNP, toe injury---										
at Rutgers	---DNP, toe injury---										
Georgetown	7	1-2	0-1	0-1	0-0-0	2	0	0	0	0	2
at Seton Hall	3	0-0	0-0	0-0	0-0-0	0	0	0	0	1	0
Notre Dame*	8	0-2	0-1	0-0	0-0-0	0	0	1	0	0	0
at Marquette	14	1-2	0-0	0-0	1-2-3	1	1	1	0	2	2
at UConn	10	1-2	0-1	0-0	0-1-1	2	0	0	0	0	2
Marquette	4	0-0	0-0	0-0	0-0-0	1	0	0	0	1	0
at Villanova	17	2-3	0-1	0-0	1-1-2	4	0	0	0	1	4
Providence*	28	2-2	0-0	0-1	2-2-4	5	1	2	2	0	4
Louisville*	27	0-5	0-0	0-0	4-5-9	1	1	2	2	0	0
at St. John's*	3	0-1	0-1	0-0	0-0-0	0	0	1	0	0	0
at Pitt	6	0-3	0-1	0-0	1-0-1	0	0	0	1	0	0
DePaul											
UConn											
at Cincinnati											

\*-game started  
 \_-team high

## WHITE'S CAREER STATS (at USF)

Year	G-GS	Min-Avg	FG-FGA	Pct	3FG-FGA	Pct	FT-FTA	Pct	OR-DR	R-Avg	PF	FO	Ast	TO	Blk	Stl	Pts-Avg
2012-13	21-11	324-15.4	27-66	.409	7-17	.412	4-8	.500	26-33	59-2.8	30	1	10	17	12	11	65-3.1
<b>TOTALS</b>	<b>21-11</b>	<b>324-15.4</b>	<b>27-66</b>	<b>.409</b>	<b>7-17</b>	<b>.412</b>	<b>4-8</b>	<b>.500</b>	<b>26-33</b>	<b>59-2.8</b>	<b>30</b>	<b>1</b>	<b>10</b>	<b>17</b>	<b>12</b>	<b>11</b>	<b>65-3.1</b>

# SEASON AND CAREER HIGHS

# 2012-13 USF GAME NOTES

## Season High \_\_\_\_\_ Career High \_\_\_\_\_

**#0 MARTINO BROCK (\*-occurred at South Alabama)**  
**Pts** 18 vs. BGSU (12/21/12) \_\_\_\_\_ 24 at Louisville (12/4/10)\*  
**Reb** 7 (5) Last: at Rutgers (1/17/13) \_\_\_\_\_ 13 vs. UL-Lafayette (2/13/10)\*  
**FG** 6 vs. BGSU (12/21/12) \_\_\_\_\_ 8 (5) Last: vs. UL-Lafayette (1/30/11)\*  
**3FG** 2 vs. BGSU (12/21/12) \_\_\_\_\_ 4 (4) Last: vs. Arkansas-Little Rock (3/5/11)\*  
**FT** 4 (4) Last: vs. Prov. (2/13/13) \_\_\_\_\_ 11 at Arkansas State (12/30/10)\*  
**Asst** 3 (3) Last: vs. Georgetown (1/19/13) \_\_\_\_\_ 7 at W. Kentucky (2/3/11)\*  
**Blk** 1 (6) Last: at Pittsburgh (2/27/13) \_\_\_\_\_ 2 (5) Last: vs. Troy (3/7/10)\*  
**Stl** 4 at Seton Hall (1/23/13) \_\_\_\_\_ 5 vs. Houston Baptist (12/12/10)\*  
**Min** 52 vs. BGSU (12/21/12) \_\_\_\_\_ same

### #1 MUSA ABDUL-ALEEM

**Pts** 11 vs. GMU (12/29/12) \_\_\_\_\_ same  
**Reb** 4 vs. BGSU (12/21/12) \_\_\_\_\_ same  
**FG** 3 vs. GMU (12/29/12) \_\_\_\_\_ same  
**3FG** 3 vs. GMU (12/29/12) \_\_\_\_\_ same  
**FT** 3 vs. YSU (12/18/12) \_\_\_\_\_ same  
**Asst** 1 (3) Last: vs. Syracuse (1/6/13) \_\_\_\_\_ same  
**Blk** 1 (3) Last: vs. GMU (12/29/12) \_\_\_\_\_ same  
**Stl** 1 at UCF (1/2/13) \_\_\_\_\_ same  
**Min** 21 vs. GMU (12/29/12) \_\_\_\_\_ same

### #2 VICTOR RUDD

**Pts** 29 vs. BGSU (12/21/12) \_\_\_\_\_ 30 vs. Marist (11/14/11)  
**Reb** 16 vs. YSU (12/18/12) \_\_\_\_\_ same  
**FG** 12 vs. BGSU (12/21/12) \_\_\_\_\_ same  
**3FG** 3 vs. Providence (2/13/13) \_\_\_\_\_ 5 vs. St. John's (1/18/12)  
**FT** 6 vs. Bradley (11/20/12) \_\_\_\_\_ same  
**Asst** 3 (3) Last: vs. BGSU (12/21/12) \_\_\_\_\_ 3 (8) Last: vs. BGSU (12/21/12)  
**Blk** 2 (3) Last: vs. Louisville (2/17/13) \_\_\_\_\_ same  
**Stl** 4 at Marquette (1/28/13) \_\_\_\_\_ same  
**Min** 53 vs. BGSU (12/21/12) \_\_\_\_\_ same

### #3 ZACH LeDAY

**Pts** 17 vs. Notre Dame (1/26/13) \_\_\_\_\_ same  
**Reb** 7 (2) Last: at Marquette (1/28/13) \_\_\_\_\_ same  
**FG** 5 vs. Notre Dame (1/26/13) \_\_\_\_\_ same  
**3FG** 2 at Marquette (1/28/13) \_\_\_\_\_ same  
**FT** 7 at Villanova (2/9/13) \_\_\_\_\_ same  
**Asst** 2 vs. UMEs (11/16/12) \_\_\_\_\_ same  
**Blk** 2 at Marquette (1/28/13) \_\_\_\_\_ same  
**Stl** 2 vs. Notre Dame (1/26/13) \_\_\_\_\_ same  
**Min** 34 at Marquette (1/26/13) \_\_\_\_\_ same

### #5 JAWANZA POLAND

**Pts** 22 vs. UCF (11/10/12) \_\_\_\_\_ same  
**Reb** 10 at Stetson (11/26/12) \_\_\_\_\_ same  
**FG** 8 at UCF (1/2/13) \_\_\_\_\_ 8 (3) Last: at UCF (1/2/13)  
**3FG** 3 (2) Last: at Seton Hall (1/23/13) \_\_\_\_\_ 3 (6) Last: at Seton Hall (1/23/13)  
**FT** 7 vs. GMU (12/29/12) \_\_\_\_\_ 8 vs. Providence (1/16/11)  
**Asst** 2 (3) Last: vs. Notre Dame (1/26/13) \_\_\_\_\_ 6 vs. VCU (12/1/10)  
**Blk** 1 (5) Last: vs. Notre Dame (1/26/13) \_\_\_\_\_ 2 (3) Last: at Cl. State (12/22/10)  
**Stl** 4 at UConn (2/3/13) \_\_\_\_\_ 4 (2) Last: at UConn (2/3/13)  
**Min** 33 vs. GMU (12/29/12) \_\_\_\_\_ 42 at UConn (12/31/10)

### #10 MIKE McCLOSKEY

**Pts** 3 (2) Last: at Pittsburgh (2/27/13) \_\_\_\_\_ same  
**Reb** 1 (2) Last: at St. John's (2/20/13) \_\_\_\_\_ same  
**FG** 1 (2) Last: at Pittsburgh (2/27/13) \_\_\_\_\_ same  
**3FG** 1 (2) Last: at Pittsburgh (2/27/13) \_\_\_\_\_ same  
**FT** 1 vs. Bradley (11/20/12) \_\_\_\_\_ same  
**Asst** 3 at St. John's (2/20/13) \_\_\_\_\_ same  
**Blk** \_\_\_\_\_ same  
**Stl** 1 (2) Last: at St. John's (2/20/13) \_\_\_\_\_ 1 (3) Last: at St. John's (2/20/13)  
**Min** 12 at St. John's (2/20/13) \_\_\_\_\_ same

## Season High \_\_\_\_\_ Career High \_\_\_\_\_

**#11 ANTHONY COLLINS**  
**Pts** 17 vs. Georgia (11/30/12) \_\_\_\_\_ 22 at Pittsburgh (2/19/12)  
**Reb** 7 vs. WMU (11/18/12) \_\_\_\_\_ same  
**FG** 7 vs. YSU (12/18/12) \_\_\_\_\_ 8 at Pittsburgh (2/19/12)  
**3FG** 2 vs. Georgetown (1/19/13) \_\_\_\_\_ 2 (2) Last: vs. Georgetown (1/19/13)  
**FT** 8 at UCF (1/2/13) \_\_\_\_\_ 8 (2) Last: at UCF (1/2/13)  
**Asst** 12 vs. WMU (11/18/12) \_\_\_\_\_ same  
**Blk** 1 (3) Last: vs. Syracuse (1/6/13) \_\_\_\_\_ 1 (5) Last: vs. Syracuse (1/6/13)  
**Stl** 4 (2) Last: at OSU (12/5/12) \_\_\_\_\_ 5 (2) Last: vs. Notre Dame (3/8/12)  
**Min** 48 vs. BGSU (12/21/12) \_\_\_\_\_ same

### #22 SHAUN NORIEGA

**Pts** 15 vs. Georgia (11/30/12) \_\_\_\_\_ 23 vs. Notre Dame (2/12/11)  
**Reb** 1 (3) Last: vs. Georgia (11/30/12) \_\_\_\_\_ 4 vs. Sts. Francis (11/15/10)  
**FG** 6 vs. Bradley (11/20/12) \_\_\_\_\_ 7 vs. Notre Dame (2/12/11)  
**3FG** 3 vs. UMEs (11/16/12) \_\_\_\_\_ 6 (2) Last: vs. Villanova (3/8/11)  
**FT** 3 vs. Georgia (11/30/12) \_\_\_\_\_ 5 (2) Last: vs. Penn State (11/20/11)  
**Asst** 4 vs. Bradley (11/20/12) \_\_\_\_\_ same  
**Blk** 1 (2) Last: vs. Bradley (11/20/12) \_\_\_\_\_ 1 (9) Last: vs. Bradley (11/20/12)  
**Stl** 2 vs. Loyola (11/17/12) \_\_\_\_\_ 2 (2) Last: vs. Loyola (11/17/12)  
**Min** 30 vs. Georgia (11/30/12) \_\_\_\_\_ 35 vs. BYU (11/26/10)

### #23 JaVONTAE HAWKINS

**Pts** 14 at Marquette (1/28/13) \_\_\_\_\_ same  
**Reb** 5 at Rutgers (1/17/13) \_\_\_\_\_ same  
**FG** 6 vs. Georgetown (1/19/13) \_\_\_\_\_ same  
**3FG** 2 (2) Last: at St. John's (2/20/13) \_\_\_\_\_ same  
**FT** 7 at Villanova (2/9/13) \_\_\_\_\_ same  
**Asst** 2 (3) Last: vs. Villanova (1/9/13) \_\_\_\_\_ same  
**Blk** 1 (2) Last: at UConn (2/3/13) \_\_\_\_\_ same  
**Stl** 1 (7) Last: at Pittsburgh (2/27/13) \_\_\_\_\_ same  
**Min** 33 vs. Georgetown (1/19/13) \_\_\_\_\_ same

### #32 TOARLYN FITZPATRICK

**Pts** 22 at UConn (2/3/13) \_\_\_\_\_ 25 vs. FAMU (12/11/11)  
**Reb** 10 at UConn (2/3/13) \_\_\_\_\_ 14 vs. FAU (11/26/11)  
**FG** 8 (2) Last: at UConn (2/3/13) \_\_\_\_\_ 11 vs. FAMU (12/11/11)  
**3FG** 5 at UConn (2/3/13) \_\_\_\_\_ same  
**FT** 4 (2) Last: vs. Syracuse (1/6/13) \_\_\_\_\_ 5 (3) Last: vs. BYU (11/26/10)  
**Asst** 3 vs. Loyola (11/17/12) \_\_\_\_\_ 3 (5) Last: vs. Loyola (11/17/12)  
**Blk** 3 (2) Last: vs. Syracuse (1/6/13) \_\_\_\_\_ 3 (7) Last: vs. Syracuse (1/6/13)  
**Stl** 3 (2) Last: vs. Notre Dame (1/26/13) \_\_\_\_\_ 5 vs. Rutgers (1/16/10)  
**Min** 50 vs. BGSU (12/21/12) \_\_\_\_\_ same

### #33 KORE WHITE (\* - occurred at FAU)

**Pts** 15 vs. Loyola (11/17/12) \_\_\_\_\_ 23 vs. North Texas (2/11/12)\*  
**Reb** 9 vs. Louisville (2/17/13) \_\_\_\_\_ 11 (2) Last: at W. Kentucky (2/16/12)\*  
**FG** 6 vs. Loyola (11/17/12) \_\_\_\_\_ 9 (2) Last: vs. N. Texas (2/11/12)\*  
**3FG** 3 vs. Loyola (11/17/12) \_\_\_\_\_ same  
**FT** 2 vs. Bradley (11/20/12) \_\_\_\_\_ 5 vs. N. Texas (2/11/12)\*  
**Asst** 2 at Stetson (11/26/12) \_\_\_\_\_ 3 (2) Last: at Hofstra (12/11/10)\*  
**Blk** 2 (4) Last: vs. Louisville (2/17/13) \_\_\_\_\_ 6 vs. Florida Memorial (1/6/11)\*  
**Stl** 2 (2) Last: at Marquette (1/28/13) \_\_\_\_\_ 3 (2) Last: at Miami (12/17/11)\*  
**Min** 26 at Stetson (11/26/12) \_\_\_\_\_ 42 vs. North Texas (2/11/12)\*

### #35 JORDAN OMOGBEHIN

**Pts** 6 (2) Last: vs. Bradley (11/20/12) \_\_\_\_\_ same  
**Reb** 6 vs. Bradley (11/20/12) \_\_\_\_\_ same  
**FG** 3 (2) Last: vs. Bradley (11/20/12) \_\_\_\_\_ same  
**3FG** \_\_\_\_\_ same  
**FT** \_\_\_\_\_ same  
**Asst** \_\_\_\_\_ same  
**Blk** 2 at Pittsburgh (2/27/13) \_\_\_\_\_ same  
**Stl** \_\_\_\_\_ same  
**Min** 16 vs. Marquette (2/6/13) \_\_\_\_\_ same