



Sports Information Contact: Rocco Gasparro | (502) 852-0102 or (502) 262-2258 | rocco.gasparro@louisville.edu | www.uoflsports.com

#14/#16 Louisville vs. South Florida

Oct. 20, 2012 • Papa John's Cardinal Stadium • Louisville, Ky. • 3:30 p.m. EST

THE MATCHUP

#14/#16 Louisville vs. USF



THE BASICS

2012 Record
6-0, 1-0 BIG EAST
Current Rank: 14th in USA/16th AP
Points: 33.3
Points Allowed: 18.6
Rushing: 167.0
Passing: 242.0
Total Off: 409.2
Total Def: 331.2

2012 Record
2-4, 0-2 BIG EAST
Current Rank: nr
Points: 25.2
Points Allowed: 27.5
Rushing: 147.5
Passing: 253.8
Total Off: 401.3
Total Def: 390.7

STATISTICAL LEADERS

Rushing
 #32 Senorise Perry
 96-559-5.8-9

Rushing
 #21 Demetruis Murray
 82-327-4.0-4

Passing
 #5 Teddy Bridgewater
 117-163-3-1,438-9 (71.8)

Passing
 #7 B.J. Daniels
 108-193-8-1,504-10 (56.0)

Receiving
 #7 Damian Copeland
 18-169-0, 9.4 avg.

Receiving
 #81 Andre Davis
 26-333-3, 12.8 avg.

INSIDE THE SERIES

Overall: USF leads 5-4
 Louisville: UL leads 3-1
 Tampa: USF leads 4-1
 Neutral: 0-0
 Streak: UL 1

Louisville All-Time Record:
 461-438-17
 Louisville at PJCS: 68-24
 (1998)

Quick Hitters

- The Cardinals have won three consecutive games in the month of October and are 6-5 in the calendar's 10th month under head coach Charlie Strong.
- After starting the 2011 season at 2-4, the Cardinals have won 11 of their last 12 regular-season games.
- The Cardinals are 6-0 for the eighth time in school history and the first since the 2006 season. Louisville is 5-0 for the third time since 2004.

The Game

- Saturday's game represents the 10th meeting between the two members of the BIG EAST Conference.
- USF leads the overall series 5-4 and the two schools have split the last four meetings. Louisville is 3-1 all-time at Papa John's Cardinal Stadium. USF won the last meeting in Louisville 24-21 in overtime during the 2010 season.
- Louisville won in Tampa for the first time last season with a 34-24 victory at Raymond James Stadium. It was the first win in five tries in Tampa.
- **Teddy Bridgewater** threw three touchdown passes, two of which went to **DeVante Parker** in the win last season over the Bulls.
- The Cardinals raised their record to 6-0 and 1-0 in the BIG EAST with a 45-35 win over Pittsburgh at Heinz Field to snap a four-game losing streak to the Panthers and a five-game losing streak in BIG EAST openers.

Cardinals Finally Return Home

- After 35 days without a home game, the Cardinals return home for three big home games beginning with a Homecoming visit from USF on Saturday, Oct. 20.
- The Cardinals are 3-0 at home this season, as they opened the year with three consecutive wins over Kentucky (32-14), Missouri State (35-7) and North Carolina (39-34).
- The Cardinals have been solid on offense in the first three games, scoring more than 30 points in all three games. The Cardinals are averaging 467.7 yards of total offense at home this season led by sophomore quarterback **Teddy Bridgewater**, who has thrown for 855 yards and five scores, and is completing 81.8 percent of his throws at home.

BIG EAST Home Games

- The Cardinals are beginning their eighth season as members of the BIG EAST Conference and have recorded an all-time record of 25-25 in league play after Saturday's win over Pittsburgh. Louisville won the BIG EAST title in 2006 and captured a piece of the title in 2011.
- In their first seven seasons as league members, the Cardinals are 14-10 in BIG EAST home games and have won two of their last three home league games.
- The Cardinals are looking to go 2-0 in the BIG EAST for the just the second time in school history and the first since 2006 when they opened league play at 3-0 before falling to Rutgers.

2012 SCHEDULE & RECORD

OVERALL RECORD: 6-0

BIG EAST: 1-0
Non-Conference: 5-0
Home: 3-0
Away: 3-0
Neutral: 0-0

THE RECORD

THE SCHEDULE

| | | |
|-------|--------------------------------|-----------|
| 9/2 | KENTUCKY (ESPN) | W, 32-14 |
| 9/8 | MISSOURI STATE (WHAS) | W, 35-7 |
| 9/15 | NORTH CAROLINA (ABC) | W, 39-34 |
| 9/22 | at FIU (ESPN3) | W, 28-21 |
| 9/29 | at Southern Miss. (CBS Sports) | W, 21-17 |
| 10/6 | OPEN | |
| 10/13 | at Pittsburgh* | W, 45-35 |
| 10/20 | USF* | 3:30 p.m. |
| 10/26 | CINCINNATI* (ESPN2) | 8 p.m. |
| 11/3 | TEMPLE* | TBA |
| 11/10 | at Syracuse* | TBA |
| 11/17 | OPEN | |
| 11/24 | CONNECTICUT* | TBA |
| 11/29 | at Rutgers* (ESPN) | 7:30 p.m. |

*BIG EAST Game

ON THE AIR

Television

- ABC Regional
- Tom Hart (pxp)
- John Congemi (analyst)



Radio (840am)

- Louisville Sports Radio Network
- Paul Rogers (pxp)
- Joe Tronzo (analyst)
- Doug Ormay



Satellite Radio

- Sirius Channel 123
- XM Channel 191



Gametracker

- www.UofLSports.com

2012 LOUISVILLE MEDIA RELATIONS CONTACTS

| | | | | |
|----------------|-----------------------------------|----------------------|--------------------------------------|-----------------------------|
| Rocco Gasparro | Assistant SID/FB Contact | Cell: 502-262-2258 | Email: rocco.gasparro@louisville.edu | Twitter: @RoccoGasparroULFB |
| Kenny Klein | Sr. Associate AD for Sports Info. | Office: 502-852-0112 | Email: kenny.klein@louisville.edu | Twitter: @KKCards |
| Ira Green | Assistant SID | Office: 502-852-4857 | Email: ira.green@louisville.edu | |
| Garett Wall | Assistant SID | Office: 502-852-3088 | Email: g0wall01@louisville.edu | |
| Lori Korte | Assistant SID | Office: 502-852-3086 | Email: ljort01@louisville.edu | |
| Nancy Worley | Assistant SID | Office: 502-852-0113 | Email: nasmit01@louisville.edu | |
| Kim Pemberton | Assistant SID | Office: 502-852-7711 | Email: kapemb01@louisville.edu | |

LOUISVILLE DEPTH CHART - USF

OFFENSE

| | | | | | |
|------|----|---------------------|------|-----|-------|
| QB | 5 | Teddy Bridgewater | 6-3 | 220 | So. |
| | 4 | Will Stein | 5-10 | 183 | Sr. |
| | 19 | Jerry Arlinghaus | 6-4 | 197 | r-Fr. |
| RB | 28 | Jeremy Wright (or) | 5-11 | 205 | Jr. |
| | 32 | Senorise Perry (or) | 6-0 | 198 | Jr. |
| | 20 | Corvin Lamb | 5-9 | 216 | r-Fr. |
| WR X | 9 | DeVante Parker | 6-3 | 204 | So. |
| | 14 | Andrell Smith | 6-3 | 219 | Sr. |
| WR H | 89 | Scott Radcliff | 5-10 | 185 | Sr. |
| | 82 | Eli Rogers | 5-10 | 185 | So. |
| | 87 | Kai Dominguez | 6-0 | 189 | So. |
| WR Z | 3 | Charles Gaines | 5-11 | 187 | r-Fr. |
| | 7 | Damian Copeland | 6-1 | 188 | Jr. |
| | 88 | Jarrett Davis | 5-9 | 174 | Jr. |
| TE | 85 | Nate Nord | 6-5 | 250 | Sr. |
| | 83 | Ryan Hubbell | 6-5 | 225 | So. |
| | 81 | Chris White | 6-4 | 243 | Jr. |
| LT | 66 | Alex Kupper | 6-3 | 296 | Sr. |
| | 77 | Abraham Garcia | 6-5 | 345 | Fr. |
| LG | 68 | Kamran Joyer | 6-3 | 282 | Jr. |
| | 70 | John Miller | 6-2 | 313 | So. |
| | 76 | Chase Petersen | 6-4 | 295 | r-Fr. |
| C | 55 | Mario Benavides | 6-4 | 287 | Sr. |
| | 68 | Kamran Joyer | 6-3 | 282 | Jr. |
| | 54 | Mike Romano | 6-4 | 295 | r-Fr. |
| RG | 53 | Jake Smith | 6-3 | 314 | So. |
| | 63 | Josh Stearns | 6-1 | 251 | r-Fr. |
| RT | 79 | Jamon Brown | 6-6 | 340 | So. |
| | 74 | Ryan Mack | 6-5 | 308 | r-Fr. |
| | 60 | Joe Manley | 6-6 | 335 | Fr. |

DEFENSE

| | | | | | |
|-----|----|------------------|------|-----|-------|
| FDE | 91 | Marcus Smith | 6-3 | 256 | Jr. |
| | 48 | Deiontrez Mount | 6-5 | 243 | So. |
| | 44 | B.J. Butler | 6-2 | 275 | Jr. |
| DT | 98 | Sheldon Rankins | 6-2 | 280 | Fr. |
| | 93 | Roy Philon | 6-3 | 290 | Jr. |
| | 44 | B.J. Butler | 6-2 | 275 | Jr. |
| NT | 92 | Brandon Dunn | 6-3 | 285 | Jr. |
| | 97 | DeAngelo Brown | 6-0 | 310 | Fr. |
| | 99 | Jamaine Brooks | 6-4 | 330 | So. |
| DE | 94 | Lorenzo Mauldin | 6-4 | 240 | So. |
| | 11 | B.J. Dubose | 6-5 | 273 | So. |
| SLB | 34 | George Durant | 6-0 | 234 | Jr. |
| | 31 | Champ Lee | 6-0 | 217 | Jr. |
| | 42 | Jalen Harrington | 6-2 | 231 | r-Fr. |
| MLB | 2 | Preston Brown | 6-0 | 257 | Jr. |
| | 1 | Keith Brown | 6-1 | 229 | Fr. |
| | 52 | Nick Dawson | 6-3 | 228 | Fr. |
| WLB | 1 | Keith Brown | 6-1 | 229 | Fr. |
| | 13 | James Burgess | 6-0 | 210 | Fr. |
| | 43 | Deon Rogers | 6-2 | 192 | Jr. |
| CB | 21 | Adrian Bushell | 5-11 | 184 | Sr. |
| | 12 | Stephan Robinson | 5-10 | 174 | So. |
| SS | 29 | Hakeem Smith | 6-1 | 180 | Jr. |
| | 27 | Jermaine Reve | 6-0 | 182 | r-Fr. |
| FS | 25 | Calvin Pryor | 6-2 | 210 | So. |
| | 8 | Gerod Holliman | 6-0 | 190 | Fr. |
| CB | 19 | Terell Floyd | 5-10 | 201 | So. |
| | 15 | Andrew Johnson | 5-9 | 187 | So. |
| | 18 | Titus Teague | 5-11 | 174 | Jr. |

SPECIAL TEAMS

| | | | | | |
|----|----|-------------------|------|-----|-------|
| P | 8 | Ryan Johnson | 5-11 | 197 | So. |
| | 40 | Josh Appleby | 6-3 | 230 | Fr. |
| PK | 45 | John Wallace (or) | 6-0 | 188 | r-Fr. |
| | 41 | Matthew Nakatani | 5-8 | 175 | So. |
| LS | 33 | Grant Donovan | 6-1 | 227 | So. |
| | 76 | Chase Petersen | 6-4 | 295 | r-Fr. |
| | 89 | Scott Radcliff | 5-10 | 185 | Sr. |
| H | 4 | Will Stein | 5-10 | 183 | Sr. |
| | 8 | Ryan Johnson | 5-11 | 197 | So. |
| PR | 87 | Kai Dominguez | 6-0 | 189 | So. |
| | 3 | Charles Gaines | 5-11 | 187 | r-Fr. |
| | 9 | DeVante Parker | 6-3 | 204 | So. |
| KR | 32 | Senorise Perry | 6-0 | 198 | Jr. |
| | 21 | Adrian Bushell | 5-11 | 184 | Sr. |
| | 28 | Jeremy Wright | 5-11 | 205 | Jr. |
| | 3 | Charles Gaines | 5-11 | 187 | r-Fr. |

CAREER STARTS

| PLAYER | GS (CONSEC.) |
|--------------------------|--------------|
| Mario Benavides, C | 40 (16) |
| Teddy Bridgewater, QB | 16 (16) |
| Jamaine Brooks, DT | 3 (0) |
| Daniel Brown, LB | 23 (0) |
| Dominique Brown, RB | 3 (0) |
| Jamon Brown, OG | 9 (7) |
| Preston Brown, LB | 18 (12) |
| James Burgess, LB | 1 (0) |
| Adrian Bushell, CB | 14 (9) |
| B.J. Butler, DE | 11 (0) |
| Damian Copeland, WR | 6 (6) |
| Brandon Dunn, DT | 17 (6) |
| B.J. Dubose, DE | 7 (0) |
| George Durant, LB | 3 (2) |
| Terell Floyd, CB | 9 (6) |
| Michaelee Harris, WR | 12 (0) |
| Nick Heuser, FB | 2 (0) |
| Ryan Hubbell, TE | 2 (1) |
| Andrew Johnson, CB | 12 (0) |
| Kamran Joyer, G | 2 (1) |
| Alex Kupper, C/OT | 20 (19) |
| Lorenzo Mauldin, TE/DE | 3 (2) |
| Jarel McGriff-Culver, FB | 2 (0) |
| John Miller, OL | 14 (10) |
| Deiontrez Mount, LB | 5 (0) |
| Nate Nord, TE | 9 (3) |
| DeVante Parker | 5 (0) |
| Roy Philon, DT | 11 (1) |
| Calvin Pryor, S | 13 (13) |
| Scott Radcliff, WR | 3 (0) |
| Sheldon Rankins, DT | 1 (0) |
| Jermaine Reve, S | 1 (0) |
| Stephan Robinson, CB | 1 (0) |
| Eli Rogers, WR | 4 (0) |
| Andrell Smith, WR | 23 (4) |
| Hakeem Smith, S | 31 (31) |
| Jake Smith, OG | 19 (19) |
| Marcus Smith, DE | 12 (7) |
| Will Stein, QB | 5 (0) |
| Chris White, TE | 3 (0) |
| Jeremy Wright, RB | 7 (6) |

U of L Sports Information Staff

Rocco Gasparro Assistant SID/FB Contact
E-mail rocco.gasparro@louisville.edu

Kenny Klein Sr. Associate AD for Sports Info.
E-mail kenny.klein@louisville.edu

Ira Green Assistant SID
E-mail ira.green@louisville.edu

Lori Korte Assistant SID
E-Mail lj kort01@louisville.edu

Sean Moth Assistant SID/PA Announcer
E-Mail sean.moth@louisville.edu

Kim Pemberton Assistant SID
E-Mail kapemb01@louisville.edu

Garett Wall Assistant SID
E-Mail g0wall01@louisville.edu

Nancy Worley Associate SID
E-Mail nasmit01@louisville.edu

Office Phone 502-852-6581
Office Fax 502-852-7401

Louisville Sports Information Address

Louisville Sports Information
2100 S. Floyd. St.
Louisville, Ky. 40292

Follow the Cardinals On...

Facebook

www.facebook.com/UofLFootball

Twitter

Football: www.twitter.com/UofLFootball
Rocco Gasparro: www.twitter.com/Rocco_Gasparro
Athletics: www.twitter.com/UofLSports
Charlie Strong: www.twitter.com/charliestrong10

BIG EAST Conference Call

Every Monday throughout the season each BIG EAST coach will be available via conference call from 11:00 a.m. to 12:10 p.m. ET. Each coach will be available for 10 minutes. Media representatives wishing to participate in the teleconference should contact the BIG EAST office (401-453-0660) or consult the weekly press release for the phone number. The teleconference can also be heard live and on replay via the Internet. Check out the BIG EAST site at www.bigeast.org/airwaves for the link. The schedule of coaches is as follows:

11:10 p.m.Kyle Flood, Rutgers
11:20 a.m.Charlie Strong, Louisville
11:20 a.m.Paul Chryst, Pittsburgh
11:40 a.m.Paul Pasqualoni, Connecticut
11:50 a.m.Doug Marrone, Syracuse
NoonSkip Holtz, South Florida
12:10 p.m.Butch Jones, Cincinnati
12:20 p.m.Steve Addazio, Temple

UofLSports.com

Louisville's official athletics web site, www.UofLSports.com, is the best source for information on the 2012 Louisville football team. The site includes bios, notes, updated statistics and features. Live stats via Gametracker and game audio will also be available for all 12 games.

Multimedia features include videos of press conferences and exclusive interviews through Louisville All-Access.

| Monday | Tuesday | Wednesday | Thursday | Friday |
|--|--------------------------------------|--------------------------------------|--|--------|
| Charlie Strong on BIG EAST Teleconference (11:20 am) Charlie Strong Press Conference (Noon) | Players Available Following Practice | Players Available Following Practice | Charlie Strong Radio Show (7 pm) Tumbleweed | |

WEEKLY PRESS CONFERENCE

Head coach Charlie Strong hosts a weekly press conference with selected players each Monday in the recruiting lounge of the Howard Schnellenberger Football Complex at Noon. Lunch will be served at 11:45 a.m. If media has a specific player request for the press conference, please let Rocco Gasparro know at 502-852-0102 or by email at rocco.gasparro@louisville.edu before Monday. If a player has a class conflict, another time can be arranged.

OTHER AVAILABILITY

Charlie Strong: In addition to Louisville's media press conference, Strong will be available following practice on Tuesday and Wednesday. He also will be accessible on Monday's BIG EAST Teleconference at 11:20 a.m.

Players: All player interviews must be arranged through the University of Louisville Sports Information Office and football contact Rocco Gasparro. During the season, U of L players are available on Tuesdays (offense) and Wednesdays (defense) following practice. No player interviews will be arranged after Wednesday on the week of the game. Media must submit interview requests for the week by Sunday at 8 p.m.

PRACTICE

All practices will be closed to the media and fans. Please contact Rocco Gasparro for permission to come after practice to interview any of the players, head coach Charlie Strong or any of the assistant coaches.

WORKING CREDENTIALS

To obtain credentials for a University of Louisville home contest, contact the Sports Information Department well in advance of the game. Due to space constraints, credentials will be limited to working media only. If media credentials are not picked up in advance, they will be available for pickup at the West Ticket Booth located outside Gate 7 of Papa John's Cardinal Stadium. Media should enter through Gate 8 to gain access to elevators for the press box. No credentials will be mailed. Please direct all requests to: Kenny Klein, Sports Information Director, University of Louisville, Louisville, Ky. 40292. Media members wishing to cover U of L on the road are encouraged to contact Klein at least two weeks prior to the contest to secure credentials.

COLLEGEPRESSBOX.COM

Collegepressbox.com is the official website for BIG EAST football. Access and download weekly game notes, quotes, statistics, media guides for the conference and each of its eight members throughout the season. Login information will be distributed to accredited media or you can apply for a password by sending an e-mail to password@collegepressbox.com.

CHARLIE STRONG RADIO SHOW

Affiliates on the Louisville Radio Network carry the Charlie Strong Show each Thursday night at 7:00 p.m. The show originates from the Tumbleweed Restaurant on the River and is open to the public with a reservation.

CHARLIE STRONG TELEVISION SHOW

The weekly Charlie Strong Television Show called "Strong Side" can be seen each Sunday at 12:30 p.m. on WHAS-11 TV. The half-hour program, produced by Debbie Harbsmeier and hosted by Paul Rogers, features head coach Charlie Strong, player and coach features, highlights of previous games and previews of upcoming opponents.



CHARLIE STRONG / HEAD COACH

University of Louisville head coach Charlie Strong has brought energy and enthusiasm back to the Cardinals' football program with his ability to motivate, teach, and recruit at the highest level.

In two seasons at Louisville, Strong has guided the Cardinals to consecutive bowl appearances, and the school's first BIG EAST title since 2006. He is only the third coach in U of L history to guide his first two teams to bowl games and 14 wins after inheriting a team that won just 15 games in the three seasons before Strong was hired.

Louisville improved from 4-8 in 2009 to identical 7-6 records in 2010 and 2011, including bowl game appearances in the Beef 'O'Brady's Bowl in 2010 and the Belk Bowl last season.

Sitting at 2-4 after a loss to Cincinnati on Oct. 15, in which Louisville had a 16-7 lead at the half, the Cardinals rattled off wins in five of their last six games, including a win over nationally ranked West Virginia. Louisville also won its last two games of the year on the road to win a share of the BIG EAST title and qualify for the Belk Bowl.

Strong guided true freshman quarterback Teddy Bridgewater to win BIG EAST Rookie of the Year and a number freshman All-American accolades, while freshman guard Jake Smith became the first Cardinal player to be named a FWAAs Freshman All-American.

Taking over a program that went 15-21 in the three seasons prior to him taking over, Strong's first season was just as impressive, guiding the Cardinals to a 7-6 record and being named the BIG EAST Coach of the Year.

After combining to win just two BIG EAST games in 2008 and 2009, Strong guided the Cardinals to a 3-4 record, including its first BIG EAST shutout — a 26-0 win over BIG EAST champion Connecticut.

Louisville also snapped its 10-game road league losing streak with a 28-20 win at Syracuse and a 40-13 victory over Rutgers to achieve bowl eligibility.

Louisville defeated Southern Mississippi 31-28 in the 2010 Beef 'O'Brady's Bowl in St. Petersburg, Fla. The former long-time assistant coach with the Florida Gators became the 21st head coach at Louisville when he was officially introduced as the Cardinals' head coach on December 9, 2010.

No stranger to success, Strong has coached in 20 bowl games as an assistant and has won a pair of national titles at Florida. He helped the Gators to national titles in 2009 with a win over Oklahoma and in 2007 with a dominating win over Ohio State.

Prior to taking over at Louisville, Strong was considered one of the top defensive coordinators in the nation after coaching the Gators from 2003-2009 and building some of the nation's top defenses. He had four different tenures with the Gators from 2003-09; 1991-94 and 1988-89, and as a graduate assistant in 1983-84.

During his tenure at Florida, he has coached 13 All-Americans, a National Defensive Player of the Year, a Jack Tatum Award winner, two SEC Defensive Freshmen of the Year, two Thorpe Award finalists, two Nagurski Trophy finalists and the 2008 Chevrolet Defensive Player of the Year. He has developed seven first-round NFL Draft picks and 18 players that were selected in the third round or higher.

His most impressive output of the season came in the 2009 FedEx BCS National Championship Game versus Oklahoma, which entered the contest with a nation's best 54.0 scoring average.

A tenacious recruiter, Strong was named one of the nation's top-25 best recruiters by Rivals.com for his part in inking the 2007 signing class that was ranked No. 1 by most outlets.

From 1999-2002, Strong served as defensive coordinator at South Carolina, earning finalist honors for the Broyles Award in 2000. He guided the Gamecocks to a top-20 national ranking in total defense twice.

A four-year letterwinner at Central Arkansas, Strong was a three-time All-Conference selection in football and a two-time honoree in track. He is married to the former Victoria Lovallo, and the couple has two daughters, Hailee and Hope. Strong has one son, Tory.

COACHING CAREER

| Year | School | Position |
|---------|-------------------|---------------------------------|
| 2010- | Louisville | Head Coach |
| 2008-09 | Florida | Assoc. HC/Def. Coordinator/LB |
| 2005-07 | Florida | Asst. HC/Co. Def. Coordinator |
| 2004 | Florida | Interim HC/Def. Coordinator |
| 2003-04 | Florida | Def. Coordinator/Defensive Ends |
| 1999-02 | South Carolina | Defensive Coordinator |
| 1995-98 | Notre Dame | Defensive Line |
| 1994 | Florida | Asst. HC/Defensive Tackles |
| 1991-93 | Florida | Defensive Ends |
| 1990 | Mississippi | Wide Receivers |
| 1988-89 | Florida | Outside Linebackers |
| 1986-87 | Southern Illinois | Wide Receivers |
| 1985 | Texas A&M | Graduate Assistant |
| 1983-84 | Florida | Graduate Assistant |

Louisville Under Strong

| | 2012 | Strong |
|-----------|------|--------|
| August | 0-0 | 0-0 |
| September | 5-0 | 8-3 |
| October | 1-0 | 6-5 |
| November | 0-0 | 5-3 |
| December | 0-0 | 1-1 |

Louisville's Conference Record...

| | | |
|-------------|-----|-----|
| at home | 0-0 | 3-4 |
| on the road | 1-0 | 6-2 |
| neutral | 0-0 | 0-0 |

Louisville's Non-Conference Record...

| | | |
|-------------|-----|-----|
| at home | 3-0 | 6-3 |
| on the road | 2-0 | 4-2 |
| neutral | 0-0 | 1-1 |

Louisville vs. Ranked Opponents...

| | | |
|-------------|-----|-----|
| at home | 0-0 | 0-1 |
| on the road | 0-0 | 1-1 |
| neutral | 0-0 | 0-0 |

Louisville's Record in Games...

| | | |
|-----------------------------|-----|-----|
| decided by 7 points or less | 3-0 | 7-9 |
| decided by 3 points or less | 0-0 | 2-1 |
| Away during the day | 1-0 | 6-4 |
| Away at night | 2-0 | 3-0 |
| Home during the day | 3-0 | 7-5 |
| Home at night | 0-0 | 2-2 |

Louisville's Record When Scoring...

| | | |
|---------------------|-----|------|
| less than 20 points | 0-0 | 1-8 |
| 20+ points | 6-0 | 19-4 |
| 25+ points | 5-0 | 15-2 |

Louisville's Record When Allowing...

| | | |
|-------------------|-----|------|
| 20 or less points | 3-0 | 12-3 |
| 20+ points | 2-0 | 6-7 |
| 25+ points | 2-0 | 4-4 |

Louisville's Record When...

| | | |
|----------------------------------|-----|------|
| Leading after the first quarter | 3-0 | 13-2 |
| Trailing after the first quarter | 1-0 | 3-6 |
| Leading at halftime | 3-0 | 12-4 |
| Trailing at halftime | 2-0 | 4-7 |
| Leading after the third quarter | 5-0 | 17-4 |
| Trailing after the third quarter | 1-0 | 2-9 |
| Tied after the fourth | 0-0 | 0-1 |

Louisville's Record With...

| | | |
|--------------------------|-----|------|
| less than 300 yards | 1-0 | 2-6 |
| 400+ yards total offense | 4-0 | 8-3 |
| 500+ yards total offense | 0-0 | 1-1 |
| 600+ yards total offense | 0-0 | 0-0 |
| less than 100 yards rush | 0-0 | 0-4 |
| 100+ yards rush | 6-0 | 20-7 |
| 150+ yards rush | 4-0 | 13-4 |
| 200+ yards rush | 1-0 | 4-1 |
| 250+ yards rush | 0-0 | 2-0 |
| less than 200 yards pass | 2-0 | 9-7 |
| 300+ yards passing | 2-0 | 3-1 |
| 350+ yards passing | 0-0 | 0-1 |
| 400+ yards passing | 0-0 | 0-0 |
| 450+ yards passing | 0-0 | 0-0 |

Louisville's Record When Allowing...

| | | |
|---------------------------|-----|-------|
| less than 200 total yards | 0-0 | 1-0 |
| less than 300 total yards | 2-0 | 10-5 |
| less than 400 total yards | 5-0 | 17-10 |
| 400+ yards total offense | 1-0 | 3-2 |
| less than 100 yards rush | 4-0 | 11-3 |
| 100+ yards rush | 2-0 | 9-9 |
| less than 200 yards pass | 3-0 | 10-7 |
| less than 250 yards pass | 3-0 | 14-10 |
| less than 300 yards pass | 4-0 | 18-12 |
| 300+ yards pass | 1-0 | 2-0 |

STRONG LOOKS FOR THIRD-STRAIGHT WINNING CAMPAIGN

Entering its 94th season of football, the University of Louisville has had only three coaches start their coaching careers at Louisville with three straight winning seasons. Bobby Petrino (2003-06) and John L. Smith (1998-2002) were the last two head coaches to post three straight winning seasons in their first three years on the job. Lee Corso (1969-72) was the other coach to post three consecutive winning seasons to start his career. Corso, Smith and head coach Charlie Strong also won league titles during their first three seasons. Strong looks to become the fourth to accomplish this feat after guiding his team to back-to-back 7-6 campaigns.

2012 COACHING STAFF

| |
|--|
| Charlie Strong , Head Coach |
| Vance Bedford , Defensive Coordinator |
| Shawn Watson , Offensive Coordinator/QB |
| Tommy Restivo , Secondary |
| Sherrone Moore , Tight Ends |
| Clint Hurt , Defensive Line |
| Kenny Carter , RB/Special Teams Coord. |
| Ron Dugans , Wide Receivers |
| Dave Borbely , Offensive Line |
| Brian Jean-Mary , Linebackers |

Strong Adds Two to Staff

Head coach Charlie Strong added two new members to his staff in 2012. Well, he sort of did. Strong hired Sherrone Moore, a graduate assistant on offense, to coach the tight ends this season, and former Florida graduate assistant and two-year Louisville graduate assistant, Tommy Restivo, to take over the secondary. Larry Slade, who coached the secondary last year, was hired as Director of Community Relations and Career preparedness.

NOTING THE SOUTH FLORIDA BULLS



South Florida Stat Leaders

| | | | | | | |
|------------------|----------|---------------|-------------|-------------|------------|---------------|
| Rushing | G | Att. | Yds. | Avg. | TD | Avg./G |
| Murray | 6 | 82 | 327 | 4.0 | 4 | 54.5 |
| Passing | G | C-Att. | Pct. | Yds | TD | Int |
| Daniels | 6 | 108-193 | 56.0 | 1,504 | 10 | 8 |
| Receiving | G | Rec. | Yds. | Avg. | TD | Avg./G |
| Davis | 6 | 26 | 333 | 12.8 | 3 | 55.5 |
| Defensive | G | S | A | TT | TFL | INT |
| Lattimore | 6 | 30 | 17 | 47 | 5.5-35 | 0-0 |

LOUISVILLE-SOUTH FLORIDA • LAST MEETING

Nov. 25, 2011 • Louisville 34, USF 24

Louisville got three touchdown passes from freshman quarterback Teddy Bridgewater to defeat South Florida 34-24 and clinch a share of the Big East championship. Louisville, which rallied from a two-touchdown deficit in the first half, took the lead for good on Bridgewater's 10-yard pass to DeVante Parker with 9:38 remaining. The Cardinals added to their lead on Dominique Brown's 9-yard touchdown run with 4:12 remaining. Bridgewater finished 19 of 28 for 241 yards.

Nov. 13, 2010 • USF 24, Louisville 21 (OT)

South Florida is making a habit of winning by a hair. The Bulls rallied in a nail-biter against Louisville, erasing a two-score deficit as they notched a 24-21 win in overtime. Sophomore kicker Maikon Bonani, who missed what would have been the game-winning field goal in regulation, hit a 37-yard field goal to give South Florida bowl eligibility for the sixth straight season. The Bulls struggled early, falling behind 14-3 in the first half. With the game tied at 21 with two seconds left, the Bulls had a chance at victory on a 52-yard Bonani field goal. Louisville head coach Charlie Strong twice called time out to ice Bonani, the second time just as he booted one that would have been successful, but was immediately waved off by the officials. Bonani's next attempt was wide to the left. In the first overtime series, Louisville made it as far as the 4-yard line. With a fourth-and-inches situation, the Cardinals opted to try for the first down instead of a field goal but failed to convert on a quarterback sneak.

Nov. 21, 2009 • USF 34, Louisville 22

B.J. Daniels rebounded from the worst game of his young career to throw for 304 yards and run for 141 more in South Florida's 34-22 victory over struggling Louisville. Daniels, shut down in a 31-0 loss to Rutgers last week, threw for one touchdown and ran for two others while leading four scoring drives of at least 75 yards. With a combined 445 yards, the red-shirt freshman finished 12 shy of the school record set by Big East career total offense leader Matt Grothe in 2007. USF was limited to 159 yards against Rutgers, with Daniels going 7 of 17 for 129 yards and two interceptions passing and rushing for just 11 yards on 15 attempts. He was 20 of 34 passing Saturday and compiled his fourth 100-yard game rushing on 22 carries. Daniels threw a 16-yard TD pass to Dontavia Bogan on USF's first drive of the game and later scored on runs of 1 and 20 yards. Mo Plancher had a 2-yard scoring run and Eric Schwartz kicked field goals of 22 and 44 yards.

Oct. 25, 2008 • Louisville 24, #14 USF 20

Hunter Cantwell threw a 24-yard touchdown pass to Scott Long, their second scoring connection of the game, with 7:07 left in the fourth quarter and Louisville upset penalty-plagued South Florida 24-20. The 14th-ranked Bulls committed 14 penalties for 109 yards, including a defensive holding on a missed field goal by Louisville that would have given USF the ball back late in the fourth quarter. South Florida's Matt Grothe threw for 344 yards and two touchdowns, but he also was picked off twice. His fourth-quarter interception gave the Cardinals the ball at USF 27 and allowed the Cardinals to run out the clock.

SERIES HISTORY

| Year | Location | Score |
|------|------------|----------------|
| 2011 | Tampa | W, 34-24 |
| 2010 | Louisville | L, 24-21 (ot) |
| 2009 | Tampa | L, 22-34 |
| 2008 | Louisville | W, 24-20 |
| 2007 | Tampa | L, 17-55 |
| 2006 | Louisville | W, 31-8 |
| 2005 | Tampa | L, 14-45 |
| 2004 | Louisville | W, 41-9 |
| 2003 | Tampa | L, 28-31 (2ot) |

All-Time: USF leads 5-4
at Louisville: UL leads 3-1
at Tampa: USF leads 4-1
Biggest Win: 41-9, 2004
Longest Win Streak: USF 2
Current Streak: UL 1

NOTING USF

| Category | Louisville | USF |
|------------------------|------------|--------|
| Record | 6-0 | 2-4 |
| Conference | 1-0 | 0-2 |
| Scoring Offense | 33.3 | 25.2 |
| Scoring Defense | 21.3 | 27.5 |
| Rushing Yards Per Game | 167.0 | 147.5 |
| Average Per Rush | 4.2 | 4.1 |
| Rushing Touchdowns | 17 | 10 |
| Passing Per Game | 242.2 | 253.8 |
| Passing Touchdowns | 9 | 10 |
| Passing Efficiency | 156.0 | 127.97 |
| Total Offense | 409.2 | 401.3 |
| Kick Return Average | 17.9 | 14.5 |
| Punt Return Average | 6.4 | 9.0 |
| Fumbles Lost | 3 | 6 |
| Interceptions Thrown | 3 | 8 |
| Turnover Margin | +2 | -10 |
| Penalties | 38-320 | 43-395 |
| Time of Possession | 33:35 | 26:04 |
| Third-Down Conversions | 45/80 | 40/86 |
| Field Goals | 7-7 | 5-7 |
| Net Punting | 31.3 | 37.4 |
| First Downs | 135 | 125 |
| First Downs Rushing | 57 | 56 |
| First Downs Passing | 69 | 59 |
| Red Zone Offense | 26-27 | 15-16 |
| Red Zone Defense | 15-19 | 19-23 |

LOUISVILLE-USF CONNECTIONS

- Louisville head coach **Charlie Strong** coached with USF head coach Skip Holtz, offensive coordinator and quarterbacks coach Todd Fitch and defensive coordinator Chris Cosh at South Carolina from 1999-02.
- Louisville defensive coordinator **Vance Bedford** coached at Colorado State with Holtz in 1989. Bedford and Fitch were both on the 1992 Colorado State staff.
- Louisville defensive line coach/recruiting coordinator **Clint Hurrst** and USF special teams coordinator/defensive ends coach Vernon Hargreaves were on the Miami (Fla.) staff from 2001-04. Hargreaves was the linebackers coach with the Hurricanes during Hurrst's playing days at Miami.
- Louisville linebackers coach **Brian Jean-Mary** coached with Holtz, Cosh and Fitch at South Carolina from 2001-02.
- Louisville quarterback **Teddy Bridgewater**, wide receiver **Michaelee Harris**, running back **Corvin Lamb** and wide receiver **Eli Rogers** attended Miami Northwestern High School as did USF defensive tackle Todd Chandler.
- Louisville linebacker **George Durant** attended Boca Ciega High School with USF defensive end Julius Forte.
- The Cardinals' **B.J. Butler** attended Osceola High School as did the Bulls' offensive lineman James Walker-Brown.
- Louisville defensive tackle **Jamaine Brooks** and wide receivers **Damian Copeland** and **Andre Smith** attended Palmetto High School as did USF quarterback Trenton Miller.
- Louisville defensive end **Deiontrez Mount** and USF offensive lineman Kyle Van Atta attended Fort Walton Beach High School.
- Defensive end **B.J. Dubose** and USF offensive lineman Kameron Davis attended Northeast High School.

TEAM NOTES...

Louisville 45, Pittsburgh 35

- Louisville improved to 6-0 and 1-0 in the BIG EAST with its second-straight come-from-behind win in a 45-35 victory at Pittsburgh. The Cardinals are 6-0 for the just the fifth time in school history and the first time since 2006 when Louisville started at 8-0.
- The Cardinals snapped a five-game losing streak in BIG EAST openers and improved their record to 2-6 overall.
- The Cardinals evened the series record with Pittsburgh to 8-8 and snapped a four-game losing streak to the Panthers.

Small Senior Class

- Head coach Charlie Strong speaks all the time about the importance of having a strong senior class. This year, his resolve will be tested because Strong has one of the smallest senior classes in the country with just 10 on scholarship. Texas-San Antonio has the smallest senior class in the country with seven seniors, while there are six schools with eight.

Big Crowd

- The Cardinals drew a crowd stadium record 55,386 on Sept. 2 against Kentucky, which bested the previous PUCS mark of 55,327 against Kentucky — the first game of the Charlie Strong era, which was a 23-16 loss to the Wildcats. The Cardinals announced on Thursday before the opener that they sold a school record 43,432 season tickets.

Cardinals 6-0 for the Fifth Time

- The Cardinals raised their record to 6-0 for the first time since 2006 and the fourth time in school history. The Cardinals started the 2006 season with eight-straight wins before falling to Rutgers and ending the year at 12-1.
 - The Cardinals had four previous seasons where they started the year at 6-0 and went on to enjoy remarkable seasons. Prior to the 2006 season, the last time the Cardinals started the year at 5-0 was in 1972, and Louisville ended the year at 9-1 and won the Missouri Valley Conference under Lee Corso. Below is a list of the 6-0 starts in school history and how the Cardinals finished the year
- | | | |
|------|-----------|------------|
| 1925 | 6-0 | 8-0 |
| 1957 | 6-0 | 9-1 |
| 1972 | 6-0 | 9-1 |
| 2006 | 6-0 | 12-1 |
| 2012 | 6-0 | — |

Back in the National Rankings

- Louisville made its debut in the national rankings this season in late August when the Associated Press placed the Cardinals at No. 25. It marked the first time the Cardinals reached the rankings since the 2007 season when Louisville was ranked 18th before a loss to Syracuse dropped the out of the polls.
- The Cardinals were ranked No. 23 in the AP Top 25 and No. 24 in the USA Today/Coaches Top 25 on Sept. 3. It marked the first time since Sept. 16, 2007 that Louisville has held a spot in both national top 25 polls (No. 18 in AP and 19th in USA Today Coaches Poll).
- This week, the Cardinals are No. 14 in the USA Today/Coaches Top 25 and No. 16 in the AP rankings. This is the highest ranking since the Cardinals were ranked ninth in both polls in 2007.

Against the BIG EAST

Louisville is 50-61-1 all-time against current members

of the BIG EAST. Louisville's 21 victories over Cincinnati are the most vs. any BIG EAST opponent for the Cardinals.

Louisville Against the BIG EAST

| | |
|-------------|---------------|
| Cincinnati | 21-30-1 |
| Connecticut | 5-3 |
| Pittsburgh | 8-8 |
| Rutgers | 4-7 |
| Syracuse | 6-5 |
| Temple | 2-3 |
| USF | 4-5 |

Scoring Streak Continues

- With its first touchdown of the game at the 4:12 mark of the opening quarter against Pittsburgh, Louisville raised its current total of games in which it scored to 153. The 153 straight games mark the longest streak in program history.
- The last time the Cardinals were shut out came on Sept. 23, 2000, when Louisville dropped a 31-0 decision to Florida State in Tallahassee, Fla.

Cardinals Open With Three Road Wins

- The Cardinals won their third-straight road game to open the season with an impressive 45-35 win over Pittsburgh at Heinz Field.
- Dating back to last season, the Cardinals have won six consecutive road games during the regular season — four of which are BIG EAST contests. The Cardinals last road loss was a 25-16 decision to Cincinnati at Paul Brown Stadium. Louisville's 45 points on the road was the most for the Cardinals since scoring 48 at Pittsburgh in 2006.
- On the flip side, the Cardinals are 3-0 at home and have put up big offensive numbers, averaging 467.7 yards of total offense, including 290.0 yards through the air. Bridgewater has been amazing at home, completing 81.7 percent of his throws and has tossed five touchdown passes.

Youth Movement

- More than half of the Louisville Cardinals' 2012 roster are freshmen and sophomores. All-told, Louisville's roster includes 41 freshmen — 25 true freshmen and 16 redshirt freshmen — and 31 sophomores. The Cardinals also have 28 players in the junior class and just 12 seniors.

30 is Enough

- Dating back to 1980, the Cardinals hold a 132-14 record when scoring 30 or more points in a game.
- During the 1990s, the Cardinals were 36-5 when scoring 30 or more points in a contest and were 27-2 in the '80s when reaching that mark. Louisville is 71-8 since 2000 when scoring 30 points or more in a contest. The Cardinals are 10-0 under head coach Charlie Strong when scoring 30 or more points in a game over the last three seasons.

At Papa John's Cardinal Stadium

- The Cardinals have played in Papa John's Cardinal Stadium since the 1998 season, and it has been a great home-field advantage through the years.
- Louisville is a perfect 3-0 at home this year after a Sept. 15 win over North Carolina. Since 1998, the Cardinals have won 73.9 percent of their home games, going 68-24 over that span.

Cardinals Become Bowl Eligible

- At 6-0, Louisville is bowl eligible for the third consecutive season under head coach Charlie Strong. The Cardinals have advanced to bowl games the last

National Rankings

| Category | UL | USF |
|-------------------|------|-------|
| Rushing Offense | 60 | 80 |
| Passing Offense | 54 | 44 |
| Total Offense | 62 | 67 |
| Scoring Offense | 38 | 80 |
| Rushing Defense | 26 | 75 |
| Pass Eff. Defense | 87 | 86 |
| Total Defense | 24 | 60 |
| Scoring Defense | 34 | 71 |
| Net Punting | 117 | 59 |
| Punt Returns | 84 | 57 |
| Kickoff Returns | 106 | 119 |
| Turnover Margin | 39 | T-115 |
| Pass Defense | T-48 | T-48 |
| Pass Eff. | 20 | 78 |
| Sacks | T-78 | 56 |
| Tackles for Loss | 110 | 59 |
| Sacks Allowed | 77 | 24 |

Individual Rankings

| Category | Player | Rnk |
|---------------|-------------|------|
| Rushing | Perry | 43 |
| Rushing | Wright | T-69 |
| Pass Eff. | Bridgewater | 13 |
| Total Offense | Bridgewater | 53 |
| Punt Returns | Dominguez | 49 |
| Field Goals | Wallace | T-58 |
| Scoring | Perry | T-31 |
| All-Purpose | Perry | 62 |

two seasons, losing last season to NC State in the Belk Bowl and defeating Southern Mississippi in the Beef O'Brady's Bowl in 2010.

- The Cardinals have advanced to bowl games the last two seasons and are 7-8-1 all-time in bowl games.

Louisville Under Strong in October

- Louisville has been very successful in October under head coach **Charlie Strong**. Now in his third season at Louisville, the Cardinals sport a 6-5 record in October and have won their last three games in the 10th month.

On the Margin

- After its four-point win over Southern Mississippi, the Cardinals are 4-2 in games decided by five points or less since the start of the 2010 season. Conversely, Louisville is 13-3 in that span when the margin of victory is at least eight points.
- Louisville's 35-7 win over Missouri State this season was the program's largest margin of victory since a 56-0 victory against Memphis on Oct. 9, 2010.
- The Cardinals have scored 30 or more points in four of the six games this season, which is the first time since 2007 that Louisville scored 30 or more points in four of the first six games. Louisville went on to finish 6-6.

Must Be Pittsburgh

- The Cardinals scored 45 points in the win over Pittsburgh on Saturday, marking the first time since 2006 that the Cardinals scored that many points in a BIG EAST Conference game.
- The 45 points were the most by the Cardinals in a BIG EAST game since tallying 48 in a win over Pittsburgh in 2006, which was the last win over the Panthers.
- Since joining the league, Louisville is 8-1 in BIG EAST games when scoring 40 or more points.

| DATE | | OPPONENT | SITE | TV | TIME | SERIES/RESULT | NOTE |
|----------|---|-------------------|--------------------|------------|-----------|---------------|--|
| Sept. 2 |  | Kentucky | Louisville, Ky. | ESPN | 3:30 pm | W, 32-14 | Cardinals post two 100-yd rushers |
| Sept. 8 |  | Missouri St. | Louisville, Ky. | WHAS | 3:30 pm | W, 35-7 | Bridgewater throws for career-high 344 yds |
| Sept. 15 |  | North Carolina | Louisville, Ky. | ABC | 3:30 pm | W, 39-34 | Cardinals hang on after 36-7 halftime lead |
| Sept. 22 |  | at FIU | Miami, Fla. | ESPN3 | 7 p.m. | W, 28-21 | Bridgewater accounts for three scores in win |
| Sept. 29 |  | at S. Mississippi | Hattiesburg, Miss. | CBS Sports | 8 p.m. | W, 21-17 | Perry runs for a career-high 118 yards |
| Oct. 13 |  | at Pitt | Pittsburgh, Pa. | ESPNU | 11 a.m. | W, 45-35 | Seniorise Perry rushes for four TDs |
| Oct. 20 |  | USF | Louisville, Ky. | ABC | 3:30 p.m. | USF 5-4 | USF won in Louisville in 2010 for the first time |
| Oct. 26 |  | Cincinnati | Louisville, Ky. | ESPN2 | 8 p.m. | UC 30-21-1 | Cincinnati has won four straight in the series |
| Nov. 3 |  | Temple | Louisville, Ky. | | TBA | TU 3-2 | First time facing off as BIG EAST members |
| Nov. 10 |  | at Syracuse | Syracuse, Ny. | | TBA | UL 6-5 | Louisville has won the last three encounters |
| Nov. 24 |  | Connecticut | Louisville, Ky. | | TBA | UL 5-3 | Bushell opened the game with 100-yard KR |
| Nov. 29 |  | at Rutgers | Piscataway, N.J. | ESPN | 7:30 p.m. | RU 7-4 | Louisville has won two straight in the series |

TEAM NOTES

Starting Fast

■ The Cardinals are 6-0 for the first time since 2006 when Louisville opened the season at 8-0 before ending the year at 12-1. Louisville went on to win its first BIG EAST title and a berth in the school's first BCS game versus Wake Forest. Louisville's last 7-0 start came also in 2006. Prior to that, the Cardinals opened the 1972 season with six straight victories.

Score First

■ The Cardinals have scored first in five of the six games of the 2012 season and are 5-0 when getting on the board first. Pittsburgh took the opening drive last Saturday into the end zone. Dating back to the 2011 season, the Cardinals have scored first in nine of the last 13 games. Louisville has won its last nine games when getting on the scoreboard first. Under head coach Charlie Strong, the Cardinals are a remarkable 16-4 when scoring first.

■ The Cardinals gave up a season-high 10 first-quarter points in the 21-17 win over Southern Mississippi. Louisville is out-scoring the opposition 54-24 in the first stanza and 119-73 in the first half.

■ The second half is a different story, where Louisville holds a slim 81-55 scoring advantage, but the Cardinals are being out-scored 41-33 in the fourth quarter.

■ Louisville trailed 21-17 at the half versus Pittsburgh and came back to win for just the fourth time and the second-straight game in the Charlie Strong era. Louisville is 4-7 since 2010 when trailing at the break.

The Magic 20

■ With the 45-35 win over Pittsburgh on Oct. 13, the Cardinals ran their record to 19-4 under head coach **Charlie Strong** when scoring 20 or more points. The Cardinals have scored 20 or more points in nine consecutive games dating back to the 2011 season. On the flip side, the Cardinals are also 12-3 when limiting the opposition to less than 20 points under Strong.

Strong Plays True Freshmen

■ Head coach **Charlie Strong** has showed in his three seasons that he isn't afraid to play true freshmen. Strong played four true freshmen against Kentucky on Sept. 2 and two more on Sept. 8 versus Missouri State to raise the number to 27 true freshmen to take the field under Strong. Louisville played a total of 11 true

freshmen in 2011 and all of them started at least one game last season and 10 saw action in 2010.

2012 (6): Josh Appleby, DeAngelo Brown, Keith Brown, James Burgess, Sheldon Rankins, Gerod Holiman

2011 (11): Teddy Bridgewater, Jamon Brown, B.J. Dubose, Terrell Floyd, Andrew Johnson, Lorenzo Mauldin, Deiontrez Mount, John Miller, DeVante Parker, Calvin Pryor, Eli Rogers

2010 (10): Dominique Brown, Preston Brown, B.J. Butler, Tyon Dixon, Kai Dominguez, Brandon Dunn, Jarrett Davis, Seniorise Perry, Deon Rogers, Marcus Smith

First Action

■ Besides the four true freshmen who saw action in the win over Kentucky, the Cardinals had six other players see action for the first time at Louisville. Tight end **Ryan Hubbell** made the start on offense, while safety **Jermaine Reve** recorded three tackles in his first action. Linebacker **Jalen Harrington** appeared on special teams, while kicker **John Wallace** booted a 22-yard field goal and hit four extra points. Punter **Ryan Johnson** (punter) and **Ryan Mack** (offensive lineman) also saw playing time. Running back **Corvin Lamb** and **Matt Nakatani** saw their first game action against Missouri State.

Bridgewater Named MVP

■ Sophomore quarterback **Teddy Bridgewater** was named the Howard Schnellenberger most Valuable Player for his performance against Kentucky on Sept. 2. Bridgewater completed 19-of-21 passes for 232 yards in the 32-14 over the Wildcats. He becomes the second U of L player to earn this award, which is given to the top player in the U of L-UK game. Dexter Heyman won the award for the Cardinals last season in Louisville's 24-17 win at Commonwealth Stadium.

Roster Changes

■ Six returning veteran players changed their jersey numbers for the 2012 season. Sophomore defensive end **Bryant Dubose** will don No. 11, while junior defensive end **Marcus Smith** changed to No. 91 and sophomore cornerback **Stephan Robinson** is going

to wear No. 12. Because of **Zed Evans'** move back to the secondary, **Devontre Parnell** will wear No. 35. Red-shirt freshman **Corvin Lamb** will sport No. 20 and wide receiver **Demarcus Topp** sports No. 17. Punter **Ryan Johnson** changed to No. 8 last week versus Pittsburgh.

Cardinal Fever

■ Louisville has sold a record 43,432 football season tickets this year, shattering the previous mark of 43,300 set last year.

■ Louisville had two sellouts in 2010 and one last season for a total of three sellouts in its last 13 home dates.

■ The Cardinals set a single-season attendance records for the last two years, averaging 50,648. in 2010 and 48,538 last season.

■ Thirteen of the top-15 attendances in Louisville's history came in the last two seasons. A record 55,386 fans packed Papa John's Cardinal Stadium for the 2012 opener against Kentucky.

■ Approximately 15,000 Louisville fans traveled to Charlotte, N.C., for the 2011 Belk Bowl.

Overtime Record

■ Louisville is 3-4 all-time in overtime games during the course of their history after falling 24-21 to South Florida on Nov. 13. The Cardinals have dropped three in a row in overtime, including two to South Florida. The Cardinals lost 46-44 in triple overtime at West Virginia on Oct. 15, 2005. It was the only time in school history that Louisville has played a three-overtime contest. Three of the seven overtime games have come versus BIG EAST competition. The last overtime win for the Cardinals in an extra session came on Nov. 14, 2002, when the Cardinals defeated Southern Mississippi 20-17.

Strong in Close Games

■ In his three seasons at Louisville, **Charlie Strong** is 7-9 in games decided by seven points or less after a 22-17 win over Southern Mississippi on Sept. 29.

■ After winning two blowouts in their opening contests, the Cardinals defeated North Carolina 39-34; FIU 28-21 and Southern Miss 21-17 to improve to 3-0 this season in games decided by seven points or less.

■ Louisville was just 1-4 in 2010 with the only win coming in the 31-28 win over Southern Mississippi.

Strong was 3-4 last season after a 31-24 loss to NC State in the Belk Bowl.

■ The Cardinals are 2-6 in games decided by seven points or less at Papa John's Cardinal Stadium. The Sept. 15 win over North Carolina was Strong's first win in a close game since a 16-14 win over Rutgers last season.

| | '12 | '11 | '10 |
|----------------------------|------------|------------|------------|
| Games decided by seven pts | 1-0 | 1-4 | 0-3 |
| Games decided by six pts | 0-0 | 0-0 | 0-0 |
| Games decided by five pts | 1-0 | 0-0 | 0-0 |
| Games decided by four pts | 1-0 | 0-1 | 0-0 |
| Games decided by three pts | 0-0 | 1-0 | 1-1 |
| Games decided by two pts | 0-0 | 1-0 | 0-0 |
| Total | 3-0 | 3-5 | 1-4 |

The Graduates

■ Five Cardinals will play this fall as graduate students. Offensive tackle **Alex Kupper**, linebacker **Daniel Brown**, quarterback **Will Stein**, fullback **Nick Heuser** and tight end **Nate Nord** have already received their undergraduate degrees. Stein, Kupper and Heuser are enrolled in Louisville's MBA program.

No (Turnover) Margin for Error

■ Louisville didn't turn the football over for the second time this season in the 45-35 win over Pittsburgh to keep its season turnover margin at +2.

■ Turnover margin has been one of the best predictors of Louisville success in recent seasons. Since the start of 2010, the Cardinals have posted a 10-2 record when winning the turnover battle. On the flip side, Louisville is 9-11 when the margin is negative or even.

■ In its last 12 losses, Louisville is -8 in turnovers. In their last 20 wins, the Cardinals are +12.

■ Louisville has lost only once under Charlie Strong when on the plus side of the turnover battle and just once when holding at least a two-takeaway advantage.

■ Louisville is 2-5 under Charlie Strong without forcing an opponent turnover. Louisville didn't force a turnover in the win over Pittsburgh last week.

Becoming Friendly

■ Most schools love the chance to play at home, but head coach **Charlie Strong's** squad have not embraced the home field in each of the past two seasons, but it looks like the fortunes have changed. Strong's teams are 9-7 in the first three years of the Strong era.

■ This year, the Cardinals are averaging 35.3 points per game at home this season and 467.7 yards of total offense at Papa John's Cardinal Stadium. Louisville could only average 18.0 points per game and 340.7 yards of total offense in six home games a year ago.

Same Faces, New Positions

■ The following players switched positions over the off-season and will debut in their new positions in 2012.

Player Position changes

| Player | Old Pos. | New Pos. |
|------------------|----------|----------|
| Aaron Epps | TE | OT |
| Charles Gaines | CB | WR |
| Kamal Hogan | RB | S |
| Jalen Harrington | S | LB |
| Zed Evans | RB | S |

BIG EAST Home Record

■ After playing its last three games on the road and having one week off, the Cardinals return home for the first time in 35 days when they face USF on Oct. 20.

■ Since joining the BIG EAST in 2005, the Cardinals are just 14-11 on the road in BIG EAST away games. Under head coach Charlie Strong, the Cardinals are 3-4 in league games at Papa John's Cardinal Stadium and dropped their last BIG EAST game at home — a 21-14 decision to Pitt.

Cardinals Go for Fourth Straight at Home

■ Louisville has won three-straight games at home to open the season and are looking for its fourth consecutive win at home for the first time since 2006.

■ The Cardinals are looking for their longest home winning streak since they enjoyed a 20-game winning streak from Nov. 22, 2003 to Sept. 9, 2007. The Cardinals had their 20-game streak snapped by Syracuse 38-35.

17 on NFL Rosters

■ When the NFL season opened up in the first week of September, the Cardinals were well-represented on NFL rosters. The Cardinals have 17 players playing in the NFL. Head coach Charlie Strong has had four players drafted into the NFL in his first two seasons.

A Little History

■ The 2012 season marks the 94th season of intercollegiate football at the University of Louisville, dating back to 1912. It is the 67th consecutive year in which Louisville has competed on the gridiron. Louisville owns an all-time record of 461-438-17.

BIG EAST Winning Streak

■ With the 45-35 win over Pittsburgh on Saturday, the Cardinals have won three-straight BIG EAST games dating back to last season. Louisville closed the 2011 season by winning back-to-back road games at Connecticut and South Florida. Louisville has scored 30 or more points in all three of their last BIG EAST wins, tallying 34 in the wins over UConn and USF and the 45 versus Pittsburgh on Saturday.

■ The Cardinals last BIG EAST loss was a 21-14 decision at home to Pittsburgh last season.

Undefeated

■ With the 45-35 win over Pittsburgh, the Cardinals raised their record to 6-0 and are one of only 12 teams in the nation who remain undefeated, including three teams from the BIG EAST Conference. Rutgers raised its record to 6-0 with a 23-15 win over Syracuse and Cincinnati defeated Fordham 49-17.

Undefeated FBS Teams

| | |
|-------------------------|------------|
| Ohio St..... | 7-0 |
| Ohio | 7-0 |
| Mississippi St..... | 6-0 |
| Kansas St..... | 6-0 |
| Notre Dame..... | 6-0 |
| Florida | 6-0 |
| Rutgers | 6-0 |
| Alabama | 6-0 |
| Louisville | 6-0 |
| Oregon..... | 6-0 |
| Oregon St..... | 6-0 |
| Cincinnati | 6-0 |

TRACKING THE OPPOSITION

KENTUCKY



RECORD: 1-6

THIS WEEK: vs. Georgia

LAST GAME: L, 7-49 to Arkansas

MISSOURI STATE



RECORD: 1-6

THIS WEEK: at Illinois State

LAST GAME: W, 27-24 over South Dakota

NORTH CAROLINA



RECORD: 5-2

THIS WEEK: at Duke

LAST GAME: W, 18-14 over Miami (Fla.)

FIU



RECORD: 1-6

THIS WEEK: at Troy

LAST GAME: L, 30-34 to Middle Tennessee

SOUTHERN MISSISSIPPI



RECORD: 0-6

THIS WEEK: vs. Marshall

LAST GAME: L, 31-38 to UCF

PITTSBURGH



RECORD: 2-4

THIS WEEK: at Buffalo

LAST GAME: L, 35-45 to Louisville

USF



RECORD: 2-4

THIS WEEK: at Louisville

LAST GAME: L, 28-37 to Temple

CINCINNATI



RECORD: 5-0

THIS WEEK: at Toledo

LAST GAME: W, 49-17 over Fordham

TEMPLE



RECORD: 3-2

THIS WEEK: vs. Rutgers

LAST GAME: W, 17-14 over Connecticut

SYRACUSE



RECORD: 2-4

THIS WEEK: vs. Connecticut (10/19)

LAST GAME: L, 15-23 at Rutgers

CONNECTICUT



RECORD: 3-4

THIS WEEK: at Syracuse (10/19)

LAST GAME: L, 14-17 to Temple

RUTGERS



RECORD: 6-0

THIS WEEK: at Temple

LAST GAME: W, 23-15 over Syracuse

Offensive Notes...

Record Setter

- Sophomore quarterback **Teddy Bridgewater** began his second season at U of L as the starting quarterback for the Cardinals in a 32-14 win over Kentucky on Sept. 2. Bridgewater, the 2011 BIG EAST Rookie of the Year, recorded his best game of his career, going 19-of-21 for 232 yards.
- His 90.5 completion percentage was a school record, besting the old mark of 85.7 set by Stefan LeFors against East Carolina in 2004. Bridgewater completed 11 straight passes at one point of the game before throwing a pass out of bounds to avoid a sack.

Bridgewater Continues Torrid Start

- Sophomore quarterback **Teddy Bridgewater** is off to a record start to the 2012 campaign. In his first six starts, Bridgewater has thrown for 1,438 yards and nine touchdowns, while completing a remarkable 71.8 percent of his throws.
- Bridgewater raised his record to 11-5 as a starter in the win over Pittsburgh, throwing for 304 yards — his second career 300-yard performance.
- He has thrown a touchdown pass in five straight games since being shutout in the win over Kentucky.
- He has nine touchdowns this season and owns 23 in just 19 career games (16 starts).
- For his career, Bridgewater has thrown for 3,567 yards and 23 touchdowns, while tossing 15 interceptions and completing 67.2 percent of his throws.

Spreading it Around

- Sophomore quarterback **Teddy Bridgewater** continues to spread the football around in his first six games. Looking at the 2012 statistics, the Cardinals don't have a player with more than 18 receptions, despite having 121 completions.
- Louisville has nine players with nine or more receptions this season and seven different players have caught the nine touchdown receptions.
- Junior **Damian Copeland** leads the team with 18 receptions for 169 yards, while senior **Andre Smith** and sophomore **DeVante Parker** have each caught 15 passes. Parker leads the team with 319 yards receiving and is averaging an incredible 21.3 yards a reception.
- Sophomore quarterback **Teddy Bridgewater** continues to spread the football around. Against Pittsburgh, Bridgewater completed passes to nine different receivers, marking the sixth time in six games that he has connected with seven or more receivers in a game.

Third-Down Teddy

- Sophomore quarterback **Teddy Bridgewater** continues to produce on third down this season. Through six contests, Bridgewater is 31-for-45 for 411 yards and three scores and one interception. Bridgewater's 31 completions on third down have accounted for 24 first downs, and is completing 68.9 percent of his throws on the "money down".
- Bridgewater is a perfect 2-for-2 on fourth down this season, including a 29-yard strike to **DeVante Parker** right before the half to set up a field goal.

Perry Has Huge Day and Season

- Junior **Senorise Perry** continues to be one of the biggest surprises in the nation. Perry registered his third 100-yard game of the season and his career with 101 yards on 12 carries at Pittsburgh for an average of 8.4 yards a carry.
- Perry scored a career-high four touchdowns to give a team-leading nine on the year, which ranks him in a tie for 31st nationally in scoring and is the BIG EAST's leader at 9.0 ppg.
- Perry's 101 yards was his second-consecutive 100-yard game after he notched 118 yards in the 21-18 win over Southern Mississippi on Sept. 29. Perry has six rushing touchdowns in the last two games and has scored a rushing touchdown in every game but one this season.
- Perry leads the Cardinals in rushing with 559 yards on 96 carries. He ranks 43rd in the nation in rushing at 93.2 yards per game and is also third in the BIG EAST. He is on pace to rush for 1,182 yards this season, giving the Cardinals their first 1,000-yard back since Bilal Powell ran for over 1,000 yards in 2010.
- Perry is second on the team with five plays of over 20 yards, including a pair of touchdowns. He raced 59 yards for a touchdown against Pittsburgh last week.

Bridgewater Efficient

- Sophomore quarterback **Teddy Bridgewater** continues to be one of the most efficient quarterbacks in the nation. Bridgewater jumped to 13th in the nation in passing efficiency with a 160.42 rating through the first six games.
- The product of Miami, Fla., has had five games where he has completed better than 65 percent of his throws, including three games of better than 75 percent.
- Bridgewater has 19 throws that have gone for better than 20 yards, including six in the win over Pittsburgh. He completed a 75-yard touchdown pass to **DeVante Parker**. The Cardinals averaged 17.9 yards a completion in the 45-35 win over Pittsburgh.

Secret Weapon

- Under offensive coordinator **Shawn Watson**, the Cardinals have used the fullback position more than in recent years, and senior fullback **Nick Heuser** has benefited the most. The St. Xavier product has caught four passes for 20 yards, but is tied for team lead with a pair of touchdowns.
- Heuser caught a four-yard touchdown pass versus North Carolina and a three-yarder in the win at FIU.

No Rushing Problems Here

- It's no secret head coach **Charlie Strong** wants to run the football, and the Cardinals are doing a good job of getting the ball into the end zone when running the ball. Louisville already has 17 rushing scores through the first six games, after recording 13 in all 13 games a year ago. Louisville only had three rushing touchdowns in two games last season.
- The Cardinals have at least two rushing touchdowns in each of the six games this season, including a season-high five versus Pittsburgh last Saturday. The last time the Cardinals had five rushing touchdowns in a game was in the 2007 season opener when the Cardinals scored five times in a 73-10 win over Murray State.

Cardinals in the NFL

Cardinals in the NFL

| | |
|------------------|----------------------|
| Akers, David | San Francisco 49ers |
| Barnidge, Gary | Carolina Panthers |
| Bolen, Brock | Jacksonville Jaguars |
| Bush, Michael | Chicago Bears |
| Douglas, Harry | Atlanta Falcons |
| Dumervil, Elvis | Denver Broncos |
| Gay, William | Arizona Cardinals |
| Giacomini, Breno | Seattle Seahawks |
| Johnson, Brandon | Pittsburgh Steelers |
| Okoye, Amobi | Tampa Bay Buccaneers |
| Patrick, Johnny | New Orleans Saints |
| Powell, Bilal | New York Jets |
| Rhodes, Kerry | Arizona Cardinals |
| Scruggs, Greg | Seattle Seahawks |
| Spitz, Jason | Jacksonville Jaguars |
| Stingily, Byron | Tennessee Titans |
| Wood, Eric | Buffalo Bills |

By The Numbers

17

The Cardinals have scored 17 rushing touchdowns through six games after totaling just 13 all of last season.

9.0

Senorise Perry leads the BIG EAST in scoring at 9.0 ppg. He also is tied for 31st nationally.

38

DeVante Parker averaged over 38 yards per catch in the win over Pittsburgh. Parker caught four passes for a career-high 153 yards and one score.

5

Entering the game with five sacks on the season, the Cardinals registered five sacks in the 45-35 win over Pittsburgh.

26

The number of touchdowns that the Cardinals have scored through six games this season.

Rushing Balance

■ The Cardinals are doing a great job of splitting the carries between their two top running backs in juniors **Jeremy Wright** and **Seniorise Perry**. Wright has a team-high 99 carries for 450 yards, while Perry is the team's top rusher with 559 yards on 96 carries, which is just three fewer than Wright. Perry stands 43rd in the nation in rushing with an average of 93.7 yards per game and Wright is tied for 69th nationally at 75.0 yards per game.

■ After recording just one 100-yard rushing game last season, the Cardinals already have five this season. Perry has a team-high three, while Wright has two through the first six games.

■ Perry has rushed for back-to-back 100-yard games, becoming the firstback since Bilal Powell had four consecutive 100-yard games in 2010.

Good Average

■ One reason for the 6-0 start has been the success of the running game. Louisville ranks 60th in the nation in rushing, but are running the football better than a year ago. Louisville is averaging 167.0 yards on the ground through the first half of the season, which is 45.5 yards better than last season when the Cardinals averaged just 121.5 yards on the ground. The Cardinals have rushed for more than 125 yards in all six games after running for over 125 yards in six games all of last season. The Cardinals are 11-0 over the last two seasons when rushing for 125 yards or more.

■ Last season, the Cardinals averaged 3.4 yards per carry and had just 13 rushing touchdowns, while Louisville is averaging 4.2 yards a carry and has 17 rushing touchdowns in 2012.

Fourth in Third-Down Efficiency

■ Head coach **Charlie Strong** stresses the importance of third down on both sides of the football, and the Cardinals have been one of the better teams on third down in the nation. After going 7-for-12 on third down versus Pitt, the Cardinals are fourth overall in third-down conversions, converting at a 56.25 percent clip. The Cardinals are 23-of-40 in the last three games on third down.

| | | |
|----|-------------------|--------------|
| 1. | Texas Tech | 56.79 |
| 2. | Marshall | 56.60 |
| 3. | Air Force | 56.47 |
| 4. | Louisville | 56.25 |
| 5. | Oklahoma State | 54.79 |

Starting Fast

■ Louisville has out-scored the opposition, 54-24, in the first quarter this season, and 119-73 in the first half. The Cardinals have scored at least one touchdown in the first quarter of all six games, with two touchdowns against North Carolina.

■ The Cardinals have scored touchdowns on the their initial possessions in five of six games this season. The only time they failed to score was against Missouri State when they were forced to punt.

■ Louisville took its opening drive of the 2012 season against Kentucky and went 99 yards on 15 plays in the 32-14 win. The Cardinals took 8:21 off the clock to score on a one-yard run by **Jeremy Wright**.

■ Louisville also took its first drive against North Carolina and went 62 yards on five plays for a 13-yard touchdown run by **Seniorise Perry**.

■ After holding FIU on their first drive of the game, the Cardinals took the ball and went 70 yards in 13 plays to go ahead 7-0 on a three-yard pass to fullback **Nick Heuser** — his second TD in two games.

■ Before the rain came against Southern Mississippi, the Cardinals drove 68 yards on seven plays on their opening drive of the game.

■ Louisville drove 75 yards for a score in the win over Pittsburgh.

Points of Attack

■ The Cardinals started to put some points on the board in the last six games of the 2011 season, and that carried over into the 2012 season.

■ The Cardinals have scored 200 points through the first six games, which is an average of 33.3 points per game. The Cardinals scored 45 points in the win over Pittsburgh on Saturday. Since a 16-14 win over Rutgers last season, the Cardinals have scored over 24 points in 10 of the 12 games and are averaging 30.9 points per game over that span.

Precision Passing

■ Sophomore **Teddy Bridgewater** continues to be precise with his passing through six games. Despite completing 17-of-26 passes for 304 yards in the win over Pittsburgh, Bridgewater dropped to fifth nationally in completion percentage at 71.78 percent. Bridgewater is 117-for-163 this season for 1,438 yards and nine scores. West Virginia's Geno Smith is the nationally leader at 75.29 percent and San Jose State's David Fales is second at 75.00.

| | | |
|----|--------------------------------------|--------------|
| 1. | Geno Smith, West Virginia | 75.29 |
| 2. | David Fales, San Jose State | 75.00 |
| 3. | E.J. Manuel, Florida State | 72.13 |
| 4. | David Ash, Texas | 71.89 |
| 4. | Teddy Bridgewater, Louisville | 71.78 |

Team Leader

■ After playing in just one game last year due to injury, junior **Damion Copeland** is showing why he was a highly-recruited player out of Bradenton, Fla. Copeland caught two passes for seven yards in the win over Pittsburgh.

■ After six games, Copeland is leads the team with 18 receptions for 169 yards. He entered the 2011 season with eight career receptions for 113 yards. He has caught a pass in all six games this season and had four reception games versus Kentucky and Missouri State.

Parker's Big Plays

■ Coming out of Ballard High School, sophomore wide receiver **DeVante Parker** was known for making big plays, but no one could have imagined what happened last Saturday at Pittsburgh. Parker caught four passes for a career-high 153 yards and a touchdown. Parker averaged 38.3 yards a catch, including a career-long 75-yard touchdown reception on the first play of the third quarter. The 153 yards receiving is the most by a U of L receiver since Pat Carter recorded 154 in a loss to Utah in 2007.

■ Parker is tied for second on the team with 15 receptions for a team-high 319 yards and two touchdowns. He leads the team with a 21.3 per catch average. He has six receptions of 20 or more yards this year.

■ The former Ballard High School star has 33 career

receptions for 610 yards and seven scores. He averages a solid 18.5 yards a reception for his career.

100 Twice

■ The Cardinals were solid running the football in the win over Kentucky on Sept. 2. The duo of **Jeremy Wright** and **Seniorise Perry** tallied 213 yards on 38 carries and four touchdowns. It marked the first time Louisville has had two running backs register at least 100 yards apiece since the Cardinals' win over Arkansas State on Oct. 2, 2010.

■ Seniorise Perry finished with 108 yards and Jeremy Wright had 105. In the Arkansas State win, Bilal Powell tallied 162 yards and Victor Anderson had 109.

Long Drives

■ The Cardinals have shown a proficiency of being able to drive the football this season. In the win over Pittsburgh, the Cardinals had four drives of 70+ yards to give them 13 drives this year of 75 or more yards and two drives of better than 90 yards, including a season-long 99-yard drive versus Kentucky.

■ Louisville has had two drives this season of 15 plays and have 16 drives of 10 plays or more. The Cardinals also had a season-long drive of 9:07 and two drives of over 8:00 long. Louisville has enjoyed 12 drives of over 5:00.

Big Plays

■ The Cardinals, who weren't much of a big-play offense last season, have changed that in 2012. Louisville already has 26 rushing and passing plays of over 20 yards through the first six games. The Cardinals have seven runs of over 20 or more yards and 19 pass plays.

■ Sophomore wide receiver **DeVante Parker**, who only has 15 receptions, owns a team-high six receptions of 20 or more yards, while junior **Seniorise Perry** has five plays, and senior **Andre Smith** and junior **Jermy Wright** each have four plays of 20 or more yards

Red Zone

■ The Louisville offense has done a better job converting in the red zone this season in the first six contests, The Cardinals are 26-of-27 in the red zone this season, which is good for a 96 percent rate, which is fourth nationally. Louisville is also not settling for field goals, converting 21 of those chances into touchdowns. The Cardinals have 15 rushing scores and six touchdown passes in the red zone this year.

Finally Some Home Cooking

■ The Cardinals have struggled at home under head coach **Charlie Strong**. However it looks like the tide is turning. With the win over North Carolina on Sept. 15, Strong improved his home record at 9-7 with the 39-34 win.

■ The 39 points were the second-most points during the Strong era at Papa John's Cardinal Stadium — having scored 56 in a win over Memphis in 2010. Louisville's 39 points versus UNC marked just the fourth time in 16 games that Louisville tallied 30 or more points in a game. It's the first time in the Charlie Strong era that Louisville has scored 30 or more in three consecutive home games.

O-Line Pride

■ Louisville made a change in the starting lineup for the first time this season when **Kamran Joyer** replaced the injured **John Miller** at left guard versus Pittsburgh. It was Joyer's second career start. Louisville had the same starters for the first five games of the season. LT **Alex Kupper**, LG **John Miller**, C **Mario Benavides**, RG **Jake Smith** and RT **Jamon Brown**.

■ Kupper and Smith have both started 19 games in a row, while Benavides is the leader of the group with 40 career starts and 16 in a row.

Playing Keep Away

■ It was noted earlier that the Cardinals have put together a number of sustained drives and that is evident by the time of possession numbers so far. Through six games, the Cardinals are seventh in the nation in time of possession, averaging 33:35 per game.

■ The Cardinals have won the time of possession battle in four of six games this year, the only exception coming against FIU and Pittsburgh. Louisville held the ball for 29:37 to 30:23 for FIU. The Cardinals controlled the ball for 38:24 in the win over North Carolina and 36:21 in the victory over Kentucky.

Great Gain-es

■ Red-shirt freshman **Charles Gaines** has bounced around between wide receiver and cornerback before settling at the wide receiver position. After missing the win over Kentucky, Gaines' first play was a big one, racing down the field and catching a 55-yard pass from **Teddy Bridgewater**. It was the first play of his collegiate career. Gaines finished with three receptions for 73 yards, an average of 24.3 yards a reception. On Sept. 15 versus North Carolina, Gaines caught a team-high five receptions for 78 yards and a 32-yard touchdown reception.

■ The product of Miami, Fla., has caught nine passes for 163 yards and is averaging 18.1 yards a reception.

Good Running Yardage

■ The Cardinals are getting back to developing a tough, hard-nosed running attack. Behind an experienced offensive line, the Cardinals are averaging 167.0 yards on the ground and have two running back who have over 450 yards on the ground this season. However, a good indicator on where the Cardinals are on running the football is yards per carry, which is stellar at 4.2.

■ Junior **Seniorise Perry** is averaging a team-best 5.8 yards a carry, while **Jeremy Wright** is at 4.5. The Cardinals rushed for a season-low 129 yards on the ground in the win over FIU. The Cardinals have won 13 straight games when rushing for more than 125 yards in a game.

Select Company

■ The Cardinals are only one of three teams with two running backs who have rushed for better than 450 yards. **Seniorise Perry** is the team leader with 559 yards, while **Jeremy Wright** is second with 450 yards. Army has three running backs in Raymond Maples (751 yds.), Larry Dixon (494 yds.) and Trent Steelman (497 yds.). Nevada also has a pair of backs with more than 450 yards as Stephon Jefferson has 1,140 yards and Cody Fajardo has rushed for 521 yards.

LOUISVILLE BOWL HISTORY

| Year | Date | Bowl | Result |
|------|------------|----------------------|--|
| 2011 | 12/27/2011 | Belk Bowl | NC State 31, Louisville 24s |
| 2010 | 12/21/2010 | Beef 'O'Brady's Bowl | Louisville 31, Southern Mississippi 28 |
| 2007 | 1/2/2007 | Orange Bowl | Louisville 24, Wake Forest 13 |
| 2006 | 1/2/2006 | Gator Bowl | Virginia Tech 35, Louisville 24 |
| 2004 | 12/31/2004 | Liberty Bowl | Louisville 44, Boise State 40 |
| 2003 | 12/18/2003 | GMAC Bowl | Miami (OH) 49, Louisville 28 |
| 2002 | 12/18/2002 | GMAC Bowl | Marshall 38, Louisville 15 |
| 2001 | 12/31/2001 | Liberty Bowl | Louisville 28, BYU 10 |
| 2000 | 12/31/2000 | Liberty Bowl | Colorado State 22, Louisville 17 |
| 1999 | 12/30/1999 | Humanitarian Bowl | Boise State 34, Louisville 31 |
| 1998 | 12/23/1998 | Motor City Bowl | Marshall 48, Louisville 28 |
| 1993 | 12/28/1993 | Liberty Bowl | Louisville 18, Michigan State 7 |
| 1991 | 1/1/1991 | Fiesta Bowl | Louisville 34, Alabama 7 |
| 1977 | 12/17/1977 | Independence Bowl | Louisiana Tech 24, Louisville 14 |
| 1970 | 12/19/1970 | Pasadena Bowl | Louisville 24, Long Beach State 24 |
| 1958 | 1/1/1958 | Sun Bowl | Louisville 34, Drake 20 |

Offense Ahead of Schedule

■ Under the direction of first-year offensive coordinator **Shawn Watson**, the Louisville offense is ahead of schedule compared to last season. Louisville was at the bottom of almost every offensive category last season, but it looks like it might be in for big things in 2012. Louisville is averaging 33.3 points per game and 409.2 yards of total offense through the first six games.

■ The Cardinals are averaging 6.0 yards per play after recording 460 yards of offense on Oct. 13 versus Pittsburgh. The Cardinals have been over 400 yards of total offense in four of the six games this year.

Offense Comparison 2011/2012

| | 2012 | 2011 |
|---------------|-------|-------|
| Rushing | 167.0 | 121.5 |
| Passing | 242.2 | 211.5 |
| Scoring | 33.3 | 21.9 |
| Total Offense | 409.2 | 333.0 |
| First Downs | 22.5 | 16.4 |

Closing in on Top 10

■ Sophomore quarterback **Teddy Bridgewater**. Bridgewater is on pace to have a record-breaking career if the first 16 starts of his career are any indication. Bridgewater has already thrown 23 career touchdown passes, which is just five shy of cracking the top 10 in school history. Ed Rubbert is currently 10th with 28 career touchdown throws. Bridgewater has a ways to go to catch Chris Redman, who holds the school mark with 84.

Good Half

■ Louisville's 36 first-half points versus North Carolina on Sept. 15 were the most since the Cardinals scored 49 versus Murray State in 2007. Louisville's point total is the seventh-most in the first half since 2000. Louisville's offense produced 360 yards in the first half, the most since 380 against Memphis in 2010. The Cardinals gained 200 yards via the pass and 180 on the ground.

Most Points in First Half Since 2000 (Year)

- 1. vs. Murray State – 49 (2007)
- 2. vs. Cincinnati – 42 (2004)
- vs. Temple – 42 (2006)

- 4. vs. North Carolina – 38 (2005)
- vs. Middle Tennessee State – 38 (2007)
- vs. Grambling – 38 (2000)
- 7. vs. North Carolina – 36 (2012)

Good Quarter

■ The Cardinals, who trailed 21-14 right before the half, scored 24 points in a span of 11:02 in the 45-35 win over Pittsburgh. The Cardinals received a career-long 45-yard field goal by **John Wallace**. From there it was all Cardinals, who would score 21 straight points to take a 38-21 lead.

■ Louisville scored 21 points in the third quarter to take a commanding lead. It marked the first time the Cardinals scored 21 or more points in a quarter since they tallied 28-0 in a 56-0 win over Memphis in 2010. Louisville scored 28 points in the second quarter versus the Tigers to lead 35-0 at the half.

Running Back Receivers

■ Not only are juniors **Seniorise Perry** and **Jeremy Wright** running the football well, the duo are threats catching the football out of the backfield. Wright is fourth on the team with 13 receptions for 102 yards and Perry has caught 10 passes for 113 yards.

■ Perry's the top running back out of the backfield, averaging 11.3 yards a reception.

Defensive Notes

The Man of Steel

- Junior safety **Hakeem Smith** is the leader of the defense since taking over as the starter in 2010. Smith, a two-time All-BIG EAST performer, started his 31st straight game at safety versus Pittsburgh on Oct. 13.
- He is second on the team with 32 tackles and one forced fumble after the first six contests. Last season, Smith was a first team All-BIG EAST honoree with 84 stops, which were second on the team. Smith has recorded double-digit tackle totals in five of the last 10 games and has seven games of 10 or more tackles in his career.

Pryor Leads Nation

- Last season, safety **Calvin Pryor** took over about midway through the season and hasn't been out of the lineup since. Pryor leads the Cardinals in tackles with 46 after recording eight stops versus Pittsburgh. He forced his nation-leading fourth fumble of the season in the win over the Golden Eagles.
- In the win over Kentucky on Sept. 2, Pryor registered a career-best nine tackles and also forced a pair of fumbles, including one where Kentucky was going in to score to cut the Cardinals' lead to 11 points.

Ground Stoppers

- Last season, Louisville ranked third in the BIG EAST and 10th nationally in run defense, allowing 100.5 yards rushing per game. The Cardinals have started off the 2012 season in the same fashion, limiting North Carolina to 47 yards on 17 carries, Pittsburgh to 93 yards and Missouri State to 99 yards.
- Louisville ranks 26th nationally and fourth in the BIG EAST this season, limiting the opposition to an average of 114.0 yards per game, their second-highest total since taking over in 2010.
- Since the coaching staff took over in 2010, the Cardinals have held 14 of 32 opponents to less than 100 yards rushing. The Cardinals gave up a season-high 224 yards on the ground in the win over Southern Mississippi.
- The 224 yards that the Cardinals allowed to Southern Mississippi was only the fourth time in three seasons that the Cardinals allowed more than 200 yards

on the ground and the first time since allowing 200 yards versus Pittsburgh last season.

Strength in the Secondary

- The strength of the Cardinals defense this season lies in the secondary. Four of the top five tacklers for the Cardinals come in the secondary and one of the team's two picks.
- Sophomore **Calvin Pryor** leads the team with 46 tackles and a nation-leading four fumbles. Junior safety **Hakeem Smith** and senior cornerback **Adrian Bushell** are tied for second on the squad with 32 tackles apiece. Sophomore **Terrell Floyd** is fifth on the team with 25 tackles.
- Bushell and Floyd are tied for the team lead with four pass break-ups.

Need More Interceptions

- Defensive coordinator **Vance Bedford** wants to see the Cardinals get better at recording interceptions. In three seasons, the Cardinals have only notched a total of 21 interceptions. Louisville recorded 10 in 2011 and just nine in 2010. Through the first six games, the Cardinals have two picks from sophomore **Calvin Pryor** and junior **Marcus Smith**. Smith registered his first career interception against the Tar Heels.
- However, the opposition has thrown the football 192 times and the Cardinals have just two picks and 10 sacks.

Finally Some Sacks

- The Cardinals haven't gotten as much pressure on the quarterback as they would have liked in the first six games, and had their sack streak snapped at 20 versus North Carolina after failing to record a sack in a game for the first time since a loss to Pittsburgh in 2010. However, the Cardinals pressured Pitt into a season-high five sacks in the 45-35 win over the Panthers. Sophomore **Lorenzo Mauldin** led the team with 1.5 sacks and leads the Cardinals with 2.5 sacks this season. **Terrell Floyd**, **Brandon Dunn** and **Deiontrez Mount** all had sacks, while **Roy Philon** added 0.5 sacks.
- The Cardinals moved up into a tie for 78th in the country in sacks and 110th in the nation in tackles for loss.

LOUISVILLE FOOTBALL QUICK FACTS

GENERAL INFORMATION

| |
|---------------------------------------|
| Location: Louisville, Ky. |
| Enrollment: 23,000 |
| President: Dr. James Ramsey |
| Conference: BIG EAST |
| Nickname: Cardinals |
| Colors: Red and Black |
| Stadium: Papa John's Cardinal Stadium |
| Capacity: (55,000) |
| Surface: Field Turf |
| Press Box Number: 502-852-6793 |
| Athletics Director: Tom Jurich |

FOOTBALL STAFF

| |
|--|
| Head Coach: Charlie Strong |
| Record at Louisville: 20-12 (third year) |
| Career Record: 20-13 (third year) |
| Defensive Coordinator: Vance Bedford |
| Offensive Coordinator/QB: Shawn Watson |
| Secondary: Tommy Restivo |
| Tight Ends: Sherrone Moore |
| Defensive Line: Clint Hurtt |
| RB/Special Teams Coord: Kenny Carter |
| Wide Receivers: Ron Dugans |
| Offensive Line: Dave Borbely |
| Linebackers: Brian Jean-Mary |
| Dir. of Football Operations: Clifford Snow |
| Head Athletic Trainer: Kyle Johnston |
| Strength and Conditioning: Pat Moorer |
| Head Equipment Manager: Mike Kurowski |
| Video Director: Dave Spina |

FOOTBALL HISTORY

| |
|--|
| All-Time Record: 461-438-17 |
| 2012 Record: 6-0 (1-0 BIG EAST) |
| First Season of Football: 1912 |
| Bowl Games: 7-8-1 |
| BIG EAST Championships: 2 (2006, 2011) |

2011 CARDINALS OUTLOOK

| |
|-----------------------|
| Offense: Multiple |
| Defense: Multiple 4-3 |

Offensive Starters Returning: C Mario Benavides, QB Teddy Bridgewater, RB Dominique Brown, WR Michaelee Harris, OT Alex Kupper, OG John Miller, WR DeVante Parker, WR Eli Rogers, WR Andrell Smith, OG Jake Smith

Offensive Starters Lost: RB Victor Anderson, TE Josh Chichester, OT Ryan Kessling

Defensive Starters Returning: DT Jamaine Brooks, LB Daniel Brown, LB Preston Brown, DE B.J. Dubose, DT Brandon Dunn, CB Andrew Johnson, DE Deiontrez Mount, DT Roy Philon, S Calvin Pryor, S Hakeem Smith

Defensive Starters Lost: LB Dexter Heyman, DE William Savoy

2012 Awards and Honors

Teddy Bridgewater

- BIG EAST Honor Roll (9/3)
- BIG EAST Honor Roll (9/10)
- BIG EAST Honor Roll (9/17)
- BIG EAST Honor Roll (9/24)
- Davey O'Brien Honorable Mention (9/8)
- Davey O'Brien Honorable Mention (9/15)

Adrian Bushell

BIG EAST Defensive Player of the Week (9/24)

Senorise Perry

BIG EAST Honor Roll (10/1)

Calvin Pryor

BIG EAST Honor Roll (9/3)
BIG EAST Honor Roll (10/1)

Butler Makes First Tackle Start

■ Junior **B.J. Butler** is becoming a versatile player for the Cardinals on the defensive line. In the 28-21 win over FIU, Butler made his first career start at defensive tackle and led the line with three tackles. It was the 11th start of his career.

300 is a Good Measuring Stick

■ The Cardinals limited Southern Mississippi to just 249 yards of total offense in the 35-7 win on Sept. 8. It was 15th time in the Charlie Strong era that Louisville limited its opponent to less than 300 yards of total offense.

■ Louisville is 10-5 when it holds the opposition to 300 yards or less.

Limiting Points

■ Louisville ranks 34th in the nation in scoring defense, allowing just 21.3 points per game, holding Kentucky to 14 and Missouri State to seven. Louisville has allowed 49 second-quarter points and just two touchdowns in the third quarter. The Cardinals are outscoring the opposition 119-73 in the first half and have yielded just three touchdowns in the first quarter all season.

Penalties a Problem

■ Despite posting back-to-back winning seasons, the Cardinals' biggest problem in the last three seasons have been the penalty bug.

■ In 2010, the Cardinals ranked 111th in the country in penalties, averaging 7.92 infractions per game, while the Cardinals improved a little last season, finishing 96th in the country with a 6.92 average per game.

■ However, the problem still plagues the Cardinals, as Louisville was whistled for seven more penalties in the win over Pittsburgh. Louisville is averaging 6.3 penalties (66th nationally) per game through the first five contests and averages 53.3 (57th nationally) yards of penalties per game.

100-Yard Streak Snapped

■ The Cardinals gave up 102 yards on the ground to FIU's Jeremiah Harden in the 28-21 win on Sept. 22. Harden carried 20 times to become the first player to rush for 100 yards on the Cardinals since Cincinnati's Isiah Pead, who ran for 151 yards in a win for the Bearcats last season at Paul Brown Stadium.

■ The Cardinals went a span of 11 games without giving up a 100-yard rusher. Southern Mississippi's Desmond Johnson missed the century mark by running for 99 yards.

Smith Extends Start Streak

■ Junior safety **Hakeem Smith** is the leader of the defense and has been the most consistent player on the team. Heading into the 2012 campaign, Smith has started 31 straight games at safety.

■ The last time Smith was held out of the starting lineup was the 2010 season opener versus Kentucky.

■ Over the last three seasons, Smith has been one of the team's top tacklers. The product of Jonesboro, Ga., has registered 204 tackles in just 31 games since taking over as the starter in 2010.

Rankins Receives Start

■ Coach **Clint Hurtt** has no problems playing true freshmen and that was evident by the start for defensive tackle **Sheldon Rankins** on Sept. 8 versus Missouri State. **Lorenzo Mauldin**, **Deontrez Mount**, **Brandon Dunn** and **B.J. Butler** have all started as true freshmen in the three seasons under Hurtt. Since the staff has taken over in 2010, the Cardinals have had 10 true starters start on the defensive side of the football.

True Freshmen Defensive Starters

2012: Sheldon Rankins

2011: B.J. Dubose, Lorenzo Mauldin, Deontrez Mount, Calvin Pryor, Andrew Johnson, Terrell Floyd

2010: Brandon Dunn, B.J. Butler, Marcus Smith,

Are There Two Better Safeties?

■ There can't be too many teams in the country with two better safeties than **Hakeem Smith** and **Calvin Pryor**, who start their second year together as starters. Pryor leads the Cardinals in tackles with 46 and has four forced fumbles and one interception. Smith is tied for second on team with 32 tackles owns a tackle for a loss and has forced a fumble.

Brown Shines in Starting Debut

■ Head coach Charlie Strong thinks freshman linebacker **Keith Brown** is going to be something special by the time he leaves Louisville. In his first career start, Brown led the Cardinals in tackles with a career-high 12 and also had 0.5 tackles for loss in the win over Pittsburgh.

■ Starting in place of the of the injured Daniel Brown, Brown recorded five solo tackles and was instrumental in the Cardinals slowing down Pittsburgh's offense. Brown is sixth on the team in tackles with 23.

Repeat Offenders

■ When the Cardinals defense took the field against Kentucky on Sept. 2, the entire 11 on defense each started a game on defense a year ago. Safety **Hakeem Smith** was the only player of the starters against Kentucky to start for all 13 games in 2010.

■ Red-shirt freshman **Jermaine Reve** made his first career start as a nickel back in the win over Southern Mississippi. True freshman **Keith Brown** received his first career start against Pittsburgh last week.

Mauldin Makes Plays

■ Sophomore defensive end **Lorenzo Mauldin** made his third n Before the rain came against Southern Mississippi, the Cardinals drove 68 yards on seven plays on their opening drive of the game. career start on Saturday and made a number of plays to help the Cardinals remain undefeated. He recorded five tackles and 1.5 sacks in the win over the Panthers.

Special Teams Notes

Need Returns

■ The Cardinals have been solid in the return game the last couple of seasons, but need to get their special teams going this week versus USF. After six games, the Cardinals rank 106th in kickoff returns with an average of 17.8 yards a return, while Louisville fell a little in punt returns to 84th at 6.4 yards a return.

■ **Kai Dominguez** had a season-high 30-yard punt

return in the win over FIU on Sept. 22. Senior cornerback **Adrian Bushell** leads the team at 25.2 yards a kick return and owns the longest return of the season at 42 yards.

Wallace Returns to Hit Big

■ Red-shirt freshman place kicker **John Wallace** missed the Missouri State game with a leg injury, but returned in a big way to help the Cardinals win over North Carolina on Sept. 15. Wallace connected on a pair of field goals in the 39-34 win over the Tar Heels. Wallace connected on a 22-yard field goal and provided the only points in the second half when he drilled a career-long 45-yard field goal. The product of Central Hardin High School is a perfect 5-for-5 on field goal attempts after hitting a career-long 45-yarder versus Pittsburgh on Saturday. Wallace is 16-for-18 on points-after-conversion this season. He is third on the team in scoring with 31 points.

Defensive Weapon

■ Junior defensive end **Marcus Smith** might want ask head coach Charlie Strong if he can move to the offensive side of the football. For the first three games, Smith and senior quarterback **Will Stein** connected on a two-point conversion attempts. Against Kentucky, Smith caught a slant for the conversion, but versus Missouri State, Smith caught a fade for the conversion to put Louisville ahead 11-0. However, the trickery failed on Sept. 15 when Stein and Smith were stopped by the North Carolina defense.

Scoring on Defense and Special Teams

■ The Cardinals have found different ways to score besides the conventional ways on offense. In three years under head coach **Charlie Strong**, the Cardinals have tallied five special teams scores and four defensive touchdowns. The last score on defense came when Malcolm Mitchell returned a fumble versus Connecticut and senior **Adrian Bushell** returned a kickoff 100 yards for a touchdown.

Special Teams

2011

Nov. 19 Adrian Bushell 100-yd kickoff return

Nov. 5 Andrew Johnson 82-yd blocked FG

2010

Dec. 21 Jeremy Wright 95-yd kickoff return

Oct. 23 Doug Beaumont 74-yd punt return

Oct. 2 Bilal Powell 47-run (fake punt)

Defensive Touchdowns

2011

Nov. 19 Malcom Mitchell 36-yard fumble

Oct. 15 Mike Evans 63-yard interception

2010

Nov. 26 Johnny Patrick 35-yd interception

Nov. 20 Daniel Brown fumble recovery

Perfection

■ Head coach **Charlie Strong** was vocal about his fear of the kicking game heading into the 2012 season. However, the two kickers, **John Wallace** and **Matthew Nakatani**, have erased those fears by capitalizing on their opportunities. Louisville is a perfect 7-for-7 this season. Wallace is 5-for-5 this season, after his 45-yarder against Pittsburgh. Nakatani, a walk-on, is

LOUISVILLE IN THE BIG EAST CONFERENCE

| SCHOOL | W-L | PCT | PF | PA | H | A | W-L | PCT | PF | PA | H | A | N | STREAK |
|-------------|-----|-------|----|----|-----|-----|-----|-------|-----|-----|-----|-----|-----|--------|
| Rutgers | 3-0 | 1.000 | 65 | 31 | 2-0 | 1-0 | 6-0 | 1.000 | 150 | 64 | 3-0 | 3-0 | 0-0 | Won 7 |
| Temple | 2-0 | 1.000 | 54 | 42 | 1-0 | 1-0 | 3-2 | .600 | 135 | 112 | 2-1 | 1-1 | 0-0 | Won 2 |
| Louisville | 1-0 | 1.000 | 45 | 35 | 0-0 | 1-0 | 6-0 | 1.000 | 200 | 128 | 3-0 | 3-0 | 0-0 | Won 6 |
| Cincinnati | 1-0 | 1.000 | 34 | 10 | 1-0 | 0-0 | 5-0 | 1.000 | 185 | 72 | 4-0 | 0-0 | 1-0 | Won 8 |
| Syracuse | 1-1 | .500 | 29 | 36 | 1-0 | 0-1 | 2-4 | .333 | 137 | 154 | 2-2 | 0-2 | 0-0 | Lost 1 |
| Connecticut | 0-2 | .000 | 17 | 36 | 0-1 | 0-1 | 3-4 | .429 | 133 | 114 | 2-2 | 1-2 | 0-0 | Lost 2 |
| USF | 0-2 | .000 | 41 | 59 | 0-1 | 0-1 | 2-4 | .333 | 151 | 154 | 1-2 | 1-2 | 0-0 | Lost 4 |
| Pittsburgh | 0-3 | .000 | 58 | 93 | 0-1 | 0-2 | 2-4 | .333 | 165 | 151 | 2-2 | 0-2 | 0-0 | Lost 2 |

UPCOMING SCHEDULES IN THE BIG EAST CONFERENCE

Friday, October 19

Connecticut at Syracuse 8 p.m.

Saturday, October 20

Pittsburgh at Buffalo 3:30 p.m.
Cincinnati at Toledo
USF at Louisville
Rutgers at Temple

Friday, October 26

Cincinnati at Louisville

Saturday, October 27

Kent State at Rutgers
Temple at Pittsburgh
Syracuse at USF

Saturday, November 3

Syracuse at Cincinnati
Connecticut at USF
Temple at Louisville
Pittsburgh at Notre Dame

Friday, November 9

Pittsburgh at Connecticut

Saturday, November 10

Cincinnati at Temple
Louisville at Syracuse
Army at Rutgers

Saturday, November 17

Rutgers at Cincinnati
USF at Miami (Fla.)
Syracuse at Missouri
Temple at Army

USA Today Coaches

| | | | |
|-----|-----------------|-----|------|
| 1. | Alabama (59) | 6-0 | 1475 |
| 2. | Oregon | 6-0 | 1414 |
| 3. | Kansas St. | 6-0 | 1307 |
| 4. | Florida | 6-0 | 1297 |
| 5. | Notre Dame | 6-0 | 1251 |
| 6. | LSU | 6-1 | 1179 |
| 7. | Oklahoma | 4-1 | 1021 |
| 8. | South Carolina | 6-1 | 1012 |
| 9. | USC | 5-1 | 995 |
| 10. | Florida St. | 6-1 | 919 |
| 11. | Oregon St. | 5-0 | 839 |
| 12. | Georgia | 5-1 | 806 |
| 13. | Clemson | 5-1 | 741 |
| 14. | Louisville | 6-0 | 695 |
| 15. | West Virginia | 5-1 | 677 |
| 16. | Mississippi St. | 6-0 | 671 |
| 17. | Rutgers | 6-0 | 495 |
| 18. | Cincinnati | 5-0 | 456 |
| 19. | Texas A&M | 5-1 | 397 |
| 20. | Texas Tech | 5-1 | 274 |
| 21. | TCU | 5-1 | 272 |
| 22. | Boise St. | 5-1 | 271 |
| 23. | Stanford | 4-2 | 215 |
| 24. | Arizona St. | 5-1 | 133 |
| 25. | Michigan | 4-2 | 96 |

Associated Press

| | | | |
|-----|-----------------|-----|------|
| 1. | Alabama (60) | 6-0 | 1500 |
| 2. | Oregon | 6-0 | 1436 |
| 3. | Florida | 6-0 | 1361 |
| 4. | Kansas St. | 6-0 | 1296 |
| 5. | Notre Dame | 6-0 | 1283 |
| 6. | LSU | 6-1 | 1153 |
| 7. | Ohio St. | 7-0 | 1071 |
| 8. | Oregon St. | 5-0 | 1050 |
| 9. | South Carolina | 6-1 | 1042 |
| 10. | Oklahoma | 4-1 | 994 |
| 11. | USC | 5-1 | 874 |
| 12. | Florida St. | 6-1 | 836 |
| 13. | Georgia | 5-1 | 753 |
| 14. | Clemson | 5-1 | 673 |
| 15. | Mississippi St. | 6-0 | 591 |
| 16. | Louisville | 6-0 | 574 |
| 17. | West Virginia | 5-1 | 552 |
| 18. | Texas Tech | 5-1 | 444 |
| 19. | Rutgers | 6-0 | 405 |
| 20. | Texas A&M | 5-1 | 379 |
| 21. | Cincinnati | 5-0 | 294 |
| 22. | Stanford | 4-2 | 242 |
| 23. | Michigan | 4-2 | 177 |
| 24. | Boise St. | 5-1 | 133 |
| 25. | Ohio | 7-0 | 104 |

BOWL TIE-INS

Russell Athletic Bowl

Dec. 28 ESPN/ESPN2 Orlando, Fla. ACC vs. BIG EAST

Belk Bowl

Dec. 27 ESPN Charlotte, N.C. ACC vs. BIG EAST

New Era Pinstripe Bowl

Dec. 29 ESPN Bronx, N.Y. Big 12 vs. BIG EAST

BBVA Compass Bowl

Jan. 5 ESPN Birmingham, Ala. SEC vs. BIG EAST

AutoZone Liberty Bowl


Dec. 31 ESPN Memphis, Tenn. SEC vs. BIG EAST or C-USA

Beef 'O'Brady's Bowl

Dec. 21 ESPN St. Petersburg, Fla. C-USA vs. BIG EAST

QB Teddy Bridgewater III 6-3 • 218 • Sophomore • Miami, Fla.

Record as a Starter: 11-5 • BIG EAST: 6-2 • Home: 5-2 • Away/Neutral: 6-3 • Regular Season: 11-4



TEDDY BRIDGEWATER CAREER STATS

| Year | G | Cmp | Att | Int | Yds | TD | Lg | Pct | Avg/Att | Avg/G | Effic |
|---------------|-----------|------------|------------|-----------|-------------|-----------|-----------|-------------|------------|--------------|--------------|
| 2011 | 13 | 191 | 296 | 12 | 2129 | 14 | 58 | 64.5 | 7.2 | 163.8 | 132.4 |
| 2012 | 6 | 117 | 163 | 3 | 1438 | 9 | 75 | 71.8 | 8.8 | 239.7 | 160.42 |
| Career | 19 | 308 | 459 | 15 | 3567 | 23 | 75 | 67.1 | 7.8 | 187.7 | 142.4 |

Watching Bridgewater

- Bridgewater set a school record for completion percentage in a game, going 19-of-21 in a 32-14 win over Kentucky to open the 2012 season. His 90.4 percentage bested Stefan LeFors' 85.7 mark set in 2004.
- Bridgewater tossed three TD passes against North Carolina (all in the first half), tying his career-high for TD passes in a game. He also threw for three in the Cardinals' bowl game loss to North Carolina State.
- Bridgewater owns two of the top five marks for completion percentage in a game, completing a school record 90.4 percent against Kentucky and 81.2 percent against North Carolina, which is tied for fifth in school history.
- In a 45-35 win over Pittsburgh, Bridgewater threw for 304 yards, including a career-long 75-yard touchdown pass to DeVante Parker. It was Bridgewater's second career 300-yard game.
- Bridgewater completed a career-high 30-of-39 passes for a career-best 344 yards in the 35-7 win over Missouri State.
- Bridgewater started his 16th straight game at quarterback and owns an 11-5 record overall and is 6-2 in the BIG EAST.

HIGHEST COMPLETION PCT/ GAME

| Pct. | Player | Opponent | Year |
|----------|-------------------|----------------|------|
| 1. 90.4 | Teddy Bridgewater | Kentucky | 2012 |
| 2. 85.7 | Stefan LeFors | East Carolina | 2004 |
| 3. 81.8 | Stefan LeFors | Houston | 2004 |
| — 81.8 | Brian Brohm | Oregon State | 2005 |
| 5. 81.2 | Teddy Bridgewater | North Carolina | 2012 |
| — 81.2 | Stefan LeFors | North Carolina | 2004 |
| 7. 80.8 | Stefan LeFors | USF | 2004 |
| — 80.8 | Brian Brohm | Cincinnati | 2005 |
| 9. 80.6 | Marty Lowe | Navy | 1994 |
| 10. 78.6 | Chris Redman | East Carolina | 1998 |



BRIDGEWATER GAME-BY-GAME

| Date | Opponent | C-A-I | Yds | TD | Lg | Date | Opponent | C-A-I | Yds | TD | Lg |
|----------------|-------------------|-------------------|-------------|-----------|-----------|----------------|-------------------------|-------------|----------|-----------|----|
| Sept. 1, 2011 | MURRAY STATE | 0-1-1 | 0 | 0 | 0 | Sept. 2, 2012 | KENTUCKY | 19-21-0 | 232 | 0 | 27 |
| Sept. 9, 2011 | FIU | 2-2-0 | 14 | 0 | 7 | Sept. 8, 2012 | MISSOURI ST. | 30-39-0 | 344 | 2 | 55 |
| Sept. 17, 2011 | at Kentucky | 10-18-0 | 106 | 2 | 25 | Sept. 15, 2012 | NORTH CAROLINA | 23-28-0 | 279 | 3 | 36 |
| Oct. 1, 2011 | MARSHALL | 20-29-2 | 221 | 1 | 41 | Sept. 22, 2012 | at FIU | 19-36-2 | 194 | 2 | 30 |
| Oct. 8, 2011 | at North Carolina | 19-30-1 | 173 | 1 | 18 | Sept. 29, 2012 | at Southern Mississippi | 9-13-1 | 85 | 1 | 29 |
| Oct. 15, 2011 | at Cincinnati | 17-28-1 | 195 | 0 | 58 | Oct. 13, 2012 | at Pittsburgh | 17-26-0 | 304 | 1 | 75 |
| Oct. 21, 2011 | RUTGERS | 10-18-1 | 122 | 1 | 30 | Totals | 117-163-3 | 1438 | 9 | 75 | |
| Oct. 29, 2011 | SYRACUSE | 17-24-0 | 198 | 2 | 44 | | | | | | |
| Nov. 5, 2011 | at West Virginia | 21-27-1 | 246 | 1 | 37 | | | | | | |
| Nov. 12, 2011 | PITTSBURGH | 18-26-1 | 165 | 1 | 25 | | | | | | |
| Nov. 19, 2011 | at Connecticut | 14-22-1 | 174 | 0 | 39 | | | | | | |
| Nov. 25, 2011 | at USF | 19-28-0 | 241 | 3 | 30 | | | | | | |
| Dec. 27, 2011 | vs. NC State | 24-43-3 | 274 | 2 | 53 | | | | | | |
| | Totals | 191-296-12 | 2129 | 14 | 58 | | | | | | |

2012 NUMERICAL ROSTER

Alphabetical Roster

| No. | Name | Pos. | No. | Name | Ht. | Wt. | Pos. | Cl. | Hometown (High School/Previous School) |
|-----|-------------------|------|-----|-------------------|------|-----|------|-------|--|
| | Keith Brown | | 1 | Keith Brown | 6-1 | 229 | LB | FR | Miami, Fla. (Miami Norland) |
| 71 | Chris Acosta | OL | 2 | Michaelee Harris | 6-2 | 192 | WR | RS SO | Miami, Fla. (Northwestern) |
| 50 | Mike Addesa | LB | 2 | Preston Brown | 6-0 | 257 | LB | JR | Cincinnati, Ohio (Northwest) |
| 75 | Sid Anvoots | OL | 3 | Charles Gaines | 5-11 | 187 | WR | RS FR | Miami, Fla. (Central) |
| 40 | Josh Appleby | P | 4 | Robert Clark | 5-9 | 182 | WR | RS SO | Palm Beach Gardens, Fla. (Florida) |
| 19 | Jerry Arlinghaus | QB | 4 | Will Stein | 5-10 | 183 | QB | RS SR | Louisville, Ky. (Trinity) |
| 46 | Lamar Atkins | LB | 5 | Teddy Bridgewater | 6-3 | 207 | QB | SO | Miami, Fla. (Northwestern) |
| 55 | Mario Benavides | C | 7 | Damian Copeland | 6-1 | 188 | WR | RS JR | Bradenton, Fla. (Palmetto) |
| 15 | Hunter Bowles | TE | 8 | Gerod Holliman | 6-0 | 190 | S | FR | Miami, Fla. (Southridge) |
| 47 | Anthony Branch | CB | 8 | Ryan Johnson | 5-11 | 197 | P | RS SO | Louisville, Ky. (DeSales) |
| 5 | Teddy Bridgewater | QB | 9 | DeVante Parker | 6-3 | 204 | WR | SO | Louisville, Ky. (Ballard) |
| 12 | Luke Brohm | QB | 10 | Dominique Brown | 6-2 | 226 | RB | JR | Cincinnati, Ohio (Winton Woods) |
| 99 | Jamaine Brooks | DT | 11 | Will Gardner | 6-5 | 200 | QB | FR | Douglas, Ga. (Coffee County) |
| 24 | Daniel Brown | LB | 11 | B.J. Dubose | 6-5 | 273 | DE | SO | Oakland Park, Fla. (Northeast) |
| 97 | DeAngelo Brown | DL | 12 | Stephan Robinson | 5-10 | 173 | CB | RS SO | Louisville, Ky. (Central) |
| 10 | Dominique Brown | RB | 12 | Luke Brohm | 6-1 | 225 | QB | RS FR | Louisville, Ky. (St. Xavier) |
| 79 | Jamon Brown | OT | 13 | James Burgess | 6-0 | 210 | LB | FR | Homestead, Fla. (Homestead Senior) |
| 1 | Keith Brown | LB | 14 | Andrell Smith | 6-3 | 219 | WR | SR | Miami, Fla. (Palmetto) |
| 2 | Preston Brown | LB | 15 | Hunter Bowles | 6-6 | 245 | TE | FR | Glasgow, Ky. (Glasgow) |
| 13 | James Burgess | LB | 15 | Andrew Johnson | 5-9 | 187 | CB | SO | Miami, Fla. (Southridge) |
| 21 | Adrian Bushell | CB | 17 | DeMarcus Topp | 5-10 | 207 | WR | RS SR | Paducah, Ky. (Paducah-Tilghman) |
| 44 | B.J. Butler | DE | 18 | Titus Teague | 5-11 | 174 | CB | RS JR | Ponoma, Calif. (Ponoma) |
| 18 | Gerald Christian | TE | 18 | Gerald Christian | 6-3 | 260 | TE | RS SO | Palm Beach Gardens, Fla. (Florida) |
| 4 | Robert Clark | WR | 19 | Terell Floyd | 5-10 | 201 | CB | SO | Fort Pierce, Fla. (Port St. Lucie) |
| 7 | Damian Copeland | WR | 19 | Jerry Arlinghaus | 6-4 | 197 | QB | RS FR | Covington, Ky. (Holy Cross) |
| 88 | Jarrett Davis | WR | 20 | Corvin Lamb | 5-9 | 216 | RB | RS FR | Miami, Fla. (Northwestern) |
| 52 | Nick Dawson | LB | 21 | Adrian Bushell | 5-11 | 184 | CB | RS SR | DeSoto, Texas (Cedar Valley CC) |
| 95 | Dominique Dishman | DT | 22 | Jordon Paschal | 5-8 | 182 | CB | RS SO | Trotwood, Ohio (Trotwood-Madison) |
| 37 | Tyon Dixon | LB | 23 | Brandon Radcliff | 5-9 | 220 | RB | FR | Miami, Fla. (Miami Norland) |
| 87 | Kai Dominquez | WR | 24 | Daniel Brown | 6-1 | 234 | LB | RS SR | Atlanta, Ga. (Douglass) |
| 33 | Grant Donovan | LS | 25 | Calvin Pryor | 6-2 | 210 | S | SO | Port St. Joe, Fla. (Port St. Joe) |
| 90 | B.J. Dubose | DE | 26 | Zed Evans | 5-11 | 187 | CB | RS JR | Seagoville, Texas (Seagoville) |
| 92 | Brandon Dunn | DT | 27 | Jermaine Reve | 6-0 | 182 | S | RS FR | Miami, Fla. (Northwestern) |
| 34 | George Durant | LB | 28 | Jeremy Wright | 5-11 | 205 | RB | RS JR | Clermont, Fla. (East Lake) |
| 36 | Bo Eggers | FB | 29 | Stephen Goodwin | 6-0 | 191 | WR | RS JR | Louisville, Ky. (St. Xavier) |
| 78 | Aaron Epps | OT | 29 | Hakeem Smith | 6-1 | 180 | S | RS JR | Jonesboro, Ga. (Riverdale) |
| 26 | Zed Evans | CB | 30 | Kamal Hogan | 6-0 | 209 | S | RS SO | Montvale, N.J. (St. Joseph's Regional) |
| 19 | Terell Floyd | CB | 31 | Champ Lee | 6-0 | 217 | LB | RS JR | Lakeland, Fla. (Lake Gibson) |
| 38 | Thaddeus Franklin | LB | 32 | Senorise Perry | 6-0 | 198 | RB | JR | Summerville, Ga. (Chattooga) |
| 3 | Charles Gaines | WR | 32 | Alex Witcpalek | 5-11 | 205 | S | RS JR | Oswego, Ill. (Oswego) |
| 77 | Abraham Garcia | OL | 33 | Grant Donovan | 6-1 | 227 | LS | JR | Louisville, Ky. (Male) |
| 11 | Will Gardner | QB | 33 | Jordan Streeter | 5-9 | 164 | DB | RS FR | Florence, Ky. (Highlands) |
| 29 | Stephen Goodwin | WR | 34 | George Durant | 6-0 | 234 | LB | RS JR | St. Petersburg, Fla. (Boca Ciega) |
| 42 | Jalen Harrington | LB | 35 | Devontre Parnell | 5-11 | 163 | DB | FR | Winnsboro, S.C. (Fairfield Central) |
| 2 | Michaelee Harris | WR | 36 | Bo Eggers | 6-0 | 240 | FB | RS SR | Louisville, Ky. (Manual) |
| 48 | Nick Heuser | FB | 36 | Kevin Houchins | 5-11 | 175 | DB | FR | South Euclid, Ohio (Brush) |
| 30 | Kamal Hogan | S | 37 | Tyon Dixon | 5-11 | 211 | LB | RS SO | Cincinnati, Ohio (Colerain) |
| 8 | Gerod Holliman | S | 38 | Thaddeus Franklin | 5-10 | 207 | LB | RS SO | Versailles, Ky. (Tates Creek) |
| 36 | Kevin Houchins | DB | 40 | Joshua Appleby | 6-3 | 230 | K | FR | Athens, Ala. (East Limestone) |
| 83 | Ryan Hubbell | TE | 41 | Matthew Nakatani | 5-8 | 175 | K | RS SO | Shelbyville, Ky. (Shelby County) |
| 15 | Andrew Johnson | CB | 42 | Jalen Harrington | 6-2 | 231 | LB | RS FR | Fern Creek, Ky. (Fern Creek) |
| 8 | Ryan Johnson | P | 42 | Tyler Sharp | 5-10 | 229 | FB | RS FR | Louisville, Ky. (Butler) |
| 68 | Kamran Joyer | OL | 43 | Deon Rogers | 6-2 | 192 | LB | JR | Port St. Lucie, Fla. (Treasure Coast) |
| 62 | T.C. Klusman | OL | 44 | B.J. Butler | 6-2 | 275 | DE | JR | Kissimmee, Fla. (Osceola) |
| 66 | Alex Kupper | OL | 45 | John Wallace | 6-0 | 188 | P/K | RS FR | Cecilia, Ky. (Central Hardin) |
| 20 | Corvin Lamb | RB | 45 | Mitchell Nelson | 6-0 | 185 | CB | RS FR | Louisville, Ky. (Male) |
| 31 | Champ Lee | LB | | | | | | | |
| 74 | Ryan Mack | OL | | | | | | | |
| 35 | Raby Malemusa | DB | | | | | | | |
| 60 | Joe Manley | OL | | | | | | | |

2012 NUMERICAL ROSTER

| | | | | | | |
|----|----------------------|------|-----|----|-------|---|
| 45 | Raby Malemusa | 5-5 | 165 | DB | RS JR | Louisville, Ky. (Waggener) |
| 46 | Lamar Atkins | 5-11 | 210 | LB | FR | Miami Fla. (Miami Norland) |
| 47 | Chris Zelli | 5-11 | 233 | LB | RS SR | Jeffersonville, Ind. (Jeffersonville) |
| 47 | Anthony Branch | 5-10 | 177 | CB | RS JR | Louisville, Ky. (DuPont Manual) |
| 48 | Nick Heuser | 6-0 | 236 | FB | RS SR | Louisville, Ky. (St. Xavier) |
| 48 | Deiontrez Mount | 6-5 | 243 | LB | SO | Fort Walton Beach, Fla. (Fort Walton Beach) |
| 49 | Jarel McGriff-Culver | 5-11 | 205 | FB | RS SO | Downers Grove, Ill. (Downers Grove North) |
| 50 | Mike Addesa | 5-11 | 213 | LB | RS JR | Brandenburg, Ky. (Meade County) |
| 52 | Nick Dawson | 6-3 | 228 | LB | FR | Charlotte, N.C. (Phillip O Berry) |
| 53 | Jake Smith | 6-4 | 314 | OG | RS SO | Jacksonville, Ala. (Jacksonville) |
| 54 | Mike Romano | 6-4 | 295 | C | RS FR | Port St. Lucie, Fla. (Treasure Coast) |
| 55 | Mario Benvides | 6-4 | 300 | C | RS SR | Los Fresnos, Texas (Los Fresnos) |
| 58 | Andrew Polston | 6-6 | 255 | DL | SO | Louisville, Ky. (St. Xavier) |
| 60 | Joe Manley | 6-6 | 335 | OL | FR | Bowling Green, Ky. (Bowling Green) |
| 62 | T.C. Klusman | 6-3 | 270 | OL | FR | Cincinnati, Ohio (Elder) |
| 63 | Josh Stearns | 6-1 | 251 | OL | RS FR | Louisville, Ky. (DuPont Manual) |
| 64 | David Noltemeyer | 6-4 | 306 | OL | SO | Louisville, Ky. (Kentucky) |
| 66 | Alex Kupper | 6-3 | 296 | OL | RS SR | Louisville, Ky. (Trinity) |
| 68 | Kamran Joyer | 6-3 | 282 | OL | RS JR | Tampa, Fla. (Wesley Chapel) |
| 69 | Chris Walker | 6-3 | 299 | OL | RS JR | Louisville, Ky. (Ballard) |
| 70 | John Miller | 6-2 | 313 | OL | SO | Miami, Fla. (Central) |
| 71 | Chris Acosta | 6-3 | 289 | OL | RS SO | Miami, Fla. (Hialeah) |
| 72 | Hunter Stout | 6-4 | 285 | DT | RS JR | Tampa, Fla. (Wharton) |
| 74 | Ryan Mack | 6-5 | 308 | OL | RS FR | Memphis, Tenn. (Wooddale) |
| 75 | Sid Anvoots | 6-2 | 285 | OL | FR | Indianapolis, Ind. (Bishop Chatard) |
| 76 | Chase Petersen | 6-4 | 295 | OL | RS FR | Bentonville, Ark. (Bentonville) |
| 77 | Abraham Garcia | 6-5 | 345 | OL | FR | Fort Lauderdale, Fla. (University) |
| 78 | Aaron Epps | 6-7 | 274 | OT | RS FR | Tucker, Ga. (Tucker) |
| 79 | Jamon Brown | 6-6 | 340 | OT | SO | Fern Creek, Ky. (Fern Creek) |
| 80 | Zeke Pike | 6-6 | 230 | TE | FR | Edgewood, Ky. (Dixie Heights) |
| 81 | Chris White | 6-4 | 243 | TE | RS JR | Elizabethtown, Ky. (John Hardin) |
| 82 | Eli Rogers | 5-10 | 185 | WR | SO | Miami, Fla. (Northwestern) |
| 83 | Ryan Hubbell | 6-5 | 225 | TE | RS SO | Council Bluffs, Iowa (Iowa Western) |
| 84 | Aaron Nance | 6-3 | 220 | TE | RS SO | Louisville, Ky. (Seneca) |
| 85 | Nate Nord | 6-5 | 250 | TE | RS SR | Boca Raton, Fla. (West Boca Raton) |
| 86 | Matt Milton | 6-5 | 208 | WR | RS SO | Belleville, Ill. (Tennessee) |
| 87 | Kai Dominquez | 6-0 | 189 | WR | RS SO | Montvale, N.J. (St. Joseph's Regional) |
| 88 | Jarrett Davis | 5-9 | 174 | WR | JR | Tyrone, Ga. (Sandy Creek) |
| 89 | Scott Radcliff | 5-10 | 185 | WR | SR | Louisville, Ky. (Trinity) |
| 91 | Marcus Smith | 6-3 | 256 | DE | JR | Columbus, Ga. (Hardaway) |
| 92 | Brandon Dunn | 6-3 | 285 | DT | JR | Louisville, Ky. (Pleasure Ridge Park) |
| 93 | Roy Philon | 6-3 | 290 | DT | RS JR | Lexington, Ky. (Bryan Station) |
| 94 | Lorenzo Mauldin | 6-4 | 240 | DE | SO | Atlanta, Ga. (Maynard Jackson) |
| 95 | Dominique Dishmon | 6-2 | 296 | DT | RS FR | Lexington, Ky. (Paul Louis Dunbar) |
| 96 | Pedro Sibiea | 6-3 | 275 | DT | FR | Homestead, Fla. (Homestead) |
| 97 | DeAngelo Brown | 6-0 | 310 | DT | FR | Savannah, Ga. (Savannah Christian) |
| 98 | Sheldon Rankins | 6-2 | 280 | DL | FR | Covington, Ga. (Eastside) |
| 99 | Jamaine Brooks | 6-4 | 330 | DT | RS SO | Miami, Fla. (Palmetto) |

Alphabetical Roster

| | | |
|----|----------------------|-----|
| 94 | Lorenzo Mauldin | DE |
| 49 | Jarel McGriff-Culver | FB |
| 70 | John Miller | OL |
| 86 | Matt Milton | WR |
| 48 | Deiontrez Mount | LB |
| 41 | Matthew Nakatani | K |
| 84 | Aaron Nance | TE |
| 45 | Mitchell Nelson | CB |
| 64 | David Noltemeyer | OL |
| 85 | Nate Nord | TE |
| 9 | DeVante Parker | WR |
| 35 | Devonte Parnell | DB |
| 22 | Jordan Paschal | CB |
| 32 | Senorise Perry | RB |
| 76 | Chase Petersen | OL |
| 93 | Roy Philon | DT |
| 80 | Zeke Pike | TE |
| 58 | Andrew Polston | DL |
| 25 | Calvin Pryor | S |
| 23 | Brandon Radcliff | RB |
| 89 | Scott Radcliff | WR |
| 98 | Sheldon Rankins | DE |
| 27 | Jermaine Reve | S |
| 12 | Stephan Robinson | CB |
| 43 | Deon Rogers | LB |
| 82 | Eli Rogers | WR |
| 54 | Mike Romano | C |
| 96 | Pedro Sibiea | DL |
| 14 | Andrell Smith | WR |
| 29 | Hakeem Smith | S |
| 53 | Jake Smith | OG |
| 91 | Marcus Smith | DE |
| 63 | Josh Stearns | OL |
| 4 | Will Stein | QB |
| 72 | Hunter Stout | DT |
| 33 | Jordan Streater | DB |
| 18 | Titus Teague | CB |
| 17 | DeMarcus Topp | WR |
| 69 | Chris Walker | OL |
| 45 | John Wallace | P/K |
| 81 | Chris White | TE |
| 32 | Alex Witcpalek | S |
| 28 | Jeremy Wright | RB |
| 47 | Chris Zelli | LB |

The Coaching Staff

Charlie Strong (Central Arkansas '83) Head Coach, 3rd season; Vance Bedford (Texas '84) Defensive Coordinator; Shawn Watson (Southern Illinois '82), Offensive Coordinator; Dave Borbely (DePauw '81), Offensive Line; Kenny Carter (The Citadel '90), Running Backs/Special Teams; Ron Dugans (Florida State '90), Wide Receivers; Clint Hurtt (Miami (Fla.) '01, Defensive Line/Recruiting Coordinator; Brian Jean-Mary (Appalachian State '98), Linebacker; Sherrone Moore (Oklahoma '07), Tight Ends; Tommy Restivo (Georgetown '05), Defensive Backs; Clifford Snow Director of Operations; Pat Moorer (Florida '89), Director of Strength and Conditioning

Team Game By Game

| Opponent | Score | First Downs | | | | Rushing Number-Yards | Passing Comp-Att-Int | Yards | Total Offense Plays-Yards | Return Yards | TO |
|----------------|-------|-------------|-------|-------|-----|-------------------------|-------------------------|---------|------------------------------|-----------------|-----|
| | | Total | Rush | Pass | Pen | | | | | | |
| Kentucky | 32-14 | 26/24 | 12/6 | 13/16 | 1/2 | 46-219/19-93 | 22-26-0/35-51-0 | 247/280 | 72-466/70-373 | 6/142 | 0/2 |
| Missouri State | 35-7 | 25/15 | 6/4 | 18/8 | 1/3 | 37-131/31-99 | 30-40-0/16-28-1 | 344/150 | 77-475/59-249 | 88/106 | 1/2 |
| North Carolina | 39-34 | 27/20 | 14/4 | 13/14 | 0/2 | 43-183/17-47 | 23-28-0/26-41-1 | 279/363 | 71-462/58-410 | 104/161 | 1/2 |
| FIU | 28-21 | 21/17 | 7/7 | 11/9 | 3/1 | 31-129/34-128 | 19-36-2/19-26-0 | 194/198 | 67-323/60-326 | 76/162 | 2/1 |
| Southern Miss | 21-17 | 17/13 | 11/10 | 4/2 | 2/1 | 50-184/48-224 | 10-14-1/2-9-0 | 85/25 | 64-269/57-249 | 71/157 | 2/1 |
| Pittsburgh | 45-35 | 19/22 | 7/9 | 10/11 | 2/2 | 31-156/34-93 | 17-27-0/28-37-0 | 304/287 | 58-460/71-380 | 55/249 | 0/0 |
| USF | | | | | | | | | | | |
| Cincinnati | | | | | | | | | | | |
| Temple | | | | | | | | | | | |
| Syracuse | | | | | | | | | | | |
| Connecticut | | | | | | | | | | | |
| Rutgers | | | | | | | | | | | |

| Opponent | 3rd Down Conv. | 4th Down Conv. | Time of Possession | TOP Margin | Avg Yds/Rush | Avg Yds/Comp | Avg Yds/Play | Punting Number-Avg | Penalties Number-Yards | Sacks |
|----------------|-------------------|-------------------|-----------------------|---------------|-----------------|-----------------|-----------------|-----------------------|---------------------------|-------|
| | | | | | | | | | | |
| Missouri State | 10-16/4-13 | 1-1/2-3 | 33:46/26:14 | 7:32 | 3.5/3.2 | 8.6/5.4 | 6.2/4.2 | 3-43.0/5-42.0 | 9-87/5-32 | 1/2 |
| North Carolina | 6-12/6-11 | 0-1/0-1 | 38:24/21:36 | 16:48 | 4.3/2.8 | 10.0/8.9 | 6.5/7.1 | 2-28.5/3-35.3 | 6-53/6-38 | 0/3 |
| FIU | 8-14/5-10 | 1-1/0-2 | 29:37/30:23 | -0:46 | 4.2/3.8 | 5.4/7.6 | 4.8/5.4 | 3-38.0/3-41.3 | 5-45/11-86 | 1/0 |
| Southern Miss | 8-14/2-12 | 1-1/0-1 | 35:22/24:38 | 10:44 | 3.7/4.7 | 6.1/2.8 | 4.2/4.4 | 4-45.5/4-33.8 | 5-29/2-30 | 1/3 |
| Pittsburgh | 7-12/8-14 | 1-1/0-3 | 27:58/32:02 | -4:04 | 5.0/2.7 | 11.3/7.8 | 7.9/5.4 | 4-30.0/2-25.0 | 7-64/5-40 | 5/2 |
| USF | | | | | | | | | | |
| Cincinnati | | | | | | | | | | |
| Temple | | | | | | | | | | |
| Syracuse | | | | | | | | | | |
| Connecticut | | | | | | | | | | |
| Rutgers | | | | | | | | | | |

Starters

| OFFENSE | LT | LG | C | RG | RT | WR/TE | WR/TE | WR/FB | WR | RB | QB |
|----------------|--------|--------|-----------|----------|----------|----------|----------|----------------|----------|--------|-------------|
| Kentucky | Kupper | Miller | Benavides | J. Smith | J. Brown | Hubbell | Nord | Heuser | Copeland | Wright | Bridgewater |
| Missouri State | Kupper | Miller | Benavides | J. Smith | J. Brown | Nord | Copeland | Parker | Radcliff | Wright | Bridgewater |
| North Carolina | Kupper | Miller | Benavides | J. Smith | J. Brown | A. Smith | Copeland | McGriff-Culver | Radcliff | Wright | Bridgewater |
| FIU | Kupper | Miller | Benavides | J. Smith | J. Brown | Nord | Copeland | A. Smith | Radcliff | Wright | Bridgewater |
| Southern Miss | Kupper | Miller | Benavides | J. Smith | J. Brown | Nord | Copeland | Heuser | A. Smith | Wright | Bridgewater |
| Pittsburgh | Kupper | Joyer | Benavides | J. Smith | J. Brown | Nord | Hubbell | Copeland | A. Smith | Wright | Bridgewater |
| USF | | | | | | | | | | | |
| Cincinnati | | | | | | | | | | | |
| Temple | | | | | | | | | | | |
| Syracuse | | | | | | | | | | | |
| Connecticut | | | | | | | | | | | |
| Rutgers | | | | | | | | | | | |

| DEFENSE | DE | DT | NT | DE | WLB | MLB | SLB | CB | FS | SS | CB | NB |
|----------------|----------|---------|------|---------|----------|----------|--------|-------|-------|----------|---------|---------|
| Kentucky | M. Smith | Philon | Dunn | Dubose | D. Brown | P. Brown | n/a | Floyd | Pryor | H. Smith | Johnson | Bushell |
| Missouri State | M. Smith | Rankins | Dunn | Dubose | D. Brown | P. Brown | n/a | Floyd | Pryor | H. Smith | Johnson | Bushell |
| North Carolina | M. Smith | n/a | Dunn | Dubose | D. Brown | P. Brown | Durant | Floyd | Pryor | H. Smith | Johnson | Bushell |
| FIU | M. Smith | Butler | Dunn | Mauldin | D. Brown | P. Brown | n/a | Floyd | Pryor | H. Smith | Johnson | Bushell |
| Southern Miss | M. Smith | n/a | Dunn | Dubose | Burgess | P. Brown | Durant | Floyd | Pryor | H. Smith | Bushell | Reve |
| Pittsburgh | M. Smith | Philon | Dunn | Mauldin | K. Brown | P. Brown | Durant | Floyd | Pryor | H. Smith | Bushell | n/a |
| USF | | | | | | | | | | | | |
| Cincinnati | | | | | | | | | | | | |
| Temple | | | | | | | | | | | | |
| Syracuse | | | | | | | | | | | | |
| Connecticut | | | | | | | | | | | | |
| Rutgers | | | | | | | | | | | | |

INDIVIDUAL STATISTICS

| RUSHING PERRY, Seniorse | | | | | | RUSHING WRIGHT, Jeremy | | | | | | RUSHING LAMB, Corvin | | | | | | RUSHING BROWN, Dominique | | | | | | |
|----------------------------|-----------|------------|------------|-----------|----------|---------------------------|-----------|------------|------------|-----------|----------|-------------------------|----------|-----------|-------------|----------|----------|-----------------------------|----------|----------|----------|----------|----------|---|
| Opp | Rush | Yds | Avg | Lng | TD | Opp | Rush | Yds | Avg | Lng | TD | Opp | Rush | Yds | Avg | Lng | TD | Opp | Rush | Yds | Avg | Lng | TD | |
| UK | 16 | 108 | 6.8 | 47 | 1 | UK | 22 | 105 | 4.8 | 20 | 3 | UK | - | - | - | - | - | - | UK | - | - | - | - | - |
| Miss. St. | 19 | 72 | 3.8 | 12 | 1 | Miss. St. | 10 | 43 | 4.3 | 8 | 0 | Miss. St. | 1 | 1 | 1.0 | 1 | 1 | Miss. St. | - | - | - | - | - | |
| UNC | 16 | 86 | 5.4 | 13 | 1 | UNC | 20 | 114 | 5.7 | 21 | 1 | UNC | - | - | - | - | - | UNC | - | - | - | - | - | |
| FIU | 11 | 74 | 6.7 | 24 | 0 | FIU | 14 | 43 | 3.1 | 7 | 1 | FIU | - | - | - | - | - | FIU | - | - | - | - | - | |
| USM | 22 | 118 | 5.4 | 20 | 2 | USM | 20 | 84 | 4.2 | 20 | 0 | USM | - | - | - | - | - | USM | - | - | - | - | - | |
| Pitt | 12 | 101 | 8.4 | 59 | 4 | Pitt | 13 | 61 | 4.7 | 12 | 1 | Pitt | 1 | -2 | -2.0 | -2 | 0 | Pitt | - | - | - | - | - | |
| USF | | | | | | USF | | | | | | USF | | | | | | USF | | | | | | |
| UC | | | | | | UC | | | | | | UC | | | | | | UC | | | | | | |
| Temple | | | | | | Temple | | | | | | Temple | | | | | | Temple | | | | | | |
| SU | | | | | | SU | | | | | | SU | | | | | | SU | | | | | | |
| UConn | | | | | | UConn | | | | | | UConn | | | | | | UConn | | | | | | |
| RU | | | | | | RU | | | | | | RU | | | | | | RU | | | | | | |
| Total | 96 | 559 | 5.8 | 59 | 4 | Total | 99 | 450 | 4.5 | 21 | 6 | Total | 2 | -1 | -0.5 | 1 | 1 | Total | - | - | - | - | - | |

| RUSHING BRIDGEWATER, Teddy | | | | | | RUSHING STEIN, Will | | | | | | RUSHING RADCLIFF, Brandon | | | | | |
|-------------------------------|-----------|----------|------------|----------|----------|------------------------|----------|----------|------------|----------|----------|------------------------------|----------|----------|----------|----------|----------|
| Opp | Rush | Yds | Avg | Lng | TD | Opp | Rush | Yds | Avg | Lng | TD | Opp | Rush | Yds | Avg | Lng | TD |
| UK | 5 | 8 | 1.6 | 6 | 0 | UK | 2 | 0 | 0.0 | 2 | 0 | UK | - | - | - | - | - |
| Miss. St. | 7 | 15 | 2.1 | 8 | 0 | Miss. St. | - | - | - | - | - | Miss. St. | - | - | - | - | - |
| UNC | 6 | -15 | -2.5 | 9 | 0 | UNC | - | - | - | - | - | UNC | - | - | - | - | - |
| FIU | 4 | 16 | 4.0 | 9 | 1 | FIU | - | - | - | - | - | FIU | - | - | - | - | - |
| USM | 6 | -14 | -2.3 | 4 | 0 | USM | - | - | - | - | - | USM | - | - | - | - | - |
| Pitt | 4 | -2 | -0.5 | 5 | 0 | Pitt | - | - | - | - | - | Pitt | - | - | - | - | - |
| USF | | | | | | USF | | | | | | USF | | | | | |
| UC | | | | | | UC | | | | | | UC | | | | | |
| Temple | | | | | | Temple | | | | | | Temple | | | | | |
| SU | | | | | | SU | | | | | | SU | | | | | |
| UConn | | | | | | UConn | | | | | | UConn | | | | | |
| RU | | | | | | RU | | | | | | RU | | | | | |
| Total | 32 | 8 | 0.2 | 9 | 1 | Total | 2 | 0 | 0.0 | 2 | 0 | Total | - | - | - | - | - |

| STEIN, Will | | | | | | | | |
|--------------|----------|----------|----------|-------------|-----------|----------|----------|--------------|
| | Att | Comp | Int | Pct | Yds | TD | Lng | Effic |
| UK | 5 | 3 | 0 | 60.0 | 15 | 0 | 9 | 85.2 |
| Miss. St. | - | - | - | - | - | - | - | - |
| UNC | - | - | - | - | - | - | - | - |
| FIU | - | - | - | - | - | - | - | - |
| USM | 1 | 1 | 0 | 100.0 | 0 | 0 | 0 | 100.0 |
| Pitt | - | - | - | - | - | - | - | - |
| USF | | | | | | | | |
| UC | | | | | | | | |
| Temple | | | | | | | | |
| SU | | | | | | | | |
| UConn | | | | | | | | |
| RU | | | | | | | | |
| Total | 6 | 4 | 0 | 66.7 | 15 | 0 | 9 | 87.67 |

| BRIDGEWATER, Teddy | | | | | | | | | RECEIVING COPELAND, Damian | | | | | | RECEIVING SMITH, Andreil | | | | | |
|--------------------|------------|------------|----------|-------------|--------------|----------|-----------|---------------|-------------------------------|-----------|------------|------------|-----------|----------|-----------------------------|-----------|------------|-------------|-----------|----------|
| | Att | Comp | Int | Pct | Yards | TD | Long | Effic | Opp | Rec | Yds | Avg | Lng | TD | Opp | Rec | Yds | Avg | Lng | TD |
| UK | 21 | 19 | 0 | 90.5 | 232 | 0 | 27 | 183.28 | UK | 4 | 51 | 12.8 | 23 | 0 | UK | 4 | 46 | 11.5 | 27 | 0 |
| Miss. St. | 39 | 30 | 0 | 76.9 | 344 | 2 | 55 | 167.94 | Miss. St. | 4 | 41 | 10.3 | 15 | 0 | Miss. St. | 3 | 48 | 16.0 | 21 | 0 |
| UNC | 28 | 23 | 0 | 82.1 | 279 | 3 | 36 | 201.2 | UNC | 2 | 37 | 18.5 | 26 | 0 | UNC | 2 | 45 | 22.5 | 36 | 0 |
| FIU | 36 | 19 | 2 | 52.8 | 194 | 2 | 30 | 105.27 | FIU | 3 | 21 | 7.0 | 12 | 0 | FIU | 5 | 50 | 10.0 | 16 | 1 |
| USM | 13 | 9 | 1 | 69.2 | 85 | 1 | 29 | 134.15 | USM | 3 | 12 | 4.0 | 9 | 0 | USM | - | - | - | - | - |
| Pitt | 26 | 17 | 0 | 65.4 | 304 | 1 | 75 | 176.29 | Pitt | 2 | 7 | 3.5 | 6 | 0 | Pitt | 1 | 31 | 31.0 | 31 | 0 |
| USF | | | | | | | | | USF | | | | | | USF | | | | | |
| UC | | | | | | | | | UC | | | | | | UC | | | | | |
| Temple | | | | | | | | | Temple | | | | | | Temple | | | | | |
| SU | | | | | | | | | SU | | | | | | SU | | | | | |
| UConn | | | | | | | | | UConn | | | | | | UConn | | | | | |
| RU | | | | | | | | | RU | | | | | | RU | | | | | |
| Total | 163 | 117 | 3 | 71.8 | 1,438 | 9 | 75 | 156.00 | Total | 18 | 168 | 9.4 | 26 | 0 | Total | 15 | 220 | 14.7 | 36 | 1 |

RECEIVING

PARKER, DeVante

| Opp | Rec | Yds | Avg | Lng | TD |
|-----------|-----|-----|------|-----|----|
| UK | 3 | 57 | 19.0 | 26 | 0 |
| Miss. St. | 3 | 25 | 8.3 | 14 | 0 |
| UNC | - | - | - | - | - |
| FIU | 3 | 47 | 15.7 | 30 | 0 |
| USM | 2 | 37 | 18.5 | 29 | 1 |
| Pitt | 4 | 153 | 38.3 | 75 | 1 |
| USF | | | | | |
| UC | | | | | |
| Temple | | | | | |
| SU | | | | | |
| UConn | | | | | |
| RU | | | | | |
| Total | 15 | 319 | 21.3 | 75 | 2 |

RECEIVING

NORD, Nate

| Opp | Rec | Yds | Avg | Lng | TD |
|-----------|-----|-----|------|-----|----|
| UK | 3 | 19 | 6.3 | 9 | 0 |
| Miss. St. | 4 | 59 | 14.8 | 23 | 1 |
| UNC | 3 | 19 | 6.3 | 8 | 0 |
| FIU | - | - | - | - | - |
| USM | 1 | 6 | 6.0 | 6 | 0 |
| Pitt | - | - | - | - | - |
| USF | | | | | |
| UC | | | | | |
| Temple | | | | | |
| SU | | | | | |
| UConn | | | | | |
| RU | | | | | |
| Total | 11 | 103 | 9.4 | 23 | 1 |

RECEIVING

ROGERS, Eli

| Opp | Rec | Yds | Avg | Lng | TD |
|-----------|-----|-----|------|-----|----|
| UK | 2 | 24 | 12.0 | 16 | 0 |
| Miss. St. | 6 | 30 | 5.0 | 9 | 0 |
| UNC | 1 | 15 | 15.0 | 15 | 1 |
| FIU | - | - | - | - | - |
| USM | 1 | 7 | 7.0 | 7 | 0 |
| Pitt | 1 | 29 | 29.0 | 29 | 0 |
| USF | | | | | |
| UC | | | | | |
| Temple | | | | | |
| SU | | | | | |
| UConn | | | | | |
| RU | | | | | |
| Total | 11 | 105 | 9.5 | 29 | 1 |

RECEIVING

WRIGHT, Jeremy

| Opp | Rec | Yds | Avg | Lng | TD |
|-----------|-----|-----|------|-----|----|
| UK | 2 | 21 | 10.5 | 12 | 0 |
| Miss. St. | 1 | 12 | 12.0 | 12 | 0 |
| UNC | 4 | 26 | 6.5 | 15 | 0 |
| FIU | 2 | 25 | 12.5 | 14 | 0 |
| USM | - | - | - | - | - |
| Pitt | 4 | 18 | 4.5 | 7 | 0 |
| USF | | | | | |
| UC | | | | | |
| Temple | | | | | |
| SU | | | | | |
| UConn | | | | | |
| RU | | | | | |
| Total | 13 | 102 | 7.8 | 15 | 0 |

RECEIVING

RADCLIFF, Scott

| Opp | Rec | Yds | Avg | Lng | TD |
|-----------|-----|-----|------|-----|----|
| UK | 2 | 7 | 3.5 | 4 | 0 |
| Miss. St. | 1 | 13 | 13.0 | 13 | 0 |
| UNC | 1 | 11 | 11.0 | 11 | 0 |
| FIU | 3 | 29 | 9.7 | 13 | 0 |
| USM | 1 | 3 | 3.0 | 3 | 0 |
| Pitt | 1 | 13 | 13.0 | 13 | 0 |
| USF | | | | | |
| UC | | | | | |
| Temple | | | | | |
| SU | | | | | |
| UConn | | | | | |
| RU | | | | | |
| Total | 9 | 76 | 8.4 | 13 | 0 |

RECEIVING

DAVIS, Jarrett

| Opp | Rec | Yds | Avg | Lng | TD |
|-----------|-----|-----|------|-----|----|
| UK | 1 | 12 | 12.0 | 12 | 0 |
| Miss. St. | - | - | - | - | - |
| UNC | - | - | - | - | - |
| FIU | - | - | - | - | - |
| USM | - | - | - | - | - |
| Pitt | - | - | - | - | - |
| USF | | | | | |
| UC | | | | | |
| Temple | | | | | |
| SU | | | | | |
| UConn | | | | | |
| RU | | | | | |
| Total | 1 | 12 | 12.0 | 12 | 0 |

RECEIVING

PERRY, Seniorise

| Opp | Rec | Yds | Avg | Lng | TD |
|-----------|-----|-----|------|-----|----|
| UK | 1 | 10 | 10.0 | 10 | 0 |
| Miss. St. | 4 | 41 | 10.3 | 13 | 0 |
| UNC | 2 | 34 | 17.0 | 27 | 0 |
| FIU | 1 | 11 | 11.1 | 11 | 0 |
| USM | - | - | - | - | - |
| Pitt | 2 | 17 | 8.5 | 14 | 0 |
| USF | | | | | |
| UC | | | | | |
| Temple | | | | | |
| SU | | | | | |
| UConn | | | | | |
| RU | | | | | |
| Total | 10 | 113 | 11.3 | 27 | 0 |

RECEIVING

HUBBELL, Ryan

| Opp | Rec | Yds | Avg | Lng | TD |
|-----------|-----|-----|------|-----|----|
| UK | - | - | - | - | - |
| Miss. St. | 1 | 2 | 2.0 | 2 | 1 |
| UNC | 2 | 10 | 5.0 | 6 | 0 |
| FIU | - | - | - | - | - |
| USM | 1 | 15 | 15.0 | 15 | 0 |
| Pitt | 1 | 24 | 24.0 | 24 | 0 |
| USF | | | | | |
| UC | | | | | |
| Temple | | | | | |
| SU | | | | | |
| UConn | | | | | |
| RU | | | | | |
| Total | 5 | 51 | 10.2 | 24 | 1 |

RECEIVING

GAINES, Charles

| Opp | Rec | Yds | Avg | Lng | TD |
|-----------|-----|-----|------|-----|----|
| UK | - | - | - | - | - |
| Miss. St. | 3 | 73 | 24.3 | 55 | 0 |
| UNC | 5 | 78 | 15.6 | 32 | 1 |
| FIU | - | - | - | - | - |
| USM | - | - | - | - | - |
| Pitt | 1 | 12 | 12.0 | 12 | 0 |
| USF | | | | | |
| UC | | | | | |
| Temple | | | | | |
| SU | | | | | |
| UConn | | | | | |
| RU | | | | | |
| Total | 9 | 163 | 18.1 | 55 | 1 |

RECEIVING

HEUSER, Nick

| Opp | Rec | Yds | Avg | Lng | TD |
|-----------|-----|-----|-----|-----|----|
| UK | - | - | - | - | - |
| Miss. St. | - | - | - | - | - |
| UNC | 1 | 4 | 4.0 | 4 | 1 |
| FIU | 2 | 11 | 5.5 | 8 | 1 |
| USM | 1 | 5 | 5.0 | 5 | 0 |
| Pitt | - | - | - | - | - |
| USF | | | | | |
| UC | | | | | |
| Temple | | | | | |
| SU | | | | | |
| UConn | | | | | |
| RU | | | | | |
| Total | 4 | 20 | 5.0 | 8 | 2 |

PUNTING

APPLEBY, Josh

| Opp | No | Yds | Avg | Lng | I20 |
|-----------|----|-----|------|-----|-----|
| UK | 2 | 84 | 42.0 | 51 | 1 |
| Miss. St. | - | - | - | - | - |
| UNC | - | - | - | - | - |
| FIU | - | - | - | - | - |
| USM | - | - | - | - | - |
| Pitt | - | - | - | - | - |
| USF | | | | | |
| UC | | | | | |
| Temple | | | | | |
| SU | | | | | |
| UConn | | | | | |
| RU | | | | | |
| Total | 2 | 84 | 42.0 | 51 | 1 |

PUNTING

JOHNSON, Ryan

| Opp | No | Yds | Avg | Lng | I20 |
|-----------|----|-----|------|-----|-----|
| UK | 2 | 87 | 43.5 | 46 | 1 |
| Miss. St. | 3 | 129 | 43.0 | 53 | 3 |
| UNC | 1 | 57 | 57.0 | 57 | 1 |
| FIU | 3 | 114 | 38.0 | 42 | 1 |
| USM | 4 | 182 | 45.5 | 50 | 1 |
| Pitt | 3 | 120 | 40.0 | 44 | 0 |
| USF | | | | | |
| UC | | | | | |
| Temple | | | | | |
| SU | | | | | |
| UConn | | | | | |
| RU | | | | | |
| Total | 16 | 689 | 43.1 | 57 | 7 |

Tackles Game-By-Game Statistics

| TOTAL TACKLES | UA-A | TOT | UK | MSU | UNC | FIU | USM | PITT | USF | UC | TEM | SU | UCONN | RUT |
|---------------------------|-------|-----|-----|-----|-----|-----|-----|------|-----|----|-----|----|-------|-----|
| PRYOR, Calvin, S | 27-19 | 46 | 7-2 | 7-2 | 4-2 | 3-2 | 3-6 | 3-5 | | | | | | |
| BUSHELL, Adrian, CB | 21-11 | 32 | 3-1 | 1-2 | 5-3 | 5-2 | 1-3 | 6-0 | | | | | | |
| SMITH, Hakeem, S | 20-12 | 32 | 8-2 | 3-3 | 0-3 | 2-0 | 3-2 | 4-2 | | | | | | |
| BROWN, Preston, LB | 15-13 | 28 | 3-3 | 0-1 | 3-2 | 4-1 | 3-5 | 2-1 | | | | | | |
| FLOYD, Terell, CB | 19-6 | 25 | 5-1 | 2-0 | 2-2 | 3-0 | 3-0 | 4-3 | | | | | | |
| BROWN, Keith, LB | 7-16 | 23 | - | DNP | DNP | 1-1 | 1-8 | 5-7 | | | | | | |
| BROWN, Daniel, LB | 6-11 | 17 | 2-2 | 1-6 | 1-2 | 2-1 | DNP | DNP | | | | | | |
| DURANT, George, LB | 6-10 | 16 | - | 2-2 | 1-1 | 1-0 | 1-7 | 1-0 | | | | | | |
| JOHNSON, Andrew, CB | 15-0 | 15 | 3-0 | 2-0 | 4-0 | 2-0 | DNP | 4-0 | | | | | | |
| MAULDIN, Lorenzo, DE | 6-8 | 14 | 1-0 | 1-3 | 1-0 | 0-1 | 1-1 | 2-3 | | | | | | |
| DUNN, Brandon, DT | 9-3 | 12 | - | - | 1-0 | 1-1 | 2-1 | 5-1 | | | | | | |
| MOUNT, Deiontrez, DE | 5-6 | 11 | 1-1 | 1-2 | 1-1 | 1-0 | 0-2 | 1-0 | | | | | | |
| SMITH, Marcus, DE | 6-4 | 10 | 1-1 | - | - | 4-1 | 1-1 | 0-1 | | | | | | |
| LEE, Champ, LB | 4-6 | 10 | - | 1-2 | - | 1-0 | 0-3 | 2-1 | | | | | | |
| PHILON, Roy, DT | 4-5 | 9 | - | 0-2 | - | 1-0 | 1-2 | 2-1 | | | | | | |
| REVE, Jermaine, CB | 7-2 | 9 | 3-0 | 0-1 | - | 2-0 | - | 2-1 | | | | | | |
| BURGESS, James, LB | 5-4 | 9 | 2-2 | - | 1-0 | 2-1 | 0-1 | DNP | | | | | | |
| PASCHAL, Jordon, CB | 6-2 | 8 | 3-0 | 1-0 | 1-2 | - | - | 1-0 | | | | | | |
| BUTLER, B.J., DE | 5-2 | 7 | 1-1 | 2-0 | - | 2-1 | - | - | | | | | | |
| ROGERS, Deon, LB | 6-1 | 7 | - | 2-0 | 2-0 | 2-0 | 0-1 | - | | | | | | |
| DUBOSE, B.J., DE | 3-4 | 7 | - | 1-1 | 0-1 | 1-1 | 1-1 | DNP | | | | | | |
| BROOKS, Jamaine, DT | 3-3 | 6 | - | 0-2 | DNP | 2-0 | 1-0 | 0-1 | | | | | | |
| EVANS, Zed, CB | 3-3 | 6 | - | 1-0 | 1-0 | - | - | 1-3 | | | | | | |
| TOPP, DeMarcus, WR | 4-1 | 5 | DNP | 1-0 | 2-0 | - | 1-1 | DNP | | | | | | |
| BROWN, DeAngelo, DT | 4-1 | 5 | DNP | 3-1 | - | DNP | 1-0 | - | | | | | | |
| TEAGUE, Titus, CB | 2-2 | 4 | - | 1-0 | 0-2 | 1-0 | - | - | | | | | | |
| RANKINS, Sheldon, DT | 0-4 | 4 | - | 0-3 | - | DNP | 0-1 | DNP | | | | | | |
| MCGRIFF-CULVER, Jarel, FB | 3-1 | 4 | 2-0 | - | - | 0-1 | - | 1-0 | | | | | | |
| HARRINGTON, Jalen, LB | 1-2 | 3 | - | DNP | DNP | - | 1-2 | - | | | | | | |
| PERRY, Seniorise, RB | 1-1 | 2 | 1-0 | - | 0-1 | - | - | - | | | | | | |
| HOLLIMAN, Gerod, S | 1-1 | 2 | DNP | 0-1 | 1-0 | - | DNP | DNP | | | | | | |
| WALLACE, John, K | 1-0 | 1 | 1-0 | DNP | - | - | - | - | | | | | | |
| DONOVAN, Grant, LS | 1-0 | 1 | - | - | - | - | - | 1-0 | | | | | | |
| WRIGHT, Jeremy, RB | 1-0 | 1 | - | - | - | - | 1-0 | - | | | | | | |

Sacks Game-By-Game Statistics

| SACKS | UA-A | TOT | UK | MSU | UNC | FIU | USM | PITT | USF | UC | TEM | SU | UCONN | RUT |
|----------------------|------|-----|-------|--------|-----|-------|-------|--------|-----|----|-----|----|-------|-----|
| MAULDIN, Lorenzo, DT | 2-1 | 2.5 | - | 1.0-11 | - | - | - | 1.5-10 | | | | | | |
| FLOYD, Terell, CB | 2-0 | 2.0 | 1.0-7 | - | - | - | - | 1.0-5 | | | | | | |
| PHILON, Roy, DE | 1-1 | 1.5 | - | - | - | 1.0-6 | - | 0.5-4 | | | | | | |
| MOUNT, Deiontrez, DE | 1-1 | 1.5 | - | - | - | - | 0.5-7 | 1.0-6 | | | | | | |
| BUTLER, B.J., DE | 1-0 | 1.0 | 1.0-6 | - | - | - | - | - | | | | | | |
| DUNN, Brandon, DT | 1-0 | 1.0 | - | - | - | - | - | 1.0-5 | | | | | | |
| DURANT, George, LB | 0-1 | 0.5 | - | - | - | - | 0.5-7 | - | | | | | | |

LOUISVILLE SCORING BY QUARTER

| OPPONENT | 1 | 2 | 3 | 4 | OT | TOT |
|-----------|----|----|----|----|----|-----|
| UK | 8 | 14 | 10 | 0 | 0 | 32 |
| Miss. St. | 11 | 7 | 7 | 10 | 0 | 35 |
| UNC | 15 | 21 | 0 | 3 | 0 | 39 |
| FIU | 7 | 7 | 7 | 7 | 0 | 28 |
| USM | 6 | 6 | 3 | 6 | 0 | 21 |
| Pitt | 7 | 10 | 21 | 7 | 0 | 48 |
| USF | | | | | | |
| UC | | | | | | |
| Temple | | | | | | |
| SU | | | | | | |
| UConn | | | | | | |
| RU | | | | | | |
| Total | 54 | 65 | 48 | 33 | 0 | 200 |

OPPONENTS SCORING BY QUARTER

| OPPONENT | 1 | 2 | 3 | 4 | OT | TOT |
|-----------|----|----|----|----|----|-----|
| UK | 0 | 7 | 7 | 0 | 0 | 14 |
| Miss. St. | 0 | 7 | 0 | 0 | 0 | 7 |
| UNC | 0 | 7 | 7 | 20 | 0 | 34 |
| FIU | 7 | 7 | 0 | 7 | 0 | 21 |
| USM | 10 | 7 | 0 | 0 | 0 | 17 |
| Pitt | 7 | 14 | 0 | 14 | 0 | 35 |
| USF | | | | | | |
| UC | | | | | | |
| Temple | | | | | | |
| SU | | | | | | |
| UConn | | | | | | |
| RU | | | | | | |
| Total | 24 | 49 | 14 | 41 | 0 | 128 |

TURNOVERS FORCED BY LOUISVILLE

| OPPONENT | FR | INT | TOT | TD | FG | TOT | PTS | CV% |
|-----------|----|-----|-----|----|----|-----|-----|-------|
| UK | 2 | 0 | 2 | 0 | 0 | 0 | 0 | 0.0 |
| Miss. St. | 1 | 1 | 2 | 1 | 0 | 1 | 7 | 50.0 |
| UNC | 1 | 1 | 2 | 2 | 0 | 2 | 14 | 100.0 |
| FIU | 1 | 0 | 1 | 1 | 0 | 1 | 7 | 100.0 |
| USM | 1 | 0 | 1 | 0 | 0 | 0 | 0 | 0.0 |
| Pitt | 0 | 0 | 0 | 0 | 0 | 0 | 0 | 0.0 |
| USF | | | | | | | | |
| UC | | | | | | | | |
| Temple | | | | | | | | |
| SU | | | | | | | | |
| UConn | | | | | | | | |
| RU | | | | | | | | |
| Total | 6 | 2 | 8 | 4 | 0 | 4 | 28 | 50.0 |

TURNOVERS FORCED BY OPPONENT

| OPPONENT | FR | INT | TOT | TD | FG | TOT | PTS | CV% | TO MAR |
|-----------|----|-----|-----|----|----|-----|-----|------|--------|
| UK | 0 | 0 | 0 | 0 | 0 | 0 | 0 | 0.0 | +2 |
| Miss. St. | 1 | 0 | 1 | 0 | 0 | 0 | 0 | 0.0 | +1 |
| UNC | 1 | 0 | 1 | 0 | 0 | 0 | 0 | 0.0 | +1 |
| FIU | 0 | 2 | 2 | 1 | 0 | 1 | 7 | 50.0 | -1 |
| USM | 1 | 1 | 2 | 1 | 0 | 1 | 7 | 50.0 | -1 |
| Pitt | 0 | 0 | 0 | 0 | 0 | 0 | 0 | 0.0 | Even |
| USF | | | | | | | | | |
| UC | | | | | | | | | |
| Temple | | | | | | | | | |
| SU | | | | | | | | | |
| UConn | | | | | | | | | |
| RU | | | | | | | | | |
| Total | 3 | 3 | 6 | 2 | 0 | 2 | 14 | 33.3 | +2 |

LOUISVILLE IN THE RED ZONE

| OPPONENT | IN RZ | TD | R/P | TD PCT | FG | SCORE PCT |
|-----------|-------|----|------|--------|----|-----------|
| UK | 4 | 3 | 3/0 | 75.0 | 1 | 100.0 |
| Miss. St. | 5 | 4 | 2/2 | 80.0 | 1 | 100.0 |
| UNC | 7 | 4 | 2/2 | 57.1 | 2 | 85.7 |
| FIU | 4 | 4 | 2/2 | 100.0 | 0 | 100.0 |
| USM | 3 | 2 | 2/0 | 66.7 | 1 | 100.0 |
| Pitt | 4 | 4 | 4/0 | 100.0 | 0 | 100.0 |
| USF | | | | | | |
| UC | | | | | | |
| Temple | | | | | | |
| SU | | | | | | |
| UConn | | | | | | |
| RU | | | | | | |
| Total | 27 | 21 | 15/6 | 77.8 | 5 | 96.3 |

OPPONENTS IN THE RED ZONE

| OPPONENT | IN RZ | TD | R/P | TD PCT | FG | SCORE PCT |
|-----------|-------|----|-----|--------|----|-----------|
| UK | 4 | 2 | 0/2 | 50.0 | 0 | 50.0 |
| Miss. St. | 1 | 1 | 0/1 | 100.0 | 0 | 100.0 |
| UNC | 4 | 3 | 0/3 | 75.0 | 0 | 75.0 |
| FIU | 4 | 3 | 2/1 | 75.0 | 0 | 75.0 |
| USM | 2 | 1 | 1/0 | 50.0 | 1 | 100.0 |
| Pitt | 4 | 4 | 2/2 | 100.0 | 0 | 100.0 |
| USF | | | | | | |
| UC | | | | | | |
| Temple | | | | | | |
| SU | | | | | | |
| UConn | | | | | | |
| RU | | | | | | |
| Total | 19 | 14 | 5/7 | 73.7 | 1 | 78.9 |

Superlatives

Louisville Highs

| | |
|--------------------|-----------------------------------|
| Points Scored | 45 at Pittsburgh (10/13) |
| Total Yards | 475 vs. Missouri State (9/8) |
| Rushing Yards | 219 vs. Kentucky (9/2) |
| Rushing Attempts | 50 at Southern Mississippi (9/29) |
| Rushing TDs | 5 at Pittsburgh (10/13) |
| Passing Yards | 344 vs. Missouri State (9/8) |
| Passes Completed | 30 vs. Missouri State (9/8) |
| Passes Attempted | 40 vs. Missouri State (9/8) |
| Passing TDs | 3 vs. North Carolina (9/15) |
| Passes Intercepted | 2 at FIU (9/22) |
| First Downs | 27 vs. North Carolina (9/15) |
| Penalties | 9 vs. Missouri State (9/8) |
| Penalty Yards | 87 vs. Missouri State (9/8) |
| Sacks | 5 at Pittsburgh (10/13) |

Louisville Lows

| | |
|--------------------|--|
| Points Scored | 17 at Southern Mississippi (9/29) |
| Total Yards | 269 at Southern Mississippi (9/29) |
| Rushing Yards | 129 at FIU (9/22) |
| Rushing Attempts | 31 at FIU (9/22); at Pittsburgh (10/13) |
| Rushing TDs | 2, four times; last at Southern Mississippi (9/29) |
| Passing Yards | 85 at Southern Mississippi (9/29) |
| Passes Completed | 10 at Southern Mississippi (9/29) |
| Passes Attempted | 14 at Southern Mississippi (9/29) |
| Passing TDs | 0 vs. Kentucky (9/2) |
| Passes Intercepted | 0, four times, last at Pittsburgh (10/13) |
| First Downs | 17 at Southern Mississippi (9/29) |
| Penalties | 5 at FIU (9/22); at Southern Mississippi (9/29) |
| Penalty Yards | 29 at Southern Mississippi (9/29) |
| Sacks | 0 vs. North Carolina (9/15) |

Louisville Individual Highs

| | |
|---------------------|---|
| All-Purpose Yards | 153 by Senorise Perry at Pittsburgh (10/13) |
| Rushing Yards | 118 by Senorise Perry at Southern Mississippi (9/29) |
| Rushing Attempts | 22 by J. Wright vs. Kentucky (9/2); S. Perry at USM (9/29) |
| Rushing TDs | 4 by Senorise Perry at Pittsburgh (10/13) |
| Longest Rush | 59 (TD) by Senorise Perry at Pittsburgh (10/13) |
| Passing Yards | 344 by Teddy Bridgewater vs. Missouri State (9/8) |
| Pass Completions | 30 by Teddy Bridgewater vs. Missouri State (9/8) |
| Passing Attempts | 39 by Teddy Bridgewater vs. Missouri State (9/8) |
| Passes Intercepted | 2 by Teddy Bridgewater at FIU (9/22) |
| Passing TDs | 3 by Teddy Bridgewater vs. North Carolina (9/15) |
| Longest Reception | 75 by DeVante Parker at Pittsburgh (10/13) |
| FG's Made | 2 by M. Nakatani vs. MSU (9/8); J. Wallace vs. UNC (9/15) |
| FG's Attempted | 2 by M. Nakatani vs. MSU (9/8); J. Wallace vs. UNC (9/15) |
| Longest FG Made | 45 by M. Nakatani vs. MSU (9/8); J. Wallace at Pittsburgh (10/13) |
| PAT's | 5 by John Wallace at Pittsburgh (10/13) |
| Punts | 4 by Ryan Johnson at Southern Mississippi (9/29) |
| Punts Average | 57.0 by Ryan Johnson vs. North Carolina (9/15) |
| Longest Punt | 57 by Ryan Johnson vs. North Carolina (9/15) |
| Punt Return Yards | 49 by Kai Dominguez at FIU (9/22) |
| Longest Punt Return | 30 by Kai Dominguez at FIU (9/22) |
| KO Return Yards | 60 by Adrian Bushell vs. North Carolina (9/15) |
| Longest KO Ret. | 42 by Adrian Bushell vs. North Carolina (9/15) |
| Total Tackles | 12 by Keith Brown at Pittsburgh (10/13) |
| Tackles For Loss | 2.0 by George Durant at Southern Mississippi (9/29) |
| Sacks | 1.5 by Lorenzo Mauldin at Pittsburgh (10/13) |
| Interceptions | 1 by C. Pryor vs. MSU (9/8); by M. Smith vs. UNC (9/15) |
| Int. Return Yards | 0 by Calvin Pryor vs. MSU (9/8); by M. Smith vs. UNC (9/15) |

Opponent Highs

| | |
|--------------------|---|
| Points Scored | 35 at Pittsburgh (10/13) |
| Total Yards | 410 vs. North Carolina (9/15) |
| Rushing Yards | 224 at Southern Mississippi (9/29) |
| Rushing Attempts | 48 at Southern Mississippi (9/29) |
| Rushing TDs | 2 at FIU (9/22); at Pittsburgh (10/13) |
| Passing Yards | 363 vs. North Carolina (9/15) |
| Passes Completed | 35 vs. Kentucky (9/2) |
| Passes Attempted | 51 vs. Kentucky (9/2) |
| Passing TDs | 5 vs. North Carolina (9/15) |
| Passes Intercepted | 1 vs. Missouri State (9/8); vs. North Carolina (9/15) |
| First Downs | 24 vs. Kentucky (9/2) |
| Penalties | 11 at FIU (9/22) |
| Penalty Yards | 86 at FIU (9/22) |
| Sacks | 3 at Southern Mississippi (9/29) |

Opponent Lows

| | |
|--------------------|--|
| Points Scored | 7 vs. Missouri State (9/8) |
| Total Yards | 249 vs. Missouri State (9/8); at Southern Mississippi (9/29) |
| Rushing Yards | 47 vs. North Carolina (9/15) |
| Rushing Attempts | 17 vs. North Carolina (9/15) |
| Rushing TDs | 0 vs. Kentucky (9/2); vs. Missouri State (9/8); vs. UNC (9/15) |
| Passing Yards | 25 at Southern Mississippi (9/29) |
| Passes Completed | 2 at Southern Mississippi (9/29) |
| Passes Attempted | 9 at Southern Mississippi (9/29) |
| Passing TDs | 0 at Southern Mississippi (9/29) |
| Passes Intercepted | 0, four times, last at Pittsburgh (10/13) |
| First Downs | 13 at Southern Mississippi (9/29) |
| Penalties | 2 at Southern Mississippi (9/29) |
| Penalty Yards | 17 vs. Kentucky (9/2) |
| Sacks | 0 at FIU (9/22) |

Opponent Individual Highs

| | |
|---------------------|--|
| All-Purpose Yards | 202 by Romar Morris vs. North Carolina (9/15) |
| Rushing Yards | 102 by Jeremiah Harden at FIU (9/22) |
| Rushing Attempts | 20 by Jeremiah Harden at FIU (9/22) |
| Rushing TDs | 1, five times; last by R. Shell & T. Sunseri at Pittsburgh (10/13) |
| Longest Rush | 50 by Desmond Johnson at Southern Mississippi (9/29) |
| Passing Yards | 363 by Bryn Renner vs. North Carolina (9/15) |
| Pass Completions | 35 by Maxwell Smith vs. Kentucky (9/2) |
| Passing Attempts | 50 by Maxwell Smith vs. Kentucky (9/2) |
| Passes Intercepted | 1, Twice; last by Bryn Renner vs. North Carolina (9/15) |
| Passing TDs | 5 by Bryn Renner vs. North Carolina (9/15) |
| Longest Reception | 50 by Romar Morris vs. North Carolina (9/15) |
| FG's Made | 1 by Corey Acosta at Southern Mississippi (9/29) |
| FG's Attempted | 2 by Corey Acosta at Southern Mississippi (9/29) |
| Longest FG Made | 21 by Corey Acosta at Southern Mississippi (9/29) |
| PAT's | 5 by Kevin Harper at Pittsburgh (10/13) |
| Punts | 5 by Chris Sullens vs. Missouri State (9/8) |
| Punts Average | 44.0 by L. Foster vs. Kentucky (9/2); by J. Brisk at FIU (9/22) |
| Longest Punt | 59 by Peter Boehme at Southern Mississippi (9/29) |
| Punt Return Yards | 22 by Demarco Robinson vs. Kentucky (9/2) |
| Longest Punt Return | 13 by Demarco Robinson vs. Kentucky (9/2) |
| KO Return Yards | 137 by Lafayette Pitts at Pittsburgh (10/13) |
| Longest KO Ret. | 45 by Tracy Lampley at Southern Mississippi (9/29) |
| Total Tackles | 20 by Cal Schaffitzel vs. Missouri State (9/8) |
| Tackles For Loss | 2.5 by Kareem Martin vs. North Carolina (9/15) |
| Sacks | 1.5 by Tyrone Ezell at Pittsburgh (10/13) |
| Interceptions | 1, three times; last by Reggie Hunt at Southern Mississippi (9/29) |
| Int. Return Yards | 23 (TD) by Reggie Hunt at Southern Mississippi (9/29) |

Louisville Big Plays

| Opponent | RUSHING | | | | PASSING | | | | SPECIAL TEAMS | |
|--------------------|---------|-----|-----|-----|---------|-----|-----|-----|---------------|---------|
| | 20+ | 30+ | 40+ | 50+ | 20+ | 30+ | 40+ | 50+ | Block | Ret. TD |
| vs. Kentucky | 2 | 1 | 1 | 0 | 3 | 0 | 0 | 0 | 0 | 0 |
| vs. Missouri State | 0 | 0 | 0 | 0 | 3 | 1 | 1 | 1 | 0 | 0 |
| vs. North Carolina | 1 | 0 | 0 | 0 | 5 | 2 | 0 | 0 | 0 | 0 |
| at FIU | 1 | 0 | 0 | 0 | 1 | 0 | 0 | 0 | 0 | 0 |
| at Southern Miss | 2 | 0 | 0 | 0 | 1 | 0 | 0 | 0 | 0 | 0 |
| at Pittsburgh | 1 | 1 | 1 | 1 | 6 | 3 | 1 | 1 | 1 | 0 |
| vs. USF | | | | | | | | | | |
| vs. Cincinnati | | | | | | | | | | |
| vs. Temple | | | | | | | | | | |
| at Syracuse | | | | | | | | | | |
| vs. Connecticut | | | | | | | | | | |
| at Rutgers | | | | | | | | | | |
| TOTALS | 7 | 2 | 2 | 1 | 19 | 6 | 2 | 2 | 1 | 0 |

Opponent Big Plays

| Opponent | RUSHING | | | | PASSING | | | | SPECIAL TEAMS | |
|--------------------|---------|-----|-----|-----|---------|-----|-----|-----|---------------|---------|
| | 20+ | 30+ | 40+ | 50+ | 20+ | 30+ | 40+ | 50+ | Block | Ret. TD |
| vs. Kentucky | 0 | 0 | 0 | 0 | 1 | 0 | 0 | 0 | 0 | 0 |
| vs. Missouri State | 0 | 0 | 0 | 0 | 2 | 0 | 0 | 0 | 0 | 0 |
| vs. North Carolina | 0 | 0 | 0 | 0 | 6 | 2 | 2 | 1 | 1 | 0 |
| at FIU | 1 | 0 | 0 | 0 | 2 | 0 | 0 | 0 | 0 | 0 |
| at Southern Miss | 2 | 2 | 1 | 1 | 0 | 0 | 0 | 0 | 1 | 1 |
| at Pittsburgh | 0 | 0 | 0 | 0 | 2 | 1 | 0 | 0 | 1 | 1 |
| vs. USF | | | | | | | | | | |
| vs. Cincinnati | | | | | | | | | | |
| vs. Temple | | | | | | | | | | |
| at Syracuse | | | | | | | | | | |
| vs. Connecticut | | | | | | | | | | |
| at Rutgers | | | | | | | | | | |
| TOTALS | 3 | 2 | 1 | 1 | 13 | 3 | 2 | 1 | 3 | 2 |

Louisville Scoring Drives

| Opponent | No. | Plays | Yards | Time | For TD | Plays | Yards | Time |
|--------------------|-----|-------|-------|------|--------|-------|-------|------|
| vs. Kentucky | 5 | 9.6 | 77.2 | 4:37 | 4 | 9.3 | 78.8 | 4:42 |
| vs. Missouri State | 6 | 10.2 | 61.5 | 4:23 | 4 | 9.3 | 57.3 | 3:55 |
| vs. North Carolina | 7 | 7.3 | 55.6 | 3:37 | 5 | 5.6 | 58.4 | 2:52 |
| at FIU | 4 | 10.5 | 70.8 | 4:34 | 4 | 10.5 | 70.8 | 4:34 |
| at Southern Miss | 4 | 9.3 | 55.5 | 5:03 | 3 | 7.3 | 49.0 | 3:13 |
| at Pittsburgh | 7 | 6.1 | 59.9 | 2:45 | 6 | 6.2 | 65.0 | 3:04 |
| vs. USF | | | | | | | | |
| vs. Cincinnati | | | | | | | | |
| vs. Temple | | | | | | | | |
| at Syracuse | | | | | | | | |
| vs. Connecticut | | | | | | | | |
| at Rutgers | | | | | | | | |
| TOTALS | 33 | 8.5 | 62.7 | 4:01 | 26 | 7.8 | 63.7 | 3:40 |

Turnovers Forced

| Opponent | LOUISVILLE | | | PTS OFF | OPPONENTS | | | PTS OFF |
|--------------------|------------|-----|-----|---------|-----------|-----|-----|---------|
| | FUM | INT | TOT | | Margin | FUM | INT | |
| vs. Kentucky | 2 | 0 | 2 | 0 | +2 | 0 | 0 | 0 |
| vs. Missouri State | 1 | 1 | 2 | 7 | +1 | 1 | 0 | 0 |
| vs. North Carolina | 1 | 1 | 2 | 14 | +1 | 1 | 0 | 0 |
| at FIU | 1 | 0 | 1 | 7 | -1 | 0 | 2 | 7 |
| at Southern Miss | 1 | 0 | 1 | 0 | -1 | 1 | 1 | 7 |
| at Pittsburgh | 0 | 0 | 0 | 0 | Even | 0 | 0 | 0 |
| vs. USF | | | | | | | | |
| vs. Cincinnati | | | | | | | | |
| vs. Temple | | | | | | | | |
| at Syracuse | | | | | | | | |
| vs. Connecticut | | | | | | | | |
| at Rutgers | | | | | | | | |
| TOTALS | 6 | 2 | 8 | 28 | +2 | 3 | 3 | 14 |

Scoring Drives

Louisville

| Game | Play | PI-Yds-Time |
|------|-------------------------------------|-------------|
| UK | Wright 1-yd run | 15-99-8:21 |
| UK | Perry 47-yd run | 6-85-2:39 |
| UK | Wright 14-yd run | 10-93-5:55 |
| UK | Wallace 22-yd field goal | 11-71-4:19 |
| UK | Wright 1-yd run | 6-38-1:53 |
| MSU | Nakatani 19-yd field goal | 9-73-4:29 |
| MSU | Perry 3-yd run | 12-70-4:08 |
| MSU | Nord 14-yd pass from Bridgewater | 13-83-6:01 |
| MSU | Hubbell 2-yd pass from Bridgewater | 11-75-5:28 |
| MSU | Nakatani 45-yd field goal | 15-67-6:09 |
| MSU | Lamb 1-yd run | 1-1-0:03 |
| UNC | Perry 13-yd run | 5-62-2:22 |
| UNC | Gaines 32-yd pass from Bridgewater | 1-32-0:08 |
| UNC | Wallace 22-yd field goal | 10-48-4:25 |
| UNC | Rogers 15-yd pass from Bridgewater | 7-45-3:51 |
| UNC | Wright 12-yd run | 5-84-2:27 |
| UNC | Heuser 4-yd pass from Bridgewater | 10-69-5:33 |
| UNC | Wallace 43-yd field goal | 13-49-6:31 |
| FIU | Heuser 3-yd pass from Bridgewater | 13-70-5:59 |
| FIU | A. Smith 1-yd pass from Bridgewater | 12-77-2:48 |
| FIU | Wright 6-yd run | 3-46-1:21 |
| FIU | Bridgewater 1-yd run | 14-90-8:09 |
| USM | Parker 29-yd pass from Bridgewater | 7-68-3:15 |
| USM | Perry 1-yd run | 9-57-4:32 |
| USM | Wallace 38-yd field goal | 15-75-9:07 |
| USM | Perry 14-yd run | 6-22-3:17 |
| PITT | Perry 6-yd run | 12-75-6:47 |
| PITT | Wright 4-yd run | 12-78-6:01 |
| PITT | Wallace 45-yd field goal | 6-29-0:49 |
| PITT | Parker 75-yd pass from Bridgewater | 1-75-0:11 |
| PITT | Perry 2-yd run | 5-68-1:43 |
| PITT | Perry 1-yd run | 3-16-1:16 |
| PITT | Perry 59-yd run | 4-78-2:48 |

Scoring Drives

Opponent

| Game | Play | PI-Yds-Time |
|------|---------------------------------|-------------|
| UK | Robinson 1-yd pass from Smith | 14-75-4:29 |
| UK | King 5-yd pass from Smith | 8-65-1:54 |
| MSU | Dotson 6-yd pass from Glaser | 8-73-2:27 |
| UNC | Morris 44-yd pass from Renner | 4-66-1:40 |
| UNC | Ebron 2-yd pass from Renner | 11-79-4:14 |
| UNC | Highsmith 9-yd pass from Renner | 7-65-1:36 |
| UNC | Ebron 5-yd pass from Renner | 1-5-0:08 |
| UNC | Morris 50-yd pass from Renner | 6-93-1:53 |
| FIU | Mallary 3-yd run | 13-76-5:35 |
| FIU | Medlock 1-yd run | 11-82-4:45 |
| FIU | Younger 4-yd pass from Hilliard | 6-32-3:44 |
| USM | Hunt 23-yd interception return | |
| USM | Acosta 21-yd field goal | 9-84-3:26 |
| USM | Richard 1-yd run | 10-80-4:26 |
| PITT | Saddler 7-yd pass from Sunseri | 8-75-4:01 |
| PITT | Thomas 0-yd blocked punt return | |
| PITT | Shell 2-yd run | 9-59-5:04 |
| PITT | Sunseri 1-yd run | 12-76-6:19 |
| PITT | Street 2-yd pass from Sunseri | 7-74-1:45 |

Miscellaneous Notes

| Opponent | Captains | Coin Toss | Receive | 1st Poss. | Time (ET) | Length | Jerseys | Result |
|--------------------|------------------------|-----------|----------|-----------|-----------|--------|-------------|----------|
| vs. Kentucky | Kupper/Stein | Won | Deferred | TOUCHDOWN | 3:30 | 3:05 | Red/Red | W, 32-14 |
| vs. Missouri State | Daniel Brown/Benavides | Lost | Receive | Punt | 3:30 | 3:04 | Red/Red | W, 35-7 |
| vs. North Carolina | Bushell/A. Smith | Lost | Kick | TOUCHDOWN | 3:30 | 3:18 | Red/Red | W, 39-34 |
| at FIU | Heuser/Radcliff | Won | Deferred | TOUCHDOWN | 7:00 | 3:11 | White/White | W, 28-21 |
| at Southern Miss | Bushell/Kupper | Lost | Receive | TOUCHDOWN | 8:00 | 3:08 | White/White | W, 21-17 |
| at Pittsburgh | Nord/A.Smith | Lost | Kick | TOUCHDOWN | 11:00 | 3:15 | White/White | W, 45-35 |
| vs. USF | | | | | | | | |
| vs. Cincinnati | | | | | | | | |
| vs. Temple | | | | | | | | |
| at Syracuse | | | | | | | | |
| vs. Connecticut | | | | | | | | |
| at Rutgers | | | | | | | | |

In The red zone

LOUISVILLE

| Opponent | Inside 20 | TD | Run/Pass | TD Pct. | FG | Score Pct. |
|--------------------|-----------|-----------|-------------|-------------|----------|-------------|
| vs. Kentucky | 4 | 3 | 3/0 | 75.0 | 1 | 100.0 |
| vs. Missouri State | 5 | 4 | 2/2 | 80.0 | 1 | 100.0 |
| vs. North Carolina | 7 | 4 | 2/2 | 57.1 | 2 | 85.7 |
| at FIU | 4 | 4 | 2/2 | 100.0 | 0 | 100.0 |
| at Southern Miss | 3 | 2 | 2/0 | 66.7 | 1 | 100.0 |
| at Pittsburgh | 4 | 4 | 4/0 | 100.0 | 0 | 100.0 |
| vs. USF | | | | | | |
| vs. Cincinnati | | | | | | |
| vs. Temple | | | | | | |
| at Syracuse | | | | | | |
| vs. Connecticut | | | | | | |
| at Rutgers | | | | | | |
| TOTALS | 27 | 21 | 15/6 | 77.8 | 5 | 96.3 |

OPPONENTS

| Opponent | Inside 20 | TD | Run/Pass | TD Pct. | FG | Score Pct. |
|--------------------|-----------|-----------|------------|-------------|----------|-------------|
| vs. Kentucky | 4 | 2 | 0/2 | 50.0 | 0 | 50.0 |
| vs. Missouri State | 1 | 1 | 0/1 | 100.0 | 0 | 100.0 |
| vs. North Carolina | 4 | 3 | 0/3 | 75.0 | 0 | 75.0 |
| at FIU | 4 | 3 | 2/1 | 75.0 | 0 | 75.0 |
| at Southern Miss | 2 | 1 | 1/0 | 50.0 | 1 | 100.0 |
| at Pittsburgh | 4 | 4 | 2/2 | 100.0 | 0 | 100.0 |
| vs. USF | | | | | | |
| vs. Cincinnati | | | | | | |
| vs. Temple | | | | | | |
| at Syracuse | | | | | | |
| vs. Connecticut | | | | | | |
| at Rutgers | | | | | | |
| TOTALS | 19 | 14 | 5/7 | 73.7 | 1 | 78.9 |

Long plays

PLAYS FROM SCRIMMAGE 20 YARDS

RUNNING PLAYS (7)

| Yds | Rusher | Opponent |
|-----|---------------------|----------------------|
| 47 | Senorise Perry (TD) | Kentucky |
| 20 | Jeremy Wright | Kentucky |
| 21 | Jeremy Wright | North Carolina |
| 24 | Senorise Perry | FIU |
| 20 | Senorise Perry | Southern Mississippi |
| 20 | Jeremy Wright | Southern Mississippi |
| 59 | Senorise Perry (TD) | Pittsburgh |

PASSING PLAYS (19)

| Yds | Receiver | Opponent |
|-----|---------------------|----------------------|
| 23 | Damian Copeland | Kentucky |
| 26 | DeVante Parker | Kentucky |
| 27 | Andrell Smith | Kentucky |
| 55 | Charles Gaines | Missouri State |
| 21 | Andrell Smith | Missouri State |
| 23 | Nate Nord | Missouri State |
| 32 | Charles Gaines (TD) | North Carolina |
| 22 | Charles Gaines | North Carolina |
| 36 | Andrell Smith | North Carolina |
| 26 | Damian Copeland | North Carolina |
| 27 | Senorise Perry | North Carolina |
| 30 | DeVante Parker | FIU |
| 29 | DeVante Parker (TD) | Southern Mississippi |
| 24 | Ryan Hubbell | Pittsburgh |
| 31 | Andrell Smith | Pittsburgh |
| 27 | DeVante Parker | Pittsburgh |
| 75 | DeVante Parker (TD) | Pittsburgh |
| 29 | Eli Rogers | Pittsburgh |
| 35 | DeVante Parker | Pittsburgh |

EXPLOSIVE KR 30 YARDS OR LONGER (1)

| Yds | Returner | Opponent |
|-----|----------------|----------------|
| 42 | Adrian Bushell | North Carolina |

EXPLOSIVE PR 20 YDS OR LONGER (1)

| Yds | Returner | Opponent |
|-----|---------------|----------|
| 30 | Kai Dominguez | FIU |

EXPLOSIVE FUMBLE RETURNS 20 YDS OR LONGER (1)

| Yds | Returner | Opponent |
|-----|----------------|----------------|
| 74 | Jordon Paschal | Missouri State |

BIG PLAYS BY PLAYER

| PLAYER | # | TD | R | P | KR | PR | IR | FR | BGR |
|-----------|----|----|---|----|----|----|----|----|-----|
| Parker | 6 | 2 | 0 | 6 | 0 | 0 | 0 | 0 | 0 |
| Perry | 5 | 2 | 4 | 1 | 0 | 0 | 0 | 0 | 0 |
| A. Smith | 4 | 0 | 0 | 4 | 0 | 0 | 0 | 0 | 0 |
| Gaines | 3 | 1 | 0 | 3 | 0 | 0 | 0 | 0 | 0 |
| Wright | 3 | 0 | 3 | 0 | 0 | 0 | 0 | 0 | 0 |
| Copeland | 2 | 0 | 0 | 2 | 0 | 0 | 0 | 0 | 0 |
| Bushell | 1 | 0 | 0 | 0 | 1 | 0 | 0 | 0 | 0 |
| Dominguez | 1 | 0 | 0 | 0 | 0 | 1 | 0 | 0 | 0 |
| Hubbell | 1 | 0 | 0 | 1 | 0 | 0 | 0 | 0 | 0 |
| Nord | 1 | 0 | 0 | 1 | 0 | 0 | 0 | 0 | 0 |
| Paschal | 1 | 0 | 0 | 0 | 0 | 0 | 0 | 1 | 0 |
| Rogers | 1 | 0 | 0 | 1 | 0 | 0 | 0 | 0 | 0 |
| TOTAL | 29 | 5 | 7 | 19 | 1 | 1 | 0 | 1 | 0 |

LONG PLAYS BY THE NUMBERS

| Plays by Yards | No. | TD |
|----------------|-----|----|
| 100+ | 0 | 0 |
| 90-99 | 0 | 0 |
| 80-89 | 0 | 0 |
| 70-79 | 2 | 1 |
| 60-69 | 0 | 0 |
| 50-59 | 2 | 1 |
| 40-49 | 2 | 1 |
| 30-39 | 6 | 1 |
| 20-29 | 17 | 1 |

Plays by Type

| | No. | TD |
|----------------------|-----|----|
| Rushing | 7 | 2 |
| Passing | 19 | 3 |
| Punt returns | 1 | 0 |
| Kick returns | 1 | 0 |
| Interception returns | 0 | 0 |
| Fumble returns | 1 | 0 |
| Other | 0 | 0 |
| TOTAL | 29 | 5 |

The Last Time

Scoring

| | |
|--------------------------------|-------------------------------|
| Scored 30 or more points | 45 at Pittsburgh (10/13/12) |
| Scored 40 or more points | 45 at Pittsburgh (10/13/12) |
| Scored 50 or more points | 56 vs. Connecticut (10/23/10) |
| Scored 60 or more points | 73 vs. Murray State (8/30/07) |
| Scored 70 or more points | 73 vs. Murray State (8/30/07) |

Total Offense

| | |
|-------------------------------------|------------------------------------|
| Had more than 400 total yards | 460 at Pittsburgh (10/13/12) |
| Had more than 450 total yards | 460 at Pittsburgh (10/13/12) |
| Had more than 500 total yards | 574 vs. Memphis (10/9/10) |
| Had more than 550 total yards | 574 vs. Memphis (10/9/10) |
| Had more than 600 total yards | 628 vs. Syracuse (9/22/07) |
| Had more than 650 total yards | 655 vs. Murray State (8/30/07) |
| Had more than 700 total yards | 729 vs. Middle Tennessee (8/30/07) |

Rushing Offense

| | |
|------------------------------------|--------------------------------|
| Rushed for 150 or more yards | 156 at Pittsburgh (10/13/12) |
| Rushed for 200 or more yards | 219 vs. Kentucky (9/2/12) |
| Rushed for 250 or more yards | 299 vs. Memphis (10/9/10) |
| Rushed for 300 or more yards | 303 vs. Kansas State (9/17/08) |
| Rushed for 350 or more yards | 357 vs. Cincinnati (11/27/04) |
| Rushed for 400 or more yards | 445 vs. Houston (11/22/03) |
| Rushed for 425 or more yards | 445 vs. Houston (11/22/03) |

Passing Offense

| | |
|------------------------------------|------------------------------|
| Passed for 250 or more yards | 304 at Pittsburgh (10/13/12) |
| Passed for 300 or more yards | 304 at Pittsburgh (10/13/12) |
| Passed for 350 or more yards | 363 vs. FIU (9/9/11) |
| Passed for 400 or more yards | 467 vs. Utah (10/5/07) |
| Passed for 450 or more yards | 467 vs. Utah (10/5/07) |
| Passed for 500 or more yards | 555 vs. Syracuse (9/22/07) |

Scoring Defense

| | |
|----------------------------------|-------------------------------|
| Allowed 0 points | 0 vs. Connecticut (10/23/10) |
| Allowed 3 or fewer points | 0 vs. Connecticut (10/23/10) |
| Allowed 7 or fewer points | 7 vs. Missouri State (9/8/12) |
| Allowed 10 or fewer points | 7 vs. Missouri State (9/8/12) |
| Allowed 14 or fewer points | 7 vs. Missouri State (9/8/12) |

Total Defense

| | |
|--|---------------------------------------|
| Allowed fewer than 75 total yards | 60 vs. Grambling (9/9/00) |
| Allowed fewer than 100 total yards | 60 vs. Grambling (9/9/00) |
| Allowed fewer than 125 total yards | 101 vs. Indiana State (9/5/09) |
| Allowed fewer than 150 total yards | 101 vs. Indiana State (9/5/09) |
| Allowed fewer than 175 total yards | 101 vs. Indiana State (9/5/09) |
| Allowed fewer than 200 total yards | 195 vs. Connecticut (10/23/10) |
| Allowed fewer than 225 total yards | 195 vs. Connecticut (10/23/10) |
| Allowed fewer than 250 total yards | 249 at Southern Mississippi (9/29/12) |
| Allowed fewer than 275 total yards | 249 at Southern Mississippi (9/29/12) |
| Allowed fewer than 300 total yards | 249 at Southern Mississippi (9/29/12) |

Rushing Defense

| | |
|----------------------------------|---------------------------------|
| Allowed 0 or fewer yards | -56 vs. Grambling (9/9/00) |
| Allowed 10 or fewer yards | 8 vs. South Florida (10/25/08) |
| Allowed 20 or fewer yards | 19 vs. Indiana State (9/5/09) |
| Allowed 30 or fewer yards | 19 vs. Indiana State (9/5/09) |
| Allowed 40 or fewer yards | 35 at Kentucky (9/17/11) |
| Allowed 50 or fewer yards | 47 vs. North Carolina (9/15/12) |
| Allowed 60 or fewer yards | 47 vs. North Carolina (9/15/12) |
| Allowed 70 or fewer yards | 47 vs. North Carolina (9/15/12) |
| Allowed 80 or fewer yards | 47 vs. North Carolina (9/15/12) |
| Allowed 90 or fewer yards | 47 vs. North Carolina (9/15/12) |
| Allowed 100 or fewer yards | 93 at Pittsburgh (10/13/12) |

Passing Defense

| | |
|----------------------------------|--------------------------------------|
| Allowed 10 or fewer yards | 10 vs. Western Kentucky (11/4/89) |
| Allowed 50 or fewer yards | 25 at Southern Mississippi (9/29/12) |
| Allowed 100 or fewer yards | 25 at Southern Mississippi (9/29/12) |
| Allowed 150 or fewer yards | 25 at Southern Mississippi (9/29/12) |
| Allowed 175 or fewer yards | 25 at Southern Mississippi (9/29/12) |
| Allowed 200 or fewer yards | 25 at Southern Mississippi (9/29/12) |

Defense/Special Teams

| | |
|--|-------------------------------|
| Recorded six or more sacks as a team | 6 at Kentucky (9/17/11) |
| Recovered an onside kick | 1 vs. Pittsburgh (11/12/11) |
| Converted a two point conversion | 1 vs. Missouri State (9/8/12) |

Individual Rushing

| | |
|--|---|
| Had a player rush for 100 or more yards..... | 101 by Senorise Perry at Pittsburgh (10/13/12) |
| Had a player rush for 150 or more yards..... | 209 by Bilal Powell vs. Cincinnati (10/15/10) |
| Had a player rush for 200 or more yards..... | 209 by Bilal Powell vs. Cincinnati (10/15/10) |
| Had a player rush for 225 or more yards..... | 275 by Anthony Allen vs. Middle Tennessee (8/30/07) |
| Had a player rush for 2 or more TDs..... | 4 by Senorise Perry at Pittsburgh (10/13/12) |
| Had a player rush for 3 or more TDs..... | 4 by Senorise Perry at Pittsburgh (10/13/12) |
| Had a player rush for 4 or more TDs..... | 4 by Senorise Perry at Pittsburgh (10/13/12) |
| Had a player rush for 5 or more TDs..... | 5 by Eric Shelton vs. East Carolina (10/2/04) |

Individual Passing

| | |
|---|--|
| Had a player pass for 200 or more yards..... | 304 by Teddy Bridgewater at Pittsburgh (10/13/12) |
| Had a player pass for 250 or more yards..... | 304 by Teddy Bridgewater at Pittsburgh (10/13/12) |
| Had a player pass for 300 or more yards..... | 304 by Teddy Bridgewater at Pittsburgh (10/13/12) |
| Had a player pass for 350 or more yards..... | 350 by Brian Brohm at Cincinnati (10/13/07) |
| Had a player pass for 400 or more yards..... | 467 by Brian Brohm vs. Utah (10/5/07) |
| Had a player pass for 450 or more yards..... | 467 by Brian Brohm vs. Utah (10/5/07) |
| Had a player pass for 500 or more yards..... | 555 by Brian Brohm vs. Syracuse (9/22/07) |
| Had a player pass for 2 or more TDs..... | 2 by Teddy Bridgewater at FIU (9/22/12) |
| Had a player pass for 3 or more TDs..... | 3 by Teddy Bridgewater vs. North Carolina (9/15/12) |
| Had a player pass for 4 or more TDs..... | 4 by Adam Froman vs. Memphis (10/9/10) |
| Had a player complete 20 passes..... | 23 by Teddy Bridgewater vs. North Carolina (9/15/12) |
| Had a player complete 25 passes..... | 30 by Teddy Bridgewater vs. Missouri State (9/8/12) |
| Had a player complete 30 passes..... | 30 by Teddy Bridgewater vs. Missouri State (9/8/12) |
| Had a player complete 35 passes..... | 39 by Brian Brohm vs. Utah (10/5/07) |
| Had a player complete 15 straight passes..... | 16 by Adam Froman at Connecticut (10/17/09) |
| Had a player throw 30 passes..... | 36 by Teddy Bridgewater at FIU (9/22/12) |
| Had a player throw 35 passes..... | 36 by Teddy Bridgewater at FIU (9/22/12) |
| Had a player throw 40 passes..... | 43 by Will Stein vs. FIU (9/9/11) |
| Had a player throw 45 passes..... | 47 by Hunter Cantwell vs. West Virginia (11/22/08) |
| Had a player throw 50 passes..... | 58 by Brian Brohm vs. Utah (10/5/07) |

Individual Receiving

| | |
|--|--|
| Had a player with 10 or more receptions in a game..... | 12 by Harry Douglas vs. Syracuse (9/22/07) |
| Had a player with 11 or more receptions in a game..... | 12 by Harry Douglas vs. Syracuse (9/22/07) |
| Had a player with 12 or more receptions in a game..... | 12 by Harry Douglas vs. Syracuse (9/22/07) |
| Had a player with 13 or more receptions in a game..... | 13 by Harry Douglas at Kentucky (9/15/07) |
| Had a player with 14 or more receptions in a game..... | 15 by Arnold Jackson at Cincinnati (11/6/99) |
| Had a player with 15 or more receptions in a game..... | 15 by Arnold Jackson at Cincinnati (11/6/99) |
| Had a player receive 100 or more yards..... | 153 by DeVante Parker at Pittsburgh (10/13/12) |
| Had a player receive 150 or more yards..... | 153 by DeVante Parker at Pittsburgh (10/13/12) |
| Had a player receive 200 or more yards..... | 205 by Harry Douglas vs. Syracuse (9/22/07) |
| Had a player receive for 2 or more TDs..... | 2 by DeVante Parker at USF (11/25/11) |
| Had a player receive for 3 or more TDs..... | 3 by J.R. Russell vs. Miami (OH) (12/18/03) |
| Had a player receive for 4 or more TDs..... | 4 by Lavell Boyd vs. Houston (10/23/99) |

Games against Ranked Teams


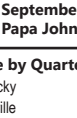
| | |
|---|---|
| Beat a top 25 team..... | at #24 West Virginia 38-35 (11/5/11) |
| Beat a top 10 team..... | vs. #3 West Virginia 44-34 (11/2/06) |
| Beat a top 5 team..... | vs. #3 West Virginia 44-34 (11/2/06) |
| Beat a ranked opponent at home..... | vs. #14 USF 24-20 (10/25/08) |
| Beat a ranked opponent on the road..... | at #24 West Virginia 38-35 (11/5/11) |
| Beat a ranked opponent at a neutral site..... | vs. #12 Wake Forest 24-13 (1/2/07) |
| Lost to a ranked opponent at home..... | vs. #20 Southern Mississippi 27-30 (11/20/99) |
| Lost to a ranked opponent on the road..... | at #25 Oregon State 28-35 (9/18/10) |
| Lost to a ranked opponent at a neutral site..... | vs. #12 Virginia Tech 24-35 (1/2/06) - Gator Bowl |
| Won on the last play of the game..... | 27-yard field goal by Nate Smith vs. USM (11/14/02) |
| Lost on the last play of the game..... | 37-yard field goal by Maikon Bonani USF (11/13/10) OT |
| Came from behind and won in the fourth quarter..... | at Southern Mississippi Won 21-17 (9/29/12), Trailed 17-15 in 4th |



| | |
|--|---|
| Scored on the first play from scrimmage..... | 81-yard pass from Brian Brohm to Gary Garnidge vs. MTSU (8/30/07) |
| A QB caught a pass on a designed play..... | by A. Froman 27-yd from D. Beaumont vs. Cincinnati (10/15/10) |
| Had two RB rush for at least 100 yards each..... | 108 by Senorise Perry; 105 by Jeremy Wright vs. Kentucky (9/2/12) |

Returns/Special Teams/Defense

| | |
|---|---|
| Returned a KO for a TD..... | 100-yards by Adrian Bushell at Connecticut (11/19/11) |
| Returned a Punt for a TD..... | 74-yards by Doug Beaumont vs. Connecticut (10/23/10) |
| Returned an INT for a TD..... | 63-yards by Mike Evans at Cincinnati (10/15/11) |
| Recovered a fumble in the endzone for a TD..... | by Daniel Brown vs. West Virginia (11/20/10) |
| Returned a fumble for a TD..... | 36-yards by Malcolm Mitchell at Connecticut (11/19/11) |
| Faked a punt for a first down..... | 40-yard run by Chris Philpott vs. Murray State (9/1/11) |
| Blocked FG..... | by Adrian Bushell at West Virginia (11/5/11) |
| Returned a blocked FG for a TD..... | 62-yards by Andrew Johnson at West Virginia (11/5/11) |
| Returned a PAT for a Def. Extra Point..... | by Ray Buchanan at Ohio State (9/14/91) |
| Blocked a punt..... | by Champ Lee at Pittsburgh (10/13/12) |
| Recorded a Safety (Team)..... | vs. Eastern Kentucky (9/11/10) ECU: offensive holding in end zone |
| Recorded a Safety (Individual Tackle)..... | by Scott Lopez at Duke (9/7/02) |
| Had a player record 15 tackles..... | 15 by Chris Campa vs. Syracuse (11/14/09) |

Game Recaps

| Game #1 | | |
|--|-----------|--|
|  (0-1,0-0) Kentucky | 14 | |
|  (1-0,0-0) Louisville | 32 | |
| September 2, 2012 • Louisville, Ky. Papa John's Cardinal Stadium • 55,386 | | |

| Game #2 | | |
|--|-----------|--|
|  (0-2,0-0) Missouri State | 7 | |
|  (2-0,0-0) Louisville | 35 | |
| September 8, 2012 • Louisville, Ky. Papa John's Cardinal Stadium • 47,553 | | |

| Score by Quarters | 1 | 2 | 3 | 4 | Score |
|-------------------|---|----|----|---|-------|
| Kentucky | 0 | 7 | 7 | 0 | 14 |
| Louisville | 8 | 14 | 10 | 0 | 32 |

| Qtr | Time | Scoring Play |
|-------|-------|-------------------------------|
| LOU 1 | 3:11 | Wright 1-yd run |
| UK 2 | 13:42 | Robinson 1-yd pass from Smith |
| LOU 2 | 11:03 | Perry 47-yd run |
| LOU 2 | 4:17 | Wright 14-yd run |
| LOU 3 | 8:19 | Wallace 22-yd field goal |
| LOU 3 | 4:37 | Wright 1-yd run |
| UK 3 | 2:43 | King 5-yd pass from Smith |

Conversion

| | | |
|--------------------------|----------------|----|
| M. Smith pass from Stein | Missouri State | 0 |
| McIntosh kick | Louisville | 11 |
| Wallace kick | | 7 |
| Wallace kick | | 7 |
| Wallace kick | | 10 |
| McIntosh kick | | |

| | UK | LOU |
|--------------------------------|---------|---------|
| FIRST DOWNS | 24 | 26 |
| _Rushing | 6 | 12 |
| _Passing | 16 | 13 |
| _Penalty | 2 | 1 |
| NET YARDS RUSHING | 93 | 219 |
| _Rushing Attempts | 19 | 46 |
| _Average Per Rush | 4.9 | 4.8 |
| _Rushing Touchdowns | 0 | 4 |
| _Yards Gained Rushing | 109 | 239 |
| _Yards Lost Rushing | 16 | 20 |
| NET YARDS PASSING | 280 | 247 |
| _Completions-Attempts-Int | 35-51-0 | 22-26-0 |
| _Average Per Attempt | 5.5 | 9.5 |
| _Average Per Completion | 8.0 | 11.2 |
| _Passing Touchdowns | 2 | 0 |
| TOTAL OFFENSE YARDS | 373 | 466 |
| _Total offense plays | 70 | 72 |
| _Average Gain Per Play | 5.3 | 6.5 |
| Fumbles: Number-Lost | 2-2 | 3-0 |
| Penalties: Number-Yards | 3-17 | 6-42 |
| PUNTS-YARDS | 2-88 | 4-171 |
| _Average Yards Per Punt | 44.0 | 42.8 |
| _Net Yards Per Punt | 48.5 | 37.2 |
| _Inside 20 | 2 | 2 |
| _50+ Yards | 1 | 1 |
| _Touchbacks | 0 | 0 |
| _Fair catch | 1 | 1 |
| KICKOFFS-YARDS | 2-130 | 6-379 |
| _Average Yards Per Kickoff | 65.0 | 63.2 |
| _Net Yards Per Kickoff | 47.5 | 34.8 |
| _Touchbacks | 1 | 2 |
| Punt returns: Number-Yards-TD | 3-22-0 | 1-9-0 |
| _Average Per Return | 7.3 | -9.0 |
| Kickoff returns: Number-Yds-TD | 4-120-0 | 1-15-0 |
| _Average Per Return | 30.0 | 15.0 |
| Interceptions: Number-Yds-TD | 0-0-0 | 0-0-0 |
| Fumble Returns: Number-Yds-TD | 0-0-0 | 0-0-0 |
| Miscellaneous Yards | 0 | 0 |
| Possession Time | 23:39 | 36:21 |
| _1st Quarter | 6:39 | 8:21 |
| _2nd Quarter | 3:38 | 11:22 |
| _3rd Quarter | 6:23 | 8:37 |
| _4th Quarter | 6:59 | 8:01 |
| Third-Down Conversions | 7 of 13 | 6 of 12 |
| Fourth-Down Conversions | 0 of 3 | 1 of 1 |
| Red-Zone Scores-Chances | 2-4 | 4-4 |
| _Touchdowns | 2-4 | 3-4 |
| _Field goals | 0-4 | 1-4 |
| Sacks By: Number-Yards | 3-5 | 2-13 |
| PAT Kicks | 2-2 | 3-3 |
| Field Goals | 0-1 | 1-1 |

| | UK | LOU |
|--------------------------------|---------|---------|
| FIRST DOWNS | 24 | 26 |
| _Rushing | 6 | 12 |
| _Passing | 16 | 13 |
| _Penalty | 2 | 1 |
| NET YARDS RUSHING | 93 | 219 |
| _Rushing Attempts | 19 | 46 |
| _Average Per Rush | 4.9 | 4.8 |
| _Rushing Touchdowns | 0 | 4 |
| _Yards Gained Rushing | 109 | 239 |
| _Yards Lost Rushing | 16 | 20 |
| NET YARDS PASSING | 280 | 247 |
| _Completions-Attempts-Int | 35-51-0 | 22-26-0 |
| _Average Per Attempt | 5.5 | 9.5 |
| _Average Per Completion | 8.0 | 11.2 |
| _Passing Touchdowns | 2 | 0 |
| TOTAL OFFENSE YARDS | 373 | 466 |
| _Total offense plays | 70 | 72 |
| _Average Gain Per Play | 5.3 | 6.5 |
| Fumbles: Number-Lost | 2-2 | 3-0 |
| Penalties: Number-Yards | 3-17 | 6-42 |
| PUNTS-YARDS | 2-88 | 4-171 |
| _Average Yards Per Punt | 44.0 | 42.8 |
| _Net Yards Per Punt | 48.5 | 37.2 |
| _Inside 20 | 2 | 2 |
| _50+ Yards | 1 | 1 |
| _Touchbacks | 0 | 0 |
| _Fair catch | 1 | 1 |
| KICKOFFS-YARDS | 2-130 | 6-379 |
| _Average Yards Per Kickoff | 65.0 | 63.2 |
| _Net Yards Per Kickoff | 47.5 | 34.8 |
| _Touchbacks | 1 | 2 |
| Punt returns: Number-Yards-TD | 3-22-0 | 1-9-0 |
| _Average Per Return | 7.3 | -9.0 |
| Kickoff returns: Number-Yds-TD | 4-120-0 | 1-15-0 |
| _Average Per Return | 30.0 | 15.0 |
| Interceptions: Number-Yds-TD | 0-0-0 | 0-0-0 |
| Fumble Returns: Number-Yds-TD | 0-0-0 | 0-0-0 |
| Miscellaneous Yards | 0 | 0 |
| Possession Time | 23:39 | 36:21 |
| _1st Quarter | 6:39 | 8:21 |
| _2nd Quarter | 3:38 | 11:22 |
| _3rd Quarter | 6:23 | 8:37 |
| _4th Quarter | 6:59 | 8:01 |
| Third-Down Conversions | 7 of 13 | 6 of 12 |
| Fourth-Down Conversions | 0 of 3 | 1 of 1 |
| Red-Zone Scores-Chances | 2-4 | 4-4 |
| _Touchdowns | 2-4 | 3-4 |
| _Field goals | 0-4 | 1-4 |
| Sacks By: Number-Yards | 3-5 | 2-13 |
| PAT Kicks | 2-2 | 3-3 |
| Field Goals | 0-1 | 1-1 |

Rushing

UK — CoShik Williams 10-62-0, Raymond Sanders 3-38-0.
LOU — Senorise Perry 16-108-1, Jeremy Wright 22-105-3.

Passing

UK — Maxwell Smith 35-50-0-280-2, Gene McCaskill 0-1-0-0-0.
LOU — Teddy Bridgewater 19-21-0-232-0, Will Stein 3-5-0-15-0.

Receiving

UK — La'Rod King 8-77-1, Daryl Collins 7-64-0, Aaron Boyd 3-36-0.
LOU — Damian Copeland 4-51-0, Andrell Smith 4-46-0, DeVante Parker 3-57-0.

Rushing

MSU — Ryan Heaston 9-38-0, Cedric Miller 5-24-0, Vernon Scott 8-23-0.
LOU — Senorise Perry 19-72-1, Jeremy Wright 10-43-0.

Passing

MSU — Ashton Glaser 14-23-1-125-1, Kierra Harris 2-5-0-25-0.
LOU — Teddy Bridgewater 30-39-0-344-2.

Game Recaps

Game #3

| | | |
|--|---------------------------------|-----------|
| | (1-2,0-0) North Carolina | 34 |
| | (3-0,0-0) Louisville | 39 |

September 15, 2012 • Louisville, Ky.
Papa John's Cardinal Stadium • 47,553

| Score by Quarters | 1 | 2 | 3 | 4 | Score |
|-------------------|----|----|---|----|-------|
| North Carolina | 0 | 7 | 7 | 20 | 34 |
| Louisville | 15 | 21 | 0 | 3 | 39 |

| Qtr | Time | Scoring Play | Conversion |
|-----|---------|------------------------------------|-------------------------|
| LOU | 1 9:31 | Perry 13-yd run | Stein pass failed |
| LOU | 1 8:01 | Gaines 32-yd pass from Bridgewater | Bridgewater pass failed |
| LOU | 1 2:25 | Wallace 22-yd field goal | |
| LOU | 2 11:25 | Rogers 15-yd pass from Bridgewater | Wallace kick |
| LOU | 2 7:59 | Wright 12-yd run | Wallace kick |
| UNC | 2 6:19 | Morris 44-yd pass from Renner | Barth kick |
| LOU | 2 0:46 | Heuser 4-yd pass from Bridgewater | Wallace kick |
| UNC | 3 5:09 | Ebron 2-yd pass from Renner | Barth kick |
| LOU | 4 13:38 | Wallace 43-yd field goal | |
| UNC | 4 12:02 | Highsmith 9-yd pass from Renner | Barth kick |
| UNC | 4 8:22 | Ebron 5-yd pass from Renner | Barth kick |
| UNC | 4 4:23 | Morris 50-yd pass from Renner | Renner pass failed |

| | UNC | LOU |
|--------------------------------|---------|---------|
| FIRST DOWNS | 20 | 27 |
| Rushing | 4 | 14 |
| Passing | 14 | 13 |
| Penalty | 2 | 0 |
| NET YARDS RUSHING | 47 | 183 |
| Rushing Attempts | 17 | 43 |
| Average Per Rush | 2.8 | 4.3 |
| Rushing Touchdowns | 0 | 2 |
| Yards Gained Rushing | 79 | 220 |
| Yards Lost Rushing | 32 | 37 |
| NET YARDS PASSING | 363 | 279 |
| Completions-Attempts-Int | 26-41-1 | 23-28-0 |
| Average Per Attempt | 8.9 | 10.0 |
| Average Per Completion | 14.0 | 12.1 |
| Passing Touchdowns | 5 | 3 |
| TOTAL OFFENSE YARDS | 410 | 462 |
| Total offense plays | 58 | 71 |
| Average Gain Per Play | 7.1 | 6.5 |
| Fumbles: Number-Lost | 1-1 | 1-1 |
| Penalties: Number-Yards | 6-38 | 6-53 |
| PUNTS-YARDS | 3-106 | 2-57 |
| Average Yards Per Punt | 35.3 | 28.5 |
| Net Yards Per Punt | 32.7 | 26.0 |
| Inside 20 | 1 | 1 |
| 50+ Yards | 0 | 1 |
| Touchbacks | 0 | 0 |
| Fair catch | 1 | 0 |
| KICKOFFS-YARDS | 6-382 | 8-486 |
| Average Yards Per Kickoff | 63.7 | 60.8 |
| Net Yards Per Kickoff | 41.0 | 41.2 |
| Touchbacks | 2 | 0 |
| Punt returns: Number-Yards-TD | 2-5-0 | 1-8-0 |
| Average Per Return | 2.5 | 8.0 |
| Kickoff returns: Number-Yds-TD | 7-156-0 | 4-96-0 |
| Average Per Return | 22.3 | 24.0 |
| Interceptions: Number-Yds-TD | 0-0-0 | 1-0-0 |
| Fumble Returns: Number-Yds-TD | 0-0-0 | 0-0-0 |
| Miscellaneous Yards | 0 | 0 |
| Possession Time | 21:36 | 38:24 |
| 1st Quarter | 7:49 | 7:11 |
| 2nd Quarter | 3:25 | 11:35 |
| 3rd Quarter | 4:14 | 10:46 |
| 4th Quarter | 6:08 | 8:52 |
| Third-Down Conversions | 6 of 11 | 6 of 12 |
| Fourth-Down Conversions | 0 of 1 | 0 of 1 |
| Red-Zone Scores-Chances | 3-4 | 6-7 |
| Touchdowns | 3-4 | 4-7 |
| Field goals | 0-4 | 2-7 |
| Sacks By: Number-Yards | 3-29 | 0-0 |
| PAT Kicks | 4-4 | 3-3 |
| Field Goals | 0-0 | 2-2 |

Rushing
 UNC — A.J. Blue 7-43-0, Romar Morris 4-23-0.
 LOU — Jeremy Wright 20-114-1, Senorise Perry 16-86-1.

Passing
 UNC — Bryn Renner 26-41-1-363-5.
 LOU — Teddy Bridgewater 23-28-0-279-3.

Receiving
 UNC — Eric Highsmith 6-62-1.
 LOU — Charles Gaines 5-78-1, Jeremy Wright 4-26-0, Nate Nord 3-19-0, Andrell Smith 2-45-0

Game #4

| | | |
|--|-----------------------------|-----------|
| | (4-0,0-0) Louisville | 28 |
| | (1-3,0-0) FIU | 21 |

September 22, 2012 • Miami, Fla.
FIU Stadium • 12,318

| Score by Quarters | 1 | 2 | 3 | 4 | Score |
|-------------------|---|---|---|---|-------|
| Louisville | 7 | 7 | 7 | 7 | 28 |
| FIU | 7 | 7 | 0 | 7 | 21 |

| Qtr | Time | Scoring Play | Conversion |
|-----|---------|-----------------------------------|--------------|
| LOU | 1 7:49 | Heuser 3-yd pass from Bridgewater | Wallace kick |
| FIU | 1 2:14 | Mallary 3-yd run | Griffin kick |
| FIU | 2 7:08 | Medlock 1-yd run | Griffin kick |
| LOU | 2 0:26 | Smith 1-yd pass from Bridgewater | Wallace kick |
| LOU | 3 12:31 | Wright 6-yd run | Wallace kick |
| LOU | 4 14:54 | Bridgewater 1-yd run | Wallace kick |
| FIU | 4 4:53 | Younger 4-yd pass from Hilliard | Griffin kick |

| | LOU | FIU |
|--------------------------------|---------|---------|
| FIRST DOWNS | 21 | 17 |
| Rushing | 7 | 7 |
| Passing | 11 | 9 |
| Penalty | 3 | 1 |
| NET YARDS RUSHING | 129 | 128 |
| Rushing Attempts | 31 | 34 |
| Average Per Rush | 4.2 | 3.8 |
| Rushing Touchdowns | 2 | 2 |
| Yards Gained Rushing | 139 | 138 |
| Yards Lost Rushing | 10 | 10 |
| NET YARDS PASSING | 194 | 198 |
| Completions-Attempts-Int | 19-36-2 | 19-26-0 |
| Average Per Attempt | 5.4 | 7.6 |
| Average Per Completion | 10.2 | 10.4 |
| Passing Touchdowns | 2 | 1 |
| TOTAL OFFENSE YARDS | 323 | 326 |
| Total offense plays | 67 | 60 |
| Average Gain Per Play | 4.8 | 5.4 |
| Fumbles: Number-Lost | 0-0 | 1-1 |
| Penalties: Number-Yards | 5-45 | 11-86 |
| PUNTS-YARDS | 3-114 | 3-124 |
| Average Yards Per Punt | 38.0 | 41.3 |
| Net Yards Per Punt | 35.7 | 25.0 |
| Inside 20 | 1 | 0 |
| 50+ Yards | 0 | 1 |
| Touchbacks | 0 | 0 |
| Fair catch | 1 | 0 |
| KICKOFFS-YARDS | 5-325 | 4-256 |
| Average Yards Per Kickoff | 65.0 | 64.0 |
| Net Yards Per Kickoff | 34.0 | 44.8 |
| Touchbacks | 0 | 2 |
| Punt returns: Number-Yards-TD | 3-49-0 | 2-7-0 |
| Average Per Return | 16.3 | 3.5 |
| Kickoff returns: Number-Yds-TD | 2-27-0 | 5-155-0 |
| Average Per Return | 13.5 | 31.0 |
| Interceptions: Number-Yds-TD | 0-0-0 | 2-0-0 |
| Fumble Returns: Number-Yds-TD | 0-0-0 | 0-0-0 |
| Miscellaneous Yards | 0 | 0 |
| Possession Time | 29:37 | 30:23 |
| 1st Quarter | 6:07 | 8:53 |
| 2nd Quarter | 6:36 | 8:24 |
| 3rd Quarter | 10:32 | 4:28 |
| 4th Quarter | 6:22 | 8:38 |
| Third-Down Conversions | 8 of 14 | 5 of 10 |
| Fourth-Down Conversions | 1 of 1 | 0 of 2 |
| Red-Zone Scores-Chances | 4-4 | 3-4 |
| Touchdowns | 4-4 | 3-4 |
| Field goals | 0-4 | 0-4 |
| Sacks By: Number-Yards | 1-6 | 0-0 |
| PAT Kicks | 4-4 | 3-3 |
| Field Goals | 0-0 | 0-0 |

Rushing
 FIU — Jeremiah Harden 20-102-0, Darian Mallary 5-12-1, Shane Coleman 3-9-0.
 LOU — Senorise Perry 11-74-0, Jeremy Wright 14-43-1, Teddy Bridgewater 4-16-1.

Passing
 FIU — Jake Medlock 10-16-0-116-0, E.J. Hilliard 9-10-0-82-1.
 LOU — Teddy Bridgewater 19-36-2-194-2.

Receiving
 FIU — Wayne Times 7-58-0, Jacob Younger 5-73-1, Ya'Keem Griner 4-54-0.
 LOU — Andrell Smith 5-50-1, DeVante Parker 3-47-0, Scott Radcliff 3-29-0.

Game #5



(5-0,0-0) Louisville **21**

(0-4,0-1) Southern Mississippi **17**

September 29, 2012 • Hattiesburg, Miss.
M.M. Roberts • 23,492

| Score by Quarters | 1 | 2 | 3 | 4 | Score |
|----------------------|----|---|---|---|-------|
| Louisville | 6 | 6 | 3 | 6 | 21 |
| Southern Mississippi | 10 | 7 | 0 | 0 | 17 |

| Qtr | Time | Scoring Play | Conversion |
|-----|---------|------------------------------------|----------------------------------|
| LOU | 1 11:45 | Parker 29-yd pass from Bridgewater | Stein rush failed (fumbled snap) |
| USM | 1 8:11 | Hunt 23-yd interception return | Acosta kick |
| USM | 1 1:35 | Acosta 21-yd field goal | |
| USM | 2 6:15 | Richard 1-yd run | Acosta kick |
| LOU | 2 1:37 | Perry 1-yd run | Bridgewater pass failed |
| LOU | 3 3:36 | Wallace 38-yd field goal | |
| LOU | 4 5:35 | Perry 14-yd run | Wallace kick blocked |

| | LOU | USM |
|--------------------------------|---------|---------|
| FIRST DOWNS | 17 | 13 |
| Rushing | 11 | 10 |
| Passing | 4 | 2 |
| Penalty | 2 | 1 |
| NET YARDS RUSHING | 184 | 224 |
| Rushing Attempts | 50 | 48 |
| Average Per Rush | 3.7 | 4.7 |
| Rushing Touchdowns | 2 | 1 |
| Yards Gained Rushing | 226 | 265 |
| Yards Lost Rushing | 42 | 41 |
| NET YARDS PASSING | 85 | 25 |
| Completions-Attempts-Int | 10-14-1 | 2-9-0 |
| Average Per Attempt | 6.1 | 2.8 |
| Average Per Completion | 8.5 | 12.5 |
| Passing Touchdowns | 1 | 0 |
| TOTAL OFFENSE YARDS | 269 | 249 |
| Total offense plays | 64 | 57 |
| Average Gain Per Play | 4.2 | 4.4 |
| Fumbles: Number-Lost | 2-1 | 3-1 |
| Penalties: Number-Yards | 5-29 | 2-30 |
| PUNTS-YARDS | 4-182 | 4-135 |
| Average Yards Per Punt | 45.5 | 33.8 |
| Net Yards Per Punt | 33.8 | 33.2 |
| Inside 20 | 1 | 1 |
| 50+ Yards | 1 | 1 |
| Touchbacks | 2 | 0 |
| Fair catch | 1 | 0 |
| KICKOFFS-YARDS | 5-283 | 4-193 |
| Average Yards Per Kickoff | 56.6 | 48.2 |
| Net Yards Per Kickoff | 34.0 | 31.0 |
| Touchbacks | 0 | 0 |
| Punt returns: Number-Yards-TD | 1-2-0 | 1-7-0 |
| Average Per Return | 2.0 | 7.0 |
| Kickoff returns: Number-Yds-TD | 4-69-0 | 5-113-0 |
| Average Per Return | 17.2 | 22.6 |
| Interceptions: Number-Yds-TD | 0-0-0 | 1-23-1 |
| Fumble Returns: Number-Yds-TD | 0-0-0 | 1-14-0 |
| Miscellaneous Yards | 0 | 0 |
| Possession Time | 35:22 | 24:38 |
| 1st Quarter | 10:00 | 5:00 |
| 2nd Quarter | 8:57 | 6:03 |
| 3rd Quarter | 9:07 | 5:53 |
| 4th Quarter | 7:18 | 7:42 |
| Third-Down Conversions | 8 of 14 | 2 of 12 |
| Fourth-Down Conversions | 1 of 1 | 0 of 1 |
| Red-Zone Scores-Chances | 3-3 | 2-2 |
| Touchdowns | 2-3 | 1-2 |
| Field goals | 1-3 | 1-2 |
| Sacks By: Number-Yards | 1-19 | 3-20 |
| PAT Kicks | 0-2 | 2-2 |
| Field Goals | 1-1 | 1-2 |

Rushing
USM — Desmond Johnson 14-99-0, Jalen Richard 13-62-1, Kendrick Hardy 4-44-0.
LOU — Senorise Perry 22-118-2, Jeremy Wright 20-84-0, Teddy Bridgewater 6-(-14)-0.

Passing
USM — Ricky Lloyd 2-8-0-25-0, Desmond Johnson 0-1-0-0-0.
LOU — Teddy Bridgewater 9-13-1-85-1, Will Stein 1-1-0-0-0.

Receiving
USM — Jalen Richard 1-13-0, D.J. Thompson 1-12-0.
LOU — Damian Copeland 3-12-0, DeVante Parker 2-37-1, Ryan Hubbell 1-15-0.

Game #6



(6-0, 1-0) Louisville **45**

(2-4,0-3) Pittsburgh **17**

Oct. 13, 2012 • Pittsburgh, Pa.
Heinz Field • 42,432

| Score by Quarters | 1 | 2 | 3 | 4 | Score |
|-------------------|---|----|----|----|-------|
| Louisville | 7 | 10 | 21 | 7 | 45 |
| Pittsburgh | 7 | 14 | 0 | 14 | 35 |

| Qtr | Time | Scoring Play | Conversion |
|------|---------|------------------------------------|--------------|
| PITT | 1 10:59 | Saddler 7-yd pass from Sunseri | Harper kick |
| LOU | 1 4:12 | Perry 6-yd run | Wallace kick |
| PITT | 2 14:05 | Thomas 0-yd blocked punt return | Harper kick |
| LOU | 2 8:04 | Wright 4-yd run | Wallace kick |
| PITT | 2 3:00 | Shell 2-yd run | Harper kick |
| LOU | 2 0:02 | Wallace 45-yd field goal | Wallace kick |
| LOU | 3 14:49 | Parker 75-yd pass from Bridgewater | Wallace kick |
| LOU | 3 10:42 | Perry 2-yd run | Wallace kick |
| LOU | 3 4:00 | Perry 1-yd run | Wallace kick |
| PITT | 4 12:41 | Sunseri 1-yd run | Harper kick |
| LOU | 4 2:25 | Perry 59-yd run | Wallace kick |
| PITT | 4 0:40 | Street 2-yd pass from Sunseri | Harper kick |

| | LOU | PITT |
|--------------------------------|---------|---------|
| FIRST DOWNS | 19 | 22 |
| Rushing | 7 | 9 |
| Passing | 10 | 11 |
| Penalty | 2 | 2 |
| NET YARDS RUSHING | 156 | 93 |
| Rushing Attempts | 31 | 34 |
| Average Per Rush | 5.0 | 2.7 |
| Rushing Touchdowns | 5 | 2 |
| Yards Gained Rushing | 171 | 137 |
| Yards Lost Rushing | 15 | 44 |
| NET YARDS PASSING | 304 | 287 |
| Completions-Attempts-Int | 17-27-0 | 28-37-0 |
| Average Per Attempt | 11.3 | 7.8 |
| Average Per Completion | 17.9 | 10.2 |
| Passing Touchdowns | 1 | 2 |
| TOTAL OFFENSE YARDS | 460 | 380 |
| Total offense plays | 58 | 71 |
| Average Gain Per Play | 7.9 | 5.4 |
| Fumbles: Number-Lost | 0-0 | 0-0 |
| Penalties: Number-Yards | 7-64 | 5-40 |
| PUNTS-YARDS | 4-120 | 2-50 |
| Average Yards Per Punt | 30.0 | 25.0 |
| Net Yards Per Punt | 13.5 | 22.0 |
| Inside 20 | 0 | 0 |
| 50+ Yards | 0 | 0 |
| Touchbacks | 1 | 0 |
| Fair catch | 0 | 0 |
| KICKOFFS-YARDS | 8-483 | 5-317 |
| Average Yards Per Kickoff | 60.4 | 63.4 |
| Net Yards Per Kickoff | 35.0 | 43.6 |
| Touchbacks | 0 | 2 |
| Punt returns: Number-Yards-TD | 1-6-0 | 3-46-1 |
| Average Per Return | 6.0 | 15.3 |
| Kickoff returns: Number-Yds-TD | 3-49-0 | 8-203-0 |
| Average Per Return | 16.3 | 25.4 |
| Interceptions: Number-Yds-TD | 0-0-0 | 0-0-0 |
| Fumble Returns: Number-Yds-TD | 0-0-0 | 0-0-0 |
| Miscellaneous Yards | 0 | 0 |
| Possession Time | 27:58 | 32:02 |
| 1st Quarter | 7:13 | 7:47 |
| 2nd Quarter | 8:47 | 6:13 |
| 3rd Quarter | 5:33 | 9:27 |
| 4th Quarter | 6:25 | 8:35 |
| Third-Down Conversions | 7 of 12 | 8 of 14 |
| Fourth-Down Conversions | 1 of 1 | 0 of 3 |
| Red-Zone Scores-Chances | 4-4 | 4-4 |
| Touchdowns | 4-4 | 4-4 |
| Field goals | 0-4 | 0-4 |
| Sacks By: Number-Yards | 5-30 | 2-10 |
| PAT Kicks | 6-6 | 5-5 |
| Field Goals | 1-1 | 0-1 |

Rushing
PITT — Rushel Shell 18-96-1, Ray Graham 6-20-0, Tino Sunseri 8-(-10)-1.
LOU — Senorise Perry 12-101-4, Jeremy Wright 13-61-1, Teddy Bridgewater 4-(-2)-0.

Passing
PITT — Tino Sunseri 28-37-0-287-2.
LOU — Teddy Bridgewater 17-26-0-304-1.

Receiving
PITT — Devin Street 11-111-1, Ray Graham 5-51-0, Mike Shanahan 4-74-0.
LOU — DeVante Parker 4-153-1, Andrell Smith 1-31-0, Eli Rogers 1-29-0.

2012 Statistics

Overall: 6-0 BIG EAST: 1-0Home: 3-0Away: 3-0

2012 Schedule and Results

| Date | UL (rank) | Opponent(rank) | TV | Site | Time/Result | Att | Highlights |
|----------|-----------|------------------|-----------|-------------|-------------|--------|---|
| Sept. 2 | RV/25 | Kentucky | ESPN | Louisville | W, 32-14 | 55,386 | Perry and Wright rush for over 100 yards |
| Sept. 8 | 24/23 | Missouri State | WHAS | Louisville | W, 35-7 | 47,553 | Bridgewater throws for a career-high 344 yards and two touchdowns |
| Sept. 15 | 20/19 | North Carolina | ABC | Louisville | W, 39-34 | 53,334 | Cardinals hang on after racing out to a 36-7 half-time lead |
| Sept. 22 | 18/20 | at FIU | ESPN3 | Miami | W, 28-21 | 12,318 | Bridgewater throws two touchdowns in return to Miami |
| Sept. 29 | 17/19 | at Southern Miss | CBSSports | Hattiesburg | W, 21-17 | 23,492 | Perry scores go-head touchdowns with 5:35 to play |
| Oct. 13 | 16/18 | at Pitt* | ESPNU | Pittsburgh | W, 45-35 | 42,342 | Perry scores career-best four touchdowns |
| Oct. 20 | 14/16 | USF* | ABC | Louisville | 3:30 p.m. | | |
| Oct. 26 | --/-- | Cincinnati* | ESPN2 | Louisville | 8 p.m. | | |
| Nov. 3 | --/-- | Temple* | --- | Louisville | TBA | | |
| Nov. 10 | --/-- | at Syracuse* | --- | Syracuse | TBA | | |
| Nov. 24 | --/-- | Connecticut* | --- | Louisville | TBA | | |
| Nov. 29 | --/-- | at Rutgers* | ESPN | Piscataway | 7:30 p.m. | | |

* BIG EAST Game

Rankings (USA/AP)

■ TEAM STATISTICS

| | LOU | OPP |
|--------------------------------|--------------------|---------------------|
| SCORING | 200 | 128 |
| Points Per Game | 33.3 | 21.3 |
| FIRST DOWNS | 135 | 111 |
| Rushing | 57 | 40 |
| Passing | 69 | 60 |
| Penalty | 9 | 11 |
| RUSHING YARDAGE | 1002 | 684 |
| Yards gained rushing | 1139 | 845 |
| Yards lost rushing | 137 | 161 |
| Rushing Attempts | 238 | 183 |
| Average Per Rush | 4.2 | 3.7 |
| Average Per Game | 167.0 | 114.0 |
| TDs Rushing | 17 | 5 |
| PASSING YARDAGE | 1453 | 1303 |
| Comp-Att-Int | 121-171-3 | 126-192-2 |
| Average Per Pass | 8.5 | 6.8 |
| Average Per Catch | 12.0 | 10.3 |
| Average Per Game | 242.2 | 217.2 |
| TDs Passing | 9 | 11 |
| TOTAL OFFENSE | 2455 | 1987 |
| Total Plays | 409 | 375 |
| Average Per Play | 6.0 | 5.3 |
| Average Per Game | 409.2 | 331.2 |
| KICK RETURNS: #-Yards | 15-268 | 35-853 |
| PUNT RETURNS: #-Yards | 9-58 | 11-87 |
| INT RETURNS: #-Yards | 2-0 | 3-23 |
| KICK RETURN AVERAGE | 17.9 | 24.4 |
| PUNT RETURN AVERAGE | 6.4 | 7.9 |
| INT RETURN AVERAGE | 0.0 | 7.7 |
| FUMBLES-LOST | 8-3 | 11-6 |
| PENALTIES-Yards | 38-320 | 32-243 |
| Average Per Game | 53.3 | 40.5 |
| PUNTS-Yards | 20-773 | 19-713 |
| Average Per Punt | 38.7 | 37.5 |
| Net punt average | 31.3 | 34.5 |
| KICKOFFS-Yards | 39-2358 | 23-1408 |
| Average Per Kick | 60.5 | 61.2 |
| Net kick average | 36.7 | 40.9 |
| TIME OF POSSESSION/Game | 33:35 | 26:25 |
| 3RD-DOWN Conversions | 45/80 | 32/73 |
| 3rd-Down Pct | 56% | 44% |
| 4TH-DOWN Conversions | 5/6 | 2/13 |
| 4th-Down Pct | 83% | 15% |
| SACKS BY-Yards | 10-74 | 13-85 |
| MISC YARDS | 0 | 0 |
| TOUCHDOWNS SCORED | 26 | 18 |
| FIELD GOALS-ATTEMPTS | 7-7 | 1-4 |
| ON-SIDE KICKS | 0-0 | 1-2 |
| RED-ZONE SCORES | (26-27) 96% | (15-19) 79% |
| RED-ZONE TOUCHDOWNS | (21-27) 78% | (14-19) 74% |
| PAT-ATTEMPTS | (19-21) 90% | (17-17) 100% |
| ATTENDANCE | 156273 | 78242 |
| Games/Avg Per Game | 3/52091 | 3/26081 |
| Neutral Site Games | | 0/0 |

^s

| Score by Quarters | 1st | 2nd | 3rd | 4th | Total |
|-------------------|-----|-----|-----|-----|-------|
| LOUISVILLE | 54 | 65 | 48 | 33 | 200 |
| Opponents | 24 | 49 | 14 | 41 | 128 |

■ RUSHING

| | GP | Att | Gain | Loss | Net | Avg | TD | Long | Avg/G |
|------------------|----------|------------|-------------|------------|-------------|------------|-----------|-----------|--------------|
| PERRY, Senorise | 6 | 96 | 582 | 23 | 559 | 5.8 | 9 | 59 | 93.2 |
| WRIGHT, Jeremy | 6 | 99 | 468 | 18 | 450 | 4.5 | 6 | 21 | 75.0 |
| BRIDGEWATER, T. | 6 | 32 | 86 | 78 | 8 | 0.2 | 1 | 9 | 1.3 |
| PASCHAL, Jordan | 6 | 1 | 1 | 0 | 1 | 1.0 | 1 | 1 | 0.2 |
| STEIN, Will | 5 | 2 | 2 | 2 | 0 | 0.0 | 0 | 2 | 0.0 |
| LAMB, Corvin | 4 | 1 | 0 | 2 | -2 | -2.0 | 0 | 0 | -0.5 |
| TEAM | 6 | 7 | 0 | 14 | -14 | -2.0 | 0 | 0 | -2.3 |
| Total | 6 | 238 | 1139 | 137 | 1002 | 4.2 | 17 | 59 | 167.0 |
| Opponents | 6 | 183 | 845 | 161 | 684 | 3.7 | 5 | 50 | 114.0 |

■ PASSING

| Name | G | Effic | Cmp-Att-Int | Pct | Yds | TD | Lng | Avg/G |
|------------------|----------|---------------|------------------|-------------|-------------|-----------|-----------|--------------|
| BRIDGEWATER, T. | 6 | 160.42 | 117-163-3 | 71.8 | 1438 | 9 | 75 | 239.7 |
| STEIN, Will | 5 | 87.67 | 4-6-0 | 66.7 | 15 | 0 | 9 | 3.0 |
| TEAM | 6 | 0.00 | 0-2-0 | 0.0 | 0 | 0 | 0 | 0.0 |
| Total | 6 | 156.00 | 121-171-3 | 70.8 | 1453 | 9 | 75 | 242.2 |
| Opponents | 6 | 139.45 | 126-192-2 | 65.6 | 1303 | 11 | 50 | 217.2 |

■ RECEIVING

| Name | G | No. | Yds | Avg | TD | Long | Avg/G |
|------------------|----------|------------|-------------|-------------|-----------|-----------|--------------|
| COPELAND, D. | 6 | 18 | 169 | 9.4 | 0 | 26 | 28.2 |
| PARKER, DeVante | 6 | 15 | 319 | 21.3 | 2 | 75 | 53.2 |
| SMITH, Andrell | 6 | 15 | 220 | 14.7 | 1 | 36 | 36.7 |
| WRIGHT, Jeremy | 6 | 13 | 102 | 7.8 | 0 | 15 | 17.0 |
| ROGERS, Eli | 6 | 11 | 105 | 9.5 | 1 | 29 | 17.5 |
| NORD, Nate | 6 | 11 | 103 | 9.4 | 1 | 23 | 17.2 |
| PERRY, Senorise | 6 | 10 | 113 | 11.3 | 0 | 27 | 18.8 |
| GAINES, Charles | 5 | 9 | 163 | 18.1 | 1 | 55 | 32.6 |
| RADCLIFF, Scott | 6 | 9 | 76 | 8.4 | 0 | 13 | 12.7 |
| HUBBELL, Ryan | 6 | 5 | 51 | 10.2 | 1 | 24 | 8.5 |
| HEUSER, Nick | 6 | 4 | 20 | 5.0 | 2 | 8 | 3.3 |
| DAVIS, Jarrett | 4 | 1 | 12 | 12.0 | 0 | 12 | 3.0 |
| Total | 6 | 121 | 1453 | 12.0 | 9 | 75 | 242.2 |
| Opponents | 6 | 126 | 1303 | 10.3 | 11 | 50 | 217.2 |

■ PUNT RETURNS

| Name | No. | Yds | Avg | TD | Long |
|----------------|-----|-----|-----|----|------|
| DOMINGUEZ, Kai | 9 | 58 | 6.4 | 0 | 30 |
| Total | 9 | 58 | 6.4 | 0 | 30 |
| Opponents | 11 | 87 | 7.9 | 1 | 13 |

■ INTERCEPTIONS

| Name | No. | Yds | Avg | TD | Long |
|------------------|----------|-----------|------------|----------|-----------|
| PRYOR, Calvin | 1 | 0 | 0.0 | 0 | 0 |
| SMITH, Marcus | 1 | 0 | 0.0 | 0 | 0 |
| Total | 2 | 0 | 0.0 | 0 | 0 |
| Opponents | 3 | 23 | 7.7 | 1 | 23 |

■ KICK RETURNS

| Name | No. | Yds | Avg | TD | Long |
|------------------|-----------|------------|-------------|----------|-----------|
| KICK RETURNS | No. | Yds | Avg | TD | Long |
| BUSHELL, Adrian | 5 | 126 | 25.2 | 0 | 42 |
| WRIGHT, Jeremy | 3 | 49 | 16.3 | 0 | 21 |
| PERRY, Senorise | 3 | 41 | 13.7 | 0 | 15 |
| HARRINGTON, J. | 2 | 16 | 8.0 | 0 | 18 |
| LAMB, Corvin | 2 | 36 | 18.0 | 0 | 28 |
| Total | 15 | 268 | 17.9 | 0 | 42 |
| Opponents | 35 | 853 | 24.4 | 0 | 45 |

■ FUMBLE RETURNS

| Name | No. | Yds | Avg | TD | Long |
|------------------|----------|-----------|-------------|----------|-----------|
| LAMB, Corvin | 1 | 74 | 74.0 | 0 | 74 |
| Total | 1 | 74 | 74.0 | 0 | 74 |
| Opponents | 1 | 14 | 14.0 | 0 | 14 |

|----- PATs -----|

■ SCORING

| Name | TD | FGs | Kick | Rush | Rcv | Pass | DXP | Saf | Pts |
|------------------|-----------|------------|--------------|------------|----------|------------|----------|----------|------------|
| PERRY, Senorise | 9 | 0-0 | 0-0 | 0-0 | 0 | 0-0 | 0 | 0 | 54 |
| WRIGHT, Jeremy | 6 | 0-0 | 0-0 | 0-0 | 0 | 0-0 | 0 | 0 | 36 |
| WALLACE, John | 0 | 5-5 | 16-18 | 0-0 | 0 | 0-0 | 0 | 0 | 31 |
| HEUSER, Nick | 2 | 0-0 | 0-0 | 0-0 | 0 | 0-0 | 0 | 0 | 12 |
| PARKER, DeVante | 2 | 0-0 | 0-0 | 0-0 | 0 | 0-0 | 0 | 0 | 12 |
| NAKATANI, M. | 0 | 2-2 | 3-3 | 0-0 | 0 | 0-0 | 0 | 0 | 9 |
| HUBBELL, Ryan | 1 | 0-0 | 0-0 | 0-0 | 0 | 0-0 | 0 | 0 | 6 |
| ROGERS, Eli | 1 | 0-0 | 0-0 | 0-0 | 0 | 0-0 | 0 | 0 | 6 |
| SMITH, Andrell | 1 | 0-0 | 0-0 | 0-0 | 0 | 0-0 | 0 | 0 | 6 |
| GAINES, Charles | 1 | 0-0 | 0-0 | 0-0 | 0 | 0-0 | 0 | 0 | 6 |
| PASCHAL, Jordon | 1 | 0-0 | 0-0 | 0-0 | 0 | 0-0 | 0 | 0 | 6 |
| BRIDGEWATER, T. | 1 | 0-0 | 0-0 | 0-0 | 0 | 0-2 | 0 | 0 | 6 |
| NORD, Nate | 1 | 0-0 | 0-0 | 0-0 | 0 | 0-0 | 0 | 0 | 6 |
| SMITH, Marcus | 0 | 0-0 | 0-0 | 0-0 | 2 | 0-0 | 0 | 0 | 4 |
| STEIN, Will | 0 | 0-0 | 0-0 | 0-0 | 0 | 2-3 | 0 | 0 | 0 |
| Total | 26 | 7-7 | 19-21 | 0-0 | 2 | 2-5 | 0 | 0 | 200 |
| Opponents | 18 | 1-4 | 17-17 | 0-0 | 0 | 0-1 | 0 | 0 | 128 |

■ TOTAL OFFENSE

| Name | G | Plays | Rush | Pass | Total | Avg/G |
|------------------|----------|------------|-------------|-------------|-------------|--------------|
| BRIDGEWATER, T. | 6 | 195 | 8 | 1438 | 1446 | 241.0 |
| PERRY, Senorise | 6 | 96 | 559 | 0 | 559 | 93.2 |
| WRIGHT, Jeremy | 6 | 99 | 450 | 0 | 450 | 75.0 |
| STEIN, Will | 5 | 8 | 0 | 15 | 15 | 3.0 |
| PASCHAL, Jordon | 6 | 1 | 1 | 0 | 1 | 0.2 |
| LAMB, Corvin | 4 | 1 | -2 | 0 | -2 | -0.5 |
| TEAM | 6 | 9 | -14 | 0 | -14 | -2.3 |
| Total | 6 | 409 | 1002 | 1453 | 2455 | 409.2 |
| Opponents | 6 | 375 | 684 | 1303 | 1987 | 331.2 |

■ FIELD GOALS

| Name | FGM-FGA | Pct | 01-19 | 20-29 | 30-39 | 40-49 | 50-99 | Lg | Blk |
|---------------|---------|-------|-------|-------|-------|-------|-------|----|-----|
| WALLACE, John | 5-5 | 100.0 | 0-0 | 2-2 | 1-1 | 2-2 | 0-0 | 43 | 0 |
| NAKATANI, M. | 2-2 | 100.0 | 1-1 | 0-0 | 0-0 | 1-1 | 0-0 | 45 | 0 |

■ FG SEQUENCE

| | LOUISVILLE | OPPONENTS |
|----------------|------------|-----------|
| KENTUCKY | (22) | 42 |
| MSU | (19),(45) | - |
| NORTH CAROLINA | (22),(43) | - |
| FIU | | |
| Southern Miss | (38) | (21),47 |
| Pittsburgh | (45) | 50 |

Numbers in (parentheses) indicate field goal was made.

■ PUNTING

| Name | No. | Yds | Avg | Long | TB | FC | I20 | Blkd |
|------------------|-----------|------------|-------------|-----------|----------|----------|----------|----------|
| JOHNSON, Ryan | 16 | 689 | 43.1 | 57 | 3 | 6 | 7 | 1 |
| TEAM | 2 | 0 | 0.0 | 0 | 0 | 0 | 0 | 1 |
| APPLEBY, Joshua | 2 | 84 | 42.0 | 51 | 0 | 0 | 1 | 0 |
| Total | 20 | 773 | 38.7 | 57 | 3 | 6 | 8 | 2 |
| Opponents | 19 | 713 | 37.5 | 59 | 0 | 3 | | |

■ KICKOFFS

| Name | No. | Yds | Avg | TB | OB | Retn | Net | YdLn |
|------------------|-----------|-------------|-------------|----------|----------|------------|-------------|-----------|
| WALLACE, John | 27 | 1649 | 61.1 | 2 | 0 | | | |
| APPLEBY, Joshua | 12 | 709 | 59.1 | 1 | 1 | | | |
| Total | 39 | 2358 | 60.5 | 3 | 1 | 853 | 36.7 | 28 |
| Opponents | 23 | 1408 | 61.2 | 8 | 0 | 268 | 40.9 | 24 |

■ ALL PURPOSE

| Name | G | Rush | Rec | PR | KOR | IR | Tot | Avg/G |
|------------------|----------|-------------|-------------|-----------|------------|-----------|-------------|--------------|
| PERRY, Senorise | 6 | 559 | 113 | 0 | 41 | 0 | 713 | 118.8 |
| WRIGHT, Jeremy | 6 | 450 | 102 | 0 | 49 | 0 | 601 | 100.2 |
| PARKER, DeVante | 6 | 0 | 319 | 0 | 0 | 0 | 319 | 53.2 |
| SMITH, Andrell | 6 | 0 | 220 | 0 | 0 | 0 | 220 | 36.7 |
| COPELAND, D. | 6 | 0 | 169 | 0 | 0 | 0 | 169 | 28.2 |
| GAINES, Charles | 5 | 0 | 163 | 0 | 0 | 0 | 163 | 32.6 |
| BUSHELL, Adrian | 6 | 0 | 0 | 0 | 126 | 0 | 126 | 21.0 |
| ROGERS, Eli | 6 | 0 | 105 | 0 | 0 | 0 | 105 | 17.5 |
| NORD, Nate | 6 | 0 | 103 | 0 | 0 | 0 | 103 | 17.2 |
| RADCLIFF, Scott | 6 | 0 | 76 | 0 | 0 | 0 | 76 | 12.7 |
| DOMINGUEZ, Kai | 6 | 0 | 0 | 58 | 0 | 0 | 58 | 9.7 |
| HUBBELL, Ryan | 6 | 0 | 51 | 0 | 0 | 0 | 51 | 8.5 |
| LAMB, Corvin | 4 | -2 | 0 | 0 | 36 | 0 | 34 | 8.5 |
| HEUSER, Nick | 6 | 0 | 20 | 0 | 0 | 0 | 20 | 3.3 |
| HARRINGTON, J. | 4 | 0 | 0 | 0 | 16 | 0 | 16 | 4.0 |
| DAVIS, Jarrett | 4 | 0 | 12 | 0 | 0 | 0 | 12 | 3.0 |
| BRIDGEWATER, T. | 6 | 8 | 0 | 0 | 0 | 0 | 8 | 1.3 |
| PASCHAL, Jordon | 6 | 1 | 0 | 0 | 0 | 0 | 1 | 0.2 |
| TEAM | 6 | -14 | 0 | 0 | 0 | 0 | -14 | -2.3 |
| Total | 6 | 1002 | 1453 | 58 | 268 | 0 | 2781 | 463.5 |
| Opponents | 6 | 684 | 1303 | 87 | 853 | 23 | 2950 | 491.7 |

Defensive Statistical Leaders

| No. | Name | GP | Solo | Ast | Total | TFL/Yds | Sacks | Int-Yds | BrUp | QH | FR-Yds | FF | Kick | Saf |
|--------------|-----------------|----------|------------|------------|------------|---------------|--------------|------------|-----------|----------|-------------|----------|----------|-----|
| 25 | PRYOR, Calvin | 6 | 27 | 19 | 46 | 1.0-5 | | 1-0 | 1 | | | 4 | | |
| 21 | BUSHELL, Adrian | 6 | 21 | 11 | 32 | 0.5-2 | | | 4 | | 2-0 | | | |
| 29 | SMITH, Hakeem | 6 | 20 | 12 | 32 | 0.5-1 | | | 1 | | | 1 | | |
| 2 | BROWN, Preston | 6 | 15 | 13 | 28 | 0.5-1 | | | 1 | | | | | |
| 19 | FLOYD, Terell | 6 | 19 | 6 | 25 | 3.0-16 | 2.0-12 | | 4 | | 1-0 | | | |
| 1 | BROWN, Keith | 4 | 7 | 16 | 23 | 0.5-0 | | | | | | | | |
| 24 | BROWN, Daniel | 4 | 6 | 11 | 17 | 0.5-1 | | | | | | | | |
| 34 | DURANT, George | 6 | 6 | 10 | 16 | 3.0-12 | 0.5-7 | | | 1 | | | | |
| 15 | JOHNSON, Andrew | 5 | 15 | | 15 | 1.0-1 | | | 1 | | 1-0 | | | |
| 94 | MAULDIN, L. | 6 | 6 | 8 | 14 | 2.5-21 | 2.5-21 | | 1 | 1 | | | | |
| 92 | DUNN, Brandon | 6 | 9 | 3 | 12 | 1.0-5 | 1.0-5 | | 2 | | | | | |
| 48 | MOUNT, D. | 6 | 5 | 6 | 11 | 1.5-13 | 1.5-13 | | | | | | | |
| 31 | LEE, Champ | 6 | 4 | 6 | 10 | | | | | | | | 1 | |
| 91 | SMITH, Marcus | 6 | 6 | 4 | 10 | 1.5-4 | | 1-0 | 1 | 1 | | | | |
| 93 | PHILON, Roy | 6 | 4 | 5 | 9 | 2.0-11 | 1.5-10 | | | 1 | | | | |
| 13 | BURGESS, James | 5 | 5 | 4 | 9 | | | | | | | | | |
| 27 | REVE, Jermaine | 6 | 7 | 2 | 9 | 1.0-4 | | | | | | | | |
| 22 | PASCHAL, Jordan | 6 | 5 | 2 | 7 | | | | | | | | | |
| 11 | DUBOSE, B.J. | 5 | 3 | 4 | 7 | 0.5-1 | | | | 1 | | | | |
| 44 | BUTLER, B.J. | 6 | 5 | 2 | 7 | 1.0-6 | 1.0-6 | | | | | | | |
| 43 | ROGERS, Deon | 6 | 6 | 1 | 7 | | | | | | | | | |
| 26 | EVANS, Zed | 5 | 3 | 3 | 6 | 1.0-1 | | | 1 | | | | | |
| 99 | BROOKS, Jamaine | 5 | 3 | 3 | 6 | 0.5-0 | | | | | | | | |
| 97 | BROWN, DeAngelo | 4 | 4 | 1 | 5 | 1.0-4 | | | | | | | | |
| 17 | TOPP, DeMarcus | 4 | 4 | 1 | 5 | | | | | | | | | |
| 18 | TEAGUE, Titus | 6 | 2 | 2 | 4 | | | | | | | 1 | | |
| 49 | MCGRIFF-CULVER | 6 | 3 | 1 | 4 | 2.0-13 | | | | | 1-0 | | | |
| 98 | RANKINS, S. | 4 | | 4 | 4 | | | | | | | | | |
| 42 | HARRINGTON, J. | 4 | 1 | 2 | 3 | | | | | | | | | |
| 8A | HOLLIMAN, Gerod | 3 | 1 | 1 | 2 | | | | | | | | | |
| 32 | PERRY, Senorise | 6 | 1 | 1 | 2 | | | | | | | | | |
| 28 | WRIGHT, Jeremy | 6 | 1 | | 1 | | | | | | | | | |
| 45 | WALLACE, John | 5 | 1 | | 1 | | | | | | | | | |
| 33 | DONOVAN, Grant | 5 | 1 | | 1 | | | | | | | | | |
| 20 | LAMB, Corvin | 4 | 1 | | 1 | | | | | | 1-74 | | | |
| Total | | 6 | 227 | 164 | 391 | 26-122 | 10-74 | 2-0 | 17 | 5 | 6-74 | 6 | 1 | |

Special Teams Tackles

| Player | Total | KO | Punt |
|----------------------|-----------|-----------|----------|
| Champ Lee | 7 | 7 | 0 |
| Jordan Paschal | 7 | 6 | 1 |
| Zed Evans | 5 | 5 | 0 |
| DeMarcus Topp | 5 | 5 | 0 |
| Calvin Pryor | 4 | 4 | 0 |
| Jalen Harrington | 3 | 3 | 0 |
| Lorenzo Mauldin | 3 | 0 | 3 |
| Titus Teague | 3 | 3 | 0 |
| Andrew Johnson | 2 | 2 | 0 |
| Jarel McGriff-Culver | 2 | 0 | 2 |
| Senorise Perry | 2 | 0 | 2 |
| Deon Rogers | 2 | 2 | 0 |
| Jermaine Reve | 2 | 2 | 0 |
| Adrian Bushell | 1 | 1 | 0 |
| Grant Donovan | 1 | 0 | 1 |
| Gerod Holliman | 1 | 1 | 0 |
| John Wallace | 1 | 1 | 0 |
| TOTALS | 51 | 42 | 9 |

Cardinals on Opening Offensive Drives

| Game | 1st Half | 2nd Half |
|------------------|-----------|------------|
| Kentucky | Touchdown | Field Goal |
| Missouri State | Punt | Touchdown |
| North Carolina | Touchdown | Downs |
| at FIU | Touchdown | Punt |
| at Southern Miss | Touchdown | Field Goal |
| at Pittsburgh | Touchdown | Touchdown |
| USF | - | - |
| Cincinnati | - | - |
| Temple | - | - |
| at Syracuse | - | - |
| Connecticut | - | - |
| at Rutgers | - | - |

Cardinals on Opening Defensive Series

| Game | 1st Half | 2nd Half |
|----------------|----------|-------------------|
| Kentucky | Punt | Missed Field Goal |
| Missouri State | Punt | Punt |
| North Carolina | Punt | Touchdown |

| | Punt | Fumble |
|------------------|-----------|--------|
| at FIU | | |
| at Southern Miss | Fumble | Punt |
| at Pittsburgh | Touchdown | Punt |
| USF | - | - |
| Cincinnati | - | - |
| Temple | - | - |
| at Syracuse | - | - |
| Connecticut | - | - |
| at Rutgers | - | - |

Louisville Giveaway/Takeaway

| Game | Giveaway | | | Takeaway | | | |
|------------------|----------|----------|----------|----------|----------|----------|-----------|
| | Fum | Int | Tot | Fum | Int | Tot | Dif |
| Kentucky | 0 | 0 | 0 | 2 | 0 | 2 | +2 |
| Missouri State | 1 | 0 | 1 | 1 | 1 | 2 | +1 |
| North Carolina | 1 | 0 | 1 | 1 | 1 | 2 | +1 |
| at FIU | 0 | 2 | 2 | 1 | 0 | 1 | -1 |
| at Southern Miss | 1 | 1 | 2 | 1 | 0 | 1 | -1 |
| at Pittsburgh | - | - | - | - | - | - | - |
| USF | - | - | - | - | - | - | - |
| Cincinnati | - | - | - | - | - | - | - |
| Temple | - | - | - | - | - | - | - |
| at Syracuse | - | - | - | - | - | - | - |
| Connecticut | - | - | - | - | - | - | - |
| at Rutgers | - | - | - | - | - | - | - |
| Totals | 3 | 3 | 6 | 6 | 2 | 8 | +2 |

Cardinals on Coin Flips

| Game | Flip | Score |
|------------------|----------|----------|
| Kentucky | Won (K) | W, 32-14 |
| Missouri State | Lost (R) | W, 35-7 |
| North Carolina | Lost (K) | W, 39-34 |
| at FIU | Won (K) | W, 28-21 |
| at Southern Miss | Lost (R) | W, 21-17 |
| at Pittsburgh | --- | --- |
| USF | --- | --- |
| Cincinnati | --- | --- |
| Temple | --- | --- |
| at Syracuse | --- | --- |
| Connecticut | --- | --- |
| at Rutgers | --- | --- |



Teddy BRIDGEWATER

QB | So. | 6-3 | 218

Miami, Fla.

Northwestern

5

Career Highs

Completions - 30 vs Missouri State, 2012; Attempts - 43 vs NC State, 2011; Yards - 344 vs Missouri State, 2012; Passing TDs - 3 at USF, 2011, vs North Carolina, 2012; Long Pass - 58 at Cincinnati, 2011; Rush Att. - 14 vs Marshall, 2011; Rushing Yds. - 54 vs Pittsburgh, 2011; Rushing TDs - 2 at Connecticut, 2011; Long Rush - 26 vs Pittsburgh, 2011

2012 HIGHS

Completions - 30 vs Missouri State; Attempts - 39 vs Missouri State; Yards - 344 vs Missouri State; Passing TDs - 3 vs North Carolina; Long Pass - 55 vs Missouri State; Rush Att. - 7 vs Missouri State; Rushing Yds. - 16 at FIU; Rushing TDs - None; Long Rush - 9 at FIU

2012 Game-By-Game Statistics

| Opponent | Att | Comp | Int | Pct | Yds | TD |
|----------------|-----|------|-----|------|-----|----|
| Kentucky | 21 | 19 | 0 | 90.5 | 232 | 0 |
| Missouri State | 39 | 30 | 0 | 76.9 | 344 | 2 |
| North Carolina | 28 | 23 | 0 | 82.1 | 279 | 3 |
| FIU | 36 | 19 | 2 | 52.8 | 194 | 2 |
| Southern Miss | 13 | 9 | 1 | 69.2 | 85 | 1 |
| Pittsburgh | 26 | 17 | 0 | 65.4 | 304 | 1 |

Career Statistics

| Year | GP-GS | Att | Comp | Int | Pct | Yds | TD |
|---------------|--------------|------------|------------|-----------|-------------|--------------|-----------|
| 2011 | 13-10 | 296 | 191 | 12 | 64.5 | 2,129 | 14 |
| 2012 | 6-6 | 163 | 117 | 3 | 71.8 | 1,438 | 9 |
| Totals | 19-16 | 459 | 308 | 15 | 67.1 | 3,567 | 23 |



Damian COPELAND

WR | Jr. | 5-9 | 175

Tyrone, Ga.

Sandy Creek

7

Career Highs

Receptions - 4 vs Kentucky, 2012, vs Missouri State, 2012; Receiving Yds. - 61 at Arkansas State, 2010; Receiving TDs - None; Long Reception - 39 at Arkansas State, 2010

2012 Highs

Receptions - 4 vs Kentucky, vs Missouri State; Receiving Yds. - 51 vs Kentucky; Receiving TDs - None; Long Reception - 26 vs North Carolina

2012 Game-By-Game Statistics

| Opponent | Rec | Yds | Avg. | TD | Lg |
|----------------|-----|-----|------|----|----|
| Kentucky | 4 | 51 | 12.8 | 0 | 23 |
| Missouri State | 4 | 41 | 10.3 | 0 | 15 |
| North Carolina | 2 | 37 | 18.5 | 0 | 26 |
| FIU | 3 | 21 | 7.0 | 0 | 12 |
| Southern Miss | 3 | 12 | 4.0 | 0 | 9 |
| Pittsburgh | 2 | 7 | 3.5 | 0 | 6 |

Career Statistics

| Year | GP | Rec | Yds | Avg. | TD | Lg |
|---------------|-------------|-----------|------------|-------------|----------|-----------|
| 2010 | 8-0 | 8 | 113 | 14.1 | 0 | 39 |
| 2011 | 1-0 | 0 | 0 | 0.0 | 0 | 0 |
| 2012 | 6-6 | 18 | 169 | 9.4 | 0 | 26 |
| Totals | 15-6 | 26 | 282 | 10.8 | 0 | 39 |



Jarrett DAVIS

WR | Jr. | 5-9 | 175

Tyrone, Ga.

Sandy Creek

88

Career Highs

Receptions - 3 vs Marshall, 2011; Receiving Yds. - 32 vs Marshall, 2011; Receiving TDs - None; Long Reception - 14 vs Murray State, 2011

2012 Highs

Receptions - 1 vs Kentucky; Receiving Yds. - 12 vs Kentucky; Receiving TDs - None; Long Reception - 12 vs Kentucky

2012 Game-By-Game Statistics

| Opponent | Rec | Yds | Avg | TD | Lg |
|----------------|-----|-----|------|----|----|
| Kentucky | 1 | 12 | 12.0 | 0 | 12 |
| Missouri State | 0 | 0 | 0.0 | 0 | 0 |
| North Carolina | DNP | | | | |
| FIU | 0 | 0 | 0.0 | 0 | 0 |
| Southern Miss | DNP | | | | |
| Pittsburgh | 0 | 0 | 0.0 | 0 | 0 |

Career Statistics

| Year | GP | Rec | Yds | Avg. | TD | Lg |
|---------------|-------------|-----------|------------|------------|----------|-----------|
| 2010 | 4-0 | 0 | 0 | 0.0 | 0 | 0 |
| 2011 | 12-0 | 12 | 102 | 8.5 | 0 | 14 |
| 2012 | 4-0 | 1 | 12 | 12.0 | 0 | 12 |
| Totals | 20-0 | 13 | 114 | 8.8 | 0 | 14 |



Charles GAINES

WR | r-Fr. | 5-11 | 187

Miami, Fla.

Central

3

2012 Highs

Receptions - 5 vs North Carolina; Receiving Yds. - 78 vs North Carolina; Receiving TDs - 1 vs North Carolina; Long Reception - 55 vs Missouri State

2012 Game-By-Game Statistics

| Opponent | Rec | Yds | Avg. | TD | Lg |
|----------------|-----|-----|------|----|----|
| Kentucky | DNP | | | | |
| Missouri State | 3 | 73 | 24.3 | 0 | 55 |
| North Carolina | 5 | 78 | 15.6 | 1 | 32 |
| FIU | 0 | 0 | 0.0 | 0 | 0 |
| Southern Miss | 0 | 0 | 0.0 | 0 | 0 |
| Pittsburgh | 1 | 12 | 12.0 | 0 | 12 |

Career Statistics

| Year | GP | Rec | Yds | Avg. | TD | Lg |
|---------------|------------|----------|------------|-------------|----------|-----------|
| 2012 | 5-0 | 9 | 163 | 18.1 | 1 | 55 |
| Totals | 5-0 | 9 | 163 | 18.1 | 1 | 55 |





Ryan Hubbell
 TE | Jr. | 6-5 | 232
 Marion, Iowa
 Iowa Western **83**

2012 Highs

Receptions - 2 vs North Carolina; Receiving Yards - 24 at Pittsburgh; Receiving TDs - 1 vs Missouri State; Long Reception - 24 at Pittsburgh

2012 Game-By-Game Statistics

| Opponent | Rec | Yds | Avg | TD | Lg |
|----------------|-----|-----|------|----|----|
| Kentucky | 0 | 0 | 0.0 | 0 | 0 |
| Missouri State | 1 | 2 | 2.0 | 1 | 2 |
| North Carolina | 2 | 10 | 5.0 | 0 | 6 |
| FIU | 0 | 0 | 0.0 | 0 | 0 |
| Southern Miss | 1 | 15 | 15.0 | 0 | 15 |
| Pittsburgh | 1 | 24 | 24.0 | 0 | 24 |

Career Statistics

| Year | GP | Rec | Yds | Avg. | TD | Lg |
|---------------|------------|----------|-----------|-------------|----------|-----------|
| 2012 | 6-2 | 5 | 51 | 10.2 | 1 | 24 |
| Totals | 6-2 | 5 | 51 | 10.2 | 1 | 24 |



DeVante PARKER
 WR | So. | 6-3 | 205
 Louisville, Ky.
 Ballard **9**

Career Highs

Receptions - 4 vs FIU, 2011, at Pittsburgh, 2012; Receiving Yds. - 153 at Pittsburgh, 2012; Receiving TDs - 2 at USF, 2011; Long Reception - 75 at Pittsburgh, 2012

2012 Highs


Receptions - 4 at Pittsburgh; Receiving Yds. - 153 at Pittsburgh; Receiving TDs - 1 at Southern Miss, at Pittsburgh; Long Reception - 75 at Pittsburgh

2012 Game-By-Game Statistics

| Opponent | Rec | Yds | Avg. | TD | Lg |
|----------------|-----|-----|------|----|----|
| Kentucky | 3 | 57 | 19.0 | 0 | 26 |
| Missouri State | 3 | 25 | 8.3 | 0 | 14 |
| North Carolina | 0 | 0 | 0 | 0 | 0 |
| FIU | 3 | 47 | 15.7 | 0 | 30 |
| Southern Miss | 2 | 37 | 18.5 | 1 | 29 |
| Pittsburgh | 4 | 153 | 38.3 | 1 | 75 |

Career Statistics

| Year | GP | Rec | Yds | Avg. | TD | Lg |
|---------------|-------------|-----------|------------|-------------|----------|-----------|
| 2011 | 11-4 | 18 | 291 | 16.2 | 6 | 42 |
| 2012 | 6-1 | 15 | 319 | 21.3 | 2 | 75 |
| Totals | 17-5 | 33 | 610 | 18.5 | 8 | 75 |



Nate NORD
 TE | Sr. | 6-5 | 245
 Boca Raton, Fla.
 West Boca Raton **85**

Career Highs

Receptions - 4 vs Missouri State, 2012; Receiving Yds. - 59 vs Missouri State, 2012; Receiving TDs - 1 vs NC State, 2011, vs Missouri State, 2012; Long Reception - 23 vs Missouri State, 2012

2012 Highs


Receptions - 4 vs Missouri State; Receiving Yds. - 59 vs Missouri State; Receiving TDs - 1 vs Missouri State; Long Reception - 23 vs Missouri State

2012 Game-By-Game Statistics

| Opponent | Rec | Yds | Avg. | TD | Lg |
|----------------|-----|-----|------|----|----|
| Kentucky | 3 | 19 | 6.3 | 0 | 9 |
| Missouri State | 4 | 59 | 14.8 | 1 | 23 |
| North Carolina | 3 | 19 | 6.3 | 0 | 8 |
| FIU | 0 | 0 | 0.0 | 0 | 0 |
| Southern Miss | 1 | 6 | 6.0 | 0 | 6 |
| Pittsburgh | 0 | 0 | 0.0 | 0 | 0 |

Career Statistics

| Year | GP | Rec | Yds | Avg. | TD | Lg |
|---------------|-------------|-----------|------------|------------|----------|-----------|
| 2010 | 9-0 | 4 | 36 | 9.0 | 0 | 20 |
| 2011 | 10-4 | 4 | 24 | 6.0 | 1 | 16 |
| 2012 | 6-5 | 11 | 103 | 9.4 | 1 | 23 |
| Totals | 25-9 | 19 | 163 | 8.6 | 2 | 23 |



Senorise PERRY
 RB | Jr. | 6-0 | 203
 Summerville, Ga.
 Chattooga **32**

Career Highs

Rush Att. - 22 at Southern Miss, 2012; Rush Yds. - 118 at Southern Miss, 2012; Rushing TDs - 4 at Pittsburgh, 2012; Long Rush - 59 at Pittsburgh, 2012; Kick Returns - 3 at North Carolina, 2011; Kick Return Yds. - 66 at North Carolina, 2011; Long Kick Return - 54 at USF, 2011

2012 Highs

Rush Att. - 22 at Southern Miss; Rush Yds. - 118 at Southern Miss; Rush TDs - 4 at Pittsburgh; Long Rush - 59 at Pittsburgh; Kick Returns - 1 vs Kentucky, vs Missouri State; Kick Return Yds. - 15 vs Kentucky; Long Kick Return - 15 vs Kentucky

2012 Game-By-Game Statistics

| Opponent | Att. | Yds | TD | Lg | KR | Yds | Lg |
|----------------|------|-----|----|----|----|-----|----|
| Kentucky | 16 | 108 | 1 | 47 | 1 | 15 | 15 |
| Missouri State | 19 | 72 | 1 | 12 | 1 | 12 | 12 |
| North Carolina | 16 | 86 | 1 | 13 | 0 | 0 | 0 |
| FIU | 11 | 74 | 0 | 24 | 1 | 14 | 14 |
| Southern Miss | 22 | 118 | 2 | 20 | 0 | 0 | 0 |
| Pittsburgh | 12 | 101 | 4 | 59 | 0 | 0 | 0 |

Career Statistics

| Year | GP | Att | Yds | Avg. | Lg | TD | Ret | Yds | Avg. |
|---------------|-------------|------------|------------|------------|-----------|----------|-----------|------------|-------------|
| 2010 | 9-0 | 0 | 0 | 0.0 | 0 | 0 | 0 | 0 | 0.0 |
| 2011 | 13-0 | 12 | 27 | 2.2 | 13 | 1 | 8 | 210 | 26.2 |
| 2012 | 6-0 | 96 | 559 | 5.8 | 59 | 9 | 3 | 41 | 13.7 |
| Totals | 28-0 | 108 | 586 | 5.4 | 59 | 6 | 11 | 251 | 22.8 |





Scott RADCLIFF

WR | Sr. | 5-10 | 183
Louisville, Ky.
Trinity

89

Career Highs

Receptions - 3, three times, last at FIU, 2012; Receiving Yds. - 35 at Cincinnati, 2009; Receiving TDs - 1 vs Murray State, 2011, vs Pittsburgh, 2011; Long Reception - 35 at Cincinnati, 2009

2012 Highs

Receptions - 3 at FIU; Receiving Yds. - 29 at FIU; Receiving TDs - None; Long Reception - 13 vs Missouri State, at FIU, at Pittsburgh

2012 Game-By-Game Statistics

| Opponent | Rec | Yds | TD | Lg | PR | Yds | Avg |
|----------------|-----|-----|----|----|----|-----|-----|
| Kentucky | 2 | 7 | 0 | 4 | 0 | 0 | 0.0 |
| Missouri State | 1 | 13 | 0 | 13 | 0 | 0 | 0.0 |
| North Carolina | 1 | 11 | 0 | 11 | 0 | 0 | 0.0 |
| FIU | 3 | 29 | 0 | 13 | 0 | 0 | 0.0 |
| Southern Miss | 1 | 3 | 0 | 3 | 0 | 0 | 0.0 |
| Pittsburgh | 1 | 13 | 0 | 13 | 0 | 0 | 0.0 |

Career Statistics

| Year | GP | Rec | Yds | Avg. | TD | Lg | PR | Yds | Avg |
|---------------|-------------|-----------|------------|-------------|----------|-----------|-----------|-----------|------------|
| 2009 | 6-0 | 1 | 35 | 35.0 | 0 | 35 | 7 | 39 | 5.6 |
| 2010 | 12-0 | 1 | 6 | 6.0 | 0 | 6 | 2 | 14 | 7.0 |
| 2011 | 13-0 | 8 | 83 | 10.4 | 2 | 25 | 9 | 40 | 4.4 |
| 2012 | 6-3 | 9 | 76 | 8.4 | 0 | 13 | 0 | 0 | 0.0 |
| Totals | 37-3 | 19 | 200 | 10.5 | 2 | 35 | 18 | 93 | 5.2 |



Eli ROGERS

WR | So. | 5-10 | 185
Miami, Fla.
Northwestern

82

Career Highs

Receptions - 7 vs NC State, 2011; Receiving Yds. - 106 at Cincinnati, 2011; Receiving TDs - 1 at West Virginia, 2011, vs North Carolina, 2012; Long Reception - 58 at Cincinnati, 2011; Punt Returns - 2, three times, last vs Syracuse, 2011; Punt Return Yds. - 33 vs Syracuse, 2011; Punt Return Long - 30 vs Syracuse, 2011

2012 Highs

Receptions - 6 vs Missouri State; Receiving Yds. - 30 vs Missouri State; Receiving TDs - 1 vs North Carolina; Long Reception - 29 at Pittsburgh

2012 Game-By-Game Statistics

| Opponent | Rec | Yds | TD | Lg | PR | Yds | Lg |
|----------------|-----|-----|----|----|----|-----|----|
| Kentucky | 2 | 24 | 0 | 16 | 0 | 0 | 0 |
| Missouri State | 6 | 30 | 0 | 9 | 0 | 0 | 0 |
| North Carolina | 1 | 15 | 1 | 15 | 0 | 0 | 0 |
| FIU | 0 | 0 | 0 | 0 | 0 | 0 | 0 |
| Southern Miss | 1 | 7 | 0 | 7 | 0 | 0 | 0 |
| Pittsburgh | 1 | 29 | 0 | 29 | 0 | 0 | 0 |

Career Statistics

| Year | GP | Rec | Yds | Avg. | TD | Lg | PR | Yds | Avg |
|---------------|-------------|-----------|------------|-------------|----------|-----------|----------|-----------|------------|
| 2011 | 12-3 | 41 | 454 | 11.1 | 1 | 58 | 8 | 54 | 6.8 |
| 2012 | 6-1 | 11 | 105 | 9.5 | 1 | 29 | 0 | 0 | 0 |
| Totals | 18-4 | 52 | 559 | 10.8 | 2 | 58 | 8 | 54 | 6.8 |



Andrell SMITH

WR | Sr. | 6-3 | 217
Miami, Fla.
Palmetto

14

Career Highs

Receptions - 5 at FIU, 2012; Receiving Yds. - 83 at Rutgers, 2010; Receiving TDs - 1, five times, last at FIU, 2012; Long Reception - 42 vs Connecticut, 2010

2012 Highs

Receptions - 5 at FIU; Receiving Yds. - 50 at FIU; Receiving TDs - 1 at FIU; Long Reception - 36 vs North Carolina

2012 Game-By-Game Statistics

| Opponent | Rec | Yds | Avg. | TD | Lg |
|----------------|-----|-----|------|----|----|
| Kentucky | 4 | 46 | 11.5 | 0 | 27 |
| Missouri State | 3 | 48 | 16.0 | 0 | 21 |
| North Carolina | 2 | 45 | 22.5 | 0 | 36 |
| FIU | 5 | 50 | 10.0 | 1 | 16 |
| Southern Miss | 0 | 0 | 0.0 | 0 | 0 |
| Pittsburgh | 1 | 31 | 31.0 | 0 | 31 |

Career Statistics

| Year | GP | Rec | Yds | Avg. | TD | Lg |
|---------------|--------------|-----------|------------|-------------|----------|-----------|
| 2009 | 10-0 | 0 | 0 | 0.0 | 0 | 0 |
| 2010 | 13-13 | 25 | 377 | 15.1 | 3 | 42 |
| 2011 | 12-5 | 11 | 207 | 18.8 | 1 | 39 |
| 2012 | 6-4 | 15 | 220 | 14.7 | 1 | 36 |
| Totals | 41-22 | 51 | 804 | 15.8 | 5 | 42 |



Jeremy WRIGHT

RB | Jr. | 5-11 | 205
Clermont, Fla.
East Ridge

28

Career Highs

Rush Att. - 22 vs Kentucky, 2012; Rush Yds. - 114 vs North Carolina, 2012; Rushing TDs - 3 vs Kentucky, 2012; Long Rush - 64 at Rutgers, 2010; Kick Returns - 5 at Pittsburgh, 2010; Kick Return Yds. - 134 vs Southern Mississippi, 2010; Kick Return TDs - 1 vs Southern Mississippi, 2010; Long Kick Return - 95 vs Southern Mississippi, 2010

2012 Highs

Rush Att. - 22 vs Kentucky; Rush Yds. - 114 vs North Carolina; Rushing TDs - 3 vs Kentucky; Long Rush - 21 vs North Carolina

2012 Game-by-Game Statistics

| Opponent | Att. | Net | Avg. | TD | Lg | Rec | Yds | TD |
|----------------|------|-----|------|----|----|-----|-----|----|
| Kentucky | 22 | 105 | 4.8 | 3 | 20 | 2 | 21 | 0 |
| Missouri State | 10 | 43 | 4.3 | 0 | 8 | 1 | 12 | 0 |
| North Carolina | 20 | 114 | 5.7 | 1 | 21 | 4 | 26 | 0 |
| FIU | 14 | 43 | 3.1 | 1 | 7 | 2 | 25 | 0 |
| Southern Miss | 20 | 84 | 4.2 | 0 | 20 | 0 | 0 | 0 |
| Pittsburgh | 13 | 61 | 4.7 | 1 | 12 | 4 | 18 | 0 |

Career Statistics

| Year | GP | Att. | Net | Avg. | TD | Lg | Rec | Yds | TD |
|---------------|-------------|------------|--------------|------------|-----------|-----------|-----------|------------|----------|
| 2010 | 11-1 | 59 | 327 | 5.5 | 4 | 64 | 3 | 12 | 0 |
| 2011 | 12-0 | 73 | 334 | 4.6 | 1 | 29 | 7 | 27 | 0 |
| 2012 | 6-6 | 99 | 450 | 4.5 | 6 | 21 | 13 | 102 | 0 |
| Totals | 29-7 | 231 | 1,111 | 4.8 | 11 | 64 | 23 | 141 | 0 |





Jamaine BROOKS
 DT | So. | 6-4 | 326
 Miami, Fla.
 Palmetto **99**

Career Highs

Total Tackles - 3 vs Pittsburgh, 2011, at USF, 2011; Solo Tackles - 3 at USF, 2011; Assisted Tackles - 2 vs Missouri State, 2012; Tackles for Loss - 1.0 vs Rutgers, 2011, at USF, 2011; Sacks - 0.5 vs Pittsburgh, 2011

2012 Highs

Total Tackles - 2 vs Missouri State, at FIU; Solo Tackles - 2 at FIU; Assisted Tackles - 2 vs Missouri State; Tackles for Loss - 0.5 vs Missouri State; Sacks - None

2012 Game-By-Game Statistics

| Opponent | S | A | T | TFL | Sacks | FR | FF | Int | PB |
|----------------|-----|---|---|-------|-------|-----|----|-----|----|
| Kentucky | 0 | 0 | 0 | 0-0 | 0-0 | 0-0 | 0 | 0-0 | 0 |
| Missouri State | 0 | 2 | 2 | 0.5-0 | 0-0 | 0-0 | 0 | 0-0 | 0 |
| North Carolina | DNP | | | | | | | | |
| FIU | 2 | 0 | 2 | 0-0 | 0-0 | 0-0 | 0 | 0-0 | 0 |
| Southern Miss | 1 | 0 | 1 | 0-0 | 0-0 | 0-0 | 0 | 0-0 | 0 |
| Pittsburgh | 0 | 1 | 1 | 0-0 | 0-0 | 0-0 | 0 | 0-0 | 0 |

Career Statistics

| Year | GP | S | A | T | TFL | Sacks | FR | FF | Int | PB |
|---------------|-------------|-----------|----------|-----------|---------------|--------------|------------|----------|------------|----------|
| 2011 | 10-3 | 9 | 4 | 13 | 3.0-10 | 0.5-5 | 0-0 | 0 | 0-0 | 2 |
| 2012 | 5-0 | 3 | 3 | 6 | 0.5-0 | 0-0 | 0-0 | 0 | 0-0 | 0 |
| Totals | 15-3 | 12 | 7 | 19 | 3.5-10 | 0.5-5 | 0-0 | 0 | 0-0 | 2 |



Daniel BROWN
 LB | Sr. | 6-1 | 226
 Atlanta, Ga.
 Douglass **24**

Career Highs

Total Tackles - 8 at Pittsburgh, 2010, vs West Virginia, 2010; Solo Tackles - 6 at Syracuse, 2012, vs West Virginia, 2010; Assisted Tackles - 6 vs Missouri State, 2012; Tackles for Loss - 2.0, three times; Sacks - 2.0 at Arkansas State, 2010

2012 Highs

Total Tackles - 7 vs Missouri State; Solo Tackles - 2 vs Kentucky, at FIU; Assisted Tackles - 6 vs Missouri State; Tackles for Loss - 0.5 vs Missouri State; Sacks - None

2012 Game-By-Game Statistics

| Opponent | S | A | T | TFL | Sacks | FR | FF | Int | PB |
|----------------|-----|---|---|-------|-------|-----|----|-----|----|
| Kentucky | 2 | 2 | 4 | 0-0 | 0-0 | 0-0 | 0 | 0-0 | 0 |
| Missouri State | 1 | 6 | 7 | 0.5-1 | 0-0 | 0-0 | 0 | 0-0 | 0 |
| North Carolina | 1 | 2 | 3 | 0-0 | 0-0 | 0-0 | 0 | 0-0 | 0 |
| FIU | 2 | 1 | 3 | 0-0 | 0-0 | 0-0 | 0 | 0-0 | 0 |
| Southern Miss | DNP | | | | | | | | |
| Pittsburgh | DNP | | | | | | | | |

Career Statistics

| Year | GP | S | A | T | TFL | Sacks | FR | FF | Int | PB |
|---------------|--------------|-----------|-----------|------------|----------------|---------------|------------|----------|------------|----------|
| 2009 | 8-0 | 1 | 1 | 2 | 0-0 | 0-0 | 1-0 | 0 | 0-0 | 0 |
| 2010 | 13-13 | 44 | 11 | 55 | 10.0-55 | 3.0-32 | 1-0 | 1 | 0-0 | 0 |
| 2011 | 12-6 | 24 | 15 | 39 | 4.0-17 | 1.0-9 | 0-0 | 0 | 0-0 | 2 |
| 2012 | 4-4 | 6 | 11 | 17 | 0.5-1 | 0-0 | 0-0 | 0 | 0-0 | 0 |
| Totals | 37-23 | 75 | 38 | 113 | 14.5-73 | 4.0-41 | 2-0 | 1 | 0-0 | 2 |



Keith BROWN
 LB | Fr. | 6-1 | 230
 Miami, Fla.
 Miami Norland **1**

2012 Highs

Total Tackles - 12 at Pittsburgh; Solo Tackles - 5 at Pittsburgh; Assisted Tackles - 8 at Southern Miss; Tackles for Loss - 0.5 at Pittsburgh; Sacks - None

2012 Game-By-Game Statistics

| Opponent | S | A | T | TFL | Sacks | FR | FF | Int | PB |
|----------------|-----|---|----|-------|-------|-----|----|-----|----|
| Kentucky | 0 | 0 | 0 | 0-0 | 0-0 | 0-0 | 0 | 0-0 | 0 |
| Missouri State | DNP | | | | | | | | |
| North Carolina | DNP | | | | | | | | |
| FIU | 1 | 1 | 2 | 0-0 | 0-0 | 0-0 | 0 | 0-0 | 0 |
| Southern Miss | 1 | 8 | 9 | 0-0 | 0-0 | 0-0 | 0 | 0-0 | 0 |
| Pittsburgh | 5 | 7 | 12 | 0.5-0 | 0-0 | 0-0 | 0 | 0-0 | 0 |

Career Statistics

| Year | GP | S | A | T | TFL | Sacks | FR | FF | Int | PB |
|---------------|------------|----------|-----------|-----------|--------------|------------|------------|----------|------------|----------|
| 2012 | 4-1 | 7 | 16 | 23 | 0.5-0 | 0-0 | 0-0 | 0 | 0-0 | 0 |
| Totals | 4-1 | 7 | 16 | 23 | 0.5-0 | 0-0 | 0-0 | 0 | 0-0 | 0 |



Preston BROWN
 LB | Jr. | 6-2 | 255
 Cincinnati, Ohio
 Northwest **2**

Career Highs

Total Tackles - 12 vs Murray State, 2011; Solo Tackles - 9 vs Murray State, 2011; Assisted Tackles - 6 at North Carolina, 2011; Tackles for Loss - 2.5 vs Murray State, 2011; Sacks 1.5 vs Syracuse, 2011

2012 Highs

Total Tackles - 8 at Southern Miss; Solo Tackles - 4 at FIU; Assisted Tackles - 5 at Southern Miss; Tackles for Loss - 0.5 at Southern Miss; Sacks - None

2012 Game-By-Game Statistics

| Opponent | S | A | T | TFL | Sacks | FR | FF | Int | PB |
|----------------|---|---|---|-------|-------|-----|----|-----|----|
| Kentucky | 3 | 3 | 6 | 0-0 | 0-0 | 0-0 | 0 | 0-0 | 1 |
| Missouri State | 0 | 1 | 1 | 0-0 | 0-0 | 0-0 | 0 | 0-0 | 0 |
| North Carolina | 3 | 2 | 5 | 0-0 | 0-0 | 0-0 | 0 | 0-0 | 0 |
| FIU | 4 | 1 | 5 | 0-0 | 0-0 | 0-0 | 0 | 0-0 | 0 |
| Southern Miss | 3 | 5 | 8 | 0.5-1 | 0-0 | 0-0 | 0 | 0-0 | 0 |
| Pittsburgh | 2 | 1 | 3 | 0-0 | 0-0 | 0-0 | 0 | 0-0 | 0 |

Career Statistics

| Year | GP | S | A | T | TFL | Sacks | FR | INT | PB |
|---------------|--------------|-----------|-----------|------------|---------------|---------------|------------|------------|----------|
| 2010 | 13-0 | 3 | 7 | 10 | 0.5-1 | 0-0 | 0-0 | 0-0 | 0 |
| 2011 | 13-11 | 52 | 32 | 84 | 5.0-17 | 1.5-10 | 0-0 | 0-0 | 0 |
| 2012 | 6-6 | 15 | 13 | 28 | 0.5-1 | 0.0-0 | 0-0 | 0-0 | 1 |
| Totals | 32-17 | 70 | 52 | 122 | 6.0-19 | 1.5-10 | 0-0 | 0-0 | 1 |





James BURGESS

LB | Fr. | 6-0 | 213

Homestead, Fla.

Homestead Senior

13

2012 Highs

Total Tackles - 4 vs Kentucky; Solo Tackles - 2 vs Kentucky, at FIU; Assisted Tackles - 2 vs Kentucky; Tackles for Loss - None; Sacks - None

2012 Game-By-Game Statistics

| Opponent | S | A | T | TFL | Sacks | FR | FF | Int | PB |
|----------------|-----|---|---|-----|-------|-----|----|-----|----|
| Kentucky | 2 | 2 | 4 | 0-0 | 0-0 | 0-0 | 0 | 0-0 | 0 |
| Missouri State | 0 | 0 | 0 | 0-0 | 0-0 | 0-0 | 0 | 0-0 | 0 |
| North Carolina | 1 | 0 | 1 | 0-0 | 0-0 | 0-0 | 0 | 0-0 | 0 |
| FIU | 2 | 1 | 3 | 0-0 | 0-0 | 0-0 | 0 | 0-0 | 0 |
| Southern Miss | 0 | 1 | 1 | 0-0 | 0-0 | 0-0 | 0 | 0-0 | 0 |
| Pittsburgh | DNP | | | | | | | | |

Career Statistics

| Year | GP | S | A | T | TFL | Sacks | FR | FF | Int | PB |
|---------------|------------|----------|----------|----------|------------|------------|------------|----------|------------|----------|
| 2012 | 5-1 | 5 | 4 | 9 | 0-0 | 0-0 | 0-0 | 0 | 0-0 | 0 |
| Totals | 5-1 | 5 | 4 | 9 | 0-0 | 0-0 | 0-0 | 0 | 0-0 | 0 |



B.J. BUTLER

DE | Jr. | 6-2 | 268

Kissimmee, Fla.

Osceola

44

Career Highs

Total Tackles - 6 at Pittsburgh, 2010; Solo Tackles - 5 at Pittsburgh, 2010; Assisted Tackles - 2 at Kentucky, 2011; Tackles for Loss - 2.5 vs USF, 2010; Sacks - 2.0 at Oregon State, 2010

2012 Highs

Total Tackles - 3 at FIU; Solo Tackles - 2 vs Missouri State, at FIU; Assisted Tackles - 1 vs Kentucky, at FIU; Tackles for Loss - 1.0 vs Kentucky; Sacks 1.0 vs Kentucky

2012 Game-By-Game Statistics

| Opponent | S | A | T | TFL | Sacks | FR | FF | Int | PB |
|----------------|---|---|---|-------|-------|-----|----|-----|----|
| Kentucky | 1 | 1 | 2 | 1.0-6 | 1.0-6 | 0-0 | 0 | 0-0 | 0 |
| Missouri State | 2 | 0 | 2 | 0-0 | 0-0 | 0-0 | 0 | 0-0 | 0 |
| North Carolina | 0 | 0 | 0 | 0-0 | 0-0 | 0-0 | 0 | 0-0 | 0 |
| FIU | 2 | 1 | 3 | 0-0 | 0-0 | 0-0 | 0 | 0-0 | 0 |
| Southern Miss | 0 | 0 | 0 | 0-0 | 0-0 | 0-0 | 0 | 0-0 | 0 |
| Pittsburgh | 0 | 0 | 0 | 0-0 | 0-0 | 0-0 | 0 | 0-0 | 0 |

Career Statistics

| Year | GP | S | A | T | TFL | Sacks | FR | FF | PB |
|---------------|--------------|-----------|-----------|-----------|---------------|---------------|------------|----------|----------|
| 2010 | 13-7 | 19 | 4 | 23 | 6.0-23 | 2.5-14 | 0-0 | 0 | 0 |
| 2011 | 9-3 | 10 | 5 | 15 | 2.0-9 | 1.5-7 | 0-0 | 0 | 0 |
| 2012 | 6-1 | 5 | 2 | 7 | 1.0-6 | 1.0-6 | 0-0 | 0 | 0 |
| Totals | 28-11 | 34 | 11 | 45 | 9.0-38 | 5.0-27 | 0-0 | 0 | 0 |



Adrian BUSHELL

CB | Sr. | 5-11 | 184

DeSoto, Texas

Cedar Valley CC

21

Career Highs

Total Tackles - 11 at Kentucky, 2011; Solo Tackles - 8 at Kentucky, 2011; Assisted Tackles - 3, three times, last at Southern Miss, 2012; Tackles for Loss - 1.0 at USF, vs NC State; Interceptions - 1 vs Rutgers

2012 Highs

Total Tackles - 8 vs North Carolina; Solo Tackles - 6 at Pittsburgh; Assisted Tackles - 3 vs North Carolina, at Southern Miss; Tackles for Loss - None; Sacks - None; Interceptions - None

2012 Game-By-Game Statistics

| Opponent | S | A | T | TFL | Sacks | FR | FF | Int | PB |
|----------------|---|---|---|-------|-------|-----|----|-----|----|
| Kentucky | 3 | 1 | 4 | 0-0 | 0-0 | 1-0 | 0 | 0-0 | 1 |
| Missouri State | 1 | 2 | 3 | 0-0 | 0-0 | 0-0 | 0 | 0-0 | 2 |
| North Carolina | 5 | 3 | 8 | 0-0 | 0-0 | 1-0 | 0 | 0-0 | 0 |
| FIU | 5 | 2 | 7 | 0.5-2 | 0-0 | 0-0 | 0 | 0-0 | 1 |
| Southern Miss | 1 | 3 | 4 | 0-0 | 0-0 | 0-0 | 0 | 0-0 | 0 |
| Pittsburgh | 6 | 0 | 6 | 0-0 | 0-0 | 0-0 | 0 | 0-0 | 0 |

Career Statistics

| Year | GP | S | A | T | TFL | Sacks | FR | FF | Int | PB |
|---------------|--------------|-----------|-----------|-----------|---------------|------------|------------|----------|------------|----------|
| 2011 | 10-7 | 38 | 12 | 50 | 2.5-17 | 0-0 | 0-0 | 1 | 1-0 | 3 |
| 2012 | 6-6 | 21 | 11 | 32 | 0.5-2 | 0-0 | 2-0 | 0 | 0-0 | 4 |
| Totals | 16-13 | 59 | 23 | 82 | 3.0-19 | 0-0 | 2-0 | 1 | 1-0 | 7 |



B.J. DUBOSE

DE | So. | 6-5 | 265

Oakland Park, Fla.

Northeast

11

Career Highs

Total Tackles - 6 at Cincinnati, 2011; Solo Tackles - 4 at Cincinnati, 2011; Assisted Tackles - 3 vs NC State, 2011; Tackles for Loss - 2.0 at Cincinnati, 2011; Sacks - 2.0 at Cincinnati, 2011

2012 Highs

Total Tackles - 2, three times, last at Southern Miss; Solo Tackles - 1, three times, last at Southern Miss; Assisted Tackles - 1, four times, last at Southern Miss; Tackles for Loss - 0.5 at FIU

2012 Game-By-Game Statistics

| Opponent | S | A | T | TFL | Sacks | FR | FF | Int | PB |
|----------------|-----|---|---|-------|-------|-----|----|-----|----|
| Kentucky | 0 | 0 | 0 | 0-0 | 0-0 | 0-0 | 0 | 0-0 | 0 |
| Missouri State | 1 | 1 | 2 | 0-0 | 0-0 | 0-0 | 0 | 0-0 | 0 |
| North Carolina | 0 | 1 | 1 | 0-0 | 0-0 | 0-0 | 0 | 0-0 | 0 |
| FIU | 1 | 1 | 2 | 0.5-1 | 0-0 | 0-0 | 0 | 0-0 | 0 |
| Southern Miss | 1 | 1 | 2 | 0-0 | 0-0 | 0-0 | 0 | 0-0 | 0 |
| Pittsburgh | DNP | | | | | | | | |

Career Statistics

| Year | GP | S | A | T | TFL | Sacks | FR | INT | PB |
|---------------|-------------|-----------|-----------|-----------|---------------|--------------|------------|------------|----------|
| 2011 | 13-3 | 14 | 8 | 22 | 3.5-12 | 2.0-9 | 0-0 | 0-0 | 0 |
| 2012 | 5-4 | 3 | 4 | 7 | 0.5-1 | 0-0 | 0-0 | 0-0 | 0 |
| Totals | 18-7 | 17 | 12 | 29 | 4.0-13 | 2.0-9 | 0-0 | 0-0 | 0 |





Brandon DUNN
 DT | Jr. | 6-3 | 285
 Louisville, Ky.
 Pleasure Ridge Park

92

Career Highs
 Total Tackles - 6 at Pittsburgh, 2012; Solo Tackles - 5 at Pittsburgh, 2012;
 Assisted Tackles - 3 at Kentucky, 2011; Tackles for Loss - 1.0 at USF, 2011, at
 Pittsburgh, 2012; Sacks - 1.0 at Pittsburgh, 2012


2012 Highs
 Total Tackles - 6 at Pittsburgh; Solo Tackles - 5 at Pittsburgh; Assisted Tackles
 - 1, three times, last at Pittsburgh; Tackles for Loss - 1.0 at Pittsburgh; Sacks -
 1.0 at Pittsburgh

2012 Game-By-Game Statistics

| Opponent | S | A | T | TFL | Sacks | FR | FF | Int | PB |
|----------------|---|---|---|-------|-------|-----|----|-----|----|
| Kentucky | 0 | 0 | 0 | 0-0 | 0-0 | 0-0 | 0 | 0-0 | 0 |
| Missouri State | 0 | 0 | 0 | 0-0 | 0-0 | 0-0 | 0 | 0-0 | 0 |
| North Carolina | 1 | 0 | 1 | 0-0 | 0-0 | 0-0 | 0 | 0-0 | 1 |
| FIU | 1 | 1 | 2 | 0-0 | 0-0 | 0-0 | 0 | 0-0 | 0 |
| Southern Miss | 2 | 1 | 3 | 0-0 | 0-0 | 0-0 | 0 | 0-0 | 0 |
| Pittsburgh | 5 | 1 | 6 | 1.0-5 | 1.0-5 | 0-0 | 0 | 0-0 | 1 |

Career Statistics

| Year | GP | S | A | T | TFL | Sacks | FR | FF | Int | PB |
|---------------|--------------|-----------|-----------|-----------|--------------|--------------|------------|----------|----------|----------|
| 2010 | 11-4 | 9 | 5 | 14 | 0-0 | 0-0 | 0-0 | 0 | 0 | 0 |
| 2011 | 12-8 | 6 | 10 | 15 | 1.5-4 | 0-0 | 0-0 | 0 | 0 | 0 |
| 2012 | 6-6 | 9 | 3 | 12 | 1.0-5 | 1.0-5 | 0-0 | 0 | 0 | 2 |
| Totals | 29-18 | 24 | 18 | 42 | 2.5-9 | 1.0-5 | 0-0 | 0 | 0 | 2 |



George DURANT
 LB | Jr. | 6-0 | 235
 St. Petersburg, Fla.
 Boca Ciega

34

Career Highs
 Total Tackles - 8 at Southern Miss, 2012; Solo Tackles - 2 at Missouri State,
 2012; Assisted Tackles - 7 at Southern Miss, 2012; Tackles for Loss - 2.0 at
 Southern Miss, 2012; Sacks - 0.5 at Southern Miss


2012 Highs
 Total Tackles - 8 at Southern Miss; Solo Tackles - 2 at Missouri State; Assisted
 Tackles - 7 at Southern Miss; Tackles for Loss - 2.0 at Southern Miss; Sacks -
 0.5 at Southern Miss

2012 Game-By-Game Statistics

| Opponent | S | A | T | TFL | Sacks | FR | FF | Int | PB |
|----------------|---|---|---|-------|-------|-----|----|-----|----|
| Kentucky | 0 | 0 | 0 | 0-0 | 0-0 | 0-0 | 0 | 0-0 | 0 |
| Missouri State | 2 | 2 | 4 | 0-0 | 0-0 | 0-0 | 0 | 0-0 | 0 |
| North Carolina | 1 | 1 | 2 | 1.0-3 | 0-0 | 0-0 | 0 | 0-0 | 0 |
| FIU | 1 | 0 | 1 | 0-0 | 0-0 | 0-0 | 0 | 0-0 | 0 |
| Southern Miss | 1 | 7 | 8 | 2.0-9 | 0.5-7 | 0-0 | 0 | 0-0 | 0 |
| Pittsburgh | 1 | 0 | 1 | 0-0 | 0-0 | 0-0 | 0 | 0-0 | 0 |

Career Statistics

| Year | GP | S | A | T | TFL | Sacks | FR | FF | Int | PB |
|---------------|-------------|----------|-----------|-----------|---------------|--------------|------------|----------|------------|----------|
| 2010 | 3-0 | 1 | 0 | 1 | 0-0 | 0-0 | 0-0 | 0 | 0-0 | 0 |
| 2011 | 10-0 | 2 | 0 | 2 | 1.0-8 | 0-0 | 0-0 | 0 | 0-0 | 0 |
| 2012 | 6-3 | 6 | 10 | 16 | 3.0-12 | 0.5-7 | 0-0 | 0 | 0-0 | 0 |
| Totals | 19-3 | 9 | 10 | 19 | 4.0-20 | 0.5-7 | 0-0 | 0 | 0-0 | 0 |



Terrell FLOYD
 CB | So. | 5-10 | 199
 Fort Pierce, Fla.
 Port St. Lucie

19

Career Highs
 Total Tackles - 7 at Pittsburgh, 2012; Solo Tackles - 5 vs Kentucky, 2012;
 Assisted Tackles - 3 at Pittsburgh, 2012; Tackles for Loss - 1.0 four times, last
 at Pittsburgh, 2012; Sacks - 1.0 vs Kentucky, at Pittsburgh, 2012


2012 Highs
 Total Tackles - 7 at Pittsburgh; Solo Tackles - 5 vs Kentucky; Assisted Tackles
 - 3 at Pittsburgh; Tackles for Loss - 1.0, three times, last at Pittsburgh; Sacks -
 1.0 vs Kentucky; at Pittsburgh

2012 Game-By-Game Statistics

| Opponent | S | A | T | TFL | Sacks | FR | FF | Int | PB |
|----------------|---|---|---|-------|-------|-----|----|-----|----|
| Kentucky | 5 | 1 | 6 | 1.0-7 | 1.0-7 | 0-0 | 0 | 0-0 | 2 |
| Missouri State | 2 | 0 | 2 | 0-0 | 0-0 | 0-0 | 0 | 0-0 | 1 |
| North Carolina | 2 | 2 | 4 | 0-0 | 0-0 | 0-0 | 0 | 0-0 | 0 |
| FIU | 3 | 0 | 3 | 0-0 | 0-0 | 0-0 | 0 | 0-0 | 0 |
| Southern Miss | 3 | 0 | 3 | 1.0-4 | 0-0 | 1-0 | 0 | 0-0 | 0 |
| Pittsburgh | 4 | 3 | 7 | 1.0-5 | 1.0-5 | 0-0 | 0 | 0-0 | 1 |

Career Statistics

| Year | GP | S | A | T | TFL | Sacks | FR | FF | Int | PB |
|---------------|-------------|-----------|----------|-----------|---------------|---------------|------------|----------|------------|----------|
| 2011 | 12-3 | 10 | 3 | 13 | 1.0-1 | 0-0 | 0-0 | 0 | 0-0 | 0 |
| 2012 | 6-6 | 19 | 6 | 25 | 3.0-16 | 2.0-12 | 1-0 | 0 | 0-0 | 4 |
| Totals | 18-9 | 29 | 9 | 38 | 4.0-17 | 2.0-12 | 1-0 | 0 | 0-0 | 4 |



Andrew JOHNSON
 CB | So. | 5-9 | 187
 Miami, Fla.
 Southridge

15

Career Highs
 Total Tackles - 6 at West Virginia, 2011; Solo Tackles - 5 at West Virginia, 2011;
 Assisted Tackles - 4 at Connecticut, 2011; Tackles for Loss - 1.0 at Connecticut,
 2011, vs North Carolina, 2012; Forced Fumbles - 1 vs Kentucky, 2012

2012 Highs
 Total Tackles - 4 vs North Carolina, at Pittsburgh; Solo Tackles - 4 vs North
 Carolina, at Pittsburgh; Assisted Tackles - None; Tackles for Loss - 1.0 vs North
 Carolina; Forced Fumbles - 1 vs Kentucky

2012 Game-By-Game Statistics

| Opponent | S | A | T | TFL | Sacks | FR | FF | Int | PB | |
|----------------|-----|---|---|-------|-------|-----|----|-----|----|--|
| Kentucky | 3 | 0 | 3 | 0-0 | 0-0 | 0-0 | 1 | 0-0 | 0 | |
| Missouri State | 2 | 0 | 2 | 0-0 | 0-0 | 0-0 | 0 | 0-0 | 0 | |
| North Carolina | 4 | 0 | 4 | 1.0-1 | 0-0 | 0-0 | 0 | 0-0 | 1 | |
| FIU | 2 | 0 | 2 | 0-0 | 0-0 | 0-0 | 0 | 0-0 | 0 | |
| Southern Miss | DNP | | | | | | | | | |
| Pittsburgh | 4 | 0 | 4 | 0-0 | 0-0 | 0-0 | 0 | 0-0 | 0 | |

Career Statistics

| Year | GP | S | A | T | TFL | Sacks | FR | FF | Int | PB |
|---------------|--------------|-----------|----------|-----------|--------------|------------|------------|----------|------------|----------|
| 2011 | 11-9 | 17 | 8 | 25 | 1.5-3 | 0-0 | 1-0 | 0 | 0-0 | 4 |
| 2012 | 5-4 | 15 | 0 | 15 | 1.0-1 | 0-0 | 0-0 | 1 | 0-0 | 1 |
| Totals | 16-13 | 32 | 8 | 40 | 2.5-4 | 0-0 | 1-0 | 1 | 0-0 | 5 |





Lorenzo MAULDIN

DE | So. | 6-4 | 242
Atlanta, Ga.
Maynard Jackson

94

Career Highs

Total Tackles - 5 at Pittsburgh, 2012; Solo Tackles - 2 at Pittsburgh, 2012; Assisted Tackles - 3 vs Missouri State, at Pittsburgh, 2012; Tackles for Loss - 1.5 at Pittsburgh, 2012; Sacks - 1.5 at Pittsburgh, 2012

2012 Highs

Total Tackles - 5 at Pittsburgh; Solo Tackles - 2 at Pittsburgh; Assisted Tackles - 3 vs Missouri State, at Pittsburgh; Tackles for Loss 1.5 at Pittsburgh; Sacks 1.5 at Pittsburgh

2012 Game-By-Game Statistics

| Opponent | S | A | T | TFL | Sacks | FR | FF | Int | PB |
|----------------|---|---|---|--------|--------|-----|----|-----|----|
| Kentucky | 1 | 0 | 1 | 0-0 | 0-0 | 0-0 | 0 | 0-0 | 1 |
| Missouri State | 1 | 3 | 4 | 1.0-11 | 1.0-11 | 0-0 | 0 | 0-0 | 0 |
| North Carolina | 1 | 0 | 1 | 0-0 | 0-0 | 0-0 | 0 | 0-0 | 0 |
| FIU | 0 | 1 | 1 | 0-0 | 0-0 | 0-0 | 0 | 0-0 | 0 |
| Southern Miss | 1 | 1 | 2 | 0-0 | 0-0 | 0-0 | 0 | 0-0 | 0 |
| Pittsburgh | 2 | 3 | 5 | 1.5-10 | 1.5-10 | 0-0 | 0 | 0-0 | 0 |

Career Statistics

| Year | GP | S | A | T | TFL | Sacks | FR | FF | Int |
|---------------|-------------|----------|-----------|-----------|---------------|---------------|------------|----------|------------|
| 2011 | 13-2 | 1 | 5 | 6 | 0.5-0 | 0-0 | 0-0 | 0 | 0-0 |
| 2012 | 6-2 | 6 | 8 | 14 | 2.5-21 | 2.5-21 | 0-0 | 0 | 0-0 |
| Totals | 19-4 | 7 | 13 | 20 | 3.0-21 | 2.5-21 | 0-0 | 0 | 0-0 |



Deiontrez MOUNT

DE | So. | 6-5 | 234
Fort Walton Beach, Fla.
Fort Walton Beach

48

Career Highs

Total Tackles - 5 vs Syracuse, 2011; Solo Tackles - 5 vs Syracuse, 2011; Assisted Tackles - 2 vs Missouri State, 2012, at Southern Miss, 2012; Tackles for Loss - 1.0 three times, last at Pittsburgh, 2012; Sacks - 1.0 at USF, 2011, at Pittsburgh, 2012

2012 Highs

Total Tackles - 3 vs Missouri State; Solo Tackles - 1, five times, last at Pittsburgh; Assisted Tackles - 2 vs Missouri State, at Southern Miss; Tackles for Loss - 1.0 at Pittsburgh; Sacks - 1.0 at Pittsburgh

2012 Game-By-Game Statistics

| Opponent | S | A | T | TFL | Sacks | FR | FF | Int | PB |
|----------------|---|---|---|-------|-------|-----|----|-----|----|
| Kentucky | 1 | 1 | 2 | 0-0 | 0-0 | 0-0 | 0 | 0-0 | 0 |
| Missouri State | 1 | 2 | 3 | 0-0 | 0-0 | 0-0 | 0 | 0-0 | 0 |
| North Carolina | 1 | 1 | 2 | 0-0 | 0-0 | 0-0 | 0 | 0-0 | 0 |
| FIU | 1 | 0 | 1 | 0-0 | 0-0 | 0-0 | 0 | 0-0 | 0 |
| Southern Miss | 0 | 2 | 2 | 0.5-7 | 0.5-7 | 0-0 | 0 | 0-0 | 0 |
| Pittsburgh | 1 | 0 | 1 | 1.0-6 | 1.0-6 | 0-0 | 0 | 0-0 | 0 |

Career Statistics

| Year | GP | S | A | T | TFL | Sacks | FR | FF | Int |
|---------------|-------------|-----------|-----------|-----------|---------------|---------------|------------|----------|------------|
| 2011 | 9-5 | 6 | 4 | 10 | 2.5-17 | 1.5-14 | 0-0 | 0 | 0-0 |
| 2012 | 6-0 | 5 | 6 | 11 | 1.5-13 | 1.5-13 | 0-0 | 0 | 0-0 |
| Totals | 15-5 | 11 | 10 | 21 | 4.0-30 | 3.0-27 | 0-0 | 0 | 0-0 |



Roy PHILON

DE | Jr. | 6-3 | 291
Lexington, Ky.
Bryan Station

93

Career Highs

Total Tackles - 6 vs Marshall, 2011; Solo Tackles - 5 vs Marshall, 2011; Assisted Tackles - 3 at Cincinnati, at West Virginia, 2011; Tackles for Loss - 2.5 at Kentucky, 2011; Sacks - 1.5 at Kentucky, 2011

2012 Highs

Total Tackles - 3 at Southern Miss, at Pittsburgh; Solo Tackles - 2 at Pittsburgh; Assisted Tackles - 2 vs Missouri State, at Southern Miss; Tackles For Loss - 1.0 at FIU; Sacks - 1.0 at FIU

2012 Game-By-Game Statistics

| Opponent | S | A | T | TFL | Sacks | FR | FF | Int | PB |
|----------------|---|---|---|-------|-------|-----|----|-----|----|
| Kentucky | 0 | 0 | 0 | 0-0 | 0-0 | 0-0 | 0 | 0-0 | 0 |
| Missouri State | 0 | 2 | 2 | 0.5-1 | 0-0 | 0-0 | 0 | 0-0 | 0 |
| North Carolina | 0 | 0 | 0 | 0-0 | 0-0 | 0-0 | 0 | 0-0 | 0 |
| FIU | 1 | 0 | 1 | 1.0-6 | 1.0-6 | 0-0 | 0 | 0-0 | 0 |
| Southern Miss | 1 | 2 | 3 | 0-0 | 0-0 | 0-0 | 0 | 0-0 | 0 |
| Pittsburgh | 2 | 1 | 3 | 0.5-4 | 0.5-4 | 0-0 | 0 | 0-0 | 0 |

Career Statistics

| Year | GP | S | A | T | TFL | Sacks | FR | FF | Int |
|---------------|--------------|-----------|-----------|-----------|---------------|---------------|------------|----------|------------|
| 2010 | 9-4 | 7 | 5 | 12 | 0.5-1 | 0-0 | 0-0 | 0 | 0-0 |
| 2011 | 12-6 | 20 | 16 | 36 | 6.0-23 | 1.5-15 | 0-0 | 1 | 0-0 |
| 2012 | 6-2 | 4 | 5 | 9 | 2.0-11 | 1.5-10 | 0-0 | 0 | 0-0 |
| Totals | 27-12 | 31 | 26 | 57 | 8.5-35 | 3.0-25 | 0-0 | 1 | 0-0 |



Calvin PRYOR

S | So. | 6-2 | 213
Port St. Joe, Fla.
Port St. Joe

25

Career Highs

Total Tackles - 9 vs Kentucky, 2012, vs Missouri State, 2012; Solo Tackles - 7 vs Kentucky, 2012, vs Missouri State, 2012; Assisted Tackles - 6 at Southern Miss, 2012; Tackles for Loss - 1.0 three times, last at Southern Miss, 2012; Sacks - 1.0 at West Virginia, 2011; Forced Fumbles - 2 vs Kentucky, 2012

2012 Highs

Total Tackles - 9 vs Kentucky, vs Missouri State; Solo Tackles - 7 vs Kentucky, vs Missouri State; Assisted Tackles - 6 at Southern Miss; Tackles for Loss - 1.0 at Southern Miss; Sacks - None; Forced Fumbles - 2 vs Kentucky


2012 Game-By-Game Statistics

| Opponent | S | A | T | TFL | Sacks | FR | FF | Int | PB |
|----------------|---|---|---|-------|-------|-----|----|-----|----|
| Kentucky | 7 | 2 | 9 | 0-0 | 0-0 | 0-0 | 2 | 0-0 | 1 |
| Missouri State | 7 | 2 | 9 | 0-0 | 0-0 | 0-0 | 0 | 1-0 | 0 |
| North Carolina | 4 | 2 | 6 | 0-0 | 0-0 | 0-0 | 1 | 0-0 | 0 |
| FIU | 3 | 2 | 5 | 0-0 | 0-0 | 0-0 | 0 | 0-0 | 0 |
| Southern Miss | 3 | 6 | 9 | 1.0-5 | 0-0 | 0-0 | 1 | 0-0 | 0 |
| Pittsburgh | 3 | 5 | 8 | 0-0 | 0-0 | 0-0 | 0 | 0-0 | 0 |

Career Statistics

| Year | GP | S | A | T | TFL | Sacks | FF | FR | INT | PB |
|---------------|--------------|-----------|-----------|-----------|---------------|---------------|----------|------------|-------------|----------|
| 2011 | 13-7 | 31 | 12 | 43 | 3.0-24 | 1.0-20 | 2 | 2-0 | 2-25 | 5 |
| 2012 | 6-6 | 27 | 19 | 46 | 1.0-5 | 0-0 | 4 | 0-0 | 1-0 | 1 |
| Totals | 19-13 | 58 | 31 | 89 | 4.0-29 | 1.0-20 | 6 | 2-0 | 3-25 | 6 |





Hakeem SMITH
 S | Jr. | 6-1 | 187
 Jonesboro, Ga.
 Riverdale

29

Career Highs

Total Tackles - 13 at Syracuse, 2010, vs Pittsburgh, 2011; Solo Tackles - 11 at Syracuse, 2010; Assisted Tackles - 5 at Oregon State, 2010; Tackles for Loss - 2.0 vs Marshall, 2011; Sacks - 1.0 at Rutgers, 2010; Interceptions - 1 at USF, 2011; Forced Fumbles - 1, five times, last vs Kentucky, 2012

2012 Highs

Total Tackles - 10 vs Kentucky; Solo Tackles - 8 vs Kentucky; Assisted Tackles - 3 vs Missouri State, vs North Carolina; Tackles for Loss - 0.5 vs Missouri State; Forced Fumbles - 1 vs Kentucky

2012 Game-By-Game Statistics

| Opponent | S | A | T | TFL | Sacks | FR | FF | Int | PB |
|----------------|---|---|----|-------|-------|-----|----|-----|----|
| Kentucky | 8 | 2 | 10 | 0-0 | 0-0 | 0-0 | 1 | 0-0 | 0 |
| Missouri State | 3 | 3 | 6 | 0.5-1 | 0-0 | 0-0 | 0 | 0-0 | 0 |
| North Carolina | 0 | 3 | 3 | 0-0 | 0-0 | 0-0 | 0 | 0-0 | 1 |
| FIU | 2 | 0 | 2 | 0-0 | 0-0 | 0-0 | 0 | 0-0 | 0 |
| Southern Miss | 3 | 2 | 5 | 0-0 | 0-0 | 0-0 | 0 | 0-0 | 0 |
| Pittsburgh | 4 | 2 | 6 | 0-0 | 0-0 | 0-0 | 0 | 0-0 | 0 |

Career Statistics

| Year | GP | S | A | T | TFL | Sacks | FR | FF | Int | PB |
|---------------|--------------|------------|-----------|------------|----------------|--------------|------------|----------|------------|-----------|
| 2010 | 13-12 | 62 | 26 | 88 | 6.0-20 | 1.0-7 | 1-0 | 1 | 0-0 | 1 |
| 2011 | 13-13 | 59 | 25 | 84 | 4.0-19 | 0-0 | 1-0 | 3 | 1-9 | 9 |
| 2012 | 6-6 | 20 | 12 | 32 | 0.5-1 | 0-0 | 0-0 | 1 | 0-0 | 1 |
| Totals | 32-31 | 141 | 63 | 204 | 10.5-40 | 1.0-7 | 2-0 | 5 | 1-9 | 11 |



Marcus SMITH
 DE | Jr. | 6-3 | 252
 Columbus, Ga.
 Hardaway

91

Career Highs

Total Tackles - 4 at Cincinnati, 2011; Solo Tackles - 3 at North Carolina, 2011; Assisted Tackles - 2 at Cincinnati, 2011; Tackles for Loss - 3.0 at North Carolina, 2011; Sacks - 3.0 at North Carolina, 2011; Interceptions 1 vs North Carolina, 2012

2012 Highs


Total Tackles - 5 at FIU; Solo Tackles - 4 at FIU; Assisted Tackles - 1 three times, last at Southern Miss; Tackles for Loss - 1.0 at Southern Miss; Sacks - None; Interceptions - 1 vs North Carolina

2012 Game-By-Game Statistics

| Opponent | S | A | T | TFL | Sacks | FR | FF | Int | PB |
|----------------|---|---|---|-------|-------|-----|----|-----|----|
| Kentucky | 1 | 1 | 2 | 0-0 | 0-0 | 0-0 | 0 | 0-0 | 0 |
| Missouri State | 0 | 0 | 0 | 0-0 | 0-0 | 0-0 | 0 | 0-0 | 0 |
| North Carolina | 0 | 0 | 0 | 0-0 | 0-0 | 0-0 | 0 | 1-0 | 0 |
| FIU | 4 | 1 | 5 | 0-0 | 0-0 | 0-0 | 0 | 0-0 | 1 |
| Southern Miss | 1 | 1 | 2 | 1.0-3 | 0-0 | 0-0 | 0 | 0-0 | 0 |
| Pittsburgh | 0 | 1 | 1 | 0.5-1 | 0-0 | 0-0 | 0 | 0-0 | 0 |

Career Statistics

| Year | GP | S | A | T | TFL | Sacks | FR | INT | PB |
|---------------|--------------|-----------|----------|-----------|---------------|---------------|------------|------------|----------|
| 2010 | 9-1 | 1 | 2 | 3 | 1.0-1 | 0-0 | 0-0 | 0-0 | 0 |
| 2011 | 12-5 | 9 | 3 | 12 | 6.5-46 | 5.5-41 | 0-0 | 0-0 | 1 |
| 2012 | 6-6 | 6 | 4 | 10 | 1.5-4 | 0-0 | 0-0 | 1-0 | 1 |
| Totals | 27-12 | 16 | 9 | 25 | 9.0-51 | 5.5-41 | 0-0 | 1-0 | 2 |



John WALLACE
 K | r-Fr. | 6-0 | 200
 Cecilia, Ky.
 Central Hardin

45

2012 Highs

Field Goals Made - 2 vs North Carolina; Field Goals Attempted - 2 vs North Carolina; Long Field Goal - 45 at Pittsburgh; Extra Points Made - 5 at Pittsburgh; Extra Points Attempted - 5 at Pittsburgh; Kickoffs - 8 at Pittsburgh; Kickoff Yards - 463 at Pittsburgh; Touchbacks - 2 vs Kentucky

2012 Game-By-Game Statistics

| Opponent | FGM-FGA | Long | XPM-XPA | KO | Yds | Avg. | TB |
|----------------|---------|------|---------|----|-----|------|----|
| Kentucky | 1-1 | 22 | 3-3 | 3 | 195 | 65.0 | 2 |
| Missouri State | DNP | | | | | | |
| North Carolina | 2-2 | 43 | 3-3 | 6 | 363 | 60.5 | 0 |
| FIU | 0-0 | 0 | 4-4 | 5 | 325 | 65.0 | 0 |
| Southern Miss | 1-1 | 38 | 0-1 | 5 | 283 | 56.6 | 0 |
| Pittsburgh | 1-1 | 45 | 6-6 | 8 | 463 | 60.4 | 0 |

Career Statistics

| Year | FGM-FGA | Long | XPM-XPA | KO | Yds | Avg. | TB |
|---------------|------------|-----------|--------------|-----------|-------------|-------------|----------|
| 2012 | 5-5 | 45 | 16-17 | 27 | 1649 | 61.1 | 2 |
| Totals | 5-5 | 45 | 16-17 | 27 | 1649 | 61.1 | 2 |



Ryan JOHNSON
 P | So. | 5-11 | 175
 Louisville, Ky.
 DeSales

8

2012 Highs

Punts - 4 at Southern Miss; Punt Yards - 182 at Southern Miss; Long Punt - 57 vs North Carolina; Punts Inside 20-yd Line - 3 vs Missouri State

2012 Game-By-Game Statistics

| Opponent | Punts | Yds | Avg. | Long | Inside 20 |
|----------------|-------|-----|------|------|-----------|
| Kentucky | 2 | 87 | 43.5 | 46 | 1 |
| Missouri State | 3 | 129 | 43.0 | 53 | 3 |
| North Carolina | 1 | 57 | 57.0 | 57 | 1 |
| FIU | 3 | 114 | 38.0 | 42 | 1 |
| Southern Miss | 4 | 182 | 45.5 | 50 | 1 |
| Pittsburgh | 3 | 120 | 40.0 | 44 | 0 |

Career Statistics

| Year | Punts | Yds | Avg. | Long | Inside 20 |
|---------------|-----------|------------|-------------|-----------|-----------|
| 2012 | 16 | 689 | 43.1 | 57 | 7 |
| Totals | 16 | 689 | 43.1 | 57 | 7 |



2012 Louisville Football
LOUISVILLE Game Results (as of Oct 13, 2012)
All games

| Date | Opponent | | Score | Overall | Conference | Time | Attend |
|--------------|------------------|---|--------------|----------------|-------------------|-------------|---------------|
| Sep 02, 2012 | KENTUCKY | W | 32-14 | 1-0 | 0-0 | 3:05 | 55386 |
| Sep 08, 2012 | MSU | W | 35-7 | 2-0 | 0-0 | 3:04 | 47553 |
| Sep 15, 2012 | NORTH CAROLINA | W | 39-34 | 3-0 | 0-0 | 3:18 | 53334 |
| Sep 22, 2012 | at FIU | W | 28-21 | 4-0 | 0-0 | 3:11 | 12318 |
| Sep 29, 2012 | at Southern Miss | W | 21-17 | 5-0 | 0-0 | 3:08 | 23492 |
| * 10/13/12 | at PITT | W | 45-35 | 6-0 | 1-0 | 3:15 | 42432 |

2012 Louisville Football
LOUISVILLE Overall Team Statistics (as of Oct 13, 2012)
All games

| Team Statistics | LOU | OPP |
|-------------------------|-------------|--------------|
| SCORING | 200 | 128 |
| Points Per Game | 33.3 | 21.3 |
| FIRST DOWNS | 135 | 111 |
| Rushing | 57 | 40 |
| Passing | 69 | 60 |
| Penalty | 9 | 11 |
| RUSHING YARDAGE | 1002 | 684 |
| Yards gained rushing | 1139 | 845 |
| Yards lost rushing | 137 | 161 |
| Rushing Attempts | 238 | 183 |
| Average Per Rush | 4.2 | 3.7 |
| Average Per Game | 167.0 | 114.0 |
| TDs Rushing | 17 | 5 |
| PASSING YARDAGE | 1453 | 1303 |
| Comp-Att-Int | 121-171-3 | 126-192-2 |
| Average Per Pass | 8.5 | 6.8 |
| Average Per Catch | 12.0 | 10.3 |
| Average Per Game | 242.2 | 217.2 |
| TDs Passing | 9 | 11 |
| TOTAL OFFENSE | 2455 | 1987 |
| Total Plays | 409 | 375 |
| Average Per Play | 6.0 | 5.3 |
| Average Per Game | 409.2 | 331.2 |
| KICK RETURNS: #-Yards | 15-268 | 35-853 |
| PUNT RETURNS: #-Yards | 9-58 | 11-87 |
| INT RETURNS: #-Yards | 2-0 | 3-23 |
| KICK RETURN AVERAGE | 17.9 | 24.4 |
| PUNT RETURN AVERAGE | 6.4 | 7.9 |
| INT RETURN AVERAGE | 0.0 | 7.7 |
| FUMBLES-LOST | 8-3 | 11-6 |
| PENALTIES-Yards | 38-320 | 32-243 |
| Average Per Game | 53.3 | 40.5 |
| PUNTS-Yards | 20-773 | 19-713 |
| Average Per Punt | 38.7 | 37.5 |
| Net punt average | 31.3 | 34.5 |
| KICKOFFS-Yards | 39-2358 | 23-1408 |
| Average Per Kick | 60.5 | 61.2 |
| Net kick average | 36.7 | 40.9 |
| TIME OF POSSESSION/Game | 33:35 | 26:25 |
| 3RD-DOWN Conversions | 45/80 | 32/73 |
| 3rd-Down Pct | 56% | 44% |
| 4TH-DOWN Conversions | 5/6 | 2/13 |
| 4th-Down Pct | 83% | 15% |
| SACKS BY-Yards | 10-74 | 13-85 |
| MISC YARDS | 0 | 0 |
| TOUCHDOWNS SCORED | 26 | 18 |
| FIELD GOALS-ATTEMPTS | 7-7 | 1-4 |
| ON-SIDE KICKS | 0-0 | 1-2 |
| RED-ZONE SCORES | (26-27) 96% | (15-19) 79% |
| RED-ZONE TOUCHDOWNS | (21-27) 78% | (14-19) 74% |
| PAT-ATTEMPTS | (19-21) 90% | (17-17) 100% |
| ATTENDANCE | 156273 | 78242 |
| Games/Avg Per Game | 3/52091 | 3/26081 |
| Neutral Site Games | | 0/0 |

| Score by Quarters | 1st | 2nd | 3rd | 4th | OT | Total |
|--------------------------|------------|------------|------------|------------|-----------|--------------|
| LOUISVILLE | 54 | 65 | 48 | 33 | 0 | 200 |
| Opponents | 24 | 49 | 14 | 41 | 0 | 128 |

2012 Louisville Football
LOUISVILLE Overall Individual Statistics (as of Oct 13, 2012)
All games

| <u>Rushing</u> | <u>gp</u> | <u>att</u> | <u>gain</u> | <u>loss</u> | <u>net</u> | <u>avg</u> | <u>td</u> | <u>lg</u> | <u>avg/g</u> |
|------------------|-----------|------------|-------------|-------------|------------|------------|-----------|-----------|--------------|
| PERRY, Seniorise | 6 | 96 | 582 | 23 | 559 | 5.8 | 9 | 59 | 93.2 |
| WRIGHT, Jeremy | 6 | 99 | 468 | 18 | 450 | 4.5 | 6 | 21 | 75.0 |
| BRIDGEWATER, T. | 6 | 32 | 86 | 78 | 8 | 0.2 | 1 | 9 | 1.3 |
| PASCHAL, Jordon | 6 | 1 | 1 | 0 | 1 | 1.0 | 1 | 1 | 0.2 |
| STEIN, Will | 5 | 2 | 2 | 2 | 0 | 0.0 | 0 | 2 | 0.0 |
| LAMB, Corvin | 4 | 1 | 0 | 2 | -2 | -2.0 | 0 | 0 | -0.5 |
| TEAM | 6 | 7 | 0 | 14 | -14 | -2.0 | 0 | 0 | -2.3 |
| Total | 6 | 238 | 1139 | 137 | 1002 | 4.2 | 17 | 59 | 167.0 |
| Opponents | 6 | 183 | 845 | 161 | 684 | 3.7 | 5 | 50 | 114.0 |

| <u>Passing</u> | <u>gp</u> | <u>effic</u> | <u>comp-att-int</u> | <u>pct</u> | <u>yds</u> | <u>td</u> | <u>lg</u> | <u>avg/g</u> |
|-----------------|-----------|--------------|---------------------|------------|------------|-----------|-----------|--------------|
| BRIDGEWATER, T. | 6 | 160.42 | 117-163-3 | 71.8 | 1438 | 9 | 75 | 239.7 |
| STEIN, Will | 5 | 87.67 | 4-6-0 | 66.7 | 15 | 0 | 9 | 3.0 |
| TEAM | 6 | 0.00 | 0-2-0 | 0.0 | 0 | 0 | 0 | 0.0 |
| Total | 6 | 156.00 | 121-171-3 | 70.8 | 1453 | 9 | 75 | 242.2 |
| Opponents | 6 | 139.45 | 126-192-2 | 65.6 | 1303 | 11 | 50 | 217.2 |

| <u>Receiving</u> | <u>gp</u> | <u>no.</u> | <u>yds</u> | <u>avg</u> | <u>td</u> | <u>lg</u> | <u>avg/g</u> |
|------------------|-----------|------------|------------|------------|-----------|-----------|--------------|
| COPELAND, D. | 6 | 18 | 169 | 9.4 | 0 | 26 | 28.2 |
| PARKER, DeVante | 6 | 15 | 319 | 21.3 | 2 | 75 | 53.2 |
| SMITH, Andrell | 6 | 15 | 220 | 14.7 | 1 | 36 | 36.7 |
| WRIGHT, Jeremy | 6 | 13 | 102 | 7.8 | 0 | 15 | 17.0 |
| ROGERS, Eli | 6 | 11 | 105 | 9.5 | 1 | 29 | 17.5 |
| NORD, Nate | 6 | 11 | 103 | 9.4 | 1 | 23 | 17.2 |
| PERRY, Seniorise | 6 | 10 | 113 | 11.3 | 0 | 27 | 18.8 |
| GAINES, Charles | 5 | 9 | 163 | 18.1 | 1 | 55 | 32.6 |
| RADCLIFF, Scott | 6 | 9 | 76 | 8.4 | 0 | 13 | 12.7 |
| HUBBELL, Ryan | 6 | 5 | 51 | 10.2 | 1 | 24 | 8.5 |
| HEUSER, Nick | 6 | 4 | 20 | 5.0 | 2 | 8 | 3.3 |
| DAVIS, Jarrett | 4 | 1 | 12 | 12.0 | 0 | 12 | 3.0 |
| Total | 6 | 121 | 1453 | 12.0 | 9 | 75 | 242.2 |
| Opponents | 6 | 126 | 1303 | 10.3 | 11 | 50 | 217.2 |

| <u>Punt Returns</u> | <u>no.</u> | <u>yds</u> | <u>avg</u> | <u>td</u> | <u>lg</u> |
|---------------------|------------|------------|------------|-----------|-----------|
| DOMINGUEZ, Kai | 9 | 58 | 6.4 | 0 | 30 |
| Total | 9 | 58 | 6.4 | 0 | 30 |
| Opponents | 11 | 87 | 7.9 | 1 | 13 |

| <u>Interceptions</u> | <u>no.</u> | <u>yds</u> | <u>avg</u> | <u>td</u> | <u>lg</u> |
|----------------------|------------|------------|------------|-----------|-----------|
| SMITH, Marcus | 1 | 0 | 0.0 | 0 | 0 |
| PRYOR, Calvin | 1 | 0 | 0.0 | 0 | 0 |
| Total | 2 | 0 | 0.0 | 0 | 0 |
| Opponents | 3 | 23 | 7.7 | 1 | 23 |

| <u>Kick Returns</u> | <u>no.</u> | <u>yds</u> | <u>avg</u> | <u>td</u> | <u>lg</u> |
|---------------------|------------|------------|------------|-----------|-----------|
| BUSHELL, Adrian | 5 | 126 | 25.2 | 0 | 42 |
| WRIGHT, Jeremy | 3 | 49 | 16.3 | 0 | 21 |
| PERRY, Seniorise | 3 | 41 | 13.7 | 0 | 15 |
| LAMB, Corvin | 2 | 36 | 18.0 | 0 | 28 |
| HARRINGTON, J. | 2 | 16 | 8.0 | 0 | 18 |
| Total | 15 | 268 | 17.9 | 0 | 42 |
| Opponents | 35 | 853 | 24.4 | 0 | 45 |

| <u>Fumble Returns</u> | <u>no.</u> | <u>yds</u> | <u>avg</u> | <u>td</u> | <u>lg</u> |
|-----------------------|------------|------------|------------|-----------|-----------|
| LAMB, Corvin | 1 | 74 | 74.0 | 0 | 74 |
| Total | 1 | 74 | 74.0 | 0 | 74 |
| Opponents | 1 | 14 | 14.0 | 0 | 14 |

2012 Louisville Football
LOUISVILLE Overall Individual Statistics (as of Oct 13, 2012)
All games

| Scoring | td | fg | PAT | | | | dpx | saf | pts |
|-----------------|----|-----|-------|------|-----|------|-----|-----|-----|
| | | | kick | rush | rcv | pass | | | |
| PERRY, Senorise | 9 | - | - | - | - | - | - | 54 | |
| WRIGHT, Jeremy | 6 | - | - | - | - | - | - | 36 | |
| WALLACE, John | - | 5-5 | 16-18 | - | - | - | - | 31 | |
| HEUSER, Nick | 2 | - | - | - | - | - | - | 12 | |
| PARKER, DeVante | 2 | - | - | - | - | - | - | 12 | |
| NAKATANI, M. | - | 2-2 | 3-3 | - | - | - | - | 9 | |
| HUBBELL, Ryan | 1 | - | - | - | - | - | - | 6 | |
| BRIDGEWATER, T. | 1 | - | - | - | - | 0-2 | - | 6 | |
| NORD, Nate | 1 | - | - | - | - | - | - | 6 | |
| ROGERS, Eli | 1 | - | - | - | - | - | - | 6 | |
| SMITH, Andrell | 1 | - | - | - | - | - | - | 6 | |
| GAINES, Charles | 1 | - | - | - | - | - | - | 6 | |
| PASCHAL, Jordon | 1 | - | - | - | - | - | - | 6 | |
| SMITH, Marcus | - | - | - | - | 2 | - | - | 4 | |
| STEIN, Will | - | - | - | - | - | 2-3 | - | 0 | |
| Total | 26 | 7-7 | 19-21 | - | 2 | 2-5 | - | 200 | |
| Opponents | 18 | 1-4 | 17-17 | - | - | 0-1 | - | 128 | |

| Total Offense | g | plays | rush | pass | total | avg/g |
|-----------------|---|-------|------|------|-------|-------|
| BRIDGEWATER, T. | 6 | 195 | 8 | 1438 | 1446 | 241.0 |
| PERRY, Senorise | 6 | 96 | 559 | 0 | 559 | 93.2 |
| WRIGHT, Jeremy | 6 | 99 | 450 | 0 | 450 | 75.0 |
| STEIN, Will | 5 | 8 | 0 | 15 | 15 | 3.0 |
| PASCHAL, Jordon | 6 | 1 | 1 | 0 | 1 | 0.2 |
| LAMB, Corvin | 4 | 1 | -2 | 0 | -2 | -0.5 |
| TEAM | 6 | 9 | -14 | 0 | -14 | -2.3 |
| Total | 6 | 409 | 1002 | 1453 | 2455 | 409.2 |
| Opponents | 6 | 375 | 684 | 1303 | 1987 | 331.2 |

| Field Goals | fg | pct. | 01-19 | 20-29 | 30-39 | 40-49 | 50-99 | lg | blk |
|---------------|-----|-------|-------|-------|-------|-------|-------|----|-----|
| WALLACE, John | 5-5 | 100.0 | 0-0 | 2-2 | 1-1 | 2-2 | 0-0 | 45 | 0 |
| NAKATANI, M. | 2-2 | 100.0 | 1-1 | 0-0 | 0-0 | 1-1 | 0-0 | 45 | 0 |

| FG Sequence | LOUISVILLE | Opponents |
|----------------|------------|-----------|
| KENTUCKY | (22) | 42 |
| MSU | (19),(45) | - |
| NORTH CAROLINA | (22),(43) | - |
| FIU | - | - |
| Southern Miss | (38) | (21),47 |
| PITT | (45) | 50 |

| Punting | no. | yds | avg | lg | tb | fc | i20 | 50+ | blk |
|-----------------|-----|-----|------|----|----|----|-----|-----|-----|
| JOHNSON, Ryan | 16 | 689 | 43.1 | 57 | 3 | 6 | 7 | 3 | 1 |
| APPLEBY, Joshua | 2 | 84 | 42.0 | 51 | 0 | 0 | 1 | 1 | 0 |
| TEAM | 2 | 0 | 0.0 | 0 | 0 | 0 | 0 | 0 | 1 |
| Total | 20 | 773 | 38.7 | 57 | 3 | 6 | 8 | 4 | 2 |
| Opponents | 19 | 713 | 37.5 | 59 | 0 | 3 | 6 | 4 | 1 |

| Kickoffs | no. | yds | avg | tb | ob | retn | net | ydln |
|-----------------|-----|------|------|----|----|------|------|------|
| WALLACE, John | 27 | 1649 | 61.1 | 2 | 0 | | | |
| APPLEBY, Joshua | 12 | 709 | 59.1 | 1 | 1 | | | |
| Total | 39 | 2358 | 60.5 | 3 | 1 | 24.4 | 36.7 | 28 |
| Opponents | 23 | 1408 | 61.2 | 8 | 0 | 17.9 | 40.9 | 24 |

Numbers in (parentheses) indicate field goal was made.

2012 Louisville Football
LOUISVILLE Overall Individual Statistics (as of Oct 13, 2012)
All games

| <u>All Purpose</u> | <u>g</u> | <u>rush</u> | <u>rcv</u> | <u>pr</u> | <u>kr</u> | <u>ir</u> | <u>total</u> | <u>avg/g</u> |
|--------------------|----------|-------------|------------|-----------|-----------|-----------|--------------|--------------|
| PERRY, Senoris | 6 | 559 | 113 | 0 | 41 | 0 | 713 | 118.8 |
| WRIGHT, Jerem | 6 | 450 | 102 | 0 | 49 | 0 | 601 | 100.2 |
| PARKER, DeVa | 6 | 0 | 319 | 0 | 0 | 0 | 319 | 53.2 |
| SMITH, Andrell | 6 | 0 | 220 | 0 | 0 | 0 | 220 | 36.7 |
| COPELAND, D. | 6 | 0 | 169 | 0 | 0 | 0 | 169 | 28.2 |
| GAINES, Charle | 5 | 0 | 163 | 0 | 0 | 0 | 163 | 32.6 |
| BUSHELL, Adria | 6 | 0 | 0 | 0 | 126 | 0 | 126 | 21.0 |
| ROGERS, Eli | 6 | 0 | 105 | 0 | 0 | 0 | 105 | 17.5 |
| NORD, Nate | 6 | 0 | 103 | 0 | 0 | 0 | 103 | 17.2 |
| RADCLIFF, Scot | 6 | 0 | 76 | 0 | 0 | 0 | 76 | 12.7 |
| DOMINGUEZ, K | 6 | 0 | 0 | 58 | 0 | 0 | 58 | 9.7 |
| HUBBELL, Ryan | 6 | 0 | 51 | 0 | 0 | 0 | 51 | 8.5 |
| LAMB, Corvin | 4 | -2 | 0 | 0 | 36 | 0 | 34 | 8.5 |
| HEUSER, Nick | 6 | 0 | 20 | 0 | 0 | 0 | 20 | 3.3 |
| HARRINGTON, | 4 | 0 | 0 | 0 | 16 | 0 | 16 | 4.0 |
| DAVIS, Jarrett | 4 | 0 | 12 | 0 | 0 | 0 | 12 | 3.0 |
| BRIDGEWATER | 6 | 8 | 0 | 0 | 0 | 0 | 8 | 1.3 |
| PASCHAL, Jord | 6 | 1 | 0 | 0 | 0 | 0 | 1 | 0.2 |
| TEAM | 6 | -14 | 0 | 0 | 0 | 0 | -14 | -2.3 |
| Total | 6 | 1002 | 1453 | 58 | 268 | 0 | 2781 | 463.5 |
| Opponents | 6 | 684 | 1303 | 87 | 853 | 23 | 2950 | 491.7 |

2012 Louisville Football
LOUISVILLE Overall Defensive Statistics (as of Oct 13, 2012)
All games

| ## | Defensive Leaders | gp | Tackles | | | tfl/yds | Sacks no-yds | Pass defense | | | Fumbles | | blkd | |
|-----------|-------------------|----|---------|-----|-----|---------|-----------------|--------------|------|-----|---------|----|------|-----|
| | | | ua | a | tot | | | int-yds | brup | qbh | rcv-yds | ff | kick | saf |
| 25 | PRYOR, Calvin | 6 | 27 | 19 | 46 | 1.0-5 | . | 1-0 | 1 | . | . | 4 | . | . |
| 29 | SMITH, Hakeem | 6 | 20 | 12 | 32 | 0.5-1 | . | . | 1 | . | . | 1 | . | . |
| 21 | BUSHELL, Adrian | 6 | 21 | 11 | 32 | 0.5-2 | . | . | 4 | . | 2-0 | . | . | . |
| 2 | BROWN, Preston | 6 | 15 | 13 | 28 | 0.5-1 | . | . | 1 | . | . | . | . | . |
| 19 | FLOYD, Terell | 6 | 19 | 6 | 25 | 3.0-16 | 2.0-12 | . | 4 | . | 1-0 | . | . | . |
| 1 | BROWN, Keith | 4 | 7 | 16 | 23 | 0.5-0 | . | . | . | . | . | . | . | . |
| 24 | BROWN, Daniel | 4 | 6 | 11 | 17 | 0.5-1 | . | . | . | . | . | . | . | . |
| 34 | DURANT, George | 6 | 6 | 10 | 16 | 3.0-12 | 0.5-7 | . | . | 1 | . | . | . | . |
| 15 | JOHNSON, Andrew | 5 | 15 | . | 15 | 1.0-1 | . | . | 1 | . | 1-0 | . | . | . |
| 94 | MAULDIN, L. | 6 | 6 | 8 | 14 | 2.5-21 | 2.5-21 | . | 1 | 1 | . | . | . | . |
| 92 | DUNN, Brandon | 6 | 9 | 3 | 12 | 1.0-5 | 1.0-5 | . | 2 | . | . | . | . | . |
| 48 | MOUNT, D. | 6 | 5 | 6 | 11 | 1.5-13 | 1.5-13 | . | . | . | . | . | . | . |
| 31 | LEE, Champ | 6 | 4 | 6 | 10 | . | . | . | . | . | . | . | 1 | . |
| 91 | SMITH, Marcus | 6 | 6 | 4 | 10 | 1.5-4 | . | 1-0 | 1 | 1 | . | . | . | . |
| 93 | PHILON, Roy | 6 | 4 | 5 | 9 | 2.0-11 | 1.5-10 | . | . | 1 | . | . | . | . |
| 13 | BURGESS, James | 5 | 5 | 4 | 9 | . | . | . | . | . | . | . | . | . |
| 27 | REVE, Jermaine | 6 | 7 | 2 | 9 | 1.0-4 | . | . | . | . | . | . | . | . |
| 43 | ROGERS, Deon | 6 | 6 | 1 | 7 | . | . | . | . | . | . | . | . | . |
| 44 | BUTLER, B.J. | 6 | 5 | 2 | 7 | 1.0-6 | 1.0-6 | . | . | . | . | . | . | . |
| 11 | DUBOSE, B.J. | 5 | 3 | 4 | 7 | 0.5-1 | . | . | . | 1 | . | . | . | . |
| 22 | PASCHAL, Jordon | 6 | 5 | 2 | 7 | . | . | . | . | . | . | . | . | . |
| 99 | BROOKS, Jamaine | 5 | 3 | 3 | 6 | 0.5-0 | . | . | . | . | . | . | . | . |
| 26 | EVANS, Zed | 5 | 3 | 3 | 6 | 1.0-1 | . | . | 1 | . | . | . | . | . |
| 17 | TOPP, DeMarcus | 4 | 4 | 1 | 5 | . | . | . | . | . | . | . | . | . |
| 97 | BROWN, DeAngelo | 4 | 4 | 1 | 5 | 1.0-4 | . | . | . | . | . | . | . | . |
| 18 | TEAGUE, Titus | 6 | 2 | 2 | 4 | . | . | . | . | . | . | 1 | . | . |
| 49 | MCGRUFF-CULVER | 6 | 3 | 1 | 4 | 2.0-13 | . | . | . | . | 1-0 | . | . | . |
| 98 | RANKINS, S. | 4 | . | 4 | 4 | . | . | . | . | . | . | . | . | . |
| 42 | HARRINGTON, J. | 4 | 1 | 2 | 3 | . | . | . | . | . | . | . | . | . |
| 8A | HOLLIMAN, Gerod | 3 | 1 | 1 | 2 | . | . | . | . | . | . | . | . | . |
| 32 | PERRY, Seniorise | 6 | 1 | 1 | 2 | . | . | . | . | . | . | . | . | . |
| 28 | WRIGHT, Jeremy | 6 | 1 | . | 1 | . | . | . | . | . | . | . | . | . |
| 20 | LAMB, Corvin | 4 | 1 | . | 1 | . | . | . | . | . | 1-74 | . | . | . |
| 45 | WALLACE, John | 5 | 1 | . | 1 | . | . | . | . | . | . | . | . | . |
| 33 | DONOVAN, Grant | 5 | 1 | . | 1 | . | . | . | . | . | . | . | . | . |
| Total | | 6 | 227 | 164 | 391 | 26-122 | 10-74 | 2-0 | 17 | 5 | 6-74 | 6 | 1 | . |
| Opponents | | 6 | 227 | 202 | 429 | 32-135 | 13-85 | 3-23 | 18 | 4 | 3-14 | 7 | 3 | . |

2012 Louisville Football
LOUISVILLE Team Game-by-Game (as of Oct 13, 2012)
All games

TEAM STATISTICS

| Date | Opponent | Rushing | | | | Receiving | | | | Passing | | | | Kick Returns | | | | Punt Returns | | | | tot off |
|------------|------------------|---------|------|----|----|-----------|------|----|----|-------------|------|----|----|--------------|-----|----|----|--------------|-----|----|----|---------|
| | | no. | yds | td | lg | no. | yds | td | lg | cmp-att-int | yds | td | lg | no. | yds | td | lg | no. | yds | td | lg | |
| Sep 02 | KENTUCKY | 46 | 219 | 4 | 47 | 22 | 247 | 0 | 27 | 22-26-0 | 247 | 0 | 27 | 1 | 15 | 0 | 15 | 1 | -9 | 0 | 0 | 466 |
| Sep 08 | MSU | 37 | 131 | 2 | 12 | 30 | 344 | 2 | 55 | 30-40-0 | 344 | 2 | 55 | 1 | 12 | 0 | 12 | 2 | 2 | 0 | 2 | 475 |
| Sep 15 | NORTH CAROLINA | 43 | 183 | 2 | 21 | 23 | 279 | 3 | 36 | 23-28-0 | 279 | 3 | 36 | 4 | 96 | 0 | 42 | 1 | 8 | 0 | 8 | 462 |
| Sep 22 | at FIU | 31 | 129 | 2 | 24 | 19 | 194 | 2 | 30 | 19-36-2 | 194 | 2 | 30 | 2 | 27 | 0 | 14 | 3 | 49 | 0 | 30 | 323 |
| Sep 29 | at Southern Miss | 50 | 184 | 2 | 20 | 10 | 85 | 1 | 29 | 10-14-1 | 85 | 1 | 29 | 4 | 69 | 0 | 28 | 1 | 2 | 0 | 2 | 269 |
| 10/13/12 | at PITT | 31 | 156 | 5 | 59 | 17 | 304 | 1 | 75 | 17-27-0 | 304 | 1 | 75 | 3 | 49 | 0 | 21 | 1 | 6 | 0 | 6 | 460 |
| LOUISVILLE | | 238 | 1002 | 17 | 59 | 121 | 1453 | 9 | 75 | 121-171-3 | 1453 | 9 | 75 | 15 | 268 | 0 | 42 | 9 | 58 | 0 | 30 | 2455 |
| | | 183 | 684 | 5 | 50 | 126 | 1303 | 11 | 50 | 126-192-2 | 1303 | 11 | 50 | 35 | 853 | 0 | 45 | 11 | 87 | 1 | 13 | 1987 |

Games played: 6
 Avg per rush: 4.2
 Avg per catch: 12.0
 Pass efficiency: 156.00
 Kick ret avg: 17.9
 Punt ret avg: 6.4
 All purpose avg/game: 463.5
 Total offense avg/gm: 409.2

| Date | Opponent | Tackles | | | | Sacks | Fumble | | Pass Defense | | | Blkd | PAT Attempts | | | | |
|------------|------------------|---------|-----|-------|----------|---------|--------|--------|--------------|-----|------|------|--------------|------|-----|-----|-----|
| | | ua | a | total | tfl-yds | no-yds | ff | fr-yds | int-yds | qbh | brup | kick | kick | rush | rcv | saf | pts |
| Sep 02 | KENTUCKY | 47 | 16 | 63 | 4.0-19 | 2.0-13 | 3 | 2-0 | 0-0 | 0 | 6 | 0 | 3-3 | 0 | 1 | 0 | 32 |
| Sep 08 | MSU | 33 | 34 | 67 | 4.0-15 | 1.0-11 | 1 | 1-74 | 1-0 | 2 | 4 | 0 | 3-3 | 0 | 1 | 0 | 35 |
| Sep 15 | NORTH CAROLINA | 31 | 22 | 53 | 2.0-4 | 0.0-0 | 1 | 1-0 | 1-0 | 0 | 3 | 0 | 3-3 | 0 | 0 | 0 | 39 |
| Sep 22 | at FIU | 43 | 14 | 57 | 2.0-9 | 1.0-6 | 0 | 1-0 | 0-0 | 0 | 2 | 0 | 4-4 | 0 | 0 | 0 | 28 |
| Sep 29 | at Southern Miss | 26 | 48 | 74 | 7.0-33 | 1.0-14 | 1 | 1-0 | 0-0 | 0 | 0 | 0 | 0-2 | 0 | 0 | 0 | 21 |
| 10/13/1 | at PITT | 47 | 30 | 77 | 7.0-42 | 5.0-30 | 0 | 0-0 | 0-0 | 3 | 2 | 1 | 6-6 | 0 | 0 | 0 | 45 |
| LOUISVILLE | | 227 | 164 | 391 | 26.0-122 | 10.0-74 | 6 | 6-74 | 2-0 | 5 | 17 | 1 | 19-21 | 0 | 2 | 0 | 200 |
| | | 227 | 202 | 429 | 32.0-135 | 13.0-86 | 7 | 3-14 | 3-23 | 4 | 18 | 3 | 17-17 | 0 | 0 | 0 | 128 |

| Date | Opponent | Punting | | | | | | | Field Goals | | | Kickoffs | | | | | | |
|------------|------------------|---------|-----|------|------|------|----|----|-------------|-----|--------|----------|------|-----|------|------|----|----|
| | | no. | yds | avg | long | blkd | tb | fc | 50+ | i20 | md-att | long | blkd | no. | yds | avg | tb | ob |
| Sep 02 | KENTUCKY | 4 | 171 | 42.8 | 51 | 0 | 0 | 1 | 1 | 2 | 1-1 | 22 | 0 | 6 | 379 | 63.2 | 2 | 0 |
| Sep 08 | MSU | 3 | 129 | 43.0 | 53 | 0 | 0 | 3 | 1 | 3 | 2-2 | 45 | 0 | 7 | 402 | 57.4 | 1 | 0 |
| Sep 15 | NORTH CAROLINA | 2 | 57 | 28.5 | 57 | 1 | 0 | 0 | 1 | 1 | 2-2 | 43 | 0 | 8 | 486 | 60.8 | 0 | 1 |
| Sep 22 | at FIU | 3 | 114 | 38.0 | 42 | 0 | 0 | 1 | 0 | 1 | 0-0 | 0 | 0 | 5 | 325 | 65.0 | 0 | 0 |
| Sep 29 | at Southern Miss | 4 | 182 | 45.5 | 50 | 0 | 2 | 1 | 1 | 1 | 1-1 | 38 | 0 | 5 | 283 | 56.6 | 0 | 0 |
| 10/13/1 | at PITT | 4 | 120 | 30.0 | 44 | 1 | 1 | 0 | 0 | 0 | 1-1 | 45 | 0 | 8 | 483 | 60.4 | 0 | 0 |
| LOUISVILLE | | 20 | 773 | 38.7 | 57 | 2 | 3 | 6 | 4 | 8 | 7-7 | 45 | 0 | 39 | 2358 | 60.5 | 3 | 1 |
| | | 19 | 713 | 37.5 | 59 | 1 | 0 | 3 | 4 | 6 | 1-4 | 21 | 0 | 23 | 1408 | 61.2 | 8 | 0 |

2012 Louisville Football
LOUISVILLE Opponent Game-by-Game (as of Oct 13, 2012)
All games

OPPONENT STATISTICS

| Date | Opponent | Rushing | | | | Receiving | | | | Passing | | | | Kick Returns | | | | Punt Returns | | | | tot off | | |
|-----------|------------------|---------|------|----|----|-----------|------|----|----|---------|-----|-----|------|--------------|----|-----|-----|--------------|----|-----|-----|------------|----|------|
| | | no. | yds | td | lg | no. | yds | td | lg | cmp | att | int | yds | td | lg | no. | yds | td | lg | no. | yds | | td | lg |
| Sep 02 | KENTUCKY | 19 | 93 | 0 | 14 | 35 | 280 | 2 | 22 | 35 | 51 | 0 | 280 | 2 | 22 | 4 | 120 | 0 | 35 | 3 | 22 | 0 | 13 | 373 |
| Sep 08 | MSU | 31 | 99 | 0 | 18 | 16 | 150 | 1 | 22 | 16 | 28 | 1 | 150 | 1 | 22 | 6 | 106 | 0 | 25 | 0 | 0 | 0 | 0 | 249 |
| Sep 15 | NORTH CAROLINA | 17 | 47 | 0 | 13 | 26 | 363 | 5 | 50 | 26 | 41 | 1 | 363 | 5 | 50 | 7 | 156 | 0 | 31 | 2 | 5 | 0 | 1 | 410 |
| Sep 22 | at FIU | 34 | 128 | 2 | 38 | 19 | 198 | 1 | 26 | 19 | 26 | 0 | 198 | 1 | 26 | 5 | 155 | 0 | 44 | 2 | 7 | 0 | 5 | 326 |
| Sep 29 | at Southern Miss | 48 | 224 | 1 | 50 | 2 | 25 | 0 | 13 | 2 | 9 | 0 | 25 | 0 | 13 | 5 | 113 | 0 | 45 | 1 | 7 | 0 | 7 | 249 |
| 10/13/12 | at PITT | 34 | 93 | 2 | 19 | 28 | 287 | 2 | 35 | 28 | 37 | 0 | 287 | 2 | 35 | 8 | 203 | 0 | 33 | 3 | 46 | 1 | 4 | 380 |
| Opponents | | 183 | 684 | 5 | 50 | 126 | 1303 | 11 | 50 | 126 | 192 | 2 | 1303 | 11 | 50 | 35 | 853 | 0 | 45 | 11 | 87 | 1 | 13 | 1987 |
| | | 238 | 1002 | 17 | 59 | 121 | 1453 | 9 | 75 | 121 | 171 | 3 | 1453 | 9 | 75 | 15 | 268 | 0 | 42 | 9 | 58 | 0 | 30 | 2455 |

Games played: 6
 Avg per rush: 3.7
 Avg per catch: 10.3
 Pass efficiency: 139.45
 Kick ret avg: 24.4
 Punt ret avg: 7.9
 All purpose avg/game: 491.7
 Total offense avg/gm: 331.2

| Date | Opponent | Tackles | | | | Sacks no-yds | Fumble | | Pass Defense | | | Blkd kick | PAT Attempts | | | | pts | |
|-----------|------------------|---------|-----|-------|----------|-----------------|--------|--------|--------------|-----|------|--------------|--------------|------|-----|-----|-----|-----|
| | | ua | a | total | tfl-yds | | ff | fr-yds | int-yds | qbh | brup | | kick | rush | rcv | saf | | |
| Sep 02 | KENTUCKY | 54 | 10 | 64 | 5.0-17 | 3.0-6 | 3 | 0-0 | 0-0 | 0 | 1 | 0 | 2-2 | 0 | 0 | 0 | 0 | 14 |
| Sep 08 | MSU | 35 | 56 | 91 | 4.0-25 | 2.0-21 | 2 | 1-0 | 0-0 | 0 | 4 | 0 | 1-1 | 0 | 0 | 0 | 0 | 7 |
| Sep 15 | NORTH CAROLINA | 40 | 42 | 82 | 7.0-35 | 3.0-29 | 1 | 1-0 | 0-0 | 0 | 1 | 1 | 4-4 | 0 | 0 | 0 | 0 | 34 |
| Sep 22 | at FIU | 32 | 24 | 56 | 2.0-6 | 0.0-0 | 0 | 0-0 | 2-0 | 0 | 8 | 0 | 3-3 | 0 | 0 | 0 | 0 | 21 |
| Sep 29 | at Southern Miss | 38 | 42 | 80 | 10.0-39 | 3.0-20 | 1 | 1-14 | 1-23 | 0 | 1 | 1 | 2-2 | 0 | 0 | 0 | 0 | 17 |
| 10/13/1 | at PITT | 28 | 28 | 56 | 4.0-13 | 2.0-10 | 0 | 0-0 | 0-0 | 4 | 3 | 1 | 5-5 | 0 | 0 | 0 | 0 | 35 |
| Opponents | | 227 | 202 | 429 | 32.0-135 | 13.0-86 | 7 | 3-14 | 3-23 | 4 | 18 | 3 | 17-17 | 0 | 0 | 0 | 0 | 128 |
| | | 227 | 164 | 391 | 26.0-122 | 10.0-74 | 6 | 6-74 | 2-0 | 5 | 17 | 1 | 19-21 | 0 | 2 | 0 | 0 | 200 |

| Date | Opponent | Punting | | | | | | | Field Goals | | | Kickoffs | | | | | | |
|-----------|------------------|---------|-----|------|------|------|----|----|-------------|-----|--------|----------|------|-----|------|------|----|----|
| | | no. | yds | avg | long | blkd | tb | fc | 50+ | i20 | md-att | long | blkd | no. | yds | avg | tb | ob |
| Sep 02 | KENTUCKY | 2 | 88 | 44.0 | 53 | 0 | 0 | 1 | 1 | 2 | 0-1 | 0 | 0 | 2 | 130 | 65.0 | 1 | 0 |
| Sep 08 | MSU | 5 | 210 | 42.0 | 52 | 0 | 0 | 1 | 1 | 2 | 0-0 | 0 | 0 | 2 | 130 | 65.0 | 1 | 0 |
| Sep 15 | NORTH CAROLINA | 3 | 106 | 35.3 | 42 | 0 | 0 | 1 | 0 | 1 | 0-0 | 0 | 0 | 6 | 382 | 63.7 | 2 | 0 |
| Sep 22 | at FIU | 3 | 124 | 41.3 | 52 | 0 | 0 | 0 | 1 | 0 | 0-0 | 0 | 0 | 4 | 256 | 64.0 | 2 | 0 |
| Sep 29 | at Southern Miss | 4 | 135 | 33.8 | 59 | 0 | 0 | 0 | 1 | 1 | 1-2 | 21 | 0 | 4 | 193 | 48.2 | 0 | 0 |
| 10/13/1 | at PITT | 2 | 50 | 25.0 | 36 | 1 | 0 | 0 | 0 | 0 | 0-1 | 0 | 0 | 5 | 317 | 63.4 | 2 | 0 |
| Opponents | | 19 | 713 | 37.5 | 59 | 1 | 0 | 3 | 4 | 6 | 1-4 | 21 | 0 | 23 | 1408 | 61.2 | 8 | 0 |
| | | 20 | 773 | 38.7 | 57 | 2 | 3 | 6 | 4 | 8 | 7-7 | 45 | 0 | 39 | 2358 | 60.5 | 3 | 1 |

2012 Louisville Football
LOUISVILLE Game Superlatives (as of Oct 13, 2012)
All games

INDIVIDUAL GAME HIGHS

| | | |
|---------------------|------|--|
| Rushes | 22 | WRIGHT, Jeremy vs KENTUCKY (Sep 02, 2012) |
| | 22 | PERRY, Senorise at Southern Miss (Sep 29, 2012) |
| Yards Rushing | 118 | PERRY, Senorise at Southern Miss (Sep 29, 2012) |
| TD Rushes | 4 | PERRY, Senorise at PITT (10/13/12) |
| Long Rush | 59 | PERRY, Senorise at PITT (10/13/12) |
| Pass attempts | 39 | BRIDGEWATER, T. vs MSU (Sep 08, 2012) |
| Pass completions | 30 | BRIDGEWATER, T. vs MSU (Sep 08, 2012) |
| Yards Passing | 344 | BRIDGEWATER, T. vs MSU (Sep 08, 2012) |
| TD Passes | 3 | BRIDGEWATER, T. vs NORTH CAROLINA (Sep 15, 2012) |
| Long Pass | 75 | BRIDGEWATER, T. at PITT (10/13/12) |
| Receptions | 6 | ROGERS, Eli vs MSU (Sep 08, 2012) |
| Yards Receiving | 153 | PARKER, DeVante at PITT (10/13/12) |
| TD Receptions | 1 | HUBBELL, Ryan vs MSU (Sep 08, 2012) |
| | 1 | NORD, Nate vs MSU (Sep 08, 2012) |
| | 1 | GAINES, Charles vs NORTH CAROLINA (Sep 15, 2012) |
| | 1 | HEUSER, Nick vs NORTH CAROLINA (Sep 15, 2012) |
| | 1 | ROGERS, Eli vs NORTH CAROLINA (Sep 15, 2012) |
| | 1 | HEUSER, Nick at FIU (Sep 22, 2012) |
| | 1 | SMITH, Andrell at FIU (Sep 22, 2012) |
| | 1 | PARKER, DeVante at Southern Miss (Sep 29, 2012) |
| | 1 | PARKER, DeVante at PITT (10/13/12) |
| Long Reception | 75 | PARKER, DeVante at PITT (10/13/12) |
| Field Goals | 2 | NAKATANI, M. vs MSU (Sep 08, 2012) |
| | 2 | WALLACE, John vs NORTH CAROLINA (Sep 15, 2012) |
| Long Field Goal | 45 | NAKATANI, M. vs MSU (Sep 08, 2012) |
| | 45 | WALLACE, John at PITT (10/13/12) |
| Punts | 4 | JOHNSON, Ryan at Southern Miss (Sep 29, 2012) |
| Punting Avg | 57.0 | JOHNSON, Ryan vs NORTH CAROLINA (Sep 15, 2012) |
| Long Punt | 57 | JOHNSON, Ryan vs NORTH CAROLINA (Sep 15, 2012) |
| Punts inside 20 | 3 | JOHNSON, Ryan vs MSU (Sep 08, 2012) |
| Long Punt Return | 30 | DOMINGUEZ, Kai at FIU (Sep 22, 2012) |
| Long Kickoff Return | 42 | BUSHELL, Adrian vs NORTH CAROLINA (Sep 15, 2012) |
| Tackles | 12 | BROWN, Keith at PITT (10/13/12) |
| Sacks | 1.5 | MAULDIN, L. at PITT (10/13/12) |
| Tackles For Loss | 2.0 | DURANT, George at Southern Miss (Sep 29, 2012) |
| Interceptions | 1 | PRYOR, Calvin vs MSU (Sep 08, 2012) |
| | 1 | SMITH, Marcus vs NORTH CAROLINA (Sep 15, 2012) |

2012 Louisville Football
LOUISVILLE Game Superlatives (as of Oct 13, 2012)
All games

TEAM GAME HIGHS

| | | |
|------------------|------|----------------------------------|
| Rushes | 50 | at Southern Miss (Sep 29, 2012) |
| Yards Rushing | 219 | vs KENTUCKY (Sep 02, 2012) |
| Yards Per Rush | 5.0 | at PITT (10/13/12) |
| TD Rushes | 5 | at PITT (10/13/12) |
| Pass attempts | 40 | vs MSU (Sep 08, 2012) |
| Pass completions | 30 | vs MSU (Sep 08, 2012) |
| Yards Passing | 344 | vs MSU (Sep 08, 2012) |
| Yards Per Pass | 11.3 | at PITT (10/13/12) |
| TD Passes | 3 | vs NORTH CAROLINA (Sep 15, 2012) |
| Total Plays | 77 | vs MSU (Sep 08, 2012) |
| Total Offense | 475 | vs MSU (Sep 08, 2012) |
| Yards Per Play | 7.9 | at PITT (10/13/12) |
| Points | 45 | at PITT (10/13/12) |
| Sacks By | 5 | at PITT (10/13/12) |
| First Downs | 27 | vs NORTH CAROLINA (Sep 15, 2012) |
| Penalties | 9 | vs MSU (Sep 08, 2012) |
| Penalty Yards | 87 | vs MSU (Sep 08, 2012) |
| Turnovers | 2 | at FIU (Sep 22, 2012) |
| | 2 | at Southern Miss (Sep 29, 2012) |
| Interceptions By | 1 | vs MSU (Sep 08, 2012) |
| | 1 | vs NORTH CAROLINA (Sep 15, 2012) |
| Punts | 4 | vs KENTUCKY (Sep 02, 2012) |
| | 4 | at Southern Miss (Sep 29, 2012) |
| | 4 | at PITT (10/13/12) |
| Punting Avg | 45.5 | at Southern Miss (Sep 29, 2012) |
| Long Punt | 57 | vs NORTH CAROLINA (Sep 15, 2012) |
| Punts inside 20 | 3 | vs MSU (Sep 08, 2012) |
| Long Punt Return | 30 | at FIU (Sep 22, 2012) |

2012 Louisville Football
LOUISVILLE Game Superlatives (as of Oct 13, 2012)
All games

OPPONENT INDIVIDUAL GAME HIGHS

| | | |
|---------------------|------|---|
| Rushes | 20 | Harden, J., at FIU (Sep 22, 2012) |
| Yards Rushing | 102 | Harden, J., at FIU (Sep 22, 2012) |
| TD Rushes | 1 | Medlock, Jake, at FIU (Sep 22, 2012) |
| | 1 | Mallary, Darian, at FIU (Sep 22, 2012) |
| | 1 | RICHARD, Jalen, at Southern Miss (Sep 29, 2012) |
| | 1 | SHELL, Rushel, at PITT (10/13/12) |
| | 1 | SUNSERI, Tino, at PITT (10/13/12) |
| Long Rush | 50 | JOHNSON, D., at Southern Miss (Sep 29, 2012) |
| Pass attempts | 50 | Maxwell Smith, vs KENTUCKY (Sep 02, 2012) |
| Pass completions | 35 | Maxwell Smith, vs KENTUCKY (Sep 02, 2012) |
| Yards Passing | 363 | Renner, B, vs NORTH CAROLINA (Sep 15, 2012) |
| TD Passes | 5 | Renner, B, vs NORTH CAROLINA (Sep 15, 2012) |
| Long Pass | 50 | Renner, B, vs NORTH CAROLINA (Sep 15, 2012) |
| Receptions | 11 | STREET, Devin, at PITT (10/13/12) |
| Yards Receiving | 149 | Morris, R, vs NORTH CAROLINA (Sep 15, 2012) |
| TD Receptions | 2 | Morris, R, vs NORTH CAROLINA (Sep 15, 2012) |
| | 2 | Ebron, E, vs NORTH CAROLINA (Sep 15, 2012) |
| Long Reception | 50 | Morris, R, vs NORTH CAROLINA (Sep 15, 2012) |
| Field Goals | 1 | ACOSTA, Corey, at Southern Miss (Sep 29, 2012) |
| Long Field Goal | 21 | ACOSTA, Corey, at Southern Miss (Sep 29, 2012) |
| Punts | 5 | Chris Sullens, vs MSU (Sep 08, 2012) |
| Punting Avg | 44.0 | Landon Foster, vs KENTUCKY (Sep 02, 2012) |
| | 44.0 | Brisk, Josh, at FIU (Sep 22, 2012) |
| Long Punt | 59 | BOEHME, Peter, at Southern Miss (Sep 29, 2012) |
| Punts inside 20 | 2 | Landon Foster, vs KENTUCKY (Sep 02, 2012) |
| | 2 | Chris Sullens, vs MSU (Sep 08, 2012) |
| Long Punt Return | 13 | Dem. Robinson, vs KENTUCKY (Sep 02, 2012) |
| Long Kickoff Return | 45 | LAMPLEY, Tracy, at Southern Miss (Sep 29, 2012) |
| Tackles | 20 | Cal Schaffitzel, vs MSU (Sep 08, 2012) |
| Sacks | 1.5 | EZELL, Tyrone, at PITT (10/13/12) |
| Tackles For Loss | 2.5 | Martin, K, vs NORTH CAROLINA (Sep 15, 2012) |
| Interceptions | 1 | Cyprien, John, at FIU (Sep 22, 2012) |
| | 1 | Grace, Chuck, at FIU (Sep 22, 2012) |
| | 1 | HUNT, Reggie, at Southern Miss (Sep 29, 2012) |

2012 Louisville Football
LOUISVILLE Game Superlatives (as of Oct 13, 2012)
All games

OPPONENT TEAM GAME HIGHS

| | | |
|------------------|------|----------------------------------|
| Rushes | 48 | at Southern Miss (Sep 29, 2012) |
| Yards Rushing | 224 | at Southern Miss (Sep 29, 2012) |
| Yards Per Rush | 4.9 | vs KENTUCKY (Sep 02, 2012) |
| TD Rushes | 2 | at FIU (Sep 22, 2012) |
| | 2 | at PITT (10/13/12) |
| Pass attempts | 51 | vs KENTUCKY (Sep 02, 2012) |
| Pass completions | 35 | vs KENTUCKY (Sep 02, 2012) |
| Yards Passing | 363 | vs NORTH CAROLINA (Sep 15, 2012) |
| Yards Per Pass | 8.9 | vs NORTH CAROLINA (Sep 15, 2012) |
| TD Passes | 5 | vs NORTH CAROLINA (Sep 15, 2012) |
| Total Plays | 71 | at PITT (10/13/12) |
| Total Offense | 410 | vs NORTH CAROLINA (Sep 15, 2012) |
| Yards Per Play | 7.1 | vs NORTH CAROLINA (Sep 15, 2012) |
| Points | 35 | at PITT (10/13/12) |
| Sacks By | 3 | vs KENTUCKY (Sep 02, 2012) |
| | 3 | vs NORTH CAROLINA (Sep 15, 2012) |
| | 3 | at Southern Miss (Sep 29, 2012) |
| First Downs | 24 | vs KENTUCKY (Sep 02, 2012) |
| Penalties | 11 | at FIU (Sep 22, 2012) |
| Penalty Yards | 86 | at FIU (Sep 22, 2012) |
| Turnovers | 2 | vs KENTUCKY (Sep 02, 2012) |
| | 2 | vs MSU (Sep 08, 2012) |
| | 2 | vs NORTH CAROLINA (Sep 15, 2012) |
| Interceptions By | 2 | at FIU (Sep 22, 2012) |
| Punts | 5 | vs MSU (Sep 08, 2012) |
| Punting Avg | 44.0 | vs KENTUCKY (Sep 02, 2012) |
| Long Punt | 59 | at Southern Miss (Sep 29, 2012) |
| Punts inside 20 | 2 | vs KENTUCKY (Sep 02, 2012) |
| | 2 | vs MSU (Sep 08, 2012) |
| Long Punt Return | 13 | vs KENTUCKY (Sep 02, 2012) |

2012 Louisville Football
LOUISVILLE Red-Zone Results (as of Oct 13, 2012)
All games

LOUISVILLE Inside Opponent Red-Zone

| Date | Opponent | Score | Times In RZ | Times Scored | Total Pts | TDs | Rush TDs | Pass TDs | FGs Made | Failed to score inside RZ | | | | | |
|------------------|------------------|---------|----------------|-----------------|--------------|-----|-------------|-------------|-------------|---------------------------|------|-----|------|------|------|
| | | | | | | | | | | FGA | Down | Int | Fumb | Half | Game |
| Sep 02, 2012 | KENTUCKY | W 32-14 | 4 | 4 | 25 | 3 | 3 | 0 | 1 | 0 | 0 | 0 | 0 | 0 | 0 |
| Sep 08, 2012 | MSU | W 35-7 | 5 | 5 | 32 | 4 | 2 | 2 | 1 | 0 | 0 | 0 | 0 | 0 | 0 |
| Sep 15, 2012 | NORTH CAROLINA | W 39-34 | 7 | 6 | 33 | 4 | 2 | 2 | 2 | 0 | 1 | 0 | 0 | 0 | 0 |
| Sep 22, 2012 | at FIU | W 28-21 | 4 | 4 | 28 | 4 | 2 | 2 | 0 | 0 | 0 | 0 | 0 | 0 | 0 |
| Sep 29, 2012 | at Southern Miss | W 21-17 | 3 | 3 | 15 | 2 | 2 | 0 | 1 | 0 | 0 | 0 | 0 | 0 | 0 |
| 10/13/12 | at PITT | W 45-35 | 4 | 4 | 28 | 4 | 4 | 0 | 0 | 0 | 0 | 0 | 0 | 0 | 0 |
| Totals | | | 27 | 26 | 161 | 21 | 15 | 6 | 5 | 0 | 1 | 0 | 0 | 0 | 0 |
| 26 of 27 (96.3%) | | | | | | | | | | | | | | | |

Opponents Inside LOUISVILLE Red-Zone

| Date | Opponent | Score | Times In RZ | Times Scored | Total Pts | TDs | Rush TDs | Pass TDs | FGs Made | Failed to score inside RZ | | | | | |
|------------------|------------------|---------|----------------|-----------------|--------------|-----|-------------|-------------|-------------|---------------------------|------|-----|------|------|------|
| | | | | | | | | | | FGA | Down | Int | Fumb | Half | Game |
| Sep 02, 2012 | KENTUCKY | W 32-14 | 4 | 2 | 14 | 2 | 0 | 2 | 0 | 0 | 1 | 0 | 1 | 0 | 0 |
| Sep 08, 2012 | MSU | W 35-7 | 1 | 1 | 7 | 1 | 0 | 1 | 0 | 0 | 0 | 0 | 0 | 0 | 0 |
| Sep 15, 2012 | NORTH CAROLINA | W 39-34 | 4 | 3 | 21 | 3 | 0 | 3 | 0 | 0 | 1 | 0 | 0 | 0 | 0 |
| Sep 22, 2012 | at FIU | W 28-21 | 4 | 3 | 21 | 3 | 2 | 1 | 0 | 0 | 1 | 0 | 0 | 0 | 0 |
| Sep 29, 2012 | at Southern Miss | W 21-17 | 2 | 2 | 10 | 1 | 1 | 0 | 1 | 0 | 0 | 0 | 0 | 0 | 0 |
| 10/13/12 | at PITT | W 45-35 | 4 | 4 | 28 | 4 | 2 | 2 | 0 | 0 | 0 | 0 | 0 | 0 | 0 |
| Totals | | | 19 | 15 | 101 | 14 | 5 | 9 | 1 | 0 | 3 | 0 | 1 | 0 | 0 |
| 15 of 19 (78.9%) | | | | | | | | | | | | | | | |

2012 Louisville Football
LOUISVILLE By-Quarter Statistics (as of Oct 13, 2012)
All games

3rd-Down Conversions

| Date | Opponent | Score | Overall | 1st Qtr | 2nd Qtr | 3rd Qtr | 4th Qtr | Overtime |
|--------------|------------------|---------|------------|------------|------------|------------|------------|----------|
| Sep 02, 2012 | KENTUCKY | W 32-14 | 6-12 50.0 | 1-2 50.0 | 3-4 75.0 | 1-3 33.3 | 1-3 33.3 | |
| Sep 08, 2012 | MSU | W 35-7 | 10-16 62.5 | 3-6 50.0 | 3-4 75.0 | 2-2 100.0 | 2-4 50.0 | |
| Sep 15, 2012 | NORTH CAROLINA | W 39-34 | 6-12 50.0 | 1-2 50.0 | 2-2 100.0 | 2-3 66.7 | 1-5 20.0 | |
| Sep 22, 2012 | at FIU | W 28-21 | 8-14 57.1 | 1-2 50.0 | 2-4 50.0 | 3-4 75.0 | 2-4 50.0 | |
| Sep 29, 2012 | at Southern Miss | W 21-17 | 8-14 57.1 | 2-4 50.0 | 1-3 33.3 | 2-3 66.7 | 3-4 75.0 | |
| 10/13/12 | at PITT | W 45-35 | 7-12 58.3 | 2-2 100.0 | 3-6 50.0 | 1-2 50.0 | 1-2 50.0 | |
| | LOUISVILLE | | 45-80 56.2 | 10-18 55.6 | 14-23 60.9 | 11-17 64.7 | 10-22 45.5 | 0-0 0.0 |
| | Opponents | | 32-73 43.8 | 8-19 42.1 | 8-17 47.1 | 5-16 31.2 | 11-21 52.4 | 0-0 0.0 |

4th-Down Conversions

| Date | Opponent | Score | Overall | 1st Qtr | 2nd Qtr | 3rd Qtr | 4th Qtr | Overtime |
|--------------|------------------|---------|-----------|-----------|-----------|----------|----------|----------|
| Sep 02, 2012 | KENTUCKY | W 32-14 | 1-1 100.0 | 1-1 100.0 | 0-0 0.0 | 0-0 0.0 | 0-0 0.0 | |
| Sep 08, 2012 | MSU | W 35-7 | 1-1 100.0 | 1-1 100.0 | 0-0 0.0 | 0-0 0.0 | 0-0 0.0 | |
| Sep 15, 2012 | NORTH CAROLINA | W 39-34 | 0-1 0.0 | 0-0 0.0 | 0-0 0.0 | 0-1 0.0 | 0-0 0.0 | |
| Sep 22, 2012 | at FIU | W 28-21 | 1-1 100.0 | 1-1 100.0 | 0-0 0.0 | 0-0 0.0 | 0-0 0.0 | |
| Sep 29, 2012 | at Southern Miss | W 21-17 | 1-1 100.0 | 0-0 0.0 | 1-1 100.0 | 0-0 0.0 | 0-0 0.0 | |
| 10/13/12 | at PITT | W 45-35 | 1-1 100.0 | 0-0 0.0 | 1-1 100.0 | 0-0 0.0 | 0-0 0.0 | |
| | LOUISVILLE | | 5-6 83.3 | 3-3 100.0 | 2-2 100.0 | 0-1 0.0 | 0-0 0.0 | 0-0 0.0 |
| | Opponents | | 2-13 15.4 | 0-0 0.0 | 0-1 0.0 | 1-4 25.0 | 1-8 12.5 | 0-0 0.0 |

Time of Possession

| Date | Opponent | Score | Overall | 1st Qtr | 2nd Qtr | 3rd Qtr | 4th Qtr | Overtime |
|--------------|------------------|---------|---------|---------|---------|---------|---------|----------|
| Sep 02, 2012 | KENTUCKY | W 32-14 | 36:21 | 8:21 | 11:22 | 8:37 | 8:01 | |
| Sep 08, 2012 | MSU | W 35-7 | 33:46 | 11:24 | 9:33 | 6:37 | 6:12 | |
| Sep 15, 2012 | NORTH CAROLINA | W 39-34 | 38:24 | 7:11 | 11:35 | 10:46 | 8:52 | |
| Sep 22, 2012 | at FIU | W 28-21 | 29:37 | 6:07 | 6:36 | 10:32 | 6:22 | |
| Sep 29, 2012 | at Southern Miss | W 21-17 | 35:22 | 10:00 | 8:57 | 9:07 | 7:18 | |
| 10/13/12 | at PITT | W 45-35 | 27:58 | 7:13 | 8:47 | 5:33 | 6:25 | |
| | LOUISVILLE | Total | 201:28 | 50:16 | 56:50 | 51:12 | 43:10 | 0:00 |
| | | Avg. | 33:34 | 8:22 | 9:28 | 8:32 | 7:11 | 0:00 |
| | Opponents | Total | 158:32 | 39:44 | 33:10 | 38:48 | 46:50 | 0:00 |
| | | Avg. | 26:25 | 6:37 | 5:31 | 6:28 | 7:48 | 0:00 |