

# BIG EAST CHAMPIONSHIPS



## UNIVERSITY OF SOUTH FLORIDA BULLS MEN'S BASKETBALL

Amy Woodruff, Assistant Director of Communications  
O: (813) 974-4087 | C: (813) 410-1194 | woodruff@usf.edu

### 2010-11 SCHEDULE

DATE	OPPONENT	TV	TIME/SCORE
11/12	Southern Miss		L, 60-53
11/15	St. Francis (NY)	BHSN	W, 74-71
11/18	at UCF	CBS College Sports	L, 65-59
<b>South Padre Invitational, Texas</b>			
11/21	Georgia Southern#	BEN/BHSN	W, 76-63
11/23	Liberty #	BEN/BHSN	W, 60-43
11/26	vs. No. 23 BYU \$	FCS	L, 77-75 (2ot)
11/27	vs. Texas Tech \$		W, 64-61
12/1	RV VCU	BEN/BHSN	W, 60-59 (ot)
12/4	at FAU		L, 42-50
12/12	at Kent State	ESPNU	L, 56-51
12/15	Auburn	ESPNU	W, 61-49
12/18	James Madison		L, 66-61
12/22	at RV Cleveland State		L, 69-62
12/28	at Seton Hall *	BEN/SNY/BHSN	L, 64-55
12/31	at No. 4 UConn *	ESPNU	L, 66-61 (ot)
1/6	No. 7 Villanova *	ESPNU	L, 83-71
1/9	RV/No. 23 Louisville*	BENSNY/BHSN	L, 86-77
1/12	at No. 25 Cincinnati *	BENMSG/BHSN	L, 74-66
1/16	Providence *	ESPN3.com	W, 79-72
1/20	at Rutgers *	ESPN/ESPN2	L, 71-62
1/23	at No. 21 West Virginia *	BENSNY/BHSN	L, 56-46
1/27	DePaul *	ESPNU	W, 71-60
2/2	at Providence *	BENSNY/BHSN	L, 68-63
2/5	No. 17 Syracuse *	BEN-GW/WFTS	L, 72-49
2/9	RV Marquette *	ESPN/ESPN2	L, 59-58
2/12	No. 8/7 Notre Dame *	BEN-GW/WFTS	L, 78-55
2/16	at No. 4 Pittsburgh *	ESPN3	L, 67-55
2/19	No. 9 Georgetown *	BENSNY/BHSN	L, 61-55
2/26	at DePaul *	BEN-GW/WFTS	W, 86-76
3/2	Pittsburgh *	ESPNU	L, 66-50
3/5	at St. John's *	MSG/WFTS	L, 72-56
<b>BIG EAST Championship</b>			
3/8	vs. Villanova	ESPNU	7 p.m.

#### NOTES:

Games can be heard on either of 1250 WHNZ or 620 WDAE radio stations, as well as BullsVision Radio on GoUSFBulls.com  
BHSN - Bright House Sports Network  
BEN-GW - BIG EAST Network Game of the Week  
All home games are listed in **bold**  
All home games are played at the Sun Dome  
Game times are subject to change  
# South Padre Invitational game played in Tampa  
\$ South Padre Invitational game played in Texas  
\* BIG EAST game

#### RADIO - 1250 WHNZ

##### USF - IMG Sports

Jim Lighthall, play-by-play Todd Kalas, analyst

#### SOCIAL MEDIA

USF - GoUSFBulls.com

Twitter: Coach\_Heath

Facebook: USF Athletics



VERSUS



NO. 15 SEED USF

### BULLS

#### LAST TIME OUT

L, 72-56 at St. John's

#### RECORD

9-22 (3-15)

#### LEADERS

##### Scoring per Game

Gilchrist, 13.2 ppg

Poland, 9.2 ppg

##### Rebounds per Game

Anderson Jr., 6.5 rpg

##### Assists per Game

Crater, 4.6 apg

#### HEAD COACH

Stan Heath

Overall: 162-153 (10th)

At USF: 50-76 (4th)

NO. 10 SEED VILLANOVA

### WILDCATS

#### LAST TIME OUT

L, 60-50 at Pittsburgh

#### RECORD

21-10 (9-9)

#### LEADERS

##### Scoring per Game

Fisher, 15.5 ppg

Stokes, 14.9 ppg

##### Rebounds per Game

Pena, 7.3 rpg

##### Assists per Game

Wayns, 4.6 apg

#### HEAD COACH

Jay Wright

Overall: 346-194 (17th)

At VU: 224-108 (10th)

### SETTING THE SCENE

No. 15 USF vs. No. 10 Villanova

March 8, 2011 | Madison Square Garden | New York City

TV: ESPNU

Radio: 1250 WHNZ

Webcast: BullsVision on GoUSFBulls.com

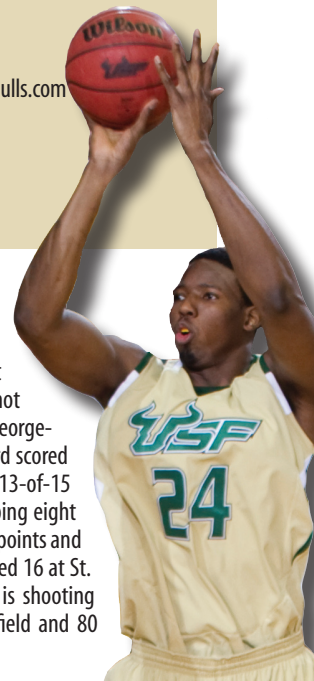
Series: USF trails 0-5

Last Meeting: Jan. 6, 2011

Villanova won 83-71 in Tampa

### PLAYER TO WATCH

Junior Augustus Gilchrist enters the BIG EAST Championships averaging 21.3 points in his last four games. He started the hot streak with 22 points against Georgetown, then at DePaul, the forward scored a career-high 32 points, hitting 13-of-15 at the free throw line, and grabbing eight rebounds. Against Pitt he had 15 points and blocked a pair of shots, then added 16 at St. John's. In those four games, he is shooting 56.6 percent (30-53) from the field and 80 percent at the line (24-30).



### THE GAMES

The University of South Florida was tagged the No. 15 seed in the 2011 BIG EAST Championship sponsored by American Eagle Outfitters and will face No. 10 seed Villanova at 7 p.m. on Tuesday in the opening round. With wins, USF would face No. 7 Cincinnati Wednesday in the second round and No. 2 Notre Dame Thursday in the quarterfinals of the tournament.

### THE SERIES

The Bulls have yet to defeat Villanova in their five matchups. The series began on Jan. 24, 2006, a 49-46 Wildcat victory in Tampa, 'Nova took the most recent match-up, 83-71, in Tampa earlier this season.

*The complete series history is listed on page five of the notes.*

### THE BROADCASTS

Catch Tuesday's first-round game on ESPNU with Sean McDonough, Jay Bilas and Bill Raftery providing insight. Listeners can also tune in to 1250 WHNZ Radio with Jim Lighthall (ppx) and Todd Kalas (analyst) making the call, and on BullsVision Radio at GoUSFBulls.com.

### THE COACHES

**USF:** Head coach Stan Heath is in his 24th season of coaching, 10th as a head coach and fourth at USF. He has posted a 162-153 overall record and is 50-76 at USF. Heath has made three NCAA appearances (2002-Kent State, 2006 and 2007- Arkansas) and one NIT appearance in his nine-year career.

**Villanova:** A two-time BIG EAST Coach of the Year, Jay Wright is 224-108 at Villanova and 346-194 in 17 years as a head coach. He has eight NCAA Tournament appearances and four times he has taken teams from Hofstra (1) and Villanova (3) to the NIT.

### THE WEATHER

Projected temperatures on game day: **Tampa** - Sunny 82 / 59

Projected temperatures on game day: **Tampa** - Mostly sunny 83 / 62

Projected temperatures on game day: **Tampa** - Scattered storms 78 / 54

**Philadelphia** - Mostly sunny 50 / 32

**Cincinnati** - Partly cloudy 53 / 42

**Notre Dame** - Snow 37 / 29

## WE ARE USF

When referring to the University please be aware of the following policy regarding usage. First references to the school and its intercollegiate athletics program should always be the University of South Florida. The only secondary reference used should be USF or Bulls. Please refrain from using South Florida, S. Florida, South Fla. or any other similar combination.

## IT'S AUGUSTUS, NOT GUS

When referring to USF's 6-10 sophomore forward, please use Augustus Gilchrist in all references, not Gus.

## DON'T FORGET THE JR.

Please use "Jr." in all references to forward Ron Anderson Jr.

## USF Communications

<b>Men's Basketball Contact</b>	Amy Woodruff
	Assistant Director of Communications
<b>Cell</b>	(813) 410-1194
<b>Email</b>	woodruff@usf.edu
<b>Second Contact</b>	Tony Williams
<b>Cell</b>	(865) 850-4753
<b>E-mail</b>	dawilliams1@usf.edu
<b>Website</b>	www.GoUSFBulls.com

## 2010-11 USF Quick Facts

<b>Location</b>	Tampa, Fla.
<b>Stadium</b>	Sun Dome
<b>Capacity</b>	10,411
<b>First Year of Basketball</b>	1971-72
<b>Enrollment</b>	45,244
<b>Founded</b>	1956
<b>Colors</b>	Green (PMS 343), Gold (PMS 4515)
<b>Nickname</b>	Bulls
<b>Conference</b>	BIG EAST
<b>President</b>	Dr. Judy Genshaft
<b>Faculty Representative</b>	Dr. Bob Sullins
<b>Director of Athletics</b>	Doug Woolard
<b>Head Coach</b>	Stan Heath
<b>Alma Mater</b>	Eastern Michigan, 1988
<b>Record at USF</b>	50-76 / 4th season
<b>Overall Record</b>	162-153 / 10th season
<b>2009-10 Overall Record</b>	20-13
<b>2009-10 BIG EAST Conference Record</b>	9-9
<b>2009-10 BIG EAST Conference Finish</b>	T-8th

## ASSISTANT COACHES

Jeremy Cox (Mesa State, 1991)  
Reggie Hanson (Kentucky, 1991)  
Eric Skeeters (Coppin State, 1997)  
Andy Hipsher (Akron, 2003)

## HISTORY

<b>First Season of Basketball</b>	1971-72
<b>Overall All-Time Record</b>	540-607
<b>NCAA Appearances</b>	Two (1989-90, 1991-92)
<b>NIT Appearances</b>	Eight (1980-81, 1982-83, 1984-85, 1990-91, 1994-95, 1999-00, 2001-02, 2009-10)
<b>Conference Regular Season Titles</b>	None
<b>Conference Tourn. Titles</b>	One (Sun Belt, 1989-90)



## USF IN THE 2011 BIG EAST CHAMPIONSHIP

- The Bulls were tagged the No. 15 seed in the Championship after being selected to finish 13th in the preseason poll.
- In 2011, USF makes its third appearance in the BIG EAST Championship after going 1-1 in the tournament last year.
- Since joining the league for the 2005-06 season, USF is 1-2 in the BIG EAST Championship.
- The Bulls won their first tournament game last season, a 58-49 victory over DePaul, then were sent home by No. 19 Georgetown after a 69-49 loss in the second round. In 2009, the Bulls played their first game in the tournament, but bowed out with a 68-54 loss to Seton Hall in the first round.
- USF is 17-29 all-time in four different conference tournaments. The Bulls were 9-14 in the Sun Belt from 1977-91, 0-4 in the Metro Conference (1992-95), 7-9 in Conference USA from 1996-2003 and are 1-2 in the BIG EAST Championships.
- In 1990, the Bulls won the Sun Belt Conference Championship, the only conference tournament title for the program.

## USF HIGHS IN THE BIG EAST CHAMPIONSHIP

Most Points (Team): 58, vs. DePaul, 2010

Most Points (Player): 21, Dominique Jones, vs. GU, 2010

Most Rebounds (Player): 9, Dominique Jones, vs. DPU, 2010

Best Shooting Percentage (Team): 44.2 (19-43), vs. SHU, 2009

Best Free Throw Percentage (Team): 64.0 (16-25), vs. GU, 2010

Most Assists (Player): 7, Dominique Jones, vs. SHU, 2009

## USF IN THE 2010 BIG EAST CHAMPIONSHIP

FIRST ROUND - USF 58, DEPAUL 49  
March 9, 2010 | Madison Square Garden | NYC

DePaul 49	fg-a	3fg-a	ft-a	pf	tp	a	to	blks	min
Stovall	3-13	1-6	0-0	2-3	5	2	1	1	34
Kelly	2-7	1-3	0-0	0-0	4	5	2	1	31
Freeland	3-8	0-0	1-2	4-5	2	7	1	2	27
Walker	8-24	4-14	0-0	2-3	5	20	2	1	38
Faber	0-1	0-0	0-0	0-2	2	0	0	0	7
Bizoukas	0-2	0-0	0-0	0-2	3	0	1	1	9
Hill	0-1	0-1	0-0	1-3	4	0	0	0	7
Rogers	1-1	0-0	0-0	0-0	0	2	0	0	2
Stula	0-2	0-1	0-0	0-0	0	0	0	0	9
Koshwal	3-8	0-0	2-6	3-7	10	3	8	4	36
Team				6-2-8			1		
Totals	20-67	6-25	3-8	18-27	45	17	49	11	200

TOTAL FG%	1st: 7-31 22.6%	2nd: 13-36 36.1%	Game: 29.9%
3-Pt. FG%	1st: 0-9 0.0%	2nd: 6-16 37.5%	Game: 24.0%
F Throw %	1st: 1-2 50.0%	2nd: 2-6 33.3%	Game: 37.5%

USF 58	fg-a	3fg-a	ft-a	pf	tp	a	to	blks	min
Howard	4-6	0-1	1-3	1-5	6	0	9	1	39
Jones	8-16	0-5	4-7	0-9	1	20	4	3	37
Famous	3-10	0-0	0-0	7-1	8	4	6	0	26
Fitzpatrick	2-5	0-0	0-0	1-4	5	3	4	0	26
Mercer	7-13	0-0	0-0	2-3	5	1	14	1	32
Crater	1-2	0-1	1-3	0-4	4	1	3	1	15
Gilchrist	1-8	0-1	0-1	0-3	3	1	2	0	25
Team				2-1-3					
Totals	26-60	0-8	6-14	13-30	43	11	58	14	200

TOTAL FG%	1st: 14-30 46.7%	2nd: 12-30 40.0%	Game: 43.3%
3-Pt. FG%	1st: 0-6 0.0%	2nd: 0-2 0.0%	Game: 0.0%
F Throw %	1st: 2-2 100%	2nd: 4-12 33.3%	Game: 42.9%

## Score by Periods

	1st	2nd	Total
DePaul	15	34	49
USF	30	28	58

2010 Big East Championship - First Round - Game 1

Points in the paint-DPU 22, USF 50. Points off turnovers-DPU 8, USF 17.  
2nd chance points-DPU 15, USF 10. Fast break points-DPU 8, USF 16.  
Bench points-DPU 10, USF 5. Score tied-1 time.  
Lead changed-1 time. Attendance: 19375  
Last FG-DPU 2nd-00:34, USF 2nd-00:55.  
Largest lead-DPU by 2 1st-18:49, USF by 19 1st-02:39.

SECOND ROUND - GEORGETOWN 60, USF 49  
March 10, 2010 | Madison Square Garden | NYC

USF 49	fg-a	3fg-a	ft-a	pf	tp	a	to	blks	min
Howard	2-5	0-0	1-2	0-3	3	4	5	3	36
Jones	6-18	0-5	9-14	1-4	5	3	21	4	39
Famous	2-8	0-0	3-4	4-3	7	3	7	0	17
Fitzpatrick	1-2	0-0	0-1	2-2	4	1	2	0	29
Mercer	1-9	0-0	0-0	2-4	6	2	2	0	35
Crater	0-1	0-1	0-0	0-0	0	0	0	0	13
Rivas	0-0	0-0	0-0	1-2	3	0	0	0	4
Kardok	0-0	0-0	0-0	0-0	0	0	1	0	3
Noriega	1-1	1-1	0-0	0-0	0	3	0	0	1
Burwell	0-1	0-1	0-0	0-0	0	0	0	0	1
Gilchrist	3-10	0-2	3-4	5-3	8	2	9	0	22
Team				3-1-4					
Totals	16-55	1-10	16-25	18-22	40	15	49	8	200

TOTAL FG%	1st: 8-30 26.7%	2nd: 8-25 32.0%	Game: 29.1%
3-Pt. FG%	1st: 0-5 0.0%	2nd: 1-5 20.0%	Game: 10.0%
F Throw %	1st: 3-7 42.9%	2nd: 13-18 72.2%	Game: 64.0%

No. 19 Georgetown 69	fg-a	3fg-a	ft-a	pf	tp	a	to	blks	min
Thompson	1-2	1-1	0-0	0-2	2	4	3	1	15
Wright	6-14	2-2	1-1	1-5	6	4	15	4	34
Monroe	7-14	0-0	2-2	2-6	8	4	16	2	25
Sanford	0-2	0-2	0-0	0-0	0	0	0	0	4
Dougherty	0-0	0-0	0-0	0-0	0	0	0	1	1
Freeman	3-12	0-3	2-2	2-1	3	0	8	4	37
Benimon	2-3	0-0	0-0	2-2	4	2	4	1	24
Clark	6-10	4-6	0-0	1-5	6	1	16	1	36
Vaughn	2-2	0-0	2-2	2-0	2	5	6	1	17
Stepka	0-0	0-0	0-0	0-0	0	0	0	0	1
Sims	0-0	0-0	1-2	0-2	2	1	1	0	6
Team				1-3-4					
Totals	27-59	7-14	8-9	11-26	37	21	69	14	200

TOTAL FG%	1st: 12-27 44.4%	2nd: 15-32 46.9%	Game: 45.8%
3-Pt. FG%	1st: 4-9 44.4%	2nd: 3-5 60.0%	Game: 50.0%
F Throw %	1st: 3-3 100%	2nd: 5-6 83.3%	Game: 88.9%

## Score by Periods

	1st	2nd	Total
USF	19	30	49
No. 19 Georgetown	31	38	69

BIG EAST Championship Presented by New York Life - Game 5

Points in the paint-USF 28, GU 32. Points off turnovers-USF 8, GU 12.  
2nd chance points-USF 11, GU 14. Fast break points-USF 0, GU 11.  
Bench points-USF 12, GU 69. Score tied-2 times.  
Lead changed-2 times. Attendance: 19375  
Last FG-USF 2nd-00:21, GU 2nd-00:43.  
Largest lead-USF by 2 1st-15:01, GU by 23 2nd-00:43.

## 2010-11 ROSTER

#	Name	Pos.	Ht.	Wt.	Yr.	
1	Ron Anderson Jr.	F	6-8	255	RJr.	Upper Marlboro, Md.   Kansas State   McCallie School - Tenn. Grabbed 10r at DPU and 11r vs. ND ... First double-double was 10p, 13r vs. VCU ... Grabbed 15 first-half boards vs. Liberty, ended with 17.
3	LaVonte Dority	G	6-1	195	Fr.	Chicago, Ill.   Edwin G. Foreman HS Four assists vs. ND ... Seven points in 17 minutes vs. Liberty after only 16 total minutes in four games as a reserve point guard.
5	Jawanza Poland	G	6-4	200	So.	Wichita, KS   Hutchinson CC - Kan.   Cowley CC   Wichita East Career-high 20 points and four assists at Providence ... Tallied 11p, 4s, 3a vs. DePaul ... Scored in double digits in 14 games ...
10	Anthony Crater	G	6-1	170	Jr.	Flint, Mich.   Ohio State   Brewster Academy - N.H. Back-to-back career assists nights with 10 vs. UofL and eight vs. Villanova ... Career-high 14 points from four treys at UConn.
11	Shedrick Haynes	G	6-0	180	Jr.	Sarasota, Fla.   Lackawanna College - Pa.   Booker HS Six points in 17 minutes at FAU ... Six points in his USF debut against Southern Miss ... Handed out three assists and hit a long ball.
22	Shaun Noriega	G	6-4	195	So.	North Port, Fla.   North Port HS Career-high 23 points vs. ND, hitting six treys ... Has hit 16 threes and is averaging 11.0 points in last six games.
23	Mike Burwell	G	6-6	210	So.	East Brunswick, N.J.   South Kent School   Cardinal McCarrick HS Hit 5-of-7 treys for 15 points in first-career start after totaling only 22 points as a rookie.
24	Augustus Gilchrist	F	6-10	245	Jr.	Clinton, Md.   Maryland   Progressive Christian Academy Career-high 32 points along with eight rebounds at DePaul ... Three double-doubles this year ... Scored 22p and grabbed 7r vs. No. 9 GU.
25	Alberto Damour	F	6-5	225	Sr.	Poinciana, Fla.   Poinciana HS Walk on from Poinciana High in Florida ... Played one minute in USF debut vs. Liberty.
31	Jarrid Famous	F	6-11	240	Sr.	Bronx, N.Y.   Westchester CC   Blessed Sacrament HS Netted 15p and 14r in Bulls' first league win vs. PC ... Back-to-back double-doubles with 22p, 11r at CSU and 11p, 10r vs. JMU.
32	Toarlyn Fitzpatrick	F	6-8	230	So.	Tampa, Fla.   King HS Scored 15 points (6-of-7) at DePaul ... Set career highs with 16p and 13r vs. MU ... Double-double vs. No. 23 BYU with 10p, 11r.
34	Hugh Robertson	G	6-6	202	Jr.	Macon, Ga.   Tallahassee CC   Northeast HS Grabbed 11 rebounds at PC ... Tallied 17p, 7r vs. PC ... Scored 16 pts vs. DePaul ... Recorded 19p, 11r vs. JMU ... Had 12p, 8r, 5a at UCF.

## Redshirts

13	Jordan Heath	G	6-0	185	Fr.	Detroit, Mich.   Tampa Prep Walk on to the 2010-11 team ... Will sit out 2010-11 with an injury ... Son of head coach Stan Heath.
33	Victor Rudd	F	6-7	207	So.	Los Angeles, Calif.   Arizona State   Findlay Prep - Nev. Will sit out 2010-11 after transferring from Arizona State ... Played 15 games for the Sun Devils last season ... Averaged 2.5 ppg.

## USF QUICK HITS

The Bulls are 11-95 against ranked teams overall, including 0-12 this season. Coach Stan Heath is 3-26 against ranked teams in his USF career.

USF earned a pair of victories over ranked teams last season, defeating No. 17 Pittsburgh in Tampa and No. 7/8 Georgetown on the road in back-to-back games.

Since joining the league for the 2005-06 season, USF has defeated all but four teams in BIG EAST play - Louisville, St. John's, West Virginia and Villanova. The Bulls have won road games against DePaul (2), Georgetown, Providence and Rutgers.

USF and Villanova are both 1-4 in their last five outings while Cincinnati and Notre Dame are 4-1 in the same timeframe.

The Bulls are 0-5 against Villanova, 7-22 vs. Cincinnati and 1-7 against Notre Dame.

While at USF, Coach Stan Heath is 0-4 against the Wildcats, 2-3 vs. the Bearcats and 0-5 against the Fighting Irish.

USF is 0-3 against Villanova when the Wildcats have been ranked, 1-15 vs. the Bearcats and 1-2 against Notre Dame.

## STATISTICAL COMPARISON

Team Statistics	USF (9-22)	VU (21-10)	UC (24-7)	ND (25-5)
SCORING	1913	2258	2138	2266
Points per game	61.7	72.8	69.0	75.5
Scoring margin	-4.1	+7.4	+10.8	+10.0
FIELD GOALS-ATT	670-1608	757-1722	750-1723	746-1608
Field goal pct	41.7	44.0	43.5	46.4
3 POINT FG-ATT	147-492	196-565	202-591	242-618
3-point FG pct	29.9	34.7	34.2	39.2
3-pt FG made per game	4.7	6.3	6.5	8.1
FREE THROWS-ATT	426-605	548-728	436-656	532-736
Free throw pct	70.4	75.3	66.5	72.3
F-Throws made per game	13.7	17.7	14.1	17.7
REBOUNDS	1116	1157	1107	1109
Rebounds per game	36.0	37.3	35.7	37.0
Rebounding margin	+3.4	+4.7	+4.8	+5.1
ASSISTS	386	434	445	500
Assists per game	12.5	14.0	14.4	16.7
TURNOVERS	477	374	360	326
Turnovers per game	15.4	12.1	11.6	10.9
Turnover margin	-4.9	+0.2	+3.2	-0.5
Assist/turnover ratio	0.8	1.2	1.2	1.5
STEALS	150	199	244	138
Steals per game	4.8	6.4	7.9	4.6
BLOCKS	120	115	113	108
Blocks per game	3.9	3.7	3.6	3.6

## Score by Periods

	1	2	OT	2OT	Totals
USF	904	984	19	6	1913
Villanova	1020	1223	15		2258
Cincinnati	1085	1033	20		2138
Notre Dame	1107	1117	22	20	2266

## PRONUNCIATIONS

LaVONTE DORITY	La-von-tay Dore-it-EE
JARRID Famous	Jared
TOARLYN Fitzpatrick	Tore-linn
Augustus GILCHRIST	Gil - crist
Shaun NORIEGA	Nor-E-A-guh
JAWANZA Poland	Jah-wahn-zah

## CLASS BREAKDOWN

Total Players: 14

Seniors (2): Alberto Damour  
Jarrid FamousJuniors (5): Ron Anderson Jr.,  
Anthony Crater, Augustus Gilchrist,  
Shedrick Haynes, Hugh RobertsonSophomores (5): Mike Burwell,  
Toarlyn Fitzpatrick, Shaun Noriega,  
Jawanza Poland, Victor RuddFreshmen (2): LaVonte Dority  
Jordan Heath

## GEOGRAPHIC BREAKDOWN

California (1): Victor Rudd

Florida (4): Alberto Damour,  
Toarlyn Fitzpatrick, Shedrick Haynes  
Shaun Noriega

Georgia (1): Hugh Robertson

Illinois (1): LaVonte Dority

Kansas (1): Jawanza Poland

Maryland (2): Ron Anderson Jr.  
Augustus GilchristMichigan (2): Anthony Crater  
Jordan Heath

New Jersey (1): Mike Burwell

New York (1): Jarrid Famous

## FINAL BIG EAST STANDINGS

	BE	Total
^#Pittsburgh	15 - 3	27 - 4
^Notre Dame	14 - 4	25 - 5
^Syracuse	12 - 6	25 - 6
^Louisville	12 - 6	23 - 8
*St. John's	12 - 6	20 - 10
*Cincinnati	11 - 7	24 - 7
*West Virginia	11 - 7	20 - 10
*Georgetown	10 - 8	21 - 9
Connecticut	9 - 9	21 - 9
Villanova	9 - 9	21 - 10
Marquette	9 - 9	18 - 13
Seton Hall	7 - 11	13 - 17
Rutgers	5 - 13	14 - 16
Providence	4 - 14	15 - 16
USF	3 - 15	9 - 22
DePaul	1 - 17	7 - 23

\* = clinched bye to second round

^ = clinched bye to quarterfinals

# = clinched regular season title

&amp; = BIG EAST Tournament Champion





### CONSTRUCTION UNDERWAY ON THE PAM AND LES MUMA BASKETBALL CENTER

Construction of the Pam and Les Muma Basketball Center (photos above) began on March 3, 2010, a project that is part of a \$3 million USF facility upgrade, which includes both a men's and women's basketball practice gymnasium as well as support facilities including locker rooms and lounges, video/film rooms, offices, meeting rooms, athletic training, strength training and equipment management facilities. The center will allow internal access to the event level of the existing Sun Dome.

The footprint for the 51,000 square foot Muma Center is located on the south side of the Sun Dome. The basketball teams will continue to compete in the Sun Dome and practice in the Sun Dome and Corral while construction occurs on the Muma facility. The Muma Center is part of a \$33.5-million package of facility upgrades for USF's athletic district that also includes facilities for football, baseball, softball, soccer and tennis.

On March 26, 2008, USF alumni, civic leaders and local philanthropists Pam and Les Muma gave the University of South Florida athletics department a \$3 million gift as the lead effort on a Basketball Center for the men's and women's programs.

### MINIMAL D-I EXPERIENCE FOR THE BULLS

In a survey conducted by Kentucky SID A. DeWayne Peevy, USF is in the Top 20 schools with players with the least Division I experience heading into the 2010-11 season. USF has nine years of experience, led by Ron Anderson with two (both at Kansas State). Augustus Gilchrist and Anthony Crater each have a year and a half after transferring from Maryland and Ohio State, respectively. Jarrod Famous, Toarlyn Fitzpatrick, Mike Burwell and Shaun Noriega each have one year on the D-I court. See below for a complete listing.

School	Years	School	Years
Eastern Washington	4	Fresno State	8
Sacramento State	5	La. Tech	8
UT Arlington	5	South Alabama	8
Idaho	6	California	8
Radford	6	Stephen F. Austin	8
Cal State Fullerton	6	Central Michigan	8
U of San Francisco	7	Kentucky	8
UC Riverside	7	<b>USF</b>	<b>9</b>
Louisiana Monroe	7	Hawaii	9
		Michigan	9
		Youngstown State	9
		Wake Forest	9
		Montana	9

### MINIMAL MINUTES PLAYED TOO

USF also has the fourth-least career minutes played out of BIG EAST Conference schools entering the season. St. John's has the most with 15,840 minutes from 13 returning players while USF is 12th with 4,529 minutes from seven players. Connecticut has the least minutes played with 4,099 from six returners.

1. Connecticut (4,099 minutes)
2. Providence (4,161 minutes)
3. Marquette (4,374 minutes)
- 4. USF (4,529 minutes)**
16. St. John's (15,840 minutes)

### HEATH ADDS A PAIR OF BIG MEN TO 2011-12 TEAM

Head coach Stan Heath announced the signing of **Andre Jackson** and **Tolulope "Jordan" Omogbehin** (O-MOG-BA-HAYNE) to National Letters of Intent on Nov. 10, the opening day of signing period. Both recruits bring tremendous size to the Bulls as Jackson is a 6-10, 285-pound center from Lee College in Texas, and Omogbehin is a 7-3, 291-pound center from Atlantic Shores Christian in Virginia.

Jackson, a true post who can also step out and shoot the 15-footer, averaged 9.2 points and 6.0 rebounds in his first season with Lee College in Baytown, Texas. Listed at 300 pounds a year ago, Jackson has dropped down to 285 pounds and has a good touch around the basket. Originally from Dallas, Jackson played his prep ball at L.G. Pinkston High School in Pinkston, Texas, averaging 15.0 points and 12.0 rebounds per contest. He helped lead Pinkston to the Texas State playoffs the last two years, earning first team all-district both seasons. Also a letterwinner in football, Jackson was the seventh-ranked center in the state of Texas and was named one of its Top 100 players. The son of Anthony Jackson and Cathy Singleton, Jackson committed to Southern Mississippi for the 2008-09 season, then played a year at Lee College and will enter USF next season with two years of eligibility.

Omogbehin, originally from Lagos, Nigeria, plays for Atlantic Shores Christian in Chesapeake, Va., after stops at National Christian Academy and Montrose Christian. At NCA, he averaged 15 points, 11 rebounds and eight blocked shots per game last season. Omogbehin, who speaks fluent English and French, adds even more size to the Bulls frontcourt, and can score in the paint while being very aggressive on the glass. The incoming freshman was also a player for Team Takeover AAU - a squad that had 10 players in the class of 2011 commit to Division I schools. He chose USF over interest from Georgetown, Connecticut, Oklahoma, Virginia Tech, Florida State and Marquette.

### PAN AMERICAN UNIVERSITY GAMES

In August, USF represented the United States in the 2010 Pan American University Championships in Salvador, Brazil. Wearing USA uniforms, the Bulls took 11 players to Brazil to play in five international games using FIBA rules. USF was 5-1 in the event, bringing home the silver medal, after defeating Colombia (90-55), Chile (103-31), Brazil (64-63) and Paraguay (98-37), then falling to Brazil (69-63) in the championship game. See results below.

#### Pan American University Championships

8/9	Colombia	W, 90-55
8/10	Chile	W, 103-31
8/11	Brazil	W, 64-63
8/13	Paraguay	W, 98-37
8/14	Brazil	L, 69-63

### MEN'S BASKETBALL PLAYERS STRONGER THAN EVER

USF entered the 2010-11 season stronger than ever, proven by strength and conditioning testing conducted in the Sun Dome during preseason training.

The players were first tested last spring, again in July, then were checked a final time on Oct. 4.

Senior Jarrod Famous showed the most progress in the bench press, increasing his max weight in the one-rep press by 50 pounds. He also improved his 185-lb bench press to 25 repetitions, which would have been the most reps at the 2010 NBA Combine.

Junior Augustus Gilchrist pumped out 22 reps on the 185-lb press, which would have been in the top three at the NBA Combine and freshman Jordan Heath totaled 19 reps, which would have tied former Bull Dominique Jones for the top guard at the event.

Sophomore Toarlyn Fitzpatrick increased his vertical jump three inches while newcomer junior Shedrick Haynes has upped his vertical jump 2.5 inches since July. Haynes and junior Anthony Crater lead the team with their 36-inch no-step verticals while transfer Hugh Robertson is just behind at 35.5 inches and sophomores Mike Burwell and Shaun Noriega are each at 33 inches.

Six players have a running vertical jump of over 40 inches as four men - Haynes, Crater, Robertson and Jawanza Poland - each can jump 42 inches and LaVonte Dority and Victor Rudd each have a 40-inch running vertical jump. Noriega and Ron Anderson are close behind with 38.5 and 37 inches, respectively.

## BIG EAST CHAMPIONSHIPS

## 2010-11 USF GAME NOTES - PAGE 5

## Official Basketball Box Score -- Game Totals -- Final Statistics

Villanova vs USF  
01-06-11 7:00 PM at Tampa, Fla.

Villanova 83 • 13-1 (2-0)

minutes	#	Player	Total	3-Ptr		Rebounds																				
			FG	FGA	FT	FTA	Off	Def	PF	TP	A	T.O.	Blk	Stl	Min											
00		PENA, Antonio	f	5-8	0-0	1-6	3	4	7	4	11	3	1	0	1	33										
13		YAROU, Moughitau	f	0-4	0-0	0-0	0	1	1	2	0	0	0	2	0	18										
02		WAYNS, Maalik	g	3-6	0-0	10-12	1	3	4	3	16	9	4	0	1	35										
16		FISHER, Corey	g	5-14	0-3	0-0	1	1	2	2	12	2	1	1	5	35										
24		STOKES, Corey	g	6-8	5-5	5-5	1	4	5	3	22	3	0	0	0	26										
23		CHEEK, Dominic	g	6-6	4-4	1-2	0	2	2	4	17	0	2	0	2	22										
25		ATTUM, Maurice	g	1-1	0-0	1-2	0	0	0	2	3	0	1	0	1	10										
32		BELL, James	g	0-0	0-0	0-0	0	0	0	1	0	0	0	0	0	5										
34		ARMWOOD, Isaiah	g	1-1	0-0	0-0	0	0	0	1	2	0	0	0	0	2										
Totals			28-48		9-12		18-27		7		20		27		83		21		9		2		11		200	
FG % 1st Half:			13-24		54.2%		2nd half:			15-24		62.5%		Game:			28-48		58.3%		Deadball					
3FG % 1st Half:			3-4		75.0%		2nd half:			6-8		75.0%		Game:			9-12		75.0%		Rebounds					
FT % 1st Half:			6-10		60.0%		2nd half:			12-17		70.6%		Game:			18-27		66.7%							

USF 71 • 6-10 (0-3)

#	Player	Total	FG	FGA	FT	FTA	Off	Def	PF	TP	A	T.O.	Blk	Stl	Min
01	ANDERSON Jr, Ron	f	2-4	0-0	1-5	4	1	5	4	5	0	0	0	0	20
24	GILCHRIST, Augustus	f	5-14	0-3	6-7	6	4	10	3	16	1	1	1	0	35
34	ROBERTSON, Hugh	f	3-9	1-2	4-6	0	1	1	3	11	1	4	0	2	29
10	CRATER, Anthony	g	3-5	1-3	0-0	1	3	4	3	7	8	1	0	0	34
22	NORIEGA, Shaun	g	5-11	3-9	4-4	0	1	1	0	13	0	2	1	0	24
03	DORITY, LaVonte	g	0-0	0-0	0-0	0	0	0	2	0	2	0	0	0	9
05	POLAND, Jawanza	g	3-5	0-1	0-0	0	1	1	4	6	1	1	0	0	13
11	HAYNES, Shedrick	g	1-1	0-0	0-0	0	0	0	1	2	0	2	0	0	6
23	BURWELL, Mike	g	0-1	0-1	3-4	0	0	0	0	3	0	0	1	0	5
31	FAMOUS, Jarrid	g	2-3	0-0	4-4	3	0	3	3	8	0	1	0	0	22
32	FITZPATRICK, Toarlyn	g	0-0	0-0	0-0	0	0	0	1	0	0	1	0	0	3
Team															
Totals			22-53		5-19	22-30	16	15	31	24	71	13	13	3	200
FG % 1st half:		9-24		37.5%	2nd half:	13-29		44.8%	Game:	22-53		41.5%	Deadball		
3FG % 1st half:		0-8		0.0%	2nd half:	5-11		45.5%	Game:	5-19		26.3%	Rebounds		
FT % 1st half:		12-17		70.6%	2nd half:	10-13		76.9%	Game:	22-30		73.3%			

Officials: Michael Stephens, Jamie Luckie, Paul Fala

Technical fouls: Villanova None, USF None.

Attendance: 4510

Score by periods			1st	2nd	Total							
Villanova			35	48	83	Points	In	Off	2nd	Fast		
USF			30	41	71	VU	Paint	T/O	Chance	Break	Bench	
						1107	24	20	6	13	22	
							24	9	15	5	19	

Last FG - VU 2nd 01:01, USF 2nd 00:48

Largest lead - VU by 12 2nd 08:23, USF by 2 1st 19:03.

Score tied - 3 times.

Lead changed - 5 times.

## Official Basketball Box Score -- Game Totals -- Final Statistics

USF vs Cincinnati  
01-12-11 7 p.m. at Fifth Third Arena (Cincinnati, Ohio)

USF 66 • 6-12, 0-5

#	Player		FG	FGA	FT	FTA	Off	Reb	Def	PF	TP	A	T.O	Blk	Stl	Min
		Total	3-11	0-2	5-6		3	4	7	3	11	4	4	0	0	30
24	GILCHRIST, Augustus	f	3-11	0-2	5-6		3	4 <td>7<td>3<td>11</td><td>4<td>4<th>0</th><th>0</th><th>30</th></td></td></td></td>	7 <td>3<td>11</td><td>4<td>4<th>0</th><th>0</th><th>30</th></td></td></td>	3 <td>11</td> <td>4<td>4<th>0</th><th>0</th><th>30</th></td></td>	11	4 <td>4<th>0</th><th>0</th><th>30</th></td>	4 <th>0</th> <th>0</th> <th>30</th>	0	0	30
31	FAMOUS, Jarrid	f	3-6	0-0	3-4		0	5	5	4	9	0	2	0	1	21
10	CRATER, Anthony	g	2-3	1-1	2-2	0	0	0	3	7	3	4	0	1	1	36
22	NORIEGA, Shaun	g	2-6	2-5	2-2	1	2	3	1	8	0	1	0	0	0	23
34	ROBERTSON, Hugh	g	2-7	0-2	0-0	3	3	6	3	4	1	1	0	1	0	26
01	ANDERSON Jr, Ron	f	3-4	0-0	2-4	1	0	0	3	10	0	1	0	0	0	20
03	DORITY, LaVonte	g	1-2	0-0	0-0	0	0	0	1	2	0	1	0	0	0	14
05	POLAND, Jawanza	g	5-7	0-1	0-0	0	1	1	5	10	0	2	1	1	0	19
23	BURWELL, Mike	g	0-0	0-0	0-0	0	0	0	0	0	0	0	0	0	0	1
32	FITZPATRICK, Toarlyn	g	0-0	0-0	0-0	0	0	0	1	1	2	0	1	0	0	8
Team			21-46	3-11	21-24		8	24	32	24	66	8	18	3	5	200
FG % 1st half: 12-25 48.0% 2nd half: 9-21 42.9% Game: 21-46 45.7% Deadball																
3FG % 1st half: 1-7 14.3% 2nd half: 2-6 16.7% Game: 5-19 26.3% Rebounds																
FT % 1st half: 7-8 87.5% 2nd half: 14-16 87.5% Game: 21-24 87.5%																

Cincinnati 74 • 16-1, 3-1

#	Player	Total				3-Ptr		Rebounds				PF	TP	A	T.O.	Blk	Stl	Min
		FG	FGA	FT	FTA	Off	Def	Total										
22	BISHOP, Rashad	f	2-5	0-2	0-0	1	2	3	3	4	2	1	0	1	0	0	12	
32	THOMAS, Ibrahim	f	0-1	0-1	0-0	0	0	2	0	2	0	0	0	0	0	0	12	
34	GATES, Yancy	f	3-6	0-0	3-6	0	3	3	2	9	0	0	1	0	3	30		
01	WRIGHT, Cashmere	g	1-7	1-4	8-10	0	3	3	4	11	5	1	0	0	0	30		
03	DIXON, Dion	g	4-8	1-4	2-4	1	5	6	0	11	1	0	1	0	0	28		
05	JACKSON, Justin	g	1-1	0-0	1-2	0	0	0	1	3	1	2	1	2	1	10		
11	DAVIS, Larry	g	1-3	1-2	0-0	1	1	2	0	3	2	1	0	1	0	18		
18	WILKS, Darrell	g	2-6	0-2	0-0	2	0	2	4	12	1	0	0	4	0	23		
23	KILPATRICK, Sean	g	6-10	4-5	2-3	1	2	3	0	18	3	0	0	0	0	23		
30	McCLAIN, Anthony	g	1-1	0-0	0-0	0	0	0	0	0	0	0	0	0	0	3		
34	PARKER, JaQuon	g	1-1	0-0	1-2	0	0	0	1	1	0	0	0	0	0	3		
Team Totals			21-48	7-20	25-35	7	18	25	19	74	14	8	1	10	20			

Bulls vs. Villanova		GP	GS	Min	Avg	FG	FGA	Pct	3FG	3FGA	Pct	FT	FTA	Pct	Off	Def	Tot	Avg	PF	FO	Ast	TO	Blk	Stl	Pts	Avg
Burwell	2009-10	1	0	3	3.0	0	0	.000	0	0	.000	0	0	.000	0	0	0	0.0	0	0	0	0	0	0	0	0.0
	2010-11	1	0	5	5.0	0	1	.000	0	1	.000	3	4	.750	0	2	2	2.0	0	0	0	0	1	0	3	3.0
	TOTAL	2	0	8	4.0	0	1	.000	0	1	.000	3	4	.750	0	2	2	1.0	0	0	0	0	1	0	3	1.5
Crater	2009-10	1	0	17	17.0	1	4	.250	1	3	.333	0	0	.000	1	1	2	2.0	2	0	1	4	0	0	3	3.0
	2010-11	1	1	34	34.0	3	5	.600	1	3	.333	0	0	.000	1	3	4	4.0	3	0	8	1	0	0	7	7.0
	TOTAL	2	1	51	25.5	4	9	.444	2	6	.333	0	0	.000	2	4	6	3.0	5	0	9	5	0	0	10	5.0
Famous	2009-10	1	0	30	30.0	2	5	.400	0	0	.000	3	4	.750	3	1	4	4.0	0	0	1	2	0	2	7	7.0
	2010-11	1	0	22	22.0	2	3	.667	0	0	.000	4	4	1.000	3	0	3	3.0	3	0	0	1	0	0	8	8.0
	TOTAL	2	0	52	26.0	4	8	.500	0	0	.000	7	8	.875	6	1	7	3.5	3	0	1	3	0	2	15	7.5
Fitzpatrick	2009-10	1	1	12	12.0	0	2	.000	0	1	.000	0	0	.000	0	0	0	0.0	2	0	0	1	1	0	0	0.0
	2010-11	1	0	3	3.0	0	0	.000	0	0	.000	0	0	.000	0	0	0	0.0	1	0	0	1	0	0	0	0.0
	TOTAL	2	1	15	7.5	0	2	.000	0	1	.000	0	0	.000	0	0	0	0.0	3	0	0	2	1	0	0	0.0
Gilchrist	2008-09	1	0	28	28.0	5	14	.357	1	6	.167	1	3	.333	2	6	8	8.0	2	0	0	2	0	1	12	12.0
	2009-10	1	0	30	30.0	2	2	1.000	0	0	.000	1	2	.500	3	5	8	8.0	1	0	0	0	0	0	5	5.0
	2010-11	1	1	35	35.0	5	14	.357	0	3	.000	6	7	.857	6	4	10	10.0	3	0	1	1	1	0	16	16.0
	TOTAL	3	1	93	31.0	12	30	.400	1	9	.111	8	12	.667	11	15	26	8.7	6	0	1	3	1	1	33	11.0
Noriega	2009-10	1	0	1	1.0	0	0	.000	0	0	.000	0	0	.000	0	0	0	0.0	0	0	0	0	0	0	0	0.0
	2010-11	1	1	24	24.0	3	11	.273	3	9	.333	4	4	1.00	0	1	1	1.0	0	0	0	2	1	0	13	13.0
	TOTAL	2	1	25	12.5	3	11	.273	3	9	.333	4	4	1.00	0	1	1	0.5	0	0	0	2	1	0	13	6.5
Anderson Jr. Dority Haynes Poland Robertson	2010-11	1	1	20	20.0	2	4	.500	0	0	.000	1	5	.200	4	1	5	5.0	4	0	0	0	0	0	5	5.0
	2010-11	1	0	9	9.0	0	0	.000	0	0	.000	0	0	.000	0	0	0	0.0	2	0	2	0	0	0	0	0.0
	2010-11	1	0	6	6.0	1	1	1.000	0	0	.000	0	0	.000	0	0	0	0.0	1	0	0	2	0	1	2	2.0
	2010-11	1	0	13	13.0	3	5	.600	0	1	.000	0	0	.000	0	1	1	1.0	4	0	1	1	0	0	6	6.0
	2010-11	1	1	29	29.0	3	9	.333	1	2	.500	4	6	.667	0	1	1	1.0	3	0	1	4	0	2	11	11.0
Bulls vs. Cincinnati		GP	GS	Min	Avg	FG	FGA	Pct	3FG	3FGA	Pct	FT	FTA	Pct	Off	Def	Tot	Avg	PF	FO	Ast	TO	Blk	Stl	Pts	Avg
Burwell	2009-10	1	0	3	3.0	0	1	.000	0	1	.000	0	0	.000	0	0	0	0.0	0	0	0	0	0	0	0	0.0
	2010-11	1	0	3	3.0	0	0	.000	0	0	.000	0	0	.000	0	0	0	0.0	0	0	0	0	0	0	0	0.0
	TOTAL	2	0	6	3.0	0	1	.000	0	1	.000	0	0	.000	0	0	0	0.0	0	0	0	0	0	0	0	0.0
Crater	2009-10	2	0	56	28.0	6	11	.545	0	4	.000	1	2	.500	1	3	4	2.0	6	0	5	2	0	3	13	6.5
	2010-11	1	1	36	36.0	2	3	.667	1	1	1.000	2	2	1.000	0	0	0	0.0	3	0	3	4	0	1	7	7.0
	TOTAL	3	1	92	30.7	8	14	.571	1	5	.200	3	4	.750	1	3	4	1.3	9	0	8	6	0	4	20	6.7
Famous	2009-10	1	1	39	39.0	5	9	.556	0	0	.000	4	7	.571	2	5	7	7.0	2	0	1	3	2	1	14	14.0
	2010-11	1	1	21	21.0	3	6	.500	0	0	.000	3	4	.750	0	5	5	5.0	4	0	0	2	0	1	9	9.0
	TOTAL	2	2	60	30.0	8	15	.533	0	0	.000	7	11	.636	2	10	12	6.0	6	0	1	5	2	2	23	11.5
Fitzpatrick	2009-10	2	1	43	21.5	3	8	.375	0	0	.000	3	4	.750	1	5	6	3.0	4	0	0	2	0	0	9	4.5
	2010-11	1	0	8	8.0	0	0	.000	0	0	.000	2	2	1.000	0	1	1	1.0	1	0	0	2	1	0	2	2.0
	TOTAL	3	1	51	17.0	3	8	.375	0	0	.000	5	6	.833	1	6	7	2.3	5	0	0	4	1	0	11	3.7
Gilchrist	2008-09	1	0	24	24.0	5	10	.500	1	5	.200	2	2	1.000	0	4	4	4.0	0	0	1	0	1	0	13	13.0
	2009-10	1	1	35	35.0	3	10	.300	1	2	.500	3	4	.750	1	5	6	6.0	3	0	1	5	0	0	10	10.0
	2010-11	1	1	30	30.0	3	11	.273	0	2	.000	5	6	.833	3	4	7	7.0	3	0	4	4	0	0	11	11.0
	TOTAL	3	2	89	29.7	11	31	.355	2	9	.222	10	12	.833	4	13	17	5.7	6	0	6	9	1	0	34	11.3
Anderson, Jr. Dority Noriega Poland Robertson	2010-11	1	0	20	20.0	3	4	.750	0	0	.000	7	8	.875	1	6	7	7.0	3	0	0	1	1	1	13	13.0
	2010-11	1	0	14	14.0	1	2	.500	0	0	.000	0	0	.000	0	0	0	0.0	1	0	0	1	0	0	2	2.0
	2010-11	1	1	23	23.0	2	6	.333	2	5	.400	2	2	1.000	1	2	3	3.0	1	0	0	1	0	0	8	8.0
	2010-11	1	0	19	19.0	5	7	.714	0	1	.000	0	0	.000	0	1	1	1.0	5	1	0	2	1	1	10	10.0
	2010-11	1	1	26	26.0	2	7	.286	0	2	.000	0	0	.000	3	3	6	6.0	3	0	1	1	0	1	4	4.0
Bulls vs. Notre Dame		GP	GS	Min	Avg	FG	FGA	Pct	3FG	3FGA	Pct	FT	FTA	Pct	Off	Def	Tot	Avg	PF	FO	Ast	TO	Blk	Stl	Pts	Avg
Burwell	2009-10	1	0	11	11.0	1	1	1.000	0	0	.000	0	0	.000	0	0	0	0.0	1	0	0	0	0	0	2	2.0
	2010-11	1	0	1	1.0	1	2	.500	0	0	.000	0	0	.000	1	0	1	1.0	0	0	0	0	0	0	2	2.0
	TOTAL	2	0	12	6.0	2	3	.667	0	0	.000	0	0	.000	1	0	1	0.5	1	0	0	0	0	0	4	2.0
Crater	2009-10	1	1	30	30.0	1	4	.250	0	3	.000	1	2	.500	0	2	2	2.0	4	0	5	0	1	2	3	3.0
	2010-11	1	1	22	22.0	0	5	.000	0	2	.000	0	0	.000	0	2	2	2.0	1	0	0	2	0	1	0	0.0
	TOTAL	2	2	52	26.0	1	9	.111	0	5	.000	1	2	.500	0	4	4	2.0	5	0	5	2	1	3	3	1.5
Famous	2009-10	2	2	64	32.0	15	19	.789	0	0	.000	2	7	.286	9	5	14	7.0	6	0	0	5	4	0	32	16.0



## USF'S LARGEST IN 2010-11

Lead	18, vs. VCU (12/01)
Deficit	38, vs. Notre Dame (2/12)
Margin of Victory	13, vs. Ga. Southern (11/21)
Margin of Defeat	23, vs. Syracuse (2/5)
	23, vs. Notre Dame (2/12)
Halftime Lead	13, at DePaul (2/26)
Halftime Deficit	24, vs. Notre Dame (2/12)
Deficit in Win	17, vs. Providence (1/16)
Halftime Deficit in Win	12, vs. Providence (1/16)
Lead in Loss	16, vs. Marquette (2/9)
Halftime Lead in Loss	7, vs. Marquette (2/9)

## TOPS IN 2010-11 BY HALF

## MOST POINTS

USF 1st:	20, Gilchirst, at DePaul - Feb. 26
Opp. 1st:	15, Brooks, vs. Providence - Jan. 16
USF 2nd:	17, Noriega, vs. Notre Dame - Feb. 12
Opp. 2nd:	25, Cole, at Cleveland St. - Dec. 22

## MOST REBOUNDS

USF 1st:	15, Anderson Jr., vs. Liberty - Nov. 23
Opp. 1st:	8, C.J. Fair, vs. Syracuse - Feb. 5
USF 2nd:	10, Fitzpatrick, vs. Marquette - Feb. 9
	10, Anderson Jr., vs. Notre Dame - Feb. 12
Opp. 2nd:	10, VanTreese, vs. Louisville - Jan. 9

## BEST FG SHOOTING PERCENTAGE

USF 1st:	68.4 (13-19), vs. Marquette - Feb. 9
Opp. 1st:	57.7 (15-26), at Pitt - Feb. 16
USF 2nd:	72.2 (13-18), at DePaul - Feb. 26
Opp. 2nd:	62.5 (15-24), vs. Villanova - Jan. 6

## WORST FG SHOOTING PERCENTAGE

USF 1st:	20.0 (6-30), vs. Notre Dame - Feb. 12
Opp. 1st:	26.1 (6-23), vs. Liberty - Nov. 23
USF 2nd:	27.6 (8-29), vs. JMU - Dec. 18
Opp. 2nd:	21.7 (5-23), at UCF - Nov. 18

## BEST 3FG SHOOTING PERCENTAGE

## (MINIMUM 5 ATTEMPTS)

USF 1st:	60.0 (3-5), vs. DePaul - Jan. 27
Opp. 1st:	60.0 (6-10), St. Francis - Nov. 15
USF 2nd:	46.2 (6-13), vs. JMU - Dec. 18
Opp. 2nd:	75.0 (6-8), vs. Villanova - Jan. 6

## WORST 3FG SHOOTING PERCENTAGE

## (MINIMUM 5 ATTEMPTS)

USF 1st:	0.0 (0-8), vs. Villanova - Jan. 6
Opp. 1st:	0.0 (0-5), vs. Ga. Southern - Nov. 21
USF 2nd:	0.0 (0-5), vs. VCU - Dec. 1
Opp. 2nd:	11.1 (1-9), vs. Texas Tech - Nov. 27

## BEST FT SHOOTING PERCENTAGE

## (MINIMUM 5 ATTEMPTS)

USF 1st:	100 (5-5), at St. John's - March 5
	100 (6-6), vs. Providence - Jan. 16
	100 (7-7), at DePaul - Feb. 26
	100 (12-12), vs. DePaul - Jan. 27
Opp. 1st:	90.0 (9-10), at UConn - Dec. 31
	90.0 (9-10), vs. Louisville - Jan. 9
USF 2nd:	88.9 (8-9), at Rutgers - Jan. 20
	88.9 (8-9), vs. Pittsburgh - March 2
Opp. 2nd:	88.9 (8-9), vs. Syracuse - Feb. 5

## WORST FT SHOOTING PERCENTAGE

## (MINIMUM 5 ATTEMPTS)

USF 1st:	37.5 (3-8), vs. Auburn - Dec. 15
	37.5 (3-8), vs. Pittsburgh - March 2
Opp. 1st:	16.7 (1-6), at Cleveland St. - Dec. 22
USF 2nd:	40.0 (2-5), vs. Notre Dame - Feb. 12
Opp. 2nd:	20.0 (1-5), vs. Auburn - Dec. 15

## BULLS KEEP IT CLOSE IN FIRST HALF

Despite a 9-22 record, USF has only been outscored by two points (906-904) in the first half this season. The difference in the game comes in the second half, where the Bulls have been outscored by 119 points.

USF has led or been tied at the half in eight BIG EAST games and 19 games overall.

## BULLS HAVE STRENGTH IN REBOUNDING

USF has tied or outrebounded 24 of its 31 opponents this season. The largest margin was 33-19 (+14) at DePaul on Feb. 26. USF is currently ranked 56th in the NCAA in rebound margin (3.8), averaging 36.0 boards per game.

## BULLS HITTING 74.3 PERCENT AT THE STRIPE

USF is shooting 74.3 percent (248-334) in BIG EAST play. The Bulls' best night was an 88.9 percent (8-of-9) night against No. 9 Georgetown. Against DePaul on Jan. 27, the Bulls hit 12-of-12 in the first half and finished the night 17-of-21. The Bulls have shot better than 70 percent in all but four league games this year.

## MIXING UP THE BULLS LINEUP

USF has started 12 different lineups this season with nine players earning at least one start. *See the box on page 10 of the notes for a complete starting lineup chart.*

## STRENGTH OF SCHEDULE AND RPI

USF has the 22nd strongest schedule in the country, according to CollegeRPI.com on Feb. 28. Georgetown has the toughest schedule in the nation, closely followed by St. John's (No. 3), West Virginia (4), Seton Hall (7), UConn (11), Louisville (15) and Syracuse (21). The Bulls are currently ranked 158 in RPI.

## FOUR-OF-FIVE STRAIGHT TOP 10 TEAMS

From Feb. 12-March 2, USF played four of five games against Top 10 teams. USF faced No. 8/7 Notre Dame (Feb. 12), No. 4 Pittsburgh (Feb. 16), No. 9 Georgetown (Feb. 19), and No. 4/5 Pittsburgh (March 2).

Early in the season, USF faced a pair of Top 10 teams on consecutive nights in No. 4 UConn (Dec. 31) and No. 7 Villanova (Jan. 6). USF has faced 11 nationally ranked teams this season along with three teams receiving votes.

## BULLS SCORE SEASON-HIGH 86

USF scored a season-high 86 points at DePaul on Feb. 26, topping the previous high of 79 against Providence on Jan. 16. The Bulls were led by a career-high 32 points from **Augustus Gilchrist**, along with double-digits from **Jarrod Famous** (15), **Shaun Noriega** (13) and **Hugh Robertson** (12).

## ROBERTSON STARTS EVERY NIGHT

Junior guard Hugh Robertson is the only first-year Bull to start every game since Dominique Jones did in 2007-08.

## USF KEEPS TOP SCORERS UNDER SEASON AVERAGES

The Bulls' defense has held eight of the league's top 10 scoring opponents below their season average. The biggest stop for USF was holding Georgetown's Austin Freeman, who averaged 18.2 ppg entering the game, to just four points.

Opponent	Scored vs. USF	Average Prior to Game	Difference
1. Brooks, PC	24	23.3	+0.7
2. Walker, UConn	24	26.9	-2.9
3. Hansbrough, ND	12	17.5	-5.5
4. Hardy, St. John's	14	18.1	-4.1
5. Freeman, GU	4	18.2	-14.2
6. Gibbs, Pitt	16	16.3	-0.3
7. Johnson-Odom, MU	7	16.4	-9.4
8. Butler, MU	12	15.6	-3.6
9. Fisher, VU	12	14.9	-2.9
10. Stokes, VU	22	16.9	+5.1

## HOLDING DOWN HIGH-SCORING OFFENSES

USF has held eight of its last 11 opponents under their scoring average. The largest margin was on Feb. 9 when USF held Marquette to just 59 points, which was 20.3 points less than their then-BIG EAST-leading 79.3 points per game. The Bulls' defense held the Golden Eagles to 36.0 percent (9-25) shooting in the first half and 39.3 percent (22-56) for the entire game.

USF also held WVU to 19.4 points less than their average and Georgetown to 13.4 points below their mark.

Opponent	Scored vs. USF	Average Prior to Game	Difference
West Virginia	56	75.4	-19.4
DePaul	60	69.2	-9.2
Providence	68	77.6	-9.6
Syracuse	72	74.0	-2.0
Marquette	59	79.3	-20.3
Notre Dame	78	75.5	+2.5
Pittsburgh	67	76.6	-9.6
Georgetown	61	74.4	-13.4
DePaul	76	67.9	+8.1
Pittsburgh	66	74.8	-8.8
St. John's	72	70.1	+1.9

## USF TRENDS

**Anthony Crater** has at least five assists in 13 games. **Jawanza Poland** has a blocked shot in five of the last nine games. **Hugh Robertson** is the only Bull to start all 31 games. **Toarlyn Fitzpatrick** has averaged 9.6 points and 6.1 rebounds in BIG EAST games in which he's played at least 16 minutes. **Ron Anderson Jr.** has at least five rebounds in 21 games. **Augustus Gilchrist** has scored in double digits in all but seven games. **Jarrod Famous** is hitting 51.1 percent (94-184) of his shots and 74.7 percent (71-95) at the line.

## AP POLL

Feb. 28

RKTEAM RECORD

1	Ohio State (45)	27-2
2	Kansas (14)	27-2
3	BYU (5)	27-2
4	Duke (1)	26-3
4	Pittsburgh	25-4
6	Purdue	24-5
7	Texas	24-5
8	Notre Dame	23-5
9	San Diego State	27-2
10	Wisconsin	22-6
11	Louisville	22-7
12	Syracuse	24-6
13	North Carolina	22-6
14	Florida	22-6
15	St. John's	19-9
16	Connecticut	21-7
17	Georgetown	21-8
18	Arizona	23-6
19	Villanova	21-8
20	Kentucky	20-8
21	Vanderbilt	21-7
22	Missouri	22-7
23	Xavier	22-6
24	Texas A&M	22-6
25	Utah State	26-3

Others receiving votes:

George Mason 120,  
Temple 120, UCLA 75,  
Kansas State 31, West  
Virginia 28, Virginia  
Tech 22, Cincinnati 12,  
Alabama 5, UNLV 4,  
Butler 3, Missouri State  
3, Old Dominion 1, Long  
Island 1, Belmont 1

## ESPN/USA TODAY

Feb. 28

RKTEAM RECORD

1	Ohio State (17)	27-2
2	Kansas (14)	27-2
3	Brigham Young	27-2
4	Duke	26-3
5	Pittsburgh	25-4
6	Purdue	24-5
7	Notre Dame	23-5
8	Texas	24-5
9	San Diego State	27-2
10	Wisconsin	22-6
11	Louisville	22-7
12	Syracuse	24-6
13	North Carolina	22-6
14	Florida	22-6
15	St. John's	19-9
16	Connecticut	21-7
17	Georgetown	21-8
18	Arizona	23-6
19	Villanova	21-8
20	Vanderbilt	21-7
21	Utah State	26-3
22	Texas A&M	22-6
23	Kentucky	20-8
24	Missouri	22-7
25	George Mason	25-5

Others receiving votes:

Xavier 67, Temple 57,  
UCLA 24, Kansas State  
12, Alabama 6, Missouri  
State 3, Cleveland State  
1, Virginia Tech 1

## USF VS. THE CONFERENCES

See how the Bulls have fared this season  
against non-conference foes

Big South (Liberty)	1-0
Big XII (Texas Tech)	1-0
Colonial (VCU, James Madison)	1-1
C-USA (Southern Miss, UCF)	0-2
Horizon League (Cleveland State)	0-1
Mid-American (Kent State)	0-1
Mountain West (BYU)	0-1
Northeast Conference (St. Francis)	1-0
Southeastern (Auburn)	1-0
Southern (Ga. Southern)	1-0
Sun Belt (FAU)	0-1

## BIG EAST PRESEASON POLL

1. Pittsburgh (12)	222
2. Villanova (1)	208
3. Syracuse (2)	187
4. Georgetown	173
5. West Virginia	164
6. St. John's (1)	145
7. Notre Dame	123
8. Louisville	121
Marquette	121
10. Connecticut	113
11. Seton Hall	104
12. Cincinnati	91
13. USF	54
14. Providence	36
15. Rutgers	32
16. DePaul	26

First-place votes in parentheses

## GILCHRIST TURNS UP PRODUCTION IN LEAGUE PLAY

Junior forward **Augustus Gilchrist** scored a career-high 32 points at DePaul (2/26) after netting 22 against No. 9 Georgetown (2/19) the previous game. In those two games, he hit 63.3 percent (19-30) from the field and was 15-18 (83.3 percent) at the line. He also grabbed 15 rebounds in those two games.

Gilchrist leads the team with 14.5 points and 6.2 rebounds in 18 league games, 11 of which were against nationally ranked No. 4 Pittsburgh (twice), No. 4 UConn, No. 7 Villanova, No. 8/7 Notre Dame, No. 9 Georgetown, No. 15 St. John's, No. 17 Syracuse, No. 21 West Virginia, No. 23 Louisville and No. 25 Cincinnati.

He's shooting 43.3 percent (91-210) from the field and 75.0 percent (75-100) at the line.

In 10 non-conference games, Gilchrist only averaged 10.8 points and 5.9 rebounds, and was shooting 47.7 percent (42-88) from the field, 52.5 percent (21-40) at the line and 30.0 percent (3-10) from long range.

## NORIEGA CATCHES FIRE IN LAST SIX GAMES

Sophomore Shaun Noriega has averaged 11 points per night in the last six games, hitting 42.6 percent (20-47) from the field and 42.1 percent (16-38) from long range. He has also hit 10-of-13 free throws (76.9 percent) in his 22.3 minutes per game.

## FAMOUS DOUBLES UP ON SENIOR NIGHT

Forward Jarrid Famous tallied a double-double in the first half against No. 4/5 Pittsburgh on senior night in Tampa. He scored 11 points and 10 rebounds in the first 20 minutes and ended the night with 15 points and 12 boards for his fourth double-double of the season. Famous was the lone player recognized on senior night for the Bulls.

He became only the second Bull with 10 rebounds in the first half of a game this season. Ron Anderson Jr. grabbed 15 in the opening half vs. Liberty on Nov. 23 and ended the evening with 17. Only three Bulls have pulled down 10 boards in any half this year as Anderson Jr. also registered 10 in the second half vs. Notre Dame and Toarlyn Fitzpatrick grabbed 10 in the second frame of the Marquette game.

## BULLS BATTLE ON THE BOARDS VS. PITT

USF had 19 rebounds in the first half of the game on March 2 after grabbing just 18 rebounds for the entire game against Pittsburgh on Feb. 16. The Bulls ended the night with 29 boards on March 2.

## BULLS DUNK DEPAUL - ROUND TWO

USF had nine dunks in the Feb. 26 game at DePaul, six of which were in the first half. On Jan. 27, USF had seven dunks against the Blue Demons in Tampa.

## 2010-11 ANALYSIS STATS

Opponent	T/O	2ndCh	Paint	FastB	Bench	Ties	Leads	W/L	Score	Leads overcome
SOUTHERN MISS	13	9	18	0	27	2	2	L	53-60	lost 9 2nd-08:01
ST. FRANCIS	17	6	28	2	38	2	3	W	74-71	trailed by 7 1st-13:45
at UCF	11	10	30	0	21	1	2	L	59-65	lost 2 1st-19:41
GEORGIA SOUTHERN	18	2	38	2	19	0	0	W	76-63	never trailed
LIBERTY	16	9	10	2	21	0	0	W	60-43	never trailed
vs. No. 23 BYU	11	9	28	2	26	8	4	L	75-77	lost 10 2nd-16:19
vs. Texas Tech	10	5	24	2	29	2	4	W	64-61	trailed by 10 1st-05:21
VCU	11	16	32	4	11	0	1	W	60-59	trailed by 1 2nd-00:40
at FAU	12	13	24	4	26	0	0	L	42-50	lost 2 1st-19:23
at Kent State	19	13	26	4	4	2	1	L	51-56	lost 11 1st-08:42
AUBURN	13	9	20	4	24	1	3	W	61-49	trailed by 2 1st-18:35
JAMES MADISON	7	12	18	0	2	2	3	L	61-66	lost 14 1st-15:51
at Cleveland State	2	15	34	2	16	3	2	L	62-69	lost 7 1st-05:29
at Seton Hall	12	10	30	8	14	6	0	L	55-64	lost 4 1st-12:10
at UConn	13	10	26	4	21	2	2	L	61-66	lost 9 2nd-10:49
VILLANOVA	9	15	24	5	19	1	2	L	71-83	lost 2 1st-19:03
LOUISVILLE	10	17	28	2	42	7	7	L	77-86	lost 6 1st-00:36
at Cincinnati	13	8	26	8	27	2	4	L	66-74	lost 6 1st-06:50
PROVIDENCE	14	18	40	4	23	3	3	W	79-72	trailed by 17 1st-01:42
at Rutgers	9	14	18	5	8	2	5	L	62-71	lost 5 2nd-19:07
at West Virginia	0	12	20	0	5	2	0	L	46-56	lost 2 1st-19:44
DEPAUL	20	7	34	14	26	2	3	W	71-60	trailed by 2 1st-18:08
at Providence	13	15	32	8	16	3	3	L	63-68	lost 7 1st-15:41
SYRACUSE	8	6	20	2	16	3	2	L	49-72	lost 2 1st-18:33
MARQUETTE	10	7	30	2	12	1	3	L	58-59	lost 16 2nd-18:04
NOTRE DAME	12	18	26	3	37	1	1	L	55-78	lost 1 1st-17:50
at Pittsburgh	17	5	16	5	35	2	1	L	55-67	lost 4 1st-13:28
GEORGETOWN	13	17	36	2	21	5	1	L	55-61	lost 7 1st-07:17
at DePaul	11	9	36	6	18	1	2	W	86-76	trailed by 2 1st-16:09
PITTSBURGH	7	7	24	2	11	3	4	L	50-66	lost 5 1st-02:32
at St. John's	8	9	28	0	13	2	3	L	56-72	lost 6 1st-11:53
Totals	359	332	824	108	628	71	71			
Average/Game	11.6	10.7	26.6	3.5	20.3	2.3	2.3			
Opponent	521	332	884	212	492	84	80			
Average/Game	16.8	10.7	28.5	6.8	15.9	2.7	2.6			



## 2010-11 BREAKDOWN

Record	Overall	BE
Home:	7-9	2-7
Away:	1-12	1-8
Neutral:	1-1	0-0
<b>TOTALS</b>	<b>9-22</b>	<b>3-15</b>

## RECORD BY MONTH

	Overall	BE
November:	4-3	
December:	2-6	0-2
January:	2-5	2-5
February:	1-6	1-6
March:	0-2	0-2
<b>TOTALS</b>	<b>9-22</b>	<b>3-15</b>

## RECORD BY STARTING LINEUP

Crater, Poland, Robertson, Gilchrist, Famous	2-2
Crater, Poland, Robertson, Gilchrist, Anderson Jr.	1-2
Crater, Poland, Robertson, Anderson Jr., Famous	2-3
Crater, Poland, Robertson, Fitzpatrick, Anderson Jr.	1-2
Crater, Poland, Robertson, Fitzpatrick, Gilchrist	0-1
Crater, Robertson, Fitzpatrick, Gilchrist, Anderson Jr.	0-2
Crater, Noriega, Robertson, Gilchrist, Anderson Jr.	1-1
Crater, Noriega, Robertson, Anderson Jr., Famous	0-1
Crater, Noriega, Robertson, Gilchrist, Famous	0-5
Crater, Burwell, Robertson, Gilchrist, Famous	0-1
Burwell, Poland, Robertson, Anderson Jr., Gilchrist	1-1
Burwell, Poland, Robertson, Gilchrist, Famous	1-1

## USF'S RECORD WHEN

Leading at halftime:	8-9
Trailing at halftime:	1-11
Tied at halftime:	0-2
Overtime:	1-2
USF shoots 50% or better from field:	3-1
USF shoots 40-49% from field:	5-11
USF shoots under 40% from field:	1-10
Opp. shoots 50% or better from field:	0-3
Opp. shoots 40-49% from field:	5-13
Opp. shoots under 40% from field:	4-6
USF outrebounds opponent:	8-15
Opp. outrebounds USF:	0-7
Tied in rebounds:	1-0
USF records 10 or more steals:	
USF records 15 or more assists:	7-2
USF commits less than 15 turnovers:	6-9
USF commits 15 or more turnovers:	3-13
USF commits less turnovers than opp.:	2-3
USF commits more turnovers than opp.:	6-19
Tied in turnovers:	1-0
USF shoots 70% or better from the line:	4-14
USF shoots under 70% from the line:	5-8
USF scores 59 points or less:	0-13
USF scores between 60-69 points:	4-6
USF scores between 70-79 points:	4-3
USF scores between 80-89 points:	1-0
USF scores between 90-99 points:	
USF scores 100 or more points:	
Two or less Bulls score in double figures:	2-8
Three Bulls score in double figures:	2-12
Four or more Bulls in double figures:	5-2
Playing on Saturday:	2-7
Playing on Sunday:	2-3
Playing on Monday:	1-0
Playing on Tuesday:	1-1
Playing on Wednesday:	2-6
Playing on Thursday:	1-3
Playing on Friday:	0-2
Playing during the afternoon:	4-4
Playing in the evening (5 p.m. or later):	5-18
On television:	8-18
In-season tournament games:	3-1
Postseason tournament games:	
Games decided by three points or less:	3-2
Games decided by four to 10 points:	2-14
Games decided by 11-20 points:	4-4
Games decided by more than 20 points:	0-2

## USF / OPPONENT STATS

	Home (7-8)	Away (1-12)	Won (9)	Lost (22)	Conf. (3-15)	Last 5 (1-4)
<b>Scoring Margin</b>	-1.5	-6.9	+8.6	-9.3	-7.6	-8.0
<b>Pts/g</b>	64.0/65.5	58.8/65.7	70.1/61.6	58.3/67.5	61.9/69.5	60.4/68.4
<b>FG%</b>	42.0/43.9	41.3/41.4	47.1/40.7	39.6/42.7	41.3/45.1	44.0/47.3
<b>3FG%</b>	32.2/38.1	27.9/28.8	35.9/31.8	27.4/35.0	29.8/35.4	30.5/33.8
<b>3pt made/g</b>	5.5/6.0	4.1/4.5	5.8/5.6	4.3/5.4	4.4/5.3	3.6/5.0
<b>FT%</b>	67.4/66.4	74.2/70.4	69.5/66.7	70.9/68.5	74.3/70.9	75.0/72.4
<b>Reb/g</b>	36.7/32.0	34.5/32.5	36.6/29.1	35.8/34.1	33.6/32.9	27.6/31.8
<b>TO/g</b>	14.1/11.1	16.7/10.1	15.3/13.3	15.4/9.3	14.3/9.8	12.6/11.0

## CLOSE CALLS IN LOSSES

Fifteen of USF's 20 losses have been by nine points or less, the exceptions being the 23-point losses to Notre Dame and Syracuse, 10 points at West Virginia and the 12-point losses to Villanova and Pitt.

Opponent	USF's Largest Lead	USF's Last Lead	Final Deficit
Southern Miss	9 - 8:01, 2nd	2pts - 2:18, 2nd	7pts
UCF	2 - 19:41, 1st	1pt - 13:34, 2nd	6pts
No. 23 BYU	10 - 16:19, 2nd	2pts - 2:27, 10T	3pts
FAU	2 - 19:23, 1st	2pts - 19:23, 1st	8pts
Kent State	11 - 8:42, 1st	1pt - 8:05, 2nd	5pts
JMU	14 - 15:51, 1st	2pts - 5:50, 2nd	5pts
RV/- CSU	7 - 5:29, 1st	2pts - 12:28, 2nd	7pts
Seton Hall	4 - 12:10, 1st	1pt - 8:35, 2nd	9pts
No. 4 UConn	9 - 10:49, 2nd	1pt - 2:33, 2nd	5pts
No. 23 Louisville	6 - 00:36, 1st	1pt - 9:43, 2nd	9pts
No. 25 Cincinnati	6 - 6:50, 1st	2pts - 5:17, 1st	8pts
at Rutgers	5 - 19:07, 2nd	2pts - 9:53, 2nd	9pts
at Providence	7 - 15:41, 1st	1pt - 11:09, 2nd	5pts
RV Marquette	16 - 18:04, 2nd	1pt - 3:02, 2nd	1pt
No. 9 Georgetown	7 - 7:17, 1st	1pt - 2:02, 1st	6pts

## WHAT USF RETURNS IN BIG EAST PLAY FOR 2010-11

The 2010-11 squad features four new players after losing four seniors - Chris Howard, Mike Mercer, Alex Rivas and Ryan Kardok - along with junior Dominique Jones, who was a first round selection in the 2010 NBA Draft.

Total Starts	38% (34 of 90)
Minutes played	44% (1591 of 3651)
Points	32% (400 of 1233)
Field Goals Made	35% (153 of 432)
Field Goal Attempts	35% (341 of 977)
3-Point Field Goals	28% (17 of 60)
3-Point Field Goals Attempted	30% (72 of 241)
Free Throws Made	25% (77 of 309)
Free Throws Attempted	30% (132 of 445)
Offensive Rebounds	50% (109 of 218)
Defensive Rebounds	42% (172 of 408)
Total Rebounds	45% (281 of 626)
Assists	24% (46 of 194)
Turnovers	41% (91 of 223)
Blocks	59% (38 of 64)
Steals	40% (44 of 111)

## CAREER DOUBLE-DOUBLES

**Ron Anderson Jr.**  
Dec. 1, 2010 VCU 10 p, 13 r

**Jarrid Famous**  
March 2, 2011 Pittsburgh 15 p, 12 r  
Jan. 16, 2011 Providence 15 p, 14 r  
Dec. 22, 2010 Cleveland State 22 p, 11 r  
Dec. 18, 2010 James Madison 11 p, 10 r  
Feb. 13, 2010 Marquette 12 p, 10 r  
Jan. 28, 2010 Seton Hall 15 p, 14 r  
Jan. 16, 2010 Rutgers 13 p, 12 r  
Dec. 30, 2009 at Louisville 12 p, 10 r  
Dec. 19, 2009 vs. USFCA 11 p, 10 r  
Dec. 16, 2009 UCF 11 p, 10 r  
Dec. 2, 2009 Hampton 16 p, 10 r

**Toarlyn Fitzpatrick**  
Feb. 9, 2011 vs. RV Marquette 16 p, 13 r  
Nov. 26, 2010 vs. No. 23 BYU 10 p, 11 r  
Dec. 30, 2009 at Louisville 11 p, 11 r

**Augustus Gilchrist**  
Jan. 23, 2011 at West Virginia 20 p, 10 r  
Jan. 9, 2011 Louisville 25 p, 10 r  
Jan. 6, 2011 Villanova 16 p, 10 r  
Jan. 20, 2009 DePaul 16 p, 11 r

**Hugh Robertson**  
Dec. 18, 2010 James Madison 19 p, 11 r

## USF'S RPI

Jan. 10	127
Jan. 17	105
Jan. 24	126
Jan. 31	123
Feb. 7	142
Feb. 14	157
Feb. 21	156
Feb. 28	158

## USF'S RECORD IN BIG EAST PLAY

Year	W-L	Home	Away	Finish
2005-06	1-15	1-7	0-8	16th
2006-07	3-13	3-5	0-8	T-14th
2007-08	3-15	2-7	1-8	T-15th
2008-09	4-14	3-6	1-8	14th
2009-10	9-9	6-3	3-6	T-9th
2010-11	3-15	2-7	1-8	15th
<b>Totals</b>	<b>23-81</b>	<b>17-35</b>	<b>6-46</b>	

## CAREER GAMES, STARTS &amp; CONSECUTIVE GAMES AT USF

	Career Games	Career Starts	Consecutive Games	Consecutive Starts
Anderson Jr.	31	18	31	0
Burwell	49	5	14	0
Crater	49	30	49	16
Damour	2	0	1	0
Dority	25	0	5	0
Famous	61	49	8	2
Fitzpatrick	64	28	64	0
Gilchrist	71	44	19	4
Haynes	24	0	3	0
Noriega	51	8	33	4
Poland	31	20	31	0
Robertson	31	31	31	31

### BULLS IN NCAA AND BIG EAST STATISTICS (March 6)

USF is currently ranked 59th in the NCAA in rebound margin (3.8). See below for how the Bulls ranked in league games.

League Games Only		Rank	Leader
Free Throw %	74.3	1st	74.3
Off. Rebounds	12.28	5th	14.33
Rebound Margin	+0.7	7th	+7.2

Category	Player	Rank	Leader
Scoring	Gilchrist, 14.5	14th	26.0
Field Goal %	Famous, 47.8	15th	62.1
Rebounds	Gilchrist, 6.2	14th	9.9
Offensive	Gilchrist, 2.56	t-12th	3.78
	Famous, 2.35	15th	
Assists	Crater, 5.06	4th	6.06
Ast/TO Ratio	Crater, 2.17	5th	2.73
3-Pt %	Noriega, 41.3	9th	48.5

### THIS WEEK IN THE BIG EAST

#### March 8 – First Round (ESPN2/ESPN 3D)

Noon

No. 9 Connecticut (21-9) vs. No. 16 DePaul (7-23)

2 p.m.

No. 12 Seton Hall (13-17) vs. No. 13 Rutgers (14-16)

#### March 8 – First Round (ESPNU/ESPN 3D)

7 p.m.

No. 10 Villanova (21-10) vs. No. 15 USF (9-22)

9 p.m.

No. 11 Marquette (18-13) vs. No. 14 Providence (15-16)

#### March 9 – Second Round (ESPN/ESPN 3D)

Noon

No. 8 Georgetown (21-9) vs. UConn/DePaul winner

2 p.m.

No. 5 St. John's (20-10) vs. Seton Hall/Rutgers winner

7 p.m.

No. 7 Cincinnati (24-7) vs. Villanova/USF winner

9 p.m.

No. 6 West Virginia (20-10) vs. MU/PC winner

#### March 10 – Quarterfinals (ESPN/ESPN 3D)

Noon- No. 1 Pittsburgh (27-4) vs. 8/9/16 winner

2 p.m. - No. 4 Syracuse (25-6) vs. 5/12/13 winner

7 p.m. - No. 2 Notre Dame (25-5) vs. 7/10/15 winner

9 p.m. - No. 3 Louisville (23-8) vs. 6/11/14 winner

#### March 11 – Semifinals (ESPN/ESPN 3D)

7 p.m. - Thursday afternoon winners

9 p.m. - Thursday evening winners

#### March 12 – Championship (ESPN/ESPN 3D)

9 p.m. - Semifinal winners

### GILCHRIST SCORES 32 IN BULLS' FIRST ROAD WIN

Junior forward **Augustus Gilchrist** scored a career-high 32 points in USF's first road win of the season, an 86-76 win at DePaul on Feb. 26. Gilchrist is the first Bull not named Dominique Jones to score 30 points since senior James Holmes netted 35 points on Jan. 20, 2006. Gilchrist was named to the BIG EAST Weekly Honor Roll for the performance at DePaul.

The game at DePaul was also Gilchrist's sixth 20-plus point performance of the season and 12th of his career. He has scored at least 10 points in all but seven games this season.

### ROBERTSON PLAYING AT BOTH ENDS

Due to his length and quickness on defense, junior **Hugh Robertson** is often dealt the opponent's best offensive player, but he also fills up the scoring column for the Bulls. He has scored in double digits in 13 games this season and is the team's third-highest scorer in BIG EAST games with 8.6 ppg. Against DePaul (Jan. 28), he led the team with 16 points and vs. Providence (Jan. 16), he netted a team-high 17 points.

### POLAND DUNKS ON ESPN TOP PLAYS

Sophomore guard **Jawanza Poland**'s second-half jam against DePaul was selected by ESPN as the No. 9 Top Play on SportsCenter on Jan. 27 and his first-half baseline dunk against No. 25 Cincinnati was the No. 7 play on Jan. 13.

### BULLS WIN TURNOVER BATTLE

Against DePaul on Jan. 27, USF won the turnover battle, 13-14, for the first time in BIG EAST play this season. The Bulls also had less miscues than Georgetown, 8-10, on Feb. 19 in Tampa. USF's struggles have been keeping a hold on the ball, as the Bulls average 14.5 miscues, compared to 9.6 by their opponents in league action.

### NORIEGA HITS SIX TREYS, SCORES CAREER HIGH 23

Sophomore guard Shaun Noriega hit six threes in the game against No. 8/7 Notre Dame (2/12) on his way to a career-high 23 points. He was 6-of-10 in the game from long range and also hit an eight-foot jumper and three of his four free throw attempts.

Noriega has hit four or more treys a trio of times this season and has hit a three in 11 of his last 14 games.

### FITZPATRICK HAS FOUR BIG GAMES

In four games from Jan. 27 - Feb. 9, sophomore **Toarlyn Fitzpatrick** averaged 12.5 points, 7.0 rebounds, 1.2 steals and 1.0 blocks, after putting up just 3.5 points, 4.0 rebounds, 0.3 steals and 0.6 blocks in the first 21 games.

Against Marquette (Feb. 9), he earned his second-straight start and posted his second double-double, the third of his career, with 16 points and 13 rebounds.

In those four games, he hit 59.4 percent (19-32) from the field, 44.4 (4-9) from the arc and 66.7 percent (8-12) at the line.

### MORE PLAYERS SCORING MORE

Nine Bulls have scored in double digits this season, which is three more than the six players who scored at least 10 points in a game the entire 2009-10 season, showing the team's balance this year.

### POLAND HITS 18-STRAIGHT FT

Sophomore guard **Jawanza Poland** hit 18-straight free throws from Jan. 9-23. Poland was 2-2 at West Virginia, 2-2 at Rutgers, 8-8 vs. Providence and 6-6 vs. Louisville for his 18-straight.

### STARTERS

	Guard	Guard	Guard	Forward	Forward
USM	Crater	Noriega	Robertson	Gilchrist	Famous
STF	Crater	Poland	Robertson	Gilchrist	Famous
UCF	Crater	Poland	Robertson	Gilchrist	Famous
GSU	Crater	Poland	Robertson	Gilchrist	Famous
LIB	Burwell	Poland	Robertson	Gilchrist	Anderson Jr.
BYU	Burwell	Poland	Robertson	Gilchrist	Anderson Jr.
TTU	Burwell	Poland	Robertson	Gilchrist	Famous
VCU	Crater	Poland	Robertson	Gilchrist	Anderson Jr.
FAU	Crater	Burwell	Robertson	Gilchrist	Famous
Kent St.	Crater	Poland	Robertson	Fitzpatrick	Anderson Jr.
Auburn	Crater	Poland	Robertson	Fitzpatrick	Anderson Jr.
JMU	Crater	Poland	Robertson	Anderson Jr.	Famous
CSU	Crater	Poland	Robertson	Anderson Jr.	Famous
SHU	Crater	Poland	Robertson	Anderson Jr.	Famous
UConn	Burwell	Poland	Robertson	Gilchrist	Famous
VU	Crater	Noriega	Robertson	Gilchrist	Anderson Jr.
UofL	Crater	Noriega	Robertson	Anderson Jr.	Famous
UC	Crater	Noriega	Robertson	Gilchrist	Famous
PC	Crater	Poland	Robertson	Anderson Jr.	Famous
RU	Crater	Poland	Robertson	Gilchrist	Famous
WVU	Crater	Poland	Robertson	Gilchrist	Anderson Jr.
DePaul	Crater	Poland	Robertson	Anderson Jr.	Famous
PC	Crater	Poland	Robertson	Gilchrist	Anderson Jr.
SYR	Crater	Poland	Robertson	Gilchrist	Fitzpatrick
MU	Crater	Fitzpatrick	Robertson	Gilchrist	Anderson Jr.
ND	Crater	Fitzpatrick	Robertson	Gilchrist	Anderson Jr.
PITT	Crater	Poland	Robertson	Fitzpatrick	Anderson Jr.
GU	Crater	Noriega	Robertson	Gilchrist	Famous
DPU	Crater	Noriega	Robertson	Gilchrist	Anderson Jr.
PITT	Crater	Noriega	Robertson	Gilchrist	Famous
STJ	Crater	Noriega	Robertson	Gilchrist	Famous

**FAMOUS DOUBLES UP FOR NO. 10**

Senior **Jarrid Famous** netted 15 points and grabbed 14 rebounds against Providence (Jan. 16) for his 10th double-double of his career. He is tied for fourth in the league in double-doubles in a career. Famous scored nine points and pulled down seven rebounds in his first nine minutes of action against the Friars.

**CRATER NOTCHES CAREER-HIGH 10 ASSISTS**

Junior guard **Anthony Crater** has averaged 5.2 assists in BIG EAST play, due in part to dishing out career-high assists in back-to-back games with eight against No. 7 Villanova (1/6) and 10 vs. No. 23 Louisville (1/9). He also had nine assists against Marquette (2/9). Crater loaded up his stat line against No. 7 Villanova (1/6) with eight assists, seven points and four rebounds, along with just one turnover, to follow his breakout scoring night against No. 4 UConn just one game earlier, when he netted a career-high four treys and finished with a career-high 14 points.

**FAMOUS LIT UP THE NET AND BOARDS**

After missing the Dec. 12 game at Kent State due to illness, senior **Jarrid Famous** lit up the court, averaging 14.8 points and 8.5 rebounds in his next four games. In that time, he had a pair of double-doubles and scored a career-high 22 points and grabbed a season-high 11 rebounds at Cleveland State. In his first 2010-11 double-double, against James Madison, Famous scored all 11 of his points in the first half, and pulled down 10 rebounds.

**ANDERSON CONTROLS THE GLASS**

Forward **Ron Anderson Jr.** leads the team with his 5.2 rebounds per game and eight double-digit rebound nights.

Against Liberty (11/23) Anderson Jr. earned his first start and grabbed 15 rebounds to tie the school record (since the 2002-03 season) for most rebounds in a half. He finished the night with 17 boards, six points, three assists and a steal in 27 minutes. Anderson Jr. out rebounded the entire Liberty Flames team during the first half, 15 to 12 and his 15 first-half rebounds are more than any Bull pulled down in an entire game during 2009-10.

He pulled down 13 rebounds against No. 23 BYU (11/26), eight in the first half, for his second-straight night with double-digit rebounds. He didn't even play the last nine and a half minutes of the game after fouling out with 4:14 left in the first overtime.

He grabbed five rebounds and blocked two shots in the first four minutes at Cleveland State (12/22), and ended the night with 13 rebounds, four blocked shots and seven points.

The junior recorded his first double-double of the season with 10 points and 13 rebounds vs. VCU (12/1).

**OVERTIMES AGAINST RANKED TEAMS**

All three of USF's overtime games this season have come against teams either ranked or receiving votes in national polls at the time. In the South Padre Invitational, the Bulls played two extra periods against then-No. 23 BYU.

Two games later, USF battled an extra session with VCU, who was receiving votes, in Tampa. Then on Dec. 31, USF took No. 4 UConn to OT in a BIG EAST road matchup.

**BLOCK PARTY AT CSU**

As a team, USF blocked a season-high 10 shots in the game at Cleveland State, a tally that surpassed the nine blocked against No. 23 BYU in the South Padre Invitational.

**USING THE THREE BALL VS. JMU**

As a team, USF hit nine threes in the game against JMU, the second-most of the season behind the 10 made against Liberty. Against the Dukes, **Hugh Robertson** drained four and **Jawanza Poland** knocked down three from long range while **Anthony Crater** added a pair.

**TRANSFERS SET CAREER HIGHS**

Junior **Hugh Robertson** and sophomore **Jawanza Poland** each tallied 19 points in USF's game against James Madison on Dec. 18.

Robertson knocked down a pair of long balls on his way to 10 first-half points and ended the night with 19 points - including four threes - surpassing his career high of 14 set against USF's other Colonial Conference opponent, VCU on Dec. 1. He also had four assists.

Poland recorded a career-high 19 points, topping his previous high of 15 points, which he tallied twice. He hit three from downtown and added a pair from the stripe.

**A PAIR OF DOUBLE-DOUBLES**

Senior **Jarrid Famous** and junior **Hugh Robertson** both recorded double-doubles on Dec. 18 against James Madison. Famous scored all 11 of his points in the first half, and pulled down 10 rebounds to record his eighth double-double at USF. Robertson scored 19 points and grabbed 11 rebounds to record his first double-double in a USF uniform.

**FAMOUS NOTCHES 15 POINTS VS AUBURN**

After missing the game at Kent State due to illness, senior **Jarrid Famous** scored a season-high 15 points against Auburn and attempted a career-high 13 free throws, hitting a career-high nine. His previous season high was 12 points, which he scored vs. Georgia Southern.

**HEATH RETURNS TO KENT STATE**

On Dec. 12, **Coach Stan Heath** made his first appearance at Kent State since he led the Golden Flashes to the Elite Eight in the 2002 NCAA Tournament. He received a standing ovation before the game.

Heath guided Kent State to a record-setting 2001-02 campaign in his first year as a head coach at the collegiate level. The Golden Flashes claimed the Mid-American Conference regular season and tournament titles en route to a 30-6 record.

**WHO ARE YOU GOING TO GUARD?**

In non-conference games, six players were the high scorer for the Bulls and five were the top rebounder. Leading scorers include **Jawanza Poland**, **Ron Anderson Jr.**, **Augustus Gilchrist**, **Mike Burwell**, **Hugh Robertson** and **Jarrid Famous**. Team-high rebounders include **Gilchrist**, **Jarrid Famous**, **Hugh Robertson**, **Toarlyn Fitzpatrick** and **Anderson Jr.**

Last season Dominique Jones was the leading scorer in 23 games and led in rebounds six times.

**SHUTTING DOWN THE OPPONENT'S OFFENSE**

The USF defense held VCU's high-powered offense to 59 points in the Bulls' overtime victory on Dec. 1. The Rams came into the game averaging 83.8 ppg. VCU also came into the game averaging 10.8 threes per game, but only hit eight against the Bulls.

**GILCHRIST NAMED TO SPI ALL-TOURNEY TEAM**

Junior **Augustus Gilchrist** averaged 12.5 points and 6.0 rebounds in four games of the South Padre Invitational to be named to the SPI All-Tournament Team. He shot 57.1 percent (16-28) from the field and had four blocks.

He started the SPI with a 23-point, seven rebound outing against Georgia Southern and wrapped up with 10 points and nine boards against Texas Tech.

**STIFLING DEFENSE AGAINST No. 23 BYU**

On Nov. 26, USF held No. 23 BYU, who came into the game averaging 89 points per game, to just 61 points in regulation. The Bulls played stingy defense, holding the Cougars to just 23 points in the first half. BYU's Jimmer Fredette, who averages 23 points per game, scored seven of his team's first 13 points but ended the first half with only 11 points on a 4-of-9 shooting effort. He was 10-of-25 overall for the entire game. The Bulls held BYU to 32.1 percent (25-78) from the field. The Cougars were averaging 43.3 percent coming into the game.

**FITZPATRICK DOUBLES UP**

Sophomore **Toarlyn Fitzpatrick** came off the bench against No. 23 BYU to record his second-career double-double with 10 points and 11 rebounds. His first double-double was his first career BIG EAST game, against Louisville, on Dec. 30, 2009.





# HEAD COACH STAN HEATH

Fourth Season | Eastern Michigan, '88

Detroit, Mich. | USF ('07-Present) | Arkansas ('02-'07) | Kent State ('01-'02) | Michigan State ('96-'01) | Bowling Green ('94-'96) | Wayne State ('91-'94)

Stan Heath, whose nine-year head coaching career at the collegiate level has already included three NCAA tournament appearances and one NIT appearance, is building something special at the University of South Florida.

In his third season in Tampa, Heath led the Bulls to USF's third 20-win season ever with a 20-13 record, and returned to the postseason for the first time since 2002 as the Bulls hosted NC State in the first round of the National Invitation Tournament. The Bulls also earned their first win in the BIG EAST Championship and registered the school's best regular season BIG EAST record with nine wins, more than doubling the previous season's four.

For his efforts in turning around the USF program after just three seasons, Heath was rewarded with a contract extension on June 30, 2010. The University of South Florida and Director of Athletics Doug Woolard signed Heath to an extension that keeps him with USF through 2015.

That excitement began to hit new heights in 2009-10, when USF registered back-to-back victories over ranked teams against No. 17 Pittsburgh (Jan. 31) and at No. 7 Georgetown (Feb. 3). The win over the Hoyas was USF's first-ever road win over a Top 10 team.

On Jan. 23 in Rhode Island, Heath and the Bulls defeated Providence 109-105 in overtime for the first road victory of the season, which sparked a four-game BIG EAST winning streak: at Providence, Seton Hall, No. 17 Pittsburgh and at No. 7 Georgetown. During the four-game winning streak, USF earned national recognition, receiving votes in the Feb. 8 Associated Press Poll.

USF finished with three straight wins to end the regular season, including a road win at DePaul and a 75-68 win over UConn, which was an NCAA bubble team at the time.

USF won nine games away from the Sun Dome in 2009-10 (9-8), an enormous improvement over last season's 2-15 mark. The Bulls won three league games on the road in 2009-10, and only one in 2008-09.

Under Heath's tutelage, USF was led by an explosive junior guard named Dominique Jones, who ended the year as the only player in the country averaging at least 21.0 points, 6.0 rebounds and 3.0 assists per game. At Providence, he had 46 points, 10 rebounds and 8 assists. He was a first team All-BIG EAST player, won the BIG EAST scoring title and was named to the AP Honorable Mention All-America Team.

After completing his 23rd season of coaching, ninth as a head coach and third at USF, Heath has posted a 153-131 overall mark and is 41-54 at USF. Heath was 20-13 in 2009-10 after going 21-41 in his first two seasons at USF.

In his second season at USF, Heath led the Bulls to their most BIG EAST wins (at the time) in 2008-09 and engineered the school's first victory against a top-10 ranked team. The Bulls posted a 7-7 record at home, highlighted by a 57-56 win on Feb. 6, 2009 against No. 8 Marquette, ending a 32-game losing streak to teams ranked in the top 10.

Heath was named USF head coach on April 3, 2007 - marking the official start to a new era in the program's history.

In his three seasons in Tampa, Heath has guided two players to All-BIG EAST honors, including first-team selection Kentrell Gransberry in 2007-08 and record-setting guard Dominique Jones, who captured first team honors his junior season and honorable mention laurels as a freshman and sophomore after being a unanimous pick on the All-Rookie Team.

Heath, 45, arrived at USF after serving as head coach at the University of Arkansas for five seasons. While with the Razorbacks, Heath guided the program to a pair of NCAA tournament appearances (2006, 2007) and an overall record of 82-71. UA posted 20-win campaigns in each of his final two seasons, and 2006-07 was highlighted by a run to the championship game of the SEC tournament and subsequent participation in the NAAs.

An outstanding recruiter throughout his career, Heath's signing classes have gained national recognition in recent years. National media outlets ranked his efforts among the top 15 in the country in 2003, 2004 and 2006. In his nine years (Arkansas, Kent State and USF) as a head coach, he has directed a total of nine players to all-league accolades and his rosters have featured a pair of freshman All-Americans, two conference defensive players of the year, one sixth man of the year and two NBA players, including one lottery pick.

Prior to Arkansas, Heath guided Kent State to a record-setting 2001-02 campaign in his first year as a head coach at the collegiate level. The Golden Flashes claimed the Mid-American Conference regular season and tournament titles en route to a 30-6 record and an appearance in the Elite Eight. KSU set a league record for wins that year, won 21 games in a row and defeated three nationally ranked opponents (No. 20 Oklahoma St., No. 8 Alabama, No. 9 Pittsburgh) during its historic postseason run.

While an assistant coach for five seasons (1996-97 - 2000-01) under Tom Izzo at Michigan State, Heath helped the Spartans develop into one of the top programs in all of college basketball. During his tenure, MSU advanced to the Final Four on three occasions (1999, 2000 and 2001), highlighted by the national championship in 2000. The Spartans compiled an overall record of 132-37 during his stay in East Lansing and also made one more Sweet 16 (1998) trip and participated in the National Invitation Tournament (1997).

The Detroit native has also made collegiate assistant coaching stops at Bowling Green State University (1994-95 - 1995-96), Wayne State University (1991-92 - 1993-94), Albion College (1989-90 - 1990-91) and Hillsdale College (1988-89). He began his coaching career at the prep level, working for one season (1987-88) at Lincoln High School in Ypsilanti, Mich.

A three-year letterwinner (1984-87) at Eastern Michigan University, Heath earned his bachelor's degree in social science in 1988. He went on to complete his master's work in sports administration in 1993 at Wayne State University.

Heath is married to the former Ramona Webb and the couple has two sons: Jordan and Joshua.

## ALL-TIME BEST CAREER STARTS FOR HEAD COACHES (BY WINS)

Rank	Name	Record	Pct.
1.	Bill Guthridge, North Carolina (1998)	34-4	.895
2.	Bill Hodges, Indiana St. (1979)	33-1	.970
3.	<b>Stan Heath, Kent St. (2002)</b>	<b>30-6</b>	<b>.833</b>
4.	John Warren, Oregon (1945)	30-13	.698
5.	Phil Johnson, Weber St. (1969)	27-3	.900

## STAN HEATH AT A GLANCE

162-153 overall (10th year)  
 Four 20-win seasons (20-13 in 2009-10, 30-6 in 2001-02, 22-10 in 2005-06, 21-14 in 2006-07)  
 Three NCAA tournament appearances (2002, 2006 & 2007)  
 16 wins vs. nationally ranked top-25 teams  
 Three nationally ranked recruiting classes  
 2003: No. 7 (Recruiting Services Consensus Index)  
 2004: No. 13 (Rivals.com), No. 16 (Hoop Scoop)  
 2006: No. 14 (Scout.com), No. 15 (Rivals.com)  
 2002 MAC Coach of the Year, CBSSportsline.com and CollegeInsider.com National Rookie Coach of the Year  
 One All-American (HM)  
 Dominique Jones, 2010  
 One BIG EAST Scoring Champion  
 Dominique Jones, 2010  
 Two freshman All-Americans  
 Patrick Beverley, 2007; Ronnie Brewer, 2004  
 Two All-BIG EAST selections  
 Kentrell Gransberry, 2008; Dominique Jones, 2008, 2009, 2010  
 One BIG EAST All-Rookie selection  
 Dominique Jones, 2008  
 Five All-SEC selections  
 Patrick Beverley, 2007; Ronnie Brewer, 2006, 2005; Jonathon Modica, 2006, 2004  
 One SEC Defensive Player of the Year  
 Steven Hill, 2007  
 One SEC Sixth Man of the Year  
 Eric Ferguson, 2006  
 One MAC Defensive Player of the Year  
 Demetric Shaw, 2002  
 Three All-MAC selections  
 Trevor Huffman, Andrew Mitchell, Antonio Gates, 2002

## HEATH'S CAREER

**Head Coach**  
 2007-p - University of South Florida  
 2002-07 - University of Arkansas  
 2001-02 - Kent State University  
**Assistant**  
 1996-01 - Michigan State University  
 1994-96 - Bowling Green State University  
 1991-94 - Wayne State University (Associate H.C.)  
 1989-91 - Albion College (Mich.) (JV H.C.)  
 1988-89 - Hillsdale College (Mich.)  
 1987-88 - Lincoln HS (Ypsilanti, Mich.)

## NBA PRODUCTS

Charlie Bell - Milwaukee Bucks  
 Patrick Beverley - Miami Heat  
 Ronnie Brewer - Utah Jazz  
 Antonio Daniels - New Orleans Hornets  
 Dominique Jones - Dallas Mavericks  
 Morris Peterson - New Orleans Hornets  
 Zach Randolph - L.A. Clippers  
 Jason Richardson - Charlotte Bobcats  
 Sonny Weems - Toronto Raptors

## NFL PRODUCTS

Antonio Gates - San Diego Chargers  
 Matt Jones - Jacksonville Jaguars

## EDUCATION

Eastern Michigan University, 1988  
 Bachelor's in social science  
 Wayne State University, 1993  
 Master's in sports administration

## NCAA APPEARANCES

2006-07, Arkansas  
 2005-06, Arkansas  
 2001-02, Kent State

## PLAYING CAREER

Eastern Michigan University, 1984-87

## MISCELLANEOUS

Four 20-win seasons  
 16 wins against nationally ranked top-25 teams  
 Three nationally ranked recruiting classes  
 2002 MAC Coach of the Year  
 CBSSportsline.com National Rookie Coach of the Year  
 CollegeInsider.com National Rookie Coach of the Year  
 Two freshman All-Americans

## PERSONAL

Hometown: Detroit, Mich.  
 Born: December 17, 1964  
 Wife: Ramona (Webb)  
 Children: Jordan and Joshua

## STAN HEATH'S YEARLY RECORDS

Kent State University							
Year	Overall	Home	Away	Neutral	Conf	Non-Conf	
2001-02	30-6	12-0	9-3	9-3	17-1	13-5	NCAA
University of Arkansas							
Year	Overall	Home	Away	Neutral	Conf	Non-Conf	
2002-03	9-19	8-8	1-9	0-2	4-12	5-7	
2003-04	12-16	10-6	1-8	1-2	4-12	8-4	
2004-05	18-12	13-3	2-7	3-2	6-10	12-2	
2005-06	22-10	15-1	3-5	4-4	10-6	12-4	NCAA
2006-07	21-14	13-3	2-8	6-3	7-9	14-5	NCAA
<b>At UA</b>	<b>82-71</b>	<b>59-21</b>	<b>9-37</b>	<b>14-13</b>	<b>31-49</b>	<b>51-22</b>	
University of South Florida							
Year	Overall	Home	Away	Neutral	Conf	Non-Conf	
2007-08	12-19	7-8	3-10	2-1	3-15	9-4	
2008-09	9-22	7-7	1-11	1-4	4-14	5-8	
2009-10	20-13	11-5	4-6	5-2	9-9	10-3	NIT
2010-11	9-22	7-9	1-12	1-1	3-15	6-7	
<b>At USF</b>	<b>50-76</b>	<b>32-29</b>	<b>9-39</b>	<b>9-8</b>	<b>19-53</b>	<b>30-22</b>	
<b>Overall</b>	<b>162-153</b>	<b>103-50</b>	<b>27-79</b>	<b>32-24</b>	<b>67-103</b>	<b>94-49</b>	



# UNIVERSITY OF SOUTH FLORIDA 2009-10 SEASON WRAP

## 2009-10 SCHEDULE

DATE	OPPONENT	TIME	SCORE / TV
11/3	Florida Southern (Exh.)	7 p.m.	W, 110-79
11/13	at Southern Methodist	8:30 p.m. (ET)	W, 67-61
11/16	Virginia	7:30 p.m.	W, 66-49
<i>Charleston Classic, S.C.</i>			
11/19	vs. Davidson	7 p.m.	W, 65-58
11/20	vs. (rv) South Carolina	9:30 p.m.	L, 66-69
11/22	vs. UNC-Wilmington	3:30 p.m.	W, 74-66
11/25	Kent State	7 p.m.	W, 76-54
11/27	FAU	7 p.m.	W, 78-58
12/02	Hampton	7 p.m.	W, 74-55
12/13	Central Michigan	2 p.m.	L, 56-59
12/16	UCF	7 p.m.	W, 69-65
<i>Las Vegas Holiday Hoops Classic</i>			
12/19	vs. San Francisco	2 p.m. PST	W, 69-49
12/20	vs. San Diego	2 p.m. PST	W, 69-60
12/30	at (rv) Louisville *	7 p.m.	L, 52-73
1/5	Notre Dame * ESPN	7 p.m.	L, 73-74
1/10	at No. 7 Syracuse *	2 p.m.	L, 65-82
1/13	No. 9/10 West Virginia *	7 p.m.	L, 50-69
1/16	Rutgers * ESPN360	7 p.m.	W, 73-64
1/20	at Cincinnati * ESPN2	7 p.m.	L, 70-78
1/23	at Providence * ESPN	8 p.m. W, 109-105 (ot)	
1/28	Seton Hall * ESPN2	7 p.m. W, 76-74 (ot)	
1/31	No. 17 Pittsburgh *	1 p.m.	W, 70-61
2/3	at No. 7/8 Georgetown *	7 p.m.	W, 72-64
2/7	at Notre Dame *	Noon	L, 62-65
2/13	at (rv) Marquette *	8:30 p.m.	L, 52-63
2/16	Cincinnati * ESPN	7 p.m.	W, 65-57
2/20	St. John's *	Noon	L, 58-74
2/24	at No. 7/8 Villanova * BEN	9 p.m.	L, 49-74
2/27	Providence * ESPN360	7 p.m.	W, 99-93
3/2	at DePaul * ESPN	7:30 p.m.	W, 63-59
3/6	Connecticut * BEN	2 p.m.	W, 75-68
3/9	vs. DePaul # ESPN2	Noon	W, 58-49
3/10	vs. Georgetown # ESPN	Noon	L, 49-69
3/16	vs. NC State ^ ESPN	8 p.m.	L, 57-58

### NOTES:

\* BIG EAST game # BIG EAST Championship, New York City ^ NIT, Tampa, Fla.

### RADIO - 1250 WHNZ

Jim Lighthall, play-by-play Todd Kalas, analyst

## THE COACH

Stan Heath completed his 23rd season of coaching, ninth as a head coach and third at USF. He has posted a 153-131 overall mark and is 41-54 at USF. Heath has made three NCAA (2002-Kent State, 2006 & 2007- Arkansas) and one NIT (2010) appearance in his nine-year career. Heath was 20-13 in 2009-10 after going 21-41 in his first two seasons at USF.



## USF BULLS

20-13

### LAST TIME OUT

L, 58-57 | vs. NC State (NIT)

### RETURNING LEADERS

#### Scoring per Game

Gilchrist, 13.4 ppg

Famous, 10.4 ppg

#### Rebounds per Game

Famous, 7.5 rpg

#### Total Assists

Crater, 1.7 apg

### HEAD COACH

#### Stan Heath

Overall: 153-131 (9th)

At USF: 41-54 (3rd)

**Record:** 20-13 | Home: 11-5 | Away: 4-6 | Neutral: 5-2

**Conference:** 9-9 | Home: 6-3 | Away: 3-6

**Conference Finish:** Ninth

**Non-conference:** 11-4 | Home: 5-2 | Away: 1-0 | Neutral: 5-2

**BIG EAST Championship:** 1-1 (W, 58-49 DePaul; L, 69-49 Georgetown)

**NIT:** 0-1 (L, 58-57 NC State)



## 2009-10 BULLS

In his third season in Tampa, Head Coach

Stan Heath led the Bulls to USF's third 20-

win season with a 20-13 record, and

returned to the postseason for the

first time since 2002 as the Bulls

hosted NC State in the first round

of the National Invitation Tour-

namment. The Bulls also earned

their first win in the BIG EAST


Championship and registered

the school's best regular sea-

son BIG EAST record with nine

wins, more than doubling the

previous season's four.



## BACK-TO-BACK VICTORIES OVER RANKED TEAMS

In 2009-10, USF registered back-to-back victories over ranked teams against No. 17 Pittsburgh (Jan. 31) and at No. 7 Georgetown (Feb. 3). The win over the Hoyas was USF's first-ever road win over a Top 10 team.

## FOUR-GAME WINNING STREAK

On Jan. 23 in Rhode Island, Heath and the Bulls defeated Providence 109-105 in overtime for the first road victory of the season, which sparked a four-game BIG EAST winning streak: at Providence, Seton Hall, No. 17 Pittsburgh and at No. 7 Georgetown. During the four-game winning streak, USF earned national recognition, receiving votes in the Feb. 8 Associated Press Poll. USF had feature stories in national media as well, including Sports Illustrated, ESPN.com, FOX Sports, USA Today, SI.com, Sporting News and The Washington Post, to name a few.

## REGULAR SEASON ENDS WITH THREE-STRAIGHT WINS

USF finished with three straight wins to end the regular season, including a road win at DePaul and a 75-68 win over UConn, who was an NCAA bubble team at the time.

## NINE BIG EAST WINS

USF won nine league games 2009-10, an enormous improvement over the 2008-09 season's 4-14 mark. The Bulls won six BIG EAST games at home and three on the road in 2009-10.

## DOMINIQUE JONES

USF was led by an explosive junior guard named Dominique Jones, who ended the year as the only player in the country averaging at least 21.0 points, 6.0 rebounds and 3.0 assists per game. At Providence, he had 46 points, 10 rebounds and 8 assists. He was a first team All-BIG EAST player, won the BIG EAST scoring title and was named to the AP Honorable Mention All-America Team.

## USF'S EIGHTH NIT APPEARANCE

USF made its eighth NIT appearance and is now 4-8 in the postseason tournament. USF's NIT history is below:

Year	Record	Score	Opponent
2010	0-1	L, 58-57	vs. NC State
2002	0-1	L, 98-92	at Ball State
2000	0-1	L, 64-58	at New Mexico
1995	2-1	W, 74-67	vs. St. John's
		W, 75-59	vs. Coppin State
		L, 57-50 (ot)	at Marquette
1991	0-1	L, 76-66	vs. Fordham
1985	1-1	W, 77-66	vs. Wake Forest
		L, 68-61	at Louisville
1983	1-1	W, 81-69	vs. Fordham
		L, 65-57	at Mississippi
1981	0-1	L, 65-55	vs. Connecticut

## BULLS MATCH SECOND-BEST SCHOOL RECORD

With their 20-13 overall record, the Bulls matched the school's second-best record set in 1989-90, when USF won 20 games and played in the NCAA Tournament. USF has collected 20 wins or more only three times in 39 seasons of men's basketball.

	Overall	Conf	Conf	Postseason
2009-10	20-13	BIG EAST	9-9	NIT (0-1)
1989-90	20-11	Sun Belt	9-5	NCAA (0-1)
1982-83	22-10	Sun Belt	8-6	NIT (1-1)

## NINE BIG EAST WINS

With nine wins in BIG EAST play, USF more than doubled the previous best for wins in the BIG EAST after USF had just four last year. The last time USF had nine conference wins occurred in 2000-01, when the Bulls finished 9-7 in Conference USA and 18-13 overall.

## TOPS IN THE COUNTRY IN RECORD TURNAROUND

At the end of conference tournament play, USF had made the second-biggest turnaround of all of the six major conferences, in terms of comparing last season's wins to this year. The Bulls were 9-22 last year and 4-14 in the league and are 20-12 overall and were 9-9 in the BIG EAST this season, for an 11-game turnaround. Kentucky leads the category with 12 more wins than they finished with last year.

Of the 320 college basketball teams in the NCAA, six teams have made bigger improvements than USF, including Coastal Carolina (+17), Loyola Marymount (+15), William & Mary (+12), Detroit (+13), Murray State (+11) and Lafayette (+11).

## Prior to Gilchrist Injury

Record: 7-1 (Nov. 13 through Dec. 2)  
 Jones 16.4 ppg 6.3 rpg  
 Famous 11.5 ppg 7.6 rpg  
 Fitzpatrick 3.8 ppg 3.5 rpg

USF	Opponent
Points/g	70.8 58.8
FG%	48.1 38.2
FT%	65.5 61.9
Reb/g	37.0 33.6

## USF without Gilchrist

Record: 8-7 (Dec. 13 through Feb. 7)  
 Jones 24.8 ppg 6.1 rpg  
 Famous 11.6 ppg 7.8 rpg  
 Fitzpatrick 5.9 ppg 6.1 rpg

USF	Opponent
Points/g	69.0 69.5
FG%	43.1 44.5
FT%	68.0 63.6
Reb/g	35.1 35.5

## LAST YEAR AFTER THE TOURNAMENT

USF was 9-22 in 2008-09, with a 4-14 BIG EAST record, and the season was over. Three Bulls were scoring double digits (Dominique Jones 18.1, Jesus Verdejo 12.2, Augustus Gilchrist 10.2) and no player averaged more than 5.7 rebounds per game. Check out the comparisons below.

	2009-10	2008-09
Record	20-13	9-22
Points per Game	67.5	59.9
Field Goals	775-1757 (44.1%)	663-1660 (39.9%)
3pt Field Goals	133-470 (28.3%)	157-528 (29.7%)
Free Throws	543-796 (68.2%)	347-580 (59.8%)
Turnovers	415	389
Steals	205	162
Jones	21.4 ppg, 6.1 rpg	18.1 ppg, 5.6 rpg
Howard	10.3 ppg, 3.8 apg	7.7 ppg, 4.1 apg
Gilchrist	13.4 ppg, 6.1 rpg	10.2 ppg, 4.4 rpg

## HEATH HITS 150 WINS

With the 99-93 victory over Providence on Feb. 27, Coach Stan Heath posted his 150th career win. He has a sweep of a BIG EAST team in all three of his seasons with the Bulls, doubling up wins on Rutgers (2007-08), DePaul (2008-09) and Providence (2009-10).

## FOUR PLAYERS IN DOUBLE DIGITS

USF had four players scoring double digits, including Dominique Jones (21.4), Augustus Gilchrist (13.4), Jarrid Famous (10.4) and Chris Howard (10.3). The last time USF had four Bulls in double-figure scoring was in 1994-95. Those four scorers were Chucky Atkins (16.8), Jerome Robinson (14.5), Jesse Salters (14.3) and Donzel Rush (10.2).

## 2009-10 RECAP

## 2009-10 STATISTICAL COMPARISON

Team Statistics	USF (20-13)	Opp.
SCORING	2226	2176
Points per game	67.5	65.9
Scoring margin	+1.5	-
FIELD GOALS-ATT	775-1757	802-1876
Field goal pct	.441	.428
3 POINT FG-ATT	133-470	176-551
3-point FG pct	.283	.319
3-pt FG made per game	4.0	5.3
FREE THROWS-ATT	543-796	396-617
Free throw pct	.682	.642
F-Throws made per game	16.5	12.0
REBOUNDS	1170	1142
Rebounds per game	35.5	34.6
Rebounding margin	+0.8	-
ASSISTS	394	363
Assists per game	11.9	11.0
TURNOVERS	415	391
Turnovers per game	12.6	11.8
Turnover margin	-0.7	-
Assist/turnover ratio	0.9	0.9
STEALS	205	190
Steals per game	6.2	5.8
BLOCKS	117	113
Blocks per game	3.5	3.4

Score by Periods	1	2	OT	Totals
USF	1025	1176	25	2226
Opponents	993	1164	19	2176

## GILCHRIST - BEFORE AND AFTER

With sophomore forward Augustus Gilchrist out with an ankle sprain from Dec. 7-Feb. 7, the Bulls were missing their second-highest scorer on the squad. See some notes below about his impact on the 2009-10 team prior to and since his return.

## GILCHRIST AVOIDING SOPHOMORE SLUMP

Gilchrist was avoiding the sophomore slump prior to his injury, as his productivity had exploded. See comparisons below between last year, and before and after his injury.

	G	FG	3FG	FT	Rebounds	Points
2008-09	25	99-245 (.404)	14-43 (.326)	43-77 (.558)	42/69 (4.4)	255 (10.2)
Before	8	47-87 (.540)	8-11 (.727)	48-59 (.814)	25/34 (7.4)	150 (18.8)
After	10	33-78 (.423)	5-16 (.313)	20-31 (.645)	15/32 (4.7)	91 (9.1)

## GILCHRIST HOT FROM LONG RANGE

In 18 games played, Gilchrist was 13-of-27 from long range this season for a 48.1 percent clip. He was 8-of-11 (73%) in his first eight games and was 5-of-16 (31.3%) since returning to the team on Feb. 13 against Marquette.

## TOP FIVE IN THE BIG EAST

As of Dec. 8, before his injury, Gilchrist led the BIG EAST in three-point percentage, hitting 8-of-11 for a 72.7 percent clip. Gilchrist was also fifth in the league in scoring, averaging 18.8 ppg, and 12th in rebounding at 7.4 rpg.





**The Last Time (Team)**

<b>Won in Overtime</b>	Dec. 1, 2010 (60-59 vs. VCU)	<b>Opponent*</b>
<b>Lost in Overtime</b>	Nov. 26, 2010 (L, 77-75 2ot, vs. No. 23 BYU)	Dec. 31, 2010 (66-61 at UConn)
<b>Played Two Overtimes</b>	Nov. 26, 2010 (L, 77-75 2ot, vs. No. 23 BYU)	
<b>Played Three Overtimes</b>	Feb. 8, 1979 (L, 73-75, at New Orleans, 4ot)	
<b>Shot 60 Percent in a Game</b>	Nov. 21, 2010 (24-40, 60.0 percent, 1st half vs. Georgia Southern)	Jan. 3, 2003 (Colorado State, 63.0 percent)
<b>Shot less than 30 Percent in a Game</b>	March 10, 2010 (29.1 percent, vs. Georgetown)	March 9, 2010 (DePaul, 29.9 percent)
<b>Shot less than 30 Percent in a Game (BIG EAST)</b>	March 10, 2010 (29.1 percent, vs. Georgetown)	March 9, 2010 (DePaul, 29.9 percent)
<b>Shot 50 Percent in Both Halves</b>	Nov. 21, 2010 (62.5 percent 1st Half; 56.3 percent 2nd Half vs. Ga. Southern)	Feb. 19, 2011 (10-20, 50.0 percent 1st half; 12-23, 52.2 percent 2nd half, vs. Georgetown)
<b>Shot 60 Percent for a Half</b>	Feb. 26, 2011 (13-of-18, 72.2 percent, 2nd half, at DePaul)	March 2, 2011 (17-of-28, 60.7 percent, 2nd half, vs. Pittsburgh)
<b>Shot less than 30 Percent in a Half</b>	March 2, 2011 (7-of-24, 29.2 percent, 2nd half, vs. Pittsburgh)	Jan. 23, 2011 (9-of-31, 29.0 percent, 2nd half, at West Virginia)
<b>Shot less than 20 Percent in a Half</b>	Dec. 21, 2008 (4-of-21, 19.0 percent, 1st Half, vs. Wright State)	Dec. 15, 2005 (6-of-33, 18.2 percent, 2nd half, vs. FAU)
<b>Shot less than 30 Percent in Both Halves</b>	Jan. 10, 2004 (25.0, 1st Half; 27.6 2nd Half, vs. Louisville)	
<b>Shot 55 Percent or Better and Lost</b>	Dec. 21, 2005 (27-of-44, 61.4 percent, vs. Iowa State)	March 5, 2003 (Tulane, 55.4 percent)
<b>Shot 100 Percent from the Free Throw Line</b>	Feb. 27, 1981 (12-of-12, at Jacksonville)	March 7, 2009 (5-of-5, at Rutgers)
<b>Shot 90 Percent from the Free Throw Line</b>	Feb. 25, 2009 (94.4 percent at Seton Hall)	Feb. 19, 2011 (11-12, 91.7 percent, vs. Georgetown)
<b>Shot less than 50 Percent from the Free Throw Line</b>	March 9, 2010 (6-of-14, 42.9 percent, vs. Georgetown)	Feb. 12, 2011 (3-of-7, 42.9 percent, vs. Notre Dame)
<b>Shot 50 Percent from 3-point Line</b>	Feb. 26, 2011 (7-of-12, 58.3 percent, at DePaul)	Jan. 20, 2011 (8-of-15, 53.3 percent, at Rutgers)
<b>Failed to make a 3-point Field Goal</b>	March 9, 2010 (vs. Georgetown)	
<b>Attempted 40 Free Throws</b>	Dec. 8, 2007 (40, vs. UAB)	
<b>Attempted Less than Five Free Throws</b>	Feb. 21, 2009 (3-of-3, at Connecticut)	Nov. 25, 2008 (4, vs. High Point)
<b>Made 30 Free Throws</b>	Feb. 27, 2010 (32, vs. Providence)	Jan. 19, 2005 (30, vs. Memphis)
<b>Made 30 Field Goals</b>	Feb. 27, 2010 (32, vs. Providence)	Feb. 12, 2011 (34 vs. Notre Dame)
<b>Made 40 Field Goals</b>	Nov. 22, 2002 (40, vs. Nova Southeastern)	
<b>Made 10 3-point Filed Goals</b>	Nov. 23, 2010 (10 vs. Liberty)	Nov. 26, 2010 (10, vs. BYU)
<b>Had 50 Rebounds</b>	Nov. 26, 2010 (50, vs. BYU)	Jan. 5, 2008 (53, at Syracuse)
<b>Had 20 Assists</b>	Jan. 9, 2011 (22, vs. Louisville)	Jan. 9, 2011 (21, vs. Louisville)
<b>Had 10 Steals</b>	Jan. 23, 2010 (11, at Providence)	Jan. 27, 2011 (11, vs. DePaul)
<b>Had 10 Blocks</b>	Dec. 22, 2010 (10, at Cleveland State)	Jan. 7, 2009 (10, vs. Louisville)
<b>Had less than 10 Turnovers</b>	March 2, 2011 (8, vs. Pittsburgh)	Feb. 9, 2011 (8, vs. Marquette)
<b>Scored 100 Points (Conference)</b>	Jan. 23, 2010 (Won, 109-105, at Providence)	Jan. 23, 2010 (USF Won, 109-105, at Providence)
<b>Scored 100 Points (Non-Conference)</b>	Nov. 17, 2007 (Won, 100-69, vs. FAU)	Jan. 23, 2010 (USF Won, 109-105, at Providence)
<b>Scored 50 Points in a Half</b>	Jan. 16, 2011 (50 vs. Providence)	Jan. 23, 2010 (52, 2nd Half, Providence)
<b>Scored less than 50 Points in a Game</b>	Jan. 23, 2011 (46 at West Virginia)	Dec. 15, 2010 (49, vs. Auburn)
<b>Scored less than 20 Points in 1st Half</b>	Feb. 12, 2011 (17 vs. Notre Dame)	March 9, 2010 (15, vs. DePaul)
<b>Scored less than 20 Points in 2nd Half</b>	March 7, 2009 (19, at Rutgers)	March 7, 2009 (19, at Rutgers)

**The Last Time (Individual)**

<b>Scored 30 Points</b>	Feb. 26, 2011 (Augustus Gilchrist, 30, at DePaul)	<b>Opponent*</b>
<b>Scored 35 Points</b>	Jan. 31, 2010 (Dominique Jones, 37, vs. Pitt)	Nov. 26, 2010 (Jimmer Fredette, 32, vs. BYU)
<b>Scored 40 Points</b>	Jan. 23, 2010 (Dominique Jones, 46, at Providence)	Jan. 6, 2010 (Luke Harangody, 36, vs. Notre Dame)
<b>Scored 20 Points in a Half</b>	Feb. 26, 2011 (Augustus Gilchrist, 20, 1st Half, at DePaul)	Dec. 22, 2010 (Norris Cole, 25, 2nd Half, at Cleveland State)
<b>Two Players with 20 Points</b>	Feb. 27, 2010 (Dominique Jones, 26; Augustus Gilchrist, 21; Chris Howard, 20)	Jan. 20, 2011 (Jonathan Mitchell, 20; James Beatty, 20, at Rutgers)
<b>Three Players with 20 Points</b>	Feb. 27, 2010 (Dominique Jones, 26; Augustus Gilchrist, 21; Chris Howard, 20)	Jan. 23, 2010 (Jamaine Peterson, 26, Marshon Brooks, 25, Sharaud Curry, 24, at Providence)

**A USF Player had Back-to-Back 25-point Games** Feb. 3, 2010 (Dominique Jones, 29, at Georgetown), Jan. 31, 2010 (37, vs. Pitt), Jan. 28, 2010 (28, vs. Seton Hall), Jan. 23, 2010 (46, vs. Providence)

**A USF Player had Three-Straight 25-point Games** Jan. 5, 2010 (Dominique Jones, 26, vs. Notre Dame), Jan. 10, 2010 (30, at Syracuse), and Jan. 13, 2010 (28, vs. West Virginia)

<b>No Player Scored in Double Figures</b>	Dec. 4, 2010 at FAU	
<b>Only One Player Scored in Double Figures</b>	Feb. 12, 2011 (Shaun Noriega, 23 points vs. Notre Dame)	Nov. 23, 2010 (Evan Gordon 15 points, vs. Liberty)
<b>Five Players Scored in Double Figures</b>	Jan. 16, 2011 (Hugh Robertson - 17, Jarrid Famous-15, Jawanza Poland-13, Augustus Gilchrist-10, Toarlyn Fitzpatrick-10) vs. Providence	(6) Feb. 12, 2011 (Jack Cooley-18, Carleton Scott-13, Ben Hansbrough-12, Tim Abromaitis-12, Tyrone Nash-10, Scott Martin-10) vs. Notre Dame
<b>Double-Double</b>	March 2, 2011 (Jarrid Famous - 15 points, 12 rebounds) vs. Pittsburgh	March 2, 2011 (Nasir Robinson - 18 points, 10 rebounds) vs. Pittsburgh
<b>Two Players had a Double-Double</b>	Dec. 18, 2010 (Jarrid Famous 11p, 10r, Hugh Robertson 19p, 11r) vs. JMU	Jan. 16, 2010 (Jonathan Mitchell, 13p, 11r; Hamady Ndiaye, 13p, 10r, Rutgers)
<b>Double-Double with Points and Assists</b>	Nov. 27, 2009 (Dominique Jones, 11 points, 10 assists, vs. FAU)	Jan. 14, 2009 (Levance Fields, 11 points, 13 assists, Pittsburgh)
<b>Triple-Double</b>	Dec. 7, 2006 (McHugh Mattis, 22 p, 10 r, 10 b, at Winston Salem State)	
<b>Two Double-Doubles in a Row</b>	Jan. 6, 2011 (Augustus Gilchrist, 16p, 10r) vs. Villanova Jan. 9, 2011 (Augustus Gilchrist, 25p, 10r) vs. Louisville	
<b>Four Double-Doubles in a Row</b>	Jan. 9, 2008 (Kentrell Gransberry, 26 points, 11 rebounds, vs. Pittsburgh); Jan. 5, 2008 (14 points, 13 rebounds, at Syracuse); Jan. 2, 2008 (20 points, 17 rebounds, vs. Rutgers); Dec. 29, 2007 (21 points, 14 rebounds, vs. Winston-Salem State)	
<b>20 Points and 20 Rebounds</b>	March 3, 2007 (Kentrell Gransberry, 26 points, 23 rebounds, at DePaul)	
<b>Made 12 Field Goals</b>	Jan. 23, 2010 (Dominique Jones, 15, at Providence)	Jan. 5, 2010 (Luke Harangody, 13, Notre Dame)
<b>Made 5 Three-Point Field Goals</b>	Nov. 23, 2010 (Mike Burwell, 5-7 vs. Liberty)	Jan. 6, 2011 (Corey Stokes, 5-5 vs. Villanova)
<b>Made 10 Free Throws</b>	Nov. 18, 2010 (Ron Anderson Jr, 10-11, at UCF)	Jan. 6, 2011 (Maalik Wayns, 10-12, vs. Villanova)
<b>Had 15 Rebounds</b>	Nov. 23, 2010 (Ron Anderson Jr, 17, vs. Liberty)	Feb. 7, 2010 (Luke Harangody, 15, Notre Dame)
<b>Had 20 Rebounds</b>	March 3, 2007 (Kentrell Gransberry, 23, at DePaul)	Jan. 25, 2003 (Erroyl Bing, 24, East Carolina)
<b>Had 25 Rebounds</b>	Feb. 22, 1990 (Hakim Shahid, 25, at Jacksonville)	
<b>Two Players with 10 Rebounds</b>	Jan. 23, 2011 (Ron Anderson Jr.-10, Augustus Gilchrist-10 at West Virginia)	Jan. 16, 2010 (Jonathan Mitchell, 11; Hamady Ndiaye, 10, Rutgers)
<b>10 Assists</b>	Jan. 9, 2011 (Anthony Crater - 10, vs. Louisville)	Jan. 14, 2009 (Levance Fields, 13, Pittsburgh)
<b>15 Assists</b>	Feb. 21, 1981 (Vince Reynolds, 15, vs. Georgia State)	
<b>5 Blocked Shots</b>	Jan. 7, 2009 (Augustus Gilchrist, 5, vs. Louisville)	Jan. 9, 2011 (Gorgui Dieng, 5, vs. Louisville)
<b>5 Steals</b>	Jan. 16, 2010 (Toarlyn Fitzpatrick, 5, vs. Rutgers)	Jan. 6, 2011 (Corey Fisher, 5, vs. Villanova)
<b>Led in Points, Rebounds, Blocks and Steals</b>	Dec. 7, 2006 (McHugh Mattis, 22 p, 10 r, 10 b, 3 s, at Winston Salem State)	
<b>Led in Points, Rebounds and Assists</b>	Jan. 23, 2010 (Dominique Jones, 46 p, 10 r, 8 a, at Providence)	
<b>Played Every Minute</b>	Feb. 20, 2010 (Dominique Jones, 40 minutes, vs. St. John's)	Jan. 23, 2011 (John Flowers, 40 minutes, at West Virginia)
<b>Played More than 40 minutes</b>	Dec. 31, 2010 (Jawanza Poland, 42 minutes at UConn)	Dec. 31, 2010 (Kemba Walker-43, Alex Oriakhi-41 at UConn)
<b>Player Fouled Out of Game</b>	Feb. 9, 2011 (Jawanza Poland, Hugh Robertson, vs. Marquette)	Feb. 26, 2011 (Tony Freeland, Krys Faber, Jimmy Drew, at DePaul)
<b>USF Player Received A Technical Foul</b>	Feb. 26, 2011 (Augustus Gilchrist, 14:07 left, 2nd half at DePaul)	March 5, 2011 (Malik Boothe, 10:04 left, 2nd half at St. John's)
<b>USF Coach Received A Technical Foul</b>	March 1, 2009 (Stan Heath, 12:00 left, 2nd half, vs. West Virginia)	Dec. 15, 2010 (Tony Barbee, 3:45 left, 2nd half, Auburn)

\* Incomplete. Opponent statistics still being researched.

**USF VS. SOUTHERN MISS NOTES**

USF's starters - Anthony Crater G, Shaun Noriega G, Augustus Gilchrist F, Jarrid Famous F, Hugh Robertson F ... USF went on 8-0 run at 7:48 in first half to pull within two with 4:57 left ... First lead 15:29 of 2nd half (37-36) ... USF 10-0 run at 16:13 for a 42-36 lead at 14:08 ... USF did not score for final 4:14 of game. (15-0 SM run) ... USF did not have a FG in final 5:45 of game ... First career starts for Shaun Noriega and Hugh Robertson ... Jawanza Poland led team in scoring in USF debut with 12 points. (3 three-pointers).

**USF VS. ST FRANCIS NOTES**

USF's starters - Augustus Gilchrist, Jarrid Famous, Hugh Robertson, Jawanza Poland, and Anthony Crater Jawanza Poland made his first career start at USF ... Sharp shooter Noriega hit his first three of the year just three minutes into the game. He finished the game with 4-of-6 from long range, and a career high 15 points ... A 6-0 run with threes from Noriega and Gilchrist gave USF their first lead, 21-20, with 6:40 minutes left in the first half ... USF's bench had 21 of the team's 38 points in the first half ... Noriega had 17 points in 20 games last season and had 15 points tonight against the Terriers ... USF connected on nine threes as a team. Last season's high was 10, which they did twice, against San Francisco and FAU ... USF shot 68.4 percent for the game and 39.1 percent from long range ... The USF bench scored 38 points in the game. Those reserve players include Ron Anderson Jr (16 points), Shaun Noriega (15 points), Shedrick Haynes (five points) and Toarlyn Fitzpatrick (2 points) ... Three players scored in double digits for the Bulls, including Ron Anderson Jr (16), Shaun Noriega (15), Jawanza Poland (15) ... Five players drained a three-pointer in the game - Noriega (4), Crater (2), Poland (1), Gilchrist (1) and Haynes (1).

**USF VS. UCF NOTES**

USF's starters - Anthony Crater, Jawanza Poland, Hugh Robertson, Augustus Gilchrist, Jarrid Famous ... Stan Heath is 154-133 overall as a head coach and 42-56 in four seasons at USF ... USF falls to 19-6 all-time against UCF. USF is now 17-23 all-time in road openers ... For the second-straight game, USF's starters were: Anthony Crater, Jawanza Poland, Hugh Robertson, Augustus Gilchrist and Jarrid Famous ... USF held UCF scoreless for six minutes, including the last two minutes of the first half and the first four minutes of the second half. ... The Bulls outrebounded the Knights, 17-12, in the first half and 37-30 for the entire game. USF has tied or outrebounded its opponent in all three games this season ... USF's bench scored 12 of the Bulls' 29 first-half points and 21 of the team's points for the game, led by Ron Anderson Jr's 18 ... USF scored the first points of the game (2-0) and didn't regain a lead until 13:55 left in the second half, when Anderson Jr received a pass from Hugh Robertson to give the Bulls a 41-40 lead. USF used a six-minute, 14-2 second-half run to get back into the game after being down 38-29 at the half ... Forward Ron Anderson Jr has back-to-back double-digit scoring nights off the bench after scoring 18 against UCF and 16 against St. Francis on Nov. 15 ... USF has three-straight games with at least two Bulls scoring in double-digits.

**USF VS. GEORGIA SOUTHERN NOTES**

USF's starters - Anthony Crater, Jawanza Poland, Hugh Robertson, Augustus Gilchrist, Jarrid Famous ... USF started with a 12-2 run to begin game for USF ... USF's big men - Famous, Fitzpatrick, Gilchrist and Anderson Jr. - scored 18 of the team's first 21 points. The only other bucket was a three by Anthony Crater ... In the first half, USF scored 39 points against Georgia Southern, which is the most this season by the Bulls. The previous high was 38 against St. Francis (Nov. 15) ... Augustus Gilchrist led the Bulls in scoring in the first half with 12 points and ended the night with his season high 23 points ... The Bulls never trailed in the game and led by as many as 17 points with 10:36 left in the second period ... Bulls shot a season high 62.5 percent from the field in the first half, hitting 15 of 24 shots. The team's previous high was 54.2 percent against St. Francis ... USF led 39-30 at the break, the Bulls' largest halftime lead this season. The previous high was a seven-point first-half lead against St. Francis (Nov. 15) ... Bulls went on 12-2 run at 13:33 mark and took 17-point lead. Georgia Southern countered with a 9-0 run, but USF went on a second 12-2 run to regain the 17-point lead with 10:36 left in the game ... Bulls shot a season high 60 percent from the field, hitting 24-of-40 shots. The previous high was 53 percent against St. Francis ... USF had four players in double figures for first time this season, including Gilchrist (23), Fitzpatrick (13), Famous (12) and Poland (10) ... Bulls scored a season-high 76 points in the victory over GSU ... Augustus Gilchrist scored a season high 23 points with a perfect 8-of-8 performance from the floor, which ties him for the USF record with the best shooting percentage in a game ... Anthony Crater dished out a career high seven assists against GSU ... Toarlyn Fitzpatrick tied his career high in scoring and just missed a double-double by one rebound in his 13-point, 9-rebound night. He added two blocks, two assists and a 2-of-3 night from long range to his stat line. The sophomore collected these numbers in just 16 minutes on the court ... Jarrid Famous had a season high 12 points.

**USF VS. LIBERTY NOTES**

USF's starters - Mike Burwell, Jawanza Poland, Hugh Robertson, Augustus Gilchrist, Ron Anderson Jr. ... Both Ron Anderson Jr. and Mike Burwell made their first USF-career starts ... Ron Anderson Jr.'s 15 first-half rebounds are more than any Bull pulled down in an entire game during the 2009-10 season ... Mike Burwell's game opening three was his first shot of the season and he finished 5-of-7 from the arc with a career-high 15 points ... The Bulls' 10-3-point field goals are the most this season, surpassing the nine they had against St. Francis ... Alberto Damour, a 6-6 senior from Poinciana, Fla., made his first appearance as a Bull ... Ron Anderson Jr. out rebounded the entire Liberty Flames team during the first half, 15 to 12 ... Anderson Jr. grabbed 15 rebounds to tie the school record (since the 2002-03 season) for most rebounds in a half ... After starting the game with a 5-5 tie, the Bulls went on a 10-0 run to make it 15-5. Later in the half they went on another 10-0 run to go ahead 29-10 ... The Bulls took a season-high 24-point lead at 8:07 in the second period against Liberty ... USF's 15-point halftime lead is the largest of the season, surpassing the nine-point lead against Georgia Southern ... Freshman guard LaVonte Dority scored a career high seven points, surpassing his two-point total against Georgia Southern ... USF took the 7-5 lead at 15:41 remaining in the first period and never lost it.

**USF VS. NO. 23 BYU NOTES**

USF's starters - Mike Burwell, Jawanza Poland, Hugh Robertson, Augustus Gilchrist, Ron Anderson Jr. ... USF is now 2-1 in the South Padre Invitational with wins over Georgia Southern and Liberty and the double-overtime loss to No. 23 BYU ... USF held BYU, who came into the game averaging 89 points per game, to just 61 points in regulation. The Bulls played stingy defense, holding the Cougars to just 23 points in the first half. BYU's Jimmer Fredette, who averages 23 points per game, scored seven of his team's first 13 points but ended the first half with only 11 points on a 4-of-9 shooting effort. He was 10-of-25 overall for the entire game ... USF is now 1-6 in double-overtime games, with the last 2OT win over Tulane, 81-76, on Feb. 27, 1999 ... USF drops to 11-84 against ranked teams, with three of those victories coming in Coach Stan Heath's last two seasons. Last year USF defeated No. 17 Pittsburgh and No. 7 Georgetown amidst a string of four-straight BIG EAST wins ... Despite USF big men being double-teamed in the post, USF outrebounded BYU 50-40, with Anderson Jr. leading the charge for the Bulls with 13 boards. Fitzpatrick added 11 rebounds ... USF continued to spread the wealth as five players scored the Bulls' first 10 points, including Anderson Jr., Augustus Gilchrist, Hugh Robertson, Jarrid Famous and Toarlyn Fitzpatrick ... Nine of the 10 Bulls who played in the game scored for USF, with six scoring at least eight points ... At the end of regulation, no Bulls had scored in double-digits. Gilchrist, Poland and Fitzpatrick each had nine points after two halves ... USF led the nationally-ranked Cougars 28-23 at the half ... The Bulls hit 20-of-26 free throws (76.9%) while BYU only connected on 17-of-34 (50%) ... USF has hit at least seven threes in a trio of games this season ... The Bulls held BYU to 32.1 percent (25-78) from the field. The Cougars were averaging 43.3 percent coming into the game. USF also held Jimmer Fredette to 1-of-7 shooting to start the game ... Hugh Robertson and sophomore Mike Burwell, in his second career start, set the tone defensively for the Bulls ... Sophomore Toarlyn Fitzpatrick came off the bench to record his second-career double-double with 10 points and 11 rebounds. His first double-double was his first career BIG EAST game, against Louisville, on Dec. 30, 2009 ... Fitzpatrick has connected on a long ball in his last three games and is 4-of-7 overall this season from downtown ... Junior Ron Anderson Jr. grabbed 13 rebounds, eight in the first half, for his second-straight night with double-digit rebounds. He didn't even play the last nine and a half minutes of the game after fouling out with 4:14 left in the first overtime ... Junior guard Anthony Crater sat out his second-straight game with a sprained left ankle. Mike Burwell started in his place both games.

**USF VS. TEXAS TECH NOTES**

USF's starters - Mike Burwell, Jawanza Poland, Hugh Robertson, Augustus Gilchrist and Jarrid Famous. Anthony Crater was out again with a sprained left ankle ... Five Bulls scored in the first half, led by six from Jawanza Poland. He finished the night with 12 points ... Five USF players scored in double digits, including Ron Anderson Jr. (16), Shaun Noriega (13), Jawanza Poland (12), Augustus Gilchrist (10) and Jarrid Famous (10) ... The Bulls continued to dominate on the boards, outrebounding the Red Raiders 18-12 in the first half and 37-32 overall ... USF continued to struggle in the turnover column, giving the ball away 12 times, but also forced 12 turnovers by Texas Tech ... True freshman LaVonte Dority started in place of Mike Burwell in the second half after the sophomore guard injured his ankle in the first half. Burwell returned to the game midway through the second stanza.

**USF VS. RV/- VCU NOTES**

USF's starters - Anthony Crater, Jawanza Poland, Hugh Robertson, Augustus Gilchrist, Ron Anderson Jr. ... The game vs. VCU marks the second time in three games that USF goes into overtime ... USF is now 21-34 all-time in overtime games; 3-3 under head coach Stan Heath ... USF was 5-of-6 (83.3%) shooting in OT. - The USF defense held VCU's high-powered offense to 59 points after averaging 83.8 PPG coming into the game. VCU also came into the game averaging 10.8 threes per game, but only hit eight against the Bulls ... USF continues to dominate the glass, outrebounding the Rams 45-35 ... USF scored 32 of their 60 points in the paint and 12 points came from long range ... Junior guard Anthony Crater returned to the lineup after missing three games with a left ankle sprain ... USF's starters were Ron Anderson Jr., Augustus Gilchrist, Hugh Robertson, Jawanza Poland and Anthony Crater ... Ron Anderson Jr. earned his first double-double of the season with 10 points and 13 rebounds. He now has more than 10 rebounds in three of his last four games, all three of which are starts ... Hugh Robertson earned a career high in points with 14. He started the game with a duo of three pointers ... Four Bulls scored in double-digits against VCU - Hugh Robertson (14), Augustus Gilchrist (12), Jawanza Poland (11), Ron Anderson Jr. (10) ... Jawanza Poland tallied six assists and Anthony Crater had five handouts.

**USF AT FAU NOTES**

USF's starters - Anthony Crater, Mike Burwell, Hugh Robertson, Augustus Gilchrist, Jarrid Famous, which is the sixth different line up of the year ... Both of senior Jarrid Famous' first-half field goals were dunks ... Junior guard Shedrick Haynes scored six points in the game, tying his career high. He previously scored six points against Southern Miss on Nov. 12 ... USF's first three-point bucket of the game was by Jawanza Poland early in the second half ... FAU is the first team to rebound USF this season. (35-29) ... Jarrid Famous led the team in scoring with 9 points. (3-6 from the floor) ... USF's bench outscored FAU's 26-10 ... USF's defense forced 16 FAU turnovers.

**USF AT KENT STATE NOTES**

USF's starters - Anthony Crater, Jawanza Poland, Hugh Robertson, Toarlyn Fitzpatrick and Ron Anderson, Jr. ... Fitzpatrick made his first start of the season after being in the first five 22 times as a true freshman ... Fitzpatrick hit a pair of threes in the game, matching his career high of two against Georgia Southern earlier this season ... USF has shot less than 40 percent in five straight halves, dating back to the second half of the VCU game on December 1 ... Despite not having the two tallest players on the team at the game, USF outrebounded KSU 21-18 in the first half and 41-39 for the game. USF has outrebounded its opponent in all but one game this season ... Coach Stan Heath returned to the MAC Center for the first time since leading the Golden Flashes to the Elite 8 in 2002. Kent State had a pregame recognition and a couple of players from the team were on hand for the recognition of the team. ... Senior Jarrid Famous and junior Augustus Gilchrist did not make the trip to Ohio due to personal reasons.

**USF VS. AUBURN NOTES**

USF's starters - Anthony Crater, Jawanza Poland, Hugh Robertson, Toarlyn Fitzpatrick, Ron Anderson Jr. ... The Bulls attempted 39 free throws in the game, the most since the 33 attempted against Texas Tech in the South Padre Invitational on Nov. 27. USF had totaled only 29 free throw attempts in its last three games ... USF held Auburn to 34 percent shooting from the field ... Six Bulls scored USF's first 18 points, led by four apiece from Jawanza Poland and Ron Anderson Jr. ... Ron Anderson Jr. grabbed 12 rebounds in the game, the fourth game he has totaled double-digit boards ... Hugh Robertson scored 12 points against Auburn, his third double-digit scoring game this season ... USF continued its streak of outrebounding its opponents, winning the battle of the boards 40-28 ... Junior Anthony Crater dished out seven assists. His previous career high was also seven, which he totaled against Georgia Southern on Nov. 21, 2010 ... USF had only one turnover in the first 11 minutes of the second half after totaling 11 in the first stanza ... USF took a 12-point lead, the largest of the game to that point, with a little less than eight minutes left in the game ... Jarrid Famous scored a season-high 15 points against Auburn and attempted a career-high 13 free throws, hitting a career-high nine. His previous highs were 12 points this season and career highs of seven FT made and 11 attempted.

**USF VS. JAMES MADISON NOTES**

USF's starters - Anthony Crater, Jawanza Poland, Hugh Robertson, Ron Anderson Jr., Jarrid Famous ... As a team, USF hit nine threes in the game (39.1 percent), the second-most of the season behind the 10 made against Liberty. ... USF opened with an 11-0 run, but JMU countered with a 15-2 run of their own ... Bulls senior Jarrid Famous scored all 11 of his points in the first half. This follows his season-high 15 points against Auburn on Wednesday. He also recorded his eighth career double-double. Junior Hugh Robertson knocked down a pair of long balls on his way to 10 first-half points. He ended the night with 19 points, surpassing his career high of 14 set against the other Colonial Conference opponent, VCU on Dec. 1. Robertson also grabbed 11 rebounds to record his first double-double in a USF uniform ... Sophomore Jawanza Poland recorded a career-high 19 points, topping his previous high of 15 points, which tallied did twice. Three Bulls scored in double digits, the most since the game against VCU on Dec. 1 when four Bulls hit for more than 10.

**USF AT RV/- CLEVELAND STATE NOTES**

USF's starters - Anthony Crater, Jawanza Poland, Hugh Robertson, Ron Anderson Jr. and Jarrid Famous ... As a team, USF blocked a season-high 10 shots in the game, a tally that surpasses the nine blocked against No. 23 BYU in the South Padre Invitational ... The Bulls grabbed 47 rebounds as a team, led by 13 from Anderson Jr. The season high is 50 against No. 23 BYU on Nov. 26 ... All of USF's seven losses have been by eight points or less ... Coming off of his first double-double of the season (vs. JMU), Jarrid Famous scored a career-high 22 points and pulled down a season-high 11 rebounds at Cleveland State. Famous now has nine career double-doubles. Famous' previous career high was 18 points at Notre Dame on Feb. 7, 2010 ... Forward Ron Anderson Jr. grabbed five rebounds and blocked two shots in the first four minutes, and ended the night with 13 rebounds, four blocked shots and seven points ... Junior Augustus Gilchrist returned to the court for the first time since the FAU game after some "philosophical differences" with the team. Gilchrist ended the night with 12 points ... USF is now 1-3 all-time against Cleveland State, while Heath is 0-2 against CSU ... USF is 1-2 against teams in national polls with a 60-59 overtime victory against RV VCU on Dec. 1 and a 77-75 double-overtime loss against No. 23 BYU on Nov. 26 in the South Padre Invitational.

**USF AT SETON HALL NOTES**

USF's starters - Anthony Crater, Jawanza Poland, Hugh Robertson, Ron Anderson Jr., Jarrid Famous ... The Bulls are 1-5 in BIG EAST openers and in BIG EAST road openers ... Seton Hall outrebounded the Bulls 34-32, only the second team to do so this season, in addition to FAU on Dec. 4 ... In what's been hindering the Bulls, USF only committed six turnovers in the first half but added 11 in the second to end with 17 for the game. USF came into the game averaging 16.8 turnovers per game ... With 14 points against Seton Hall, junior Hugh Robertson has scored in double-digits in four-straight games ... Since his return to the team, junior Augustus Gilchrist has scored 12 points at Seton Hall and 12 at Cleveland State on Dec. 22 ... For the third-straight game, at least three Bulls scored in double digits. Against Seton Hall, those three players were Hugh Robertson 14, Augustus Gilchrist 12, Jarrid Famous 11 and Jawanza Poland 10.

**USF AT No. 4 UCONN NOTES**

USF's starters - Mike Burwell, Jawanza Poland, Hugh Robertson, Augustus Gilchrist and Jarrid Famous. Burwell's start was the fifth of his career and his first since Dec. 4 at FAU. Gilchrist made his first start since the Dec. 4 game at FAU ... USF is 1-2 in overtime games this season, with the other loss being a double-overtime game against No. 23 BYU, and 21-35 overall in overtime ... Junior guard Anthony Crater had a career-high four three-pointers and finished the night with a career-high 14 points. His previous career high was 10, which he scored against Rutgers on Jan. 16, 2010 ... Junior forward Augustus Gilchrist scored nine of his 21 points in the first half. He also had five rebounds in the first stanza and ended with eight. His season high is 23 vs. Georgia Southern on Nov. 21, 2010.

**USF VS. NO. 7 VILLANOVA NOTES**

USF's starters - Ron Anderson Jr., Augustus Gilchrist, Hugh Robertson, Anthony Crater and Shaun Noriega. Noriega's start was the second of his career and his first since Nov. 12 against Southern Miss ... Noriega scored in double-digits for the third time in his career. His career high is 15, which came on Nov. 15, 2010 against St. Francis ... Hugh Robertson has a six-game double-digit scoring streak ... USF set a season high in attendance: 4,510. The previous season-high came against Southern Miss on Nov. 12: 3,689 ... USF used an 8-0 run from 10:16 to 8:49 in the first half. The score was 19-18 VU after the run ... USF took the first lead of the game since 2-0 with a dunk off an offensive rebound by Ron Anderson Jr. with three minutes left in the half, making the score 28-27 ... Augustus Gilchrist registered his second career double-double. Gilchrist's first was against DePaul in 2009 ... USF outrebounded Villanova 31-27. USF has outrebounded all but two of their opponents this season (FAU and Seton Hall).



**USF VS. NO. 23 LOUISVILLE NOTES**

USF's starters - Anthony Crater, Shaun Noriega, Hugh Robertson, Ron Anderson Jr., Jarrid Famous ... USF set a season high in assists with 22. The previous high was 20, which came against St. Francis on Nov. 15 ... USF has only lost one game by more than nine points this season (Villanova) ... USF matched their season high free throw shooting percentage with 76.9 percent. Their first night of shooting 76.9 from the stripe came against BYU on Nov. 26 ... USF set a season high in first half points and most points in a half with 48. The previous high for first half points came against Georgia Southern (39). The previous high for points in a half came against Texas Tech (45) in the South Padre Invitational ... Shaun Noriega started for the third time this year, and second-straight game. His other starts came against Southern Miss and Villanova ... Shaun Noriega has scored multiple 3-pt field goals in back-to-back games after only hitting one in the previous seven games ... Shaun Noriega made a 3-pt field goal to tie the game at 18 at 11:50 in the first half. Noriega has connected from the 3-pt line in back-to-back games for the first time this season ... Jawanza Poland scored eight points off the bench in the first 7:30 of the game ... Augustus Gilchrist made his first 3-pt. field goal since Dec. 1 against VCU ... With his 25 points and 10 rebounds, Gilchrist registered a double-double in back-to-back games. His first double-double of the season came against Villanova, when he had 16 points and 10 rebounds ... Gilchrist set a season high 25 points against UofL. His previous high (23) came against Georgia Southern on Nov. 21 ... Anthony Crater set a career high with 10 assists. Crater's previous career high in assists (8) came against Villanova ... LaVonte Dority connected on his first field goal attempt since Nov. 27th against Texas Tech. The shot was a three-pointer, his second of the season ... Louisville guard Preston Knowles has averaged 20 points per game in the last 5 games, going 21-of-43. The Bulls held Knowles to 12 points, shooting 3-of-9 from the field and 2-of-6 from the three-point line.)

**USF AT NO. 25 CINCINNATI**

USF's starters - Anthony Crater, Shaun Noriega, Hugh Robertson, Augustus Gilchrist and Jarrid Famous ... USF shot a season high 87.5 percent at the free throw line. The previous high is 76.9 percent, which they tallied both against Louisville and BYU, hitting 20-of-26 in both games ... The Bulls are 7-22 against Cincinnati and Coach Stan Heath is 2-3 against the Bearcats ... USF is 11-88 against ranked teams and 1-15 against Cincinnati when the Bearcats have been ranked. Coach Stan Heath is 3-19 against ranked teams in his USF career ... With two treys in the second half, sophomore Shaun Noriega has hit multiple threes in three-straight games. Against Villanova he had three and vs. Louisville, he had four ... Ron Anderson Jr. scored 13 points, the most since playing against Texas Tech when he scored 16 points. It was the junior forward's first double-digit scoring night since playing Kent State (12/12) when he scored 10 points ... Senior Jarrid Famous scored in double digits for the first time since the Dec. 28 game at Seton Hall, which was his fourth-straight double-digit night, dating back to the Dec. 15 game vs. Auburn ... Sophomore guard Jawanza Poland scored 10 points, hitting 5-of-7 from the field and jamming a pair of monstrous dunks. Poland, who fouled out with eight minutes left in the game, has back-to-back nights of scoring in double digits after hitting Louisville for 14 on Jan. 9.

**USF VS. PROVIDENCE NOTES**

USF's starters - Anthony Crater, Jawanza Poland, Hugh Robertson, Ron Anderson Jr., Jarrid Famous ... USF earned its first BIG EAST Conference win of the season with the 79-72 victory over Providence ... USF scored more than 70 points for the fourth-straight game. Prior to this streak, USF had not scored more than 70 points in nine-straight games ... USF has won the last three meetings against Providence, improving the Bulls' overall record to 4-5 against the Friars ... USF defense held Vincent Council to just two points. Council came into the game averaging 15 points per night ... USF won the rebounding battle 45-39, holding Providence's leading rebounder Bilal Dixon to only two rebounds. Dixon averages 8.1 rebounds per game ... USF shot 52.9 percent from the field in the second half after shooting only 30.3 percent in the first half ... USF outshot Providence from the free throw line, shooting 82.6 percent (19-23) for the game while PC shot a mere 52.6 percent (10-19) ... Jarrid Famous registered his 10th career double-double. Famous is tied for fifth in the BIG EAST for most career double doubles. Famous tied a career high in rebounds with 14. Famous had 14 rebounds on Dec. 22 against Cleveland State. Against Providence, he had nine rebounds and seven points in the first eight minutes of the game ... Hugh Robertson had his first double-digit scoring performance, with 17 points, since Jan. 6 against Villanova. Robertson has had nine double-digit scoring performances this season ... Jawanza Poland made his first three-point field goal since Dec. 18th against James Madison and his first trey in BIG EAST Conference play ... Jawanza Poland had his third straight double-digit scoring performance with 13 points. He has scored in double digits 12 times this season ... Shaun Noriega has made a three-point field goal in four straight games ... Anthony Crater had six assists, making it his sixth game this season with five or more assists.

**USF AT RUTGERS NOTES**

USF's starters - Anthony Crater, Jawanza Poland, Hugh Robertson, Augustus Gilchrist, Jarrid Famous ... USF went 15-of-17 from the free throw line, shooting a season-high 88.2 percent. USF's highest previous free throw shooting performance, 87.5 percent, came against Cincinnati on Jan. 12 ... USF has shot over 80 percent from the free throw line for three straight games and has shot over 70 percent from the free throw line for five games in a row ... USF's first three scores came from the three-point line, with two from Anthony Crater and one from Mike Burwell ... USF lost its 12th game by nine points or less ... Jawanza Poland has made 18 free throws in BIG EAST play and has hit 16 in a row ... Jawanza Poland scored 11 points against Rutgers, the fourth-straight game he has scored in double digits ... Augustus Gilchrist scored 14 points, extending his double-digit scoring streak to eight games ... Mike Burwell connected on his first three-point field goal since hitting two against Auburn on Dec. 15.

**USF AT No. 21 WEST VIRGINIA NOTES**

USF's starters - Anthony Crater, Jawanza Poland, Hugh Robertson, Ron Anderson Jr. and Augustus Gilchrist ... USF held WVU to only two three-point field goals. WVU averages six treys a game ... Jawanza Poland made both of his free throws on the day. Poland has made 18 consecutive free throws and 25 of his last 27 attempts ... Jawanza Poland hit the team's only three-pointer of the game, a trey in the second half ... Augustus Gilchrist has collected seven or more rebounds in six of his last seven games ... Augustus Gilchrist notched his third double-double of the season by scoring 20 points and grabbing 10 rebounds. His other double-doubles came against Louisville and Villanova ... Augustus Gilchrist matched a season high with 10 rebounds, also registering 10 rebounds against Louisville, Villanova and Southern Miss ... Ron Anderson Jr. had 10 rebounds for his first double-digit rebounding performance since he collected 13 boards against Cleveland State on Dec. 22 ... WVU is one of only three teams to outrebound USF this year. Seton Hall and FAU were the other two teams to outrebound USF ... The Bulls shot a season-low 31.4 percent (16-51) from the field.

**USF VS. DEPAUL NOTES**

USF's starters - Anthony Crater, Jawanza Poland, Hugh Robertson, Ron Anderson Jr., Jarrid Famous ... USF's bench outscored the DePaul bench 26-9 in the game, including a 16-0 difference in the first half ... Jawanza Poland missed his third and fourth free throws of the night, snapping a streak of 20 consecutive makes dating back to the Seton Hall game on Dec. 28 ... USF led 35-25 at halftime, which was its largest halftime lead in a BIG EAST game since playing DePaul late last season ... Augustus Gilchrist has grabbed double-digit rebounds in two straight games and four of the last seven. The junior pulled down 10 vs. DePaul ... Shaun Noriega has hit a three in seven of the last 10 games, including two vs. DePaul. He has hit multiple threes in five games this season ... Hugh Robertson netted 16 points, his ninth double-digit scoring effort in 12 games. ... Toarlyn Fitzpatrick netted 11 points in the game, the most since he scored 13 vs. Georgia Southern on Nov. 21 ... Anthony Crater had a team-high seven assists. He has had five or more assists in seven games this season ... The Bulls were 12-12 at the FT line at the half and 17-21 for the game ... USF won the turnover battle against DePaul 13-14, the first time in a BIG EAST game this season that USF had fewer turnovers than its opponent.

**USF AT PROVIDENCE NOTES**

USF's starters - Anthony Crater, Jawanza Poland, Hugh Robertson, Augustus Gilchrist, Ron Anderson Jr. ... Five different Bulls scored USF's first 11 points including three from Augustus Gilchrist and two from Anthony Crater, Jawanza Poland, Ron Anderson Jr. and Hugh Robertson ... USF blocked five Friar shots in the first nine minutes of the game. The Bulls ended with seven blocked shots ... Jawanza Poland scored 12 points in the first half en route to a career-high 20 on the night ... Shaun Noriega has hit a three in eight of the last 11 games, including one vs. Providence ... The Bulls were 9-12 at the free-throw line for the game and are 26-33 (79%) in the last two contests ... Toarlyn Fitzpatrick posted a season-high two steals in the game. He had notched one steal in six games this season ... Augustus Gilchrist posted a season-high three blocks. He had two blocks in two previous games this season ... Sophomore Toarlyn Fitzpatrick tied a career-high with 13 points, including a career-high tying two threes. Last season Fitzpatrick hit the game-tying trey to send the game into overtime on USF's 109-105 victory at Providence ... The two teams combined to score 214 points in their tilt at Providence last season, but the Feb. 2 combined point total was 131.

**USF VS. NO. 17 SYRACUSE NOTES**

USF starters - Anthony Crater, Jawanza Poland, Hugh Robertson, Augustus Gilchrist and Toarlyn Fitzpatrick ... Coach Stan Heath mixed up the lineup with Toarlyn Fitzpatrick, a Tampa native, making his third start of the year ... Fitzpatrick ended the night with 10 points and six rebounds along with three blocks and a trio of steals ... He has scored at least 10 points for the third-straight game and a tied a career high with three blocks ... Anthony Crater notched at least four assists for the 14th time this season with five ... Jarrid Famous returned to the court with 14 points and eight rebounds after missing the game against Providence on Feb. 2 due to back pain. His eight rebounds put his average boards per game over the last five at 7.2 per game. He also scored six-straight points to end the first half for the Bulls ... No current USF player had ever played a game in the St. Pete Times Forum prior to the Feb. 5 game while Syracuse played in the Forum just a year ago ... USF is now 2-2 all-time in the building and 1-2 since it became the St. Pete Times Forum. The other meeting was at the former Ice Palace ... USF defeated Wake Forest (75-67) on Dec. 29, 2006 and lost to West Virginia (69-52) on Jan. 20, 2008 in the Forum ... The Bulls beat UCF on Dec. 30, 1997 (73-72) in the Ice Palace ... The Feb. 5 game was the first ever meeting between the two schools at the Forum.

**USF VS. RV MARQUETTE NOTES**

USF's starters - Ron Anderson, Jr., Augustus Gilchrist, Toarlyn Fitzpatrick, Hugh Robertson and Anthony Crater. The lineup was USF's 12th different of the season ... Fitzpatrick scored a career-high 16 points, passing his previous high of 13 set at Providence on Feb. 2. He grabbed 13 rebounds for his third career double-double and second this season (10 points and 11 rebounds vs. BYU on Nov. 26). His 12 field goal attempts, six conversions and 35 minutes played were also career highs ... Anthony Crater posted nine assists, one off his career high and his sixth game this season with at least seven dishes ... USF led by as many as 16 in the game. It was the Bulls' largest blown lead in a loss this season ... The Bulls outrebounded Marquette 34-25. USF has outrebounded its opponent in 21 of 25 games this season ... Augustus Gilchrist scored 11 points for his 16th double-digit scoring effort of the season. He has reached double digits in 11 of the last 13 games.

**USF VS. NO. 8/7 NOTRE DAME NOTES**

USF starters - Anthony Crater, Hugh Robertson, Toarlyn Fitzpatrick, Augustus Gilchrist, Ron Anderson Jr. ... Shaun Noriega hit six threes in the game, the sixth game this season with multiple long balls. Noriega has hit four or more a trio of times this season. Noriega has hit a three in nine of his last 11 games ... USF's bench outscored the starters 37 to 18, led by 23 points from Shaun Noriega ... USF outrebounded Notre Dame 41-40. The Bulls have grabbed more boards than their opponent 22 of 26 times this season ... USF forced Notre Dame into eight first-half turnovers and 13 for the game ... USF went on a 17-2 run to end the game ... Ten of USF's first 13 points were scored by the bench, including six from Shaun Noriega and four from Jarrid Famous. Starting guard Hugh Robertson scored USF's first three points of the game ... The attendance of 6,104 marks the highest crowd in the Sun Dome this season, surpassing the 4510 who watched USF battle Villanova on Jan. 6, 2011. The highest attendance in Tampa this season was 10,051 at the St. Pete Times Forum on Feb. 5 when USF faced Syracuse.

**USF AT NO. 4 PITTSBURGH NOTES**

USF's starters - Anthony Crater, Jawanza Poland, Hugh Robertson, Toarlyn Fitzpatrick and Ron Anderson Jr. ... The USF bench outscored PITT's bench 35-15 ... USF shot 50 percent (10-20) from the field and 4-of-8 from long range in the first half ... Pitt entered the game averaging 76 points per game, but USF held the Panthers to just 67 points ... Sophomore guard Shaun Noriega hit back-to-back three pointers before the half and finished the night with three on his way to a team-high 11 points. Noriega has been the team's high scorer in back-to-back games after his six-trey, 23-point night against Notre Dame on Feb. 12 in Tampa. Noriega has hit multiple threes in eight games this season. Noriega has also hit a three in 10 of his last 12 games ... Hugh Robertson opened the game's scoring by hitting a three, his 25th of the season. He ended the night with nine points and a team-high seven rebounds. The junior guard has hit a three in 17 games. Robertson scored seven of the team's first 14 points ... Senior Jarrid Famous scored 10 points for his 10th double-digit scoring night this season. Famous also added two blocked shots ... Junior Anthony Crater dished out six assists, his 16th game with four or more assists.

**USF VS. NO. 9 GEORGETOWN NOTES**

USF's starters - Anthony Crater, Shaun Noriega, Hugh Robertson, Jarrid Famous and Augustus Gilchrist. It was only the third time the Bulls have used that lineup ... The Bulls outrebounded Georgetown 31-27 and have now outrebounded their opponent in 23 of 28 games this season ... The USF bench outscored the Georgetown bench 21-8. The Bulls have outscored the opponents' bench by a 56-23 margin in the last two games ... Anthony Crater notched seven assists, marking his 12th game this season with at least five dishes ... Georgetown averaged 74.4 points coming into the game but managed only 61. It was the second-straight game the Bulls have held a top-10 opponent at least nine points under their season average ... Augustus Gilchrist was the only Bull to score a field goal for a stretch of 15:31, beginning at the 7:17 mark of the first half through the 11:46 mark of the second period ... Gilchrist's 22 points is his best performance since Jan. 9 vs. Louisville (25 pts.) and his fifth 20-plus point performance of the season. He has scored at least 10 points in all but seven games this season ... Hugh Robertson netted 10 points for his 12th double-digit performance of the season and his first in the last six games.

**USF AT DEPAUL NOTES**

The USF starters were Anthony Crater, Shaun Noriega, Hugh Robertson, Ron Anderson, Jr. and Augustus Gilchrist. Robertson is the only Bull to start every game this season ... Gilchrist's 32 points were a career high, and he is the first Bull to post 30 points in a game since Dominique Jones netted 37 vs. Pittsburgh on Jan. 31, 2010. Excluding Jones, it has been more than five years since a Bull has scored 30 in a game. It is also Gilchrist's sixth 20-plus point performance of the season. He has scored at least 10 points in all but seven games this season ... Jarrid Famous scored 15 points for his 11th double-digit scoring effort of the year. He was 6-of-7 (85.7 percent) from the field in the game ... Hugh Robertson netted 12 points for his 13th double-digit performance of the season and his second in a row ... Ron Anderson Jr. grabbed 10 rebounds for his eighth double-digit rebounding effort of the year. He has at least five rebounds in 20 games ... Shaun Noriega hit three threes and finished with 13 points. He has hit multiple threes in nine games this season ... Anthony Crater notched five assists for his 13th game this season with at least five dishes ... The Bulls outrebounded DePaul 33-19 and have now outrebounded their opponent in 24 of 29 games this season ... USF had nine dunks in the game, six of which were in the first half. On Jan. 27, USF had seven dunks against the Blue Demons ... The win gives USF a six-game win streak over DePaul and a season sweep of the series.

**USF VS. NO. 4/5 PITTSBURGH NOTES**

USF's starters - Anthony Crater, Shaun Noriega, Hugh Robertson, Jarrid Famous and Augustus Gilchrist. It was the fourth time the lineup has been used this season by head coach Stan Heath, and the Bulls are now 0-4 when that group starts a game ... Jarrid Famous scored 15 points and grabbed 12 rebounds for his fourth double-double of the season. He became only the second Bull with 10 rebounds in the first half of a game this season. Ron Anderson Jr. grabbed 15 in the opening half vs. Liberty on Nov. 23 ... Only three Bulls have pulled down 10 boards in any half this year as Anderson also registered 10 in the second half vs. Notre Dame and Toarlyn Fitzpatrick grabbed 10 in the second frame of the Marquette game ... Famous' 15 field goal attempts were also season high ... Augustus Gilchrist scored 15 points, and has scored at least 10 points in all but seven games this season, including four straight ... Jawanza Poland has blocked a shot in five of the last eight games and has 15 blocks on the year ... Shaun Noriega hit a three for the 19th game this season. He has 40 treys on the season ... USF had 19 rebounds in the first half of the game after grabbing 18 rebounds for the entire game against Pittsburgh on Feb. 16 ... USF's bench outscored Pitt 11-6 and the Bulls had less miscues than the Panthers, 8-10.

**USF AT NO. 15 ST. JOHN'S**

USF's starters - Anthony Crater, Shaun Noriega, Hugh Robertson, Jarrid Famous and Augustus Gilchrist. It was the fifth time the lineup has been used this season by head coach Stan Heath, and the Bulls are now 0-5 when that group starts a game ... Hugh Robertson is the only Bull to start all 31 games ... Shaun Noriega hit three threes in the game and has hit multiple threes in 10 games this season. He scored USF's first six points ... Augustus Gilchrist scored 16 points, and has scored at least 10 points in all but seven games this season, including five straight ... Ron Anderson, Jr., scored 13 points for his sixth double-digit performance of the year and his first since Jan. 12 vs. Cincinnati. He also grabbed six rebounds and has pulled down at least five boards in 21 games this year. He notched a career-high three steals as well ... Jarrid Famous scored 10 points for his 13th double-digit performance of the year. He shot 5-of-9 from the field.

USF 75, ECKERD 58 (EXHIBITION)												
Nov. 1, 2010 Tampa, Fla. (Sun Dome)												
ECKERD												
Player	fg-a	3-a	ft-a	o-d-tot	pf	tp	a	to	blk	s	min	
KEARSE	2-9	0-2	5-7	0-3-3	4	9	0	1	1	0	19	
TAYLOR	2-5	0-1	1-1	2-1-3	3	5	1	0	1	0	21	
SEARS	3-12	1-2	2-2	1-0-1	0	9	0	0	0	1	20	
HARPER	4-9	0-1	0-1	0-5-5	4	8	0	3	0	2	24	
FAUCHER	1-4	0-0	0-0	3-0-3	5	2	1	2	0	0	8	
GRAY	0-1	0-0	0-0	0-0-0	1	0	0	3	0	0	19	
BODNEY	0-0	0-0	4-4	0-0-0	0	4	1	2	0	2	16	
O'GARRO	0-0	0-0	0-0	0-0-0	0	0	0	1	0	0	2	
FENSTERMAKER	0-0	0-0	0-0	0-0-0	0	0	0	0	0	0	2	
MACK	0-2	0-0	4-4	0-0-0	1	4	0	2	0	0	16	
TABAKOVIC	0-0	0-0	0-0	0-0-0	0	0	0	0	0	0	1	
WADE	3-4	0-0	1-2	2-3-5	2	7	1	0	0	2	19	
AGRESS	1-4	0-0	2-2	1-0-1	1	4	1	1	0	1	15	
OKOLIE	1-4	0-0	4-7	0-2-2	0	6	0	3	1	1	18	
TEAM				4-1-5								
Totals	17-54	1-6	23-30	13-15-28	21	58	9	19	2	10	200	
TOTAL FG%	1st: 6-27 22.2%			2nd: 11-27 40.7%								Game: 31.5%
3-Pt. FG%	1st: 1-6 16.7%			2nd: 0-0 0.0%								Game: 16.7%
F Throw %	1st: 12-15 80.0%			2nd: 11-15 73.3%								Game: 76.7%

USF												
Player	fg-a	3-a	ft-a	o-d-tot	pf	tp	a	to	blk	s	min	
ANDERSON Jr	6-16	0-0	2-2	1-3-4	2	4	2	3	2	0	20	
FAMOUS	3-5	0-0	3-5	3-4-7	4	9	1	2	2	0	24	
POLAND	3-5	0-2	2-3	0-3-3	2	8	2	2	1	2	18	
NORIEGA	4-9	1-6	0-0	1-0-1	4	9	2	2	0	1	28	
BURWELL	3-5	2-3	4-4	1-3-4	3	12	4	4	0	1	27	
DORITY	1-1	1-1	3-4	0-2-2	2	6	2	1	0	2	17	
CRATER	0-1	0-1	0-0	0-2-2	1	0	2	2	0	0	13	
GILCHRIST	5-11	1-1	3-6	1-7-8	1	14	0	2	4	0	28	
FITZPATRICK	3-3	1-1	2-2	1-5-6	5	9	1	4	3	0	13	
ROBERTSON	2-2	0-0	0-0	2-0-2	2	4	0	1	0	1	12	
Totals	25-48	6-15	19-26	10-29-39	26	75	16	23	12	7	200	
TOTAL FG%	1st: 12-23 52.2%			2nd: 13-25 52.0%								Game: 52.1%
3-Pt. FG%	1st: 4-8 50.0%			2nd: 2-7 28.6%								Game: 40.0%
F Throw %	1st: 15-21 71.4%			2nd: 4-5 80.0%								Game: 73.1%

**Score by Periods**

	1st	2nd	Total
ECM	25	33	58
USF	43	32	75

Points in the paint-ECM 24,USF 24. Points off turnovers-ECM 11,USF 22. 2nd chance points-ECM 11,USF 14. Fast break points-ECM 2,USF 4. Bench points-ECM 25,USF 33. Score tied-1 time. Lead changed-3 times. Last FG-ECM 2nd-00:52,USF 2nd-00:58. Largest lead-ECM by 2 1st-19:22,USF by 22 2nd-07:53.

UCF 65, USF 59												
Nov. 18, 2010 Orlando, Fla. (UCF Arena)												
USF												
Player	fg-a	3-a	ft-a	o-d-tot	pf	tp	a	to	blk	s	min	
GILCHRIST	7-14	0-0	0-0	1-3-4	4	14	0	3	0	0	26	
FAMOUS	1-2	0-0	0-0	1-4-5	2	2	0	2	0	0	15	
POLAND	3-6	2-3	1-2	1-2-3	4	9	0	4	0	1	21	
CRATER	0-3	0-2	1-2	0-0-0	4	1	2	3	0	0	37	
ROBERTSON	5-9	1-2	1-5	2-6-8	4	12	5	0	0	2	35	
ANDERSON Jr	4-7	0-0	10-11	3-4-7	3	18	3	2	1	0	28	
DORITY	0-0	0-0	0-0	0-0-0	0	0	0	0	0	0	2	
HAYNES	0-1	0-0	0-0	0-0-0	2	0	0	1	0	0	5	
NORIEGA	1-5	1-5	0-0	1-1-2	2	3	0	1	0	0	20	
BURWELL	0-0	0-0	0-0	0-0-0	0	0	0	0	0	0	0+	
FITZPATRICK	0-2	0-0	0-1	1-3-4	1	0	1	2	0	0	11	
TEAM				2-2-4								
Totals	21-49	4-12	13-21	12-25-37	26	59	11	18	1	3	200	
TOTAL FG%	1st: 9-20 45.0%			2nd: 12-29 41.4%								Game: 42.9%
3-Pt. FG%	1st: 1-3 33.3%			2nd: 3-9 33.3%								Game: 33.3%
F Throw %	1st: 10-16 62.5%			2nd: 3-5 60.0%								Game: 61.9%

UCF												
Player	fg-a	3-a	ft-a	o-d-tot	pf	tp	a	to	blk	s	min	
DIKITE	0-0	0-0	1-2	0-1-1	1	1	0	1	0	0	12	
CLANTON	2-5	1-1	6-6	3-2-5	3	11	2	1	2	1	23	
HERZOG	1-3	0-0	0-0	0-2-2	0	2	0	1	1	2	16	
ROMPZA	5-7	2-2	3-4	1-4-5	2	15	4	2	0	2	31	
JORDAN	1-7	1-3	7-9	1-2-3	4	10	1	1	0	0	25	
McCOMBS	1-1	0-0	0-0	1-2-3	1	2	0	0	0	0	14	
SOSA	4-11	2-8	3-6	0-1-1	3	13	3	3	0	0	32	
YOUNG	0-2	0-2	0-0	0-0-0	1	0	0	0	0	0	7	
GAYNOR	2-2	1-1	0-0	0-0-0	2	5	0	0	0	0	7	
TYLER	0-5	0-1	2-2	1-3-4	2	2	2	1	4	0	21	
SYKES	2-4	0-0	0-2	1-0-1	2	4	0	1	0	1	12	
TEAM				2-3-5								
Totals	18-47	7-18	22-31	10-20-30	21	65	12	11	7	6	200	
TOTAL FG%	1st: 13-24 54.2%			2nd: 5-23 21.7%								Game: 38.3%
3-Pt. FG%	1st: 5-12 41.7%			2nd: 2-6 33.3%								Game: 38.9%
F Throw %	1st: 7-11 63.6%			2nd: 15-20 75.0%								Game: 71.0%

Score by Periods				1st	2nd	Total
University of South Florida				29	30	59
UCF				38	27	65

Points in the paint-USF 30,UCF 16. Points off turnovers-USF 11,UCF 20. 2nd chance points-USF 10,UCF 11. Fast break points-USF 0,UCF 2. Bench points-USF 21,UCF 26. Score tied-2 times. Lead changed-5 times. Attendance: 7653. Last FG-USF 2nd-00:25,UCF 2nd-06:38. Largest lead-USF by 2 1st-19:41,UCF by 12 1st-04:17.

SOUTHERN MISS 60, USF 53												
Nov. 12, 2010 Tampa, Fla. (Sun Dome)												
SOUTHERN MISS												
Player	fg-a	3-a	ft-a	o-d-tot	pf	tp	a	to	blk	s	min	
AYARZA	1-6	0-1	0-0	5-1-6	1	2	0	0	1	0	19	
FLOWERS	5-8	1-2	4-6	0-5-5	4	15	0	3	2	1	20	
HORTON	6-12	0-2	2-2	0-4-4	1	14	3	0	0	0	30	
JACKSON	0-5	0-1	3-4	0-4-4	3	3	4	1	0	2	39	
NEWBILL	3-3	0-0	3-4	1-2-3	3	9	1	0	0	0	20	
PAGE	1-8	1-6	3-5	1-4-5	2	6	1	0	0	0	27	
BOLDEN	0-0	0-0	0-1	0-1-1	2	0	0	0	0	0	3	
PELHAM	1-4	0-0	1-3	1-0-1	3	3	0	1	1	1	24	
STONE	1-1	0-0	0-0	1-0-1	1	2	0	0	0	0	6	
PHILLIPS	3-3	0-0	0-0	1-1-2	2	6	1	1	1	0	12	
TEAM				0-4-4								
Totals	21-50	2-12	16-25	10-26-36	22	60	10	9	5	4	200	
TOTAL FG%	1st: 13-32 40.6%			2nd: 8-18 44.4%								Game: 42.0%
3-Pt. FG%	1st: 2-8 25.0%			2nd: 0-4 0.0%								Game: 16.7%
F Throw %	1st: 4-9 44.4%			2nd: 12-16 75.0%								Game: 64.0%

USF												
Player	fg-a	3-a	ft-a	o-d-tot	pf	tp	a	to	blk	s	min	
GILCHRIST	4-16	0-3	0-2	3-7-10	4	8	0	4	1	0	25	
FAMOUS	4-5	0-0	2-3	4-4-8	0	10	1	0	1	0	28	
ROBERTSON	1-3	0-1	1-2	1-2-3	3	3	2	0	1	0	25	
CRATER	1-3	1-2	1-2	0-4-4	3	4	3	2	0	0	26	
NORIEGA	0-5	0-3	1-3	1-2-3	2	1	1	0	1	1	24	
ANDERSON	1-1	0-0	3-4	2-3-5	3	5	0	0	1	1	14	
DORITY	0-1	0-0	0-0	0-0-0	1	0	0	0	0	0	5	
POLAND	3-9	3-5	3-5	3-1-4	2	12	1	3	0	1	28	
HAYNES	2-4	1-3	1-2	0-1-1	3	6	3	1	0	0	9	
BURWELL	0-0	0-0	0-0	0-0-0	0	0	0	0	0	0	2	
FITZPATRICK	2-5	0-1	0-0	0-2-2	4	4	1	1	0	0	14	
TEAM				1-1-2								
Totals	18-52	5-18	12-23	15-27-42	25	53	12	13	4	4	200	
TOTAL FG%	1st: 9-26	34.6%		2nd: 9-26	34.6%						Game: 34.6%	
3-Pt. FG%	1st: 3-10	30.0%		2nd: 2-8	25.0%						Game: 27.8%	
F Throw %	1st: 7-14	50.0%		2nd: 5-9	55.6%						Game: 52.2%	

Score by Periods				1st	2nd	Total
Southern Miss				32	28	60
USF				28	25	53

Points in the paint-USM 22,USF 18. Points off turnovers-USM 16,USF 13. 2nd chance points-USM 8,USF 9. Fast break points-USM 0,USF 0. Bench points-USM 17,USF 27. Score tied-4 times. Attendance



# **BYU 77, USF 75 2OT - SOUTH PADRE INVITATIONAL** Nov. 26, 2010 South Padre, Texas

USF Player	fg-a	3-a	ft-a	o-d-tot	pf	tp	a	to	blk	s	min
ANDERSON Jr	4-6	0-0	0-0	2-11-13	5	8	2	6	2	0	28
GILCHRIST	5-10	1-2	3-5	1-4-5	4	14	0	2	2	0	29
POLAND	4-12	2-4	2-2	2-3-5	3	12	1	2	0	1	32
BURWELL	2-4	0-1	5-7	0-4-4	3	9	4	6	1	0	44
ROBERTSON	2-5	1-3	1-2	0-1-1	5	6	0	0	0	0	23
DORITY	0-0	0-0	0-0	0-0-0	0	0	0	0	0	0	4
HAYNES	1-3	1-3	0-0	0-1-1	0	3	0	2	0	1	12
NORIEGA	2-6	1-4	0-0	0-2-2	2	5	2	0	0	0	35
FAMOUS	2-5	0-1	4-4	1-3-4	1	8	1	2	2	0	25
FITZPATRICK	2-3	1-1	5-6	3-8-11	3	10	0	1	2	0	18
TEAM				2-2-4							
Totals	24-54	7-19	20-26	11-39-50	26	75	10	21	9	3	250

TOTAL FG%	1st: 9-26 34.6%	2nd: 10-20 50.0%	Game: 44.4%
3-Pt. FG%	1st: 3-7 42.9%	2nd: 3-9 33.3%	Game: 36.8%
F Throw %	1st: 7-8 87.5%	2nd: 10-12 83.3%	Game: 76.9%

## **No. 23 BYU**

Player	fg-a	3-a	ft-a	o-d-tot	pf	tp	a	to	blk	s	min
Davies	1-10	0-0	2-6	4-2-6	4	4	1	0	1	0	34
Hartsock	3-10	0-1	0-0	6-1-7	4	6	1	2	2	2	44
Emery	6-15	5-13	3-4	1-2-3	3	20	2	0	0	3	37
Collinsworth	2-6	0-1	1-2	1-1-2	0	5	2	1	0	0	21
Fredette	10-25	4-8	8-8	0-3-3	2	32	4	2	1	5	46
Abouo	3-8	1-2	1-6	4-4-8	3	8	0	1	0	0	31
Magnusson	0-2	0-0	1-2	1-0-1	2	1	0	0	0	0	13
Zylstra	0-1	0-1	1-2	1-0-1	0	1	1	0	0	1	11
Martineau	0-1	0-0	0-0	0-1-1	1	0	1	0	0	1	4
Anderson	0-0	0-0	0-4	0-0-0	0	0	0	0	0	0	6
Rogers	0-0	0-0	0-0	0-0-0	0	0	0	0	0	0	3
TEAM				3-5-8							
Totals	25-78	10-26	17-34	21-19-40	19	77	15	5	4	12	250

TOTAL FG%	1st: 9-30 30.0%	2nd: 10-30 33.3%	Game: 32.1%
3-Pt. FG%	1st: 2-7 28.6%	2nd: 6-14 42.9%	Game: 38.5%
F Throw %	1st: 3-11 27.3%	2nd: 12-17 70.6%	Game: 50.0%

## **Score by Periods**

	1st	2nd	OT	OT2	Total
USF	28	33	8	6	75
No. 23 BYU	23	38	8	8	77

Points in the paint-USF 28, BYU 26. Points off turnovers-USF 11, BYU 20.  
2nd chance points-USF 9, BYU 14. Fast break points-USF 2, BYU 4.  
Bench points-USF 26, BYU 10. Score tied-15 times.  
Lead changed-9 times. Attendance: 1100  
Last FG-USF 02-00:59, BYU 02-00:01.  
Largest lead-USF by 10 2nd-16:19, BYU by 4 1st-10:55.  
Technical fouls-USF-GILCHRIST, Augustus. No. 23 BYU-None.

## **FAU 50, USF 42**

Dec. 4, 2010 FAU Arena

USF											
Player	fg-a	3-a	ft-a	o-d-tot	pf	tp	a	to	blk	s	min
CRATER	0-4	0-2	0-0	0-1-1	3	0	1	2	0	1	34
BURWELL	1-4	0-2	0-0	1-0-1	1	2	0	1	0	1	11
GILCHRIST	2-7	0-1	1-2	2-5-7	3	5	1	2	0	1	25
FAMOUS	3-6	0-0	3-5	2-2-4	0	9	1	1	0	1	20
ROBERTSON	0-4	0-1	0-0	0-3-3	2	0	2	1	0	1	27
ANDERSON Jr	3-5	0-0	1-1	1-3-4	5	7	2	1	0	0	24
POLAND	2-9	1-5	0-0	1-0-1	4	5	0	1	0	2	20
HAYNES	3-5	0-2	0-0	1-1-2	2	6	1	2	0	1	17
NORIEGA	0-2	0-2	0-0	0-0-0	0	0	0	0	0	0	11
FITZPATRICK	2-4	0-1	4-4	1-1-2	0	8	0	0	0	0	11
TEAM				2-2-4							
Totals	16-50	1-16	9-12	11-18-29	20	42	8	11	0	8	200

TOTAL FG%	1st: 6-21 28.6%	2nd: 10-29 34.5%	Game: 32.0%
3-Pt. FG%	1st: 0-7 0.0%	2nd: 1-9 11.1%	Game: 6.3%
F Throw %	1st: 6-8 75.0%	2nd: 3-4 75.0%	Game: 75.0%

## **FAU**

Player	fg-a	3-a	ft-a	o-d-tot	pf	tp	a	to	blk	s	min
Gantt	3-10	0-3	1-1	3-3-6	3	7	0	3	0	2	31
Royster	1-2	0-0	1-2	1-1-2	3	3	0	2	3	0	23
White	5-8	1-2	0-0	1-5-6	4	11	1	2	0	1	31
Tucker	6-9	0-0	7-7	1-4-5	3	19	3	4	0	2	30
Mavin	0-2	0-0	0-0	0-0-0	0	0	0	0	0	0	12
Richardson	1-4	1-3	0-0	1-1-2	0	3	1	0	0	0	18
Taylor	0-3	0-1	0-3	0-5-5	0	0	2	3	0	0	24
McCoy	2-4	0-0	0-0	2-2-4	2	4	0	2	0	0	21
Bertone	1-3	0-0	1-1	0-0-0	0	3	0	0	1	0	6
Simpson	0-0	0-0	0-0	0-0-0	0	0	0	0	0	1	0
Davis	0-0	0-0	0-0	0-1-1	0	0	0	0	0	0	5
TEAM				1-3-4							
Totals	19-45	2-9	10-14	10-25-35	15	50	7	16	4	6	200

TOTAL FG%	1st: 10-22 45.5%	2nd: 9-23 39.1%	Game: 42.2%
3-Pt. FG%	1st: 2-7 28.6%	2nd: 0-2 0.0%	Game: 22.2%
F Throw %	1st: 2-3 66.7%	2nd: 8-11 72.7%	Game: 71.4%

## **Score by Periods**

	1st	2nd	Total
USF	18	24	42
Florida Atlantic	24	26	50

Technical fouls-USF-GILCHRIST, Augustus.  
Points in the paint-USF 24, FAU 24. Points off turnovers-USF 12, FAU 11.  
2nd chance points-USF 13, FAU 12. Fast break points-USF 4, FAU 6.  
Bench points-USF 26, FAU 10. Score tied-1 time.  
Lead changed-1 time. Attendance: 1593  
Last FG-USF 2nd-03:13, FAU 2nd-01:43.  
Largest lead-USF by 2 1st-19:23, FAU by 9 1st-13:41.

# **USF 61, TEXAS TECH 61 - SOUTH PADRE INVITE** Nov. 27, 2010 South Padre, Texas

Texas Tech											
Player	fg-a	3-a	ft-a	o-d-tot	pf	tp	a	to	blks	mins	
Reese	3-5	0-0	2-2	0-4-4	5	8	1	2	2	5	24
Lewandowski	3-7	0-0	2-2	4-5	4	8	1	1	1	0	36
Singletary	4-11	0-3	3-3	1-3-4	4	11	0	3	0	0	29
Roberson	5-16	2-7	4-7	0-4-4	1	16	4	3	0	4	40
Tairu	1-8	1-5	4-4	1-1-2	3	7	1	0	0	4	29
Davis	0-1	0-0	0-0	2-2-4	1	0	4	1	0	1	18
Willis	1-2	1-2	0-0	0-0-0	3	3	1	1	0	0	9
Crockett	3-7	0-1	2-2	1-2-3	2	8	0	2	0	0	15
TEAM				0-2-2							
Totals	20-57	4-18	17-20	9-23-32	23	61	12	13	3	14	200

TOTAL FG%	1st: 8-23 34.8%	2nd: 12-34 35.3%	Game: 35.1%
3-Pt. FG%	1st: 3-9 33.3%	2nd: 1-9 11.1%	Game: 22.2%
F Throw %	1st: 4-5 80.0%	2nd: 13-15 86.7%	Game: 85.0%

## **USF**

Player	fg-a	3-a	ft-a	o-d-tot	pf	tp	a	to	blks	mins	
GILCHRIST	3-6	0-1	4-10	2-7-9	1	10	0	2	1	0	29
FAMOUS	4-6	0-0	2-2	1-2-3	3	10	0	0	0	0	16
POLAND	4-8	0-3	4-5	0-3-3	4	12	4	1	3	28	
BURWELL	0-4	0-3	1-2	0-0-0	5	1	2	2	1	0	21
ROBERTSON	0-6	0-3	2-4	0-8-8	3	2	3	2	0	0	28
ANDERSON Jr	5-6	0-0	6-6	1-5-6	2	16	2	1	0	1	27
DORITY	0-2	0-1	0-0	1-2-3	0	0	0	3	0	1	14
HAYNES	0-0	0-0	0-0	0-1-1	2	0	1	3	0	1	8
NORIEGA	3-5	3-5	4-4	0-1-1	1	13	0	1	0	0	21
FITZPATRICK	0-1	0-0	0-0	0-0-0	0	0	0	1	0	0	8
TEAM				3-0-3	3						
Totals	19-44	3-16	23-33	8-29-37	21	64	12	19	3	6	200

TOTAL FG%	1st: 6-19 31.6%	2nd: 13-25 52.0%	Game: 43.2%
3-Pt. FG%	1st: 1-10 10.0%	2nd: 2-6 33.3%	Game: 18.8%
F Throw %	1st: 6-8 75.0%	2nd: 17-25 68.0%	Game: 69.7%

## **Score by Periods**

	1st	2nd	Total
Texas Tech	23	38	61
USF	19	45	64

Points in the paint-TTU 20, USF 24. Points off turnovers-TTU 19, USF 10.  
2nd chance points-TTU 10, USF 5. Fast break points-TTU 8, USF 2.  
Bench points-TTU 11, USF 29. Score tied-6 times.  
Lead changed-7 times. Attendance: 500  
Last FG-TTU 2nd-05:47, USF 2nd-02:04.  
Largest lead-TTU by 10 1st-05:21, USF by 3 2nd-13:54.

## **KENT STATE 56, USF 51**

Dec. 12, 2010 MAC Center

USF 5-5											
Player	fg-a	3-a	ft-a	o-d-tot	pf	tp	a	to	blk	s	min
ANDERSON Jr.	4-11	0-0	2-2	4-3-7	2	10	1	3	0	2	38
FITZPATRICK	2-8	2-3	0-2	4-7-11	3	6	0	5	2	1	31
POLAND	7-16	1-6	0-0	4-1-5	5	15	3	2	1	3	33
CRATER	2-5	1-3	2-2	1-1-2	3	7	4	0	2	34	
ROBERTSON	3-9	1-3	2-2	1-5-6	1	9	1	0	0	0	32
HAYNES	0-2	0-1	0-0	0-0-0	1	0	0	1	0	0	7
NORIEGA	0-2	0-2	0-0	0-0-0	0	0	0	2	0	1	4
BURWELL	2-6	0-3	0-0	1-2-3	2	4	0	1	0	0	21
TEAM				3-4-7							
Totals	20-59	5-21	6-8	18-23-41	17	51	9	19	3	9	200

TOTAL FG%	1st: 10-31 32.3%	2nd: 10-28 35.7%	Game: 33.9%
3-Pt. FG%	1st: 2-12 16.7%	2nd: 3-9 33.3%	Game: 23.8%
F Throw %	1st: 2-2 100%	2nd: 4-6 66.7%	Game: 75.0%

## **Kent State 8-3**

Player	fg-a	3-a	ft-a	o-d-tot	pf	tp	a	to	blk	s	min
NEALY	0-0	0-0	0-0	0-1-1	0	0	0	0	0	0	3
MANNIS	0-1	0-0	0-0	0-1-1	2	0	0	0	0	0	8
HOLT	2-6	1-4	0-1	0-1-1	1	5	2	2	1	0	23
GUYTON	5-13	1-7	2-2	1-3-4	0	13	3	1	0	1	33
SHERMAN	2-7	0-1	2-4	4-1-5	1	6	2	2	0	3	31
GAINES	0-2	0-0	0-0	1-3-4	1	0	0	2	0	0	14
PORRINI	5-8	1-2	5-6	4-1-5	4	16	3	3	0	2	34
HENNINGER	0-0	0-0	0-0	0-0-0	1	0	0	0	0	0	0
JOHNSON	0-2	0-0	1-4	0-1-1	1	1	1	0	0	1	12
GREENE	6-15	0-0	3-5	5-9-14	2	15	2	4	3	3	37
TEAM				2-1-3							
Totals	20-54	3-14	13-22	17-22-39	13	56	13	14	4	10	200

JAMES MADISON 66, USF 61												
Dec. 18, 2010 Sun Dome (Tampa, Fla.)												
James Madison, 8-3												
Player	fg-a	3-a	ft-a	o-d-tot	pf	tp	a	to	blk	s	min	
Bowles	9-18	0-0	6-8	2-5-7	3	24	1	0	0	0	39	
Goins	2-6	0-0	1-2	4-7-11	3	5	0	0	0	0	19	
Wells	3-10	1-5	1-2	1-2-3	4	8	2	1	1	2	40	
Hitchens	3-7	2-5	0-0	0-3-3	2	8	2	2	0	1	37	
Moore	2-5	1-2	9-13	0-2-2	2	14	2	1	1	3	38	
Diouf	0-1	0-1	0-0	1-0-1	0	0	0	0	0	0	2	
Semenov	3-5	1-2	0-1	2-0-2	3	7	1	0	0	0	19	
Jackson	0-0	0-0	0-0	0-3-3	0	0	1	0	0	0	6	
TEAM				1-1-2								
Totals	22-52	5-15	17-26	11-23-34	17	66	9	6	2	6	200	
TOTAL FG%	1st: 11-32 34.4%			2nd: 11-20 55.0%							Game: 42.3%	
3-Pt. FG%	1st: 3-10 30.0%			2nd: 2-5 40.0%							Game: 33.3%	
F Throw %	1st: 5-7 71.4%			2nd: 12-19 63.2%							Game: 65.4%	

USF 6-6												
Player	fg-a	3-a	ft-a	o-d-tot	pf	tp	a	to	blk	s	min	
ANDERSON Jr	1-6	0-0	1-4	6-3-9	5	3	4	2	0	0	29	
FAMOUS	5-12	0-0	1-1	5-5-10	5	11	0	2	2	0	28	
ROBERTSON	6-10	4-6	3-5	3-8-11	3	19	4	1	1	1	38	
POLAND	7-18	3-9	2-2	1-2-3	1	19	2	2	1	3	35	
CRATER	2-6	2-5	1-2	1-4-5	2	7	2	3	0	1	37	
HAYNES	0-1	0-1	0-0	0-0-0	0	0	0	1	0	0	3	
NORIEGA	0-0	0-0	2-2	0-0-0	1	2	0	0	0	0	9	
BURWELL	0-1	0-1	0-0	0-0-0	1	0	0	0	0	0	5	
FITZPATRICK	0-2	0-1	0-0	1-2-3	5	0	0	2	0	0	16	
TEAM				0-2-2							1	
Totals	21-56	9-23	10-16	17-26-43	23	61	12	14	4	5	200	
TOTAL FG%	1st: 13-27 48.1%			2nd: 8-29 27.6%							Game: 37.5%	
3-Pt. FG%	1st: 3-10 30.0%			2nd: 6-13 46.2%							Game: 39.1%	
F Throw %	1st: 5-7 71.4%			2nd: 5-9 55.6%							Game: 62.5%	

Score by Periods	1st	2nd	Total
James Madison	30	36	66
USF	34	27	61

Points in the paint-JMU 26,USF 18. Points off turnovers-JMU 16,USF 7.  
2nd chance points-JMU 8,USF 12. Fast break points-JMU 0,USF 0.  
Bench points-JMU 7,USF 2. Score tied-7 times.  
Lead changed-7 times. Attendance: 2850  
Last FG-JMU 2nd-01:14, USF 2nd-00:58.  
Largest lead-JMU by 5 2nd-00:14, USF by 14 1st-15:51.

NO. 4 UCONN 66, USF 61 (OT)												
Dec. 31, 2010 XL Center (Hartford, Conn.)												
USF (6-9, 0-2)												
Player	fg-a	3-a	ft-a	o-d-tot	pf	tp	a	to	blk	s	min	
GILCHRIST	7-14	0-0	7-11	2-6-8	4	21	1	5	1	1	38	
FAMOUS	2-5	0-0	2-5	3-3-6	4	6	1	1	0	0	20	
POLAND	1-13	0-6	0-0	3-3-6	3	2	0	2	0	2	42	
BURWELL	0-0	0-0	0-0	0-0-0	1	0	0	0	0	0	9	
ROBERTSON	5-9	1-4	0-0	1-2-3	1	11	0	0	0	0	40	
ANDERSON Jr	2-4	0-1	1-1	0-2-2	5	5	1	1	1	1	22	
DORITY	0-0	0-0	0-0	0-0-0	1	0	0	1	0	0	1	
CRATER	5-7	4-5	0-0	0-3-3	2	14	4	3	0	1	40	
HAYNES	0-0	0-0	0-0	0-0-0	1	0	0	1	0	0	2	
NORIEGA	0-0	0-0	0-0	0-0-0	0	0	0	0	0	0	2	
FITZPATRICK	1-3	0-0	0-1	1-1-2	2	2	1	2	0	0	11	
TEAM				4-6-10								
Totals	23-55	5-16	10-18	14-26-40	24	61	8	16	2	6	227	
TOTAL FG%	1st: 11-27 40.7%			2nd: 11-22 50.0%							Game: 41.8%	
3-Pt. FG%	1st: 3-7 42.9%			2nd: 1-5 20.0%							Game: 31.3%	
F Throw %	1st: 3-5 60.0%			2nd: 7-13 53.8%							Game: 55.6%	

UConn (11-1, 1-1)												
Player	fg-a	3-a	ft-a	o-d-tot	pf	tp	a	to	blk	s	min	
SMITH	1-8	0-3	2-2	3-2-5	0	4	1	0	2	0	39	
ORIAKHI	6-9	0-0	3-4	1-2-3	3	15	0	0	0	0	16	
OKWANDU	1-2	0-0	0-0	1-0-1	4	2	0	1	0	0	41	
LAMB	1-6	0-2	2-2	1-1-2	2	4	1	2	1	1	20	
WALKER	7-18	1-5	9-11	1-7-8	0	24	4	2	0	2	43	
COMBS-MCDANIEL	1-2	0-0	4-4	1-1-2	0	6	1	0	0	0	13	
GILFFEY	0-2	0-1	0-0	1-2-3	2	0	0	0	0	0	6	
OLANDER	1-3	0-1	0-0	0-2-2	5	2	0	1	0	0	15	
NAPIER	3-6	1-2	2-3	3-3-6	2	9	2	3	0	2	32	
TEAM				1-2-3								
Totals	21-56	2-14	22-26	13-22-35	18	66	9	9	5	5	225	
TOTAL FG%	1st: 9-23 39.1%			2nd: 10-25 40.0%							Game: 37.5%	
3-Pt. FG%	1st: 1-6 16.7%			2nd: 1-6 16.7%							Game: 14.3%	
F Throw %	1st: 9-10 90.0%			2nd: 9-12 75.0%							Game: 84.6%	

Score by Periods	1st	2nd	OT	Total
USF	28	30	3	61
UConn	28	30	8	66

Pts in the paint-USF 26,UConn 26. Pts off turnovers-USF 13,UConn 21.  
2nd chance pts-USF 10,UConn 14. Fast break points-USF 4,UConn 8.  
Bench points-USF 21,UConn 17. Score tied-6 times.  
Lead changed-4 times. Attendance: 12,599  
Last FG-USF OT-00:00, UConn OT-01:24.  
Largest lead-USF by 9 2nd-10:49, UConn by 8 1st-17:15.

CLEVELAND STATE 69, USF 62												
Dec. 22, 2010 Wolstein Center (Cleveland, Ohio)												
USF 6-7												
Player	fg-a	3-a	ft-a	o-d-tot	pf	tp	a	to	blk	s	min	
ANDERSON Jr	3-7	0-0	1-2	4-9-13	2	7	3	3	4	0	20	
FAMOUS	9-14	0-0	4-4	5-6-11	1	22	0	2	0	1	31	
POLAND	1-7	0-3	3-4	0-6-6	4	5	3	1	2	0	38	
CRATER	0-0	0-0	1-2	0-3-3	2	1	3	0	0	0	28	
ROBERTSON	5-10	1-3	0-1	2-2-4	2	11	1	5	2	1	38	
DORITY	0-0	0-0	0-0	0-1-1	0	0	0	1	0	0	3	
HAYNES	0-0	0-0	0-0	0-1-1	0	0	0	0	0	0	3	
NORIEGA	1-3	1-3	0-0	0-0-0	2	3	0	2	0	0	8	
BURWELL	0-1	0-0	0-0	0-0-0	1	0	0	1	0	0	4	
GILCHRIST	5-8	0-0	2-2	1-3-4	2	12	2	6	1	0	19	
FITZPATRICK	0-0	0-0	1-2	1-3-4	0	1	1	0	1	1	8	
TEAM				1-1-2								
Totals	24-50	2-9	12-17	14-35-49	16	62	13	24	10	3	200	
TOTAL FG%	1st: 10-26 38.5%			2nd: 14-24 58.3%							Game: 48.0%	
3-Pt. FG%	1st: 0-2 0.0%			2nd: 2-7 28.6%							Game: 22.2%	
F Throw %	1st: 6-9 66.7%			2nd: 6-8 75.0%							Game: 70.6%	

Cleveland State 13-1												
Player	fg-a	3-a	ft-a	o-d-tot	pf	tp	a	to	blk	s	min	
KAMCZYC	1-3	1-3	0-0	0-2-2	3	3	1	1	0	1	19	
POGUE	2-8	0-0	1-4	4-4-8	3	5	2	2	1	4	30	
HARMON	2-12	0-5	0-0	2-0-2	1	4	1	0	0	4	36	
MONTGOMERY	8-17	3-8	2-3	0-1-1	0	21	2	0	0	1	36	
COLE	11-21	2-6	3-3	1-2-3	2	27	3	0	0	1	30	
WOODS	0-2	0-0	0-0	0-0-0	0	0	1	0	1	0	8	
MCCOY	0-1	0-1	0-1	0-0-0	1	0	0	0	0	1	12	
NDAYE	3-4	0-0	1-2	4-3-7	3	7	0	1	2	1	19	
LATAS	1-1	0-0	0-0	0-1-1	3	2	0	0	0	1	10	
TEAM				2-0-2								
Totals	28-69	6-23	7-13	11-15-26	16	69	10	4	4	14	200	
TOTAL FG%	1st: 11-34 32.4%			2nd: 17-35 48.6%							Game: 40.6%	
3-Pt. FG%	1st: 1-9 11.1%			2nd: 5-14 35.7%							Game: 26.1%	
F Throw %	1st: 1-6 16.7%			2nd: 6-7 85.7%							Game: 53.8%	

Score by Periods	1st	2nd	Total
USF	26	36	62
Cleveland State	24	45	69

Points in the paint-USF 34,CSU 40. Points off turnovers-USF 2,CSU 22.  
2nd chance points-USF 15,CSU 11. Fast break points-USF 2,CSU 11.  
Bench points-USF 16,CSU 9. Score tied-11 times.  
Lead changed-4 times. Attendance: 4711  
Last FG-USF 2nd-00:10, CSU 2nd-02:12.  
Largest lead-USF by 7 1st-05:29, CSU by 10 2nd-04:27.

NO. 7 VILLANOVA 83, USF 71												
Jan. 6, 2010			Sun Dome (Tampa, Fla.)									
Villanova 13-1 (2-0)												
Player	fg-a	3-a	ft-a	o-d-tot	pf	tp	a	to	blk	s	min	
PENA	5-8	0-0	1-6	3-4-7	4	11	3	1	0	1	33	
YAROU	0-4	0-0	0-0	0-1-1	2	0	0	0	2	0	18	
WAYNS	3-6	0-0	10-12	1-3-4	3	16	9	4	0	1	35	
FISHER	6-14	0-3	0-0	1-1-2	2	12	6	1	0	5	33	
STOKES	6-8	5-5	5-5	1-4-5	3	22	3	0	0	0	20	
CHEEK	6-6	4-4	1-2	0-2-2	4	17	0	2	0	2	22	
SUTTON	1-1	0-0	1-2	0-0-0	2	3	0	1	0	0	10	
BELL	0-0	0-0	0-0	0-0-0	1	0	0	0	0	0	0	
ARMWOOD	1-1	0-0	0-0	0-0-0	1	2	0	0	0	2	10	
TEAM	1-5-6											
Totals	28-48	9-12	18-27	7-20-27	22	83	21	9	2	11	200	
TOTAL FG%	1st: 13-24 54.2%			2nd: 15-24 62.5%			Game: 58.3%					
3-Pt. FG%	1st: 3-4 75.0%			2nd: 6-8 75.0%			Game: 75.0%					
F Throw %	1st: 6-10 60.0%			2nd: 12-17 70.6%			Game: 66.7%					

**NO. 25 CINCINNATI 74, USF 66**  
Jan. 12, 2011 Fifth Third Arena (Cincinnati, Ohio)

USF 6-12, 0-5												
Player	fg-a	3-a	ft-a	o-d-tot	pf	tp	a	to	blks	min		
GILCHRIST	3-11	0-2	5-6	3-4-7	3	11	4	4	0	0	30	
FAMOUS	3-6	0-0	3-4	0-5-5	4	9	0	2	0	1	21	
CRATER	2-3	1-1	2-2	0-0-0	3	7	3	4	0	1	36	
NORIEGA	2-6	2-5	2-2	1-2-3	1	8	0	1	0	0	23	
ROBERTSON	2-7	0-2	0-0	3-3-6	3	4	1	1	0	1	26	
ANDERSON Jr	3-4	0-0	7-8	1-6-7	3	13	0	1	1	1	20	
DORITY	1-2	0-0	0-0	0-0-0	1	2	0	1	0	0	14	
POLAND	5-7	0-1	0-0	0-1-1	5	10	0	2	1	1	19	
BURWELL	0-0	0-0	0-0	0-0-0	0	0	0	0	0	0	3	
FITZPATRICK	0-0	0-0	2-2	0-0-1	1	2	0	2	1	0	8	
TEAM				0-2-2								
Totals	21-46	3-11	21-24	8-24-32	24	66	8	18	3	5	200	

TOTAL FG% 1st: 12-25 48.0% 2nd: 9-21 42.9% Game: 45.7%  
3-Pt. FG% 1st: 1-7 14.3% 2nd: 2-4 50.0% Game: 27.3%  
F Throw % 1st: 7-8 87.5% 2nd: 14-16 87.5% Game: 87.5%

Cincinnati 16-1, 3-1												
Player	fg-a	3-a	ft-a	o-d-tot	pf	tp	a	to	blks	min		
BISHOP	2-5	0-2	0-0	1-2-3	3	4	2	1	0	0	18	
THOMAS	0-1	0-1	0-0	0-2-2	5	0	0	0	0	0	12	
GATES	3-6	0-0	3-6	0-3-3	2	9	0	1	0	3	30	
WRIGHT	1-7	1-4	8-10	0-3-3	4	11	5	1	0	0	30	
DIXON	4-8	1-4	2-4	1-5-6	0	11	0	1	0	0	28	
JACKSON	1-1	0-0	1-2	0-0-0	1	3	1	2	1	2	10	
DAVIS	1-3	1-2	0-0	1-1-2	0	3	2	1	0	1	18	
WILKS	2-6	0-2	8-8	2-0-2	4	12	1	0	0	4	23	
KILPATRICK	6-10	4-5	2-3	1-2-3	0	18	3	0	0	0	23	
McCLAIN	1-1	0-0	0-0	0-0-0	0	2	0	0	0	0	5	
PARKER	0-0	0-0	1-2	0-0-0	1	0	0	0	0	0	3	
TEAM				1-0-1								
Totals	21-48	7-20	25-35	7-18-25	19	74	14	8	1	10	200	

TOTAL FG% 1st: 13-27 48.1% 2nd: 8-21 38.1% Game: 43.8%  
3-Pt. FG% 1st: 4-12 33.3% 2nd: 3-8 37.5% Game: 35.0%  
F Throw % 1st: 7-11 63.6% 2nd: 18-24 75.0% Game: 71.4%

Technical fouls: USF-None. Cincinnati-BISHOP, Rashad.

Score by Periods	1st	2nd	Total
USF	32	34	66
Cincinnati	37	37	74

Points in the paint-USF 26, CIN 22. Points off turnovers-USF 13, CIN 16.  
2nd chance points-USF 8, CIN 7. Fast break points-USF 8, CIN 10.  
Bench points-USF 27, CIN 39. Score tied-2 times.  
Lead changed-8 times. Attendance: 6201  
Last FG-USF 2nd-00:35, CIN 2nd-04:00.  
Largest lead-USF by 6 1st-06:50, CIN by 11 2nd-12:16.

**WEST VIRGINIA 56, USF 46**  
Jan. 23, 2011 WVU Coliseum (Morgantown, W.Va.)

USF 7-14 (11-7)												
Player	fg-a	3-a	ft-a	o-d-tot	pf	tp	a	to	blks	min		
ANDERSON Jr	3-6	0-0	0-1	5-5-10	2	6	0	1	1	1	23	
GILCHRIST	6-12	0-0	8-11	3-7-10	1	20	0	6	1	0	33	
POLAND	3-10	1-5	2-2	0-2-2	3	9	1	3	0	0	31	
CRATER	1-6	0-3	0-0	0-1-1	0	2	0	0	0	0	34	
ROBERTSON	1-8	0-2	2-2	1-5-6	3	4	3	3	0	0	35	
DORITY	0-0	0-0	0-0	0-1-1	3	0	0	0	0	0	6	
NORIEGA	0-3	0-3	1-2	0-0-0	0	1	0	0	0	1	6	
BURWELL	0-1	0-0	0-0	0-2-2	2	0	0	1	0	0	8	
FAMOUS	1-4	0-0	0-0	1-2-3	4	2	0	1	0	0	11	
FITZPATRICK	1-1	0-0	0-0	1-2-3	1	2	0	1	0	0	13	
TEAM				3-0-3								
Totals	16-51	1-13	13-18	14-27-41	19	46	6	16	2	2	200	

TOTAL FG% 1st: 7-28 25.0% 2nd: 9-23 39.1% Game: 31.4%  
3-Pt. FG% 1st: 0-6 0.0% 2nd: 1-7 14.3% Game: 7.7%  
F Throw % 1st: 2-3 66.7% 2nd: 11-15 73.3% Game: 72.2%

West Virginia 13-5 (4-2)												
Player	fg-a	3-a	ft-a	o-d-tot	pf	tp	a	to	blks	min		
THOROUGHMAN	0-1	0-0	0-0	1-3-4	4	0	4	0	1	1	23	
JONES	6-15	0-1	1-2	3-2-5	3	13	0	1	0	0	29	
FLOWERS	5-12	1-2	2-3	4-3-7	3	13	2	1	3	3	40	
MITCHELL	6-19	1-5	0-0	7-7-14	1	13	0	0	0	0	33	
BRYANT	2-9	0-3	2-2	0-0-0	1	6	4	1	0	1	30	
WEST	0-0	0-0	0-0	0-0-0	0	0	0	0	0	0	1	
KILICLI	3-8	0-0	2-5	2-6-8	2	8	1	2	1	0	27	
MAZZULLA	0-0	0-0	3-4	0-0-0	2	3	1	1	0	1	13	
PEPPER	0-2	0-0	0-0	0-0-0	0	0	0	0	0	0	4	
TEAM				4-3-7								
Totals	22-66	2-11	10-16	21-24-45	16	56	12	6	5	6	200	

TOTAL FG% 1st: 13-35 37.1% 2nd: 9-31 29.0% Game: 33.3%  
3-Pt. FG% 1st: 1-7 14.3% 2nd: 1-4 25.0% Game: 18.2%  
F Throw % 1st: 0-0 0.0% 2nd: 10-16 62.5% Game: 62.5%

Score by Periods	1st	2nd	Total
USF	16	30	46
West Virginia	27	29	56

Points in the paint-USF 20, WVU 26. Points off turnovers-USF 0, WVU 12.  
2nd chance points-USF 12, WVU 15. Fast break points-USF 0, WVU 2.  
Bench points-USF 5, WVU 11. Score tied-5 times.  
Lead changed-1 time. Attendance: 10744  
Last FG-USF 2nd-00:22, WVU 2nd-01:28.  
Largest lead-USF by 2 1st-19:44, WVU by 16 2nd-15:32.

**USF 79, PROVIDENCE 72**  
Jan. 16, 2011 Sun Dome (Tampa, Fla.)

Providence 11-8 (0-6)												
Player	fg-a	3-a	ft-a	o-d-tot	pf	tp	a	to	blks	min		
BROOKS	11-24	0-3	6-8	2-1-3	4	28	3	4	2	3	40	
BATTS	7-13	2-2	3-7	6-5-11	3	19	1	2	0	1	32	
DIXON	4-6	0-0	0-1	0-2-2	3	8	1	0	1	0	20	
COLEMAN	3-7	0-0	1-3	0-3-3	1	7	5	1	0	0	30	
COUNCIL	1-8	0-4	0-0	2-5-7	4	2	8	4	0	1	36	
MONDY	2-5	1-4	0-0	1-2-3	3	5	1	0	0	0	29	
EVANS	1-2	1-2	0-0	0-2-2	0	3	0	0	0	0	5	
GIPLAYE	0-1	0-0	0-0	0-0-0	2	0	0	0	2	0	2	
HALL	0-0	0-0	0-0	2-2-4	0	0	0	0	0	0	6	
TEAM				4-0-4								
Totals	29-66	4-15	10-19	17-22-39	20	72	19	11	5	5	200	

TOTAL FG% 1st: 19-33 57.6% 2nd: 10-33 30.3% Game: 43.9%  
3-Pt. FG% 1st: 1-5 20.0% 2nd: 3-10 30.0% Game: 26.7%  
F Throw % 1st: 2-4 50.0% 2nd: 8-15 53.3% Game: 52.6%

USF 7-12 (1-5)												
Player	fg-a	3-a	ft-a	o-d-tot	pf	tp	a	to	blks	min		
ANDERSON Jr	3-5	0-0	2-2	0-6-6	1	8	0	2	0	0	21	
FAMOUS	7-13	0-0	1-2	7-7-14	2	15	1	0	0	1	24	
ROBERTSON	6-14	2-3	3-3	5-2-7	4	17	4	2	0	1	32	
POLAND	2-11	1-3	8-8	2-2-4	2	13	3	1	0	1	35	
CRATER	1-4	0-1	1-2	0-3-3	3	3	6	2	0	1	39	
DORITY	0-0	0-0	0-0	0-0-0	0	0	0	0	0	0	1	
NORIEGA	1-3	1-3	0-0	0-0-0	1	3	2	0	0	0	12	
BURWELL	0-0	0-0	0-0	0-0-0	0	0	0	0	0	0	0+	
GILCHRIST	4-8	0-0	2-4	4-3-7	3	10	3	2	1	0	20	
FITZPATRICK	4-9	0-2	2-2	2-2-4	3	10	0	1	1	1	16	
TEAM												
Totals	28-67	4-12	19-23	20-25-45	19	79	19	12	3	4	200	

TOTAL FG% 1st: 10-33 30.3% 2nd: 18-34 52.9% Game: 41.8%  
3-Pt. FG% 1st: 3-6 50.0% 2nd: 1-6 16.7% Game: 33.3%  
F Throw % 1st: 6-6 100% 2nd: 13-17 76.5% Game: 82.6%

Score by Periods	1st	2nd	Total
Providence	41	31	72
USF	29	50	79

Points in the paint-PC 42, USF 40. Points off turnovers-PC 14, USF 14.  
2nd chance points-PC 18, USF 18. Fast break points-PC 6, USF 4.  
Bench points-PC 8, USF 23. Score tied-4 times.  
Lead changed-5 times. Attendance: 3526  
Last FG-PC 2nd-00:06, USF 2nd-00:00.  
Largest lead-PC by 17 1st-01:42, USF by 8 2nd-00:19.

**USF 71, DEPAUL 60**  
Jan. 27, 2011 Sun Dome (Tampa, Fla.)

DePaul 6-14, 0-8												
Player	fg-a	3-a	ft-a	o-d-tot	pf	tp	a	to	blks	min		
MELVIN	7-16	0-0	3-3	2-2-4	3	17	3	0	4	3	38	
FABER	7-8	0-0	2-2	2-4-6	3	16	1	3	0	0	31	
KELLY	2-4	1-2	0-0	0-1-1	3	5	5	2	0	4	25	
YOUNG	4-11	1-5	2-3	0-3-3	0	11	3	4	0	1	32	
DREW	1-5	0-4	0-0	0-5-5	3	2	4	1	0	2	30	
BIZOUKAS	0-1	0-0	0-0	0-2-2	3	0	2	2	0	1	18	
STOVALL	0-1	0-1	0-0	0-0-0	0	0	0	0	0	0	5	
MORGAN	2-2	1-1	0-0	0-0-0	0	5	2	0	0	0	10	
FRELAND	2-4	0-0	0-0	1-0-1	4	4	0	2	0	0	11	
TEAM				0-2-2								
Totals	25-52	3-13	7-8	5-19-24	19	60	20	14	4	11	200	

TOTAL FG% 1st: 10-25 40.0% 2nd: 15-27 55.6% Game: 48.1%  
3-Pt. FG% 1st: 1-7 14.3% 2nd: 2-6 33.3% Game: 23.1%  
F Throw % 1st: 4-5 80.0% 2nd: 3-3 100% Game: 87.5%

USF 8-14, 2-7												
Player	fg-a	3-a	ft-a	o-d-tot	pf	tp	a	to	blks	a	min	
ANDERSON Jr	2-3	0-0	2-4	0-2-2	0	6	1	2	3	0	22	
FAMOUS	2-3	0-0	2-2	2-2-4	0	6	0	2	1	0	17	
ROBERTSON	6-9	2-4	2-2	0-3-3	1	16	1	0	0	0	35	
POLAND	4-7	1-2	2-4	0-2-2	2	11	3	2	0	4	34	
CRATER	2-5	0-2	2-2	0-4-4	1	6	7	3	0	2	35	
DORITY	0-1	0-1	0-0	0-1-1	1	0	0	1	0	0		
NOREGA	2-2	2-2	0-0	0-0-0	2	6	0	0	1	1	12	
GILCHRIST	2-11	0-0	5-5	4-6-10	1	9	2	3	0	1	27	
FITZPATRICK	4-8	1-1	2-2	3-2-5	0	11	1	0	1	1	19	
TEAM												
Totals	24-49	6-12	17-21	9-22-31	8	71	15	13	6	9	200	



**SYRACUSE 72, USF 49**  
Feb. 5, 2011 Sun Dome (Tampa, Fla.)

Syracuse 20-4, 7-4												
Player	fg-a	3-a	ft-a	o-d-tot	pf	tp	a	to	blks	min		
JACKSON	8-13	0-0	5-8	6-6-12	1	21	4	1	1	1	38	
JOSEPH	4-8	1-3	5-5	1-6-7	4	14	2	1	0	3	33	
MELO	2-3	0-0	0-0	1-2-3	1	4	0	1	1	0	12	
JARDINE	2-7	1-4	0-0	1-1-2	0	5	8	3	0	2	34	
TRICHE	3-10	0-4	2-2	1-0-1	2	8	1	0	0	0	25	
RESAVY	0-0	0-0	0-0	0-1-1	0	0	0	0	0	1	2	
WAITERS	3-8	2-3	2-2	0-2-2	0	10	0	1	0	1	19	
FAIR	3-5	0-0	1-2	2-7-9	1	7	1	1	3	0	27	
KEITA	0-1	0-0	0-0	1-2-3	3	0	0	0	0	0	6	
JONES	0-1	0-1	0-0	0-0-0	1	0	0	0	0	0	1	
REESE	0-0	0-0	0-0	0-0-0	0	0	0	0	0	0	1	
TOMASZEWSKI	0-0	0-0	1-2	0-0-0	0	1	0	0	0	0	1	
SOUTHERLAND	0-0	0-0	2-2	0-0-0	0	2	0	0	0	0	1	
TEAM				0-1-1								
Totals	25-56	4-15	18-23	13-28-41	13	72	16	8	5	8	200	
TOTAL FG%	1st: 12-31 38.7%			2nd: 13-25 52.0%							Game: 44.6%	
3-Pt. FG%	1st: 3-9 33.3%			2nd: 1-6 16.7%							Game: 26.7%	
F Throw %	1st: 10-14 71.4%			2nd: 8-9 88.9%							Game: 78.3%	

USF 8-16, 2-9												
Player	fg-a	3-a	ft-a	o-d-tot	pf	tp	a	to	blks	min		
GILCHRIST	2-10	0-1	0-0	2-3-5	2	4	0	1	1	0	27	
FITZPATRICK	4-6	0-1	2-5	0-6-6	3	10	0	1	3	3	26	
ROBERTSON	2-6	0-2	4-6	1-2-3	2	8	2	1	0	2	34	
POLAND	3-10	1-5	1-2	0-1-1	5	8	1	1	1	1	24	
CRATER	1-5	1-4	0-0	0-0-0	0	3	5	4	0	1	32	
ANDERSON Jr.	0-1	0-0	0-0	1-0-1	2	0	0	1	0	0	13	
DORITY	0-0	0-0	0-0	0-0-0	0	0	0	0	0	0	2	
HAYNES	1-1	0-0	0-0	0-0-0	1	2	0	1	0	0	4	
NORIEGA	0-1	0-1	0-0	1-0-1	1	0	0	1	0	0	9	
BURWELL	0-1	0-1	0-0	0-1-1	0	0	1	1	0	0	4	
FAMOUS	5-10	0-0	4-4	2-6-8	2	14	1	1	0	0	25	
TEAM				1-0-1								
Totals	18-51	2-15	11-17	8-19-27	18	49	10	12	6	7	200	
TOTAL FG%	1st: 10-28 35.7%			2nd: 8-23 34.8%							Game: 35.3%	
3-Pt. FG%	1st: 1-8 12.5%			2nd: 1-7 14.3%							Game: 13.3%	
F Throw %	1st: 7-11 63.6%			2nd: 4-6 66.7%							Game: 64.7%	

Score by Periods				1st	2nd	Total
Syracuse				37	35	72
USF				28	21	49

Points in the paint-SYR 38,USF 20. Points off turnovers-SYR 18,USF 8.  
2nd chance points-SYR 13,USF 6. Fast break points-SYR 10,USF 2.  
Bench points-SYR 20,USF 16. Score tied-3 times.  
Lead changed-4 times. Attendance: 10051  
Last FG-SYR 2nd-02:12,USF 2nd-00:31.  
Largest lead-SYR by 24 2nd-00:35,USF by 2 1st-18:33.

**NO. 4 PITTSBURGH 67, USF 55**  
Feb. 16, 2011 Petersen Events Center (Pittsburgh, Pa.)

USF (8-19, 2-12)												
Player	fg-a	3-a	ft-a	o-d-tot	pf	tp	a	to	blks	min		
ANDERSON Jr.	0-2	0-0	0-0	0-3-3	3	0	0	1	0	0	15	
FITZPATRICK	2-4	0-0	2-2	0-2-2	4	6	0	0	0	0	26	
POLAND	0-3	0-0	0-0	0-0-0	3	0	1	3	1	1	10	
CRATER	2-3	1-2	0-0	0-1-1	1	5	6	2	0	1	37	
ROBERTSON	4-6	1-2	0-1	0-7-7	1	9	2	2	0	1	35	
NORIEGA	4-9	3-7	0-0	0-1-1	1	11	1	1	0	1	23	
BURWELL	1-2	1-2	1-2	1-0-1	1	4	0	1	0	1	13	
GILCHRIST	3-7	0-0	4-5	0-1-1	4	10	2	0	0	0	19	
FAMOUS	4-6	0-0	2-2	1-0-1	3	10	0	2	2	0	22	
TEAM				1-0-1								
Totals	20-42	6-13	9-12	3-15-18	21	55	10	15	3	5	200	
TOTAL FG%	1st: 10-20 50.0%			2nd: 10-22 45.5%							Game: 47.6%	
3-Pt. FG%	1st: 4-8 50.0%			2nd: 2-5 40.0%							Game: 46.2%	
F Throw %	1st: 5-6 83.3%			2nd: 4-6 66.7%							Game: 75.0%	

PITT (24-2, 12-1)												
Player	fg-a	3-a	ft-a	o-d-tot	pf	tp	a	to	blks	min		
BROWN	4-12	1-3	2-2	5-2-7	1	11	4	3	0	0	34	
ROBINSON	5-9	0-0	3-6	4-6-10	3	13	0	2	0	1	21	
McGHEE	4-7	0-0	1-3	3-4-7	3	9	1	0	0	0	29	
WOODALL	3-9	0-4	0-0	0-3-3	0	6	5	1	0	1	34	
WANAMAKER	3-8	1-1	6-6	0-2-2	1	13	5	1	0	2	34	
TAYLOR	1-2	0-0	0-0	1-0-1	3	2	0	2	1	0	10	
PATTERSON	0-0	0-0	2-2	0-1-1	1	2	1	1	0	0	15	
ZANNA	5-6	0-0	1-2	2-0-2	1	11	1	1	0	0	15	
MOORE	0-1	0-0	0-0	0-0-0	1	0	0	1	0	1	5	
RICHARDSON	0-0	0-0	0-0	0-2-2	0	0	0	0	0	0	3	
TEAM				3-2-5								
Totals	25-54	2-8	15-21	18-22-40	14	67	17	12	1	5	200	
TOTAL FG%	1st: 15-26 57.7%			2nd: 10-28 35.7%							Game: 46.3%	
3-Pt. FG%	1st: 1-1 100%			2nd: 1-7 14.3%							Game: 25.0%	
F Throw %	1st: 5-7 71.4%			2nd: 10-14 71.4%							Game: 71.4%	

Score by Periods				1st	2nd	Total
USF				29	26	55
PITT				36	31	67

Points in the paint-USF 16,PITT 36. Points off turnovers-USF 17,PITT 19.  
2nd chance points-USF 5,PITT 18. Fast break points-USF 5,PITT 6.  
Bench points-USF 35,PITT 15. Score tied-5 times.  
Lead changed-3 times. Attendance: 12519  
Last FG-USF 2nd-00:18, PITT 2nd-02:29.  
Largest lead-USF by 4 1st-13:28, PITT by 16 2nd-01:12.

**MARQUETTE 59, USF 58**  
Feb. 9, 2011 Sun Dome (Tampa, Fla.)

Marquette 15-9, 6-5												
Player	fg-a	3-a	ft-a	o-d-tot	pf	tp	a	to	blks	min		
CROWDER	5-6	4-5	0-1	1-3-4	3	14	2	0	1	2	27	
OTULE	1-4	0-0	1-3	1-2-3	3	3	0	1	2	0	16	
JOHNSON-ODOM	6-12	1-2	2-6	0-3-3	4	7	1	4	0	0	28	
BLUE	1-9	0-1	0-2	3-3-6	0	2	2	1	0	1	21	
BUCKS	2-7	1-1	2-4	0-0-0	0	7	5	2	0	1	33	
CADOUAN	2-3	0-0	0-0	0-0-0	1	4	1	0	0	0	18	
FULCE	4-8	2-3	0-0	1-1-2	2	10	0	0	0	1	19	
BUTLER	5-13	0-1	2-3	4-2-6	1	12	5	0	0	2	32	
GARDNER	0-0	0-0	0-0	0-0-0	2	0	0	0	0	0	6	
TEAM				3-2-5								
Totals	22-56	8-13	7-19	13-16-29	16	59	16	8	3	7	200	
TOTAL FG%	1st: 9-25 36.0%			2nd: 13-31 41.9%							Game: 39.3%	
3-Pt. FG%	1st: 4-7 57.1%			2nd: 4-6 66.7%							Game: 61.5%	
F Throw %	1st: 2-3 66.7%			2nd: 5-16 31.3%							Game: 36.8%	

USF 8-17, 2-10												
Player	fg-a	3-a	ft-a	o-d-tot	pf	tp	a	to	blks	min		
ANDERSON Jr.	4-4	0-0	1-4	2-3-5	3	9	1	0	0	0	25	
GILCHRIST	4-8	1-2	2-2	1-2-3	3	11	0	4	1	0	25	
FITZPATRICK	6-12	1-4	3-4	4-9-13	3	16	0	6	0	0	35	
ROBERTSON	3-7	1-3	0-0	0-5-5	5	7	1	1	1	1	26	
CRATER	1-3	1-3	0-0	0-2-2	0	3	9	3	0	1	36	
POLAND	3-8	0-1	1-3	2-3-5	5	7	2	2	1	0	28	
HAYNES	0-0	0-0	0-0	0-0-0	0	0	0	1	0	0	4	
NORIEGA	1-1	1-1	0-0	0-0-0	0	3	0	1	0	0	7	
BURWELL	0-0	0-0	0-0	0-0-0	0	0	0	0	0	0	1	
FAMOUS	1-2	0-0	0-0	0-1-1	1	2	0	0	0	0	13	
TEAM				1-4-5								
Totals	23-45	5-14	7-13	10-29-39	20	58	13	19	3	2	200	
TOTAL FG%	1st: 13-19 68.4%			2nd: 10-26 38.5%							Game: 51.1%	
3-Pt. FG%	1st: 4-7 57.1%			2nd: 1-7 14.3%							Game: 35.7%	
F Throw %	1st: 1-2 50.0%			2nd: 6-11 54.5%							Game: 53.8%	

Score by Periods				1st	2nd	Total
Marquette				24	35	59
USF				31	27	58

Points in the paint-MU 26,USF 30. Points off turnovers-MU 22,USF 10.  
2nd chance points-MU 15,USF 7. Fast break points-MU 6,USF 2.  
Bench points-MU 26,USF 12. Score tied-3 times.  
Lead changed-7 times. Attendance: 4153  
Last FG-MU 2nd-01:28,USF 2nd-03:02.  
Largest lead-MU by 4 2nd-01:28,USF by 16 2nd-18:04.

**NO. 9 GEORGETOWN 12, USF 55**  
Feb. 19, 2011 Sun Dome (Tampa, Fla.)

Georgetown 21-6, 10-5												
Player	fg-a	3-a	ft-a	o-d-tot		pf	tp	a	to	blks	min	
VAUGHN	3-4	0-0	2-2	1-2-3		3	8	3	0	2	0	26
LUBICK	2-3	1-1	0-0	3-2-5		1	5	2	2	1	0	28
WRIGHT	8-12	2-3	8-8	1-2-3		0	26	4	3	0	1	34
FREEMAN	2-10	0-4	0-0	0-8-8		2	4	2	2	0	0	34
CLARK	4-6	2-3	0-0	0-3-3		2	10	1	1	0	2	31
THOMPSON	3-5	1-1	0-0	0-0-0		1	7	1	1	2	0	18
STARKS	0-1	0-1	0-0	0-0-0		1	0	0	0	0	0	14
SIMS	0-1	0-0	0-0	1-2-3		2	0	1	0	1	0	16
BENIMON	0-1	0-0	1-2	0-0-0		0	1	1	1	0	1	9
TEAM	1-1-2											
Totals	22-43	6-13	11-12	7-20-27		12	61	15	10	6	4	200
TOTAL FG%	1st: 10-20 50.0%			2nd: 12-23 52.2%			Game: 51.2%					
3-Pt. FG%	1st: 4-7 57.1%			2nd: 2-6 33.3%			Game: 46.2%					
FThrow %	1st: 4-4 100%			2nd: 7-8 87.5%			Game: 91.7%					

**NO. 4/5 PITTSBURGH 66, USF 55**  
March 2, 2011 Sun Dome (Tampa, Fla.)

**Pittsburgh 26-4 (14-3)**

Player	fg-a	3-a	ft-a	o-d-tot	pf	tp	a	to	blk	s	min
ROBINSON	6-8	0-0	6-9	2-8-10	3	18	0	2	0	0	27
McGHEE	4-5	0-0	1-1	2-3-5	3	9	1	2	1	1	22
BROWN	5-6	0-0	0-0	0-1-1	2	10	1	0	0	0	22
GIBBS	6-9	4-6	0-0	0-2-2	1	16	3	4	0	0	37
WANAMAKER	2-8	0-1	3-4	3-4-7	2	7	7	1	0	0	31
WOODALL	0-2	0-0	0-0	1-2-3	4	0	1	0	0	0	13
TAYLOR	0-5	0-0	0-0	2-2-4	0	0	1	0	0	0	15
RIVERS	0-0	0-0	0-0	0-0-0	0	0	0	0	0	0	1
NWANKWO	0-1	0-0	0-0	0-0-0	0	0	0	0	0	0	1
PATTERSON	1-2	1-1	1-2	0-2-2	2	4	3	0	0	0	14
MOORE	0-3	0-1	0-0	0-0-0	0	0	0	0	0	0	4
RICHARDSON	1-2	0-0	0-0	0-1-1	1	2	0	0	0	0	13
TEAM				1-1-2				1			
Totals	25-51	5-9	11-16	11-26-37	18	66	17	10	1	2	200

TOTAL FG% 1st: 8-23 34.8% 2nd: 17-28 60.7% Game: 49.0%  
3-Pt. FG% 1st: 1-5 20.0% 2nd: 4-4 100% Game: 55.6%  
F Throw % 1st: 7-11 63.6% 2nd: 4-5 80.0% Game: 68.8%

**USF 9-21 (3-14)**

Player	fg-a	3-a	ft-a	o-d-tot	pf	tp	a	to	blk	s	min
GILCHRIST	6-13	0-0	3-4	1-2-3	3	15	0	2	2	0	29
FAMOUS	5-15	0-1	5-7	4-8-12	1	15	1	1	0	0	30
ROBERTSON	0-2	0-1	0-0	1-0-1	3	0	1	0	0	0	23
CRATER	1-3	0-1	2-2	0-1-1	1	4	4	2	0	1	39
NORIEGA	2-5	1-4	0-0	0-1-1	4	5	1	1	1	1	22
ANDERSON Jr	2-6	0-0	1-2	3-2-5	1	5	1	1	1	0	17
DORITY	0-0	0-0	0-0	0-0-0	0	0	0	0	0	0	1
POLAND	2-5	0-2	0-2	0-2-2	1	4	1	1	1	0	25
HAYNES	0-1	0-0	0-0	0-1-1	0	0	0	0	0	0	1
BURWELL	1-1	0-0	0-0	1-0-1	0	2	0	0	0	0	1
FITZPATRICK	0-1	0-0	0-0	0-1-1	0	0	1	0	1	0	12
TEAM				1-1-2							
Totals	19-52	1-9	11-17	11-18-29	14	50	10	8	6	2	200

TOTAL FG% 1st: 12-28 42.9% 2nd: 7-24 29.2% Game: 36.5%  
3-Pt. FG% 1st: 0-4 0.0% 2nd: 1-5 20.0% Game: 11.1%  
F Throw % 1st: 3-8 37.5% 2nd: 8-9 88.9% Game: 64.7%

**Score by Periods**

	1st	2nd	Total
Pittsburgh	24	42	66
USF	27	23	50

Points in the paint-PITT 30, USF 24. Points off turnovers-PITT 9, USF 7.  
2nd chance points-PITT 9, USF 7. Fast break points-PITT 6, USF 2.  
Bench points-PITT 6, USF 11. Score tied-4 times.  
Lead changed-8 times. Attendance: 4640  
Last FG-PITT 2nd-02:43, USF 2nd-00:17.  
Largest lead-PITT by 21 2nd-02:43, USF by 5 1st-02:32.

**USF IN BIG EAST CHAMPIONSHIP**  
March 8-12, 2011 Madison Square Garden (New York City)

**NO. 15 ST. JOHN'S 72, USF 56**  
March 5, 2011 Carnesecca Arena (Queens, N.Y.)

**USF 9-22, 3-15**

Player	fg-a	3-a	ft-a	o-d-tot	pf	tp	a	to	blk	s	min
GILCHRIST	5-10	0-0	6-8	2-2-4	4	16	1	0	1	2	34
FAMOUS	5-9	0-0	0-0	2-1-3	3	10	0	2	0	0	24
CRATER	0-0	0-0	1-2	0-4-4	1	1	2	3	0	1	36
NORIEGA	3-12	3-9	5-5	0-0-0	3	14	3	3	0	0	31
ROBERTSON	1-4	0-1	0-0	1-4-5	4	2	2	6	0	0	24
ANDERSON Jr	5-6	0-0	3-4	3-3-6	1	13	1	2	2	3	20
DORITY	0-0	0-0	0-0	0-0-0	0	0	0	0	0	0	5
POLAND	0-3	0-2	0-0	0-0-0	5	0	1	0	0	0	16
HAYNES	0-0	0-0	0-0	0-0-0	1	0	0	0	0	0	1
BURWELL	0-0	0-0	0-0	0-1-1	0	0	0	0	0	0	4
DAMOUR	0-0	0-0	0-0	0-0-0	0	0	0	0	0	0	1
FITZPATRICK	0-2	0-1	0-0	0-0-0	1	0	0	2	0	0	4
TEAM				1-3-4							
Totals	19-46	3-13	15-19	9-18-27	23	56	10	18	3	6	200

TOTAL FG% 1st: 12-23 52.2% 2nd: 7-23 30.4% Game: 41.3%  
3-Pt. FG% 1st: 3-9 33.3% 2nd: 0-4 0.0% Game: 23.1%  
F Throw % 1st: 5-5 100% 2nd: 10-14 71.4% Game: 78.9%

**St. John's 20-10, 12-6**

Player	fg-a	3-a	ft-a	o-d-tot	pf	tp	a	to	blk	s	min
POLEE II	1-2	0-1	0-0	0-2-2	1	2	0	0	0	1	10
BROWNLEE	5-11	0-0	3-3	3-2-5	4	13	1	2	1	1	24
KENNEDY	3-9	2-5	8-11	0-5-5	3	16	2	3	3	1	31
HARDY	5-11	3-7	1-3	0-1-1	1	14	1	1	0	0	34
HORNE	4-8	1-4	2-3	4-0-4	0	11	0	0	0	1	34
BOOTHE	1-1	0-0	0-0	1-1-2	4	2	5	3	0	1	20
EVANS	3-6	0-0	3-4	3-6-9	2	9	0	0	0	3	25
COKER	0-0	0-0	0-0	2-0-2	0	0	0	0	0	0	4
BURRELL	2-4	0-1	1-1	1-0-1	2	5	0	3	0	0	17
WHITE	0-0	0-0	0-0	0-0-0	0	0	0	0	0	0	0+
STITH	0-0	0-0	0-0	0-0-0	0	0	0	0	0	0	0+
EDISON	0-0	0-0	0-0	0-0-0	0	0	0	0	0	0	0+
CLARK	0-5	0-3	0-0	1-0-1	0	0	0	0	0	0	1
TEAM				1-3-4							
Totals	24-57	6-21	18-25	16-20-36	17	72	9	12	4	8	200

TOTAL FG% 1st: 13-29 44.8% 2nd: 11-28 39.3% Game: 42.1%  
3-Pt. FG% 1st: 4-12 33.3% 2nd: 2-9 22.2% Game: 28.6%  
F Throw % 1st: 0-0 0.0% 2nd: 18-25 72.0% Game: 72.0%

Technical fouls: St. John's-BOOTHE, Malik.

**Score by Periods**

	1st	2nd	Total
USF	32	24	56
St. John's	30	42	72

Points in the paint-USF 28, STJ 32. Points off turnovers-USF 8, STJ 16.  
2nd chance points-USF 9, STJ 22. Fast break points-USF 0, STJ 2.  
Bench points-USF 13, STJ 16. Score tied-8 times.  
Lead changed-7 times. Attendance: 5602  
Last FG-USF 2nd-02:26, STJ 2nd-02:56.  
Largest lead-USF by 6 1st-11:53, STJ by 16 2nd-01:43.

**USF IN BIG EAST CHAMPIONSHIP**  
March 8-12, 2011 Madison Square Garden (New York City)

**USF IN BIG EAST CHAMPIONSHIP**  
March 8-12, 2011 Madison Square Garden (New York City)

# 2010-11 Photo Roster



**# 1 Ron Anderson, Jr.**  
R-Junior • Forward  
6-8 • 255  
Upper Marlboro, Md.  
Kansas State  
McCallie School - Tenn.



**# 3 LaVonte Dority**  
Freshman • Guard  
6-1 • 195  
Chicago, Ill.  
Foreman HS



**# 5 Jawanza Poland**  
Sophomore • Guard  
6-4 • 200  
Wichita, Kan.  
Hutchinson CC - Kan.




**# 10 Anthony Crater**  
Junior • Guard  
6-1 • 170  
Flint, Mich.  
Ohio State  
Brewster Academy - N.H.



**#11 Shedrick Haynes**  
Junior • Guard  
6-0 • 180  
Sarasota, Fla.  
Lackawanna JC  
Booker HS



**# 13 Jordan Heath**  
Freshman • Guard  
6-0 • 185  
Detroit, Mich.  
Tampa Prep




**# 22 Shaun Noriega**  
Sophomore • Guard  
6-4 • 195  
North Port, Fla.  
North Port HS




**# 23 Mike Burwell**  
Sophomore • Guard  
6-6 • 210  
East Brunswick, N.J.  
South Kent School - Conn.  
Cardinal McCarrick HS



**# 24 Augustus Gilchrist**  
Junior • Forward  
6-10 • 245  
Clinton, Md.  
Maryland  
Progressive Christian Academy




**# 25 Alberto Damour**  
Senior • Forward  
6-8 • 225  
Poinciana, Fla.  
Poinciana HS



**# 31 Jarrid Famous**  
Senior • Forward  
6-11 • 240  
Bronx, N.Y.  
Westchester Community College  
Blessed Sacrament HS



**# 32 Toarlyn Fitzpatrick**  
Sophomore • Forward  
6-8 • 230  
Tampa, Fla.  
King HS



**# 34 Hugh Robertson**  
Junior • Guard  
6-6 • 202  
Macon, Ga.  
Tallahassee CC  
Northeast HS





# RON ANDERSON, JR. #1

R-Junior | Forward | 6-8 | 255

Upper Marlboro, Md. | Kansas State | McCallie School - Tenn.

## 2010-11 Season Highs

<b>Points</b>
18, at UCF (11/18/10)
<b>Rebounds</b>
17, vs. Liberty (11/23/10)
<b>Assists</b>
4 (2) last vs. Louisville (01/09/11)
<b>Steals</b>
3, at St. John's (03/05/11)
<b>Blocked Shots</b>
4 (2) last at Cleveland State (12/22/10)
<b>Field Goals</b>
7, vs. St. Francis (11/15/10)
<b>Field Goal Attempts</b>
11, at Kent State (12/12/10)
<b>Free Throws</b>
10, at UCF (11/18/10)
<b>Free Throw Attempts</b>
11, at UCF (11/18/10)
<b>3-Point Field Goals</b>
-----
<b>3-Point Field Goal Attempts</b>
-----
<b>Foul Disqualifications</b>
5, last at UConn (12/31/10)
<b>Minutes</b>
38, at Kent State (12/12/10)

**2010-11:** Tied BIG EAST high with 13 points at St. John's (3/5) ... Notched eight points and 10 rebounds at DePaul (2/26) ... Eleven rebounds and six points vs. Notre Dame (2/12) ... At West Virginia (1/23) had 10 boards ... Scored 13 points, hitting 7-of-8 freethrows, and had seven rebounds at Cincinnati (1/12) ... Grabbed 13 rebounds at Cleveland State (12/22) ... Pulled down 12 rebounds and scored eight points against Auburn (12/15) ... Scored 10 points and grabbed eight rebounds at Kent State ... Back-to-back double-digit rebound nights with 17 vs. Liberty and 13 vs. No. 23 BYU ... Outrebounded Liberty (11/23) by himself 15-12 in the first half and ended the night with 17 boards ... Back-to-back double-digit scoring nights off the bench with 18 points at UCF (11/18) and 16 vs. St. Francis (11/15) ... Was 10-of-11 at the line and grabbed seven boards at UCF ... Led the Bulls with 16 points vs. St. Francis ... Made USF career debut against Southern Miss (11/12) scoring five points and grabbing five rebounds.

**2009-10:** Sat out the entire season due to NCAA transfer rules ... Will have two years of eligibility at USF.

**2008-09 (Kansas State):** Competed off the bench in all 34 games ... Averaged 18.8 minutes per contest and added 5.2 points per game ... Was 59-of-113 from the field and led the team with a .522 field goal percentage ... Was 59-of-117 (.504) from the charity stripe ... Third on the team with 5.3 rebounds per game ... Eighth in the conference in offensive rebounds and 19th in total rebounds ... Added 36 assists, 24 steals and 15 blocks on the year ... Posted two double-doubles and four games of 10 or more rebounds.

**2007-08 (Kansas State):** Saw action in 30 games with six starts as a true freshman ... Started six of the first eight games ... Played double-digit minutes in 18 games, including 20 or more minutes in six contests ... Averaged 3.3 points on 54.8 percent shooting (40-of-73) with 3.6 rebounds, 0.5 assists and 0.4 steals in 12.0 minutes per game ... Connected on 46.2 percent (18-of-39) from the free throw line ... First on the team in field goal percentage and was third in rebounding ... Provided a spark off the bench in the program's first NCAA tournament win in 20 years with 10 points on 5-of-7 shooting against USC with eight rebounds and two steals in 21 minutes.

**High School:** Two-year starter and letterman at The McCallie School in Chattanooga, Tenn. ... Helped the Blue Tornadoes to a school-record 24-5 overall mark and an appearance in the semifinals of the Division II State Tournament ... Rated a three-star recruit by Rivals.com ... Averaged 15.1 points, 11.6 rebounds and 2.8 blocks in 22 games ... Selected to the Division II All-State Team by the Tennessee Sports Writers Association as a senior ... Named to the Division II State All-Tournament Team ... Garnered recognition to "The Best of Preps" second team by the Chattanooga Times-Free Press in 2007 ... Earned most valuable player honors at the Pre-Game Academy Roundball Classic All-Star Game in March 2007, after collecting 24 points and 22 rebounds ... Received interest from a number of schools, including scholarship offers from Drexel and Providence ... Coached by Dan Wadley.

**Personal:** Born Sept. 12, 1989 in Voorhees, N.J. ... Son of Ron Anderson, Sr., and Gail Anderson ... Weighed 320 lbs prior to his senior year of high school. Dropped to 280 while at K-State by not eating beef or pork for two years, now down to 255 ... Played on the AAU circuit with the DC Assault alongside former K-State teammate and first-round pick Michael Beasley ... Father played 10 seasons (1984-94) in the NBA for the Cleveland Cavaliers, Indiana Pacers, Philadelphia 76ers, New Jersey Nets and Washington Bullets and scored 7,056 points in his career ... Father also played professionally in France and Israel.

## KANSAS STATE CAREER STATISTICS

Season	GP	GS	Min.	Avg.	FG	FGA	Pct.	3-Point	3-Point	Pct.	FT	FTA	Pct.	Off.	Def.	Tot.	Avg.	PF	FO	Ass.	TO	Blk	Stl	Pts.	Avg.
2007-08	30	6	360	12.0	40	73	.548	0	0	.000	18	39	.462			108	3.6	39	0	14	15	6	11	98	3.3
2008-09	34	0	638	18.8	59	113	.522	0	1	.000	59	117	.504			180	5.3	67	1	36	33	15	24	117	5.2
Totals	64	6	998	15.6	99	186	.532	0	1	.000	77	156	.494			288	4.5	106	1	50	48	21	35	275	4.3

## USF CAREER STATISTICS

Season	GP	GS	Min.	Avg.	FG	FGA	Pct.	3-Point	3-Point	Pct.	FT	FTA	Pct.	Off.	Def.	Tot.	Avg.	PF	FO	Ass.	TO	Blk	Stl	Pts.	Avg.
2010-11	31	18	704	22.7	80	156	.513	0	2	.000	61	93	.656	75	128	203	6.5	88	5	41	49	27	14	221	7.1

## 2010-11

Opponent	Date	GS	Min	FG	FGA	Pct	3FG	FGA	Pct	FT	FTA	Pct	Off	Def	Tot	Avg	PF	FO	A	TO	Blk	Stl	Pts	Avg
SOUTHERN MISS	11-12-10		14	1	1	1.000	0	0	.000	3	4	.750	2	3	5	5.0	3	0	0	0	1	1	5	5.0
ST. FRANCIS	11-15-10		24	7	9	.778	0	0	.000	2	4	.500	2	1	3	4.0	2	0	2	2	1	0	16	10.5
at UCF	11-18-10		28	4	7	.571	0	0	.000	10	11	.909	3	4	7	5.0	3	0	3	2	1	0	18	13.0
GEORGIA SOUTHERN	11-21-10		11	1	1	1.000	0	0	.000	0	1	.000	0	1	1	4.0	5	1	3	4	0	1	2	10.3
LIBERTY	11-23-10	*	27	2	6	.333	0	0	.000	2	2	1.000	4	13	17	6.6	1	0	3	2	0	1	6	9.4
vs No. 23 BYU	11-26-10	*	28	4	6	.667	0	0	.000	0	0	.000	2	11	13	7.7	5	1	2	6	2	0	8	9.2
vs Texas Tech	11-27-10	*	27	5	6	.833	0	0	.000	6	6	1.000	1	5	6	7.4	2	0	2	1	0	1	16	10.1
VCU	12-01-10	*	33	4	9	.444	0	0	.000	2	3	.667	9	4	13	8.1	4	0	2	0	4	1	10	10.1
at Florida Atlantic	12-04-10		24	3	5	.600	0	0	.000	1	1	1.000	1	3	4	7.7	5	1	2	1	0	0	7	9.8
at Kent State	12-12-10	*	38	4	11	.364	0	0	.000	2	2	1.000	4	3	7	7.6	2	0	1	3	0	2	10	9.8
AUBURN	12-15-10	*	31	2	4	.500	0	0	.000	4	10	.400	2	10	12	8.0	2	0	0	4	1	1	8	9.6
JAMES MADISON	12-18-10	*	29	1	6	.167	0	0	.000	1	4	.250	6	3	9	8.1	5	1	4	2	0	0	3	9.1
at Cleveland State	12-22-10	*	20	3	7	.429	0	0	.000	1	2	.500	4	9	13	8.5	2	0	3	3	4	0	7	8.9
at Seton Hall	12-28-10	*	25	2	3	.667	0	0	.000	2	2	1.000	2	3	5	8.2	4	0	0	1	1	0	6	8.7
at UConn	12-31-10	*	22	2	4	.500	0	1	.000	1	1	1.000	0	2	2	7.8	5	1	1	1	1	1	5	8.5
VILLANOVA	01-06-11	*	20	2	4	.500	0	0	.000	1	5	.200	4	1	5	7.6	4	0	0	0	0	0	5	8.3
LOUISVILLE	01-09-11	*	24	1	3	.333	0	0	.000	1	2	.500	2	5	7	7.6	4	0	4	3	0	0	3	7.9
at Cincinnati	01-12-11	*	20	3	4	.750	0	0	.000	7	8	.875	1	6	7	7.6	3	0	0	1	1	1	13	8.2
PROVIDENCE	01-16-11	*	21	3	5	.600	0	0	.000	2	2	1.000	0	6	6	7.5	1	0	0	2	0	0	8	8.2
at Rutgers	01-20-11	*	17	0	2	.000	0	0	.000	2	3	.667	1	2	3	7.3	3	0	0	1	0	0	2	7.9
at West Virginia	01-23-11	*	23	3	6	.500	0	0	.000	0	1	.000	5	5	10	7.4	2	0	0	1	1	1	6	7.8
DEPAUL	01-27-11	*	22	2	3	.667	0	0	.000	2	4	.500	0	2	2	7.1	0	0	1	2	3	0	6	7.7
at Providence	02-02-11	*	25	2	7	.286	0	1	.000	4	5	.800	2	2	4	7.0	1	0	0	1	3	0	8	7.7
SYRACUSE	02-05-11	*	13	0	1	.000	0	0	.000	0	0	.000	1	0	1	6.8	2	0	0	1	0	0	0	7.4
MARQUETTE	02-09-11	*	25	4	4	1.000	0	0	.000	1	4	.250	2	3	5	6.7	3	0	1	0	0	0	9	7.5
NOTRE DAME	02-12-11	*	22	3	7	.429	0	0	.000	0	0	.000	6	5	11	6.8	3	0	1	0	0	0	6	7.4
at PITT	02-16-11	*	15	0	2	.000	0	0	.000	0	0	.000	0	3	3	6.7	3	0	0	1	0	0	0	7.1
GEORGETOWN	02-19-11	*	13	1	2	.500	0	0	.000	0	0	.000	0	1	1	6.5	3	0	1	0	0	0	2	7.0
at DePaul	02-26-11	*	26	4	9	.444	0	0	.000	0	0	.000	3	7	10	6.6	4	0	3	1	0	0	8	7.0
PITT	03-02-11	*	17	2	6	.333	0	0	.000	1	2	.500	3	2	5	6.6	1	0	1	1	1	0	5	6.9
at St. John's	03-05-11	*	20	5	6	.833	0	0	.000	3	4	.750	3	3	6	6.5	1	0	1	2	2	3	13	7.1





# MIKE BURWELL #23

Sophomore | Guard | 6-6 | 210

East Brunswick, N.J. | South Kent School - Conn. | Cardinal McCarrick HS | Highland Park HS

**2010-11:** Nine points from a pair of threes and a trio of free throws against Auburn (12/15) ... Four assists in career high 44 minutes against No. 23 BYU ... Started against Texas Tech (11/27), BYU (11/26) and Liberty (11/23) after an injury sidelined PG Anthony Crater ... Broke out in first career start, against Liberty, with 15 points, hitting 5-of-7 from long range, after only scoring 22 points his entire freshman season.

**2009-10:** Played in 19 games on the season ... Averaged 1.2 points and 0.7 rebounds in 4.8 minutes per game ... Shot 7-of-30 (23.3 percent) from the floor and 3-of-15 (20 percent) from 3-point range ... Also hit 5-of-6 free throws (83.3 percent) ... Saw his first collegiate action at SMU (11/13), playing two minutes ... Saw 14 minutes of action and scored his first collegiate points with a jumper with 1:21 left against Kent State (11/25) ... Hit 2-of-2 3-pointers and posted a career high seven points against Hampton (12/2) ... Drained 4-of-4 free throws and grabbed four rebounds against San Francisco (12/19) ... Saw action for the first time in eight games at Villanova (02/24).

**High School:** Attended prep school for one year at South Kent School and was the team's leading scorer at 16 points per game ... Also averaged 3.4 rebounds and 2.5 assists ... Shot 81 percent from the free throw line and 41 percent from the 3-point line ... Helped South Kent to a 26-7 record and a top-10 national ranking ... Coached by Kelvin Jefferson at South Kent ... Graduated from Cardinal McCarrick High School, helping McCarrick go 46-12 in his two seasons at the school ... Helped lead McCarrick to the Middlesex County Championship in 2008 and was named the Newark Star-Ledger's Middlesex County Player of the Year ... Led the state of New Jersey in scoring as a senior, averaging 27.8 points, 10.7 rebounds, 3.5 assists and 2.3 blocks ... Named Associated Press first-team all-state as a senior ... Shot 80 percent from the free throw line and 39 percent from 3-point range during senior season ... Has been on three consecutive 20-plus win teams ... Spent first two years of high school at Highland Park, where he started on the varsity both seasons ... Ended his high school career with more than 1,700 career points.

**Personal:** Son of Michael, Sr., and Alicia Burwell ... Stepmother is Leslie Burwell and stepfather is Angel Gracia ... His father played 11 seasons professionally in Argentina, Spain and Portugal ... Chose USF over Rutgers, Seton Hall and Penn State ... Signed with USF on April 15, 2009.

2009-10			
Opposition	P	R	A
at SMU	0	0	0
VIRGINIA	0	0	0
vs. Davidson	DNP		
vs. South Carolina	0	0	0
vs. UNCW	DNP		
KENT STATE	2	2	2
FAU	0	0	0
HAMPTON	7	2	0
CMU	DNP		
UCF	0	1	0
vs USFCA	7	4	0
vs USD	0	0	0
at LOUISVILLE	2	2	0
NOTRE DAME	2	0	0
at Syracuse	0	1	1
WEST VIRGINIA	2	2	0
RUTGERS	0	0	0
at Cincinnati	0	0	0
at Providence	0	0	0
SETON HALL	DNP		
PITTSBURGH	DNP		
at Georgetown	DNP		
at Notre Dame	DNP		
at Marquette	DNP		
CINCINNATI	DNP		
ST. JOHN'S	DNP		
at Villanova	0	0	0
PROVIDENCE	DNP		
at DePaul	DNP		
UCONN	0	0	0
vs DePaul	DNP		
vs Georgetown	0	0	0
NC STATE	DNP		

## Burwell Season / Career Highs

### Points

Season: 15, vs. Liberty (11/23/10)

Career: 15, vs. Liberty (11/23/10)

### Rebounds

Season: 4, vs. BYU (11/26/10)

Career: 4 (2) last vs. BYU (11/26/10)

### Assists

Season: 4, vs. BYU (11/26/10)

Career: 4, vs. BYU (11/26/10)

### Steals

Season: 1 (2), vs. Auburn (12/15/10)

Career: 1 (4), last vs. Auburn (12/15/10)

### Blocked Shots

Season: 1 (4) last at Rutgers (01/20/10)

Career: 1 (4) last at Rutgers (01/20/10)

### Field Goals

Season: 5, vs. Liberty (11/23/10)

Career: 5, vs. Liberty (11/23/10)

### Field Goal Attempts

Season: 7, vs. Liberty (11/23/10)

Career: 7, vs. Liberty (11/23/10)

### Free Throws

Season: 5, vs. BYU (11/26/10)

Career: 5, vs. BYU (11/26/10)

### Free Throw Attempts

Season: 7, vs. BYU (11/26/10)

Career: 7, vs. BYU (11/26/10)

### 3-Point Field Goals

Season: 5, vs. Liberty (11/23/10)

Career: 5, vs. Liberty (11/23/10)

### 3-Point Field Goal Attempts

Season: 7, vs. Liberty (11/23/10)

Career: 7, vs. Liberty (11/23/10)

### Foul Disqualifications

Season: -----

Career: -----

### Minutes

Season: 44, vs. BYU (11/26/10)

Career: 44, vs. BYU (11/26/10)

## CAREER STATISTICS

Season	GP	GS	Min.	Avg.	FG	Total FGA	Pct.	3-Point FG	3-Point FGA	3-Point Pct.	Free Throws FT	Free Throws FTA	Free Throws Pct.	Off.	Def.	Tot.	Avg.	PF	FO	Ast.	TO	Blk	Stl	Pts.	Avg.
2009-10	19	0	92	4.8	7	30	.233	3	15	.200	5	6	.833	7	7	14	0.7	15	0	3	0	0	2	22	1.2
2010-11	29	5	243	8.4	16	46	.348	9	31	.290	13	20	.650	6	17	23	0.8	24	1	12	22	5	3	54	1.9
<b>TOTAL</b>	<b>48</b>	<b>5</b>	<b>335</b>	<b>7.0</b>	<b>23</b>	<b>76</b>	<b>.303</b>	<b>12</b>	<b>46</b>	<b>.261</b>	<b>18</b>	<b>26</b>	<b>.692</b>	<b>13</b>	<b>24</b>	<b>37</b>	<b>0.8</b>	<b>39</b>	<b>1</b>	<b>15</b>	<b>22</b>	<b>5</b>	<b>5</b>	<b>76</b>	<b>1.6</b>

2010-11 Opponent	Date	GS	Min	TOTAL			3-PTS			FREE THROWS			REBOUNDS				PF	FO	A	TO	Blk	Stl	Pts	Avg
				FG	FGA	Pct	3FG	FGA	Pct	FT	FTA	Pct	Off	Def	Tot	Avg								
SOUTHERN MISS	11-12-10	2	0	0	0	.000	0	0	.000	0	0	.000	0	0	0	0.0	0	0	0	0	0	0	0.0	
ST. FRANCIS	11-15-10	2	0	0	0	.000	0	0	.000	0	0	.000	0	0	0	0.0	0	0	1	0	1	0	0.0	
at UCF	11-18-10	0	0	0	0	.000	0	0	.000	0	0	.000	0	0	0	0.0	0	0	0	0	0	0	0.0	
GEORGIA SOUTHERN	11-21-10	4	0	0	0	.000	0	0	.000	0	0	.000	0	1	1	0.3	0	0	0	0	0	0	0.0	
LIBERTY	11-23-10	*	27	5	7	.714	5	7	.714	0	0	.000	0	0	0	0.2	4	0	2	5	0	0	15	3.0
vs No. 23 BYU	11-26-10	*	44	2	4	.500	0	1	.000	5	7	.714	0	4	4	0.8	3	0	4	6	1	0	9	4.0
vs Texas Tech	11-27-10	*	21	0	4	.000	0	3	.000	1	2	.500	0	0	0	0.7	5	1	2	2	1	0	1	3.6
VCU	12-01-10		6	0	0	.000	0	0	.000	0	1	.000	0	0	0	0.6	1	0	0	0	0	0	3.1	
at Florida Atlantic	12-04-10	*	11	1	4	.250	0	2	.000	0	0	.000	1	0	1	0.7	1	0	0	1	0	1	2	3.0
at Kent State	12-12-10		21	2	6	.333	0	3	.000	0	0	.000	1	2	3	0.9	2	0	0	1	0	0	4	3.1
AUBURN	12-15-10		16	2	4	.500	2	4	.500	3	4	.750	1	2	3	1.1	1	0	1	2	0	1	9	3.6
JAMES MADISON	12-18-10		5	0	1	.000	0	1	.000	0	0	.000	0	0	0	1.0	1	0	0	0	0	0	0	3.3
at Cleveland State	12-22-10		4	0	1	.000	0	0	.000	0	0	.000	0	0	0	0.9	1	0	0	1	0	0	0	3.1
at Seton Hall	12-28-10		7	0	1	.000	0	1	.000	0	0	.000	0	0	0	0.9	0	0	0	0	0	0	0	2.9
at UConn	12-31-10	*	9	0	0	.000	0	0	.000	0	0	.000	0	0	0	0.8	1	0	0	0	0	0	0	2.7
VILLANOVA	01-06-11		5	0	1	.000	0	1	.000	3	4	.750	0	2	2	0.9	0	0	0	0	1	0	3	2.7
LOUISVILLE	01-09-11	DNP																						
at Cincinnati	01-12-11		3	0	0	.000	0	0	.000	0	0	.000	0	0	0	0.8	0	0	0	0	0	0	0	2.5
PROVIDENCE	01-16-11		0	0	0	.000	0	0	.000	0	0	.000	0	0	0	0.8	0	0	0	0	0	0	0	2.4
at Rutgers	01-20-11		11	1	4	.250	1	4	.250	0	0	.000	0	2	2	0.8	0	0	0	1	1	0	3	2.4
at West Virginia	01-23-11		8	0	1	.000	0	0	.000	0	0	.000	0	2	2	0.9	2	0	0	1	0	0	0	2.3
DePAUL	01-27-11	DNP																						
at Providence	02-02-11		5	0	0	.000	0	0	.000	0	0	.000	0	0	0	0.9	0	0	0	0	0	0	0	2.2
SYRACUSE	02-05-11		4	0	1	.000	0	1	.000	0	0	.000	0	1	1	0.9	0	0	1	1	0	0	0	2.1
MARQUETTE	02-09-11		1	0	0	.000	0	0	.000	0	0	.000	0	0	0	0.8	0	0	0	0	0	0	0	2.0
NOTRE DAME	02-12-11		1	1	2	.500	0	0	.000	0	0	.000	1	0	1	0.8	0	0	0	0	0	0	2	2.0
at PITT	02-16-11		13	1	2	.500	1	2	.500	1	2	.500	1	0	1	0.8	1	0	0	1	0	1	4	2.1
GEORGETOWN	02-19-11		8	0	2	.000	0	1	.000	0	0	.000	0	0	0	0.8	1	0	1	0	0	0	0	2.0
at DePaul	02-26-11		0	0	0	.000	0	0	.000	0	0	.000	0	0	0	0.8	0	0	0	0	0	0	0	1.9
PITT	03-02-11		1	1	1	1.000	0	0	.000	0	0	.000	1	0	1	0.8	0	0	0	0	0	0	2	1.9
at St. John's	03-05-11		4	0	0	.000	0	0	.000	0	0	.000	0	1	1	0.8	0	0	0	0	0	0	0	1.9
Totals		5	243	16	46	.348	9	31	.290	13	20	.650	6	17	23	0.8	24	1	12	22	5	3	54	1.9





# ANTHONY CRATER

Junior | Guard | 6-1 | 170

# #10

Flint, Mich. | Ohio State | Brewster Academy - N.H. | Flint Southwestern Academy

## Crater Season / Career Highs

### Points

Season: 14, at UConn (12/31/10)

Career: 14, at UConn (12/31/10)

### Rebounds

Season: 5 (2) last vs. James Madison (12/18/10)

Career: 5 (2) last vs. James Madison (12/18/10)

### Assists

Season: 10, vs. Louisville (01/09/11)

Career: 10, vs. Louisville (01/09/11)

### Steals

Season: 2 (3) last vs. DePaul (1/27/11)

Career: 4, vs. St. John's (02/20/10)

### Blocked Shots

Season: -----

Career: 1 (2), last vs. St. John's (02/20/10)

### Field Goals

Season: 5, at UConn (12/31/10)

Career: 5, at UConn (12/31/10)

### Field Goal Attempts

Season: 7, at UConn (12/31/10)

Career: 7 (2), last at UConn (12/31/10)

### Free Throws

Season: 2 (2), vs. DePaul (1/27/11)

Career: 2 (3), last at Kent State (12/12/10)

### Free Throw Attempts

Season: 2 (5) vs. DePaul (1/27/11)

Career: 4, vs. Rutgers (01/16/10)

### 3-Point Field Goals

Season: 4, at UConn (12/31/10)

Career: 4, at UConn (12/31/10)

### 3-Point Field Goal Attempts

Season: 5 (2), last at UConn (12/31/10)

Career: 6, at Syracuse (1/10/10)

### Foul Disqualifications

Season: -----

Career: 1, 2009-10

### Minutes

Season: 40, at UConn (12/31/10)

Career: 40, at UConn (12/31/10)

**2010-11:** Notched 18 assists in three games with six at Pitt (2/16), seven vs. Georgetown (2/19) and five at DePaul (2/26) ... Registered nine dishes vs. Marquette (2/9/11) ... Managed a career-high 10 assists vs. Louisville (1/9/11) ... Dished out a then-career-best eight assists against No. 7 Villanova (1/6) and then added seven more vs. DePaul (1/27) ... Career-high 14 points, including career-best four three pointers, at UConn (12/31) ... Hit 5-of-7 overall and 4-of-5 from long range in his first game off the bench ... Set season highs of seven points and five rebounds against James Madison (12/18) ... Matched career high of seven assists against Auburn (12/15) ... Sat out the game vs. Liberty (11/23) with a left ankle injury ... Career high seven assists against Georgia Southern (11/21) ... Dished out four assists vs. St. Francis (11/15) ... First career start was against Southern Miss (11/12).

**2009-10:** Sat out through December after transferring from Ohio State midway through the 2008-09 season ... Brought speed and ball-handling ability to the point guard position ... Competed in 19 games, getting the starting nod against Notre Dame (02/07) and NC State (03/16) ... Averaged 3.1 points and 1.7 rebounds in 23.7 minutes per game ... Shot 21-of-67 from the floor (31.3 percent) and 9-of-49 from 3-point range (18.4 percent) ... Also totaled 32 assists and 19 steals ... Saw his first action with USF at Syracuse (01/10), going scoreless in 25 minutes of action off the bench ... Posted three rebounds in 27 minutes of action against West Virginia (01/13) ... Posted his first points at USF with a 3-pointer at 9:45 of the second half and had 10 all-together against Rutgers (01/16) ... Added six points, three rebounds and two steals at Georgetown (02/03) ... Had his first career start at Notre Dame (02/07), adding five assists, three points and two steals in 30 minutes of action ... Shot 4-of-6 for nine points against Cincinnati (02/16) with two assists ... Hit a pair of 3-pointers in a win over Providence (02/27) ... Knocked down three points with four rebounds and three assists against DePaul (03/09) in the BIG EAST Championship.

**2008-09 (Ohio State):** Competed in 10 games for Ohio State before being granted his scholarship release ... Averaged 13.1 minutes and 1.2 points per game at OSU ... Had 19 assists to just nine turnovers.

**High School:** Rated the 21st best point guard in the country by Scout.com after his senior year ... Was a two-time All-Michigan performer and voted Class B Player of the Year by the Associated Press following his junior year ... Averaged 16.2 points and more than eight assists a game as a junior ... Averaged 12.7 points and 9.8 assists as a sophomore and 10 assists per game as a freshman ... Named an all-league and all-city selection each of his three years at Flint (Mich.) Southwestern Academy ... Led SWA to three city championships and two Michigan Class B final four appearances as a sophomore and junior ... Helped the Knights finish with identical 24-3 records in 2006 and 2007 ... After three years at SWA, transferred to Brewster (N.H.) Academy to complete his high school eligibility ... A 2008 McDonald's All-American nominee after averaging 16 points and 8.0 assists at Brewster his senior year ... Helped Brewster capture its first New England Class A title and advance to the national final four with a school-record 31 victories (31-4) ... Also earned varsity letters in track and soccer.

**Personal:** Son of Lisa Jimerson and Anthony Crater, Sr. ... Has one brother, Treyvon, and one sister, Kyla.

2009-10			
Opposition	P	R	A
at SMU	DNP		
VIRGINIA	DNP		
vs. Davidson	DNP		
vs. South Carolina	DNP		
vs. UNCW	DNP		
KENT STATE	DNP		
FAU	DNP		
Hampton	DNP		
CMU	DNP		
UCF	DNP		
vs. USFCA	DNP		
vs. USD	DNP		
at Louisville	DNP		
NOTRE DAME	DNP		
at Syracuse	0	0	2
WEST VIRGINIA	0	3	1
RUTGERS	10	2	0
at Cincinnati	4	2	3
at Providence	3	1	2
SETON HALL	5	2	1
PITTSBURGH	0	1	1
at Georgetown	6	3	0
at Notre Dame	3	2	5
at Marquette	0	1	2
CINCINNATI	9	2	2
ST. JOHN'S	5	4	4
at Villanova	3	2	1
PROVIDENCE	6	1	2
at DePaul	0	1	1
UConn	2	1	1
vs DePaul	3	4	3
vs Georgetown	0	0	0
NC STATE	0	1	1

## OHIO STATE CAREER STATISTICS

Season	GP	GS	Min.	Avg.	FG	Total FGA	Pct.	3-Point FG	3-Point FGA	Pct.	Free Throws FT	Free Throws FTA	Pct.	Off.	Rebounds Def.	Rebounds Tot.	Avg.	PF	FO	Ast.	TO	Blk	Stl	Scoring Pts.	Avg.
2008-09	10	0	131	13.1	3	15	.200	2	14	.143	4	4	1.000	0	8	8	0.8	13	0	19	9	1	4	12	1.2

## USF CAREER STATISTICS

Season	GP	GS	Min.	Avg.	FG	Total FGA	Pct.	3-Point FG	3-Point FGA	Pct.	Free Throws FT	Free Throws FTA	Pct.	Off.	Rebounds Def.	Rebounds Tot.	Avg.	PF	FO	Ast.	TO	Blk	Stl	Scoring Pts.	Avg.
2009-10	19	2	450	23.7	21	67	.313	9	49	.184	8	17	.471	6	27	33	1.7	33	1	32	21	2	19	59	3.1
2010-11	28	27	951	34.0	37	102	.363	20	64	.313	17	27	.630	6	57	63	2.3	54	0	129	71	0	22	111	4.0
TOTAL	47	29	1401	29.8	58	169	.343	29	113	.257	25	44	.568	12	84	96	2.0	87	1	161	92	2	41	170	3.6


## 2010-11

Opponent	Date	GS	Min	FG	FGA	Pct	3-PTS 3FG	3-PTS FGA	Pct	FREE THROWS FT	FREE THROWS FTA	Pct	REBOUNDS Off	REBOUNDS Def	Tot	Avg	PF	FO	A	TO	Blk	Stl	Pts	Avg
SOUTHERN MISS	11-12-10	*	26	1	3	.333	1	2	.500	1	2	.500	0	4	4	4.0	3	0	3	2	0	0	4	4.0
ST. FRANCIS	11-15-10	*	28	2	4	.500	2	4	.500	0	0	.000	0	0	0	2.0	3	0	4	3	0	2	6	5.0
at UCF	11-18-10	*	37	0	3	.000	0	2	.000	1	2	.500	0	0	0	1.3	4	0	2	3	0	0	1	3.7
GEORGIA SOUTHERN	11-21-10	*	31	2	2	1.000	1	1	1.000	0	2	.000	0	5	5	2.3	1	0	7	3	0	1	5	4.0
LIBERTY	11-23-10																							
vs No. 23 BYU	11-26-10																							
vs Texas Tech	11-27-10																							
VCU	12-01-10	*	29	1	5	.200	0	3	.000	0	0	.000	1	2	3	2.4	2	0	5	4	0	1	2	3.6
at Florida Atlantic	12-04-10	*	34	0	4	.000	0	2	.000	0	0	.000	0	1	1	2.2	3	0	1	2	0	1	0	3.0
at Kent State	12-12-10	*	34	2	5	.400	1	3	.333	2	2	1.000	1	1	2	2.1	3	0	4	4	0	2	7	3.6
AUBURN	12-15-10	*	34	1	3	.333	1	3	.333	0	0	.000	1	1	2	2.1	1	0	7	2	0	0	3	3.5
JAMES MADISON	12-18-10	*	37	2	6	.333	2	5	.400	1	2	.500	1	4	5	2.4	2	0	2	3	0	1	7	3.9
at Cleveland State	12-22-10	*	38	0	0	.000	0	0	.000	1	2	.500	0	3	3	2.5	2	0	3	3	0	0	1	3.6
at Seton Hall	12-28-10	*	31	0	2	.000	0	2	.000	0	0	.000	0	4	4	2.6	4	0	4	2	0	0	0	3.3
at UConn	12-31-10		40	5	7	.714	4	5	.800	0	0	.000	0	3	3	2.7	2	0	4	3	0	1	14	4.2
VILLANOVA	01-06-11	*	34	3	5	.600	1	3	.333	0	0	.000	1	3	4	2.8	3	0	8	1	0	0	7	4.4
LOUISVILLE	01-09-11	*	33	1	4	.250	0	3	.000	0	1	.000	1	2	3	2.8	2	0	10	4	0	1	2	4.2
at Cincinnati	01-12-11	*	36	2	3	.667	1	1	1.000	2	2	1.000	0	0	0	2.6	3	0	3	4	0	1	7	4.4
PROVIDENCE	01-16-11	*	39	1	4	.250	0	1	.000	1	2	.500	0	3	3	2.6	3	0	6	2	0	1	3	4.3
at Rutgers	01-20-11	*	36	3	4	.750	3	4	.750	0	0	.000	0	3	3	2.6	4	0	4	3	0	0	9	4.6
at West Virginia	01-23-11	*	34	1	6	.167	0	3	.000	0	0	.000	0	1	1	2.6	0	0	2	0	0	0	2	4.4
DEPAUL	01-27-11	*	35	2	5	.400	0	2	.000	2	2	1.000	0	4	4	2.6	1	0	7	3	0	2	6	4.5
at Providence	02-02-11	*	33	3	5	.600	0	2	.000	0	0	.000	0	1	1	2.6	3	0	5	0	0	0	6	4.6
SYRACUSE	02-05-11	*	32	1	5	.200	1	4	.250	0	0	.000	0	0	0	2.4	0	0	5	4	0	1	3	4.5
MARQUETTE	02-09-11	*	36	1	3	.333	1	3	.333	0	0	.000	0	2	2	2.4	0	0	9	3	0	1	3	4.5
NOTRE DAME	02-12-11	*	22	0	5	.000	0	2	.000	0	0	.000	0	2	2	2.4	1	0	0	2	0	1	0	4.3
at PITT	02-16-11	*	37	2	3	.667	1	2	.500	0	0	.000	0	1	1	2.3	1	0	6	2	0	1	5	4.3
GEORGETOWN	02-19-11	*	35	0	0	.000	0	0	.000	0	0	.000	0	1	1	2.3	0	0	7	1	0	1	0	4.1
at DePaul	02-26-11	*	35	0	3	.000	0	1	.000	3	4	.750	0	1	1	2.2	1	0	5	3	0	1	3	4.1
PITT	03-02-11	*	39	1	3	.333	0	1	.000	2	2	1.000	0	1	1	2.2	1	0	4	2	0	1	4	4.1
at St. John's	03-05-11	*	36	0	0	.000	0	0	.000	1	2	.500	0	4	4	2.3	1	0	2	3	0	1	1	4.0

Totals	27	951	37	102	.363	20	64	.313	17	27	.630	6	57	63	2.3	54	0	129	71	0	22	111	4.0
--------	----	-----	----	-----	------	----	----	------	----	----	------	---	----	----	-----	----	---	-----	----	---	----	-----	-----







# ALBERTO DAMOUR

Senior | Forward | 6-5 | 225

# # 25

Poinciana, Fla. | Poinciana HS

**2010-11:** Played one minute against St. John's (3/5) ... Made USF debut against Liberty on Nov. 23 ... Joined the Bulls as a walk on in October.

**Poinciana High:** Played basketball for the Eagles.

**Personal:** Originally from New Jersey ... Son of Elise Damour ... Brother to Frantz and Marialisa, who attended USF ... Participated in a study abroad program to Spain in the spring of 2010 ... Majoring in international business, expected to graduate from USF in December 2011.

## 2010-11 Season Highs

Points
Rebounds
Assists
Steals
Blocked Shots
Field Goals
Field Goal Attempts
Free Throws
Free Throw Attempts
3-Point Field Goals
3-Point Field Goal Attempts
Foul Disqualifications
Minutes
1 (2) last at St. John's (3/5/11)

## CAREER STATISTICS

Season	GP	GS	Min.	Avg.	FG	Total FGA	Pct.	3-Point FG	3-Point FGA	Pct.	Free Throws FT	Free Throws FTA	Pct.	Off.	Def.	Tot.	Avg.	PF	FO	Ast.	TO	Blk	Stl	Scoring Pts.	Avg.
2010-11	1	0	1	1.0	0	0	.000	0	0	.000	0	0	.000	0	0	0	0.0	0	0	0	0	0	0	0	0.0

2010-11 Opponent	Date	GS	Min	TOTAL FG	FGA	Pct	3-PTS 3FG	FGA	Pct	FREE THROWS FT	FTA	Pct	REBOUNDS Off	Def	Tot	Avg	PF	FO	A	TO	Blk	Stl	Pts	Avg
SOUTHERN MISS	11-12-10			DNP																				
ST. FRANCIS	11-15-10			DNP																				
at UCF	11-18-10			DNP																				
GEORGIA SOUTHERN	11-21-10			DNP																				
LIBERTY	11-23-10	1	0	0	0	.000	0	0	.000	0	0	.000	0	0	0	0.0	0	0	0	0	0	0	0	0.0
vs No. 23 BYU	11-26-10			DNP																				
vs Texas Tech	11-27-10			DNP																				
VCU	12-01-10			DNP																				
at Florida Atlantic	12-04-10			DNP																				
at Kent State	12-12-10			DNP																				
AUBURN	12-15-10			DNP																				
JAMES MADISON	12-18-10			DNP																				
at Cleveland State	12-22-10			DNP																				
at Seton Hall	12-28-10			DNP																				
at UConn	12-31-10			DNP																				
VILLANOVA	01-06-11			DNP																				
LOUISVILLE	01-09-11			DNP																				
at Cincinnati	01-12-11			DNP																				
PROVIDENCE	01-16-11			DNP																				
at Rutgers	01-20-11			DNP																				
at West Virginia	01-23-11			DNP																				
DEPAUL	01-27-11			DNP																				
at Providence	02-02-11			DNP																				
SYRACUSE	02-05-11			DNP																				
MARQUETTE	02-09-11			DNP																				
NOTRE DAME	02-12-11			DNP																				
at Pitt	02-16-11			DNP																				
GEORGETOWN	02-19-11			DNP																				
at DePaul	02-26-11			DNP																				
PITT	03-02-11			DNP																				
at St. John's	03-05-11	1	0	0	0	.000	0	0	.000	0	0	.000	0	0	0	0.0	0	0	0	0	0	0	0	0.0
Totals		0	2	0	0	.000	0	0	.000	0	0	.000	0	0	0	0.0	0	0	0	0	0	0	0	0.0





# LaVonte Dority

Freshman | Guard | 6-1 | 195

# # 3



Chicago, Ill. | Foreman HS

**2010-11:** Knocked down his first three on his way to seven points vs. Liberty (11/23) ... Scored first points of his college career with a pair of free throws against Georgia Southern (11/21) ... Made USF debut against Southern Miss (11/12), playing five minutes.

**Edwin G. Foreman High School:** Averaged 20 points, six assists and 4.8 rebounds in his senior season ... One of four Division I signees on his high school team ... Led the Hornets to a 19-7 record in the Chicago Public League ... Rated by ESPN as one of the top 50 point guards in the country ... All-state and all-city ... Team captain ... Honor roll.

**Personal:** Born October 28, 1991 ... Son of Toya Dority and Lorenzo James ... Brother to Jalen, Quwanis, Syre, Tamera, Chasity, Lamya ... Majoring in communications ... Chose USF over New Mexico, Wisconsin and Baylor.

**From Coach Heath:** LaVonte is a point guard that has playmaking abilities and has scoring capabilities as well. He is physically a very strong guard as a high school senior, and I think that will help him be ready to play early in his career and to be an impact player. He plays in a basketball city that produces guards year after year, so hopefully he will be a player that we talk about in the same breath as some of those notable Chicago guards.

## 2010-11 Season Highs

### Points

7, vs. Liberty (11/23/10)

### Rebounds

3, vs. Texas Tech (11/27/10)

### Assists

4, vs. Notre Dame (02/12/11)

### Steals

1 (2), last vs. Texas Tech (11/27/10)

### Blocked Shots

### Field Goals

3, vs. Liberty (11/23/10)

### Field Goal Attempts

4, vs. Liberty (11/23/10)

### Free Throws

2, vs. Georgia Southern (11/21/10)

### Free Throw Attempts

2, vs. Georgia Southern (11/21/10)

### 3-Point Field Goals

1 (2), last vs. Louisville (01/09/11)

### 3-Point Field Goal Attempts

2, vs. Liberty (11/23/10)

### Foul Disqualifications

### Minutes

17 (2), last vs. Notre Dame (02/12/11)


## CAREER STATISTICS

Season	GP	GS	Min.	Avg.	FG	Total FGA	Pct.	3-Point FG	3-Point FGA	3-Point Pct.	FT	FTA	Pct.	Off.	Def.	Tot.	Avg.	PF	FO	Ast.	TO	Blk	Stl	Scoring Pts.	Avg.
2010-11	25	0	141	5.6	6	19	.316	2	7	.286	2	2	1.000	2	6	8	0.3	14	0	9	14	0	2	16	0.6

### 2010-11

Opponent	Date	GS	Min	FG	FGA	Pct	3FG	FGA	Pct	FT	FTA	Pct	Off	Def	Tot	Avg	PF	FO	A	TO	Blk	Stl	Pts	Avg
SOUTHERN MISS	11-12-10	5	0	1	.000	0	0	.000	0	0	.000	0	0	0	0	0.0	1	0	0	0	0	0	0	0.0
ST. FRANCIS	11-15-10	4	0	0	.000	0	0	.000	0	0	.000	0	0	0	0	0.0	0	0	0	0	0	0	0	0.0
at UCF	11-18-10	2	0	0	.000	0	0	.000	0	0	.000	0	0	0	0	0.0	0	0	0	0	0	0	0	0.0
GEORGIA SOUTHERN	11-21-10	5	0	2	.000	0	1	.000	2	2	1.000	0	0	0	0	0.0	1	0	0	1	0	1	2	0.5
LIBERTY	11-23-10	17	3	4	.750	1	2	.500	0	0	.000	1	1	2	0.4	1	0	2	2	0	0	7	1.8	
vs No. 23 BYU	11-26-10	4	0	0	.000	0	0	.000	0	0	.000	0	0	0	0	0.3	0	0	0	0	0	0	0	1.5
vs Texas Tech	11-27-10	14	0	2	.000	0	1	.000	0	0	.000	1	2	3	0.7	0	0	0	3	0	1	0	1.3	
VCU	12-01-10	3	0	0	.000	0	0	.000	0	0	.000	0	0	0	0	0.6	0	0	0	1	0	0	0	1.1
at Florida Atlantic	12-04-10			DNP																				
at Kent State	12-12-10			DNP																				
AUBURN	12-15-10	0	0	0	.000	0	0	.000	0	0	.000	0	0	0	0	0.6	0	0	0	0	0	0	0	1.0
JAMES MADISON	12-18-10			DNP																				
at Cleveland State	12-22-10	3	0	0	.000	0	0	.000	0	0	.000	0	1	1	0.6	0	0	0	1	0	0	0	0	0.9
at Seton Hall	12-28-10			DNP																				
at UConn	12-31-10	1	0	0	.000	0	0	.000	0	0	.000	0	0	0	0	0.5	1	0	0	1	0	0	0	0.8
VILLANOVA	01-06-11	9	0	0	.000	0	0	.000	0	0	.000	0	0	0	0	0.5	2	0	2	0	0	0	0	0.8
LOUISVILLE	01-09-11	8	1	2	.500	1	1	1.000	0	0	.000	0	0	0	0	0.5	1	0	0	0	0	3	0.9	
at Cincinnati	01-12-11	14	1	2	.500	0	0	.000	0	0	.000	0	0	0	0	0.4	1	0	0	1	0	0	2	1.0
PROVIDENCE	01-16-11	1	0	0	.000	0	0	.000	0	0	.000	0	0	0	0	0.4	0	0	0	0	0	0	0	0.9
at Rutgers	01-20-11	4	0	0	.000	0	0	.000	0	0	.000	0	0	0	0	0.4	0	0	0	0	0	0	0	0.9
at West Virginia	01-23-11	6	0	0	.000	0	0	.000	0	0	.000	0	1	1	0.4	3	0	0	0	0	0	0	0	0.8
DEPAUL	01-27-11	5	0	1	.000	0	1	.000	0	0	.000	0	1	1	0.4	1	0	0	1	0	0	0	0	0.8
at Providence	02-02-11	2	0	0	.000	0	0	.000	0	0	.000	0	0	0	0	0.4	0	0	0	0	0	0	0	0.7
SYRACUSE	02-05-11	2	0	0	.000	0	0	.000	0	0	.000	0	0	0	0	0.4	0	0	0	0	0	0	0	0.7
MARQUETTE	02-09-11			DNP																				
NOTRE DAME	02-12-11	17	1	3	.333	0	1	.000	0	0	.000	0	0	0	0	0.4	2	0	4	3	0	0	2	0.8
at PITT	02-16-11			DNP																				
GEORGETOWN	02-19-11	5	0	1	.000	0	0	.000	0	0	.000	0	0	0	0	0.4	0	0	1	0	0	0	0	0.7
at DePaul	02-26-11	4	0	1	.000	0	0	.000	0	0	.000	0	0	0	0	0.3	0	0	0	0	0	0	0	0.7
PITT	03-02-11	1	0	0	.000	0	0	.000	0	0	.000	0	0	0	0	0.3	0	0	0	0	0	0	0	0.7
at St. John's	03-05-11	5	0	0	.000	0	0	.000	0	0	.000	0	0	0	0	0.3	0	0	0	0	0	0	0	0.6
Totals		0	141	6	19	.316	2	7	.286	2	2	1.000	2	6	8	0.3	14	0	9	14	0	2	16	0.6





# JARRID FAMOUS #31

Senior | Forward/Center | 6-11 | 240

Bronx, N.Y. | West Chester Community College | Houston Inner City Academy | Blessed Sacrament HS

**2010-11:** Posted 15 points and 12 rebounds on senior night vs. Pittsburgh (3/2/11) ... Scored 14 points and grabbed eight rebounds vs. Syracuse (2/5/11) ... Missed the game at Providence (2/2) due to back pain in his L5 and S1 vertebrae ... Scored 15 points and grabbed a career-high tying 14 rebounds vs. Providence (01/16) ... Back-to-back double-doubles against Cleveland State (12/22) and James Madison (12/18) ... Scored a career-high 22 points and grabbed a season-high 11 rebounds at CSU ... First double-double of the year was 11 points, 10 rebounds against James Madison (12/18) ... Season-high 15 points and six rebounds against Auburn (12/15) ... Missed game at Kent State (12/12) with illness ... Scored 10 points and grabbed eight rebounds against Southern Miss (11/12).

**2009-10:** Competed in 32 games, starting in all but two ... Missed the game against Cincinnati (02/16) with a sprained right knee ... Ranked third on the team with 10.4 points and led the way with 7.5 boards per game, which ranked ninth in the BIG EAST ... Ranked fifth in offensive rebounds per game at 3.1 ... Also had the second-most blocks with 21 ... Led the team in shooting percentage, making 52.7 percent of his floor shots (128-of-243), putting him 11th in the league ... Sank 78-of-123 free throws (63.4 percent) ... Had seven double-doubles on the season ... Made his first NCAA D-I start at SMU (11/13) with nine points and two rebounds ... Nearly posted a double-double with 12 points and eight boards against Virginia (11/16) ... Pulled down 11 boards against Davidson (11/19), followed by a 16-point effort against South Carolina the next night ... Posted 13 points against UNC Wilmington (11/22) ... Knocked down 7-of-8 shots for 16 points with eight rebounds and two assists against Kent State (11/25) ... Contributed 16 points on 7-of-10 shooting and had a double-double with 10 rebounds against Hampton (12/2) ... Had his second double-double of the season against UCF with 11 points and 10 rebounds (12/16) ... Posted his second-straight double-double with 11 points and 10 boards against USFCA (12/19) ... Posted his fourth double-double of the year with 12 points and 10 rebounds at Louisville (12/30) ... Swatted away four shots and went 7-of-10 from the floor for 14 points against Notre Dame (01/05) ... Nearly had a double-double against Syracuse (1/10), contributing nine points with 12 rebounds ... Earned his fifth double-double of the year with 13 points and 12 rebounds against Rutgers (01/16) ... Knocked down 14 points on 5-of-9 shooting and grabbed seven rebounds at Cincinnati (01/20) ... Posted 17 points with seven rebounds at Providence (01/23) ... Went 7-of-11 from the free throw line and 4-of-9 from the field for 15 points and a career-high 14 rebounds against Seton Hall (01/28) ... Contributed seven points and four rebounds at Georgetown (02/03) ... Posted a career-high 18 points on 8-of-9 shooting with eight rebounds at Notre Dame (02/07) ... Earned his seventh double-double of the season with 12 points and 10 rebounds at Marquette (02/13) ... Did not make the start at Villanova (02/24) after missing practice time due to the birth of his daughter, London ... Added eight points and seven rebounds in win over DePaul (03/09) in BIG EAST Championship ... Posted 10 points and seven rebounds in the last game of the season against NC State (03/16) in the NIT.

**Community College:** Spent the past two years at Westchester Community College where he was one of 10 players named to the NJCAA Division I All-American first-team for the 2008-2009 season ... Rated 11th best junior college player in the country by Rivals.com ... Averaged 25.2 points, 13.6 rebounds and 2.1 blocks per game as a sophomore at WCC ... The 25.2 points per game ranked third in the country in scoring among junior colleges and the 13.7 rebounds was second best nationally ... Shot 58.3 percent from the field ... Scored 300 or more points seven times with a single-game high of 36 ... Recorded 20 or more rebounds three times with a single-game high of 25 ... Combined games of 36 points and 21 rebounds, 32 points and 23 rebounds and 28 points and 25 rebounds ... Helped WCC to a 19-11 record as a sophomore ... Named Region 15 Player of the Year and Mid-Hudson Conference Player of the Year ... Averaged 21.8 points and 11.0 rebounds a game as a freshman ... First Team Region 15 and First Team All Mid-Hudson as a freshman ... Tallied 1,411 points and 741 rebounds in his two seasons at WCC, averaging 23.5 points and 12.3 rebounds ... Coached by Tyrone Mushatt at WCC.

**High School:** Spent a year at prep school at Houston Inner City Academy prior to attending WCC ... Graduated from Blessed Sacrament High School in New Rochelle, N.Y.

**Personal:** Son of Jerome and the late Dianne Famous ... Chose USF over Arizona, Missouri, Seton Hall, Pittsburgh, Houston and St. John's ... Signed with USF on April 23, 2009.

## Famous Season / Career Highs

### Points

Season: 22, at Cleveland State (12/22/10)  
Career: 22, at Cleveland State (12/22/10)

### Rebounds

Season: 14, vs. Providence (01/16/11)  
Career: 14 (2), last vs. Providence (01/16/11)

### Assists

Season: 2, vs. Liberty (11/23/10)  
Career: 2 (4), last vs. Liberty (11/23/10)

### Steals

Season: 2, vs. Auburn (12/15/10)  
Career: 2 (3), last vs. Auburn (12/15/10)

### Blocked Shots

Season: 2 (3), last at Pitt (2/16/11)  
Career: 4, vs. Notre Dame (01/05/10)

### Field Goals

Season: 9, at Cleveland State (12/22/10)  
Career: 9, at Cleveland State (12/22/10)

### Field Goal Attempts

Season: 15, vs. Pittsburgh (03/2/11)  
Career: 16, at Providence (01/23/10)

### Free Throws

Season: 9, vs. Auburn (12/15/10)  
Career: 9, vs. Auburn (12/15/10)

### Free Throw Attempts

Season: 13, vs. Auburn (12/15/10)  
Career: 13, vs. Auburn (12/15/10)

### 3-Point Field Goals

Season: ----  
Career: ----

### 3-Point Field Goal Attempts

Season: 1, vs. BYU (11/26/10)  
Career: 1, vs. BYU (11/26/10)

### Foul Disqualifications

Season: 1, vs. James Madison (12/18/10)  
Career: 3, 2009-10

### Minutes

Season: 31, at Cleveland State (12/22/10)  
Career: 42, vs. Seton Hall (01/28/10)

2009-10			
Opposition	P	R	A
at SMU	9	2	0
VIRGINIA	12	8	2
vs Davidson	4	11	1
vs South Carolina	16	9	0
vs UNCW	13	4	0
KENT STATE	16	8	2
FAU	6	9	0
HAMPTON	16	10	0
CMU	5	1	1
UCF	11	10	0
vs USFCA	11	10	0
vs USD	14	7	1
at Louisville	12	10	0
NOTRE DAME	14	6	0
at Syracuse	9	12	0
WEST VIRGINIA	6	5	0
RUTGERS	13	12	1
at Cincinnati	14	7	1
at Providence	17	7	1
SETON HALL	15	14	0
PITTSBURGH	8	4	0
at Georgetown	7	4	0
at Notre Dame	18	8	0
at Marquette	12	10	2
CINCINNATI	DNP		
ST. JOHN'S	3	6	1
at Villanova	7	4	1
PROVIDENCE	6	6	1
at DePaul	8	9	1
UCONN	9	6	0
vs DePaul	6	8	0
vs Georgetown	7	7	0
NC STATE	10	7	0

## CAREER STATISTICS

Season	GP	GS	Min.	Avg.	Total			3-Point			Free Throws			Rebounds			Scoring		
					FG	FGA	Pct.	FG	FGA	Pct.	FT	FTA	Pct.	Off.	Def.	Tot.	Avg.	PF	Fo
2009-10	32	30	949	29.7	128	243	.527	0	0	.000	78	123	.634	98	143	241	7.5	91	3
2010-11	29	18	598	20.6	94	184	.511	0	2	.000	71	95	.747	70	90	160	5.5	56	1
TOTAL	61	48	1547	25.4	222	427	.520	0	2	.000	149	218	.683	168	233	401	6.6	147	4

2010-11	Opponent	Date	GS	Min	TOTAL			3-PTS			FREE THROWS			REBOUNDS				PF	FO	A	TO	Blk	Stl	Pts	Avg	
					FG	FGA	Pct	3FG	FGA	Pct	FT	FTA	Pct	Off	Def	Tot	Avg									
	SOUTHERN MISS	11-12-10	*	28	4	5	.800	0	0	.000	2	3	.667	4	4	8	8.0	0	0	1	0	1	0	10	10.0	
	ST. FRANCIS	11-15-10	*	16	2	4	.500	0	0	.000	1	3	.333	3	4	7	7.5	2	0	0	4	1	0	5	7.5	
	at UCF	11-18-10	*	15	1	2	.500	0	0	.000	0	0	.000	1	4	5	6.7	2	0	0	2	0	0	2	5.7	
	GEORGIA SOUTHERN	11-21-10	*	24	3	6	.500	0	0	.000	6	10	.600	2	1	3	5.8	3	0	0	4	1	0	12	7.3	
	LIBERTY	11-23-10		16	2	3	.667	0	0	.000	0	0	.000	0	3	3	5.2	3	0	2	0	1	0	4	6.6	
	vs No. 23 BYU	11-26-10		25	2	5	.400	0	1	.000	4	4	1.000	1	3	4	5.0	1	0	1	2	2	0	8	6.8	
	vs Texas Tech	11-27-10	*	16	4	6	.667	0	0	.000	2	2	1.000	1	2	3	4.7	3	0	0	0	0	0	10	7.3	
	VCU	12-01-10		13	2	4	.500	0	0	.000	0	0	.000	3	1	4	4.6	0	0	0	1	1	0	4	6.9	
	at Florida Atlantic	12-04-10	*	20	3	6	.500	0	0	.000	3	5	.600	2	2	4	4.6	0	0	1	1	0	1	9	7.1	
	at Kent State	12-12-10			DNP - Illness																					
	AUBURN	12-15-10		25	3	4	.750	0	0	.000	9	13	.692	3	3	6	4.7	2	0	0	2	1	2	15	7.9	
	JAMES MADISON	12-18-10	*	28	5	12	.417	0	0	.000	1	1	1.000	5	5	10	5.2	5	1	0	2	2	0	11	8.2	
	at Cleveland State	12-22-10	*	31	9	14	.643	0	0	.000	4	4	1.000	5	6	11	5.7	1	0	0	2	0	1	22	9.3	
	at Seton Hall	12-28-10	*	28	3	8	.375	0	0	.000	5	6	.833	4	3	7	5.8	0	0	1	4	1	0	11	9.5	
	at UConn	12-31-10	*	20	2	5	.400	0	0	.000	2	5	.400	3	3	6	5.8	4	0	1	1	0	0	6	9.2	
	VILLANOVA	01-06-11		22	2	3	.667	0	0	.000	4	4	1.000	3	0	3	5.6	3	0	0	1	0	0	8	9.1	
	LOUISVILLE	01-09-11	*	20	2	3	.667	0	0	.000	5	6	.833	3	1	4	5.5	3	0	0	1	0	0	9	9.1	
	at Cincinnati	01-12-11	*	21	3	6	.500	0	0	.000	3	4	.750	0	5	5	5.5	4	0	0	2	0	1	9	9.1	
	PROVIDENCE	01-16-11	*	24	7	13	.538	0	0	.000	1	2	.500	7	7	14	5.9	2	0	1	0	0	1	15	9.4	
	at Rutgers	01-20-11	*	21	2	5	.400	0	0	.000	2	2	1.000	3	4	7	6.0	1	0	1	1	0	0	6	9.3	
	at West Virginia	01-23-11		11	1	4	.250	0	0	.000	0	0	.000	1	2	3	5.9	4	0	0	1	0	0	2	8.9	
	DEPAUL	01-27-11	*	17	2	3	.667	0	0	.000	2	2	1.000	2	2	4	5.8	0	0	0	2	1	0	6	8.8	
	at Providence	02-02-11			DNP - Injury																					
	SYRACUSE	02-05-11		25	5	10	.500	0	0	.000	4	4	1.000	2	6	8	5.9	2	0	1	0	1	0	14	9.0	
	MARQUETTE	02-09-11		13	1	2	.500	0	0	.000	0	0	.000	0	1	1	5.7	1	0	0	0	0	0	2	8.7	
	NOTRE DAME	02-12-11		14	3	8	.375	0	0	.000	1	2	.500	3	3	6	5.7	0	0	0	2	1	0	7	8.6	
	at PITT	02-16-11		22	4	6	.667	0	0	.000	2	2	1.000	1	0	1	5.5	3	0	0	2	2	0	10	8.7	
	GEORGETOWN	02-19-11	*	12	1	6	.167	0	0	.000	0	0	.000	2	2	4	5.4	0	0	0	0	0	0	2	8.4	
	at DePaul	02-26-11		17	6	7	.857	0	0	.000	3	4	.750	0	4	4	5.4	3	0	1	1	1	1	15	8.7	
	PITT	03-02-11	*	30	5	15	.333	0	1	.000	5	7	.714	4	8	12	5.6	1	0	1	1	0	0	15	8.9	
	at St. John's	03-05-11	*	24	5	9	.556	0	0	.000	0	0	.000	2	1	3	5.5	3	0	0	2	0	0	10	8.9	
Totals				18	598	94	184	.511	0	2	.000	71	95	.747	70	90	160	5.5	56	1	12	41	17	7	259	8.9





# TOARLYN FITZPATRICK #32

Sophomore | Forward | 6-8 | 230

Tampa, Fla. | King HS

**2010-11:** Netted career-high 16 points to go with a career-high 13 rebounds vs. Marquette (2/9/11) ... Posted 10 points and six boards vs. Syracuse (2/5/11) ... Tied a career high with 13 points at Providence (2/2/11) ... Scored 11 points and grabbed five rebounds in 19 minutes vs. DePaul (1/27) ... Handed out a career-high three assists against Auburn (12/15) ... Second-career double-double was against No. 23 BYU (11/26) with 10 points and 11 rebounds in just 18 minutes ... Scored 13 points and grabbed nine rebounds against Georgia Southern (11/21), the school he signed with coming out of high school.

**2009-10:** Saw action in all 33 games, starting in 22 ... Moved into a starting role when teammate Augustus Gilchrist went down with an ankle injury and started all but two games the rest of the way, beginning with UCF (12/16) ... Averaged 4.3 points and 4.5 rebounds per game in 22.1 minutes per contest ... Led the team with 32 blocks on the season while also contributing 20 steals and 12 assists ... Shot 53-of-133 (39.8 percent) from the floor, including 3-of-10 from 3-point range ... Also hit 32-of-58 free throws (55.2 percent) ... Played 20 minutes in his first collegiate game at SMU (11/13), grabbing three rebounds ... Scored his first collegiate points with a layup with 5:30 left in the first half against Davidson (11/19) ... Added four more points the next night against South Carolina (11/20) ... Contributed six rebounds with three points and two blocks against UNC Wilmington (11/22) ... Scored nine points with four boards and two blocks against Kent State (11/25) ... Added five rebounds against FAU (11/25) ... Had 11 points on 5-of-9 shooting against Hampton (12/2) ... Had a season-high seven rebounds with five points against CMU (12/13) ... Made his first career start against UCF (12/16), contributing nine rebounds with two points and two blocks ... Had his first career double-double with 11 points and a career-high 11 rebounds at Louisville (12/30) ... Went 4-of-5 from the field and 5-of-7 from the free throw line for a career-high 13 points with six boards and three blocks against Notre Dame (01/05) ... Knocked down his first career 3-pointer and went 4-of-8 overall for 12 points along with seven rebounds and a career-high five steals against Rutgers (01/16) ... Sank the game-tying 3-pointer with .2 seconds left to send the game into overtime at Providence (01/23), a game the Bulls won after that first extra session ... Shot 4-of-4 and had 12 points all together with eight rebounds against the Friars ... Contributed seven points against Seton Hall (01/28) ... Grabbed 10 rebounds in an upset win over No. 17 Pitt (01/31) ... Posted six points and six boards with two steals at Georgetown (02/03) ... Contributed four points, five rebounds and three blocks against DePaul (03/09) in BIG EAST Championship ... Also blocked two shots against Georgetown the next day (03/10) on back-to-back possessions for the Hoyas to open the second half.

**High School:** One of the top forwards in Florida out of Tampa King High School and was named the St. Petersburg Times' Suncoast Player of the Year after averaging a double-double as a senior with 14.0 points and 11.3 rebounds per game ... Also chipped in 4.3 blocks, 3.0 assists and 2.0 steals per game ... Led King to its best season in school history as a senior, finishing 23-7 and leading the Lions to their first ever 5A state final four appearance ... Had a 10-assist and two eight-assist outings ... Also had two eight-block games and a school single-game record 25-rebound game ... Tallied a triple-double in region final win with 18 points, 18 rebounds and 10 assists ... Scored more than 2,000 career points in his high school career ... Named to the Tampa Tribune's All-Hillsborough County Boys Basketball first-team and named a Tampa Bay Basketball Coaches Association All-Star and Florida Athletic Coaches Association All-Star ... Averaged 15.5 points and 9.0 rebounds per game as a junior ... Was an All-Western Conference and All-Bay Area Suncoast Team honoree, and was named Tournament MVP of the Alonso Holiday Classic as a junior ... Posted 15.0 points and 9.7 rebounds an outing as a sophomore and was named to the All-Western Conference and All-Hillsborough County teams ... Coached by Sam Lanier at King ... Chose USF over Miami, Alabama, Auburn, Tulane, Ole Miss and Florida State.

**Personal:** Son of Limbana Lester ... Has one younger sister, Torri Fitzpatrick ... Born Sept. 4, 1989 ... Majoring in communications ... Signed with Georgia Southern in the November signing period but was granted a release from his NLI after Georgia Southern's coach resigned at the end of the season ... Signed with USF on April 24, 2009.

## Fitzpatrick Season / Career Highs

### Points

Season: 16, vs. Marquette (2/9/11)  
Career: 16, vs. Marquette (2/9/11)

### Rebounds

Season: 13, vs. Marquette (2/9/11)  
Career: 13, vs. Marquette (2/9/11)

### Assists

Season: 3, vs. Auburn (12/15/10)  
Career: 3, vs. Auburn (12/15/10)

### Steals

Season: 3, vs. Syracuse (2/5/11)  
Career: 5, vs. Rutgers (01/16/10)

### Blocked Shots

Season: 3, vs. Syracuse (2/5/11)  
Career: 3 (2), last vs. DePaul (03/09/10)

### Field Goals

Season: 6, vs. Marquette (2/9/11)  
Career: 6, vs. Marquette (2/9/11)

### Field Goal Attempts

Season: 12, vs. Marquette (2/9/11)  
Career: 12, vs. Marquette (2/9/11)

### Free Throws

Season: 5, vs. BYU (11/26/10)  
Career: 5 (3), last vs. BYU (11/26/10)

### Free Throw Attempts

Season: 6 (2), last vs. Auburn (12/15/10)  
Career: 10, at Louisville (12/30/09)

### 3-Point Field Goals

Season: 2 (3), last at Providence (2/2/11)  
Career: 2 (3), last at Providence (2/2/11)

### 3-Point Field Goal Attempts

Season: 3 (3), last at Providence (2/2/11)  
Career: 3 (3), last at Providence (2/2/11)

### Foul Disqualifications

Season: 1, vs. James Madison (12/18/10)  
Career: 1, 2009-10

### Minutes

Season: 35, vs. Marquette (2/9/11)  
Career: 36, vs. Notre Dame (01/05/10)

2009-10			
Opposition	P	R	A
at SMU	0	3	0
VIRGINIA	0	1	0
vs Davidson	2	3	0
vs South Carolina	4	2	0
vs UNCW	3	6	1
KENT STATE	9	4	1
FAU	1	5	2
HAMPTON	11	4	1
CMU	5	7	0
UCF	2	9	1
vs USFCA	0	5	0
vs USD	7	5	1
at LOUISVILLE	11	11	0
NOTRE DAME	13	6	0
at Syracuse	2	5	1
WEST VIRGINIA	2	7	0
RUTGERS	12	7	2
at Cincinnati	5	2	0
at Providence	12	8	0
SETON HALL	7	1	0
PITTSBURGH	3	10	0
at Georgetown	6	6	0
at Notre Dame	2	3	0
at Marquette	0	4	2
CINCINNATI	4	4	0
ST. JOHN'S	0	2	0
at Villanova	0	0	0
PROVIDENCE	2	1	0
at DePaul	2	3	0
UCONN	4	3	0
vs DePaul	4	5	0
vs Georgetown	2	4	0
NC STATE	4	3	0

## CAREER STATISTICS

Season	GP	GS	Min.	Avg.	Total			3-Point			Free Throws			Rebounds				Scoring									
					FG	FGA	Pct.	FG	FGA	Pct.	FT	FTA	Pct.	Off.	Def.	Tot.	Avg.	PF	FO	Ast.	TO	Blk	Stl	Pts.	Avg.		
2009-10	33	22	729	22.1	53	133	.398	3	10	.300	32	58	.552	58	91	149	4.5	81	1	12	42	32	20	141	4.3		
2010-11	31	6	459	14.8	49	114	.430	11	30	.367	31	43	.721	40	94	134	4.3	53	1	17	41	18	13	140	4.5		
TOTAL	64	28	1188	18.6	102	247	.413	14	40	.350	63	101	.624	98	185	283	4.4	134	2	29	83	50	33	281	4.4		

2010-11	Opponent	Date	GS	Min	TOTAL			3-PTS			FREE THROWS			REBOUNDS				PF	FO	A	TO	Blk	Stl	Pts	Avg
					FG	FGA	Pct	3FG	FGA	Pct	FT	FTA	Pct	Off	Def	Tot	Avg								
	SOUTHERN MISS	11-12-10	14	2	5	.400	0	1	.000	0	0	.000	0	2	2	2.0	4	0	1	1	0	0	4	4.0	
	ST. FRANCIS	11-15-10	13	0	0	.000	0	0	.000	2	2	1.000	0	3	3	2.5	3	0	1	1	0	0	2	3.0	
	at UCF	11-18-10	11	0	2	.000	0	0	.000	0	1	.000	1	3	4	3.0	1	0	1	2	0	0	0	2.0	
	GEORGIA SOUTHERN	11-21-10	16	5	6	.833	2	3	.667	1	1	1.000	2	7	9	4.5	2	0	2	4	2	0	13	4.8	
	LIBERTY	11-23-10	12	1	2	.500	1	2	.500	0	0	.000	2	3	5	4.6	1	0	0	2	0	0	3	4.4	
	vs No. 23 BYU	11-26-10	18	2	3	.667	1	1	1.000	5	6	.833	3	8	11	5.7	3	0	0	1	2	0	10	5.3	
	vs Texas Tech	11-27-10	8	0	1	.000	0	0	.000	0	0	.000	0	0	0	4.9	0	0	0	1	0	0	0	4.6	
	VCU	12-01-10	9	1	3	.333	0	0	.000	0	0	.000	1	3	4	4.8	1	0	1	1	0	0	2	4.3	
	at Florida Atlantic	12-04-10	11	2	4	.500	0	1	.000	4	4	1.000	1	1	2	4.4	0	0	0	0	0	0	8	4.7	
	at Kent State	12-12-10	*	31	2	8	.250	2	3	.667	0	2	.000	4	7	11	5.1	3	0	0	5	2	1	6	4.8
	AUBURN	12-15-10	*	25	1	4	.250	0	1	.000	4	6	.667	3	6	9	5.5	2	0	3	1	1	1	6	4.9
	JAMES MADISON	12-18-10	16	0	2	.000	0	1	.000	0	0	.000	1	2	3	5.3	5	1	0	2	0	0	0	4.5	
	at Cleveland State	12-22-10	8	0	0	.000	0	0	.000	1	2	.500	1	3	4	5.2	0	0	1	0	1	1	1	4.2	
	at Seton Hall	12-28-10	5	1	2	.500	0	0	.000	0	0	.000	0	2	2	4.9	1	0	0	0	0	0	2	4.1	
	at UConn	12-31-10	11	1	3	.333	0	0	.000	0	1	.000	1	1	2	4.7	2	0	1	2	0	1	2	3.9	
	VILLANOVA	01-06-11	3	0	0	.000	0	0	.000	0	0	.000	0	0	0	4.4	1	0	0	1	0	0	0	3.7	
	LOUISVILLE	01-09-11	3	0	1	.000	0	1	.000	0	0	.000	1	0	1	4.2	1	0	1	0	0	0	0	3.5	
	at Cincinnati	01-12-11	8	0	0	.000	0	0	.000	2	2	1.000	0	1	1	4.1	1	0	0	2	1	0	2	3.4	
	PROVIDENCE	01-16-11	16	4	9	.444	0	2	.000	2	2	1.000	2	2	4	4.1	3	0	0	0	1	1	10	3.7	
	at Rutgers	01-20-11	12	0	4	.000	0	1	.000	0	0	.000	0	5	5	4.1	2	0	1	0	2	1	0	3.6	
	at West Virginia	01-23-11	13	1	1	1.000	0	0	.000	0	0	.000	1	2	3	4.0	1	0	0	1	0	0	2	3.5	
	DEPAUL	01-27-11	19	4	8	.500	1	1	1.000	2	2	1.000	3	2	5	4.1	0	0	1	0	1	1	11	3.8	
	at Providence	02-02-11	22	5	6	.833	2	3	.667	1	1	1.000	1	3	4	4.1	1	0	0	1	0	2	13	4.2	
	SYRACUSE	02-05-11	*	26	4	6	.667	0	1	.000	2	5	.400	0	6	6	4.2	3	0	0	1	3	3	10	4.5
	MARQUETTE	02-09-11	*	35	6	12	.500	1	4	.250	3	4	.750	4	9	13	4.5	3	0	0	6	0	0	16	4.9
	NOTRE DAME	02-12-11	*	22	2	7	.286	0	2	.000	0	0	.000	5	4	9	4.7	0	0	0	2	1	0	4	4.9
	at PITT	02/16/11	*	26	2	4	.500	0	0	.000	2	2	1.000	0	2	2	4.6	4	0	0	0	0	0	6	4.9
	GEORGETOWN	02-19-11	23	3	7	.429	1	1	1.000	0	0	.000	3	3	6	4.6	3	0	0	0	0	0	7	5.0	
	at DePaul	02-26-11	7	0	1	.000	0	0	.000	0	0	.000	0	3	3	4.6	1	0	2	2	0	1	0	4.8	
	PITT	03-02-11	12	0	1	.000	0	0	.000	0	0	.000	0	1	1	4.5	0	0	1	0	1	0	0	4.7	
	at St. John's	03-05-11	4	0	2	.000	0	1	.000	0	0	.000	0	0	0	4.3	1	0	0	2	0	0	0	4.5	
Totals			6	459	49	114	.430	11	30	.367	31	43	.721	40	94	134	4.3	53	1	17	41	18	13	140	4.5





# AUGUSTUS GILCHRIST #24

Junior | Forward | 6-10 | 245

Clinton, Md. | Maryland | Progressive Christian Academy | Friendly HS

**BIG EAST Weekly Honor Roll - Nov. 30, 2009 | BIG EAST Rookie of the Week - Jan. 26, 2009**  
**South Padre Invitational All-Tournament Team (2010)**

**2010-11:** Set a career high with 32 points on 9-14 shooting at DePaul (2/26/11) ... Narrowly missed a double-double in back-to-back games with 10 points and nine rebounds at Providence (2/2) and nine points and 10 boards vs. DePaul (1/27) ... Back-to-back double-doubles with 16 points/10 rebounds vs. Villanova (1/6) and 25 points/10 rebounds vs. Louisville (1/9) ... Scored 21 points and had eight rebounds at No. 4 UConn in his first start in five games ... Broke out with 23 points on a perfect 8-for-8 performance from the field against Georgia Southern (11/21) ... Scored 14 points at UCF (11/18) ... Grabbed 10 rebounds and scored eight points against Southern Miss (11/12).

**2009-10:** Competed in 18 games, starting in 10 ... Missed 15 games due to a severe ankle sprain midway through the season ... Was leading the team with 18.8 points per game at the time of his injury ... Finished the season second on the team with an average of 13.4 points and third with 5.9 rebounds in 28.2 minutes per game ... Hit 48.5 percent (80-of-165) from the field, including 13-of-27 (48.1 percent) from 3-point range ... Led the team in free throw shooting, hitting 68-of-90 (75.6 percent) ... Also contributed 17 blocks ... Sank 15-of-16 free throws against Davidson (11/19) to tie the second-best mark in school history with Solomon Bozeman, who also had 15 against Stetson Nov. 27, 2006 ... Added 19 points the next night against South Carolina, including 10-of-12 on free throws ... Added 23 second-half points and a career-high 27 all-together on 10-of-12 shooting with seven rebounds and three blocks against FAU (11/27).

**2008-09:** Summer transfer from Maryland who became eligible at the end of the first semester ... First game available was Dec. 14 vs. Niagara ... Appeared in all 25 games he was eligible for, starting 12 ... Averaged 10.2 points per game, third best on the team ... Also averaged 4.4 rebounds, 0.5 assists and a team-high 24 blocked shots ... Started in his USF and collegiate debut vs. Niagara (12/14) ... Was named BIG EAST Rookie of the Week after averaging 17 points, nine rebounds and one block in games vs. DePaul and Villanova ... Double-double against DePaul (1/20) with 16 points and 11 rebounds.

**Before USF:** Transfer from Maryland who signed a grant-in-aid to attend USF ... Originally signed with Virginia Tech in November 2006 but was granted a release from his National Letter of Intent ... Then enrolled at Maryland in January but the Atlantic Coast Conference ruled he would not be eligible until the completion of the fall 2008 semester and would lose a year of eligibility because of ACC intra-conference transfer rules.

**High School:** Spent senior season at Progressive Christian Academy in Camp Springs, Md. ... Attended Friendly High School in Fort Washington, Md., for three years where he was a teammate of current USF guard Chris Howard as a freshman ... Ranked 52nd nationally by Rivals in the 2007 class and 55th by Scout ... Rated the ninth best center by Scout and the 14th best power forward by Rivals ... Named MVP of the 2007 Capital Classic after scoring 24 points and grabbing nine rebounds ... As a senior he averaged 24 points, 12 rebounds and five blocked shots per game ... As a junior, Gilchrist averaged 16 points and 11 rebounds ... Coached by Curtis Malone as a member of the D.C. Assault AAU program.

**Personal:** Major is ISS ... Son of Augustus Sr. and Donna ... Born October 15, 1989.

2008-09			
Opposition	P	R	A
SMU	DNP		
at Virginia	DNP		
High Point	DNP		
Northeastern	DNP		
at UAB	DNP		
at UCF	DNP		
Niagara	8	6	1
vs. Vanderbilt	12	8	0
vs. Murray St.	8	6	1
vs. Wright St.	4	3	0
vs. Oral Rob.	11	4	1
Iona	6	5	0
Syracuse	7	3	1
Louisville	11	3	0
at DePaul	16	4	0
at Pittsburgh	22	3	1
at West Virginia	2	2	0
DePaul	16	11	0
Villanova	18	7	0
at Louisville	5	3	0
at St. John's	12	4	0
Marquette	6	4	2
Providence	2	4	2
at Notre Dame	6	1	1
Georgetown	11	3	0
at UConn	15	4	0
at Seton Hall	20	7	1
West Virginia	5	3	0
Cincinnati	13	4	1
at Rutgers	7	3	0
vs. Seton Hall	12	6	0

2009-10			
Opposition	P	R	A
at SMU	23	9	0
VIRGINIA	18	8	3
vs Davidson	21	8	0
vs South Carolina	19	7	1
vs UNCW	14	6	0
KENT STATE	19	7	1
FAU	27	7	0
HAMPTON	9	7	1
CMU	DNP		
UCF	DNP		
vs. USFCA	DNP		
vs. USD	DNP		
at Louisville	DNP		
NOTRE DAME	DNP		
at Syracuse	DNP		
WEST VIRGINIA	DNP		
RUTGERS	DNP		
at Cincinnati	DNP		
at Providence	DNP		
SETON HALL	DNP		
PITTSBURGH	DNP		
at Georgetown	DNP		
at Notre Dame	DNP		
at Marquette	7	4	0
CINCINNATI	10	6	1
at UConn	2	2	0
at Villanova	5	8	0
PROVIDENCE	21	6	1
at DePaul	11	5	1
UConn	17	3	0
vs DePaul	2	3	0
vs Georgetown	9	8	0
NC STATE	7	2	0

## Gilchrist Season / Career Highs

### Points

Season: 32, at DePaul (2/26/11)

Career: 32, at DePaul (2/26/11)

### Rebounds

Season: 10 (5) vs. DePaul (1/27/11)

Career: 11, vs. DePaul (1/20/09)

### Assists

Season: 4, at Cincinnati (1/12/11)

Career: 4, at Cincinnati (1/12/11)

### Steals

Season: 3, vs. VCU (12/01/10)

Career: 3, vs. VCU (12/01/10)

### Blocked Shots

Season: 3, at Providence (2/2/11)

Career: 5, vs. Louisville (1/7/09)

### Field Goals

Season: 10 (2), Last vs. Georgetown (02/21/11)

Career: 10 (4), last vs. Louisville (01/09/11)

### Field Goal Attempts

Season: 21, vs. Louisville (01/09/11)

Career: 21, vs. Louisville (01/09/11)

### Free Throws

Season: 13, at DePaul (2/26/11)

Career: 15, vs. Davidson (11/19/09)

### Free Throw Attempts

Season: 15, at DePaul (2/26/11)

Career: 16, vs. Davidson (11/19/09)

### 3-Point Field Goals

Season: 1 (6), last at DePaul (2/26/11)

Career: 3 (2), last vs. Kent State (11/25/09)

### 3-Point Field Goal Attempts

Season: 3 (2), last at Providence (2/2/11)

Career: 6 (2), last at UConn (2/21/09)

### Foul Disqualifications

Season: -----

Career: 2, 2008-09

### Minutes


Season: 38, at UConn (12/31/10)

Career: 38, at UConn (12/31/10)

## CAREER STATISTICS

Season	GP	GS	Min.	Avg.	FG	FGA	Pct.	FG	FGA	Pct.	FT	FTA	Pct.	Off.	Def.	Tot.	Avg.	PF	FO	Ast.	TO	Blk	Stl	Pts.	Avg.
2008-09	25	12	605	24.2	99	245	.404	14	43	.326	43	77	.558	42	69	111	4.4	56	2	12	42	24	7	255	10.2
2009-10	18	10	507	28.2	80	165	.485	13	27	.481	68	90	.756	40	66	106	5.9	38	0	9	42	17	4	241	13.4
2010-11	28	22	784	28.0	133	298	.446	7	27	.259	96	140	.686	62	109	171	6.1	76	0	24	70	22	15	369	13.2
TOTAL	71	44	1896	26.7	312	708	.441	34	97	.351	207	307	.674	144	244	388	5.5	170	2	45	154	63	26	865	12.2

2010-11	Opponent	Date	GS	Min	TOTAL FG	FGA	Pct	3-PTS 3FG	FGA	Pct	FREE THROWS FT	FTA	Pct	REBOUNDS Off	Def	Tot	Avg	PF	FO	A	TO	Blk	Stl	Pts	Avg
	SOUTHERN MISS	11-12-10	*	25	4	16	.250	0	3	.000	0	2	.000	3	7	10	10.0	4	0	0	4	1	0	8	8.0
	ST. FRANCIS	11-15-10	*	27	3	5	.600	1	2	.500	0	1	.000	1	4	5	7.5	0	0	0	1	0	1	7	7.5
	at UCF	11-18-10	*	26	7	14	.500	0	0	.000	0	0	.000	1	3	4	6.3	4	0	0	3	0	0	14	9.7
	GEORGIA SOUTHERN	11-21-10	*	30	8	8	1.000	0	0	.000	7	12	.583	1	6	7	6.5	3	0	1	2	0	0	23	13.0
	LIBERTY	11-23-10	*	23	0	4	.000	0	0	.000	3	4	.750	2	1	3	5.8	3	0	1	1	1	0	3	11.0
	vs No. 23 BYU	11-26-10	*	29	5	10	.500	1	2	.500	3	5	.600	1	4	5	5.7	4	0	0	2	2	0	14	11.5
	vs Texas Tech	11-27-10	*	29	3	6	.500	0	1	.000	4	10	.400	2	7	9	6.1	1	0	0	2	1	0	10	11.3
	VCU	12-01-10	*	36	5	10	.500	1	1	1.000	1	2	.500	2	3	5	6.0	4	0	1	1	2	3	12	11.4
	at Florida Atlantic	12-04-10	*	25	2	7	.286	0	1	.000	1	2	.500	2	5	7	6.1	3	0	1	2	0	1	5	10.7
	at Kent State	12-12-10					DNP																		
	AUBURN	12-15-10					DNP																		
	JAMES MADISON	12-18-10					DNP																		
	at Cleveland State	12-22-10		19	5	8	.625	0	0	.000	2	2	1.000	1	3	4	5.9	2	0	2	6	1	0	12	10.8
	at Seton Hall	12-28-10		22	5	11	.455	0	0	.000	2	3	.667	1	3	4	5.7	3	0	0	1	1	0	12	10.9
	at UConn	12-31-10	*	38	7	14	.500	0	0	.000	7	11	.636	2	6	8	5.9	4	0	1	5	1	1	21	11.8
	VILLANOVA	01-06-11	*	35	5	14	.357	0	3	.000	6	7	.857	6	4	10	6.2	3	0	1	1	1	0	16	12.1
	LOUISVILLE	01-09-11		32	10	21	.476	1	1	1.000	4	6	.667	2	8	10	6.5	0	0	1	2	0	1	25	13.0
	at Cincinnati	01/12/11	*	30	3	11	.273	0	2	.000	5	6	.833	3	4	7	6.5	3	0	4	4	0	0	11	12.9
	PROVIDENCE	01-16-11		20	4	8	.500	0	0	.000	2	4	.500	4	3	7	6.6	3	0	3	2	1	0	10	12.7
	at Rutgers	01-20-11	*	30	5	6	.833	0	0	.000	4	4	1.000	2	1	3	6.4	4	0	1	3	1	1	14	12.8
	at West Virginia	01-23-11	*	33	6	12	.500	0	0	.000	8	11	.727	3	7	10	6.6	1	0	0	6	1	0	20	13.2
	DEPAUL	01-27-11		21	2	11	.182	0	0	.000	5	5	1.000	4	6	10	6.7	1	0	2	3	0	1	9	12.9
	at Providence	02-02-11	*	33	4	14	.286	1	3	.333	1	2	.500	2	7	9	6.9	4	0	1	5	3	1	10	12.8
	SYRACUSE	02-05-11	*	27	2	10	.200	0	1	.000	0	0	.000	2	3	5	6.8	2	0	0	0	1	0	4	12.4
	MARQUETTE	02-09-11	*	25	4	8	.500	1	2	.500	2	2	1.000	1	2	3	6.6	3	0	0	4	1	0	11	12.3
	NOTRE DAME	02-12-11	*	25	1	10	.100	0	2	.000	1	4	.250	2	1	3	6.4	3	0	1	3	0	2	3	11.9
	at PITT	02-16-11		19	3	7	.429	0	0	.000	4	5	.800	0	1	1	6.2	4	0	0	2	0	0	10	11.8
	GEORGETOWN	02-19-11	*	32	10	16	.625	0	1	.000	2	3	.667	5	2	7	6.2	1	0	0	2	0	0	22	12.2
	at DePaul	02-26-11	*	30	9	14	.643	1	2	.500	13	15	.867	4	4	8	6.3	2	0	2	1	0	1	32	13.0
	PITT	03-02-11	*	29	6	13	.462	0	0	.000	3	4	.750	1	2	3	6.2	3	0	0	2	2	0	15	13.1
	at St. John's	03-05-11	*	34	5	10	.500	0	0	.000	6	8	.750	2	2	4	6.1	4	0	1	0	1	2	16	13.2
	Totals		22	784	133	298	.446	7	27	.259	96	140	.686	62	109	171	6.1	76	0	24	70	22	15	369	13.2



# SHEDRICK HAYNES

Junior | Guard | 6-0 | 180

# # 11

Bradenton, Fla. | Lackawanna JC – Pa. | Booker HS

**2010-11:** Notched six assists and five points in 26 minutes against St. Francis (11/15) ... Made USF debut against Southern Miss, scoring six points and handing out a team-high three assists in nine minutes.

**Lackawanna JC (2009-10):** Averaged 18.5 points per game and had 105 rebounds, 71 assists and 36 steals in his sophomore season ... Region XIX Division II All-Region First Team ... One of the country's top Ju-Co 3-point shooters, hitting 98 treys at a 42 percent clip in his sophomore season with the Falcons.

**Manatee Community College (2008-09):** Averaged 13 points, four assists and three steals per game ... SunCoast All-Conference Team.

**Booker High:** Standout in both basketball and football.

**Personal:** Born March 31, 1988 ... Son of James and Carolyn Haynes ... Brother to James, Mike and Jayme ... Participated in the Top 120 Jerry Mullen All-American Camp in July 2009 ... Owns a 42-inch vertical leap ... Plans to major in criminology or communications ... Played for the Bay City Ballers AAU team.

**From Coach Heath:** We are excited about Shedrick joining the Bulls. He was at Lackawanna College last season, but is originally from the Bradenton area. He will help us as a point guard, not only to run the team as a point guard, but also to shoot the ball from that position. He is a good communicator on the floor and is excited to be a Bull.

## 2010-11 Season Highs

### Points

6 (2), last at FAU (12/04/10)

### Rebounds

2, at FAU (12/04/10)

### Assists

6, vs. St. Francis (11/15/10)

### Steals

1 (4), last vs. Villanova (01/06/11)

### Blocked Shots

### Field Goals

3, at FAU (12/04/10)

### Field Goal Attempts

5 (2), last at FAU (12/04/10)

### Free Throws

2, vs. St. Francis (11/15/10)

### Free Throw Attempts

2 (2), last vs. St. Francis (11/15/10)

### 3-Point Field Goals

1 (3) last vs. BYU (11/26/10)

### 3-Point Field Goal Attempts

4, vs. St. Francis (11/15/10)

### Foul Disqualifications

### Minutes

26, vs. St. Francis (11/15/10)

## LACKAWANNA CAREER STATISTICS

Season	GP	GS	Min.	Avg.	FG	FGA	Pct.	3-Point FG	3-Point FGA	3-Point Pct.	FT	FTA	Pct.	Off.	Def.	Tot.	Avg.	PF	FO	Ast.	TO	Blk	Stl	Pts.	Avg.
2009-10	30				190	444	.430	98	232	.420	94	124	.76	30	89	119	3.9			76	106	3	40	572	19.1

## USF CAREER STATISTICS

Season	GP	GS	Min.	Avg.	FG	FGA	Pct.	3-Point FG	3-Point FGA	3-Point Pct.	FT	FTA	Pct.	Off.	Def.	Tot.	Avg.	PF	FO	Ast.	TO	Blk	Stl	Pts.	Avg.
2010-11	24	0	142	5.9	9	29	.310	3	16	.188	3	4	.750	1	8	9	0.4	18	0	15	22	0	4	24	1.0

## 2010-11

2010-11					TOTAL				3-PTS				FREE THROWS				REBOUNDS								
Opponent	Date	GS	Min	FG	FGA	Pct	3FG	FGA	Pct	FT	FTA	Pct	Off	Def	Tot	Avg	PF	FO	A	TO	Blk	Stl	Pts	Avg	
SOUTHERN MISS	11-12-10	9	2	4	.500	1	3	.333	1	2	.500	0	1	1	1.0	3	0	3	1	0	0	6	6.0		
ST. FRANCIS	11-15-10	26	1	5	.200	1	4	.250	2	2	1.000	0	0	0	0.5	1	0	6	0	0	0	5	5.5		
at UCF	11-18-10	5	0	1	.000	0	0	.000	0	0	.000	0	0	0	0.3	2	0	0	1	0	0	0	3.7		
GEORGIA SOUTHERN	11-21-10	6	0	0	.000	0	0	.000	0	0	.000	0	0	0	0.3	2	0	1	2	0	0	0	2.8		
LIBERTY	11-23-10	4	0	1	.000	0	1	.000	0	0	.000	0	0	0	0.2	0	0	1	1	0	0	0	2.2		
vs No. 23 BYU	11-26-10	12	1	3	.333	1	3	.333	0	0	.000	0	1	1	0.3	0	0	0	2	0	1	3	2.3		
vs Texas Tech	11-27-10	8	0	0	.000	0	0	.000	0	0	.000	0	1	1	0.4	2	0	1	3	0	1	0	2.0		
VCU	12-01-10	8	0	1	.000	0	1	.000	0	0	.000	0	1	1	0.5	0	0	1	1	0	0	0	1.8		
at Florida Atlantic	12-04-10	17	3	5	.600	0	2	.000	0	0	.000	1	1	2	0.7	2	0	1	2	0	1	6	2.2		
at Kent State	12-12-10	7	0	2	.000	0	1	.000	0	0	.000	0	0	0	0.6	1	0	0	1	0	0	0	2.0		
AUBURN	12-15-10	5	0	0	.000	0	0	.000	0	0	.000	0	0	0	0.5	0	0	1	0	0	0	0	1.8		
JAMES MADISON	12-18-10	3	0	1	.000	0	1	.000	0	0	.000	0	0	0	0.5	0	0	0	1	0	0	0	1.7		
at Cleveland State	12-22-10	3	0	0	.000	0	0	.000	0	0	.000	0	1	1	0.5	0	0	0	0	0	0	0	1.5		
at Seton Hall	12-28-10	6	0	1	.000	0	0	.000	0	0	.000	0	1	1	0.6	1	0	0	0	0	0	0	1.4		
at UConn	12-31-10	2	0	0	.000	0	0	.000	0	0	.000	0	0	0	0.5	1	0	0	1	0	0	0	1.3		
VILLANOVA	01-06-11	6	1	1	1.000	0	0	.000	0	0	.000	0	0	0	0.5	1	0	0	2	0	1	2	1.4		
LOUISVILLE	01-09-11	0	0	0	.000	0	0	.000	0	0	.000	0	0	0	0.5	0	0	0	0	0	0	0	1.3		
at Cincinnati	01-12-11	DNP																							
PROVIDENCE	01-16-11	DNP																							
at Rutgers	01-20-11	3	0	1	.000	0	0	.000	0	0	.000	0	0	0	0.4	0	0	0	1	0	0	0	1.2		
at West Virginia	01-23-11	DNP																							
DEPAUL	01-27-11	DNP																							
at Providence	02-02-11	DNP																							
SYRACUSE	02-05-11	4	1	1	1.000	0	0	.000	0	0	.000	0	0	0	0.4	1	0	0	1	0	0	2	1.3		
MARQUETTE	02-09-11	4	0	0	.000	0	0	.000	0	0	.000	0	0	0	0.4	0	0	0	1	0	0	0	1.2		
NOTRE DAME	02-12-11	1	0	1	.000	0	0	.000	0	0	.000	0	0	0	0.4	0	0	0	0	0	0	0	1.1		
at PITT	02-16-11	DNP																							
GEORGETOWN	02-19-11	DNP																							
at DePaul	02-26-11	1	0	0	.000	0	0	.000	0	0	.000	0	0	0	0.4	0	0	0	1	0	0	0	1.1		
PITT	03-02-11	1	0	1	.000	0	0	.000	0	0	.000	0	1	1	0.4	0	0	0	0	0	0	0	1.0		
at St. John's	03-05-11	1	0	0	.000	0	0	.000	0	0	.000	0	0	0	0.4	1	0	0	0	0	0	0	1.0		
Totals		0	142	9	29	.310	3	16	.188	3	4	.750	1	8	9	0.4	18	0	15	22	0	4	24	1.0	







# SHAUN NORIEGA #22

Sophomore | Guard | 6-4 | 195

North Port, Fla. | North Port HS

**2010-11:** Notched a trio of threes at Pitt (2/16), at DePaul (2/26) and at St. John's (3/5) ... Hit a career-high six threes vs. Notre Dame (2/12/11) en route to a career-high 23 points ... Knocked down a trio of threes against No. 7 Villanova (1/6) ... Scored 15 points against St. Francis (11/15), with a 4-of-6 night from long range, after only scoring 17 points in 20 games last season ... First career start was against Southern Miss (11/12).

**2009-10:** Competed in 20 games on the season ... Averaged 0.9 points and 0.2 rebounds in 3.4 minutes per game ... Sank 5-of-19 field goals (26.3 percent), including 5-of-16 3-pointers (31.3 percent) ... Added four assists on the year ... Appeared in his first collegiate game at SMU (11/13) ... Hit a 3-pointer with 55 seconds remaining in the second half against South Carolina (11/20) for his first collegiate points ... Added three points and his first collegiate rebound against Kent State (11/25) ... Went 2-of-3 from the 3-point line for six points against FAU (11/27) ... Played a season-high 12 minutes and grabbed two rebounds against Hampton (12/2) ... Hit his first career free throw against USFCA, sinking 2-of-2 with three assists (12/19) ... Knocked down USF's only 3-pointer in two full games against Georgetown (03/10) in the BIG EAST Championship.

**High School:** Attended North Port High School in North Port, Fla., where he ended his career with a school record 1,952 career points ... Was already the school's all-time leading scorer with 1,282 points prior to his senior year ... Averaged 20.2 points a game as a senior despite facing numerous junk defenses throughout the season ... Also averaged 3.2 rebounds, 2.8 assists and 1.1 steals per game ... Named to the Sarasota Herald All-Area First Team and was named the Charlotte Sun-Herald Area Player of the Year ... Was named MVP of the Manatee-Sarasota Pal Senior Showcase ... Had a single-game season high of 30 and scored 20 or more points 14 times ... Was a Class 5A Third-Team All-State pick as a junior, as well as the 5A Sarasota/Manatee County Player of the Year ... Was also a Charlotte Sun-Herald First-Team All Area selection as a junior and sophomore ... Helped North Port to a 20-7 record as a junior where he averaged 24.1 points and 4.1 rebounds, to go along with 28 assists and 43 steals ... Was MVP of the Suncoast Cup Tournament ... Coached by Curt Allen at North Port ... Played for the Florida Elite AAU squad, coached by Conrad Foss.

**Personal:** Son of Holly Wynne and Gilberto Noriega ... Has three older brothers, Noel, Bryan and Gilberto, and three older sisters, Shirin, Amelia and Gracelia ... Born Oct. 26, 1990 ... Chose USF over Notre Dame, Butler and Washington State ... Signed with USF on Nov. 12, 2008.

2009-10			
Opposition	P	R	A
at SMU	0	0	0
VIRGINIA	0	0	0
vs. Davidson	DNP		
vs. South Carolina	3	0	0
vs. UNCW	DNP		
KENT STATE	3	1	0
FAU	6	0	0
HAMPTON	0	2	1
CMU	0	0	0
UCF	0	0	0
vs USFCA	2	0	3
vs USD	DNP		
at LOUISVILLE	0	1	0
at Notre Dame	DNP		
at Syracuse	0	0	0
WEST VIRGINIA	0	0	0
RUTGERS	0	0	0
at Cincinnati	DNP		
at Providence	0	0	0
SETON HALL	DNP		
PITTSBURGH	DNP		
at Georgetown	DNP		
at Notre Dame	0	0	0
at Marquette	0	0	0
CINCINNATI	DNP		
ST. JOHN'S	0	0	0
at Villanova	0	0	0
PROVIDENCE	DNP		
at DePaul	DNP		
UCONN	DNP		
vs. DePaul	DNP		
vs Georgetown	3	0	0
NC STATE	0	0	0

## Noriega Season / Career Highs

### Points

Season: 23, vs. Notre Dame (02/12/11)

Career: 23, vs. Notre Dame (02/12/11)

### Rebounds

Season: 4, vs. St. Francis (11/15/10)

Career: 4, vs. St. Francis (11/15/10)

### Assists

Season: 3, at St. John's (03/05/11)

Career: 3 (2), at St. John's (03/05/11)

### Steals

Season: 2, vs. Notre Dame (02/12/11)

Career: 2, vs. Notre Dame (02/12/11)

### Blocked Shots

Season: 1 (5), last vs. DePaul (01/27/11)

Career: 1 (4), last vs. Villanova (01/06/11)

### Field Goals

Season: 7, vs. Notre Dame (02/12/11)

Career: 7, vs. Notre Dame (02/12/11)

### Field Goal Attempts

Season: 12 (2), at St. John's (03/05/11)

Career: 12 (2), at St. John's (03/05/11)

### Free Throws

Season: 5, at St. John's (03/05/11)

Career: 5, at St. John's (03/05/11)

### Free Throw Attempts

Season: 5, at St. John's (03/05/11)

Career: 5, at St. John's (03/05/11)

### 3-Point Field Goals

Season: 6, vs. Notre Dame (02/12/11)

Career: 6, vs. Notre Dame (02/12/11)

### 3-Point Field Goal Attempts

Season: 10, vs. Notre Dame (02/12/11)

Career: 10, vs. Notre Dame (02/12/11)

### Foul Disqualifications

Season: -----

Career: -----

### Minutes

Season: 35, vs. BYU (11/26/10)

Career: 35, vs. BYU (11/26/10)

## CAREER STATISTICS

CAREER STATISTICS						Total		3-Point			Free Throws			Rebounds				Scoring									
Season	GP	GS	Min.	Avg.	FG	FGA	Pct.	FG	FGA	Pct.	FT	FTA	Pct.	Off.	Def.	Tot.	Avg.	PF	FO	Ast.	TO	Blk	Stl	Pts.	Avg.		
2009-10	20	0	68	3.4	5	19	.263	5	16	.313	2	2	1.000	0	4	4	0.2	4	0	4	1	0	0	17	0.9		
2010-11	31	8	487	15.7	52	146	.356	43	122	.352	29	36	.806	8	20	28	0.9	35	0	14	21	6	9	176	5.7		
TOTAL	51	8	555	10.9	57	165	.345	48	138	.348	31	38	.816	8	24	32	0.6	39	0	18	22	6	9	193	3.8		

2010-11					TOTAL			3-PTS			FREE THROWS			REBOUNDS													
Opponent	Date	GS	Min	FG	FGA	Pct	3FG	FGA	Pct	FT	FTA	Pct	Off	Def	Tot	Avg	PF	FO	A	TO	Blk	Stl	Pts	Avg			
SOUTHERN MISS	11-12-10	*	24	0	5	.000	0	3	.000	1	3	.333	1	2	3	3.0	2	0	1	0	1	1	1	1.0			
ST. FRANCIS	11-15-10		21	5	8	.625	4	6	.667	1	1	1.000	1	3	4	3.5	2	0	0	0	0	0	15	8.0			
at UCF	11-18-10		20	1	5	.200	1	5	.200	0	0	.000	1	1	2	3.0	2	0	0	1	0	0	3	6.3			
GEORGIA SOUTHERN	11-21-10		19	1	3	.333	0	1	.000	0	0	.000	0	1	1	2.5	1	0	2	1	1	0	2	5.3			
LIBERTY	11-23-10		22	3	10	.300	1	8	.125	0	0	.000	0	2	2	2.4	1	0	1	0	1	1	7	5.6			
vs No. 23 BYU	11-26-10		35	2	6	.333	1	4	.250	0	0	.000	0	2	2	2.3	2	0	2	0	0	0	5	5.5			
vs Texas Tech	11-27-10		21	3	5	.600	3	5	.600	4	4	1.000	0	1	1	2.1	1	0	0	1	0	0	13	6.6			
VCU	12-01-10		11	1	6	.167	1	5	.200	2	2	1.000	0	0	0	1.9	0	0	0	0	0	0	5	6.4			
at Florida Atlantic	12-04-10		11	0	2	.000	0	2	.000	0	0	.000	0	0	0	1.7	0	0	0	0	0	0	0	5.7			
at Kent State	12-12-10		4	0	2	.000	0	2	.000	0	0	.000	0	0	0	1.5	0	0	0	2	0	1	0	5.1			
AUBURN	12-15-10		7	0	3	.000	0	3	.000	0	0	.000	0	0	0	1.4	0	0	0	0	0	0	0	4.6			
JAMES MADISON	12-18-10		9	0	0	.000	0	0	.000	2	2	1.000	0	0	0	1.3	1	0	0	0	0	0	2	4.4			
at Cleveland State	12-22-10		8	1	3	.333	1	3	.333	0	0	.000	0	0	0	1.2	2	0	0	2	0	0	3	4.3			
at Seton Hall	12/28/10		5	0	1	.000	0	0	.000	0	0	.000	0	0	0	1.1	0	0	0	1	0	0	0	4.0			
at UConn	12-31-10		2	0	0	.000	0	0	.000	0	0	.000	0	0	0	1.0	0	0	0	0	0	0	0	3.7			
VILLANOVA	01-06-11	*	24	3	11	.273	3	9	.333	4	4	1.000	0	1	1	1.0	0	0	0	2	1	0	13	4.3			
LOUISVILLE	01-09-11	*	25	4	8	.500	4	8	.500	2	3	.667	2	1	3	1.1	2	0	0	1	0	0	14	4.9			
at Cincinnati	01/12/11	*	23	2	6	.333	2	5	.400	2	2	1.000	1	2	3	1.2	1	0	0	1	0	0	8	5.1			
PROVIDENCE	01-16-11		12	1	3	.333	1	3	.333	0	0	.000	0	0	0	1.2	1	0	2	0	0	0	3	4.9			
at Rutgers	01-20-11		6	1	1	1.000	1	1	1.000	0	0	.000	0	0	0	1.1	0	0	0	1	0	0	3	4.9			
at West Virginia	01-23-11		6	0	3	.000	0	3	.000	1	2	.500	0	0	0	1.0	0	0	0	0	0	1	1	4.7			
DEPAUL	01-27-11		12	2	2	1.000	2	2	1.000	0	0	.000	0	0	0	1.0	2	0	0	0	1	1	6	4.7			
at Providence	02-02-11		10	1	4	.250	1	4	.250	0	0	.000	1	0	1	1.0	2	0	0	0	0	0	3	4.7			
SYRACUSE	02-05-11		9	0	1	.000	0	1	.000	0	0	.000	1	0	1	1.0	1	0	0	1	0	0	0	4.5			
MARQUETTE	02-09-11		7	1	1	1.000	1	1	1.000	0	0	.000	0	0	0	1.0	0	0	0	1	0	0	3	4.4			
NOTRE DAME	02-12-11		28	7	12	.583	6	10	.600	3	4	.750	0	3	3	1.0	0	0	0	0	2	23	5.1				
at PITT	02-16-11		23	4	9	.444	3	7	.429	0	0	.000	0	1	1	1.0	1	0	1	1	0	1	11	5.3			
GEORGETOWN	02-19-11	*	11	0	3	.000	0	3	.000	0	0	.000	0	0	0	1.0	1	0	0	0	0	0	0	5.1			
at DePaul	02-26-11	*	19	4	6	.667	3	5	.600	2	4	.500	0	0	0	1.0	3	0	1	1	0	0	13	5.4			
PITT	03-02-11	*	22	2	5	.400	1	4	.250	0	0	.000	0	0	0	0.9	4	0	1	1	1	1	5	5.4			
at St. John's	03-05-11	*	31	3	12	.250	3	9	.333	5	5	1.000	0	0	0	0.9	3	0	3	3	0	0	14	5.7			

<b>Totals</b>					<b>8</b>	<b>487</b>	<b>52</b>	<b>146</b>	<b>.356</b>	<b>43</b>	<b>122</b>	<b>.352</b>	<b>29</b>	<b>36</b>	<b>.806</b>	<b>8</b>	<b>20</b>	<b>28</b>	<b>0.9</b>	<b>35</b>	<b>0</b>	<b>14</b>	<b>21</b>	<b>6</b>	<b>9</b>	<b>176</b>	<b>5.7</b>
---------------	--	--	--	--	----------	------------	-----------	------------	-------------	-----------	------------	-------------	-----------	-----------	-------------	----------	-----------	-----------	------------	-----------	----------	-----------	-----------	----------	----------	------------	------------



# JAWANZA POLAND

Sophomore | Guard | 6-4 | 200

# # 5

Wichita, Kan. | Hutchinson CC - Kan. | Cowley College - Kan. | Wichita East HS

**2010-11:** Tallied 12 points, four rebounds, and three assists vs. Georgetown (2/19) ... Has been featured in ESPN's Top Plays for high-flying dunks against Cincinnati (1/12) and DePaul (1/27) ... Netted a career-high 20 points at Providence (2/2) ... Also had four assists in the game ... Excelled in multiple phases vs. DePaul (1/27), scoring 11 points to go with three assists and four steals ... Hit 8-of-8 free throws against Providence on Jan. 16 ... Notched career-high 19 points against James Madison (12/18), hitting three treys ... Back-to-back double-digit scoring nights with 15 against St. Francis (11/15) and 12 in the opener against Southern Miss (11/12) ... Also had five assists against St. Francis ... Led the Bulls in scoring in his USF debut against Southern Miss (11/12), connecting on a trio of threes and three free throws for 12 points in 28 minutes.

**Hutchinson Community College (2009-10):** Redshirt season after not being released from Cowley CC.

**Cowley College (2008-09):** No. 3 junior college shooting guard/small forward in the country ... Kansas Jayhawk East All-Conference Freshman of the Year ... Honorable mention NJCAA All-Region VI ... Averaged 13.5 points and 3.6 rebounds per game while hitting 76 percent from the free throw line and 38 percent from long range.

**Wichita East High:** High jumper and long jumper for Wichita East HS ... Second place in state track and field meet in the long jump his senior season ... Played football two seasons, until his hoops coach asked him to stop so he wouldn't get injured.

**Personal:** Jawanza D. Poland ... Born Sept. 13, 1990 ... Son of Gloria Newton and Jerry Poland ... Brother to Jasmine and Giovanni Poland.

**From Coach Heath:** Jawanza is a good addition to our wing position. He is an outstanding athlete with tremendous quickness and defensive skills. He will bring three years of eligibility to the Bulls, and we expect him to help us immediately.

## 2010-11 Season Highs

<b>Points</b>
20, at Providence (2/2/11)
<b>Rebounds</b>
6 (2), last at UConn (12/31/10)
<b>Assists</b>
6, vs. VCU (12/01/10)
<b>Steals</b>
4, vs. DePaul (1/27/11)
<b>Blocked Shots</b>
2 (2), last at Cleveland State (12/22/10)
<b>Field Goals</b>
8, at Providence (2/2/11)
<b>Field Goal Attempts</b>
18, vs. James Madison (12/18/10)
<b>Free Throws</b>
8, vs. Providence (01/16/11)
<b>Free Throw Attempts</b>
8, vs. Providence (01/16/11)
<b>3-Point Field Goals</b>
3 (3), last at Rutgers (01/20/10)
<b>3-Point Field Goal Attempts</b>
9, vs. James Madison (12/18/10)
<b>Foul Disqualifications</b>
5, last at Cincinnati (01/12/11)
<b>Minutes</b>
42, at UConn (12/31/10)

## COWLEY CAREER STATISTICS

COWLEY CAREER STATISTICS					Total		3-Point			Free Throws			Rebounds										Scoring		
Season	GP	GS	Min.	Avg.	FG	FGA	Pct.	FG	FGA	Pct.	FT	FTA	Pct.	Off.	Def.	Tot.	Avg.	PF	FO	Ast.	TO	Blk	Stl	Pts.	Avg.
2008-09	34				157	325	.483	30	85	.353	122	160	.762	51	71	122	3.6	87		59	72	8	47	466	13.7

## USF CAREER STATISTICS

USF CAREER STATISTICS					Total		3-Point			Free Throws			Rebounds				Scoring								
Season	GP	GS	Min.	Avg.	FG	FGA	Pct.	FG	FGA	Pct.	FT	FTA	Pct.	Off.	Def.	Tot.	Avg.	PF	FO	Ast.	TO	Blk	Stl	Pts.	Avg.
2010-11	31	20	836	27.0	101	283	.357	24	106	.226	58	79	.734	30	49	79	2.5	102	6	56	68	15	34	284	9.2

## 2010-11

Opponent	Date	GS	Min	FG	FGA	Pct	3FG	FGA	Pct	FT	FTA	Pct	Off	Def	Tot	Avg	PF	FO	A	TO	Blk	Stl	Pts	Avg
SOUTHERN MISS	11-12-10		28	3	9	.333	3	5	.600	3	5	.600	3	1	4	4.0	2	0	1	3	0	1	12	12.0
ST. FRANCIS	11-15-10	*	23	5	9	.556	1	4	.250	4	5	.800	0	0	0	2.0	4	0	5	2	2	2	15	13.5
at UCF	11-18-10	*	21	3	6	.500	2	3	.667	1	2	.500	1	2	3	2.3	4	0	0	4	0	1	9	12.0
GEORGIA SOUTHERN	11-21-10	*	24	2	5	.400	0	2	.000	6	7	.857	0	2	2	2.3	3	0	1	0	0	0	10	11.5
LIBERTY	11-23-10	*	22	3	5	.600	1	2	.500	1	2	.500	0	0	0	1.8	2	0	0	4	0	0	8	10.8
vs No. 23 BYU	11-26-10	*	32	4	12	.333	2	4	.500	2	2	1.000	2	3	5	2.3	3	0	1	2	0	1	12	11.0
vs Texas Tech	11-27-10	*	28	4	8	.500	0	3	.000	4	5	.800	0	3	3	2.4	4	0	4	4	1	3	12	11.1
VCU	12-01-10	*	39	5	15	.333	0	2	.000	1	1	1.000	1	2	3	2.5	2	0	6	3	0	2	11	11.1
at Florida Atlantic	12-04-10		20	2	9	.222	1	5	.200	0	0	.000	1	0	1	2.3	4	0	0	1	0	2	5	10.4
at Kent State	12-12-10	*	33	7	16	.438	1	6	.167	0	0	.000	4	1	5	2.6	5	1	3	2	1	3	15	10.9
AUBURN	12-15-10	*	33	4	11	.364	0	3	.000	0	4	.000	1	2	3	2.6	4	0	0	3	0	2	8	10.6
JAMES MADISON	12-18-10	*	35	7	18	.389	3	9	.333	2	2	1.000	1	2	3	2.7	1	0	2	2	1	3	19	11.3
at Cleveland State	12-22-10	*	28	1	7	.143	0	3	.000	3	4	.750	0	6	6	2.9	4	0	3	1	2	0	5	10.8
at Seton Hall	12-28-10	*	37	4	11	.364	0	4	.000	2	3	.667	1	3	4	3.0	4	0	2	4	0	1	10	10.8
at UConn	12-31-10	*	42	1	13	.077	0	6	.000	0	0	.000	3	3	6	3.2	3	0	0	2	0	2	2	10.2
VILLANOVA	01-06-11		13	3	5	.600	0	1	.000	0	0	.000	0	1	1	3.1	4	0	1	1	0	0	6	9.9
LOUISVILLE	01-09-11		26	4	10	.400	0	0	.000	6	6	1.000	3	0	3	3.1	5	1	1	0	1	1	14	10.2
at Cincinnati	01-12-11		19	5	7	.714	0	1	.000	0	0	.000	0	1	1	2.9	5	1	0	2	1	1	10	10.2
PROVIDENCE	01-16-11	*	35	2	11	.182	1	3	.333	8	8	1.000	2	2	4	3.0	2	0	3	3	1	0	13	10.3
at Rutgers	01-20-11	*	24	3	14	.214	3	9	.333	2	2	1.000	1	1	2	3.0	4	0	0	3	0	1	11	10.4
at West Virginia	01-23-11	*	31	3	10	.300	1	5	.200	2	2	1.000	0	2	2	2.9	3	0	1	3	0	0	9	10.3
DEPAUL	01-27-11	*	34	4	7	.571	1	2	.500	2	4	.500	0	2	2	2.9	2	0	3	2	0	4	11	10.3
at Providence	02-02-11	*	34	8	17	.471	2	6	.333	2	2	1.000	2	0	2	2.8	4	0	4	4	1	1	20	10.7
SYRACUSE	02-05-11	*	24	3	10	.300	1	5	.200	1	2	.500	0	1	1	2.8	5	1	1	1	1	1	8	10.6
MARQUETTE	02-09-11		28	3	8	.375	0	1	.000	1	3	.333	2	3	5	2.8	5	1	2	2	1	0	7	10.5
NOTRE DAME	02-12-11		18	1	6	.167	1	4	.250	0	0	.000	0	1	1	2.8	0	0	2	1	0	1	3	10.2
at PITT	02-16-11	*	10	0	3	.000	0	0	.000	0	0	.000	0	0	0	2.7	3	0	1	3	1	1	0	9.8
GEORGETOWN	02-19-11		27	4	11	.364	0	3	.000	4	4	1.000	2	2	4	2.7	2	0	3	3	0	0	12	9.9
at DePaul	02-26-11		27	1	2	.500	0	1	.000	1	2	.500	0	1	1	2.7	3	0	4	2	0	0	3	9.7
PITT	03-02-11		25	2	5	.400	0	2	.000	0	2	.000	0	2	2	2.6	1	0	1	1	1	0	4	9.5
at St. John's	03-05-11		16	0	3	.000	0	2	.000	0	0	.000	0	0	0	2.5	5	1	1	0	0	0	0	9.2





# HUGH ROBERTSON

Junior | Guard | 6-6 | 202

# # 34

Macon, Ga. | Tallahassee CC | Northeast HS

**2010-11:** Back-to-back double-digit nights with 10 vs. Georgetown (2/19) and 12 at DePaul (2/26) ... Tied a career high with 11 boards at Providence (2/21) ... Scored a team-high 16 points on 6-of-9 shooting vs. DePaul (1/27) ... Notched 17 points, seven rebounds and four assists against Providence (01/16) ... Scored in double-digits in three-straight games - vs. Auburn (12), James Madison (19) and Cleveland State (11) ... First USF-career double-double was 19 points and 11 rebounds against James Madison (12/18), hitting 4-of-6 from long range ... Also had four assists, a steal and a blocked shot in 38 minutes ... Broke onto the scene with 12 points, eight rebounds and five assists at UCF (11/18) ... Scored three points and grabbed three rebounds in USF career debut against Southern Miss (11/12).

**Tallahassee CC (2008-10):** Ranks as the nation's No. 2 junior college prospect at the shooting guard/small forward position ... Averaged 11.6 points, 4.7 rebounds and 2.1 assists in 31 games as a sophomore ... Led the Eagles to the 2010 FCCAA Championship game and a 25-6 overall record ... 2010 FCCAA All-Tournament Team ... Shot 48.3 percent from the field and hit 38.3 of his shots from long range in his sophomore campaign ... As a rookie, he earned honorable mention All-Panhandle Conference after averaging 12.0 points and 4.5 rebounds while shooting 48.0 percent from the floor ... Panhandle Conference All-Academic Team.

**Northeast High:** Bibb County Player of the Year ... All-Bibb County ... Second team Preseason All-Middle Georgia ... Averaged 18.3 points and 9.2 rebounds per game.

**Personal:** Born Hugh Gibson Robertson on Sept. 15, 1989 ... Son of Phyllis Wilson ... Brother to Jonathan and Tiffany.

**From Coach Heath:** Hugh is a very important player for us, especially with our needs at the wing positions. He brings experience to the Bulls, he is athletic and has good basketball skills. We are looking forward to his two years at USF.

## 2010-11 Season Highs

### Points

19, vs. James Madison (12/18/10)

### Rebounds

11 (2), last at Providence (2/2/11)

### Assists

5 (2), last vs. Louisville (01/09/11)

### Steals

3, vs. Ga. Southern (11/21/10)

### Blocked Shots

2, at Cleveland State (12/22/10)

### Field Goals

6 (4), last vs. Providence (01/16/11)

### Field Goal Attempts

14, vs. Providence (01/16/11)

### Free Throws

5, at Rutgers (01/20/10)

### Free Throw Attempts

6, at Rutgers (01/20/10)

### 3-Point Field Goals

4, vs. James Madison (12/18/10)

3-Point Field Goal Attempts

6, vs. James Madison (12/18/10)

### Foul Disqualifications

1, vs. BYU (11/26/10)

### Minutes

40, at UConn (12/31/10)

## TALLAHASSEE CAREER STATISTICS

PER GAME AVERAGES										PER GAME AVERAGES					PER GAME AVERAGES					PER GAME AVERAGES					Scoring		
Season	GP	GS	Min.	Avg.	FG	FGA	Pct.	3-Point	FG	FGA	Pct.	FT	FTA	Pct.	Off.	Rebounds	Def.	Tot.	Avg.	PF	FO	Ast.	TO	Blk	Stl	Pts.	Avg.
2008-09	28				127	268	.470	27	69	.390	49	75	.650	34	92	126	4.5					52	50	11	20	330	11.8
2009-10	31				134	297	.450	36	94	.380	56	81	.690	46	99	145	4.6					66	48	11	23	360	11.6
Totals	59				261	565	.462	63	163	.387	105	156	.673	80	191	271	4.5					118	98	22	43	690	11.7

## USF CAREER STATISTICS

CAREER STATISTICS																											
Season	GP	GS	Min.	Avg.	FG	Total		3-Point		Free Throws		Off.	Rebounds		PF	FO	Ast.	TO	Blk	Stl	Scoring						
						FGA	Pct.	FG	FGA	Pct.	FT		FTA	Pct.							Def.	Tot.	Pts.	Avg.			
2010-11	31	31	955	30.8	93	231	.403	28	85	.329	45	66	.682	33	103	136	4.4	74	3	57	49	10	27	259	8.4		

2010-11	Opponent	Date	GS	Min	TOTAL			3-PTS			FREE THROWS			REBOUNDS				PF	FO	A	TO	Blk	Stl	Pts	Avg	
					FG	FGA	Pct	3FG	FGA	Pct	FT	FTA	Pct	Off	Def	Tot	Avg									
	SOUTHERN MISS	11-12-10	*	25	1	3	.333	0	1	.000	1	2	.500	1	2	3	3.0	3	0	2	2	0	1	3	3.0	
	ST. FRANCIS	11-15-10	*	16	1	5	.200	0	3	.000	1	1	1.000	0	2	2	2.5	1	0	1	1	1	1	3	3.0	
	at UCF	11-18-10	*	35	5	9	.556	1	2	.500	1	5	.200	2	6	8	4.3	4	0	5	0	0	2	12	6.0	
	GEORGIA SOUTHERN	11-21-10	*	30	2	7	.286	1	4	.250	2	2	1.000	1	2	3	4.0	2	0	2	0	1	3	7	6.3	
	LIBERTY	11-23-10	*	29	2	6	.333	1	3	.333	2	3	.667	1	2	3	3.8	1	0	3	1	0	0	7	6.4	
	vs No. 23 BYU	11-26-10	*	23	2	5	.400	1	3	.333	1	2	.500	0	1	1	3.3	5	1	0	0	0	1	6	6.3	
	vs Texas Tech	11-27-10	*	28	0	6	.000	0	3	.000	2	4	.500	0	8	8	4.0	3	0	3	2	0	0	2	5.7	
	VCU	12-01-10	*	38	6	12	.500	2	3	.667	0	0	.000	0	6	6	4.3	2	0	1	1	0	1	14	6.8	
	at Florida Atlantic	12-04-10	*	27	0	4	.000	0	1	.000	0	0	.000	0	3	3	4.1	2	0	2	1	0	1	0	6.0	
	at Kent State	12-12-10	*	32	3	9	.333	1	3	.333	2	2	1.000	1	5	6	4.3	1	0	1	1	0	0	9	6.3	
	AUBURN	12-15-10	*	24	4	6	.667	2	4	.500	2	2	1.000	0	4	4	4.3	2	0	1	0	0	0	12	6.8	
	JAMES MADISON	12-18-10	*	38	6	10	.600	4	6	.667	3	5	.600	3	8	11	4.8	3	0	4	1	1	1	19	7.8	
	at Cleveland State	12-22-10	*	38	5	10	.500	1	3	.333	0	1	.000	2	2	4	4.8	2	0	1	5	2	1	11	8.1	
	at Seton Hall	12-28-10	*	34	6	12	.500	1	3	.333	1	2	.500	1	2	3	4.6	1	0	2	2	0	2	14	8.5	
	at UConn	12-31-10	*	40	5	9	.556	1	4	.250	0	0	.000	1	2	3	4.5	1	0	0	0	0	0	11	8.7	
	VILLANOVA	01-06-11	*	29	3	9	.333	1	2	.500	4	6	.667	0	1	1	4.3	3	0	1	4	0	2	11	8.8	
	LOUISVILLE	01-09-11	*	29	2	6	.333	1	4	.250	2	2	1.000	1	1	2	4.2	5	1	5	3	0	0	7	8.7	
	at Cincinnati	01-12-11	*	26	2	7	.286	0	2	.000	0	0	.000	3	3	6	4.3	3	0	1	1	0	1	4	8.4	
	PROVIDENCE	01-16-11	*	32	6	14	.429	2	3	.667	3	3	1.000	5	2	7	4.4	4	0	4	2	0	1	17	8.9	
	at Rutgers	01-20-11	*	36	4	9	.444	1	4	.250	5	6	.833	1	2	3	4.4	0	0	4	1	0	0	14	9.2	
	at West Virginia	01-23-11	*	35	1	8	.125	0	2	.000	2	2	1.000	1	5	6	4.4	3	0	3	3	0	0	4	8.9	
	DEPAUL	01-27-11	*	35	6	9	.667	2	4	.500	2	2	1.000	0	3	3	4.4	1	0	1	0	0	0	16	9.2	
	at Providence	02-02-11	*	36	1	6	.167	0	2	.000	1	2	.500	4	7	11	4.7	4	0	1	4	0	0	3	9.0	
	SYRACUSE	02-05-11	*	34	2	6	.333	0	2	.000	4	6	.667	1	2	3	4.6	2	0	2	1	0	2	8	8.9	
	MARQUETTE	02-09-11	*	26	3	7	.429	1	3	.333	0	0	.000	0	5	5	4.6	5	1	1	1	1	1	7	8.8	
	NOTRE DAME	02-12-11	*	30	2	8	.250	0	1	.000	1	1	1.000	0	1	1	4.5	0	0	0	1	1	1	5	8.7	
	at PITT	02-16-11	*	35	4	6	.667	1	2	.500	0	1	.000	0	7	7	4.6	1	0	2	2	0	1	9	8.7	
	GEORGETOWN	02-19-11	*	34	4	11	.364	0	3	.000	2	2	1.000	2	2	4	4.5	2	0	0	2	2	2	10	8.8	
	at DePaul	02-26-11	*	34	4	6	.667	3	3	1.000	1	2	.500	0	3	3	4.5	1	0	1	1	1	2	12	8.9	
	PITT	03-02-11	*	23	0	2	.000	0	1	.000	0	0	.000	1	0	1	4.4	3	0	1	0	0	0	0	8.6	
	at St. John's	03-05-11	*	24	1	4	.250	0	1	.000	0	0	.000	1	4	5	4.4	4	0	2	6	0	0	2	8.4	
Totals				31	955	93	231	.403	28	85	.329	45	66	.682	33	103	136	4.4	74	3	57	49	10	27	259	8.4







# JORDAN HEATH

Freshman | Guard | 6-0 | 185

# # 13

Detroit, Mich. | Tampa Prep

**2010-11:** Joined the Bulls as a walk on.

**Tampa Prep:** Three-year letter winner and two-year starter ... Academic honor roll.

**Personal:** Born April 12, 1992 ... Son of Head Coach Stan and Ramona Heath ... Brother to Joshua ... Majoring in psychology ... Previously attended Wharton High in Tampa.



# VICTOR RUDD

Sophomore | Forward | 6-8 | 205

# # 33

Los Angeles, Calif. | Arizona State | Findlay Prep (Las Vegas, Nev.)

**2010-11:** Must sit out due to transfer rules ... Will have three years of eligibility remaining when he becomes eligible in Nov. 2011.

**Arizona State (2009-10):** Played 15 games, averaging 2.5 points and 1.1 rebounds in 6.2 minutes ... Also had three assists, three blocks and a pair of steals ... Hit 13-of-36 (36.1 percent) from the floor as a freshman, including 6-of-28 (21.4 percent) from beyond the arc for the Sun Devils, who went 22-11 and advanced to the National Invitation Tournament during Rudd's rookie year ... Best game came Dec. 12 against Delaware State, when Rudd shot 6-of-7 from the floor for 15 points along with four rebounds and two blocks in 13 minutes.

**Findlay Prep (Las Vegas):** Three-star prospect according to both Rivals.com and Scout.com coming out of high school.

**Personal:** Born March 18, 1991 ... Son of Teresa Carter ... Brother to Anthony Miller and Venisha Rudd ... Goes by "Vic" ... Native of Los Angeles ... Chose USF over offers from Marquette, St. John's, Miami and San Diego State.

**From Heath:** We're excited to add Victor to our program. He's a small forward with a good skill level and great athleticism. We feel he will really develop and get stronger with a year off and take his game to another level. To add a guy with his ability this late in the year is a nice addition to our program.



**USF 2010-11 Men's Basketball**  
**USF Combined Team Statistics (as of Mar 06, 2011)**  
**All games**

<b>RECORD:</b>	<b>OVERALL</b>	<b>HOME</b>	<b>AWAY</b>	<b>NEUTRAL</b>
ALL GAMES	9-22	7-9	1-12	1-1
CONFERENCE	3-15	2-7	1-8	0-0
NON-CONFERENCE	6-7	5-2	0-4	1-1

#	Player	gp-gs	min	avg	Total		3-Point		F-Throw		Rebounds											
					fg-fga	fg%	3fg-fga	3fg%	ft-fa	ft%	off	def	tot	avg	pf	dq	a	to	blk	stl	pts	avg
24	GILCHRIST, Augustus	28-22	784	28.0	133-298	.446	7-27	.259	96-140	.686	62	109	171	6.1	76	0	24	70	22	15	369	13.2
05	POLAND, Jawanza	31-20	836	27.0	101-283	.357	24-106	.226	58-79	.734	30	49	79	2.5	102	6	56	68	15	34	284	9.2
31	FAMOUS, Jarrid	29-18	598	20.6	94-184	.511	0-2	.000	71-95	.747	70	90	160	5.5	56	1	12	41	17	7	259	8.9
34	ROBERTSON, Hugh	31-31	955	30.8	93-231	.403	28-85	.329	45-66	.682	33	103	136	4.4	74	3	57	49	10	27	259	8.4
01	ANDERSON Jr, Ron	31-18	704	22.7	80-156	.513	0-2	.000	61-93	.656	75	128	203	6.5	88	5	41	49	27	14	221	7.1
22	NORIEGA, Shaun	31-8	487	15.7	52-146	.356	43-122	.352	29-36	.806	8	20	28	0.9	35	0	14	21	6	9	176	5.7
32	FITZPATRICK, Toarlyn	31-6	459	14.8	49-114	.430	11-30	.367	31-43	.721	40	94	134	4.3	53	1	17	41	18	13	140	4.5
10	CRATER, Anthony	28-27	951	34.0	37-102	.363	20-64	.313	17-27	.630	6	57	63	2.3	54	0	129	71	0	22	111	4.0
23	BURWELL, Mike	29-5	243	8.4	16-46	.348	9-31	.290	13-20	.650	6	17	23	0.8	24	1	12	22	5	3	54	1.9
11	HAYNES, Shedrick	24-0	142	5.9	9-29	.310	3-16	.188	3-4	.750	1	8	9	0.4	18	0	15	22	0	4	24	1.0
03	DORITY, LaVonte	25-0	141	5.6	6-19	.316	2-7	.286	2-2	1.000	2	6	8	0.3	14	0	9	14	0	2	16	0.6
25	DAMOUR, Alberto	2-0	2	1.0	0-0	.000	0-0	.000	0-0	.000	0	0	0	0.0	0	0	0	0	0	0	0	0.0
Team											50	52	102				9					
Total.....		31	6302		670-1608	.417	147-492	.299	426-605	.704	383	733	1116	36.0	594	17	386	477	120	150	1913	61.7
Opponents.....		31	6301		718-1703	.422	168-494	.340	436-641	.680	355	657	1012	32.6	562	14	426	325	123	242	2040	65.8

<b>TEAM STATISTICS</b>	<b>USF</b>	<b>OPP</b>
SCORING	1913	2040
Points per game	61.7	65.8
Scoring margin	-4.1	-
FIELD GOALS-ATT	670-1608	718-1703
Field goal pct	.417	.422
3 POINT FG-ATT	147-492	168-494
3-point FG pct	.299	.340
3-pt FG made per game	4.7	5.4
FREE THROWS-ATT	426-605	436-641
Free throw pct	.704	.680
F-Throws made per game	13.7	14.1
REBOUNDS	1116	1012
Rebounds per game	36.0	32.6
Rebounding margin	+3.4	-
ASSISTS	386	426
Assists per game	12.5	13.7
TURNOVERS	477	325
Turnovers per game	15.4	10.5
Turnover margin	-4.9	-
Assist/turnover ratio	0.8	1.3
STEALS	150	242
Steals per game	4.8	7.8
BLOCKS	120	123
Blocks per game	3.9	4.0
ATTENDANCE	67674	89981
Home games-Avg/Game	16-4230	13-6799
Neutral site-Avg/Game	-	2-800

<b>Score by Periods</b>	<b>1st</b>	<b>2nd</b>	<b>OT</b>	<b>OT2</b>	<b>Totals</b>
USF	904	984	19	6	1913
Opponents	906	1103	23	8	2040

<b>Date</b>	<b>Opponent</b>		<b>Score</b>	<b>Att.</b>
11-12-10	SOUTHERN MISS	L	53-60	3689
11-15-10	ST. FRANCIS	W	74-71	2722
11-18-10	at UCF	L	59-65	7653
& 11-21-10	GEORGIA SOUTHERN	W	76-63	2722
& 11-23-10	LIBERTY	W	60-43	2860
# 11-26-10	vs BYU	Lo2	75-77	1100
# 11-27-10	vs Texas Tech	W	64-61	500
12-01-10	VCU	Wot	60-59	2921
12-04-10	at Florida Atlantic	L	42-50	1593
12-12-10	at Kent State	L	51-56	3183
12-15-10	AUBURN	W	61-49	2896
12-18-10	JAMES MADISON	L	61-66	2850
12-22-10	at Cleveland State	L	62-69	4711
* 12-28-10	at Seton Hall	L	55-64	6022
* 12-31-10	at UConn	Lot	61-66	12599
* 01-06-11	VILLANOVA	L	71-83	4510
* 01-09-11	LOUISVILLE	L	77-86	4375
* 01-12-11	at Cincinnati	L	66-74	6201
* 01-16-11	PROVIDENCE	W	79-72	3526
* 01-20-11	at Rutgers	L	62-71	5347
* 01-23-11	at West Virginia	L	46-56	10744
* 01-27-11	DEPAUL	W	71-60	3465
* 02-02-11	at Providence	L	63-68	3785
*^ 02-05-11	SYRACUSE	L	49-72	10051
* 02-09-11	MARQUETTE	L	58-59	4153
* 02-12-11	NOTRE DAME	L	55-78	6104
* 02-16-11	at Pittsburgh	L	55-67	12519
* 02-19-11	GEORGETOWN	L	55-61	6190
* 02-26-11	at DePaul	W	86-76	8422
* 03-02-11	PITTSBURGH	L	50-66	4640
* 3/5/11	at St. John's	L	56-72	5602

& = South Padre Invitational, Tampa, Fla.

# = South Padre Invitational, South Padre, Texas

^ = Game played at St. Pete Times Forum in Tampa, Fla.

\* = Conference game

**USF 2010-11 Men's Basketball**  
**USF Combined Team Statistics (as of Mar 06, 2011)**  
**Conference games**

<b>RECORD:</b>	<b>OVERALL</b>	<b>HOME</b>	<b>AWAY</b>	<b>NEUTRAL</b>
ALL GAMES	3-15	2-7	1-8	0-0
CONFERENCE	3-15	2-7	1-8	0-0
NON-CONFERENCE	0-0	0-0	0-0	0-0

#	Player	gp-gs	min	avg	Total		3-Point		F-Throw		Rebounds				pf	dq	a	to	blk	stl	pts	avg
					fg-fga	fg%	3fg-fga	3fg%	ft-fa	ft%	off	def	tot	avg								
24	GILCHRIST, Augustus	18-13	515	28.6	91-210	.433	4-17	.235	75-100	.750	46	66	112	6.2	48	0	18	46	14	10	261	14.5
31	FAMOUS, Jarrid	17-10	341	20.1	54-113	.478	0-1	.000	39-50	.780	40	52	92	5.4	34	0	7	21	7	3	147	8.6
34	ROBERTSON, Hugh	18-18	572	31.8	56-139	.403	14-46	.304	28-37	.757	22	52	74	4.1	43	2	31	34	5	15	154	8.6
05	POLAND, Jawanza	18-9	470	26.1	51-153	.333	10-55	.182	31-40	.775	16	25	41	2.3	60	5	30	37	8	14	143	7.9
22	NORIEGA, Shaun	18-7	275	15.3	35-88	.398	31-75	.413	19-24	.792	5	8	13	0.7	21	0	8	14	3	6	120	6.7
01	ANDERSON Jr, Ron	18-11	370	20.6	39-78	.500	0-2	.000	27-43	.628	35	58	93	5.2	47	1	14	19	13	6	105	5.8
32	FITZPATRICK, Toarlyn	18-4	267	14.8	33-74	.446	5-17	.294	14-19	.737	21	46	67	3.7	28	0	7	20	10	10	85	4.7
10	CRATER, Anthony	18-17	623	34.6	26-67	.388	12-39	.308	11-15	.733	2	36	38	2.1	30	0	91	42	0	14	75	4.2
23	BURWELL, Mike	16-1	80	5.0	4-15	.267	2-10	.200	4-6	.667	3	8	11	0.7	5	0	2	4	2	1	14	0.9
03	DORITY, LaVonte	15-0	84	5.6	3-10	.300	1-3	.333	0-0	.000	0	2	2	0.1	11	0	7	6	0	0	7	0.5
11	HAYNES, Shedrick	11-0	29	2.6	2-6	.333	0-0	.000	0-0	.000	0	2	2	0.2	5	0	0	7	0	1	4	0.4
25	DAMOUR, Alberto	1-0	1	1.0	0-0	.000	0-0	.000	0-0	.000	0	0	0	0.0	0	0	0	0	0	0	0	0.0
Team											31	29	60					8				
Total.....		18	3627		394-953	.413	79-265	.298	248-334	.743	221	384	605	33.6	332	8	215	258	62	80	1115	61.9
Opponents.....		18	3625		446-990	.451	96-271	.354	263-371	.709	205	387	592	32.9	308	7	273	176	76	128	1251	69.5

<b>TEAM STATISTICS</b>	<b>USF</b>	<b>OPP</b>	<b>Date</b>	<b>Opponent</b>	<b>Score</b>	<b>Att.</b>
SCORING	1115	1251	*	12-28-10	at Seton Hall	L 55-64 6022
Points per game	61.9	69.5	*	12-31-10	at UConn	Lot 61-66 12599
Scoring margin	-7.6	-	*	01-06-11	VILLANOVA	L 71-83 4510
FIELD GOALS-ATT	394-953	446-990	*	01-09-11	LOUISVILLE	L 77-86 4375
Field goal pct	.413	.451	*	01-12-11	at Cincinnati	L 66-74 6201
3 POINT FG-ATT	79-265	96-271	*	01-16-11	PROVIDENCE	w 79-72 3526
3-point FG pct	.298	.354	*	01-20-11	at Rutgers	L 62-71 5347
3-pt FG made per game	4.4	5.3	*	01-23-11	at West Virginia	L 46-56 10744
FREE THROWS-ATT	248-334	263-371	*	01-27-11	DEPAUL	w 71-60 3465
Free throw pct	.743	.709	*	02-02-11	at Providence	L 63-68 3785
F-Throws made per game	13.8	14.6	^	02-05-11	SYRACUSE	L 49-72 10051
REBOUNDS	605	592	*	02-09-11	MARQUETTE	L 58-59 4153
Rebounds per game	33.6	32.9	*	02-12-11	NOTRE DAME	L 55-78 6104
Rebounding margin	+0.7	-	*	02-16-11	at Pittsburgh	L 55-67 12519
ASSISTS	215	273	*	02-19-11	GEORGETOWN	L 55-61 6190
Assists per game	11.9	15.2	*	02-26-11	at DePaul	w 86-76 8422
TURNOVERS	258	176	*	03-02-11	PITTSBURGH	L 50-66 4640
Turnovers per game	14.3	9.8	*	3/5/11	at St. John's	L 56-72 5602
Turnover margin	-4.6	-				
Assist/turnover ratio	0.8	1.6				
STEALS	80	128				
Steals per game	4.4	7.1				
BLOCKS	62	76				
Blocks per game	3.4	4.2				
ATTENDANCE	47014	71241				
Home games-Avg/Game	9-5224	9-7916				
Neutral site-Avg/Game	-	0-0				

& = South Padre Invitational, Tampa, Fla.  
# = South Padre Invitational, South Padre, Texas  
^ = Game played at St. Pete Times Forum in Tampa, Fla.  
\* = Conference game

<b>Score by Periods</b>	<b>1st</b>	<b>2nd</b>	<b>OT</b>	<b>Totals</b>
USF	528	584	3	1115
Opponents	566	677	8	1251



**USF 2010-11 Men's Basketball**  
**USF Season/Career Statistics (as of Mar 06, 2011)**  
**All games**

SEASON STATISTICS

CAREER STATISTICS

SUMMARY	gp-gs	min/g	fg%	3fg%	ft%	r/g	a/g	stl	blk	pts/g	gp-gs	min/g	fg%	3fg%	ft%	r/g	a/g	stl	blk	pts/g
GILCHRIST, Augustus	28-22	28.0	.446	.259	.686	6.1	0.9	15	22	13.2	71-44	26.7	.441	.351	.674	5.5	0.6	26	63	12.2
POLAND, Jawanza	31-20	27.0	.357	.226	.734	2.5	1.8	34	15	9.2	31-20	27.0	.357	.226	.734	2.5	1.8	34	15	9.2
FAMOUS, Jarrid	29-18	20.6	.511	.000	.747	5.5	0.4	7	17	8.9	61-48	25.4	.520	.000	.683	6.6	0.5	23	38	9.7
ROBERTSON, Hugh	31-31	30.8	.403	.329	.682	4.4	1.8	27	10	8.4	31-31	30.8	.403	.329	.682	4.4	1.8	27	10	8.4
ANDERSON Jr, Ron	31-18	22.7	.513	.000	.656	6.5	1.3	14	27	7.1	31-18	22.7	.513	.000	.656	6.5	1.3	14	27	7.1
NORIEGA, Shaun	31-8	15.7	.356	.352	.806	0.9	0.5	9	6	5.7	51-8	10.9	.345	.348	.816	0.6	0.4	9	6	3.8
FITZPATRICK, Toarlyn	31-6	14.8	.430	.367	.721	4.3	0.5	13	18	4.5	64-28	18.6	.413	.350	.624	4.4	0.5	33	50	4.4
CRATER, Anthony	28-27	34.0	.363	.313	.630	2.3	4.6	22	0	4.0	47-29	29.8	.343	.257	.568	2.0	3.4	41	2	3.6
BURWELL, Mike	29-5	8.4	.348	.290	.650	0.8	0.4	3	5	1.9	48-5	7.0	.303	.261	.692	0.8	0.3	5	5	1.6
HAYNES, Shedrick	24-0	5.9	.310	.188	.750	0.4	0.6	4	0	1.0	24-0	5.9	.310	.188	.750	0.4	0.6	4	0	1.0
DORITY, LaVonte	25-0	5.6	.316	.286	1.000	0.3	0.4	2	0	0.6	25-0	5.6	.316	.286	1.000	0.3	0.4	2	0	0.6
DAMOUR, Alberto	2-0	1.0	.000	.000	.000	0.0	0.0	0	0	0.0	2-0	1.0	.000	.000	.000	0.0	0.0	0	0	0.0

SCORING	fg-fga	fg%	3fg-fga	3fg%	ft-fta	ft%	pts	pts/g	fg-fga	fg%	3fg-fga	3fg%	ft-fta	ft%	pts	pts/g
GILCHRIST, Augustus	133-298	.446	7-27	.259	96-140	.686	369	13.2	312-708	.441	34-97	.351	207-307	.674	865	12.2
POLAND, Jawanza	101-283	.357	24-106	.226	58-79	.734	284	9.2	101-283	.357	24-106	.226	58-79	.734	284	9.2
FAMOUS, Jarrid	94-184	.511	0-2	.000	71-95	.747	259	8.9	222-427	.520	0-2	.000	149-218	.683	593	9.7
ROBERTSON, Hugh	93-231	.403	28-85	.329	45-66	.682	259	8.4	93-231	.403	28-85	.329	45-66	.682	259	8.4
ANDERSON Jr, Ron	80-156	.513	0-2	.000	61-93	.656	221	7.1	80-156	.513	0-2	.000	61-93	.656	221	7.1
NORIEGA, Shaun	52-146	.356	43-122	.352	29-36	.806	176	5.7	57-165	.345	48-138	.348	31-38	.816	193	3.8
FITZPATRICK, Toarlyn	49-114	.430	11-30	.367	31-43	.721	140	4.5	102-247	.413	14-40	.350	63-101	.624	281	4.4
CRATER, Anthony	37-102	.363	20-64	.313	17-27	.630	111	4.0	58-169	.343	29-113	.257	25-44	.568	170	3.6
BURWELL, Mike	16-46	.348	9-31	.290	13-20	.650	54	1.9	23-76	.303	12-46	.261	18-26	.692	76	1.6
HAYNES, Shedrick	9-29	.310	3-16	.188	3-4	.750	24	1.0	9-29	.310	3-16	.188	3-4	.750	24	1.0
DORITY, LaVonte	6-19	.316	2-7	.286	2-2	1.000	16	0.6	6-19	.316	2-7	.286	2-2	1.000	16	0.6
DAMOUR, Alberto	0-0	.000	0-0	.000	0-0	.000	0	0.0	0-0	.000	0-0	.000	0-0	.000	0	0.0

TOTALS	o-reb	d-reb	t-reb	pf	fo	ast	to	a/to	o-reb	d-reb	t-reb	pf	fo	ast	to	a/to
GILCHRIST, Augustus	62	109	171	76	0	24	70	0.3	144	244	388	170	2	45	154	0.3
POLAND, Jawanza	30	49	79	102	6	56	68	0.8	30	49	79	102	6	56	68	0.8
FAMOUS, Jarrid	70	90	160	56	1	12	41	0.3	168	233	401	147	4	28	107	0.3
ROBERTSON, Hugh	33	103	136	74	3	57	49	1.2	33	103	136	74	3	57	49	1.2
ANDERSON Jr, Ron	75	128	203	88	5	41	49	0.8	75	128	203	88	5	41	49	0.8
NORIEGA, Shaun	8	20	28	35	0	14	21	0.7	8	24	32	39	0	18	22	0.8
FITZPATRICK, Toarlyn	40	94	134	53	1	17	41	0.4	98	185	283	134	2	29	83	0.3
CRATER, Anthony	6	57	63	54	0	129	71	1.8	12	84	96	87	1	161	92	1.8
BURWELL, Mike	6	17	23	24	1	12	22	0.5	13	24	37	39	1	15	22	0.7
HAYNES, Shedrick	1	8	9	18	0	15	22	0.7	1	8	9	18	0	15	22	0.7
DORITY, LaVonte	2	6	8	14	0	9	14	0.6	2	6	8	14	0	9	14	0.6
DAMOUR, Alberto	0	0	0	0	0	0	0	0.0	0	0	0	0	0	0	0	0.0

**USF 2010-11 Men's Basketball**  
**USF Team Game-by-Game Comparison (as of Mar 06, 2011)**  
**All games**

Opponent	1st	2nd	Score	Mar	Total FG	FG Pct	3-Pointers	3FG Pct	Free Throws	FT Pct	Rebounds	A
SOUTHERN MISS	28/32	25/28	53-60	(7)	18-52/21-50	.346/.420	5-18/2-12	.278/.167	12-23/16-25	.522/.640	42/36 +6	1
ST. FRANCIS	38/31	36/40	74-71	+3	26-49/24-49	.531/.490	9-23/13-22	.391/.591	13-19/10-16	.684/.625	27/27 -	2
UCF	29/38	30/27	59-65	(6)	21-49/18-47	.429/.383	4-12/7-18	.333/.389	13-21/22-31	.619/.710	37/30 +7	1
GEORGIA SOUTHERN	39/30	37/33	76-63	+13	24-40/23-59	.600/.390	4-12/2-14	.333/.143	24-37/15-25	.649/.600	34/30 +4	
LIBERTY	35/20	25/23	60-43	+17	21-48/14-48	.438/.292	10-25/3-12	.400/.250	8-11/12-15	.727/.800	37/28 +9	1
BYU	28/23	33/38	75-77	(2)	24-54/25-78	.444/.321	7-19/10-26	.368/.385	20-26/17-34	.769/.500	50/40 +10	1
Texas Tech	19/23	45/38	64-61	+3	19-44/20-57	.432/.351	3-16/4-18	.188/.222	23-33/17-20	.697/.850	37/32 +5	1
VCU	30/20	22/32	60-59	+1	25-65/21-55	.385/.382	4-15/8-22	.267/.364	6-9/9-15	.667/.600	45/35 +10	1
Florida Atlantic	18/24	24/26	42-50	(8)	16-50/19-45	.320/.422	1-16/2-9	.063/.222	9-12/10-14	.750/.714	29/35 (6)	
Kent State	24/21	27/35	51-56	(5)	20-59/20-54	.339/.370	5-21/3-14	.238/.214	6-8/13-22	.750/.591	41/39 +2	9
AUBURN	28/24	33/25	61-49	+12	17-39/17-50	.436/.340	5-18/7-18	.278/.389	22-39/8-14	.564/.571	40/28 +12	1
JAMES MADISON	34/30	27/36	61-66	(5)	21-56/22-52	.375/.423	9-23/5-15	.391/.333	10-16/17-26	.625/.654	43/34 +9	1
Cleveland State	26/24	36/45	62-69	(7)	24-50/28-69	.480/.406	2-9/6-23	.222/.261	12-17/7-13	.706/.538	49/26 +23	1
Seton Hall	24/26	31/38	55-64	(9)	21-52/24-57	.404/.421	1-10/3-13	.100/.231	12-16/13-18	.750/.722	32/34 (2)	
UConn	28/28	30/30	61-66	(5)	23-55/21-56	.418/.375	5-16/2-14	.313/.143	10-18/22-26	.556/.846	40/35 +5	
VILLANOVA	30/35	41/48	71-83	(12)	22-53/28-48	.415/.583	5-19/9-12	.263/.750	22-30/18-27	.733/.667	31/27 +4	1
LOUISVILLE	48/45	29/41	77-86	(9)	25-58/27-62	.431/.435	7-18/9-23	.389/.391	20-26/23-26	.769/.885	38/35 +3	2
Cincinnati	32/37	34/37	66-74	(8)	21-46/21-48	.457/.438	3-11/7-20	.273/.350	21-24/25-35	.875/.714	32/25 +7	8
PROVIDENCE	29/41	50/31	79-72	+7	28-67/29-66	.418/.439	4-12/4-15	.333/.267	19-23/10-19	.826/.526	45/39 +6	1
Rutgers	25/25	37/46	62-71	(9)	19-50/23-50	.380/.460	9-23/8-15	.391/.533	15-17/17-21	.882/.810	35/27 +8	1
West Virginia	16/27	30/29	46-56	(10)	16-51/22-66	.314/.333	1-13/2-11	.077/.182	13-18/10-16	.722/.625	41/45 (4)	6
DEPAUL	35/25	36/35	71-60	+11	24-49/25-52	.490/.481	6-12/3-13	.500/.231	17-21/7-8	.810/.875	31/24 +7	1
Providence	30/29	33/39	63-68	(5)	24-59/22-52	.407/.423	6-21/5-16	.286/.313	9-12/19-28	.750/.679	35/32 +3	1
SYRACUSE	28/37	21/35	49-72	(23)	18-51/25-56	.353/.446	2-15/4-15	.133/.267	11-17/18-23	.647/.783	27/41 (14)	1
MARQUETTE	31/24	27/35	58-59	(1)	23-45/22-56	.511/.393	5-14/8-13	.357/.615	7-13/7-19	.538/.368	39/29 +10	1
NOTRE DAME	17/41	38/37	55-78	(23)	21-69/34-61	.304/.557	7-22/7-17	.318/.412	6-11/3-7	.545/.429	41/40 +1	8
Pittsburgh	29/36	26/31	55-67	(12)	20-42/25-54	.476/.463	6-13/2-8	.462/.250	9-12/15-21	.750/.714	18/40 (22)	1
GEORGETOWN	26/28	29/33	55-61	(6)	23-59/22-43	.390/.512	1-12/6-13	.083/.462	8-9/11-12	.889/.917	31/27 +4	1
DePaul	41/28	45/48	86-76	+10	28-49/27-55	.571/.491	7-12/6-23	.583/.261	23-31/16-24	.742/.667	33/19 +14	1
PITTSBURGH	27/24	23/42	50-66	(16)	19-52/25-51	.365/.490	1-9/5-9	.111/.556	11-17/11-16	.647/.688	29/37 (8)	1
St. John's	32/30	24/42	56-72	(16)	19-46/24-57	.413/.421	3-13/6-21	.231/.286	15-19/18-25	.789/.720	27/36 (9)	1

Note: Game totals are displayed in the format TEAM/OPPONENT for each category

**USF 2010-11 Men's Basketball**  
**USF Game-by-Game Highs (as of Mar 06, 2011)**  
**All games**

Opponent	Date	Score	Points	Rebounds	Assists	Steals	Blocked shots
SOUTHERN MISS	11-12-10	53-60	12-POLAND, Jawanza	10-GILCHRIST, Augu	3-HAYNES, Shedrick CRATER, Anthony	1-ROBERTSON, Hug NORIEGA, Shaun ANDERSON Jr, Ron POLAND, Jawanza	1-ANDERSON Jr, Ro FAMOUS, Jarrid NORIEGA, Shaun GILCHRIST, August
ST. FRANCIS	11-15-10	74-71	16-ANDERSON Jr, Ro	7-FAMOUS, Jarrid	6-HAYNES, Shedrick	2-POLAND, Jawanza CRATER, Anthony	2-POLAND, Jawanza
at UCF	11-18-10	59-65	18-ANDERSON Jr, Ro	8-ROBERTSON, Hug	5-ROBERTSON, Hug	2-ROBERTSON, Hug	1-ANDERSON Jr, Ro
GEORGIA SOUTHERN	11-21-10	76-63	23-GILCHRIST, Augu	9-FITZPATRICK, Toa	7-CRATER, Anthony	3-ROBERTSON, Hug	2-FITZPATRICK, Toa
LIBERTY	11-23-10	60-43	15-BURWELL, Mike	17-ANDERSON Jr, Ro	3-ANDERSON Jr, Ro ROBERTSON, Hug	1-ANDERSON Jr, Ro NORIEGA, Shaun	1-NORIEGA, Shaun FAMOUS, Jarrid GILCHRIST, August
vs BYU	11-26-10	75-77	14-GILCHRIST, Augu	13-ANDERSON Jr, Ro	4-BURWELL, Mike	1-POLAND, Jawanza ROBERTSON, Hug HAYNES, Shedrick	2-FAMOUS, Jarrid FITZPATRICK, Toar ANDERSON Jr, Ron GILCHRIST, August
vs Texas Tech	11-27-10	64-61	16-ANDERSON Jr, Ro	9-GILCHRIST, Augus	4-POLAND, Jawanza	3-POLAND, Jawanza	1-BURWELL, Mike POLAND, Jawanza GILCHRIST, August
VCU	12-01-10	60-59	14-ROBERTSON, Hu	13-ANDERSON Jr, Ro	6-POLAND, Jawanza	3-GILCHRIST, Augus	4-ANDERSON Jr, Ro
at Florida Atlantic	12-04-10	42-50	9-FAMOUS, Jarrid	7-GILCHRIST, Augus	2-ROBERTSON, Hug ANDERSON Jr, Ron	2-POLAND, Jawanza	None
at Kent State	12-12-10	51-56	15-POLAND, Jawanza	11-FITZPATRICK, To	4-CRATER, Anthony	3-POLAND, Jawanza	2-FITZPATRICK, Toa
AUBURN	12-15-10	61-49	15-FAMOUS, Jarrid	12-ANDERSON Jr, Ro	7-CRATER, Anthony	2-FAMOUS, Jarrid POLAND, Jawanza	1-FITZPATRICK, Toa FAMOUS, Jarrid ANDERSON Jr, Ron
JAMES MADISON	12-18-10	61-66	19-POLAND, Jawanza ROBERTSON, Hug	11-ROBERTSON, Hu	4-ROBERTSON, Hug ANDERSON Jr, Ron	3-POLAND, Jawanza	2-FAMOUS, Jarrid
at Cleveland State	12-22-10	62-69	22-FAMOUS, Jarrid	13-ANDERSON Jr, Ro	3-ANDERSON Jr, Ro POLAND, Jawanza CRATER, Anthony	1-FITZPATRICK, Toa ROBERTSON, Hug FAMOUS, Jarrid	4-ANDERSON Jr, Ro
at Seton Hall	12-28-10	55-64	14-ROBERTSON, Hu	7-FAMOUS, Jarrid	4-CRATER, Anthony	2-ROBERTSON, Hug	1-GILCHRIST, Augus ANDERSON Jr, Ron FAMOUS, Jarrid
at UConn	12-31-10	61-66	21-GILCHRIST, Augu	8-GILCHRIST, Augus	4-CRATER, Anthony	2-POLAND, Jawanza	1-GILCHRIST, Augus ANDERSON Jr, Ron
VILLANOVA	01-06-11	71-83	16-GILCHRIST, Augu	10-GILCHRIST, Augu	8-CRATER, Anthony	2-ROBERTSON, Hug	1-BURWELL, Mike NORIEGA, Shaun GILCHRIST, August
LOUISVILLE	01-09-11	77-86	25-GILCHRIST, Augu	10-GILCHRIST, Augu	10-CRATER, Anthony	1-CRATER, Anthony POLAND, Jawanza GILCHRIST, August	1-POLAND, Jawanza
at Cincinnati	01-12-11	66-74	13-ANDERSON Jr, Ro	7-GILCHRIST, Augus ANDERSON Jr, Ron	4-GILCHRIST, Augus	1-CRATER, Anthony ROBERTSON, Hug ANDERSON Jr, Ron FAMOUS, Jarrid POLAND, Jawanza	1-POLAND, Jawanza ANDERSON Jr, Ron FITZPATRICK, Toar
PROVIDENCE	01-16-11	79-72	17-ROBERTSON, Hu	14-FAMOUS, Jarrid	6-CRATER, Anthony	1-ROBERTSON, Hug FITZPATRICK, Toar CRATER, Anthony FAMOUS, Jarrid	1-GILCHRIST, Augus FITZPATRICK, Toar POLAND, Jawanza
at Rutgers	01-20-11	62-71	14-ROBERTSON, Hu GILCHRIST, August	7-FAMOUS, Jarrid	4-CRATER, Anthony ROBERTSON, Hug	1-FITZPATRICK, Toa POLAND, Jawanza GILCHRIST, August	2-FITZPATRICK, Toa



USF 2010-11 Men's Basketball  
USF Game-by-Game Highs (as of Mar 06, 2011)  
All games

Opponent	Date	Score	Points	Rebounds	Assists	Steals	Blocked shots
at West Virginia	01-23-11	46-56	20-GILCHRIST, Augu	10-ANDERSON Jr, Ro GILCHRIST, August	3-ROBERTSON, Hug	1-ANDERSON Jr, Ro NORIEGA, Shaun	1-ANDERSON Jr, Ro GILCHRIST, August
DEPAUL	01-27-11	71-60	16-ROBERTSON, Hu	10-GILCHRIST, Augu	7-CRATER, Anthony	4-POLAND, Jawanza	3-ANDERSON Jr, Ro
at Providence	02-02-11	63-68	20-POLAND, Jawanza	11-ROBERTSON, Hu	5-CRATER, Anthony	2-FITZPATRICK, Toa	3-GILCHRIST, Augus ANDERSON Jr, Ron
SYRACUSE	02-05-11	49-72	14-FAMOUS, Jarrid	8-FAMOUS, Jarrid	5-CRATER, Anthony	3-FITZPATRICK, Toa	3-FITZPATRICK, Toa
MARQUETTE	02-09-11	58-59	16-FITZPATRICK, To	13-FITZPATRICK, To	9-CRATER, Anthony	1-ROBERTSON, Hug CRATER, Anthony	1-ROBERTSON, Hug GILCHRIST, August POLAND, Jawanza
NOTRE DAME	02-12-11	55-78	23-NORIEGA, Shaun	11-ANDERSON Jr, Ro	4-DORITY, LaVonte	2-NORIEGA, Shaun GILCHRIST, August	1-ROBERTSON, Hug FITZPATRICK, Toar FAMOUS, Jarrid
at Pittsburgh	02-16-11	55-67	11-NORIEGA, Shaun	7-ROBERTSON, Hug	6-CRATER, Anthony	1-ROBERTSON, Hug BURWELL, Mike POLAND, Jawanza CRATER, Anthony NORIEGA, Shaun	2-FAMOUS, Jarrid
GEORGETOWN	02-19-11	55-61	22-GILCHRIST, Augu	7-GILCHRIST, Augus	7-CRATER, Anthony	2-ROBERTSON, Hug	2-ROBERTSON, Hug
at DePaul	02-26-11	86-76	32-GILCHRIST, Augu	10-ANDERSON Jr, Ro	5-CRATER, Anthony	2-ROBERTSON, Hug	1-FAMOUS, Jarrid ROBERTSON, Hug
PITTSBURGH	03-02-11	50-66	15-GILCHRIST, Augu FAMOUS, Jarrid	12-FAMOUS, Jarrid	4-CRATER, Anthony	1-NORIEGA, Shaun CRATER, Anthony	2-GILCHRIST, Augus
at St. John's	3/5/11	56-72	16-GILCHRIST, Augu	6-ANDERSON Jr, Ro	3-NORIEGA, Shaun	3-ANDERSON Jr, Ro	2-ANDERSON Jr, Ro

USF 2010-11 Men's Basketball  
USF Team High/Low Analysis (as of Mar 06, 2011)  
All games

USF - TEAM GAME HIGHS

POINTS	86	at DePaul (02-26-11)
	79	PROVIDENCE (01-16-11)
	77	LOUISVILLE (01-09-11)
	76	GEORGIA SOUTHERN (11-21-10)
	75	vs BYU (11-26-10)
FIELD GOALS MADE	28	at DePaul (02-26-11)
	28	PROVIDENCE (01-16-11)
FIELD GOAL ATTEMPTS	69	NOTRE DAME (02-12-11)
	67	PROVIDENCE (01-16-11)
FIELD GOAL PERCENTAGE	.600 (24-40)	GEORGIA SOUTHERN (11-21-10)
	.571 (28-49)	at DePaul (02-26-11)
3 PT FIELD GOALS MADE	10	LIBERTY (11-23-10)
	9	at Rutgers (01-20-11)
	9	JAMES MADISON (12-18-10)
	9	ST. FRANCIS (11-15-10)
3 PT FG ATTEMPTS	25	LIBERTY (11-23-10)
	23	at Rutgers (01-20-11)
	23	JAMES MADISON (12-18-10)
	23	ST. FRANCIS (11-15-10)
3 PT FG PERCENTAGE	.583 (7-12)	at DePaul (02-26-11)
	.500 (6-12)	DEPAUL (01-27-11)
FREE THROWS MADE	24	GEORGIA SOUTHERN (11-21-10)
	23	at DePaul (02-26-11)
	23	vs Texas Tech (11-27-10)
FREE THROW ATTEMPTS	39	AUBURN (12-15-10)
	37	GEORGIA SOUTHERN (11-21-10)
FREE THROW PERCENTAGE	.889 (8-9)	GEORGETOWN (02-19-11)
	.882 (15-17)	at Rutgers (01-20-11)
REBOUNDS	50	vs BYU (11-26-10)
	49	at Cleveland State (12-22-10)
ASSISTS	22	LOUISVILLE (01-09-11)
	20	ST. FRANCIS (11-15-10)
STEALS	9	DEPAUL (01-27-11)
	9	at Kent State (12-12-10)
BLOCKED SHOTS	10	at Cleveland State (12-22-10)
	9	vs BYU (11-26-10)
TURNOVERS	24	at Cleveland State (12-22-10)
	21	vs BYU (11-26-10)
	21	GEORGIA SOUTHERN (11-21-10)
FOULS	26	vs BYU (11-26-10)
	26	at UCF (11-18-10)

USF 2010-11 Men's Basketball  
USF High/Low Analysis (as of Mar 06, 2011)  
All games

Opponent - GAME HIGHS

POINTS	86		LOUISVILLE (01-09-11)
	83		VILLANOVA (01-06-11)
	78		NOTRE DAME (02-12-11)
	77		vs BYU (11-26-10)
	76		at DePaul (02-26-11)
FIELD GOALS MADE	34		NOTRE DAME (02-12-11)
	29		PROVIDENCE (01-16-11)
FIELD GOAL ATTEMPTS	78		vs BYU (11-26-10)
	69		at Cleveland State (12-22-10)
FIELD GOAL PERCENTAGE	.583	(28-48)	VILLANOVA (01-06-11)
	.557	(34-61)	NOTRE DAME (02-12-11)
3 PT FIELD GOALS MADE	13		ST. FRANCIS (11-15-10)
	10		vs BYU (11-26-10)
3 PT FG ATTEMPTS	26		vs BYU (11-26-10)
	23		at DePaul (02-26-11)
	23		LOUISVILLE (01-09-11)
	23		at Cleveland State (12-22-10)
3 PT FG PERCENTAGE	.750	(9-12)	VILLANOVA (01-06-11)
	.615	(8-13)	MARQUETTE (02-09-11)
FREE THROWS MADE	25		at Cincinnati (01-12-11)
	23		LOUISVILLE (01-09-11)
FREE THROW ATTEMPTS	35		at Cincinnati (01-12-11)
	34		vs BYU (11-26-10)
FREE THROW PERCENTAGE	.917	(11-12)	GEORGETOWN (02-19-11)
	.885	(23-26)	LOUISVILLE (01-09-11)
REBOUNDS	45		at West Virginia (01-23-11)
	41		SYRACUSE (02-05-11)
ASSISTS	23		NOTRE DAME (02-12-11)
	21		LOUISVILLE (01-09-11)
	21		VILLANOVA (01-06-11)
STEALS	14		at Cleveland State (12-22-10)
	14		vs Texas Tech (11-27-10)
BLOCKED SHOTS	9		LOUISVILLE (01-09-11)
	8		NOTRE DAME (02-12-11)
TURNOVERS	16		at Florida Atlantic (12-04-10)
	16		ST. FRANCIS (11-15-10)
FOULS	30		AUBURN (12-15-10)
	27		GEORGIA SOUTHERN (11-21-10)

USF 2010-11 Men's Basketball  
USF High/Low Analysis (as of Mar 06, 2011)  
All games

USF - GAME LOWS

POINTS	42		at Florida Atlantic (12-04-10)
	46		at West Virginia (01-23-11)
	49		SYRACUSE (02-05-11)
	50		PITTSBURGH (03-02-11)
	51		at Kent State (12-12-10)
FIELD GOALS MADE	16		at Florida Atlantic (12-04-10)
	16		at West Virginia (01-23-11)
FIELD GOAL ATTEMPTS	39		AUBURN (12-15-10)
	40		GEORGIA SOUTHERN (11-21-10)
FIELD GOAL PERCENTAGE	.304	(21-69)	NOTRE DAME (02-12-11)
	.314	(16-51)	at West Virginia (01-23-11)
3 PT FIELD GOALS MADE	1		at Florida Atlantic (12-04-10)
	1		at Seton Hall (12-28-10)
	1		at West Virginia (01-23-11)
	1		GEORGETOWN (02-19-11)
	1		PITTSBURGH (03-02-11)
3 PT FG ATTEMPTS	9		at Cleveland State (12-22-10)
	9		PITTSBURGH (03-02-11)
3 PT FG PERCENTAGE	.063	(1-16)	at Florida Atlantic (12-04-10)
	.077	(1-13)	at West Virginia (01-23-11)
FREE THROWS MADE	6		VCU (12-01-10)
	6		at Kent State (12-12-10)
	6		NOTRE DAME (02-12-11)
FREE THROW ATTEMPTS	8		at Kent State (12-12-10)
	9		VCU (12-01-10)
	9		GEORGETOWN (02-19-11)
FREE THROW PERCENTAGE	.522	(12-23)	SOUTHERN MISS (11-12-10)
	.538	(7-13)	MARQUETTE (02-09-11)
REBOUNDS	18		at Pittsburgh (02-16-11)
	27		ST. FRANCIS (11-15-10)
	27		SYRACUSE (02-05-11)
	27		at St. John's (3/5/11)
ASSISTS	6		at West Virginia (01-23-11)
	8		at Florida Atlantic (12-04-10)
	8		at UConn (12-31-10)
	8		at Cincinnati (01-12-11)
	8		NOTRE DAME (02-12-11)
STEALS	2		LIBERTY (11-23-10)
	2		at West Virginia (01-23-11)
	2		MARQUETTE (02-09-11)
	2		PITTSBURGH (03-02-11)
BLOCKED SHOTS	0		at Florida Atlantic (12-04-10)
	1		at UCF (11-18-10)
	1		LOUISVILLE (01-09-11)
TURNOVERS	8		GEORGETOWN (02-19-11)
	8		PITTSBURGH (03-02-11)
FOULS	8		DEPAUL (01-27-11)
	9		NOTRE DAME (02-12-11)



USF 2010-11 Men's Basketball  
USF High/Low Analysis (as of Mar 06, 2011)  
All games

Opponent - GAME LOWS

POINTS	43		LIBERTY (11-23-10)
	49		AUBURN (12-15-10)
	50		at Florida Atlantic (12-04-10)
	56		at Kent State (12-12-10)
	56		at West Virginia (01-23-11)
FIELD GOALS MADE	14		LIBERTY (11-23-10)
	17		AUBURN (12-15-10)
FIELD GOAL ATTEMPTS	43		GEORGETOWN (02-19-11)
	45		at Florida Atlantic (12-04-10)
FIELD GOAL PERCENTAGE	.292	(14-48)	LIBERTY (11-23-10)
	.321	(25-78)	vs BYU (11-26-10)
3 PT FIELD GOALS MADE	2		SOUTHERN MISS (11-12-10)
	2		GEORGIA SOUTHERN (11-21-10)
	2		at Florida Atlantic (12-04-10)
	2		at UConn (12-31-10)
	2		at West Virginia (01-23-11)
	2		at Pittsburgh (02-16-11)
3 PT FG ATTEMPTS	8		at Pittsburgh (02-16-11)
	9		at Florida Atlantic (12-04-10)
	9		PITTSBURGH (03-02-11)
3 PT FG PERCENTAGE	.143	(2-14)	GEORGIA SOUTHERN (11-21-10)
	.143	(2-14)	at UConn (12-31-10)
FREE THROWS MADE	3		NOTRE DAME (02-12-11)
	7		at Cleveland State (12-22-10)
	7		DEPAUL (01-27-11)
	7		MARQUETTE (02-09-11)
FREE THROW ATTEMPTS	7		NOTRE DAME (02-12-11)
	8		DEPAUL (01-27-11)
FREE THROW PERCENTAGE	.368	(7-19)	MARQUETTE (02-09-11)
	.429	(3-7)	NOTRE DAME (02-12-11)
REBOUNDS	19		at DePaul (02-26-11)
	24		DEPAUL (01-27-11)
ASSISTS	7		at Florida Atlantic (12-04-10)
	8		at Seton Hall (12-28-10)
STEALS	2		PITTSBURGH (03-02-11)
	4		SOUTHERN MISS (11-12-10)
	4		GEORGETOWN (02-19-11)
BLOCKED SHOTS	1		GEORGIA SOUTHERN (11-21-10)
	1		at Cincinnati (01-12-11)
	1		at Pittsburgh (02-16-11)
	1		PITTSBURGH (03-02-11)
TURNOVERS	4		at Cleveland State (12-22-10)
	5		vs BYU (11-26-10)
FOULS	10		NOTRE DAME (02-12-11)
	12		GEORGETOWN (02-19-11)

**USF 2010-11 Men's Basketball**  
**USF Player High/Low Analysis (as of Mar 06, 2011)**  
**All games**

**USF - INDIVIDUAL GAME HIGHS**

Points	32		GILCHRIST, Augustus at DePaul (02-26-11)
	25		GILCHRIST, Augustus vs Louisville (01-09-11)
	23		NORIEGA, Shaun vs Notre Dame (02-12-11)
	23		GILCHRIST, Augustus vs Georgia Southern (11-21-10)
	22		GILCHRIST, Augustus vs Georgetown (02-19-11)
	22		FAMOUS, Jarrid at Cleveland State (12-22-10)
Field Goals Made	10		GILCHRIST, Augustus vs Georgetown (02-19-11)
	10		GILCHRIST, Augustus vs Louisville (01-09-11)
Field Goal Att.	21		GILCHRIST, Augustus vs Louisville (01-09-11)
	18		POLAND, Jawanza vs James Madison (12-18-10)
FG Pct (min 5 made)	1.000	(8-8)	GILCHRIST, Augustus vs Georgia Southern (11-21-10)
	.857	(6-7)	FAMOUS, Jarrid at DePaul (02-26-11)
3-Point FG Made	6		NORIEGA, Shaun vs Notre Dame (02-12-11)
	5		BURWELL, Mike vs LIBERTY (11-23-10)
3-Point FG Att.	10		NORIEGA, Shaun vs Notre Dame (02-12-11)
	9		NORIEGA, Shaun at St. John's (3/5/11)
	9		POLAND, Jawanza at Rutgers (01-20-11)
	9		NORIEGA, Shaun vs Villanova (01-06-11)
	9		POLAND, Jawanza vs James Madison (12-18-10)
3-Pt FG Pct (min 2 made)	1.000	(3-3)	ROBERTSON, Hugh at DePaul (02-26-11)
	1.000	(2-2)	NORIEGA, Shaun vs DePaul (01-27-11)
Free Throws Made	13		GILCHRIST, Augustus at DePaul (02-26-11)
	10		ANDERSON Jr, Ron at UCF (11-18-10)
Free Throw Att.	15		GILCHRIST, Augustus at DePaul (02-26-11)
	13		FAMOUS, Jarrid vs Auburn (12-15-10)
FT Pct (min 3 made)	1.000	(8-8)	POLAND, Jawanza vs Providence (01-16-11)
	1.000	(6-6)	POLAND, Jawanza vs Louisville (01-09-11)
	1.000	(6-6)	ANDERSON Jr, Ron vs Texas Tech (11-27-10)
	1.000	(5-5)	NORIEGA, Shaun at St. John's (3/5/11)
	1.000	(5-5)	GILCHRIST, Augustus vs DePaul (01-27-11)
	1.000	(4-4)	POLAND, Jawanza vs Georgetown (02-19-11)
	1.000	(4-4)	FAMOUS, Jarrid vs Syracuse (02-05-11)
	1.000	(4-4)	GILCHRIST, Augustus at Rutgers (01-20-11)
	1.000	(4-4)	NORIEGA, Shaun vs Villanova (01-06-11)
	1.000	(4-4)	FAMOUS, Jarrid vs Villanova (01-06-11)
	1.000	(4-4)	FAMOUS, Jarrid at Cleveland State (12-22-10)
	1.000	(4-4)	FITZPATRICK, Toarlyn at Florida Atlantic (12-04-10)
	1.000	(4-4)	NORIEGA, Shaun vs Texas Tech (11-27-10)
	1.000	(4-4)	FAMOUS, Jarrid vs BYU (11-26-10)
	1.000	(3-3)	ROBERTSON, Hugh vs Providence (01-16-11)
Rebounds	17		ANDERSON Jr, Ron vs LIBERTY (11-23-10)
	14		FAMOUS, Jarrid vs Providence (01-16-11)
Assists	10		CRATER, Anthony vs Louisville (01-09-11)
	9		CRATER, Anthony vs Marquette (02-09-11)
Steals	4		POLAND, Jawanza vs DePaul (01-27-11)
	3		ANDERSON Jr, Ron at St. John's (3/5/11)
	3		FITZPATRICK, Toarlyn vs Syracuse (02-05-11)
	3		POLAND, Jawanza vs James Madison (12-18-10)
	3		POLAND, Jawanza at Kent State (12-12-10)
	3		GILCHRIST, Augustus vs VCU (12-01-10)
	3		POLAND, Jawanza vs Texas Tech (11-27-10)
	3		ROBERTSON, Hugh vs Georgia Southern (11-21-10)
Blocked Shots	4		ANDERSON Jr, Ron at Cleveland State (12-22-10)

	4	ANDERSON Jr, Ron vs VCU (12-01-10)
Turnovers	6	ROBERTSON, Hugh at St. John's (3/5/11)
	6	FITZPATRICK, Toarlyn vs Marquette (02-09-11)
	6	GILCHRIST, Augustus at West Virginia (01-23-11)
	6	GILCHRIST, Augustus at Cleveland State (12-22-10)
	6	BURWELL, Mike vs BYU (11-26-10)
	6	ANDERSON Jr, Ron vs BYU (11-26-10)
Fouls	5	POLAND, Jawanza at St. John's (3/5/11)
	5	ROBERTSON, Hugh vs Marquette (02-09-11)
	5	POLAND, Jawanza vs Marquette (02-09-11)
	5	POLAND, Jawanza vs Syracuse (02-05-11)
	5	POLAND, Jawanza at Cincinnati (01-12-11)
	5	ROBERTSON, Hugh vs Louisville (01-09-11)
	5	POLAND, Jawanza vs Louisville (01-09-11)
	5	ANDERSON Jr, Ron at UConn (12-31-10)
	5	FITZPATRICK, Toarlyn vs James Madison (12-18-10)
	5	FAMOUS, Jarrid vs James Madison (12-18-10)
	5	ANDERSON Jr, Ron vs James Madison (12-18-10)
	5	POLAND, Jawanza at Kent State (12-12-10)
	5	ANDERSON Jr, Ron at Florida Atlantic (12-04-10)
	5	BURWELL, Mike vs Texas Tech (11-27-10)
	5	ANDERSON Jr, Ron vs BYU (11-26-10)
	5	ROBERTSON, Hugh vs BYU (11-26-10)
	5	ANDERSON Jr, Ron vs Georgia Southern (11-21-10)

**USF 2010-11 Men's Basketball**  
**USF Opponent High/Low Analysis (as of Mar 06, 2011)**  
**All games**

**OPPONENT INDIVIDUAL GAME HIGHS**

Points	32		Fredette, Jimmer vs BYU (11-26-10)
	28		BROOKS, Marshon vs Providence (01-16-11)
	28		CADELL, Ricky vs St. Francis (11-15-10)
	27		COLE, Norris at Cleveland State (12-22-10)
	26		WRIGHT, Chris vs Georgetown (02-19-11)
Field Goals Made	11		BROOKS, Marshon vs Providence (01-16-11)
	11		COLE, Norris at Cleveland State (12-22-10)
Field Goal Att.	25		Fredette, Jimmer vs BYU (11-26-10)
	24		BROOKS, Marshon vs Providence (01-16-11)
FG Pct (min 5 made)	1.000	(6-6)	CHEEK, Dominic vs Villanova (01-06-11)
	.900	(9-10)	COOLEY, Jack vs Notre Dame (02-12-11)
3-Point FG Made	6		CADELL, Ricky vs St. Francis (11-15-10)
	5		STOKES, Corey vs Villanova (01-06-11)
	5		Emery, Jackson vs BYU (11-26-10)
3-Point FG Att.	13		Emery, Jackson vs BYU (11-26-10)
	9		CADELL, Ricky vs St. Francis (11-15-10)
3-Pt FG Pct (min 2 made)	1.000	(5-5)	STOKES, Corey vs Villanova (01-06-11)
	1.000	(4-4)	CHEEK, Dominic vs Villanova (01-06-11)
	1.000	(2-2)	COBURN, Mike at Rutgers (01-20-11)
	1.000	(2-2)	BATTS, Kadeem vs Providence (01-16-11)
	1.000	(2-2)	GOODE, George vs Louisville (01-09-11)
	1.000	(2-2)	ROMPZA, A.J. at UCF (11-18-10)
Free Throws Made	10		WAYNS, Maalik vs Villanova (01-06-11)
	9		WALKER, Kemba at UConn (12-31-10)
	9		Moore, Devon vs James Madison (12-18-10)
Free Throw Att.	13		Moore, Devon vs James Madison (12-18-10)
	12		WAYNS, Maalik vs Villanova (01-06-11)
	12		FERGUSON, Eric vs Georgia Southern (11-21-10)
FT Pct (min 3 made)	1.000	(8-8)	WRIGHT, Chris vs Georgetown (02-19-11)
	1.000	(8-8)	WILKS, Darnell at Cincinnati (01-12-11)
	1.000	(8-8)	Fredette, Jimmer vs BYU (11-26-10)
	1.000	(7-7)	Tucker, Alex at Florida Atlantic (12-04-10)
	1.000	(6-6)	WANAMAKER, Brad at Pittsburgh (02-16-11)
	1.000	(6-6)	DIENG, Gorgui vs Louisville (01-09-11)
	1.000	(6-6)	CLANTON, Keith at UCF (11-18-10)
	1.000	(5-5)	JOSEPH, Kris vs Syracuse (02-05-11)
	1.000	(5-5)	SMITH, Chris vs Louisville (01-09-11)
	1.000	(5-5)	STOKES, Corey vs Villanova (01-06-11)
	1.000	(4-4)	KNOWLES, Preston vs Louisville (01-09-11)
	1.000	(4-4)	COOMBS-MCDANIEL, J. at UConn (12-31-10)
	1.000	(4-4)	Tairu, David vs Texas Tech (11-27-10)
	1.000	(4-4)	PHILLIPS, Chene vs LIBERTY (11-23-10)
	1.000	(3-3)	BROWNLEE, Justin at St. John's (3/5/11)
	1.000	(3-3)	MELVIN, Cleveland vs DePaul (01-27-11)
	1.000	(3-3)	COLE, Norris at Cleveland State (12-22-10)
	1.000	(3-3)	Singletary, Mike vs Texas Tech (11-27-10)
Rebounds	14		MITCHELL, Casey at West Virginia (01-23-11)
	14		VAN TREESE, Stephan vs Louisville (01-09-11)
	14		GREENE, Justin at Kent State (12-12-10)
Assists	9		WAYNS, Maalik vs Villanova (01-06-11)
	8		HANSBROUGH, Ben vs Notre Dame (02-12-11)
	8		JARDINE, Scoop vs Syracuse (02-05-11)
	8		COUNCIL, Vincent vs Providence (01-16-11)



Steals	5	FISHER, Corey vs Villanova (01-06-11)
	5	Reese,Brad vs Texas Tech (11-27-10)
	5	Fredette, Jimmer vs BYU (11-26-10)
Blocked Shots	5	FERGUSON, Eric vs Georgia Southern (11-21-10)
	5	DIENG, Gorgui vs Louisville (01-09-11)
	4	MELVIN, Cleveland vs DePaul (01-27-11)
Turnovers	4	TYLER, A.J. at UCF (11-18-10)
	6	GORDON, Evan vs LIBERTY (11-23-10)
	5	HEWITT, Jelani vs Georgia Southern (11-21-10)
Fouls	5	FERGUSON, Eric vs Georgia Southern (11-21-10)
	5	DREW, Jimmy at DePaul (02-26-11)
	5	FREELAND, Tony at DePaul (02-26-11)
	5	FABER, Krys at DePaul (02-26-11)
	5	LUMPKINS, Robert at Rutgers (01-20-11)
	5	THOMAS, Ibrahima at Cincinnati (01-12-11)
	5	OLANDER, Tyler at UConn (12-31-10)
	5	POPE, Herb at Seton Hall (12-28-10)
	5	Langford, Josh vs Auburn (12-15-10)
	5	Chubb, Rob vs Auburn (12-15-10)
	5	Reese,Brad vs Texas Tech (11-27-10)
	5	BAYNHAM, Marvin vs Georgia Southern (11-21-10)
	5	SPENCER, Rory vs Georgia Southern (11-21-10)
	5	BASKERVILLE, C vs Georgia Southern (11-21-10)
	5	BENNETT, Akeem vs St. Francis (11-15-10)