



FOOTBALL

WVU SPORTS COMMUNICATIONS • PO BOX 0877 • MORGANTOWN, WV 26507 • P: (304) 293-2821 • F: (304) 293-4105 • MSNsportsNET.com



No. 22/20 West Virginia at USF
Dec. 1, 2011 - 8 p.m. (ESPN)
Raymond James Stadium (65,857)
Tampa, Fla.



The Game

✓ West Virginia (8-3, 4-2 BIG EAST) (No. 22 *Associated Press*/No. 20 *USA Today* Coaches Poll) travels to Tampa, Fla., on Thursday, Dec. 1, to close out the regular season, against USF (5-6, 1-5 BIG EAST) in an 8 p.m., BIG EAST Conference contest at Raymond James Stadium (65,857). The game will be televised live on ESPN.

This marks the seventh meeting between West Virginia and USF with the series tied at 3-3. USF is 2-1 in games played in Tampa, and WVU is 2-1 in games played in Morgantown. Last year, West Virginia won 20-6 in Morgantown, while the Bulls won the last meeting in Tampa, 30-19, in 2009. This also will be the first meeting between the two coaches.

Game Coverage

TV

ESPN - (Rece Davis - play-by-play, Craig James and Jesse Palmer - analysts, Jenn Brown - sideline) - will broadcast the game live.

Radio

Mountaineer Sports Network - (Tony Caridi - play-by-play, Dwight Wallace - analyst, Hoppy Kercheval - host, Jed Drenning - sideline) will broadcast the game live.

Satellite Radio Broadcast - The West Virginia - USF game can be heard live on Sirius Channel 94 and XM 190 with the MSN broadcast.

Live Statistics - MSNsportsNET.com

Twitter Updates - Twitter.com/WVUSportsScores; Twitter.com/WVUSportsBuzz

2011 Schedule and Results

	Sunday, Sept. 4 - W, 34-13 MARSHALL - "Friends of Coal Bowl" Milan Puskar Stadium	
	Saturday, Sept. 10 - W, 55-12 NORFOLK STATE Milan Puskar Stadium	
	Saturday, Sept. 17 - W, 37-31 at MARYLAND Capital One Field at Byrd Stadium College Park, Md.	
	Saturday, Sept. 24 - L, 47-21 LSU Milan Puskar Stadium	
	Saturday, Oct. 1 - W, 55-10 BOWLING GREEN Homecoming Milan Puskar Stadium	
	Saturday, Oct. 8 - W, 43-16 CONNECTICUT WVU Sports Hall of Fame Milan Puskar Stadium	
	Friday, Oct. 21 - L, 49-23 at SYRACUSE "Schwartzwalder Trophy" Carrier Dome, Syracuse, N.Y.	
	Saturday, Oct. 29 - W, 41-31 at RUTGERS High Point Solutions Stadium Piscataway, N.J.	
	Saturday, Nov. 5 - L, 38-35 LOUISVILLE Milan Puskar Stadium	
	Saturday, Nov. 12 - W, 24-21 at CINCINNATI Paul Brown Stadium Cincinnati, Ohio	
	Friday, Nov. 25 - W, 21-20 PITT - "The Backyard Brawl" Milan Puskar Stadium	
	Thursday, Dec. 1, 8 p.m. at USF Raymond James Stadium Tampa, Fla.	

Mountaineer Quickies

- ✓ WVU is 68-20 over its last 88 games; 35-13 in the BIG EAST in that span.
- ✓ WVU has won 88 of its last 117 regular-season games/WVU has won 92-of-124 overall games.
- ✓ WVU has the 12th-best record in college football in the last five years (2006-10).
- ✓ WVU has the 10th-best record in college football in the last six years (2005-10).
- ✓ WVU has the 12th-best record in college football in the last seven years (2004-10).
- ✓ WVU is 92-51-1 all-time in BIG EAST play/52-16 since 2002.
- ✓ WVU has not finished lower than second place in the BIG EAST since 2002.
- ✓ WVU has had at least a 5-2 record every year in the BIG EAST since 2002.
- ✓ When WVU has passed for more than 200 yards in a game, its record is 31-13.
- ✓ Dating back to 2005, WVU has 210 rushing touchdowns in its last 86 games (2.4 per game).
- ✓ WVU has outrushed its opponents in 65-of-80 games; WVU's record is 62-18 during that span.
- ✓ WVU is 62-4 since 2002 when winning the turnover battle.
- ✓ Since 2000, WVU is 73-3 when scoring 30 or more points in a contest.
- ✓ Since 2002, WVU is 52-4 when it has held an opponent under 100 yards rushing.
- ✓ WVU quarterback Geno Smith has thrown a touchdown pass in 14 straight games.
- ✓ Smith has 291-of-448 for 3,741 yards, all WVU single-season records
- ✓ Smith is No. 2 on passing chart (6,813) and No. 5 on WVU's career total offense chart (6,958).
- ✓ Smith is No. 2 on WVU's career completion list (564) and No. 3 on the touchdown list (50).
- ✓ WVU is 25-19 in professional football stadiums/1-2 at Raymond James Stadium
- ✓ Since 1980, WVU is 43-55 on natural grass stadiums/22-20 since 2000

The USF Series ...

✓ This marks the seventh meeting between USF and West Virginia. The series started in 2005 with WVU winning its only game in Tampa, 28-13. USF won in 2007, 21-13, and again in 2009, 30-19. The Bulls won their first meeting in Morgantown in 2006, 24-19, and WVU won the next two, 13-7, in 2008, and last year, 20-6. USF coach Skip Holtz is 1-4 overall against WVU, 1-3 at ECU and 0-1 at USF.



WEST VIRGINIA AT USF • DEC. 1, 2011

WVU's Record Under Holgorsen

Overall: 8-3
vs. AP Ranked Teams: 1-1
vs. AP Top 10 Teams: 0-1
vs. Unranked Teams: 7-2
vs. BIG EAST Teams: 4-2
Home: 5-2
Road: 3-1
Neutral: 0-0
In August: 0-0
In September: 3-1
In October: 3-1
In November: 2-1
In December: 0-0
In January: 0-0
When rushing for 200 or more yards: 1-0
When rushing for 300 or more yards: 1-0
When passing for 200 or more yards: 8-3
When passing for 300 or more yards: 5-3
When WVU player rushes for 100 yards: 2-0
When WVU has two 100-yard rushers: 0-0
When WVU player has 100 yards receiving: 6-3
When opponents have 100-yard rusher: 3-1
When opponents have 100-yard receiver: 3-0
When scoring 30 or more points: 6-1
When holding opponents to 10 points or less: 1-0
When forcing three or more turnovers: 3-0
When WVU scores first: 2-1
When WVU leads at halftime: 5-0
When WVU trails at halftime: 3-2
When WVU is tied at halftime: 0-1
Games decided by 11 points or more: 4-2
Games decided by 10 or less: 2-0
Games decided by 7 or less: 1-0
Games decided by 3 or less: 2-1
Overtime games: 0-0



Coaching Highlights

- ✓ Hired as West Virginia's 33rd head coach in June 2011.
- ✓ Has 18 years of collegiate coaching experience with 11 bowl appearances.
- ✓ In 2010, was named a finalist for the Frank Broyles Award, signifying the top assistant coach in college football.
- ✓ In 2010, also named the rivals.com national offensive coordinator of the year.

Oklahoma State

- ✓ In 2010, the Cowboys led the nation in total offense during the regular season and finished No. 2 in passing offense and No. 3 in total and scoring offense.
- ✓ OSU averaged 520.23 yards per game in total offense, including 345.9 passing yards and 44.23 points per game.
- ✓ The Cowboy offense ranked No. 61 nationally in total offense in 2009, the year before Holgorsen arrived, and he took it to the No. 1 spot in 2010.
- ✓ Quarterback Brandon Weeden became the first OSU passer to earn first team all-Big 12 honors. He was a finalist for the Manning Award, given to the top quarterback in the nation.
- ✓ Receiver Justin Blackmon was named the recipient of the 2010 Biletnikoff Award, given to the top receiver in the nation, and running back Kendall Hunter was a finalist for the Doak Walker Award, given to the nation's top running back.
- ✓ Weeden, Hunter and Blackmon become only the second trio in NCAA history to pass for at least 3,000 yards, run for more than 1,500 yards and finish with more than 1,500 yards receiving in the same season.

Houston

- ✓ In 2009, UH led the nation in total offense with 563 yards per game, scoring offense with 42.2 points per game, and passing offense with 433.7 yards per game.
- ✓ In 2008, his first year at Houston, the Cougars ranked second in the nation in passing offense (401.62 yards per game) and total offense (562.77 yards per game). UH scored 40.62 points per game to rank 10th nationally.
- ✓ Houston quarterback Case Keenum led the nation in total offense in both 2008 and 2009, racking up 403.15 yards of total offense per game his sophomore year and 416.36 yards of offense per game his junior year.
- ✓ Keenum ranked among the nation's top-10 passing efficiency leaders each of his two seasons under Holgorsen's watch.

Texas Tech

- ✓ During his tenure as offensive coordinator, the Red Raiders increased their offensive numbers from 324.8 yards per game to 529.6 yards per game.



Holgorsen Year-by-Year History

Year	School	Status	Record
2011	West Virginia	Head Coach	8-3
2010	Oklahoma State	Offensive Coordinator/Quarterbacks <i>Alamo Bowl Champions</i>	11-2
2009	Houston	Offensive Coordinator/Quarterbacks <i>Armed Forces Bowl</i>	10-4
2008	Houston	Offensive Coordinator/Quarterbacks <i>Armed Forces Bowl Champions</i>	8-5
2007	Texas Tech	Co-Offensive Coordinator/Inside Receivers <i>Gator Bowl Champions</i>	9-4
2006	Texas Tech	Co-Offensive Coordinator/Inside Receivers <i>Insight.com Bowl Champions</i>	8-5
2005	Texas Tech	Co-Offensive Coordinator/Inside Receivers <i>Cotton Bowl</i>	9-3
2004	Texas Tech	Inside Receivers <i>Holiday Bowl Champions</i>	8-4
2003	Texas Tech	Inside Receivers <i>Houston Bowl Champions</i>	8-5
2002	Texas Tech	Inside Receivers <i>Tangerine Bowl Champions</i>	9-5
2001	Texas Tech	Inside Receivers <i>Alamo Bowl</i>	7-5
2000	Texas Tech	Inside Receivers <i>Hall of Fame Bowl</i>	7-6
1999	Wingate	Quarterbacks/Wide Receivers	3-8
1998	Mississippi College	Quarterbacks/Wide Receivers /Special Teams	4-6
1997	Mississippi College	Quarterbacks/Wide Receivers /Special Teams <i>American Southwest Conference Champions</i>	8-2
1996	Mississippi College	Quarterbacks/Wide Receivers /Special Teams	4-8
1995	Valdosta State	Quarterbacks/Wide Receivers /Special Teams	6-5
1994	Valdosta State	Quarterbacks/Wide Receivers /Special Teams <i>NCAA II National Quarterfinalist</i>	11-2
1993	Valdosta State	Quarterbacks/Wide Receivers /Special Teams	8-3
Holgorsen Totals - at West Virginia - 8-3; Overall - 8-3 (First season)			

- ✓ In 2007, Texas Tech led the nation in passing offense (470.31 yards per game), ranked second in total offense (529.62 yards per game) and was seventh in scoring offense (40.92 points per game).
- ✓ Quarterback Graham Harrell led the nation in total offense and receiver Michael Crabtree led the nation in receptions per game and receiving yards per game. Crabtree won the Biletnikoff Award as America's top receiver in 2007.
- ✓ In 2006, the Red Raiders ranked third nationally in passing offense and sixth in total offense. Harrell was third nationally in total offense with 344.38 yards per game.
- ✓ In 2005, Texas Tech led the nation in passing offense with 388.83 yards per game, was fourth in scoring offense at 39.42 points per game and was sixth in total offense with 495.83 yards per contest.
- ✓ Quarterback Cody Hodges ranked second in the country with 369.08 yards per game.

Wingate

- ✓ Coached Lucas Greene who led the team in scoring that season and went on to play in the NFL.

Mississippi College

- ✓ Mississippi College won the American Southwest Conference in its first season in the league and averaged 432.0 yards per game in 1997.

Valdosta State

- ✓ Helped develop quarterback Chris Hatcher, who set an NCAA record, completing 74.7 percent of his passes on the Division II level in 1994.
- ✓ Hatcher's 10,588 passing yards ranked third on the NCAA career list at the time.
- ✓ Hatcher currently ranks second in the NCAA record books in career touchdown passes (116) and third in single-season touchdown passes (50 in 1994) and was the NCAA passing champion in 1994.



"Dana Holgorsen is the sharpest offensive mind working in college football right now. Holgorsen also just made Mountaineer football 'must-see' TV. They are going to score a lot of points and be a whole bunch of fun to watch. He is that kind of impact coach."

Bruce Feldman
CBSsports.com

"Dana's time has arrived, and I can't wait. He is one of the brightest offensive minds in the nation, a true innovator whose cutting-edge offenses have consistently ranked among the best in the nation in recent seasons."

Tom Dienhart
rivals.com

"Dana has been highly successful at every stop along his career. Not only does he have a brilliant offensive mind, but the ability to get the best out of his players. There is no doubt that with Dana's vision, West Virginia will be an exciting team to watch in the coming years."

Kevin Sumlin
Head Football Coach
Houston

"West Virginia landed one of the dynamic coaching minds in the game today. Dana Holgorsen understands the game of football; he adjusts rapidly in game situations, and he was an integral part of our success at Texas Tech. He will have his teams prepared, playing fast and playing at a high level. Mountaineer fans will enjoy his brand of football, and players will enjoy playing for him."

Mike Leach
Former Head Coach
Texas Tech



The Last Time Against USF No. 25/25 West Virginia 20, USF 6

MORGANTOWN, W.Va. - (Oct. 14, 2010) - Behind a strong defensive effort, West Virginia won its BIG EAST season-opener with a 20-6 victory over South Florida in front of a Thursday night ESPN audience.

The stingy Mountaineer defense held a potent USF offense to just two field goals. At the half, the Bulls had 94 total yards as the WVU defense gave the Mountaineer offense a chance to capitalize early.

West Virginia's offense took advantage of the strong defensive effort and jumped out to a 10-0 first quarter lead. WVU sophomore kicker Tyler Bitancurt got the scoring started on the game's opening drive, when he converted a 27-yard field goal for a 3-0 West Virginia lead. The Mountaineers moved the ball 70 yards in 11 plays.

On its second drive, West Virginia scored again, when sophomore quarterback Geno Smith threw a strike to receiver Brad Starks for a 31-yard touchdown reception and a 10-0 lead with 2:06 left. Smith moved the offense 80 yards in just nine plays for the score, and Starks caught his fourth touchdown pass in the past two games.

Early in the second quarter, it was South Florida's turn to get on the scoreboard, when the Bulls took advantage of a 55-yard kickoff return from Lamar Lindsey to the WVU 45-yard line. From there, the Bulls moved 27 yards, and kicker Maikon Bonani's 36-yard attempt was good to put the score at 10-3 with 13:33 left.

Neither team was able to do much for the remainder of the quarter until the closing minute, when USF quarterback B.J. Daniels was intercepted by Robert Sands with 0:52 left. With his 28-yard return, the Mountaineers had the ball on the USF seven-yard line.

West Virginia struck quickly as Smith completed a pass to Jock Sanders, who then lateraled it to a streaking Noel Devine for a perfect execution of the hook and ladder play and a 17-3 Mountaineer advantage at the half.

South Florida took advantage of the second half's opening drive by moving 50 yards in 11 plays and capping it off with a 47-yard field goal from Bonani, cutting its deficit to 17-6.

But that would be as close as the Bulls would come, as West Virginia answered the field goal with one of its own and then put the game in the capable hands of the Mountaineer defense.

Taking up 6:50 on the clock, West Virginia engineered a 14-play, 66-yard drive to answer the USF field goal with a 24-yarder from Bitancurt for a 20-6 lead.

The drive was kept alive by three third-down conversion passes from Smith, who at one point midway through the second to third quarters had completed 13 passes in a row to tie the WVU

record with NFL standout and WVU Hall of Famer Marc Bulger.

A 14-point lead was more than enough as the WVU defense took over and held the Bulls scoreless the rest of the way. Leading the WVU defense was cornerback Keith Tandy with 10 tackles and one interception. Tandy had collected four interceptions in the last three games. Overall, the unit collected three interceptions, 10 TFLs and five sacks. Offensively, Smith passed for 219 yards and Sanders hauled in 10 catches.

USF was led by receiver Dontavia Bogan with a game-high 11 receptions for 98 yards. Daniels finished with 119 yards passing, and DeDe Lattimore led a solid USF defensive effort with 11 stops.

West Virginia rushed for 79 yards and passed for 219 to total 298 yards of offense. South Florida was held to just 65 yards rushing and 137 passing for 202 yards of total offense.

With the win, West Virginia evened the all-time series against South Florida at 3-3, and Bill Stewart improved to 2-1 against the Bulls in three meetings and 24-9 overall at WVU.



Robert Sanders

Scoring and Statistical Summary

	1	2	3	4	F
USF.....	0	3	3	0	6
West Virginia.....	10	7	3	0	20

1st	WVU - Tyler Bitancurt 27 FG WVU - Brad Starks 31 pass from Geno Smith (Bitancurt kick)
2nd	USF - Maikon Bonani 36 FG WVU - Noel Devine 11 pass from Smith (Bitancurt kick)
3rd	USF - Bonani 47 FG WVU - Bitancurt 24 FG

	USF	WVU
First Downs.....	13	15
Rushes/Yards.....	29/65	33/79
Passing Yardage.....	137	219
Passes.....	22/33/3	24/31/0
Punts.....	6/204/34.0	8/298/37.2
Fumbles/Lost.....	1/0	0/0
Return Yardage.....	1	36
Penalties/Yards.....	3/25	2/19
Time of Possession.....	27:59	32:01

WVU RUSHING: Devine 13-29, Clarke 10-27; **WVU PASSING:** Smith 24-31-0-219; **WVU RECEIVING:** Sanders 10-31, Austin 5-47; **WVU TACKLES (TFL/QS):** Tandy 10 (1/0), Garvin 7, Glover 7 (1/1); **WVU INTERCEPTIONS:** Tandy, Sanders, Bowser.

USF RUSHING: Plancher 11-63; **USF PASSING:** Daniels 20-30-3-119; **USF RECEIVING:** Bogan 11-98; **USF TACKLES (TFL/QS):** Lattimore 11 (2/1), Raymond 7 (1/0), Washington 7, Young 7; **USF INTERCEPTIONS:** None.

Attendance - 54,955



The Last Time Against USF in Tampa USF 30, No. 20 West Virginia 19

TAMPA, Fla. - (Oct. 30, 2009) - South Florida put together a balanced rushing and passing attack to upset No. 20 West Virginia 30-19 at Raymond James Stadium.

The Friday night nationally televised contest got started on the positive side for West Virginia, as the Mountaineers took the game's opening possession and drove 80 yards for the first score.

Quarterback Jarrett Brown rushed in from three-yards away, giving the Mountaineers a quick 7-0 lead with 9:42 on the clock. The scoring drive was highlighted by a 32-yard completion from Brown to receiver Alric Arnett.

South Florida tied the game just two-minutes later, when quarterback B.J. Daniels hit receiver Carlton Mitchell for a 49-yard touchdown pass to start the scoring for the Bulls.

USF took a 10-7 lead with 2:55 left in the first, when kicker Eric Schwartz connected on a 30-yard field goal. The Mountaineers answered with a safety on the final play of the quarter, when defensive end Julian Miller tackled Jamar Taylor in the end zone.

With South Florida leading 10-9 at the 6:57 mark of the second quarter, the Bulls extended their lead to 17-9, when Daniels hooked up with A.J. Love for an 11-yard scoring toss.

West Virginia cut the margin to 17-12 with 3:34 left in the half, when kicker Tyler Bitancurt hit a 33-yard field goal. However, USF extended the lead back to eight, 20-12, when Schwartz converted on a 26-yard field goal attempt just before the half.

Just like its opening possession of the game, West Virginia's first possession of the second half resulted in a touchdown. The Mountaineers put together a nine-play, 63-yard drive that ended when Brown rushed in for his second touchdown in the game, this time from 11-yards out, cutting the deficit to 20-19.

But the WVU defense could not hold and the momentum was lost, as South Florida struck back on its next drive. The Bulls went on a 69-yard drive that ended with Daniels' third touchdown pass, this one to receiver Sterling Griffin from six-yards away, extending the USF lead to 27-19 with 5:26 left in the third quarter.

South Florida added insurance points at the 12:06 mark of the fourth, when Schwartz connected on a 44-yard field goal, giving him three for the night.

West Virginia managed one more drive deep into USF territory, which got as far as the Bulls' 20-yard line, but the drive stalled, and ended when WVU could not convert on fourth down.

For West Virginia, Brown passed for 205 yards to go along with his two rushing scores. Tailback Noel Devine came into the game as the nation's No. 3 rusher, but was held to 42 yards on 17 carries. Arnett led the WVU receivers with 84 yards on six catches, while linebacker Pat Lazear finished with eight stops.

For USF, Daniels rushed for 104 yards and passed for 232 to total 336 yards of total offense. Moise Plancher added 86 yards rushing, while Mitchell led all receivers with 132 yards. The USF defense was led by linebacker Kion Wilson with 12 tackles, three TFL and one interception.

Final totals for West Virginia showed the Mountaineers with 118 yards rushing and 205 passing for 323 yards of total offense. USF finished with 189 yards rushing and 232 passing for 421 total yards.

The loss broke a four-game winning streak for the Mountaineers, who dropped to 6-2 on the year and 2-1 in the BIG EAST. With the win, South Florida took a 3-2 lead in the all-time series against WVU.



Alric Arnett

Scoring and Statistical Summary

	1	2	3	4	Final
West Virginia	9	3	7	0	19
USF	10	10	7	3	30

1st	WVU - Jarrett Brown 3 rush (Tyler Bitancurt kick) USF - Carlton Mitchell 49 pass from B.J. Daniels (Eric Schwartz kick) USF - Schwartz 30 FG WVU - Julian Miller safety
2nd	USF - A.J. Love 1 pass from Daniels (Schwartz kick) WVU - Bitancurt 33 FG USF - Schwartz 26 FG
3rd	WVU - Brown 11 rush (Bitancurt kick) USF - Sterling Griffin 6 pass from Daniels (Schwartz kick)
4th	USF - Schwartz 44 FG

	WVU	USF
First Downs	20	18
Rushes/Yards	35/118	40/189
Passing Yardage	205	232
Passes	19/32/1	13/26/0
Punts	5/215/43.0	4/164/41.0
Fumbles/Lost	0/0	1/0
Return Yardage	28	16
Penalties/Yards	4/31	5/21
Time of Possession	31:12	28:48

WVU RUSHING: Devine 17-42, Brown 11-39; **WVU PASSING:** Brown 19-32-1-205; **WVU RECEIVING:** Arnett 6-84, Lyons 4-39; **WVU TACKLES (TFL/QS):** Lazear 8 (1/0), Tandy 7 (1/0), Leonard 7 (2/1), Thomas 7; **WVU INTERCEPTIONS:** None.

USF RUSHING: Daniels 14-104, Plancher 18-86; **USF PASSING:** Daniels 13-26-0-232; **USF RECEIVING:** Mitchell 5-132, Love 3-7; **USF TACKLES (TFL/QS):** Wilson 12 (3/0), Murphy 9 (0/1); **USF INTERCEPTIONS:** Murphy.

Attendance - 56,328



National Rankings Associated Press Poll (Nov. 27, 2011)

School	Record	Points	Prev. Rank
1. LSU (60)	12-0	1,500	1
2. Alabama	11-1	1,440	2
3. Oklahoma State	10-1	1,286	5
4. Stanford	11-1	1,281	4
5. Virginia Tech	11-1	1,196	6
6. Arkansas	10-2	1,060	3
7. Houston	12-0	1,055	8
8. Oregon	10-2	1,054	9
9. Boise State	10-1	1,053	7
USC	10-2	1,053	10
11. Michigan State	10-2	866	11
12. Georgia	10-2	825	13
13. Oklahoma	9-2	808	12
14. South Carolina	10-2	796	14
15. Wisconsin	10-2	749	15
16. Kansas State	9-2	658	16
17. Michigan	10-2	570	17
18. TCU	9-2	488	19
19. Baylor	8-3	468	21
20. Nebraska	9-3	352	22
21. Clemson	9-3	258	18
22. West Virginia	8-3	196	NR
23. Penn State	9-3	151	20
24. Southern Miss	10-2	78	NR
25. Florida State	8-4	58	NR

ARV: Notre Dame 53, Texas 45, Cincinnati 23, Arkansas State 18, Georgia Tech 16, BYU 13, Missouri 13, Virginia 9, Tulsa 7, Louisville 3, Northern Illinois

USA Today Coaches Poll (Nov. 27, 2011)

School	Record	Points	Prev. Rank
1. LSU (59)	12-0	1,475	1
2. Alabama	11-1	1,411	2
3. Virginia Tech	11-1	1,291	4
4. Stanford	11-1	1,289	5
5. Oklahoma State	10-1	1,245	6
6. Houston	12-0	1,096	7
7. Oregon	10-2	1,041	9
8. Boise State	10-1	1,033	8
9. Michigan State	10-2	941	10
10. Arkansas	10-2	937	3
11. Oklahoma	9-2	882	11
12. Wisconsin	10-2	852	12
13. South Carolina	10-2	833	13
14. Georgia	10-2	816	14
15. Kansas State	9-2	681	15
16. Michigan	10-2	658	16
17. TCU	9-2	534	18
18. Baylor	8-3	457	20
19. Nebraska	9-3	390	22
20. West Virginia	8-3	295	23
21. Clemson	9-3	286	17
22. Penn State	9-3	192	19
23. Southern Miss	10-2	173	NR
24. Florida State	8-4	86	NR
25. Cincinnati	8-3	56	NR

ARV: Texas 51, Georgia Tech 42, BYU 29, Notre Dame 29, Northern Illinois 19, Missouri 16, Arkansas State 13, Ohio 8, Virginia 8, Rutgers 6, Louisiana Tech 4

New WVU Tradition - Mountaineer Mantrip

✓ The inaugural West Virginia football Mountaineer Mantrip, a team walk set to rally WVU fans before each home game this season, made its debut on Sunday, Sept. 4, prior to the Mountaineers' 2011 season opener against Marshall.

The walk, a nod to the state's proud coal industry and heritage, begins when the team is dropped off approximately 2 hours and 20 minutes before kickoff at the corner of the WVU Medical Center and Don Nehlen Drive. Fans are encouraged to line the path, which will take the team and coaching staff, led by head coach Dana Holgorsen, between the blue and light blue lots and to the entrance of the Northeast gate at Milan Puskar Stadium.

The team is escorted by the Mountaineer mascot, the cheerleading squad and members of the Pride of West Virginia, the WVU marching band, on its route.

The Mantrip, named after the shuttle that typically transports miners down into an underground mine at the start of their shift, will take place before every home game this season.

Non-Conference Play

✓ West Virginia finished its 2011 non-conference schedule with a 4-1 record. The Mountaineers defeated Marshall, 34-13, in the season opener, then won against Norfolk State, 55-12, in game two. WVU earned a 37-31 road win at Maryland, 37-31, before suffering its first loss of the season against LSU, 47-21. They closed out the non-conference schedule with a 55-10 win over Bowling Green.

BIG EAST Bests

✓ With one game to go, the Mountaineers have posted a winning league record in 2011. West Virginia's undefeated 7-0 BIG EAST record in 2005 matched the best league record by the Mountaineers since entering the conference in 1991. In 1993, West Virginia also posted a perfect 7-0 mark in BIG EAST play. Next in line is a 6-1 record in 2002 and 2003. The Mountaineers have been crowned league champions in five of the last eight years and finished in second-place in 2006, 2008 and 2009.

West Virginia's third-best league record is a 5-2 mark, posted in 2006-10 and also in 1998. With one more game to go, WVU has now posted 16 winning conference seasons in 21 years of BIG EAST action starting in 1993 (7-0), 1994 (4-3), 1995 (4-3), 1996 (4-3), 1997 (4-3), 1998 (5-2), 2002 (6-1), 2003 (6-1), 2004 (4-2), 2005 (7-0), 2006 (5-2), 2007 (5-2), 2008 (5-2), 2009 (5-2), 2010 (5-2) and 2011 (4-2).

West Virginia is 92-51-1 in all-time BIG EAST play and is 49-22-1 in BIG EAST home games, followed by a 43-29 mark in conference road games. The Mountaineers are 52-16 in BIG EAST games since the start of the 2002 season, and 35-13 in their last 48 conference games. WVU has won league championships in 1993, 2003, 2004, 2005, 2007 and 2010 and finished in second place in 2006, 2008 and 2009.

True Freshmen Players

✓ Eight true freshmen have seen action for the Mountaineers this season. Those players are Connor Arlia (IR), Jared Barber (LB), Andrew Buie (RB), Dustin Garrison (RB), Paul Millard (QB), Shaq Petteway (DB), Vernard Roberts (RB) and Avery Williams (DB).

First-Time Players

✓ There are 25 Mountaineers who have seen their first WVU action this season, including Ishmael Banks (DB), Jared Barber (LB), Devon Brown (WR), Andrew Buie (RB), Trevor Demko (DL), Curtis Feigt (OL), Josh Francis (LB), Dustin Garrison (RB), Troy Gloster (LB), Nick Kindler (OL), Cecil Level (DB), William Marable (DB), Willie Milhouse (WR), Paul Millard (QB), Mike Molinari (H), Matt Moro (DB), Steve Paskorz (LB), Shaq Petteway (DB), Taige Redman (LB), Vernard Roberts (RB), Shaq Rowell (DL), Jewone Snow (LB), Quinton Spain (OL), Wes Tonkery (DB) and Avery Williams (DB).

First-Time Starters

✓ Seventeen Mountaineers have earned their first career start this season: Jared Barber (LB), Devon Brown (IR), Andrew Buie (RB), Will Clarke (DL), Darwin Cook (DB), Pat Eger (OL), Josh Francis (LB), Dustin Garrison (RB), Bruce Irvin (DL), Brodrick Jenkins (DB), Ivan McCartney (WR), Ryan Nehlen (WR), Tyler Rader (OL), Doug Rigg (LB), Vernard Roberts (RB), Jewone Snow (LB) and Casey Vance (LB).

First Time Touchdown Scorers

✓ Nine different Mountaineers have scored their first career touchdowns this season: Ivan McCartney (Marshall), Vernard Roberts (Marshall), Dustin Garrison (Norfolk State), Devon Brown (Norfolk State), Andrew Buie (Maryland), Terence Garvin (Maryland), Ryan Nehlen (Bowling Green), Shawne Alston (Bowling Green) and Geno Smith (Rutgers).



Coaching Staff Assignments

✓ Here's a breakdown of the WVU coaching staff assignments for the 2011 season:
 Jeff Casteel: DC/LB (Field)
 Bill Bedenbaugh: OL (Field)
 Shannon Dawson: IR (Press Box)
 Steve Dunlap: safeties, Defensive ST (Press Box)
 Robert Gillespie: RBs (Field)
 Bill Kirelawich: defensive line (Press Box)
 David Lockwood: cornerbacks (Field)
 Daron Roberts: WRs, offensive ST (Field)
 Jake Spavital: QBs (Press Box)

At Home

✓ The 2011 season marks the 32nd season of competition for West Virginia at Mountaineer Field at Milan Puskar Stadium. WVU holds a 146-51-4 (.736) all-time record at the facility, which opened in 1980.

A 2011 season-opening crowd of 60,758 was in attendance for the Marshall game, marking the largest season-opening home crowd since 1998. A capacity crowd of 62,056 was in attendance for the LSU game, the biggest crowd since Pitt in 1993. A more than capacity crowd of 60,932 fans attended the Pitt game.

The Mountaineers are averaging 56,532 per home game in 2011; a total of 10,958,225 fans have watched a game at Mountaineer Field.

Tale of the Tape

Offense	USF	WVU
Points.....	324	389
Average.....	29.5	35.4
First Downs.....	268	253
Total Offense.....	4,777	5,151
Average.....	434.3	468.3
Net Rushing.....	2,027	1,286
Average.....	184.3	116.9
Net Passing.....	2,750	3,865
Average.....	250.0	351.4
Pass Attempts.....	390	460
Complete.....	232	298
Interceptions.....	10	6
Fumbles/Lost.....	20/12	26/12
3rd Down.....	60/156	61/150
FG/Att.....	17/24	13/18
Avg. TOP.....	27:21	27:32
Penalties.....	76/656	68/578
Average.....	59.6	52.5

Defense	USF	WVU
Points.....	242	288
Average.....	22.0	26.2
First Downs.....	218	193
Total Defense.....	3,852	3,687
Average.....	350.2	335.2
Net Rushing.....	1,161	1,518
Average.....	105.5	138.0
Net Passing.....	2,691	2,169
Average.....	244.6	197.2
Pass Attempts.....	405	357
Complete.....	247	210
Interceptions.....	10	11
Avg. per return.....	5.1	10.4
Fumble/Rec.....	21/13	19/6
3rd Down.....	68/183	60/172
Sacks/Yds.....	38/235	26/157



The 2011 Mountaineer Roster

✓ The 2011 roster currently consists of 117 players from 16 different states, two foreign countries and the District of Columbia. Leading the way is the Mountain State, represented by 24 players, Florida (20), Ohio (14), Pennsylvania (14), Virginia (14), Maryland (10), Georgia (3), Washington, D.C. (3), Alabama (2), Illinois (2), Kentucky (2), New Jersey (2), New York (2), Texas (2) and one from Arizona, North Carolina and South Carolina. Offensive lineman Curtis Feigt hails from Berlin, Germany, and Soraya Aisien-Ogbebor is from Lagos, Nigeria.

Against The BIG EAST

✓ WVU is 136-107-6 all-time against current members of the BIG EAST Conference. WVU is 27-32 against Syracuse; 33-4-2 against Rutgers; 10-3 versus Louisville; 16-3-1 versus Cincinnati; 7-1 against Connecticut; 40-61-3 against Pitt; and 3-3 against USF. Since the league started in 1991, WVU is 92-51-1 in all-time BIG EAST play and 49-22-1 in league home games, while 43-29 in league road games.

National Polls

✓ West Virginia moved up to No. 20 in the *USA Today* Coaches' Poll on Nov. 27 and re-entered the *Associated Press* Poll at No. 23. West Virginia began the 2011 season at No. 24/RV and moved up to as high as No. 11 in the *Associated Press* and in a tie for No. 14 in the Coaches' Poll on Oct. 16, before losing at Syracuse on Oct. 21. After losing to Louisville on Nov. 5, WVU fell out of both polls. WVU re-entered the coaches' poll tied for No. 23 on Nov. 13 after winning 24-21 over No. 18 Cincinnati.

The Mountaineers spent eight weeks in the national polls during the 2010 season and were ranked as high as No. 21 in both polls the week of Sept. 10 and also in the coaches' poll the week of Dec. 5. Since 2002, West Virginia has been ranked in the Top 25 for 91 weeks, including 33 weeks in the Top 10.

Against Ranked Teams

✓ Beginning with a 27-0 loss to Fordham on Oct. 18, 1941, West Virginia has played 133 games against nationally ranked teams. Of those, 38 have been Mountaineer victories. Since 2001, WVU has posted 14 victories over ranked teams.

Rolling After Bowling

✓ In the 30 seasons after going to a bowl, the Mountaineers have compiled a 223-120-5 record. WVU has earned back-to-back bowl berths 15 times, including nine straight, currently a school record.

For Starters

✓ In 2011, the Mountaineers have a total of 40 players with at least one game of starting experience. Tops on that list are senior offensive lineman Don Barclay (38), senior cornerback Keith Tandy (38), junior offensive lineman Joe Madsen (36) and senior defensive lineman Julian Miller (34).

The Numbers From Two, Three, Four, Five, Six, Seven

✓ The West Virginia Mountaineers have been one of the best teams in college football in the last eight years.

West Virginia's two-year win total (2009-10) of 18 ties for 19th best in college football with Arkansas, Missouri, Navy, Penn State and Texas. West Virginia's three-year win total (2008-10) of 27 wins is 22nd best in college football.

West Virginia's four-year total (2007-10) of 38 wins ties for 14th best in college football with Penn State. West Virginia's five-year victory total (2006-10) of 49 wins is tied for the 12th-best mark with Wisconsin.

West Virginia's six-year record (2005-10) of 60 wins is 10th-best in college football, and its 68 victories in the last seven years ties for the 12th-best mark with Wisconsin.

And finally, West Virginia has 76 wins over the last eight years (2003-10), which ties for the 12th-best win total in college football with Wisconsin.



On Network Television

✓ The ESPN telecast of the WVU-USF game on Dec. 1 marks the 176th network television game for West Virginia. All-time, WVU is 89-85-1 in nationally televised games.

Most Total Wins Over The Last Nine Years (2003-11)

Rk.	School	Wins
1.	Boise State	104
2.	USC	98
3.	LSU	96
4.	Oklahoma	95
5.	Virginia Tech	92
6.	TCU	91
7.	Texas	89
8.	Utah	86
	Wisconsin	86
10.	Florida	85
	Georgia	85
12.	West Virginia	84
	Auburn	84
14.	Oregon	81
15.	Alabama	80
16.	Ohio State	79
17.	BYU	78

Best Winning Percentage Away From Home (Road or Neutral) Over The Last Nine Years (2003-11)

Rk.	School	W-L	Winning %
1.	USC	50-10	.833
2.	Boise State	47-11	.810
3.	Texas	45-12	.789
4.	LSU	41-13	.759
5.	TCU	43-15	.741
6.	Georgia	40-19	.678
7.	Virginia Tech	39-19	.672
8.	Florida	37-20	.649
9.	Ohio State	25-14	.641
10.	Oklahoma	35-20	.636
11.	West Virginia	33-19	.635
12.	Auburn	30-18	.625
13.	Oregon	34-22	.607
14.	Navy	39-26	.600
15.	Boston College	33-23	.589

Best Home Winning Percentage Over The Last Nine Years (2003-11)

Rk.	School	W-L	Winning %
1.	Boise State	55-2	.965
2.	Oklahoma	55-3	.948
3.	TCU	49-5	.907
4.	Ohio State	57-7	.891
5.	Wisconsin	54-7	.885
6.	LSU	56-8	.875
7.	USC	48-7	.872
8.	Virginia Tech	50-8	.862
9.	Troy	36-7	.837
10.	West Virginia	49-10	.831
11.	Florida	50-11	.820
12.	Iowa	45-10	.818
13.	Georgia	39-9	.813
14.	Texas	46-11	.807
15.	Texas Tech	45-12	.789



WVU vs. 2011 Slate

✓ West Virginia owns a 175-130-8 record against its 2011 opponents. The Mountaineers have winning records over Bowling Green, Cincinnati, Connecticut, Louisville, Marshall, Maryland, Norfolk State and Rutgers. The USF series is tied and LSU, Pitt and Syracuse have the upper hand in their series with WVU. This year marked the first meeting with Norfolk State.

2011 Opponent	Series Record
Bowling Green	3-0
Cincinnati	16-3-1
Connecticut	7-1
Louisville	10-3
LSU	0-2
Marshall	11-0
Maryland	25-21-2
Norfolk State	1-0
Rutgers	32-4-2
Pitt	40-61-3
Syracuse	27-32
USF	3-3

Over 250 yards passing the last 10 years ...

469	Connecticut (2011)	43-16/W
463	LSU (2011)	21-47/L
431	Norfolk State (2011)	55-12/W
410	Louisville (2011)	35-28/L
388	at Maryland (2011)	37-31/W
372	at Cincinnati (2011)	24-21/W
352	Rutgers (2010)	35-10/W
338	at Syracuse (2011)	49-23/L
334	East Carolina (2009)	35-20/W
332	North Carolina (2008)	31-30/W
316	Marshall (2010)	24-21/W OT
302	Auburn (2009)	30-41/L
286	Kent State (2001)	34-14/W
283	Bowling Green (2011)	55-10/W
279	at Maryland (2001)	20-32/L
271	at Syracuse (2003)	34-23/W
268	Maryland (2010)	31-17/W
258	at Syracuse (2009)	34-13/W

When WVU has passed for 250 or more yards over the past 10 years, its record is 13-5 and 31-13 when passing for 200 or more yards.

Eligible For 10th Straight Bowl

✓ With West Virginia's current 8-3 record, it is eligible for a bowl appearance in 2011, marking the 10th straight bowl appearance by the Mountaineers, dating back to the 2002 Continental Tire Bowl.

Last year's nine straight bowl appearances by WVU ranked No. 11, along with Boise State, Southern Miss and Wisconsin. Florida State has been to 28 straight bowl games, Florida has been to 19 straight and Virginia Tech has been to 17 straight.



2011 National Rankings ...

	WVU	USF
Scoring Offense	20	52
Rushing Offense	101	32
Scoring Defense	59	T33
Rushing Defense	49	14
Passing Offense	6	39
Total Offense	16	30
Passes Had Intercepted	T13	T50
Pass Defense	30	83
Total Defense	25	34
Kickoff Returns	40	T87
Punt Returns	18	85
Punting	94	80
Passing Efficiency	23	71
Turnover Margin	T72	T52
Interceptions	T56	T67
Pass Eff. Defense	24	47
Third Down Conv.	61	T82
Opponent Third Down	23	39
Fourth Down Conv.	T96	T43
Opponent Fourth Down	T23	T76
Sacks By	T30	2
Sacks Against	85	34
Tackles for Loss	T46	2
Tackles for Loss Allowed	85	39
Penalties	72	89
Possession Time	110	111
Punt Return Defense	101	1
Kickoff Return Defense	108	103
Turnovers Gained	T88	T36
Fumbles Gained	T103	T20
Red Zone Offense	T31	T47
Red Zone Defense	T70	T9

Special Teams/Defensive Touchdowns Since 2001

2011
Miller O fumble recovery at Cincinnati
Garvin 37 INT Return at Maryland
Austin 100 kickoff return vs. Marshall

2009
Glover 24 INT Return at Rutgers
Austin 98 kickoff return vs. UConn

2008
Ivy 29 INT return vs. Villanova

2007
Williams O fumble recovery vs. UConn
Wicks 44 fumble recovery vs. Louisville
Dykes 19 INT return vs. Syracuse

2006
Rivers 50 punt return vs. Mississippi State
Reynaud 96 kickoff return vs. Maryland

2005
Addae 40 INT return vs. Pitt
Smith 1 punt return vs. Rutgers
Lewis 77 punt return vs. East Carolina
Wicks 31 INT return vs. Syracuse

2004
Lorello 21 INT return vs. Connecticut
Wicks 34 INT return vs. Virginia Tech
Lehnortt 21 fumble return vs. James Madison
Jones 76 punt return vs. East Carolina

2003
Frazier 64 punt return vs. Temple
Jones 47 fumble return vs. Temple
Jones 49 INT return vs. Boston College
Jones 87 kickoff return vs. Boston College
Hunter O punt return vs. UCF

2002
Harrison O punt return vs. East Carolina
Estrada 43 INT return vs. Rutgers

2001
Terry 100 kickoff return vs. Maryland
Hackett 10 fumble return vs. Rutgers

Tavon Austin



Double-Figure Scoring Drives

✓ West Virginia has had 20 drives of 10 plays or more this season. It had four scoring drives of 10 plays or more against Marshall, including three consecutive drives in the first half, three more against Norfolk State, two at Maryland and against Bowling Green, one against LSU, two at Syracuse, one at Rutgers and against Louisville, three at Cincinnati and one against Pitt.

Marshall - 10 plays, 71 yds, 4:38, FG
Marshall - 10 plays, 62 yards, 3:32, TD
Marshall - 13 plays, 62 yards, 6:05, TD
Marshall - 11 plays, 54 yards, 3:46, TD
Norfolk St. - 10 plays, 60 yards, 3:15, FG
Norfolk St. - 11 plays, 61 yards, 2:42, TD
Norfolk St. - 10 plays, 57 yards, 4:13, TD
Maryland - 10 plays, 88 yards, 4:04, TD
Maryland - 14 plays, 65 yards, 5:41, FG
LSU - 12 plays, 73 yards, 4:14, TD

Bowling Green - 11 plays, 71 yards, 3:46, TD
Bowling Green - 12 plays, 59 yards, 5:23, FG
Syracuse - 10 plays, 50 yards, 3:09, FG
Syracuse - 14 plays, 57 yards, 4:53, TD
Rutgers - 11 plays, 89 yards, 4:44, TD
Louisville - 13 plays, 65 yards, 4:47, TD
Cincinnati - 11 plays, 72 yards, 5:19 FG
Cincinnati - 10 plays, 37 yards, 4:44 missed FG
Cincinnati - 12 plays, 74 yards, 4:21, TD
Pitt - 11 plays, 83 yards, 3:17, TD

In 2010, the Mountaineers had 14 drives of 10 plays or more, 11 drives in 2009, 10 drives in 2008, 17 in 2007, 16 in 2006, 17 in 2005 and 14 in 2004.

Spreading the Wealth

✓ The Mountaineers have done an outstanding job of spreading the ball to a variety of receivers this year. WVU quarterbacks have hooked up with nine different receivers in five of the 11 games and also had six at Rutgers and against Pitt, seven at Syracuse, eight against Bowling Green and 10 against Louisville and at Cincinnati. Thirteen different players have at least one catch, and seven of those receivers have scored a touchdown.

Tavon Austin (82), Stedman Bailey (60), Ivan McCartney (46), Devon Brown (23), Dustin Garrison (23), Tyler Urban (19), Brad Starks (14) and Willie Milhouse (10) each have double-figure receptions.

Bailey leads the receiving corps with 11 touchdowns, Austin and Starks have four, McCartney has three and Urban has two.

No Lower Than Second

✓ West Virginia has finished no lower than second place in the BIG EAST Conference in each of the last nine years. Finishing 5-2 in 2010, West Virginia shared the BIG EAST league title with Connecticut and Pitt. That was the Mountaineers' sixth title, the most of any school in the conference.

Salute to the 2011 Mountaineer Seniors

✓ West Virginia's game with Pitt marked the final home game for 23 Mountaineer seniors, who were a part of an outstanding period of success in the program's history. This Mountaineer class has been an integral component of 35 wins, a BIG EAST championship, three nine-win seasons, three bowl appearances and Top 25 national rankings during their careers.

This year's class includes: Soraya Aisien-Ogbebor (IR), Don Barday (OL), Hunter Bittner (LB), Brantwon Bowser (DB), Devon Brown (IR), Josh Contraguero (LB), Andrew Goldbaugh (WR), Najee Goode (LB), Bruce Irvin (DE), Ricky Kovatch (FB), Willie Millhouse (WR), Julian Miller (DL), Cody Nutter (LS), Steve Paskorz (LB), Tyler Rader (OL), Eain Smith (DB), Chad Snodgrass (OL), Brad Starks (WR), Keith Tandy (DB), Josh Taylor (DL), Casey Vance (LB), Tyler Urban (IR) and Coley White (IR).





Mountaineer 300-Yard Total Offense Games

Yards	Name	Opponent	Date	Yards	Name	Opponent	Date
468	Geno Smith	LSU	9/25/2011	328	Pat White	Louisville	11/8/2007
431	Geno Smith	UConn	10/8/2011	327	Marc Bulger	Pitt	11/28/97
424	Pat White	Pitt	11/16/2006	327	Marc Bulger	Navy	10/3/98
424	Marc Bulger	Missouri	12/26/98	327	Oliver Luck	Temple	11/8/80
407	Jarrett Brown	East Carolina	9/12/2009	326	Pat White	Oklahoma	1/2/2008
407	Mike Sherwood	Pitt	9/28/68	326	Ira Errett Rodgers	W.Va. Wesleyan	11/30/16
402	Geno Smith	Louisville	11/5/2011	325	Marc Bulger	Georgia Tech	12/29/97
396	Geno Smith	Rutgers	12/4/2010	324	Rasheed Marshall	Boston College	11/13/2004
394	Marc Bulger	Pitt	11/27/98	323	Chad Johnston	Rutgers	11/4/95
387	Pat White	North Carolina	12/27/2008	322	Pat White	Louisville	11/22/2008
377	Geno Smith	Maryland	9/17/2011	318	Major Harris	Louisville	9/23/89
372	Geno Smith	Norfolk State	9/10/2011	315	Jeff Hostetler	Oklahoma	9/11/82
372	Major Harris	Boston College	10/22/88	313	Eric Boykin	Ball State	9/3/94
370	Chad Johnston	Pitt	10/15/94	312	Jarrett Brown	Liberty	9/5/2009
356	Marc Bulger	Miami	10/24/98	308	Marc Bulger	Maryland	9/19/98
354	Oliver Luck	Syracuse	11/21/81	307	Richard Longfellow	Boston	10/11/58
352	Geno Smith	Cincinnati	11/12/2011	306	Brad Lewis	Kent State	9/22/2001
352	Chad Johnston	Purdue	9/2/95	306	Marc Bulger	Boston College	11/21/98
351	Marc Bulger	Miami	10/30/99	304	Geno Smith	Syracuse	10/21/11
347	Pat White	Louisville	11/2/2006	304	Major Harris	Rutgers	11/14/87
346	Pat White	Syracuse	10/14/2006	303	Brad Lewis	Ole Miss	12/28/2000
339	Chad Johnston	Boston College	10/5/96	302	Major Harris	Rutgers	11/11/89
337	Kay-Jay Harris	East Carolina	9/4/2004	301	Major Harris	Penn State	11/4/89
329	Geno Smith	Marshall	9/10/2010	300	Pat White	Rutgers	10/27/2007
329	Marc Bulger	Pitt	11/27/99				

Mountaineer First Downs

✓ West Virginia collected a season-high 30 first downs against Bowling Green, had 28 against Norfolk State, LSU and Louisville, and 27 at Maryland. The Mountaineers finished with a season-high 15 rushing first downs against Bowling Green, 23 passing against LSU and a season-high eight by penalty against Norfolk State. WVU is No. 2 in the BIG EAST in first downs and tied for No. 28 nationally.

The 30 total first downs against Bowling Green and against East Carolina in 2007 were the most since posting 32 against Eastern Washington in 2006. The Mountaineers matched the 30 against East Carolina in 2007. The 15 rushing first downs against Bowling Green were the most since collecting 19 against Cincinnati in 2010. The 23 passing first downs against LSU were the most since WVU had 24 against Missouri in 1998. The eight first downs by penalty against Norfolk State were the most since the Mountaineers had eight against Florida State in the 2004 Gator Bowl.

30 Is Enough

✓ Dating back to 1980, the Mountaineers hold a 155-9-1 record when scoring 30 or more points in a game. During the 1990s, the Mountaineers were 42-4 when scoring 30 or more points in a contest and were 40-2-1 in the '80s when reaching that mark. WVU is 73-3 since 2000 when scoring 30 points or more in a contest.

Average Per Down

✓ Here's a breakdown of how the 2011 West Virginia offense has operated on first, second, third and fourth down.

On first down, the Mountaineers have run a total of 366 plays and have gained 2,362 yards for a 6.5 average. On second down, the Mountaineers have run 273 plays for 1,749 yards and a 6.4 average. On third down, the Mountaineers have run 150 plays for 980 yards and a 6.5 average gain. West Virginia has tried 15 fourth-down plays in 2011, gaining 60 yards for a 4.0 average.

WVU's touchdowns have come 21 times on first down (12 rushing and 9 passing), 19 times on second down (7 rushing and 12 passing), five times on third down (1 rushing, 4 passing) and two touchdowns on fourth down (1 rushing, 1 passing).

Offensive Analysis

✓ Breaking down the West Virginia offensive numbers for the 2011 season, the Mountaineers have run a total of 804 plays, 344 coming on the ground and 460 through the air. The rushing game has totaled 1,286 yards for an average of 3.7 yards per carry and 21 touchdowns. The passing attack has totaled 3,865 yards, 26 touchdowns and an average of 13.0 yards per completion.

Combine the two and the Mountaineers have turned in 5,151 yards of total offense, and 47 offensive touchdowns for an average of 6.4 yards per play, and an average of 35.4 points per game.

Deeper analysis shows that the Mountaineer offense has gained 73 first downs by the run and 160 via the pass. On average, West Virginia has totaled 116.9 yards per game on the ground, 351.4 per game passing and 468.3 yards of total offense.

NFL Mountaineers

✓ There are 13 former Mountaineers on NFL rosters, playing for 11 different teams.



Corey McIntyre	Buffalo Bills
Brandon Hogan	Carolina Panthers
J.T. Thomas	Chicago Bears
Adam Jones	Cincinnati Bengals
Robert Sands	Cincinnati Bengals
Anthony Becht	Kansas City Chiefs
Ellis Lankster	New York Jets
Pat McAfee	Indianapolis Colts
Steve Slaton	Miami Dolphins
Owen Schmitt	Philadelphia Eagles
Morty Ivy	Pittsburgh Steelers
Ryan Mundy	Pittsburgh Steelers
Chris Neild	Washington Redskins

Troopers Assigned

✓ Two West Virginia State Police troopers were assigned to the Mountaineer football detail for the 2011 season. They are Trooper Glenn Doyle and Trooper Matt Horne. This marks the 19th year of troopers' assignments to Mountaineer football.



2011 BIG EAST Rankings ...

	WVU	USF
Scoring Offense	1	3
Rushing Offense	7	1
Scoring Defense	7	4
Rushing Defense	7	4
Passing Offense	1	2
Total Offense	1	2
Passes Had Intercepted	T1	T4
Pass Defense	2	5
Total Defense	3	4
Kickoff Returns	5	8
Punt Returns	1	T5
Punting	7	6
Passing Efficiency	1	5
Turnover Margin	7	5
Interceptions	4	5
Pass Eff. Defense	2	4
Third Down Conv.	2	5
Opponent Third Down	5	6
Fourth Down Conv.	7	2
Opponent Fourth Down	3	6
Sacks By	7	1
Sacks Against	3	1
Tackles for Loss	7	2
Tackles for Loss Allowed	4	2
Penalties	4	6
Possession Time	7	8
Punt Return Defense	8	1
Kickoff Return Defense	7	5
Turnovers Gained	7	4
Fumbles Gained	8	3
Red Zone Offense	3	4
Red Zone Defense	5	2

Seven Up

✓ The Mountaineers posted their 47th season all-time with at least seven wins and 10th consecutive season with seven wins or more.

As of 2010, when WVU wins at least seven games in a season, the Mountaineers have gone to 14 straight bowl games.

Eight Ball

✓ The 2011 season marked the 35th time West Virginia won at least eight games in a season, and the 19th time it has happened since 1980.

Six teams have won eight or more games for 10 straight years: Boise State, LSU, Oklahoma, USC, Virginia Tech and WVU.

As of 2010, WVU has gone to bowl games in 25 of the 33 seasons that it has recorded at least eight wins.



Mountaineer Top Rushing Marks

1. 569	Washington & Lee	November 10, 1923
2. 536	East Carolina	September 28, 2002
3. 517	Connecticut	November 24, 2007
4. 478	East Carolina	September 4, 2004
5. 457	Syracuse	October 14, 2006
6. 451	Pitt	November 24, 2005
7. 446	Syracuse	October 30, 1993
	446 Rutgers	November 3, 2001
9. 437	Pitt	November 16, 2006
10. 427	Cincinnati	October 17, 1987
11. 397	East Carolina	September 22, 2007
12. 394	Eastern Washington	September 9, 2006
13. 382	Georgia	January 2, 2006
14. 379	Washington & Lee	November 10, 1923
	379 East Carolina	November 7, 1992
16. 378	Pitt	September 29, 1990
17. 376	West Virginia Wesleyan	October 1, 1938
	376 Louisville	November 22, 2008
19. 370	Cincinnati	October 21, 1989
20. 367	Bowling Green	September 3, 1988
21. 365	North Carolina State	November 21, 1953
22. 363	Temple	November 16, 1985
	363 Miami	October 26, 2002
24. 362	Marshall	September 8, 2007
25. 361	East Carolina	September 6, 2003
26. 360	Bowling Green	October 1, 2011

Mountaineer Top Passing Marks

1. 469	UConn	October 8, 2011
2. 463	LSU	September 24, 2011
3. 452	Missouri	December 26, 1998
4. 431	Norfolk State	September 10, 2011
5. 416	Pitt	September 28, 1968
6. 410	Louisville	November 5, 2011
7. 409	Pitt	November 27, 1998
8. 396	Pitt	October 15, 1994
9. 390	Purdue	September 2, 1995
10. 388	Maryland	September 17, 2011
11. 380	Miami	October 24, 1998
12. 372	Cincinnati	November 12, 2011

13. 371	Rutgers	November 9, 1996
14. 365	Boston College	October 5, 1996
15. 360	Syracuse	November 21, 1981
16. 354	Navy	October 3, 1998
17. 353	Georgia Tech	December 29, 1997
18. 352	Rutgers	December 4, 2010
19. 349	Pitt	November 27, 1999
20. 348	Pitt	November 28, 1997
21. 347	Rutgers	November 4, 1995
22. 346	Miami	October 30, 1999
23. 344	Boston College	November 21, 1998
24. 343	Pitt	November 24, 2000
25. 341	Penn State	October 28, 1972
26. 338	Syracuse	October 21, 2011

Mountaineer Top Total Offense Marks

1. 674	Washington & Lee	November 10, 1923
2. 654	Syracuse	October 30, 1993
3. 643	Bowling Green	October 1, 2011
4. 641	Pitt	October 2, 1965
	641 Pitt	November 16, 2006
6. 627	Rutgers	November 3, 2001
7. 624	Connecticut	November 24, 2007
8. 623	Pitt	November 27, 1999
9. 621	East Carolina	September 4, 2004
10. 614	Temple	November 13, 1993
11. 599	East Carolina	September 22, 2007
12. 591	Eastern Washington	September 9, 2006
13. 589	South Carolina	September 16, 1989
	589 Louisiana Tech	October 29, 1994
15. 575	Boston College	October 22, 1988
16. 574	Pitt	October 23, 1993
17. 570	Cincinnati	October 21, 1989
	570 Rutgers	November 4, 1995
19. 569	East Carolina	September 28, 2002
20. 563	Penn State	October 29, 1988
21. 562	Syracuse	October 14, 2006
22. 560	UT-Chattanooga	August 31, 2002
23. 555	East Carolina	September 6, 2003
24. 554	Cincinnati	October 17, 1987
25. 552	Rutgers	November 6, 1993

Weekly Media Planner (Monday, Nov. 28 - Sunday, Dec. 4)

Mon (28)	Tue (29)	Wed (30)	Thu (1)	Fri (2)	Sat (3)	Sun (4)
BIG EAST football teleconference - 11:30 a.m. Dana Holgorsen News Conference - 1 p.m. (Team Room) Selected Football Player Interviews Puskar Center, 1:30 p.m. MBB vs. Akron, 7 p.m. BIG EAST Network	Dana Holgorsen Statewide Radio Show Waterfront Hotel 7 p.m.	WBB vs. La Salle 7 p.m.	FB at USF 8 p.m. ESPN MSWIM/WSWIM at U.S. Winter Nationals (Atlanta, Ga.) TBD	MSWIM/WSWIM at U.S. Winter Nationals (Atlanta, Ga.) TBD Wrestling at Cliff Keen Las Vegas Invite All Day	WBB vs. Boston Univ. 4 p.m. MBB at Mississippi State 9 p.m. ESPNU MSWIM/WSWIM at U.S. Winter Nationals (Atlanta, Ga.) TBD Wrestling at Cliff Keen Las Vegas Invite All Day	Dana Holgorsen Teleconference, TBA



Name	Yards/Catches	Team/Year
Chris Henry	209/6	Syracuse/2003
Pat Greene	205/12	Pitt/1997
Rahsaan Vanterpool	205/9	Pitt/1994
David Saunders	191/8	Boston College/1996
Calvin Phillips	190/5	Cal-Fullerton/1988
Oscar Patrick	190/10	Penn State/1968
Shawn Foreman	189/11	Missouri/1998
Tavon Austin	187/11	LSU/2011
Zach Abraham	180/6	Pitt/1994
Antonio Brown	179/6	East Carolina/2000
Stedman Bailey	178/7	Connecticut/2011
David Saunders	178/11	Rutgers/1996
Chris Henry	176/4	Rutgers/2003
Mike Baker	172/8	Rutgers/1993
Shawn Foreman	164/6	Rutgers/1996
Antonio Brown	156/6	Ole Miss/2000
Shawn Foreman	158/9	Miami/1998
Khori Ivy	155/7	Temple/2000
Shawn Foreman	153/10	Boston College/1997
Rahsaan Vanterpool	152/9	Boston College/1996
Willie Drewrey	152/6	TCU/1984
Gary Mullen	152/7	Virginia/1984
Danny Buggs	151/6	Illinois/1973
Lovett Purnell	149/8	Purdue/1995
David Saunders	149/8	Rutgers/1995
Rich Hollins	148/6	Virginia Tech/1981
Rich Hollins	148/8	Maryland/1981
Reggie Rembert	145/5	Pitt/1989
Khori Ivy	142/9	Miami/1999
Cedric Thomas	142/7	Temple/1980
Darrell Miller	141/8	Virginia/1981
Danny Buggs	140/6	William & Mary/1972
Jerry Porter	139/3	Pitt/1999
Bob Dunlevy	139/5	William & Mary/1965
Milt Clegg	139/8	Syracuse/1964
Jim Braxton	138/5	East Carolina/1970
Terry Fairbanks	138/4	Boston U./1958
Rahsaan Vanterpool	135/6	Temple/1995
James Jett	135/5	Cincinnati/1990
Darius Reynaud	134/9	Marshall/2007
Lovett Purnell	134/3	Rutgers/1995
Reggie Rembert	134/5	Ball State/1989
Chris Henry	132/5	Boston College/2003
Marshall Mills	132/7	Virginia/1972
Ivan McCartney	131/6	Connecticut/2011
Stedman Bailey	130/7	Syracuse/2011
Steve Slaton	130/6	Pitt/2006
David Saunders	130/9	North Carolina/1996
David Saunders	130/6	Purdue/1995
Ed Hill	130/9	Miami/1992
Cedric Thomas	130/7	Villanova/1977
Greg Dykes	128/5	South Carolina/1989
Tavon Austin	126/9	Cincinnati/2011
Shawn Foreman	126/7	East Carolina/1997
Mike Baker	126/8	Maryland/1993
Danny Buggs	126/7	Penn State/1972
Bill Marker	126/5	Penn State/1953
Jay Kearney	125/3	Missouri/1993
Cedric Thomas	125/3	Colorado State/1980
Nate Stephens	125/5	William & Mary/1971
Jerry Porter	124/4	Georgia Tech/1997
Chris Henry	123/5	UCF/2003
Zach Abraham	122/3	Temple/1994
Tavon Austin	122/11	Maryland/2011
Tavon Austin	121/6	Rutgers/2010
Ross Herron	121/7	Western Reserve/1950

Name	Yards/Catches	Team/Year
Chris Henry	119/4	Rutgers/2004
Stedman Bailey	118/8	Louisville/2011
Chris Henry	118/8	Boston College/2004
Bob Dunlevy	118/4	Syracuse/1965
Travis Garvin	117/3	Virginia Tech/2003
Phil Braxton	117/3	Pitt/2000
Antonio Brown	116/8	Kent State/2001
Stedman Bailey	115/8	LSU/2011
Jock Sanders	115/12	Auburn/2009
Shawn Foreman	115/5	Pitt/1998
Rahsaan Vanterpool	115/10	Ball State/1994
Steve Lewis	115/5	California/1978
Danny Buggs	115/5	Pitt/1972
Tom Yeater	115/3	Oregon State/1962
Calvin Phillips	114/4	Penn State/1988
Stedman Bailey	113/8	Maryland/2011
Khori Ivy	113/6	Pitt/1998
David Saunders	113/7	Syracuse/1996
John Talley	113/4	Syracuse/1987
Oscar Patrick	113/7	Virginia Tech/1968
Oscar Patrick	113/5	Penn State/1967
Stedman Bailey	112/4	Bowling Green/2011
Steve Lewis	112/7	Colorado State/1978
Rahsaan Vanterpool	111/3	Louisiana Tech/1994
Ed Hill	111/4	Temple/1993
Danny Buggs	111/4	Boston College/1973
Oscar Patrick	111/7	Villanova/1968
Darius Reynaud	110/5	East Carolina/2006
David Saunders	110/6	Syracuse/1998
Shawn Foreman	110/12	Georgia Tech/1997
Rahsaan Vanterpool	110/8	Purdue/1996
Scott MacDonald	110/5	N.C. State/1975
Devon Brown	109/4	Norfolk State/2011
Jay Kearney	109/5	Penn State/1992
Rich Hollins	109/4	Maryland/1983
Oscar Patrick	109/5	Richmond/1968
Oscar Patrick	109/5	Villanova/1967
Phil Braxton	108/2	Pitt/2002
Phil Braxton	108/4	Virginia/2002
Antonio Brown	108/10	Maryland/2001
Zach Abraham	107/7	South Carolina/1994
Tavon Austin	106/7	Maryland/2010
Miquelle Henderson	106/5	Wisconsin/2002
Jay Kearney	106/4	Rutgers/1993
Jay Kearney	106/5	Boston College/1993
Harvey Smith	106/4	Syracuse/1985
Charles Becca	106/3	Temple/1948
Miquelle Henderson	105/8	Cincinnati/2002
Anthony Becht	105/5	Boston College/1999
David Saunders	105/8	East Carolina/1996
Randy Swinson	105/7	Penn State/1977
Stedman Bailey	104/6	Cincinnati/2011
Jay Kearney	104/3	Maryland/1993
Reggie Rembert	104/5	Syracuse/1989
John Talley	104/7	Syracuse/1986
Danny Buggs	103/8	Temple/1974
James Jett	102/5	Maryland/1990
Tavon Austin	102/10	Pitt/2011
Ivan McCartney	101/8	Maryland/2011
David Saunders	101/5	Temple/1998
James Jett	101/3	Louisiana Tech/1992
Darrell Miller	100/5	Florida State/1982
Rich Hollins	101/3	Oklahoma/1982
Steve Lewis	101/5	Boston College/1976
Richard Rader	101/3	Pitt/1965
Brad Starks	100/4	UNLV/2010



Overtime Games

✓ The 16-13 overtime loss at UConn in 2010 marked the ninth overtime game in West Virginia history. The Mountaineers own a 5-4 record in overtime games.

West Virginia played its first overtime game against Pitt in 1997, dropping a three-overtime thriller, 41-38.

Overtime Games

Nov. 28, 1997	Pitt 41, WVU 38, 3OT
Nov. 11, 2000	WVU 31, Rutgers 28, 2OT
Sept. 18, 2004	WVU 19, Maryland 16 OT
Oct. 15, 2005	WVU 46, Louisville 44, 3OT
Dec. 2, 2006	WVU 41, Rutgers 39, 3OT
Sept. 18, 2008	Colorado 17, WVU 14 OT
Nov. 8, 2008	Cincinnati 26, WVU 23 OT
Sept. 10, 2010	WVU 24, Marshall 21 OT
Oct. 29, 2010	UConn 16, WVU 13 OT

Scoring 20 or more in a quarter

✓ West Virginia's 23 points in the third quarter against Connecticut marked the third time in 2011 that the Mountaineers posted 20 or more points in a quarter.

WVU has scored 20 or more points in a quarter 35 times since 2001 and has done it in two quarters of a game six different times.

Game	Year	Points	Quarter
Connecticut	2011	23	3rd
Bowling Green	2011	21	2nd
Norfolk State	2011	28	3rd
UNLV	2010	21	1st
Auburn	2009	21	1st
North Carolina	2008	21	1st
Louisville	2008	21	3rd
UConn	2008	21	3rd
UConn	2007	21	4th
UConn	2007	21	3rd
Miss. State	2007	28	1st
at Marshall	2007	21	3rd
at Marshall	2007	21	4th
W. Michigan	2007	21	3rd
vs. Ga. Tech	2006	21	3rd
Cincinnati	2006	21	2nd
Cincinnati	2006	21	3rd
Syracuse	2006	21	3rd
at Miss. State	2006	21	4th
Maryland	2006	21	1st
vs. Georgia	2005	21	1st
Pitt	2005	21	4th
UConn	2005	21	2nd
at Maryland	2005	24	4th
James Madison	2004	21	2nd
East Carolina	2004	28	2nd
Temple	2003	21	1st
at East Carolina	2003	20	2nd
at East Carolina	2003	21	3rd
at Temple	2002	21	1st
UT-Chattanooga	2002	21	2nd
UT-Chattanooga	2002	21	4th
Rutgers	2001	28	1st
Rutgers	2001	31	2nd
Kent State	2001	21	3rd

Mountaineer 250-Yard Passing Games

A/C/Yds	Name	Opponent	Date
38/65/463	Geno Smith	LSU	9/24/2011
27/45/450	Geno Smith	Connecticut	10/8/2011
34/50/429	Marc Bulger	Missouri	12/26/98
27/37/416	Mike Sherwood	Pitt	9/28/68
31/44/410	Geno Smith	Louisville	11/5/2011
26/37/409	Marc Bulger	Pitt	11/27/98
16/39/396	Chad Johnston	Pitt	10/15/94
22/35/390	Chad Johnston	Purdue	9/2/95
36/49/388	Geno Smith	Maryland	9/17/2011
32/43/380	Marc Bulger	Miami	10/24/98
29/43/372	Geno Smith	Cincinnati	11/12/2011
20/34/371	Geno Smith	Norfolk State	9/10/2011
34/48/360	Oliver Luck	Syracuse	11/21/81
24/36/354	Marc Bulger	Navy	10/3/98
18/31/354	Chad Johnston	Boston College	10/5/96
23/28/352	Geno Smith	Rutgers	12/4/2010
25/40/353	Marc Bulger	Georgia Tech	12/29/97
26/43/348	Marc Bulger	Pitt	11/28/97
32/48/346	Marc Bulger	Miami	10/30/99
21/37/341	Bernie Galiffa	Penn State	10/28/72
24/41/338	Geno Smith	Syracuse	10/21/2011
24/31/334	Jarrett Brown	East Carolina	9/12/2009
16/21/334	Chad Johnston	Rutgers	11/4/95
32/26/332	Pat White	North Carolina	12/27/2008
30/20/331	Marc Bulger	Pitt	11/27/99
17/37/321	Jeff Hostetler	Oklahoma	9/11/82
18/28/320	Allen McCune	Pitt	10/2/65
15/21/318	Brad Lewis	Mississippi	12/28/2000
32/45/316	Geno Smith	Marshall	9/10/2010
20/25/314	Oliver Luck	Temple	11/8/80
18/37/314	Bernie Galiffa	Pitt	11/4/72
20/28/312	Marc Bulger	Boston College	11/21/98
21/34/309	Dan Kendra	Villanova	10/29/77
23/41/308	Darren Studstill	Miami, Fla.	10/31/92
20/33/306	Mike Sherwood	East Carolina	11/7/70
13/19/298	Bernie Galiffa	Virginia	9/23/72
15/21/297	Major Harris	Boston College	10/22/88
15/18/296	Allen McCune	William & Mary	9/25/65
20/25/293	Marc Bulger	Maryland	9/19/98
28/45/293	Dan Kendra	Syracuse	11/25/75
17/25/291	Chad Johnston	Missouri	10/1/94
12/20/290	Brad Lewis	East Carolina	11/18/2000
27/34/286	Brad Lewis	Kent State	9/22/2001
19/37/285	Jeff Hostetler	Maryland	9/18/82
17/31/281	Bernie Galiffa	Syracuse	11/20/71
16/30/280	Kevin White	TCU	12/31/84
31/52/279	Brad Lewis	Maryland	9/29/2001
17/28/279	Jeff Hostetler	Rutgers	11/12/83
17/28/274	Darren Studstill	Temple	11/13/93
18/29/273	Jeff Hostetler	Penn State	10/22/83
14/25/271	Rasheed Marshall	Syracuse	11/22/2003
15/19/270	Jake Kelchner	Maryland	9/13/93
12/20/269	Oliver Luck	Colorado State	9/13/80
19/29/268	Geno Smith	Maryland	9/18/2010
11/18/267	Bernie Galiffa	Syracuse	11/18/72
29/16/266	Marc Bulger	Temple	10/23/99
17/27/265	Oliver Luck	Virginia Tech	10/17/81
13/28/257	Scott McBrien	Pitt	11/24/2000
15/31/257	Marc Bulger	Syracuse	11/7/98
14/20/257	Marc Bulger	Temple	10/10/98
21/32/257	Oliver Luck	East Carolina	10/31/81
17/35/256	Dan Kendra	Boston College	10/16/76
19/30/254	Richard Longfellow	Boston U.	10/11/58
21/36/253	Marc Bulger	Tulsa	9/26/98
13/31/252	Scott McBrien	Notre Dame	10/21/2000
12/23/250	Major Harris	Pitt	9/30/89
19/37/250	Jeff Hostetler	Penn State	10/23/82



WVU's Week-By-Week National Ranking

Week	AP	USA Today	Harris	BCS
Preseason	24	RV	---	---
Sept. 6	19	24	---	---
Sept. 11	18	20	---	---
Sept. 18	16	16	---	---
Sept. 25	22	23	---	---
Oct. 2	16	19	---	---
Oct. 9	13	16	---	---
Oct. 16	11	T14	14	15
Oct. 23	25	24	23	25
Oct. 30	24	21	22	24
Nov. 6	RV	RV	---	---
Nov. 13	RV	T23	22	---
Nov. 20	RV	23	24	---
Nov. 27	22	20	21	23
Dec. 4				
Final				

Pronunciation Guide

Last Names

Bitancurt (Tyler)	bit-en-kurt
Braun (Jeff)	brawn like lawn
Buie (Andrew)	boo-E
Conraguero (Josh)	contra-gerro
Eger (Pat)	Egg-er
Feigt (Curtis)	fight
Gloster (Troy)	Gloss-ter
Goode (Najee)	good
Kwiatkoski (Nick)	KI-what-cos-ski
Kirelawich (Bill)	kur-LAV-itch
Kovatch (Ricky)	Koh-vatch
Lageman (JB)	log-e-men
Molinari (Michael)	Mall-in-airy
Paskorz (Steve)	Pass-coors
Petteway (Shaq)	Pet-away
Rietschlin (Ted)	Ritch-e-lynn
Rowell (Shaq)	like now
Tavon (Austin)	TA-von
Vecchio (Anthony)	vech-E-O

First Names

Devon (Brown)	duh-von
Eain (Smith)	E-n
Ishmael (Banks)	Ish-meal
Jewone (Snow)	Ja-wan
Jorge (Wright)	George
Najee (Goode)	Naj-A
Shawne (Alston)	shawn

WVU's Record When Wearing ... (since 2001)

Blue Jersey - Gold Pants:	24-8
Blue Jersey - White Pants:	4-3
Blue Jersey - Blue Pants:	20-4
White Jersey - Gold Pants:	10-9
White Jersey - White Pants:	15-7
White Jersey - Blue Pants:	13-6
Gold Jersey - Blue Pants:	5-0
Gold Jersey - Gold Pants:	3-2
Gold Jersey - White Pants:	3-1
Nike Pro Combat Uniforms:	1-1

Hitting the Century Mark

✓ In 2011, West Virginia has had 14 receiving performances of 100 yards or more after 11 games, marking the most amount of 100-yard receiving performances in a season in WVU history.

Name	Catches	Yards	TDs	Opponent
Tavon Austin	10	102	0	Pitt
Tavon Austin	9	126	0	Cincinnati
Stedman Bailey	6	104	1	Cincinnati
Stedman Bailey	8	118	2	Louisville
Stedman Bailey	7	130	1	Syracuse
Stedman Bailey	7	178	2	Connecticut
Ivan McCartney	6	131	0	Connecticut
Stedman Bailey	4	112	0	Bowling Green
Tavon Austin	11	187	0	LSU
Stedman Bailey	8	115	1	LSU
Tavon Austin	11	122	0	Maryland
Stedman Bailey	8	113	1	Maryland
Ivan McCartney	8	101	0	Maryland
Devon Brown	4	109	1	Norfolk State

The Mountaineers' 14 receiving efforts of 100 or more yards in 2011 passed last year's season total (3). WVU had eight 100-yard receiving efforts in 1996, seven in 1993 and six in 1994 and 1998.

Record Five Straight 100-Yard Receiving Performances

✓ West Virginia receiver Stedman Bailey set the school record with five consecutive games of 100 or more yards receiving this season. Bailey first set the WVU record, becoming the first Mountaineer receiver to have 100 or more yards in three straight games, then four straight games and the streak then ended at five straight games. He had eight receptions for 113 yards and a touchdown at Maryland, eight catches for 115 yards and a touchdown against LSU, 112 yards against Bowling Green, a career-high 178 yards on seven catches and two touchdowns against UConn and 130 yards on seven catches and a touchdown at Syracuse.

The streak was broken in the snow at Rutgers, where he had two catches for 51 yards and a touchdown. He collected his sixth 100-yard receiving performance of the season against Louisville, finishing with eight catches for 118 yards and two touchdowns and seventh at Cincinnati, when he totaled 104 yards on six catches and a touchdown. For the season, he has seven 100-yard receiving performances in 11 games, also a school record.

Third-Down Conversions

✓ West Virginia has converted 45 percent or better of its third-down attempts in five of 11 games this season. The Mountaineers posted a season-high 58.3 percent (7/12) of its third downs against Bowling Green. The Mountaineers connected on 50.0 percent of their third-down attempts against Marshall (7/14), 36.4 percent (4/11) against Norfolk State, 46.2 (6/13) at Maryland, 41.2 (7/17) against LSU, 46.7 (7/15) against UConn, 46.2 (6/13) at Syracuse, a season-low of 15.4 percent at Rutgers, 57.3 percent (8/14) against Louisville, 31.2 percent (5/16) at Cincinnati and 16.7 percent (2/12) against Pitt.

For the 2011 season, the Mountaineers have converted 40.7 percent (61/150) of their third-down attempts, including 21.2 percent (7/33) in the first quarter, 47.9 percent (23/48) in the second quarter, 47.5 percent (19/40) in the third quarter and 41.4 percent (12/29) in the fourth quarter. West Virginia is No. 2 in the BIG EAST in offensive third-down conversion percentage and No. 61 nationally.

Defensively, Syracuse converted 70.6 percent (12/17) of its third down attempts, a season high against the WVU defense. The Mountaineers held Marshall to 27.3 percent (3/11), Norfolk State to a season-low 13.3 percent (2/15), Maryland to 43.8 percent (7/16), LSU to 50 percent (8/16), Bowling Green to 33.3 percent (5/15), UConn to 25 percent (4/16), Rutgers to 33.3 (6/18), Louisville to 38.5 percent (5/13), Cincinnati to 26.7 percent (4/15) and Pitt to 20 percent (4/20) of its third-down attempts.

Opponents are connecting on 34.9 percent (60/172) of their third-down attempts, including 38.1 percent (16/42) in the first quarter, 31.1 percent (14/45) in the second quarter, 34.1 percent (14/41) in the third quarter and 36.4 (16/44) in the fourth quarter. West Virginia is No. 5 in the BIG EAST in defensive third-down conversion percentage and tied for No. 23 nationally.

The Red Zone Report

✓ West Virginia has scored on 86.3 percent (44/51) of its red zone drives in 2011. The Mountaineers are tied for No. 35 nationally in red zone offense. WVU has only missed on seven attempts in the red zone this season - two against Norfolk State, a missed field goal and a drive that ended on downs, an interception at Syracuse, at Rutgers when the half ended, two missed field goal attempts against Louisville and a missed field goal attempt at Cincinnati.

The Mountaineers have scored on 33 of their last 38 possessions in the red zone: 2-of-2 against Pitt, 2-of-3 at Cincinnati, 4-of-6 against Louisville, 4-of-5 at Rutgers, 2-of-3 at Syracuse, 4-of-4 against UConn, 7-of-7 against Bowling Green, 3-of-3 against LSU and 5-of-5 at Maryland. In the red zone, WVU scored 14 points against Pitt, 10 points at Cincinnati, 28 points against Louisville, 27 points at Rutgers, 10 at Syracuse, 20 points against UConn, a season-high 45 points against Bowling Green, 21 points against LSU, 23 at Maryland, 41 points against Norfolk State and 24 points against Marshall.

For the season, the red zone scores are 33 touchdowns, including 19 rushing touchdowns and 14 passing touchdowns and 11 field goals. Defensively, WVU's opponents have scored 35-of-42 times (83.3 percent) in the red zone, including 25 touchdowns and 10 field goals. The seven failed attempts are two missed field goals, two fumbles and three drives that ended on downs.



All-Purpose Austin

✓ Tavon Austin is a versatile member of the Mountaineer football squad as an inside receiver and punt and kick returner.

Austin is No. 2 nationally in all-purpose yards, totalling 2,086 yards and averaging 189.6 yards per game. He is No. 4 in punt returns (12.2) and No. 47 in kickoff returns (25.2).

After posting 271 against Louisville, he finished with 249 all-purpose yards at Cincinnati, finishing with 126 yards receiving, six yards rushing, 67 yards in kickoff returns and 50 in punt returns.

He had a career-high 287 all-purpose yards against LSU, finishing with 187 yards receiving on 11 catches and 100 kickoff return yards on six returns. That marked the most all-purpose yards since Steve Slaton had 345 all-purpose yards against Pitt in 2006.

Mountaineer Returns

✓ West Virginia has shown vast improvement in both its kickoff and punt return units this season.

WVU is averaging 12.2 yards per punt return, No. 1 in the BIG EAST and No. 18 nationally.

The Mountaineers are averaging 22.7 yards per kickoff return, ranking No. 5 in the BIG EAST and No. 40 in the nation.

Tackles For Loss

✓ The Mountaineer defense has made 69 tackles in its opponents' backfield in 2011, averaging 6.3 tackles for loss per game.

WVU had a season-high 13 backfield stops against Pitt, had nine against Louisville, eight against Norfolk State and seven against UConn, Marshall and at Cincinnati.

For the season, Bruce Irvin leads the defense with 14 tackles for loss, Najee Goode has 11.5 tackles for loss and Julian Miller has nine.

Interceptions

✓ After not having an interception in the first two games this season, the Mountaineer defense collected three at Maryland, had three more against Bowling Green, two at Rutgers and one against Louisville, at Cincinnati and against Pitt.

Darwin Cook collected a pick against Pitt, totalling two for the season. At Rutgers, Brodrick Jenkins received his first career start and finished with the first two interceptions of his career.

Keith Tandy finished with two picks against Bowling Green and had one at Cincinnati, and Terence Garvin had his second swipec of the year against Bowling Green.

Tandy leads the Mountaineers with three picks, while Garvin, Jenkins and Darwin Cook each have two picks.

Garvin returned his first career interception at Maryland 37 yards for a touchdown. Tandy now has 12 interceptions for his career and is in ninth place on WVU's all-time list.



Total Defense

✓ The West Virginia defense is giving up an average of 335.2 yards per games in total offense this season, 138.0 via the run and 197.2 through the air. The Mountaineers are No. 3 in the BIG EAST in total defense and No. 25 nationally.

WVU has given up less than 300 yards in five games and less than 400 yards in eight games.

The Mountaineers gave up a season-low 187 yards against Marshall and 217 yards against Bowling Green.

Rushing For 300

✓ When WVU rolls up 300 or more yards rushing in a contest like it has in the last 11 years, good things happen for the Mountaineers. As proof, WVU is 31-3 since 2001 when reaching the 300-yard rushing mark, including 12 victories in the last 13 times when topping the plateau.

Year	Opponent	Rush Yds	Result	Year	Opponent	Rush Yds	Result
2011	Bowling Green	360	55-10/W	2005	vs. Georgia	382	38-35/W
					at USF	305	28-13/W
2008	at Louisville	376	35-21/W		Pitt	451	45-13/W
	at Colorado	311	17-14/L OT		at Maryland	301	31-19/W
	Marshall	319	27-3/W		Wofford	339	35-7/W
2007	vs. Oklahoma	349	48-28/W	2004	at Connecticut	339	31-19/W
	Connecticut	517	66-21/W		East Carolina	492	56-23/W
	East Carolina	397	48-7/W	2003	Pitt	307	52-31/W
	at Maryland	353	31-14/W		UCF	303	36-18/W
	at Marshall	362	48-23/W	at East Carolina	361	48-7/W	
	Western Michigan	316	62-24/W	2002	Miami	363	40-23/L
2006	vs. Georgia Tech	311	38-35/W		East Carolina	536	37-17/W
	at Pitt	437	25-27/W		at Cincinnati	334	35-32/W
	Cincinnati	313	42-24/W		UT-Chattanooga	332	56-7/W
	at Louisville	318	34-44/L	2001	Rutgers	446	80-7/W
	Syracuse	457	41-17/W				
	at Miss. State	314	42-14/W				
Maryland	340	45-24/W					
E. Washington	394	52-3/W					
Marshall	312	42-10/W					



Looking into the Numbers ...

✓ The Mountaineer offense has seen action on 804 plays this season and 763 plays by the defense.

Of WVU's 804 offensive plays, five players have registered more than 700 offensive plays, eight players have seen action on more than 600 offensive plays and nine players on 500 or more plays.

Don Barday leads the offense with 799 of 804 plays, Joe Madsen with 797 plays and Geno Smith with 764 plays.

Of WVU's 763 defensive plays, four players have recorded more than 700 plays, seven players have recorded more than 600 plays, eight have seen action on more than 500 plays and 10 with more than 400 plays.

Darwin Cook leads the defense with 756, and Keith Tandy has seen action in 755 plays, Najee Goode has seen action in 746 plays, and Eain Smith has seen action in 737 plays.

Thirteen Mountaineer players have seen action in more than 100 special teams plays, led by Tyler Anderson with action on 190 plays.

2011 BIG EAST Standings

	BIG EAST	Pct.	Overall	Pct.
Louisville	5-2	.714	7-5	.583
West Virginia	4-2	.667	8-3	.727
Cincinnati	4-2	.667	8-3	.727
Rutgers	4-3	.571	8-4	.667
Connecticut	3-3	.500	5-6	.454
Pitt	3-3	.500	5-6	.454
Syracuse	1-5	.167	5-6	.454
USF	1-5	.167	5-6	.454

BIG EAST All-Time Standings (since 1991)

	GP	BIG EAST	Pct.
West Virginia	144	92-51-1	.642
Cincinnati	48	28-20	.583
Louisville	49	25-24	.510
Syracuse	144	71-73	.493
Pitt	140	66-74	.471
USF	49	21-28	.429
Connecticut	54	24-30	.444
Rutgers	143	43-99-1	.304

NCAA All-Time Leaders By Victories

Team	Years	Games	Record	Pct.
1. Michigan	132	1,240	894-310-36	.735
2. Texas	119	1,219	857-329-33	.717
3. Notre Dame	123	1,194	853-299-42	.732
4. Nebraska	122	1,233	846-348-40	.702
5. Ohio State	122	1,205	837-315-53	.717
6. Penn State	125	1,228	827-360-41	.690
7. Oklahoma	117	1,179	820-306-53	.718
8. Alabama	117	1,175	813-320-43	.710
9. Tennessee	115	1,193	794-345-53	.688
10. USC	119	1,147	779-314-54	.702
11. Georgia	118	1,199	747-398-54	.646
12. LSU	118	1,168	732-389-47	.647
13. Auburn	119	1,161	709-406-47	.631
14. West Virginia	119	1,201	699-457-45	.601
15. Syracuse	122	1,230	691-490-49	.582



Shawne Alston

Charting Mountaineer Players of the Week

Game	O-Champ	D-Champ	ST-Champ	O-Scout	D-Scout	BIG EAST
Marshall	Geno Smith	Terence Garvin	Cecil Level	Cody Clay	Ted Rietschlin	Tavon Austin
Norfolk State	None	Darwin Cook	Cecil Level	Coley White	William Marable	
at Maryland	Joe Madsen	Pat Miller	Jared Barber	Marquis Lucas	Hunter Bittner	Geno Smith
						Tyler Bitancurt
LSU	None	None	None	None	None	
Bowling Green	Dustin Garrison	Keith Tandy	Tyler Bitancurt	Russell Haughton-James	Ben Tomasek	
UConn	Stedman Bailey	Bruce Irvin	Mike Molinari	Rob Kressler	Lucas Henn	Stedman Bailey
at Syracuse	None	None	None	Curtis Feigt	Nick Cadwell	
at Rutgers	Tavon Austin	Julian Miller	Cody Nutter	K.J. Myers	Ishmail Showell	
Louisville	None	None	None	J.D. Izon	Arthur Johannes	Geno Smith
at Cincinnati	Geno Smith	Julian Miller	Eain Smith	Marquis Lucas	Chidoziem Ezemma	Julian Miller
						Eain Smith
Pitt	Stedman Bailey	Julian Miller	Corey Smith	Connor Arlia	Taige Redman	Julian Miller
						Corey Smith
at USF						

One of Four

✓ West Virginia is averaging 468.3 yards per game of total offense in 2011, ranking No. 1 in the BIG EAST and No. 16 nationally. The Mountaineer defense is giving up 335.2 yards per game, ranking No. 3 in the BIG EAST and No. 25 nationally.

West Virginia, Boise State, Stanford and Wisconsin are the only schools in the country to rank in the Top 25 nationally in both total offense and total defense.

School	Off. Ypg	Rank	Def. Ypg	Rank
Boise State	477.6	11	326.4	21
Stanford	480.9	10	331.4	24
West Virginia	468.3	16	335.2	25
Wisconsin	477.1	12	278.2	7

Top Rushing Performance

✓ With his 291-yard performance against Bowling Green, Dustin Garrison set the Mountaineer mark for most rushing yards by a WVU freshman. He also posted the top mark of all rushers nationally this season after 11 games.

West Virginia Top Freshman Rushers

Name	Opponent	Yards	Date
Dustin Garrison	Bowling Green	291	October 1, 2011
Pat White	Pitt	220	November 24, 2005
Avon Courbourne	Pitt	210	November 27, 1999

NCAA Top Single-Game Rushers in 2011

Name, School	Opponent	Yards/TDs	Avg.	Date
Dustin Garrison, West Virginia	Bowling Green	291/2	9.09	Oct. 1
LaMichael James, Oregon	Arizona	288/2	12.52	Sept. 24
Chris Nwoke, Colorado State	Air Force	269/3	9.28	Nov. 26
Henry Josey, Missouri	Western Illinois	263/3	18.79	Sept. 17



Mountaineer Quarterbacks



12

Geno Smith
QB, 6-3, 214, Jr.
Miami, Fla.

2011 Notes

- ✓ Two-year starting quarterback for WVU
- ✓ Through 11 games, ranks fifth in the nation in passing average (340.1 avg./g) and ninth in total offense (332.9 ypg); ranks first in the BIG EAST in both categories
- ✓ Also ranks No. 18 in the NCAA, No. 1 in the BIG EAST, in passing efficiency (151.3)
- ✓ Has thrown for 3,741 yards in 11 games, the sixth-best total in NCAA
- ✓ Shows three 400-yard passing games on the season and for his career
- ✓ Named the BIG EAST Offensive Player of the Week on Sept. 19 and Nov. 7
- ✓ Completed 71 percent of his passes in win over Pitt, going 22-for-31 for 244 yards and one touchdown
- ✓ With his second quarter, 63-yard touchdown pass to Stedman Bailey vs. Pitt, he extended his streak of at least one TD pass in 14 straight games
- ✓ Tallied 379 yards and one touchdown on 29 completions in win at Cincinnati
- ✓ Threw for 410 yards on 31 completions and for three touchdowns in loss to Louisville
- ✓ Passing total against the Cardinals ranks fifth on the Mountaineer all-time chart
- ✓ Fought the elements and completed 20 passes for 218 yards and two touchdowns at Rutgers
- ✓ Scored first career rushing TD on a 1-yard scamper at RU
- ✓ Completed 24 passes on 41 attempts for 338 yards and two touchdowns at Syracuse
- ✓ Tallied 450 passing yards on 27 completions against UConn, the second-best career and program total; gave way to Paul Millard midway through the fourth quarter
- ✓ Four passing touchdowns against the Huskies matched a career-best mark
- ✓ Connected with Bailey on a career-long 84-yard TD pass against UConn; the score was WVU's all-time fifth-longest from scrimmage
- ✓ Had efficient day against Bowling Green, going 18-for-30 with three touchdowns in three quarters
- ✓ Threw for WVU single-game best 463 yards on a career- and program-best 38 completions against LSU; also tallied a career- and program-best 65 pass attempts; his attempts are the third most of any QB this season
- ✓ Finished with 468 total yards of offense against LSU, a WVU single-game best mark
- ✓ His performance against the Tigers is the NCAA's 17th-best total offense game and 20th-best passing yardage so far this season
- ✓ Threw 36 completions on 49 passing attempts for 388 yards at Maryland
- ✓ Threw for 371 yards with four touchdowns, a career best, in win over Norfolk State
- ✓ Threw for two touchdowns and had 249 yards in season-opening win against Marshall

Smith's Passing Statistics

Year	Games	C/A	Pct.	Yards	TD	Int.	Long
2011	11	291/448	.650	3,741	25	5	84
2010	13	241/372	.648	2,763	24	7	71
2009	5	32/49	.653	309	1	1	33
Totals	29	564/869	.649	6,813	50	13	84

Smith's Rushing Statistics

Year	Games	Att.	Yards	Avg.	TD	Long
2011	11	46	-79	-1.7	1	18
2010	13	106	217	2.0	0	29
2009	5	17	7	0.4	0	13
Totals	29	169	145	0.9	1	29

2011 Single-Game Bests

Rushing Yards.....	7 vs. Marshall
Rushing Attempts.....	7 at Cincinnati, vs. Pitt
Rushing Touchdowns.....	1 at Rutgers
Long Rush.....	18 vs. Louisville
Passing Attempts.....	65 vs. LSU
Passing Completions.....	38 vs. LSU
Passing Yards.....	463 vs. LSU
Passing Touchdowns.....	4 vs. Norfolk State, UConn
Long Completion.....	84 vs. UConn

Career Bests

Rushing Yards.....	64 vs. UConn (10)
Rushing Attempts.....	15 vs. UConn (10)
Rushing Touchdowns.....	1 at Rutgers (11)
Long Rush.....	29 vs. UConn (10)
Passing Completions.....	38 vs. LSU (11)
Passing Attempts.....	65 vs. LSU (11)
Passing Yards.....	463 vs. LSU (11)
Passing Touchdowns.....	4 vs. Md. (10), UC (10)
Long Completion.....	84 vs. UConn (11)

2011 Game-By-Game

Opponent	Comp.	Att.	Int.	Pt.	Yards	TDs	Lg
Marshall	26	35	0	.743	249	2	29
Norfolk State	20	34	0	.588	371	4	55
at Maryland	36	49	1	.735	388	1	47
LSU	38	65	2	.585	463	2	72
Bowling Green	18	30	0	.600	238	3	41
UConn	27	45	0	.600	450	4	84
at Syracuse	24	41	2	.585	338	2	64
at Rutgers	20	31	0	.645	218	2	32
Louisville	31	44	0	.705	410	3	46
at Cincinnati	29	43	0	.674	372	1	59
Pitt	22	31	0	.710	244	1	63
at USF							
Totals	291	448	5	.650	3,741	25	84

2010

Opponent	Comp.	Att.	Int.	Pct.	Yards	TDs	Lg
Coastal	20	27	1	.741	216	2	33
at Marshall	32	45	0	.711	316	1	30
Maryland	19	29	0	.655	268	4	32
at LSU	14	29	1	.483	119	2	19
UNLV	12	16	0	.750	220	3	48
USF	24	31	0	.774	219	2	32
Syracuse	20	37	3	.541	178	1	28
at UConn	22	34	0	.647	160	0	20
Cincinnati	15	25	1	.600	174	4	48
at Louisville	9	20	0	.450	133	0	48
at Pitt	9	12	0	.750	212	3	71
Rutgers	23	28	0	.821	352	1	46
NC State	22	39	1	.564	196	1	32
Totals	241	372	7	.648	2,763	24	71

2009

Opponent	Comp.	Att.	Int.	Pct.	Yards	TDs	Lg
at Auburn	5	8	1	.625	50	0	20
at Syracuse	3	4	0	.750	14	0	9
Marshall	15	21	0	.714	147	1	33
Louisville	1	1	0	1000	6	0	6
vs. Fla. State	8	15	0	.533	92	0	19
Totals	32	49	1	.653	309	1	33

2011 Smith by Quarter - Passing

1st	Cmp	Att	Int	Yds	TD	Lg
Marshall	7	10	0	71	0	28
Norfolk St.	2	5	0	6	0	6
Maryland	9	11	0	94	0	20
LSU	6	12	1	66	0	20
BGSU	6	12	0	98	1	33
UConn	5	6	0	83	0	44
Syracuse	4	8	0	49	0	17
Rutgers	4	8	0	32	0	15
Louisville	5	7	0	70	1	25
Cincinnati	5	11	0	97	1	59
Pitt	7	10	0	71	0	25
USF						
Totals	60	100	1	737	3	59

2nd	Cmp	Att	Int	Yds	TD	Lg
Marshall	10	12	0	116	2	29
Norfolk St.	6	13	0	98	1	45
Maryland	12	17	0	138	0	46
LSU	16	26	1	136	1	20
BGSU	6	10	0	65	2	18
UConn	10	18	0	94	0	24
Syracuse	7	15	1	166	1	64
Rutgers	6	9	0	55	0	16
Louisville	11	16	0	123	1	24
Cincinnati	9	12	0	119	0	39
Pitt	3	6	0	72	1	63
USF						
Totals	96	154	2	1,182	9	64

3rd	Cmp	Att	Int	Yds	TD	Lg
Marshall	9	13	0	62	0	18
Norfolk St.	8	9	0	154	2	40
Maryland	8	12	1	93	1	34
LSU	11	16	0	217	1	72
BGSU	6	8	0	75	0	41
UConn	7	14	0	173	3	84
Syracuse	6	10	1	37	0	11
Rutgers	7	11	0	56	1	19
Louisville	4	9	0	72	0	46
Cincinnati	8	10	0	77	0	16
Pitt	2	4	0	17	0	16
USF						
Totals	76	116	2	1,033	8	84

4th	Cmp	Att	Int	Yds	TD	Lg
Marshall	0	0	0	0	0	0
Norfolk St.	4	7	0	113	1	55
Maryland	7	9	0	63	0	21
LSU	5	11	0	44	0	18
BGSU			DNP			
UConn	5	7	0	100	1	51
Syracuse	7	8	0	86	1	25
Rutgers	3	3	0	75	1	32
Louisville	11	12	0	145	1	46
Cincinnati	7	10	0	79	0	24
Pitt	10	11	0	84	0	24
USF						
Totals	59	78	0	789	5	55



2010 Smith by Quarter - Passing

Ist	Cmp	Att	Int	Yds	TD	Lg
Coastal	5	6	0	35	1	16
Marshall	6	6	0	78	0	21
Maryland	7	7	0	122	2	32
LSU	4	8	0	34	0	15
UNLV	4	6	0	111	1	41
USF	8	11	0	105	1	31
Syracuse	8	13	2	117	1	28
UConn	6	9	0	62	0	20
Cincinnati	7	14	1	88	2	32
Louisville	4	7	0	59	0	25
Pitt	0	2	0	0	0	0
Rutgers	10	11	0	129	1	29
NC State	6	10	0	31	0	7
Totals	75	110	3	971	9	41

2nd	Cmp	Att	Int	Yds	TD	Lg
Coastal	8	11	1	94	0	30
Marshall	5	8	0	37	0	12
Maryland	7	11	0	104	1	27
LSU	5	10	1	40	1	19
UNLV	5	7	0	84	1	48
USF	10	12	0	66	1	32
Syracuse	3	7	1	-1	0	5
UConn	4	6	0	20	0	8
Cincinnati	5	8	0	62	2	48
Louisville	3	4	0	61	0	48
Pitt	3	4	0	59	1	48
Rutgers	3	7	0	41	0	26
NC State	6	10	0	86	1	32
Totals	67	105	3	753	8	48

3rd	Cmp	Att	Int	Yds	TD	Lg
Coastal	7	10	0	87	1	33
Marshall	4	9	0	33	0	20
Maryland	2	8	0	18	1	13
LSU	2	4	0	30	1	17
UNLV	3	3	0	25	1	18
USF	4	5	0	41	0	29
Syracuse	3	8	0	29	0	14
UConn	6	8	0	38	0	14
Cincinnati	2	2	0	26	0	19
Louisville	2	7	0	13	0	8
Pitt	3	3	0	91	2	71
Rutgers	6	6	0	117	0	43
NC State	4	7	0	16	0	11
Totals	48	80	0	564	6	71

4th	Cmp	Att	Int	Yds	TD	Lg
Coastal	DNP	--	--	--	--	--
Marshall	15	19	1	146	1	30
Maryland	3	3	0	24	0	14
LSU	3	7	0	15	0	10
UNLV	DNP	--	--	--	--	--
USF	2	3	0	7	0	4
Syracuse	2	3	0	7	0	4
UConn	4	9	0	24	0	14
Cincinnati	2	2	0	26	0	19
Louisville	0	2	0	0	0	0
Pitt	3	3	0	62	0	38
Rutgers	4	4	0	65	0	46
NC State	6	12	1	63	0	21
Totals	44	67	2	311	1	38

OT	Cmp	Att	Int	Yds	TD	Lg
Marshall	2	3	0	22	0	13
UConn	2	2	0	10	0	6
Totals	4	5	0	32	0	13



Game Records

Total Offense	Plays/Yards
Geno Smith vs. LSU/2011	67/468
Geno Smith vs. UConn/2011	49/431
Pat White vs. Pitt/2006.....	38/424
Marc Bulger vs. Missouri/1998.....	52/424
Jarrett Brown vs. East Carolina/2009.....	34/407
Mike Sherwood vs. Pitt/1968.....	47/407
Geno Smith vs. Louisville/2011	36/402
Geno Smith vs. Rutgers/2010.....	39/396
Marc Bulger vs. Pitt/1998.....	38/394
Pat White vs. North Carolina/2008.....	47/387
Geno Smith at Maryland/2011	39/377
Geno Smith vs. Norfolk State/2011	23/372
Major Harris vs. Boston College/1988.....	39/372
Chad Johnston vs. Pitt/1994.....	51/370
Oliver Luck vs. Syracuse/1981.....	52/354
Geno Smith at Cincinnati/2011	50/352

Passing Yards

Geno Smith vs. LSU/2011	Yards
Geno Smith vs. LSU/2011	463
Geno Smith vs. UConn/2011	450
Marc Bulger vs. Missouri/1998.....	429
Mike Sherwood vs. Pitt/1968.....	416
Geno Smith vs. Louisville/2011	410
Marc Bulger vs. Pitt/1998.....	409
Chad Johnston vs. Pitt/1994.....	396
Chad Johnston vs. Purdue/1995.....	390
Geno Smith vs. Maryland/2011	388
Marc Bulger vs. Miami/1998.....	380
Oliver Luck vs. Syracuse/1981.....	360
Geno Smith at Cincinnati/2011	372
Geno Smith vs. Norfolk State/2011	371
Marc Bulger vs. Navy/1998.....	354
Chad Johnston vs. Boston College/1996.....	354
Marc Bulger vs. Georgia Tech/1997.....	353

Pass Completions

Geno Smith vs. LSU/2011	38
Geno Smith vs. Maryland/2011	36
Marc Bulger vs. Missouri/1998.....	34
Oliver Luck vs. Syracuse/1981.....	34
Geno Smith vs. Marshall/2010.....	32
Marc Bulger vs. Miami/1999.....	32
Marc Bulger vs. Miami/1998.....	32
Geno Smith vs. Louisville/2011	31
Brad Lewis vs. Maryland/2001.....	31
Geno Smith at Cincinnati/2011	29

Dan Kendra vs. Syracuse/1975.....	28
Geno Smith vs. UConn/2011	27
Mike Sherwood vs. Pitt/1968.....	27

Pass Attempts

Geno Smith vs. LSU/2011	65
Gerald Fisher vs. Maryland/1951.....	57
Brad Lewis vs. Maryland/2001.....	52
Chad Johnston vs. Virginia Tech/1996.....	51
Marc Bulger vs. Missouri/1998.....	50
Geno Smith vs. Maryland/2011	49
Marc Bulger vs. Miami/1999.....	48
Oliver Luck vs. Syracuse/1981.....	48
Geno Smith vs. UConn/2011	45
Geno Smith vs. Rutgers/2010.....	45
Geno Smith vs. Louisville/2011	44
Geno Smith at Cincinnati/2011	43
Marc Bulger vs. Virginia Tech/1998.....	43
Marc Bulger vs. Miami/1998.....	43
Marc Bulger vs. Pitt/1997.....	43
Mike Sherwood vs. Virginia Tech/1968.....	43

Pass Touchdowns

Marc Bulger vs. Pitt/1998.....	6
Pat White vs. Villanova/2008.....	5
Brad Lewis vs. Mississippi/2000.....	5
Allen McCune vs. Pitt/1965.....	5
Geno Smith vs. UConn/2011	4
Geno Smith vs. Norfolk State/2011	4
Geno Smith vs. Maryland/2010.....	4
Geno Smith vs. Cincinnati/2010.....	4
Jarrett Brown vs. East Carolina/2009.....	4
Rasheed Marshall vs. UCF/2004.....	4
Rasheed Marshall vs. East Carolina/2003.....	4
Marc Bulger vs. Pitt/1999.....	4
Marc Bulger vs. Missouri/1998.....	4
Chad Johnston vs. Rutgers/1995.....	4
Chad Johnston vs. Pitt/1994.....	4
Major Harris vs. Pitt/1989.....	4
Jeff Hostetler vs. Oklahoma/1982.....	4
Oliver Luck vs. Temple/1980.....	4
32 players with 3..... Last time by G. Smith vs. Louisville/2011	

Season Records

Total Offense	Plays/Yards
Geno Smith/2011	494/3,662
Marc Bulger/1998.....	452/3,515
Pat White/2007.....	413/3,059



Mountaineer Quarterbacks

Major Harris/1989.....	400/2,994
Geno Smith/2010.....	478/2,980
Pat White/2006.....	344/2,874
Pat White/2008.....	465/2,816
Rasheed Marshall/2004.....	411/2,747
Jarrett Brown/2009.....	413/2,610
Major Harris/1988.....	320/2,525
Oliver Luck/1981.....	434/2,497
Jeff Hostetler/1983.....	404/2,416
Marc Bulger/1997.....	375/2,372
Bernie Galiffa/1972.....	394/2,345
Rasheed Marshall/2002.....	432/2,282

Passing Yards	Comp/Att./Yards
Geno Smith/2011.....	291/448/3,741
Marc Bulger/1998.....	274/419/3,607
Geno Smith/2010.....	241/372/2,763
Bernie Galiffa/1972.....	164/334/2,496
Marc Bulger/1997.....	192/323/2,465
Oliver Luck/1981.....	216/394/2,448
Jeff Hostetler/1983.....	173/309/2,345
Jarrett Brown/2009.....	187/296/2,144
Major Harris/1989.....	142/245/2,058
Chad Johnston/1995.....	127/248/2,019
Mike Sherwood/1968.....	151/264/1,998
Chad Johnston/1996.....	167/334/1,958
Jeff Hostetler/1982.....	137/292/1,916

Pass Completions	
Geno Smith/2011.....	291
Marc Bulger/1998.....	274
Geno Smith/2010.....	241
Oliver Luck/1981.....	216
Marc Bulger/1997.....	192
Jarrett Brown/2009.....	187
Pat White/2008.....	180
Jeff Hostetler/1983.....	173
Chad Johnston/1996.....	167
Bernie Galiffa/1972.....	164
Mike Sherwood/1968.....	151
Marc Bulger/1999.....	145
Pat White/2007.....	144
Rasheed Marshall/2004.....	144
Major Harris/1989.....	142

Pass Attempts	
Geno Smith/2011.....	448
Marc Bulger/1998.....	419
Oliver Luck/1981.....	394
Geno Smith/2010.....	372
Chad Johnston/1996.....	334
Bernie Galiffa/1972.....	334
Marc Bulger/1997.....	323
Jeff Hostetler/1983.....	309
Jarrett Brown/2009.....	296
Jeff Hostetler/1982.....	292
Pat White/2008.....	274
Mike Sherwood/1968.....	264
Rasheed Marshall/2002.....	259
Oliver Luck/1980.....	254

Touchdown Passes	
Marc Bulger/1998.....	31
Geno Smith/2011.....	25
Geno Smith/2010.....	24
Pat White/2008.....	21
Rasheed Marshall/2004.....	19
Oliver Luck/1980.....	19
Major Harris/1989.....	17

Bernie Galiffa/1972.....	17
Chad Johnston/1994.....	16
Jeff Hostetler/1983.....	16
Oliver Luck/1981.....	16
Rasheed Marshall/2003.....	15
Mike Sherwood/1970.....	15
Allen McCune/1965.....	15

Career Records

Total Offense	Plays/Yards
Pat White/2005-08.....	1,467/10,529
Marc Bulger/1996-98.....	1,100/7,827
Rasheed Marshall/2001-04.....	1,286/7,598
Major Harris/1987-89.....	1,018/7,334
Geno Smith/2009-2011.....	1,038/6,958
Oliver Luck/1978-81.....	1,278/6,282
Chad Johnston/1993-96.....	1,041/5,664
Avon Cobourne/1999-2002.....	1,050/5,164
Dan Kendra/1974-77.....	868/4,752

Passing Yards	Comp/Att./Yards
Marc Bulger/1996-99.....	630/1,023/8,153
Geno Smith/2009-2011.....	564/869/6,813
Pat White/2005-08.....	507/783/6,049
Chad Johnston/1993-96.....	428/839/5,954
Oliver Luck/1978-81.....	466/911/5,765
Rasheed Marshall/2001-04.....	433/795/5,558
Major Harris/1987-89.....	324/586/5,173
Dan Kendra/1974-77.....	348/672/4,781
Bernie Galiffa/1970-72.....	310/623/4,426
Mike Sherwood/1968-70.....	329/573/4,321

Pass Attempts	
Marc Bulger/1996-99.....	1,023
Oliver Luck/1978-81.....	911
Geno Smith/2009-2011.....	869
Chad Johnston/1993-96.....	839
Rasheed Marshall/2001-04.....	795
Pat White/2005-08.....	783
Dan Kendra/1974-77.....	672
Bernie Galiffa/1970-72.....	623
Brad Lewis/1998-2001.....	605
Jeff Hostetler/1982-83.....	601

Pass Completions	
Marc Bulger/1996-99.....	630
Geno Smith/2009-2011.....	564
Pat White/2005-08.....	507
Oliver Luck/1978-81.....	466
Rasheed Marshall/2001-04.....	433
Chad Johnston/1993-96.....	428
Dan Kendra/1974-77.....	348

Touchdown Passes	
Marc Bulger/1996-99.....	59
Pat White/2005-08.....	56
Geno Smith/2009-2011.....	50
Rasheed Marshall/2001-04.....	45
Chad Johnston/1993-96.....	43
Oliver Luck/1978-81.....	43
Major Harris/1987-89.....	41
Mike Sherwood/1968-70.....	34
Dan Kendra/1974-77.....	31



14 Paul Millard
QB, 6-3, 214, Jr.
Flower Mound, Texas

2011 Notes

- ✓ Adds depth as the primary backup at quarterback
- ✓ Saw fourth-quarter action against Connecticut in relief of Geno Smith
- ✓ Played the fourth quarter against Bowling Green in relief of Smith
- ✓ Connected with Stedman Bailey on a career-long 45-yard pass against Bowling Green
- ✓ Saw his first collegiate action in fourth-quarter against Norfolk State
- ✓ Connected with Brad Starks on a 30-yard strike against Norfolk State for his first collegiate TD

2011 Game-By-Game

Opponent	Comp	Att	Int	Pct	Yards	TDs	Lg
Marshall							
Norfolk State	5	6	0	833	60	1	30
at Maryland							
LSU							
Bowling Green	1	3	0	333	45	0	45
UConn	1	3	1	333	19	0	19
at Syracuse							
at Rutgers							
Louisville							
at Cincinnati							
Pitt							
at USF							
Totals	7	12	1	583	124	1	45

2011 Single-Game Bests

Rushing Yards.....	3 vs. Norfolk State
Rushing Attempts.....	2 vs. Norfolk State
Rushing Touchdowns.....	0
Long Rush.....	2 vs. Norfolk State
Passing Attempts.....	6 vs. Norfolk State
Passing Completions.....	5 vs. Norfolk State
Passing Touchdowns.....	1 vs. Norfolk State
Long Completion.....	45 vs. Bowling Green





13 Andrew Buie
RB, 5-9, 184, Fr.
Jacksonville, Fla.

2011 Notes

- ✓ Adds depth at the running back position
- ✓ Ran for a career long 12-yard rush at Cincinnati; also caught two passes for 17 yards, including a career best 20-yard catch
- ✓ Earned three carries in back-to-back games, at Rutgers and against Louisville
- ✓ Nabbed an 18-yard reception vs. UofL
- ✓ Played in his first BIG EAST road game at Syracuse
- ✓ Returned to the field against UConn and earned two carries
- ✓ Earned second career start at Maryland
- ✓ Reached the end zone for the first time as a Mountaineer at Maryland, running in from 10-yards out
- ✓ Netted a team- and career-best 51 yards against the Terps
- ✓ Saw action against Norfolk State
- ✓ Earned starting nod in first collegiate game against Marshall and tallied 41 all-purpose yards

2011 Game-By-Game

Opponent	Att.	Net.	Avg.	TDs	Lg	Rec.	Yds.	TD
Marshall	15	30	2.0	0	11	4	11	0
Norfolk State	4	7	1.75	0	7	0	0	0
at Maryland	7	51	7.3	1	10	2	7	0
LSU			DNP					
Bowling Green			DNP					
UConn	2	11	5.5	0	7	0	0	0
at Syracuse	0	0	0	0	0	0	0	0
at Rutgers	3	5	1.7	0	5	0	0	0
Louisville	3	2	0.7	0	1	1	18	0
at Cincinnati	4	21	5.2	0	12	2	17	0
Pitt	0	0	0	0	0	0	0	0
at USF								
Totals	38	127	3.3	1	12	9	53	0

2011 Single-Game Bests

Rushing Yards.....51 at Maryland
 Rushing Attempts.....15 vs. Marshall
 Rushing Touchdowns.....1 at Maryland
 Long Rush.....12 at Cincinnati
 Receptions.....4 vs. Marshall
 Receiving Yards.....18 vs. Louisville
 Receiving Touchdowns.....0
 Long Reception.....20 at Cincinnati



29 Dustin Garrison
RB, 5-8, 175, Fr.
Pearland, Texas

2011 Notes

- ✓ Earned starting running back position against Bowling Green
- ✓ Through 11 games, ranks No. 6 in BIG EAST in rushing (59.5)
- ✓ Ranks first on the team with 655 rushing yards
- ✓ Netted a team-best 55 rushing yards on 11 carries against Pitt
- ✓ Rushed a team-high 13 times at Cincinnati and against Louisville
- ✓ Helped the WVU offense tally 210 rushing yards in Rutgers win
- ✓ Tallied a team-best 58 yards on the ground at Syracuse; also caught a career-best five catches
- ✓ Netted a game-best 80 rushing yards against UConn, including a 14-yard TD, his fourth score in three games
- ✓ Had a breakout game in his first career start against Bowling Green, registering a career-best 291 yards on 32 rushes and two touchdowns; yardage is a 2011 NCAA single-game best
- ✓ His 291 yards rushing tied Kerry Marbury (Temple, 10/23/71) for the second-best rushing performance in school history; rushing total was the the single-game best for a WVU freshman
- ✓ His 291 rushing yards against BGSU was the first 200-yard rushing performance for WVU since N. Devine had 220 yards against Colorado (2009)
- ✓ Had 233 yards rushing in the first half against the Falcons, a WVU school record
- ✓ His 42-yard rush against BGSU was WVU's longest rush from scrimmage this season
- ✓ Added energy to WVU offense against LSU, rushing for a team-best 46 yards
- ✓ One-yard TD rush against LSU brought WVU to within six points in third quarter; score followed a 19-yard reception
- ✓ Earned first collegiate score with a one-yard rush in third-quarter action against Norfolk State
- ✓ Saw action in first collegiate game against Marshall

2011 Game-By-Game

Opponent	Att.	Net.	Avg.	TDs	Lg	Rec.	Yds.	TD
Marshall	0	0	0	0	0	2	9	0
Norfolk State	3	19	6.33	1	13	3	51	0
at Maryland	0	0	0	0	0	0	0	0
LSU	10	46	4.6	1	17	4	26	0
Bowling Green	32	291	9.1	2	42	2	4	0
UConn	18	80	4.4	1	14	1	4	0
at Syracuse	11	58	5.3	0	11	5	32	0
at Rutgers	9	23	2.6	0	9	1	15	0
Louisville	13	64	4.9	0	12	1	19	0
at Cincinnati	13	19	1.5	0	8	3	23	0
Pitt	11	55	5.0	0	14	1	7	0
at USF								
Totals	120	655	5.5	5	42	23	190	0

2011 Single-Game Bests

Rushing Yards.....291 vs. Bowling Green
 Rushing Attempts.....32 vs. Bowling Green
 Rushing Touchdowns.....2 vs. Bowling Green
 Long Rush.....49 vs. Bowling Green
 Receptions.....5 at Syracuse
 Receiving Yards.....51 vs. Norfolk State
 Receiving Touchdowns.....0
 Long Reception.....36 vs. Norfolk State



9 Vernard Roberts
RB, 5-9, 184, Fr.
Washington, D.C.

2011 Notes

- ✓ Adds depth at the running back position
- ✓ Will also be used on special teams
- ✓ Has netted 140 rushing yards through 11 games, the third-best mark on team
- ✓ Scored a rushing TD in each of the first three games this season
- ✓ Earned three carries against Bowling Green
- ✓ Earned second career start against LSU
- ✓ Crossed the goal line for the third time in three games at Maryland, running in from nine yards out; rush matched a career long
- ✓ Earned first career starting nod against Norfolk State and rushed for a game- and career-best 64 yards
- ✓ Third quarter, three-yard rushing TD against Norfolk State was his second score in six days and gave WVU the lead for good
- ✓ Scored 1-yard rushing touchdown against Marshall in first collegiate game. His score was first by a true freshman in a season opener since Noel Devine scored a TD against W.Michigan in 2007.

2011 Game-By-Game

Opponent	Att.	Net.	Avg.	TDs	Lg	Rec.	Yds.	TD
Marshall	7	12	1.7	1	7	0	0	0
Norfolk State	17	64	3.8	1	9	1	6	0
at Maryland	12	36	3.0	1	9	2	5	0
LSU	5	9	1.8	0	4	1	1	0
Bowling Green	3	19	6.3	0	9	0	0	0
UConn	0	0	0	0	0	0	0	0
at Syracuse	0	0	0	0	0	0	0	0
at Rutgers	0	0	0	0	0	0	0	0
Louisville	0	0	0	0	0	0	0	0
at Cincinnati			DNP					
Pitt	0	0	0	0	0	0	0	0
at USF								
Totals	44	140	3.2	3	9	4	12	0

2011 Single-Game Bests

Rushing Yards.....64 vs. Norfolk State
 Rushing Attempts.....17 vs. Norfolk State
 Rushing Touchdowns.....1 vs. Marshall,
Norfolk State, at Maryland
 Long Rush.....9 vs. Norfolk State,
at Maryland, Bowling Green
 Receptions.....2 at Maryland
 Receiving Yards.....6 vs. Norfolk State
 Receiving Touchdowns.....0
 Long Reception.....9 at Maryland



Mountaineer Running Backs/Fullbacks



32 Ryan Clarke
FB, 6-0, 228, r-Jr.
Glen Burnie, Md.

2011 Notes

- ✓ Two-year starter at fullback
- ✓ Gives the Mountaineers a big, strong blocker
- ✓ Instrumental in WVU's rushing attack in second-half comeback win over Pitt
- ✓ Earned the starting nod at Cincinnati
- ✓ Aided the Mountaineers in gaining 643 yards of total offense against Bowling Green, a Milan Puskar Stadium record
- ✓ Blocking helped offense gain 533 total yards against LSU
- ✓ Earned starts against Marshall and at Maryland
- ✓ Blocking helped WVU gain 92 rushing yards at Maryland

2011 Game-By-Game

Opponent	Att.	Net.	Avg.	TDs	Lg	Rec.	Yds.	TD
Marshall	0	0	0	0	0	0	0	0
Norfolk State	0	0	0	0	0	0	0	0
at Maryland	0	0	0	0	0	0	0	0
LSU	0	0	0	0	0	0	0	0
Bowling Green	0	0	0	0	0	0	0	0
UConn	0	0	0	0	0	0	0	0
at Syracuse	0	0	0	0	0	0	0	0
at Rutgers								
Louisville	0	0	0	0	0	0	0	0
at Cincinnati	0	0	0	0	0	0	0	0
Pitt	0	0	0	0	0	0	0	0
at USF								
Totals	0	0	0	0	0	0	0	0

2010 Game-By-Game

Opponent	Att.	Net.	Avg.	TDs	Lg	Rec.	Yds.	TD
Coastal	5	15	3.0	1	5	0	0	0
at Marshall	5	27	5.4	0	23	0	0	0
Maryland	15	65	4.3	0	13	1	7	0
at LSU	7	12	1.7	0	5	0	0	0
UNLV	1	5	5.0	0	0	0	0	0
USF	10	27	2.7	0	6	0	0	0
Syracuse	4	8	2.0	1	3	0	0	0
at UConn	10	42	4.2	0	16	0	0	0
Cincinnati	7	29	4.1	0	8	0	0	0
at Louisville	3	22	7.3	1	17	0	0	0
at Pitt	6	28	4.7	2	15	0	0	0
Rutgers	7	11	1.6	3	4	1	9	0
Totals	80	291	3.6	8	23	2	16	0

2009 Game-By-Game

Opponent	Att.	Net.	Avg.	TDs	Lg	Rec.	Yds.	TD
Liberty	2	5	2.5	1	3	0	0	0
East Carolina	3	10	3.0	0	4	0	0	0
at Auburn	2	10	5.0	0	6	0	0	0
Colorado	5	22	4.4	2	8	1	9	0
at Syracuse	7	14	2.0	2	4	1	6	0
UConn	4	16	4.0	0	7	0	0	0
at USF	4	11	2.8	0	7	0	0	0
Louisville	1	3	3.0	0	3	0	0	0
at Cincinnati	5	60	12.0	1	37	0	0	0
Pitt	10	29	2.9	0	8	0	0	0
at Rutgers	14	58	4.1	1	24	0	0	0
Fla. State	3	12	4.0	1	5	0	0	0
Totals	60	250	4.3	8	37	2	15	0

Clarke's Rushing Statistics

Year	Games	Att.	Yards	Avg.	TD	Long
2011	10	0	0	0	0	0
2010	13	80	291	3.6	8	23
2009	12	60	250	4.2	8	37
Totals	35	140	541	3.9	16	37

2011 Single-Game Bests

Rushing Yards	0
Rushing Attempts	0
Rushing Touchdowns	0
Long Rush	0
Receptions	0
Receiving Yards	0
Receiving Touchdowns	0
Long Reception	0

Career Bests

Rushing Yards	65 vs. Maryland (10)
Rushing Attempts	15 vs. Maryland (10)
Rushing Touchdowns	3 vs. Rutgers (10)
Long Rush	37 at Cincinnati (09)
Receptions	1 (4 times)
Receiving Yards	9 vs. Rutgers (10), Colorado (09)
Receiving Touchdowns	0
Long Reception	9 vs. Rutgers (10), Colorado (09)



20 Shawne Alston
FB, 5-11, 221, Jr.
Hampton, Va.

2011 Notes

- ✓ Through 11 games, is No. 2 in the BIG EAST in scoring TDs (6.7 ppg)
- ✓ Averaging one TD every 7.2 rushes in nine games played
- ✓ Scored winning touchdown in last two straight games (at Cincinnati, vs. Pitt)
- ✓ Scored two rushing touchdowns, including the go-ahead TD late in the fourth-quarter against Pitt
- ✓ Has scored two touchdowns in four games this season
- ✓ Earned the starting nod at Cincinnati
- ✓ Scored winning touchdown at Cincinnati with one-yard power rush up the middle
- ✓ Scored two rushing TDs against Louisville, becoming the first Mountaineer to score two rushing TDs in back-to-back games since Ryan Clarke in 2010
- ✓ Had a career day in a tough win at Rutgers, netting a career-best 110 rushing yards on a season-high 14 attempts for two touchdowns; first 100-yard rushing game of his career
- ✓ Opened WVU's scoring at RU with a career long 52-yard rushing score
- ✓ Netted 46 rushing yards at Syracuse, including a one-yard TD
- ✓ Had a strong day against Bowling Green and scored first career rushing touchdowns
- ✓ Saw significant time against LSU and earned 14 yards off four carries
- ✓ Saw first action of season at Maryland and ran six times for 20 yards
- ✓ Converted two third-down rushing attempts at Maryland

2011 Game-By-Game

Opponent	Att.	Net.	Avg.	TDs	Lg	Rec.	Yds.	TD
Marshall								
Norfolk State								
at Maryland	6	20	3.3	0	7	0	0	0
LSU	4	14	3.5	0	7	0	0	0
Bowling Green	8	49	6.1	2	17	0	0	0
UConn	2	8	4.0	0	4	0	0	0
at Syracuse	9	46	5.1	1	12	0	0	0
at Rutgers	14	110	7.9	2	52	0	0	0
Louisville	11	45	4.1	2	12	0	0	0
at Cincinnati	7	6	0.9	1	5	1	6	0
Pitt	11	34	3.1	2	11	0	0	0
at USF								
Totals	72	332	4.6	10	52	1	6	0

2010 Game-By-Game

Opponent	Att.	Net.	Avg.	TDs	Lg	Rec.	Yds.	TD
UNLV	6	32	5.3	0	12	0	0	0
Cincinnati	17	75	4.4	0	23	1	-1	0
at Louisville	7	36	5.1	0	12	0	0	0
at Pitt	16	71	4.4	0	19	0	0	0
Rutgers	8	28	3.5	0	8	0	0	0
NC State	2	6	3.0	0	3	2	12	0
Totals	56	248	4.4	0	23	3	11	0

2011 Single-Game Bests

Rushing Yards	110 at Rutgers
Rushing Attempts	14 at Rutgers
Rushing Touchdowns	2 (4 times)
Long Rush	52 at Rutgers
Receptions	1 at Cincinnati
Receiving Yards	6 at Cincinnati
Receiving Touchdowns	0
Long Reception	6 at Cincinnati

Career Bests

Rushing Yards	110 at Rutgers (11)
Rushing Attempts	17 vs. Cincinnati (10)
Rushing Touchdowns	2 (4 times)
Long Rush	52 at Rutgers (11)
Receptions	2 vs. NC State (10)
Receiving Yards	12 vs. NC State (10)

Alston's Rushing Statistics

Year	Games	Att.	Yards	Avg.	TD	Long
2011	9	72	655	5.5	10	52
2010	13	56	248	4.4	0	23
2009	5	6	18	3.0	0	8
Totals	27	134	598	4.5	10	52





41 Ricky Kovatch
 FB, 6-1, 235, Sr.
 Dublin, Ohio

2011 Notes

- ✓ Gives the Mountaineers a big, strong blocker in backfield
- ✓ Also used on special teams
- ✓ Has played in 49 games during his career
- ✓ Has seen action in all 11 games this season

2011 Game-By-Game

Opponent	Att.	Net.	Avg.	TDs	Lg	Rec.	Yds.	TD
Marshall	0	0	0	0	0	0	0	0
Norfolk State	0	0	0	0	0	0	0	0
at Maryland	0	0	0	0	0	0	0	0
LSU	0	0	0	0	0	0	0	0
Bowling Green	0	0	0	0	0	0	0	0
UConn	0	0	0	0	0	0	0	0
at Syracuse	0	0	0	0	0	0	0	0
at Rutgers	0	0	0	0	0	0	0	0
Louisville	0	0	0	0	0	0	0	0
at Cincinnati	0	0	0	0	0	0	0	0
Pitt	0	0	0	0	0	0	0	0
at USF	0	0	0	0	0	0	0	0
Totals	0	0	0	0	0	0	0	0

2011 Single-Game Bests

Rushing Yards.....	0
Rushing Attempts.....	0
Rushing Touchdowns.....	0
Long Rush.....	0
Receptions.....	0
Receiving Yards.....	0

Career Bests

Rushing Yards.....	0
Rushing Attempts.....	0
Rushing Touchdowns.....	0
Long Rush.....	0
Receptions.....	1 vs. LSU (10)
Receiving Yards.....	19 vs. Pitt (08)



38 Matt Lindamood
 FB, 6-0, 236, r-Jr.
 Parkersburg, W.Va.

2011 Notes

- ✓ Gives the Mountaineers a big, strong blocker in backfield
- ✓ Earned first start of season against Louisville
- ✓ Also used extensively on special teams
- ✓ Returned to the field against UConn after missing three straight games with injury
- ✓ Saw action against Marshall, Norfolk State

2011 Game-By-Game

Opponent	Att.	Net.	Avg.	TDs	Lg	Rec.	Yds.	TD
Marshall	0	0	0	0	0	0	0	0
Norfolk State	0	0	0	0	0	0	0	0
at Maryland								
LSU								
Bowling Green								
UConn	0	0	0	0	0	0	0	0
at Syracuse	0	0	0	0	0	0	0	0
at Rutgers	0	0	0	0	0	0	0	0
Louisville	0	0	0	0	0	0	0	0
at Cincinnati	0	0	0	0	0	0	0	0
Pitt	0	0	0	0	0	0	0	0
at USF	0	0	0	0	0	0	0	0
Totals	0	0	0	0	0	0	0	0

2011 Single-Game Bests

Rushing Yards.....	0
Rushing Attempts.....	0
Rushing Touchdowns.....	0
Long Rush.....	0
Receptions.....	0
Receiving Yards.....	0

Career Bests

Rushing Yards.....	16 vs. UNLV (10)
Rushing Attempts.....	4 vs. UNLV (10)
Rushing Touchdowns.....	1 vs. UNLV (10)
Long Rush.....	8 vs. UNLV (10)
Receptions.....	1 vs. LSU (10)
Receiving Yards.....	6 vs. LSU (10)

Year-by-Year vs. USF

2010, HOME, WEST VIRGINIA, 20-6
 2009, AWAY, USF, 30-19
 2008, HOME, WEST VIRGINIA, 13-7
 2007, AWAY, USF, 21-13
 2006, HOME, USF, 24-19
 2005, AWAY, WEST VIRGINIA, 28-13

Series Tied at 3-3

At Tampa: USF leads 2-1

At Morgantown: WVU Leads 2-1

2011 Home and Away

Rushing	Att-Yds-Avg	Avg/Gm
Home	220-882-4.0	126.0
Away	124-404-3.3	101.0
Passing	Comp-Att-Yds-TD-Int	Avg/Gm
Home	189-296-2,549-20-3	364.1
Away.....	109-164-1,316-6-3	329.0
Total Offense	Rush-Pass-Total	Avg/Gm
Home	882-2,549-3,431	490.1
Away.....	404-1,316-1,720	430.0
Rush Defense	Att-Yds-Avg	Avg/Gm
Home.....	258-795-3.1	113.6
Away.....	148-723-4.9	180.8
Pass Defense	Comp-Att-Yds-TD-Int	Avg/Gm
Home.....	116-193-1,182-5-5	168.9
Away.....	94-164-7-6	246.8
Total Defense	Rush-Pass-Total	Avg/Gm
Home.....	795-1,182-1,977	282.4
Away.....	723-987-1,710	427.5





1
Tavon Austin
IR, 5-9, 176, Jr.
Baltimore, Md.

2011 Notes

- ✓ Started at wide receiver in 2010
- ✓ Moved to inside receiver during spring
- ✓ Has played in 37 career games and started 23
- ✓ Through 11 games, ranks No. 2 in the nation and No. 1 in the BIG EAST in all-purpose yards (196.4 avg./g)
- ✓ Ranked No. 10 in the NCAA, No. 2 in the BIG EAST, in receptions (7.5 p/g), and No. 26 in the nation, No. 3 in the BIG EAST, in receiving yards (91.7 yds/g)
- ✓ Caught a game-best 10 passes for 102 yards, also a game best, in win over Pitt
- ✓ Caught a nine-yard pass to converted a critical fourth-and-six in fourth quarter on game-winning drive vs. Panthers
- ✓ Production vs. Pitt was second straight 100-yard receiving game, sixth career and fourth of season
- ✓ Grabbed a game-best nine passes for 126 yards, also a game high, at Cincinnati; also had a game-best 249 all-purpose yards
- ✓ Scored his second TD in as many games against Louisville with a 25-yard reception on game's opening drive
- ✓ Tallied a game-best 271 all-purpose yards in UofL game
- ✓ Exploded for a game-best 163 all-purpose yards in tough conditions at Rutgers, including a career-best 80-yard touchdown run. WVU's longest rush from scrimmage this season
- ✓ Rushing score at RU was WVU's longest since Noel Devine scored on an 88-yard run against Pitt on Nov. 27, 2009
- ✓ Also tallied a game-best eight catches and 67 receiving yards for one score at RU
- ✓ Has now scored a rushing and receiving TD against RU in consecutive games
- ✓ Had 120 all-purpose yards at Syracuse, including 60 receiving yards on six catches
- ✓ Connected with Geno Smith on a 12-yard pass against UConn that sparked WVU's 23-point third quarter; finished with a team-best seven catches
- ✓ Caught a game- and career-high 11 passes for 187 yards, also a game- and career-best, against LSU; yardage was eighth-best single game total in WVU history
- ✓ Finished with 287 all-purpose yards against LSU, the sixth-best WVU single-game total and the No. 23 single-game mark in NCAA in 2011
- ✓ Connected with Smith on a career long 72-yard reception against LSU
- ✓ Tallied a game-best 122 receiving yards on a career-high 11 receptions at Maryland
- ✓ One of three players to finish with over 100 yards receiving at Maryland, the first time three players have netted at least 100 yards on catches in WVU history and the first time since 1998 WVU has had multiple 100-yard receivers

- ✓ Caught a team-best six passes and collected a game-high 193 all-purpose yards, including 82 receiving yards, against Norfolk State
- ✓ Connected on a three-yard pass with Smith against Norfolk State for first offensive TD of 2011
- ✓ Had a game-best 190 all-purpose yards in season-opening win over Marshall

2011 Single-Game Bests

Rushing Yards.....	96 at Rutgers
Rushing Attempts.....	2 at Rutgers, vs. Louisville
Rushing Touchdowns.....	1 at Rutgers
Long Rush.....	80 at Rutgers
Receptions.....	11 at Maryland, vs. LSU
Receiving Yards.....	187 vs. LSU
Receiving Touchdowns.....	1 (4 times)
Long Reception.....	72 vs. LSU

Career Bests

Rushing Yards.....	96 at Rutgers (11)
Rushing Attempts.....	3 vs. Maryland (10)
Rushing Touchdowns.....	1 vs. Louisville ('09), at Rutgers (11)
Long Rush.....	80 at Rutgers (11)
Receptions.....	11 at Maryland (11), vs. LSU (11)
Receiving Yards.....	187 vs. LSU (11)
Receiving Touchdowns.....	2 vs. Maryland (10), Cincy (10)
Long Reception.....	72 vs. LSU (11)

2011 Game-By-Game

Opponent	No.	Yards	Avg.	TDs	Lg
Marshall	3	32	10.67	0	20
Norfolk State	6	82	13.67	1	45
at Maryland	11	122	11.09	0	47
LSU	11	187	17.0	0	72
Bowling Green	4	67	16.75	0	32
UConn	7	74	10.57	1	21
at Syracuse	6	60	10.0	0	16
at Rutgers	8	67	8.38	1	20
Louisville	7	90	12.86	1	25
at Cincinnati	9	126	14.0	0	39
Pitt	10	102	10.2	0	25
at USF					
Totals	82	1,009	12.3	4	72

2010 Game-By-Game Receptions

Opponent	No.	Yards	Avg.	TDs	Lg
Coastal	5	90	18.0	0	33
at Marshall	9	85	9.4	0	21
Maryland	7	106	15.1	2	29
at LSU	3	33	11.0	0	17
UNLV	3	52	17.3	0	41
USF	5	47	9.4	0	29
Syracuse	5	32	6.4	1	11
at UConn	5	41	8.2	0	14
Cincinnati	2	42	21.0	2	32
at Louisville	1	25	25.0	0	25
at Pitt	2	83	41.5	2	71
Rutgers	6	121	20.2	1	43
NC State	5	30	6.0	0	14
Totals	58	787	13.6	8	71

2009 Game-By-Game Receptions

Opponent	No.	Yards	Avg.	TDs	Lg
Liberty	1	3	3.0	0	3
East Carolina	2	59	29.5	1	58
at Auburn	1	5	5.0	0	5
Colorado	1	9	9.0	0	9
at Syracuse	3	27	9.0	0	15
Marshall	1	-5	0	0	0
UConn	0	0	0	0	0
at USF	1	13	13.0	0	13
Louisville	0	0	0	0	0
at Cincinnati	0	0	0	0	0
Pitt	3	12	4.0	0	9
at Rutgers	1	9	9.0	0	9
Florida State	1	19	19.0	0	19
Totals	15	151	10.1	1	58

Austin's Receiving Statistics

Year	Games	No.	Yards	Avg.	TD	Long
2011	11	82	1,009	12.3	4	72
2010	13	58	787	13.6	8	71
2009	13	15	151	10.1	1	58
Totals	37	155	1,947	12.6	13	72

Austin's Rushing Statistics

Year	Games	Att.	Yards	Avg.	TD	Long
2011	11	9	129	14.3	1	80
2010	13	16	162	10.1	1	46
2009	13	6	47	7.8	1	19
Totals	37	31	337	10.9	3	80



Game Records

Receiving Yardage	Catches/Yards
Chris Henry vs. Syracuse/2003	6/209
Pat Greene vs. Pitt/1997	12/205
Rahsaan Vanterpool vs. Pitt/1994	9/205
David Saunders vs. Boston College/1996	8/191
Calvin Phillips vs. Cal State Fullerton/1988	5/190
Oscar Patrick vs. Penn State/1968	10/190
Shawn Foreman vs. Missouri/1998	11/189
Tavon Austin vs. LSU/2011	11/187
Zach Abraham vs. Pitt/1994	6/180
Antonio Brown vs. East Carolina/2000	6/179
Stedman Bailey vs. Connecticut/2011	7/178
David Saunders vs. Rutgers/1996	11/178

Receptions

Receptions	Catches/Yards
Jock Sanders vs. Auburn/2009	12/115
David Saunders vs. Miami/1998	12/89
Shawn Foreman vs. Georgia Tech/1997	12/110
Pat Greene vs. Pitt/1997	12/205
Mickey Walczak vs. Syracuse/1981	12/84
Shawn Foreman vs. Missouri/1998	11/189
Tavon Austin vs. LSU/2011	11/187
David Saunders vs. Rutgers/1996	11/178
Tavon Austin vs. Maryland/2011	11/122
Tavon Austin vs. Pitt/2011	10/102
Jock Sanders vs. USF/2010	10/31
Noel Devine vs. Marshall/2010	10/62
Antonio Brown vs. Maryland/2001	10/108
Shawn Foreman vs. Boston College/1997	10/153
Rahsaan Vanterpool vs. Ball State/1994	10/115
Mark Raugh vs. Syracuse/1981	10/91
Oscar Patrick vs. Penn State/1968	10/190

All-Purpose Running

All-Purpose Running	Yards
Garrett Ford Sr. vs. Pitt/1965	356
Steve Slaton vs. Pitt/2006	345
Kay-Jay Harris vs. East Carolina/2004	337
Kerry Marbury vs. Temple/1971	323
Robert Gresham vs. Richmond/1969	312
Dustin Garrison vs. Bowling Green/2011	295
Tavon Austin vs. LSU/2011	289
Rahsaan Vanterpool vs. Pitt/1994	284
Amos Zereoue vs. Syracuse/1998	282
Avon Cobourne vs. East Carolina/2002	274
Tavon Austin vs. Louisville/2011	271
Danny Buggs vs. William & Mary/1972	268
Amos Zereoue vs. Tulsa/1998	257

-- includes rushing, receiving, kickoff return and punt return yards

Season Records

Receiving Yards	Catches/Yards
Stedman Bailey/2011	60/1,117
David Saunders/1996	76/1,043
Tavon Austin/2011	82/1,009
Chris Henry/2003	41/1,006
Shawn Foreman/1998	63/948
Shawn Foreman/1997	77/928
David Saunders/1998	77/883
Antonio Brown/2000	51/877
Chris Henry/2004	52/872
Reggie Rember/1989	47/850
Rahsaan Vanterpool/1994	50/849
Khori Ivy/2000	47/806



Tavon Austin

Receptions	Catches/Yards
Tavon Austin/2011	82/1,009
David Saunders/1998	77/883
Shawn Foreman/1997	77/928
David Saunders/1996	76/1,043
Jock Sanders/2009	72/688
Jock Sanders/2010	69/728
Darius Reynaud/2007	64/733
Mark Raugh/1981	64/601
Shawn Foreman/1998	63/948
Stedman Bailey/2011	60/1,117
Tavon Austin/2010	58/787
Jock Sanders/2008	53/462
Khori Ivy/1999	53/666
Chris Henry/2004	52/872
Antonio Brown/2000	51/877
Rich Hollins/1983	50/781
Oscar Patrick/1968	50/770
Antonio Brown/1999	50/462
Rahsaan Vanterpool/1994	50/849

Touchdown Receptions

Darius Reynaud/2007	12
Chris Henry/2004	12
Stedman Bailey/2011	11
Reggie Rember/1989	11
Chris Henry/2003	10
Cedric Thomas/1980	10
Tavon Austin/2010	8
Brandon Myles/2006	8
Shawn Foreman/1998	8
David Saunders/1998	8
Cedric Thomas/1977	8
Danny Buggs/1972	8
Jim Braxton/1970	8

All-Purpose Running	Rush/Rec/PR/KR/Yds
Steve Slaton/2006	1,744/306/0/0/2,104
Tavon Austin/2011	129/1,009/268/680/2,086
Avon Cobourne/2002	1,710/146/0/0/1,856
Amos Zereoue/1998	1,462/184/0/168/1,814
Noel Devine/2009	1,465/177/0/100/1,742
Amos Zereoue/1997	1,589/131/0/0/1,720
Rahsaan Vanterpool/1994	31/849/237/496/1,613
Willie Drewrey/1984	0/594/385/563/1,542

Career Records

Receptions	Yards/Catches
Jock Sanders/2007-10	1,980/206
David Saunders/1995-98	2,608/191
Shawn Foreman/1995-98	2,347/169
Khori Ivy/1997-2001	2,402/160
Tavon Austin/2009-11	1,947/155
Antonio Brown/1998-2001	1,905/155
Darius Reynaud/2005-07	1,550/133
Rahsaan Vanterpool/1993-96	2,022/126
Mark Raugh/1979-82	1,328/119
Darrell Miller/1978-82	1,799/111
Steve Lewis/1974-78	1,718/111
Cedric Thomas/1976-80	1,930/110
Rich Hollins/1980-83	1,968/104
Marshall Mills/1972-74	1,501/104

Touchdown Receptions

Cedric Thomas/1976-80	23
Chris Henry/2003-04	22
Darius Reynaud/2005-07	19
Khori Ivy/1997-2000	19
David Saunders/1995-98	18
Reggie Rember/1988-89	18
Shawn Foreman/1995-98	16
Rich Hollins/1981-83	16
Stedman Bailey/2010-11	15
Danny Buggs/1972-74	15
Jock Sanders/2007-10	14
Tavon Austin/2009-11	13
Brandon Myles/2004-06	13
Rahsaan Vanterpool/1993-96	12



Mountaineer Receivers



Receiving Yards	Catches/Yards
David Saunders/1995-98	191/2,608
Khori Ivy 1997-2000	160/2,402
Shawn Foreman/1995-98	169/2,347
Rahsaan Vanterpool/1993-96	126/2,022
Jock Sanders/2007-10	206/1,980
Rich Hollins/1980-83	104/1,968
Tavon Austin/2009-11	155/1,947
Cedric Thomas/1976-80	110/1,930
Antonio Brown/1998-2001	155/1,905
Chris Henry/2003-04	93/1,878
Darrell Miller/1978-82	111/1,799
Danny Buggs/1972-74	86/1,796

Class Records

Sophomore Receiving	Catches/Yards
David Saunders/1996	76/1,043
Stedman Bailey	60/1,117
Tavon Austin/2010	58/787
Jock Sanders/2008	53/462
Rahsaan Vanterpool/1994	50/849
Antonio Brown/1999	50/462
Steve Lewis/1976	48/737
Ivan McCartney/2011	46/561

Junior Passing

Geno Smith/2011	Comp./Att./Yards
Geno Smith/2011	291/448/3,741
Marc Bulger/1998	274/419/3,607
Major Harris/1989	142/245/2,058
Chad Johnston/1995	127/248/2,019
Jeff Hostetler/1982	137/292/1,916
Oliver Luck/1980	135/254/1,874

Junior Total Offense

Geno Smith/2011	Plays/Yards
Geno Smith/2011	494/3,662
Marc Bulger/1998	452/3,515
Pat White/2007	413/3,059
Major Harris/1989	400/2,994
Rasheed Marshall/2003	316/2,032
Jeff Hostetler/1982	347/1,995

Junior Receiving

Tavon Austin/2011	Catches/Yards
Tavon Austin/2011	82/1,009
Shawn Foreman/1997	77/928
Jock Sanders/2009	72/688
Darius Reynaud/2007	64/733
Khori Ivy/1999	53/666
Chris Henry/2004	52/872



Ivan McCartney (5)
Stedman Bailey (3)

All Purpose Yards	Rush/Rec/PR/KR	Yards
Noel Devine/2007-10	4,315/710/0/736	5,761
Avon Cobourne/1999-2002	5,164/459/0/0	5,623
Steve Slaton/2005-07	3,923/805/0/47	4,775
Amos Zereoue/1996-98	4,086/374/0/168	4,628
Pat White/2005-08	4,480/0/0/0	4,480
Arthur Owens/1972-75	2,648/149/52/1,122	3,971
Tavon Austin/2009-11	337/1,947/268/1,336	3,888
Rahsaan Vanterpool/1993-96	144/2,022/521/1,163	3,850
Robert Alexander/1977-80	2,456/551/0/568	3,575
Willie Drewrey/1981-84	20/935/1,191/1,362	3,508
Robert Gresham/1968-70	2,181/340/103/588	3,222
Darius Reynaud/2005-07	410/1,550/0/1,125	3,086
James Jett/1989-92	53/1,384/534/1,086	3,057

Career 100-Yard Games

- 9.....David Saunders
- 7.....**Stedman Bailey**, Shawn Foreman
- 6.....**Tavon Austin**, Danny Buggs, Chris Henry, Oscar Patrick, Rahsaan Vanterpool
- 5.....Jay Kearney
- 4.....Antonio Brown, Rich Hollins
- 3.....Zach Abraham, Phil Braxton, Khori Ivy, James Jett, Steve Lewis, Reggie Rember, Cedric Thomas
- 2.....Mike Baker, Robert Dunlevy, Miquelle Henderson, Ed Hill, **Ivan McCartney**, Darrell Miller, Calvin Phillips, Jerry Porter, Lovett Purnell, Darius Reynaud, John Talley
- 1.....Charles Becca, Anthony Becht, Jim Braxton, **Devon Brown**, Milton Clegg, Willie Drewrey, Greg Dykes, Terry Fairbanks, Travis Garvin, Pat Greene, Scott MacDonald, William Marker, Marshall Mills, Gary Mullen, Richard Rader, Jock Sanders, Harvey Smith, Brad Starks, Nathaniel Stephens, Randy Swinson, Thomas Yeater





3 Stedman Bailey
WR, 5-10, 190, r-So.
Miramar, Fla.

2011 Notes

- ✓ Second year as a starting wide receiver
- ✓ Through 11 games, ranks No. 13 in the NCAA, No. 1 in the BIG EAST, in receiving yards (101.5 yds./g); also tied for No. 51 in NCAA, tied for No. 3 in the BIG EAST, in receptions (5.5 p/game)
- ✓ Also No. 3 in the BIG EAST in TD scoring (6.0 ppg)
- ✓ Named the BIG EAST Offensive Player of the Week on Oct. 10
- ✓ Set school record for consecutive 100-yard receiving games (5); Maryland, LSU, Bowling Green, UConn and Syracuse
- ✓ Leads team with 11 TDs through 11 games
- ✓ Averages one TD on every 5.45 catches this season
- ✓ Named WVU's Offensive Player of the Week with 80 yards on three catches in win over Pitt, including a 63-yard touchdown reception, WVU's first score of the game
- ✓ Had his seventh 100-yard receiving game of season with 104 yards on six catches at Cincinnati
- ✓ Connected with Geno Smith on a 59-yard score at UC, the team's first TD of the day
- ✓ Had a game-best 118 yards on a career-best eight catches vs. Louisville
- ✓ Caught two TD passes against the Cards for his second multiple-score game of 2011
- ✓ Scored on a 9-yard grab at Rutgers
- ✓ Netted a game-best 130 receiving yards on seven catches at Syracuse
- ✓ Fought with two SU defenders for ball and scored a spectacular 64-yard touchdown
- ✓ Exploded against UConn, catching a game-best seven passes for a career-high 178 yards and two TDs
- ✓ Tallied an 84-yard TD reception, a career-long catch, against the Huskies, WVU's fifth-longest scoring reception from scrimmage in program history
- ✓ His 84-yard TD catch was WVU's longest since Tito Gonzalez' 79-yard TD (from Pat White) vs. Oklahoma in the 2008 Fiesta Bowl
- ✓ Had a game-best 112 receiving yards on four catches against Bowling Green
- ✓ Caught a career-best eight passes for 115 yards against LSU
- ✓ Caught a 20-yard TD against LSU, the team's first score of game
- ✓ Caught a career-high eight passes for 113 yards in start at Maryland, including an 18-yard TD
- ✓ One of three players to finish with over 100 yards receiving at Maryland, the first time three players have netted at least 100 yards on catches in WVU history and the first time since 1998 WVU has had multiple 100-yard receivers
- ✓ Paced the team with a game-best 76 receiving yards in season-opening win over Marshall

2011 Game-By-Game

Opponent	No.	Yards	Avg.	TDs	Lg
Marshall	5	76	15.2	1	28
Norfolk State	2	40	20.0	0	40
at Maryland	8	113	14.13	1	34
LSU	8	115	14.38	1	20
Bowling Green	4	112	28.0	0	33
UConn	7	178	25.43	2	84
at Syracuse	7	130	18.57	1	64
at Rutgers	2	51	25.5	1	32
Louisville	8	118	14.75	2	46
at Cincinnati	6	104	17.33	1	59
Pitt	3	80	26.7	0	63
at USF					
Totals	60	1,117	18.6	11	84

2010 Game-By-Game

Opponent	No.	Yards	Avg.	TDs	Lg
at Marshall	5	72	14.4	0	30
Maryland	4	60	15.0	2	26
at LSU	1	5	5.0	1	5
UNLV	1	17	17.0	0	17
USF	2	41	20.5	0	32
at UConn	4	36	9.0	0	20
at Pitt	1	9	9.0	0	9
Rutgers	2	16	8.0	0	11
NC State	4	61	15.3	1	32
Totals	24	317	13.2	4	32

2011 Single-Game Bests

Receptions.....	8 (3 times)
Receiving Yards.....	178 vs. UConn
Receiving Touchdowns.....	2 vs. UConn, Louisville
Long Reception.....	84 vs. UConn

Career Bests

Receptions.....	8 (3 times)
Receiving Yards.....	178 vs. UConn (11)
Receiving Touchdowns.....	2 (3 times)
Long Reception.....	84 vs. UConn (11)

Bailey's Receiving Statistics

Year	Games	No.	Yards	Avg.	TD	Long
2011	11	60	1,117	18.6	11	84
2010	13	24	317	13.2	4	32
Totals	24	84	1,434	17.1	15	84



5 Ivan McCartney
WR, 6-3, 178, So.
Miami, Fla.

2011 Notes

- ✓ Started 10 games at wide receiver
- ✓ Through 11 games, tied for No. 5 in the BIG EAST in receptions (4.2 per game) and No. 6 in receiving yards (51.0 yds./g)
- ✓ Caught four passes for 61 yards against Louisville
- ✓ Tallied a career-best 131 receiving yards against UConn, including a 51-yard catch, also a career best
- ✓ Grabbed a game-best five catches for 54 yards against Bowling Green
- ✓ Connected with Geno Smith on a 33-yard TD, WVU's first of the game, against the Falcons
- ✓ Tallied 59 yards on six catches in against LSU
- ✓ Caught a career-best eight catches for 101 yards, in second career start at Maryland
- ✓ One of three players to finish with over 100 yards receiving at Maryland, the first time three players have netted at least 100 yards on catches in WVU history and the first time since 1998 WVU has had multiple 100-yard receivers
- ✓ Earned first career start against Norfolk State
- ✓ Caught four passes for 79 yards, including a 39-yard TD, against Norfolk State
- ✓ Recorded first career touchdown and five receptions in season-opening win over Marshall

2011 Game-By-Game

Opponent	No.	Yards	Avg.	TDs	Lg
Marshall	5	31	6.2	1	9
Norfolk State	4	79	19.75	1	39
at Maryland	8	101	12.63	0	36
LSU	6	59	9.83	0	20
Bowling Green	5	54	10.8	1	33
UConn	6	131	21.83	0	51
at Syracuse	1	9	9.0	0	9
at Rutgers	2	11	5.5	0	7
Louisville	4	61	15.25	0	46
at Cincinnati	2	20	10.0	0	17
Pitt	3	5	1.67	0	5
at USF					
Totals	46	561	12.2	3	51

2011 Single-Game Bests

Receptions.....	8 at Maryland
Receiving Yards.....	131 vs. UConn
Receiving Touchdowns.....	1 (3 times)
Long Reception.....	51 vs. UConn

Career Bests

Receptions.....	8 at Maryland (11)
Receiving Yards.....	131 vs. UConn (11)
Receiving Touchdowns.....	1 (3 times)
Long Reception.....	51 vs. UConn (11)

McCartney's Receiving Statistics

Year	Games	No.	Yards	Avg.	TD	Long
2011	11	46	561	12.2	3	51
2010	12	1	4	4.0	0	4
Totals	23	47	565	12.0	3	51



Mountaineer Receivers



80 Ryan Nehlen
WR, 6-2, 203, r-Jr.
Morgantown, W.Va.

2011 Notes

- ✓ Adds depth at wide receiver
- ✓ Given the Tom Nickolich Award, WVU's top walk-on
- ✓ Awarded scholarship after spring
- ✓ Used on special teams
- ✓ Has caught one pass in each of the last two games
- ✓ Caught a career best 21-yard reception in UConn win
- ✓ Caught first career TD, a 15-yard strike, against Bowling Green; score came against team grandfather Don Nehlen once coached
- ✓ Saw playing time against LSU
- ✓ Caught first career catch, converting a third-down attempt with a huge 13-yard fourth quarter reception, at Maryland; catch kept drive alive and lead to victory-preserving field goal
- ✓ Earned first career start against Marshall

2011 Game-By-Game

Opponent	No.	Yards	Avg.	TDs	Lg
Marshall	0	0	0	0	0
Norfolk State	0	0	0	0	0
at Maryland	1	13	13.0	0	13
LSU	0	0	0	0	0
Bowling Green	1	15	15	1	15
UConn	1	21	21.0	0	21
at Syracuse	0	0	0	0	0
at Rutgers	0	0	0	0	0
Louisville	1	7	7.0	0	7
at Cincinnati	1	8	8.0	0	8
Pitt	0	0	0	0	0
at USF					
Totals	5	64	12.8	1	21

2011 Single-Game Bests

Receptions.....1 (5 times)
Receiving Yards.....21 vs. UConn
Receiving Touchdowns.....1 vs. Bowling Green
Long Reception.....21 vs. UConn

Career Bests

Receptions.....1 (5 times)
Receiving Yards.....21 vs. UConn (11)
Receiving Touchdowns.....1 vs. Bowling Green (11)
Long Reception.....21 vs. UConn (11)

Nehlen's Receiving Statistics

Year	Games	No.	Yards	Avg.	TD	Long
2011	11	5	64	12.8	1	21
2010	6	0	0	0	0	0
2009	2	0	0	0	0	0
Totals	19	5	64	12.8	1	21



89 Tyler Urban
IR, 6-5, 251, Sr.
N. Huntingdon, Pa.

2011 Notes

- ✓ Starter at inside receiver
- ✓ Played tight end for his first three years
- ✓ Played in 48 career games and started 22
- ✓ Had a season- and career-best day against Pitt, snagging four catches and a season high 41 yards, including a season-long catch of 19 yards
- ✓ Caught two passes for 19 yards at Cincinnati, including a long catch of 15 yards
- ✓ Crucial cog in WVU's passing game at Rutgers, making two tough catches for 29 yards
- ✓ Nabbed a season long 19-yard catch vs. UConn
- ✓ Tallied a 14-yard reception against Bowling Green
- ✓ Caught a career-best three passes, including a 12-yard TD, against LSU
- ✓ 16-yard reception against LSU was longest since 2009
- ✓ Connected with Geno Smith for a 12-yard TD against Norfolk State, his first score of 2011
- ✓ Earned playing time against Marshall

2011 Game-By-Game

Opponent	No.	Yards	Avg.	TDs	Lg
Marshall	1	8	8.0	0	8
Norfolk State	2	20	10.0	1	12
at Maryland	1	3	3.0	0	3
LSU	3	33	11.0	1	16
Bowling Green	1	14	14.0	0	14
UConn	2	25	12.5	0	19
at Syracuse	0	0	0	0	0
at Rutgers	2	29	14.5	0	16
Louisville	1	18	18.0	0	18
at Cincinnati	2	19	9.5	0	15
Pitt	4	41	10.25	0	19
at USF					
Totals	19	210	11.1	2	19

2010 Game-By-Game

Opponent	No.	Yards	Avg.	TDs	Lg
Coastal Carolina	2	5	2.5	0	4
Cincinnati	1	2	2.0	0	2
Totals	3	7	2.5	0	4

2009 Game-By-Game

Opponent	No.	Yards	Avg.	TDs	Lg
Liberty	2	49	24.5	0	33
at Colorado	1	9	9.0	0	9
at Syracuse	1	14	14.0	0	14
UConn	1	1	1.0	1	1
at USF	1	8	8.0	0	8
Louisville	2	28	14.0	0	22
at Cincinnati	1	4	4.0	0	4
Pitt	1	4	4.0	0	4
Totals	10	117	11.7	1	33

2008 Game-By-Game

Opponent	No.	Yards	Avg.	TDs	Lg
Rutgers	1	25	25.0	1	25
USF	1	12	12.0	1	12
vs. UNC	2	42	21.0	0	23
Totals	4	79	19.8	2	25

2011 Single-Game Bests

Receptions.....4 vs. Pitt
Receiving Yards.....41 vs. Pitt
Receiving Touchdowns.....1 vs. Norfolk State, LSU
Long Reception.....19 vs. UConn, Pitt

Career Bests

Receptions.....4 vs. Pitt (11)
Receiving Yards.....49 vs. Liberty (09)
Receiving Touchdowns.....1 (5 times)
Long Reception.....33 vs. Liberty (09)

Urban's Receiving Statistics

Year	Games	No.	Yards	Avg.	TD	Long
2011	11	19	210	11.1	2	19
2010	11	3	7	2.3	0	4
2009	13	10	117	11.7	1	33
2008	13	4	79	19.8	2	25
Totals	48	36	413	11.5	5	33



81 J.D. Woods
WR, 6-0, 195, r-Jr.
Naples, Fla.

2011 Notes

- ✓ Adds depth at wide receiver
- ✓ Also used on special teams
- ✓ Saw action against LSU and at Maryland
- ✓ Caught two passes, his first receptions of 2011, against Norfolk State
- ✓ Saw action against Marshall

2011 Game-By-Game

Opponent	No.	Yards	Avg.	TDs	Lg
Marshall	0	0	0	0	0
Norfolk State	2	14	7.0	0	8
at Maryland	0	0	0	0	0
LSU	0	0	0	0	0
Bowling Green				DNP	
UConn	0	0	0	0	0
at Syracuse				DNP	
at Rutgers				DNP	
Louisville	0	0	0	0	0
at Cincinnati				DNP	
Pitt	0	0	0	0	0
at USF					
Totals	2	14	7.0	0	8

2010 Game-By-Game

Opponent	No.	Yards	Avg.	TDs	Lg
Coastal Carolina	2	10	5.0	1	6
at Marshall	1	19	19.0	0	19
at LSU	1	10	10.0	0	10
USF	3	38	12.7	0	19
Syracuse	4	52	13.0	0	17
at Louisville	2	32	16.0	0	19
Rutgers	3	30	10.0	0	21
NC State	2	14	7.0	0	11
Totals	18	205	11.4	1	21

2011 Single-Game Bests

Receptions.....2 vs. Norfolk State
Receiving Yards.....14 vs. Norfolk State
Receiving Touchdowns.....0
Long Reception.....8 vs. Norfolk State

Career Bests

Receptions.....4 vs. Syracuse (10)
Receiving Yards.....52 vs. Syracuse (10)
Receiving Touchdowns.....1 vs. Coastal Carolina (10)
Long Reception.....21 vs. Rutgers (10)

Woods' Receiving Statistics

Year	Games	No.	Yards	Avg.	TD	Long
2011	7	2	14	7.0	0	8
2010	13	18	205	11.4	1	21
2009	4	0	0	0	0	0
Totals	24	20	219	10.9	1	21





2 Brad Starks
WR, 6-3, 193, r-Sr.
Unionville, Va.

2011 Notes

- ✓ Has played in 42 career games
- ✓ Through 11 games, ranks second on team with four receiving TDs
- ✓ Did not play at Cincinnati or Pitt after sustaining knee injury against Louisville
- ✓ Stellar day at Rutgers, tallying a career-best 128 all-purpose yards, including a season-best 45 yards on five catches, also a season high
- ✓ Turned only catch at Syracuse into a score, connecting with Geno Smith for a 25-yard TD, his third score in as many games
- ✓ Elevated spectacularly for a 22-yard touchdown against UConn
- ✓ Talled his second score of the season with a six-yard reception against Bowling Green
- ✓ Grabbed three passes for 24 yards against LSU
- ✓ Made one catch against Norfolk State count, as he connected with Paul Millard on a 30-yard TD strike; score was his first of season and Millard's first of his career

2011 Game-By-Game

Opponent	No.	Yards	Avg.	TDs	Lg
Marshall	1	11	11.0	0	11
Norfolk State	1	30	30.0	1	30
at Maryland		DNP			
LSU	3	24	8.0	0	10
Bowling Green	1	6	6.0	1	6
UConn	1	22	22.2	1	22
at Syracuse	1	25	25.0	1	25
at Rutgers	5	45	9.0	0	23
Louisville	1	11	11.0	0	11
at Cincinnati		DNP			
Pitt		DNP			
at USF					
Totals	14	174	12.4	4	30

2010 Game-By-Game

Opponent	No.	Yards	Avg.	TDs	Lg
UNLV	4	100	25.0	3	48
USF	2	45	22.5	1	31
Syracuse	3	38	12.7	0	15
at UConn	3	35	11.7	0	14
Cincinnati	4	39	9.8	0	14
at Louisville	1	4	4.0	0	4
at Pitt	0	0	0.0	0	0
Rutgers	2	56	28.0	0	46
NC State	0	0	0.0	0	0
Totals	19	317	16.7	4	48

2009 Game-By-Game

Opponent	No.	Yards	Avg.	TDs	Lg
Liberty	2	34	17.0	0	21
East Carolina	5	76	15.2	0	55
at Auburn	2	65	32.5	0	58
Colorado	3	68	22.7	1	48
at Syracuse	2	53	26.5	0	27
Marshall	3	(-1)	0.0	0	5
Connecticut	1	7	7.0	0	7
at USF	1	7	7.0	0	7
at Cincinnati	5	58	11.6	1	17
Pitt	2	16	8.0	0	11
Florida State	3	30	10.0	0	14
Totals	29	405	13.9	2	58

2008 Game-By-Game

Opponent	No.	Yards	Avg.	TDs	Lg
Villanova	1	3	3.0	0	3
at East Carolina	2	24	10.4	0	13
at Colorado	1	(-7)	0.0	0	0
Marshall	0	0	0.0	0	0
Cincinnati	2	32	16.0	0	24
at Louisville	3	17	5.7	0	7
at Pitt	4	38	9.5	0	24
USF	0	0	0.0	0	0
North Carolina	4	61	15.3	1	35
Totals	17	168	9.9	1	35

2011 Single-Game Bests

Receptions.....5 at Rutgers
Receiving Yards.....45 at Rutgers
Receiving Touchdowns.....1 (4 times)
Long Reception.....30 vs. Norfolk State

Career Bests

Receptions.....5 (2 times)
Receiving Yards.....100 vs. UNLV (10)
Receiving Touchdowns.....3 vs. UNLV (10)
Long Reception.....58 at Auburn (09)



4 Devon Brown
IR, 5-10, 188, r-Sr.
Ashburn, Va.

2011 Notes

- ✓ Adds depth at inside receiver
- ✓ Two catches for 25 yards in win at Cincinnati
- ✓ Third on team with five catches against Louisville
- ✓ Two catches for 36 yards at Syracuse
- ✓ Caught two passes for 13 yards in UConn win
- ✓ Earned start against LSU
- ✓ Talled 13 yards on two catches at Maryland
- ✓ Exploded against Norfolk State, catching four passes for a game- and career-best 109 yards
- ✓ Connected with Geno Smith for an 18-yard score against Norfolk State, his first TD in a WVU uniform
- ✓ Team best 55-yard reception against Norfolk State was a career long
- ✓ Caught four passes against Marshall in first career WVU game

2011 Game-By-Game

Opponent	No.	Yards	Avg.	TDs	Lg
Marshall	4	42	10.5	0	18
Norfolk State	4	109	27.25	1	55
at Maryland	2	13	6.5	0	8
LSU	1	10	10.0	0	10
Bowling Green	0	0	0.0	0	0
UConn	2	13	6.5	0	8
at Syracuse	2	36	18.0	0	19
at Rutgers	0	0	0.0	0	0
Louisville	5	49	9.8	0	16
at Cincinnati	2	25	12.5	0	15
Pitt	1	9	9.0	0	9
at USF					
Totals	23	306	13.3	1	55

2011 Single-Game Bests

Receptions.....5 vs. Louisville
Receiving Yards.....109 vs. Norfolk State
Receiving Touchdowns.....1 vs. Norfolk State
Long Reception.....55 vs. Norfolk State



85 Willie Milhouse
IR, 6-1, 202, r-Sr.
Waldorf, Md.

2011 Notes

- ✓ Adds depth at inside receiver
- ✓ Caught a 24-yard pass at Cincinnati, his third-longest reception of season
- ✓ Talled two catches against Louisville
- ✓ Finished with a career-best two catches at Syracuse, including a career long 43-yard reception; became fifth Mountaineer receiver to catch a pass of 40 yards or better this season
- ✓ Saw playing time against UConn
- ✓ Netted an 11-yard reception against Bowling Green
- ✓ Saw playing time against LSU
- ✓ Kept second-quarter drive alive at Maryland, catching an 11-yard pass that eventually led to WVU's third offensive TD of the game
- ✓ Saw action against Norfolk State
- ✓ Saw first career action in WVU uniform against Marshall, catching one pass for 29 yards

2011 Game-By-Game

Opponent	No.	Yards	Avg.	TDs	Lg
Marshall	1	29	29.0	0	29
Norfolk State	0	0	0.0	0	0
at Maryland	1	11	11.0	0	11
LSU	1	8	8.0	0	8
Bowling Green	1	11	11.0	0	11
UConn	1	1	1.0	0	1
at Syracuse	2	46	23.0	0	43
at Rutgers	0	0	0.0	0	0
Louisville	2	19	9.5	0	12
at Cincinnati	1	24	24.0	0	24
Pitt	0	0	0.0	0	0
at USF					
Totals	10	149	14.9	0	43

2011 Single-Game Bests

Receptions.....2 at Syracuse, vs. Louisville
Receiving Yards.....46 at Syracuse
Receiving Touchdowns.....0
Long Reception.....43 at Syracuse

Milhouse's Receiving Statistics

Year	Games	No.	Yards	Avg.	TD	Long
2011	11	10	149	14.9	0	43



Mountaineer Offensive Line

WEST VIRGINIA



64 Don Barclay
LT, 6-4, 310, r-Sr.
Cranberry Tnshp., Pa.

2011 Notes

- ✓ Three-year starter at left tackle
- ✓ Has played in 50 career games and started a team-best 38
- ✓ Has seen action in 799 plays this season, a high for the offense
- ✓ Had four knockdowns on 61 plays in Pitt win
- ✓ Registered four knockdowns on 75 plays at Cincinnati
- ✓ Had three knockdowns on 78 plays against Louisville
- ✓ Had five knockdowns and saw time on 68 plays in win at Rutgers
- ✓ Had three knockdowns on 65 plays at Syracuse
- ✓ Registered a season- and team-best six knockdowns on 79 plays against UConn
- ✓ Three knockdowns on 71 plays against BGSU
- ✓ Used on a season-high 87 plays against LSU and had two knockdowns
- ✓ Used on 82 plays at Maryland and tied for team high with five knockdowns
- ✓ Five knockdowns on 68 plays against Norfolk St.
- ✓ Three knockdowns on 65 plays against Marshall



55 Tyler Rader
RG, 6-3, 296, r-Sr.
Cross Lanes, W.Va.

2011 Notes

- ✓ Made his first career start at right guard against Marshall; has started every game this season
- ✓ Played in 14 career games
- ✓ Tallied one knockdown on 27 plays in Pitt win
- ✓ Had two knockdowns on 55 plays at Cincinnati
- ✓ Saw action on 66 plays against Louisville
- ✓ Two knockdowns on 32 plays in Rutgers win
- ✓ Three knockdowns on 54 plays at Syracuse
- ✓ Two knockdowns on 79 plays against UConn
- ✓ Two knockdowns on 63 plays against Bowling Green
- ✓ Five knockdowns on season-high 87 plays vs. LSU
- ✓ Team-high five knockdowns on 74 plays at Maryland
- ✓ Four knockdowns on 80 plays against Norfolk St.
- ✓ Three knockdowns on 65 plays against Marshall



57 Jeff Braun
LG, 6-4, 322, r-Jr.
Westminster, Md.

2011 Notes

- ✓ Started at right tackle in 2010
- ✓ Moved to left guard after spring when Josh Jenkins was injured
- ✓ Has started every game at left guard in 2011
- ✓ Tallied three knockdowns on 61 plays in Pitt win
- ✓ Had two knockdowns on 62 plays at Cincinnati
- ✓ Registered five knockdowns on 73 plays vs. Louisville; also saw time at center
- ✓ Recorded team-best knockdowns for second straight game, earning six at Rutgers on 68 plays
- ✓ Tallied team-best six knockdowns on 65 plays at Syracuse
- ✓ Two knockdowns on 72 plays in UConn win
- ✓ Team-high five knockdowns on 65 plays against Bowling Green
- ✓ Four knockdowns on season-high 87 plays vs. LSU
- ✓ Three knockdowns on 82 plays at Maryland
- ✓ Four knockdowns on 65 plays against Norfolk St.
- ✓ Two knockdowns on 64 plays against Marshall



76 Pat Eger
RT, 6-6, 301, r-Fr.
Clairton, Pa.

2011 Notes

- ✓ Made his first career start at right tackle against Marshall; has started every game this season
- ✓ Played in 14 career games
- ✓ Saw action on 27 plays in Pitt win
- ✓ Tallied two knockdowns on 75 plays at Cincinnati
- ✓ Had three knockdowns on 78 plays against Louisville
- ✓ Two knockdowns on 68 plays at Rutgers
- ✓ Two knockdowns on 65 plays at Syracuse
- ✓ Saw action on 42 offensive plays in UConn win
- ✓ One knockdown on 77 plays against BGSU
- ✓ Two knockdowns on 67 plays against LSU
- ✓ Two knockdowns on 82 plays at Maryland
- ✓ Four knockdowns on 68 plays against Norfolk St.
- ✓ Two knockdowns on 65 plays against Marshall



74 Joe Madsen
C, 6-4, 301, r-Jr.
Chardon, Ohio

2011 Notes

- ✓ Returns for his third year as the starting center
- ✓ Also will be used on special teams
- ✓ Has started all 36 games in which he played during his career
- ✓ Ranks second on the offense and has seen action on 797 plays this season
- ✓ Named WVU Offensive Player of the Week against Maryland
- ✓ Had a team-high five knockdowns on 64 plays in Pitt win
- ✓ Had a team-best five knockdowns on 75 plays at Cincinnati
- ✓ Registered two knockdowns on 78 plays vs. Louisville
- ✓ Five knockdowns on 68 plays in Rutgers win
- ✓ Four knockdowns on 65 plays at Syracuse
- ✓ Five knockdowns on 77 plays against UConn
- ✓ Four knockdowns on 71 plays against BGSU
- ✓ Team-best seven knockdowns on season-high 87 plays against LSU
- ✓ Four knockdowns on 68 plays against Norfolk St.
- ✓ Team-high five knockdowns on 65 plays vs. Marshall



67 Quinton Spain
RT, 6-5, 338, r-Fr.
Petersburg, Va.

2011 Notes

- ✓ Adds depth at either tackle position
- ✓ Had two knockdowns on 34 plays in Pitt win
- ✓ Had one knockdown on 33 plays at Cincinnati
- ✓ Recorded one knockdown on 17 plays against Louisville
- ✓ Three knockdowns on 36 plays in Rutgers win
- ✓ Had one knockdown on 11 plays at Syracuse
- ✓ Career-best two knockdowns on 44 plays, also a career high, in UConn win
- ✓ One knockdown on 20 offensive plays against Bowling Green
- ✓ One knockdown on 20 plays against LSU
- ✓ Saw increased action against LSU after Eger went down
- ✓ Saw action on eight plays at Maryland
- ✓ Used on three plays against Norfolk State before sustaining ankle injury
- ✓ Used on six plays against Marshall





11

Bruce Irvin
DE, 6-3, 245, Sr.
Atlanta, Ga.

2011 Notes

- ✓ Pass rushing specialist for West Virginia
- ✓ Tied for No. 3 in the BIG EAST in sacks and tied for No. 25 nationally
- ✓ Tied for No. 5 in the BIG EAST in tackles for loss and tied for No. 30 nationally
- ✓ Leads WVU in both tackles for loss (14) and sacks (7.5) for the season; also tied for the team lead with two forced fumbles
- ✓ No. 4 on WVU's career sack chart (21.5)
- ✓ Collected a career-high seven tackles, tied for a game high with one forced fumble and had two sacks versus Pitt
- ✓ Recorded team highs with one sack and one forced fumble at Cincinnati; also had four total tackles and two tackles for loss
- ✓ Finished with game-high honors with three tackles for loss and two sacks against Louisville
- ✓ Tied a career high with four tackles against UConn; also tied for game highs in tackles for loss and sacks with 1.5
- ✓ Had four tackles and one tackle for loss against Bowling Green
- ✓ Four tackles and had a game-high 1.5 tackles for loss against LSU
- ✓ Recorded three tackles and one tackle for loss at Maryland
- ✓ Had three tackles, including a tackle for loss, against Norfolk State
- ✓ Recorded three tackles and one sack in first career start at defensive end against Marshall

2011 Game-By-Game

Opponent	S	AT	TT	TFLs	Sacks	FF	FR	Int	PBU
Marshall	1	2	3	1/7	1/7	0	0	0	0
Norfolk State	1	2	3	1/2	0	0	0	0	0
at Maryland	2	1	3	1/1	0	0	0	0	0
LSU	1	3	4	1.5/9	0	0	0	0	0
Bowling Green	3	1	4	1/2	0	0	0	0	0
UConn	3	1	4	1.5/13	1.5/13	0	0	0	0
at Syracuse	0	0	0	0	0	0	0	0	0
at Rutgers	0	0	0	0	0	0	0	0	0
Louisville	4	2	6	3/19	2/15	0	0	0	0
at Cincinnati	4	0	4	2/17	1/15	1	0	0	0
Pitt	5	2	7	2/10	2/10	1	0	0	0
at USF									
Totals	24	14	38	14/84	7.5/64	2	0	0	0

2010 Game-By-Game

Opponent	S	AT	TT	TFLs	Sacks	FF	FR	Int	PBU
Coastal	0	1	1	0/0	0/0	0	0	0	0
at Marshall	1	1	2	0/0	0/0	0	0	0	0
Maryland	4	0	4	3/22	3/22	1	0	0	1
at LSU	0	1	1	0/0	0/0	0	0	0	0
UNLV	1	0	1	1/8	1/8	0	0	0	0
USF	1	0	1	1/2	1/2	0	0	0	0
Syracuse	0	0	0	0	0	0	0	0	0
at UConn	3	0	3	2/10	2/10	0	0	0	0
Cincinnati	1	0	1	1/8	1/8	0	0	0	0
at Louisville	3	0	3	2/17	2/17	0	0	0	0
at Pitt	0	0	0	0	0	0	0	0	0
Rutgers	2	0	2	2/14	2/14	0	0	0	0
NC State	2	0	2	2/7	2/7	1	0	0	0
Totals	16	3	19	14/88	14/88	2	0	0	1

Irvin's Defensive Statistics

Year	GP	T	A	TT	TFL	Sacks	PBU	FF	FR
2011	11	25	13	38	14/84	7.5/64	0	2	0
2010	13	18	3	21	14/88	14/88	1	2	0
Totals	24	42	17	59	28	21.5	1	4	0

2011 Single-Game Bests

Unassisted Tackles.....	5 vs. Pitt
Assisted Tackles.....	3 vs. LSU
Total Tackles.....	7 vs. Pitt
Tackles For Loss.....	3 vs. Louisville
Sacks.....	2 vs. Louisville, Pitt
Forced Fumbles.....	1 at Cincinnati, vs. Pitt
Fumble Recoveries.....	0
Pass Breakups.....	0

Career Bests

Unassisted Tackles.....	5 vs. Pitt (11)
Assisted Tackles.....	3 vs. LSU (11)
Total Tackles.....	7 vs. Pitt (11)
Tackles For Loss.....	3 vs. Maryland (10); vs. Louisville (11)
Sacks.....	3 vs. Maryland (10)
Forced Fumbles.....	1 (4 times)
Fumble Recoveries.....	0
Pass Breakups.....	1 vs. Maryland (10)



97 **Julian Miller**
DT, 6-4, 268, r-Sr.
Columbus, Ohio

2011 Notes

- ✓ Anchors the West Virginia defensive line
- ✓ No. 1 in the BIG EAST and tied for No. 15 nationally in fumbles recovered; tied for No. 7 in the BIG EAST in forced fumbles
- ✓ No. 2 on WVU's career sack chart (27.5)
- ✓ No. 2 on WVU's career tackles for loss list (40.5)
- ✓ Leads the team with three fumble recoveries; also tied for the team lead with two forced fumbles
- ✓ In last career home game versus Pitt, named WVU Defensive Player of the Week for his career- and game-high performance of 12 tackles, four sacks and nine solo tackles
- ✓ Named BIG EAST Defensive Player of the Week on Nov. 14 after performance at Cincinnati
- ✓ Tied a season high with seven tackles, scored first-career touchdown on fumble recovery, had game-high four assisted tackles and one pass breakup at Cincinnati
- ✓ Collected five tackles, including two tackles for loss and assisted on a sack against Louisville
- ✓ Recovered a game-high two fumbles and assisted on five tackles at Rutgers
- ✓ Season-high five solo tackles at Syracuse
- ✓ Assisted on a sack against UConn
- ✓ Recorded seven tackles and tied for a game high with one sack and one forced fumble against Bowling Green; game-high 1.5 tackles for loss
- ✓ Had six tackles and a forced fumble at Maryland
- ✓ Played defensive tackle for the first time in his career against Marshall

Miller's Defensive Statistics

Year	GP	T	A	TT	TFL	Sacks	PBU	FF	FR
2011	11	25	26	51	9/28	6/24	1	2	3
2010	13	28	26	54	14/47	9/33	3	1	0
2009	13	30	23	53	14/69	9/61	3	1	0
2008	13	11	10	21	3.5/35	3.5/35	3	0	1
Totals	50	94	85	179	40.5	27.5	10	4	4

2011 Game-By-Game

Opponent	S	AT	TT	TFLs	Sacks	FF	FR	Int	PBU
Marshall	0	0	0	0	0	0	0	0	0
Norfolk State	0	1	1	0.5/1	0	0	0	0	0
at Maryland	4	2	6	0.5/1	0	1	0	0	0
LSU	1	1	2	0	0	0	0	0	0
Bowling Green	2	5	7	1.5/7	1/7	1	0	0	0
UConn	0	1	1	0.5/2	0.5/2	0	0	0	0
at Syracuse	5	0	5	0	0	0	0	0	0
at Rutgers	0	5	5	0	0	0	2	0	0
Louisville	1	4	5	2/4	0.5/2	0	0	0	0
at Cincinnati	3	4	7	0	0	0	1	0	1
Pitt	9	3	12	4/13	4/13	0	0	0	0
at USF									
Totals	16	23	39	5/15	2/11	2	3	0	1

2010 Game-By-Game

Opponent	S	AT	TT	TFLs	Sacks	FF	FR	Int	PBU
Coastal	1	5	6	1/2	0	0	0	0	1
at Marshall	0	0	0	0/0	0	0	0	0	0
Maryland	1	1	2	1/4	1/4	0	0	0	1
at LSU	0	0	0	0	0	0	0	0	0
UNLV	2	4	6	0.5/2	0.5/2	0	0	0	1
USF	2	3	5	2/6	1/2	0	0	0	0
Syracuse	0	5	5	0/0	0	0	0	0	0
at UConn	6	3	9	1/2	0	0	0	0	0
Cincinnati	3	1	4	1.5/4	1.5/4	0	0	0	0
at Louisville	4	2	6	2/6	0/0	0	0	0	0
at Pitt	3	1	4	1/5	1/5	1	0	0	0
Rutgers	3	0	3	3/10	3/10	0	0	0	0
NC State	3	1	4	1/6	1/6	0	0	0	0
Totals	28	26	54	14/47	9/33	1	0	0	3

2009 Game-By-Game

Opponent	S	AT	TT	TFLs	Sacks	FF	FR	Int	PBU
Liberty	3	4	7	3/10	2.5/9	0	0	0	0
East Carolina	0	3	3	0/0	0	0	0	0	0
at Auburn	2	2	4	1/1	0	0	0	0	0
Colorado	2	1	3	1/10	1/10	0	0	0	0
at Syracuse	2	0	2	0	0	0	0	0	0
Marshall	2	3	5	1/4	1/4	1	0	0	1
UConn	2	1	3	0/0	0	0	0	0	0
at USF	3	2	5	2.5/6	1/4	0	0	0	0
Louisville	5	1	6	3/19	3/19	0	0	0	1
at Cincinnati	1	2	3	0.5/1	0	0	0	0	0
Pitt	3	1	4	0.5/5	0.5/5	0	0	0	0
at Rutgers	2	2	4	0.5/2	0	0	0	0	1
Fla. State	3	1	4	1/1	0	0	0	0	0
Totals	30	23	53	14/69	9/61	1	0	0	3

2008 Game-By-Game

Opponent	S	AT	TT	TFLs	Sacks	FF	FR	Int	PBU
Villanova	1	2	3	0	0	0	0	0	0
at E. Carolina	1	0	1	0/0	0	0	0	0	0
at Colorado	0	0	0	0	0	0	0	0	1
Rutgers	0	0	0	0	0	0	0	0	1
Syracuse	0	3	3	0	0	0	0	0	1
Auburn	1	0	1	0	0	0	0	0	0
Cincinnati	1	1	2	1.5/17	1.5/17	0	0	0	0
at Louisville	3	0	3	2/18	2/18	0	1	0	0
at Pitt	3	1	4	0	0	0	0	0	0
USF	0	1	1	0	0	0	0	0	0
UNC	1	2	3	0	0	0	0	0	0
Totals	11	10	21	3.5/35	3.5/35	0	1	0	3



Mountaineer Defensive Line



2011 Single-Game Bests

Unassisted Tackles.....	9 vs. Pitt
Assisted Tackles.....	5 vs. Bowling Green, at Rutgers
Total Tackles.....	12 vs. Pitt
Tackles For Loss.....	4 vs. Pitt
Sacks.....	4 vs. Pitt
Forced Fumbles.....	1 (2 times)
Fumble Recoveries.....	2 at Rutgers
Pass Breakups.....	1 at Cincinnati

Career Bests

Unassisted Tackles.....	9 vs. Pitt (11)
Assisted Tackles.....	5 (4 times)
Total Tackles.....	12 vs. Pitt (11)
Tackles For Loss.....	4 vs. Pitt (11)
Sacks.....	4 vs. Pitt (11)
Forced Fumbles.....	1 (4 times)
Fumble Recoveries.....	2 at Rutgers (11)
Pass Breakups.....	1 (10 times)



99 Jorge Wright
NT, 6-2, 289, r-Jr.
Miami, Fla.

2011 Notes

- ✓ Experienced nose tackle that has started 10 games during the 2011 season
- ✓ Tied a career high with one sack and one tackle for loss versus Pitt
- ✓ Collected three tackles at Cincinnati
- ✓ Had five tackles vs. Louisville, including assisting on a sack; tied career high for tackles
- ✓ Recorded a career-high five tackles at Rutgers
- ✓ Tied a career high with four tackles at Syracuse; also set a career high with four solo tackles
- ✓ Recorded one solo tackle against UConn
- ✓ Had two tackles against Bowling Green
- ✓ Recorded three solo tackles against LSU
- ✓ Had a career-high four tackles at Maryland
- ✓ Recorded three total tackles and assisted on a tackle for loss against Norfolk State
- ✓ Had three tackles against Marshall

2011 Game-By-Game

Opponent	S	AT	TT	TFLs	Sacks	FF	FR	Int	PBU
Marshall	1	2	3	1/7	0	0	0	0	0
Norfolk State	1	2	3	0.5/1	0	0	0	0	0
at Maryland	1	3	4	0.5/1	0	0	0	0	0
LSU	3	0	3	0	0	0	0	0	0
Bowling Green	1	1	2	0	0	0	0	0	0
UConn	1	0	1	0	0	0	0	0	0
at Syracuse	4	0	4	0	0	0	0	0	0
at Rutgers	3	2	5	0	0	0	0	0	0
Louisville	1	4	5	0.5/3	0.5/3	0	0	0	0
at Cincinnati	1	2	3	0	0	0	0	0	0
Pitt	1	1	2	1/7	1/7	0	0	0	0
at USF									
Totals	17	16	33	2.5/11	0.5/3	0	0	0	0

2010 Game-By-Game

Opponent	S	AT	TT	TFLs	Sacks	FF	FR	Int	PBU
Coastal	0	1	1	0.5/2	0	0	0	0	0
at Marshall	1	0	1	0	0	1	0	0	0
Maryland	1	1	2	0	0	0	0	0	0
at LSU	0	3	3	0	0	0	0	0	0
UNLV	1	1	2	1/2	0	0	0	0	0
Syracuse	0	1	1	0	0	0	0	0	0
NC State	0	0	0	0	0	1	0	0	0
Totals	3	7	10	1.5/4	0	2	0	0	0

2009 Game-By-Game

Opponent	S	AT	TT	TFLs	Sacks	FF	FR	Int	PBU
East Carolina	1	1	2	0/0	0	0	0	0	0
at Syracuse	2	0	2	1/2	1/2	0	0	0	0
UConn	1	0	1	0/0	0	0	0	0	0
at USF	0	1	1	0	0	0	0	0	0
Louisville	3	0	3	1/2	0	0	0	0	0
Fla. State	1	0	1	0	0	0	0	0	0
Totals	8	2	10	2/4	1/2	0	0	0	0

2011 Single-Game Bests

Unassisted Tackles.....	4 at Syracuse
Assisted Tackles.....	4 vs. Louisville
Total Tackles.....	5 at Rutgers, vs. Louisville
Tackles For Loss.....	1 vs. Marshall, vs. Pitt
Sacks.....	1 vs. Pitt
Forced Fumbles.....	0
Fumble Recoveries.....	0
Pass Breakups.....	0

Career Bests

Unassisted Tackles.....	4 vs. Syracuse (11)
Assisted Tackles.....	4 vs. Louisville (11)
Total Tackles.....	5 at Rutgers (11), vs. Louisville (11)
Tackles For Loss.....	1 (4 times)
Sacks.....	1 at Syracuse (09), vs. Pitt (11)
Forced Fumbles.....	1 vs. Marshall (10)
Fumble Recoveries.....	0
Pass Breakups.....	0

Wright's Defensive Statistics

Year	GP	T	A	TT	TFL	Sacks	PBU	FF	FR
2011	11	18	17	35	3.5/12	1.5/10	0	0	0
2010	12	3	7	10	1.5/4	0	0	1	0
2009	9	8	2	10	2/4	1/2	0	0	0
Totals	32	29	26	55	7	2.5	0	1	0



98 Will Clarke
DE, 6-6, 265, r-So.
Pittsburgh, Pa.

2011 Notes

- ✓ Young defensive end that has started nine of 11 contests this season
- ✓ Tied his career high with four total tackles vs. Pitt
- ✓ Tied career high with two solo tackles vs. Pitt
- ✓ Had one tackle at Cincinnati
- ✓ Registered first career sack and had two tackles at Rutgers; also tied for a team high with one tackle for loss
- ✓ Recorded three tackles against UConn; had team-high one pass breakup (first of his career)
- ✓ Had one tackle against Bowling Green
- ✓ Recorded three total tackles and assisted on a tackle for loss against LSU
- ✓ Had three tackles against Maryland
- ✓ Recorded two solo tackles in start against Norfolk State
- ✓ Made first career start against Marshall
- ✓ Recorded a career-high four tackles against Marshall

2011 Game-By-Game

Opponent	S	AT	TT	TFLs	Sacks	FF	FR	Int	PBU
Marshall	1	3	4	1.5/7	0	0	0	0	0
Norfolk State	2	0	2	0	0	0	0	0	0
at Maryland	1	2	3	0	0	0	0	0	0
LSU	0	3	3	0.5/0	0	0	0	0	0
Bowling Green	0	1	1	0	0	0	0	0	0
UConn	2	1	3	0	0	0	0	0	1
at Syracuse	0	0	0	0	0	0	0	0	0
at Rutgers	2	0	2	1/4	1/4	0	0	0	0
Louisville	0	1	1	0	0	0	0	0	0
at Cincinnati	0	1	1	0	0	0	0	0	0
Pitt	2	3	5	0	0	0	0	0	0
at USF									
Totals	10	15	25	3.5/25	1.5/18	0	0	0	1

2011 Single-Game Bests

Unassisted Tackles.....	2 (4 times)
Assisted Tackles.....	3 vs. Marshall, vs. Pitt
Total Tackles.....	5 vs. Pitt
Tackles For Loss.....	1.5 vs. Marshall
Sacks.....	1 at Rutgers
Forced Fumbles.....	0
Fumble Recoveries.....	0
Pass Breakups.....	1 vs. UConn

Clarke's Defensive Statistics

Year	GP	T	A	TT	TFL	Sacks	PBU	FF	FR
2011	11	10	15	25	3.5/25	1/4	1	0	0
2010	4	1	1	2	0.5	0	0	0	0
Totals	15	11	16	27	4	1	1	0	0





94 Josh Taylor
NT, 6-1, 285, r-Sr.
Miramar, Fla.

2011 Notes

- ✓ Adds depth at nose tackle
- ✓ Has seen action in seven games and made first start of the season versus Pitt
- ✓ Missed Louisville and Cincinnati games with knee injury
- ✓ Recorded a season-high three tackles against UConn; also assisted on a sack and assisted on a tackle for loss
- ✓ Assisted on a tackle against Bowling Green
- ✓ Recorded two tackles at Maryland

2011 Game-By-Game

Opponent	S	AT	TT	TFLs	Sacks	FF	FR	Int	PBU
Marshall	0	0	0	0	0	0	0	0	0
Norfolk State	1	1	2	0	0	0	0	0	0
at Maryland	0	2	2	0	0	0	0	0	0
LSU	0	0	0	0	0	0	0	0	0
Bowling Green	0	1	1	0	0	0	0	0	0
UConn	0	3	3	0.5/2	0.5/2	0	0	0	0
at Syracuse				DNP					
at Rutgers	0	0	0	0	0	0	0	0	0
Louisville				DNP					
at Cincinnati				DNP					
Pitt	1	0	1	0	0	0	0	0	0
at USF									
Totals	2	7	9	0.5/2	0.5/2	0	0	0	0

2011 Single-Game Bests

Unassisted Tackles.....1 vs. Norfolk State, vs. Pitt
 Assisted Tackles.....3 vs. UConn
 Total Tackles.....3 vs. UConn
 Tackles For Loss.....0.5 vs. UConn
 Sacks.....0.5 vs. UConn

Career Bests

Unassisted Tackles.....2 (4 times)
 Assisted Tackles.....4 vs. LSU (10)
 Total Tackles.....4 vs. LSU (10), UConn (09)
 Tackles For Loss.....0.5 vs. UConn (11)
 Sacks.....0.5 vs. UConn (11)



91 J.B. Lageman
DT, 6-3, 274, r-Jr.
Huntington, W.Va.

2011 Notes

- ✓ Valuable depth player along the defensive front that has seen action in six games on defense this season
- ✓ Had one solo tackle at Syracuse
- ✓ Recorded one solo tackle against UConn
- ✓ Had career-high two tackles vs. Norfolk State

2011 Game-By-Game

Opponent	S	AT	TT	TFLs	Sacks	FF	FR	Int	PBU
Marshall				DNP					
Norfolk State	0	2	2	0	0	0	0	0	0
at Maryland				DNP					
LSU	0	0	0	0	0	0	0	0	0
Bowling Green	0	0	0	0	0	0	0	0	0
UConn	1	0	1	0	0	0	0	0	0
at Syracuse	1	0	1	0	0	0	0	0	0
at Rutgers				DNP					
Louisville				DNP					
at Cincinnati	0	0	0	0	0	0	0	0	0
Pitt				DNP					
at USF									
Totals	2	2	4	0	0	0	0	0	0

2011 Single-Game Bests

Unassisted Tackles.....1 (2 times)
 Assisted Tackles.....2 vs. Norfolk State
 Total Tackles.....2 vs. Norfolk State
 Tackles For Loss.....0
 Sacks.....0



17 Josh Francis
WLB, 6-1, 221, Jr.
Damascus, Md.

2011 Notes

- ✓ Has played in seven games and made his first career start against LSU
- ✓ Also contributes on special teams
- ✓ Had one tackle against Syracuse
- ✓ Recorded two solo tackles against Bowling Green
- ✓ Registered a career-high four tackles against LSU
- ✓ Had one tackle at Maryland
- ✓ Saw action against Norfolk State
- ✓ Had one tackle against Marshall

2011 Game-By-Game

Opponent	S	AT	TT	TFLs	Sacks	FF	FR	Int	PBU
Marshall	1	0	1	0	0	0	0	0	0
Norfolk State	0	0	0	0	0	0	0	0	0
at Maryland	0	1	1	0	0	0	0	0	0
LSU	3	1	4	0	0	0	0	0	0
Bowling Green	2	0	2	0	0	0	0	0	0
UConn	0	0	0	0	0	0	0	0	0
at Syracuse	1	0	1	0	0	0	0	0	0
at Rutgers				DNP					
Louisville				DNP					
at Cincinnati				DNP					
Pitt				DNP					
at USF									
Totals	7	2	9	0	0	0	0	0	0

2011 Single-Game Bests

Unassisted Tackles.....3 vs. LSU
 Assisted Tackles.....1 (2 times)
 Total Tackles.....4 vs. LSU
 Tackles For Loss.....0
 Sacks.....0
 Forced Fumbles.....0
 Fumble Recoveries.....0
 Pass Breakups.....0

West Virginia Bests

Rushing Yards.....569 vs. Washington & Lee 1923
 Passing Yards.....469 vs. UConn 2011
 Total Yards.....674 vs. Washington & Lee 1923
 Total First Downs.....36 vs. Washington & Lee 1923
 Low Rushing Yards All.....30 vs. Florida 1981
 Low Passing Yards All.....0 vs. Pitt 1981
 Low Total Yards Allowed.....14 vs. Maryland 1919
 Fewest First Downs All.....0 vs. Maryland 1919
 Longest TD run.....96 vs. N. Illinois 1986
 Longest Non-TD Run.....79 vs. Louisville 2008
 Longest TD Reception.....96 vs. Penn State 1973
 Longest Non-TD Reception.....84 vs. Miami 2003
 Points (Game).....92 vs. Marshall 1916
 Victory Margin.....89 vs. Geneva 1951

West Virginia Bests - 2010 Decade

Rushing Yards.....360 vs. Bowling Green '11
 Passing Yards.....469 vs. UConn '11
 Total Yards.....643 vs. Bowling Green '11
 Total First Downs.....30 vs. Bowling Green '11
 First Downs Rushing.....19 vs. Cincinnati '10
 First Downs Passing.....23 vs. LSU '11
 Low Rushing Yards All.....10 vs. Maryland '10
 Low Passing Yards All.....80 vs. LSU '10
 Low Total Yards Allowed.....171 vs. Louisville '10
 Fewest First Downs All.....9 vs. CC '10, Md, UofL '10, Mar '10
 Fewest 1st Downs Rushing All.....2 vs. Cincinnati, UofL '10
 Fewest 1st Downs Passing All.....3 vs. LSU '10
 Longest TD run.....80 vs. Rutgers '11
 Longest Non-TD Run.....50 vs. Maryland '10
 Longest TD Reception.....84 vs. UConn '11
 Longest Non-TD Reception.....72 vs. LSU '11
 Points (Game).....55 vs. Norfolk St., Bowling Green '11
 Points (Half).....45 vs. Norfolk St. '11 (Second)
 Points (Qtr).....28 vs. Norfolk St. '11 (Third)
 Victory Margin.....45 vs. Bowling Green '11

West Virginia Bests - Holgorsen Era

Rushing Yards.....360 vs. Bowling Green '11
 Passing Yards.....469 vs. UConn '11
 Total Yards.....643 vs. Bowling Green '11
 Total First Downs.....30 vs. Bowling Green '11
 First Downs Rushing.....15 vs. Bowling Green '11
 First Downs Passing.....23 vs. LSU '11
 Low Rushing Allowed.....72 vs. Marshall '11
 Low Passing Yards Allowed.....114 vs. Bowling Green '11
 Low Total Yards Allowed.....187 vs. Marshall '11
 Fewest 1st Downs Allowed.....9 vs. Marshall '11
 Fewest 1st Downs Rushing All.....3 vs. Marshall '11
 Fewest 1st Downs Passing All.....6 vs. MARS, NSU, BG '11
 Longest TD run.....80 vs. Rutgers '11
 Longest Non-TD Run.....42 vs. Bowling Green '11
 Longest TD Reception.....84 vs. UConn '11
 Longest Non-TD Reception.....72 vs. LSU '11
 Points (Game).....55 vs. Norfolk St., Bowling Green '11
 Points (Half).....45 (Second Half) vs. Norfolk St. '11
 Points (Qtr).....28 (Third) vs. Norfolk St. '11
 Victory Margin.....45 vs. Bowling Green St. '11



Mountaineer Linebackers



52 Najee Goode
MLB, 6-1, 241, r-Sr.
Cleveland, Ohio

2011 Notes

- ✓ Unquestioned leader of the defense
- ✓ Second-year starter, spent the 2010 season at strong-side linebacker
- ✓ Began season as starting middle linebacker, moved back to the strong side after injury to Doug Rigg and has now moved to weak side
- ✓ Tied for No. 10 in total tackles in the BIG EAST; No. 13 in the BIG EAST in tackles for loss
- ✓ Leads the team in assisted tackles with 42 and is tied for the team lead in total tackles (77); No. 2 in TFLs (11.5)
- ✓ Collected career highs with two sacks and six solo tackles against Pitt; also tied a career high with three tackles for loss and eight total tackles
- ✓ Registered a game-high three tackles for loss and had team highs with one sack and eight total tackles at Cincinnati
- ✓ Finished with eight tackles, including four solo stops, a season-high two tackles for loss and a season-high one sack against Louisville
- ✓ Collected his second career interception against the Cardinals, returning it 15 yards
- ✓ Recorded six tackles and tied for a game high with one tackle for loss at Rutgers
- ✓ Recorded five total tackles and had a season-high one tackle for loss against UConn
- ✓ Assisted on a game-high eight tackles against LSU and assisted on a tackle for loss
- ✓ Had a career-high 13 tackles at Maryland
- ✓ Recorded three total tackles and assisted on a tackle for loss against Norfolk State
- ✓ Game-high seven tackles against Marshall

2011 Game-By-Game

Opponent	S	AT	TT	TFLs	Sacks	FF	FR	Int	PBU
Marshall	3	4	7	0.5/1	0	0	0	0	0
Norfolk State	1	2	3	0.5/1	0	0	0	0	0
at Maryland	5	8	13	0	0	0	0	0	0
LSU	0	8	8	0.5/0	0	0	0	0	0
Bowling Green	2	3	5	0	0	0	0	0	0
UConn	4	1	5	1.0/1	0	0	0	0	0
at Syracuse	3	3	6	0	0	0	0	0	0
at Rutgers	2	4	6	1/1	0	0	0	0	0
Louisville	4	4	8	2/4	1/2	0	0	1	0
at Cincinnati	5	3	8	3/15	1/2	0	0	0	0
Pitt	6	2	8	3/15	2/16	0	0	0	0
at USF									
Totals	35	42	77	11.5/38	4/30	0	0	1	0

Goode's Defensive Statistics

Year	GP	T	A	TT	TFL	Sacks	PBU	FF	FR
2011	11	35	42	77	11.5/38	4/30	0	0	0
2010	13	26	21	47	8.5/35	3/18	4	1	0
2009	13	6	5	11	0	0	2	0	0
2008	13	5	7	12	0	0	0	0	0
Totals	50	72	75	147	20	7	6	1	0

2010 Game-By-Game

Opponent	S	AT	TT	TFLs	Sacks	FF	FR	Int	PBU
Coastal	1	1	2	0/0	0/0	0	0	0	1
at Marshall	2	8	10	2/9	0/0	0	0	0	0
Maryland	2	0	2	0	0	0	0	0	0
at LSU	1	3	4	1/1	1/1	0	0	0	1
UNLV	1	3	4	0.5/1	0	0	0	0	1
USF	3	0	3	2/17	2/17	0	0	0	0
Syracuse	3	2	5	0.5/1	0	0	0	0	0
at UConn	3	1	4	0	0	0	0	0	0
Cincinnati	1	0	1	0	0	0	0	0	0
at Louisville	2	0	2	1/4	0	0	0	0	1
at Pitt	5	1	6	1/2	0	1	0	0	0
Rutgers	0	1	1	0.5/1	0	0	0	0	0
NC State	2	1	3	0	0	0	0	0	0
Totals	26	21	47	8.5/35	2/17	1	0	0	4

2009 Game-By-Game

Opponent	S	AT	TT	TFLs	Sacks	FF	FR	Int	PBU
Liberty	0	2	2	0	0	0	0	0	0
East Carolina	1	1	2	0	0	0	0	0	1
at Auburn	1	1	2	0	0	0	0	0	1
at Syracuse	1	0	1	0	0	0	0	0	0
UConn	1	1	2	0	0	0	0	0	0
at Cincinnati	1	0	1	0	0	0	0	0	0
Fla. State	1	0	1	0	0	0	0	0	0
Totals	6	5	11	0	0	0	0	0	2

2008 Game-By-Game

Opponent	S	AT	TT	TFLs	Sacks	FF	FR	Int	PBU
Villanova	0	4	4	0	0	0	0	0	0
Marshall	1	0	1	0	0	0	0	0	0
Syracuse	1	1	2	0	0	0	0	0	0
at Louisville	2	0	2	0	0	0	0	1	0
at Pitt	0	2	2	0	0	0	0	0	0
UNC	1	0	1	0	0	0	0	0	0
Totals	5	7	12	0	0	0	0	1	0

2011 Single-Game Bests

Unassisted Tackles.....	6 vs. Pitt
Assisted Tackles.....	8 (2 times)
Total Tackles.....	13 at Maryland
Tackles For Loss.....	3 at Cincinnati, vs. Pitt
Sacks.....	2 vs. USF (10), vs. Pitt (11)
Forced Fumbles.....	0
Fumble Recoveries.....	0
Interceptions.....	1 vs. Louisville
Pass Breakups.....	0

Career Highs

Unassisted Tackles.....	6 vs. Pitt (11)
Assisted Tackles.....	8 (3 times)
Total Tackles.....	13 at Maryland (11)
Tackles For Loss.....	3 at Cincinnati (11), vs. Pitt (11)
Sacks.....	2 vs. USF (10), vs. Pitt (11)
Forced Fumbles.....	1 at Pitt (10)
Fumble Recoveries.....	0
Interceptions.....	1 at Louisville (08); vs. Louisville (11)
Pass Breakups.....	1 (6 times)



47 Doug Rigg
SLB, 6-1, 235, So.
Oradell, N.J.

2011 Notes

- ✓ Made first career start at strong-side linebacker against Marshall
- ✓ Made one stop versus Pitt
- ✓ Collected two tackles at Cincinnati
- ✓ Finished with three tackles, including a tackle for loss against Louisville
- ✓ Assisted on three tackles and on a tackle for loss at Rutgers

- ✓ Made return from wrist injury and had one tackle at Syracuse
- ✓ Did not play against Bowling Green or UConn due to wrist injury suffered against LSU
- ✓ Had a career- and team-high nine tackles against LSU
- ✓ Assisted on a tackle for loss against LSU
- ✓ Recorded one tackle at Maryland
- ✓ Had two tackles as well as a tackle for loss against Norfolk State
- ✓ Had two tackles against Marshall

2011 Game-By-Game

Opponent	S	AT	TT	TFLs	Sacks	FF	FR	Int	PBU
Marshall	0	2	2	0	0	0	0	0	0
Norfolk State	0	2	2	1.0/2	0	0	0	0	0
at Maryland	1	0	1	0	0	0	0	0	0
LSU	2	7	9	0.5/1	0	0	0	0	0
Bowling Green									
UConn									
at Syracuse	1	0	1	0	0	0	0	0	0
at Rutgers	0	3	3	0.5/2	0	0	0	0	0
Louisville	2	1	3	1/1	0	0	0	0	0
at Cincinnati	2	0	2	0	0	0	0	0	0
Pitt	0	1	1	0	0	0	0	0	0
at USF									
Totals	8	16	24	3/6	0	0	0	0	0

2010 Game-By-Game

Opponent	S	AT	TT	TFLs	Sacks	FF	FR	Int	PBU
Coastal	2	2	4	0.5/1	0	0	0	0	0
at LSU	2	3	5	0	0	0	0	0	0
UNLV	2	1	3	0	0	0	0	0	0
Cincinnati	1	0	1	0	0	0	0	0	0
at Louisville	1	0	1	0	0	0	0	0	0
NC State	0	0	0	0	0	0	0	0	0
Totals	8	6	14	0.5/1	0	0	0	0	0

2011 Single-Game Bests

Unassisted Tackles.....	2 (3 times)
Assisted Tackles.....	7 vs. LSU
Total Tackles.....	9 vs. LSU
Tackles For Loss.....	1 vs. Norfolk State; vs. Louisville
Sacks.....	0
Forced Fumbles.....	0
Fumble Recoveries.....	0
Pass Breakups.....	0

Career Highs

Unassisted Tackles.....	2 (5 times)
Assisted Tackles.....	7 vs. LSU (11)
Total Tackles.....	9 vs. LSU (11)
Tackles For Loss.....	1 vs. Norfolk State (11)
.....vs. Louisville (11)	
Sacks.....	0
Forced Fumbles.....	0
Fumble Recoveries.....	0
Pass Breakups.....	0

Rigg's Defensive Statistics

Year	GP	T	A	TT	TFL	Sacks	PBU	FF	FR
2011	9	8	16	24	3/6	0	0	0	0
2010	13	8	6	14	0.5/1	0	0	0	0
Totals	22	16	22	38	3.5	0	0	0	0





53 Tyler Anderson
SLB, 6-2, 238, r-So.
Morgantown, W.Va.

2011 Notes

- ✓ Adds depth at strong-side linebacker
- ✓ Contributor on special teams
- ✓ Has played in all 11 contests this season
- ✓ Made one tackle at Cincinnati
- ✓ Registered one tackle and tied for a team high with one tackle for loss against Rutgers
- ✓ Recorded one tackle against UConn
- ✓ Recorded one tackle for loss against LSU
- ✓ Had a career-high five tackles against Maryland
- ✓ Had a four tackles against Norfolk State
- ✓ Recorded two tackles against Marshall

2011 Game-By-Game

Opponent	S	AT	TT	TFLs	Sacks	FF	FR	Int	PBU
Marshall	2	1	3	1/3	0	0	0	0	0
Norfolk State	1	3	4	0	0	0	0	0	0
at Maryland	1	4	5	0	0	0	0	0	0
LSU	1	0	1	1/1	0	0	0	0	0
Bowling Green	0	0	0	0	0	0	0	0	0
UConn	1	0	1	0	0	0	0	0	0
at Syracuse	0	0	0	0	0	0	0	0	0
at Rutgers	1	0	1	1/2	0	0	0	0	0
Louisville	0	0	0	0	0	0	0	0	0
at Cincinnati	1	0	1	1/3	0	0	0	0	0
Pitt	0	0	0	0	0	0	0	0	0
at USF									
Totals	8	8	16	4/9	0	0	0	0	0

2011 Single-Game Bests

Unassisted Tackles.....	2 vs. Marshall
Assisted Tackles.....	4 at Maryland
Total Tackles.....	5 at Maryland
Tackles For Loss.....	1 (4 times)
Sacks.....	0
Forced Fumbles.....	0
Fumble Recoveries.....	0
Pass Breakups.....	0

Anderson's Defensive Statistics

Year	GP	T	A	TT	TFL	Sacks	PBU	FF	FR
2011	11	8	8	16	4/9	0	0	0	0
2010	13	3	3	6	0	0	0	0	0
Totals	24	11	11	22	4	0	0	0	0



56 Jewone Snow
MLB, 6-3, 230, r-Fr.
Canton, Ohio

2011 Notes

- ✓ Starting middle linebacker
- ✓ Registered career highs with one sack and one tackle for loss versus Pitt; also had seven total tackles
- ✓ Has played in 10 games and started six
- ✓ Assisted on two tackles against Louisville
- ✓ Tied for a game high with seven assisted tackles at Rutgers
- ✓ Recorded a game-high eight tackles at Syracuse; tied for a game high and set season-high mark with six solo tackles
- ✓ Made first career start against Bowling Green
- ✓ Had a game-changing 83-yard fumble return against UConn; also registered seven tackles, assisted on a sack and assisted on a tackle for loss
- ✓ Had a team-high nine tackles and assisted on a tackle for loss against Bowling Green; also had a game-high six assisted tackles

2011 Game-By-Game

Opponent	S	AT	TT	TFLs	Sacks	FF	FR	Int	PBU
Marshall									DNP
Norfolk State	0	0	0	0	0	0	0	0	0
at Maryland									DNP
LSU	0	0	0	0	0	0	0	0	0
Bowling Green	3	6	9	0.5/1	0	0	0	0	0
UConn	4	3	7	0.5/4	0.5/4	0	1	0	0
at Syracuse	6	2	8	0	0	0	0	0	0
at Rutgers	1	7	8	0	0	0	0	0	0
Louisville	0	2	2	0	0	0	0	0	0
at Cincinnati	0	0	0	0	0	0	0	0	0
Pitt	3	4	7	1/2	1/2	0	0	0	0
at USF									
Totals	17	2	41	2/7	1.5/6	0	1	0	0

2011 Single-Game Bests

Unassisted Tackles.....	6 at Syracuse
Assisted Tackles.....	7 at Rutgers
Total Tackles.....	9 vs. Bowling Green
Tackles For Loss.....	1 vs. Pitt
Sacks.....	1 vs. Pitt
Forced Fumbles.....	0
Fumble Recoveries.....	1 vs. UConn
Pass Breakups.....	0

Snow's Defensive Statistics

Year	GP	T	A	TT	TFL	Sacks	PBU	FF	FR
2011	10	17	24	41	2	1.5	0	0	1



43 Casey Vance
WLB, 5-9, 222, r-Sr.
Seneca Rocks, W.Va.

2011 Notes

- ✓ First-year starter at weak-side linebacker
- ✓ Played in nine games and started seven
- ✓ Recorded six total tackles versus Pitt
- ✓ Set a career high with four solo tackles against Syracuse; had a total of six tackles
- ✓ Registered three tackles and one tackle for loss against UConn; also assisted on a sack
- ✓ Assisted on a tackle against Bowling Green
- ✓ Had a career-high seven tackles at Maryland
- ✓ Had four tackles against Norfolk State
- ✓ Recorded three tackles against Marshall

2011 Game-By-Game

Opponent	S	AT	TT	TFLs	Sacks	FF	FR	Int	PBU
Marshall	0	3	3	0	0	0	0	0	0
Norfolk State	1	3	4	1.5/2	0	0	0	0	0
at Maryland	1	6	7	0	0	0	0	0	0
LSU									DNP
Bowling Green	0	1	1	0	0	0	0	0	0
UConn	1	2	3	1.0/1	0.5/0	0	0	0	0
at Syracuse	4	2	6	0	0	0	0	0	0
at Rutgers	0	0	0	0	0	0	0	0	0
Louisville	0	0	0	0	0	0	0	0	0
at Cincinnati									DNP
Pitt	2	4	6	0	0	0	0	0	0
at USF									
Totals	9	21	30	2.5/3	0.5	0	0	0	0

2011 Single-Game Bests

Unassisted Tackles.....	4 at Syracuse
Assisted Tackles.....	6 at Maryland
Total Tackles.....	7 at Maryland
Tackles For Loss.....	1.5 vs. Norfolk State
Sacks.....	0.5 vs. UConn
Forced Fumbles.....	0
Fumble Recoveries.....	0
Pass Breakups.....	0

Career Highs

Unassisted Tackles.....	4 at Syracuse (11)
Assisted Tackles.....	6 at Maryland (11)
Total Tackles.....	7 at Maryland (11)
Tackles For Loss.....	1.5 vs. Norfolk State (11)
Sacks.....	0.5 vs. UConn (11)
Forced Fumbles.....	0
Fumble Recoveries.....	0
Pass Breakups.....	0

Vance's Defensive Statistics

Year	GP	T	A	TT	TFL	Sacks	PBU	FF	FR
2011	9	9	21	30	2.5/3	0.5/1	0	0	0
2010	12	5	3	8	0	0	0	1	0
Totals	21	14	24	38	2.5/3	0.5/1	0	1	0



Mountaineer Defensive Backs



8 Keith Tandy
LCB, 5-10, 199, r-Sr.
Hopkinsville, Ky.

2011 Notes

- ✓ Third-year starter at cornerback
- ✓ Previously played right cornerback and was moved to the left side during the spring
- ✓ No. 1 in the BIG EAST and tied for No. 32 in the nation in passes defended; tied for No. 3 in the BIG EAST in interceptions
- ✓ Has a team-high nine pass breakups this season; also leads the team with three interceptions for a total of 12 passes defended
- ✓ Collected five total tackles versus Pitt
- ✓ Had game highs with one interception and two pass breakups at Cincinnati
- ✓ Finished with three tackles, including two solo stops against Louisville
- ✓ Tied for a game high with two passes defended at Rutgers; also recorded five total tackles
- ✓ Registered five solo tackles and had seven total tackles at Syracuse
- ✓ Tied a game high with five solo tackles and had a total of six tackles against UConn
- ✓ Recorded three solo tackles and a game-high two interceptions against Bowling Green
- ✓ Tied for game high with two pass breakups against Bowling Green
- ✓ Had six tackles, including a team-high five solo stops and one pass breakup against LSU
- ✓ Tied his career high with 10 tackles and tied with a team high eight solo tackles at Maryland
- ✓ Had three solo tackles against Norfolk State
- ✓ Team-high five solo tackles against Marshall

2011 Game-By-Game

Opponent	S	AT	TT	TFLs	Sacks	FF	FR	Int	PBU
Marshall	5	0	5	1/7	0	0	0	0	0
Norfolk State	3	0	3	0	0	0	0	0	1
at Maryland	8	2	10	1/2	0	0	0	0	1
LSU	5	1	6	0	0	0	0	0	1
Bowling Green	3	0	3	0	0	0	0	2/29	2
UConn	5	1	6	0	0	0	0	0	0
at Syracuse	5	2	7	0	0	0	0	0	0
at Rutgers	3	2	5	0	0	0	0	0	2
Louisville	2	1	3	0	0	0	0	0	0
at Cincinnati	0	1	1	0	0	0	0	1/16	2
Pitt	1	4	5	0	0	0	0	0	0
at USF									
Totals	40	14	54	2/9	0	0	0	3/45	9

Tandy's Defensive Statistics

Year	GP	T	A	TT	TFL	PBU	INT	FF	FR
2011	11	40	14	54	2/9	9	3	0	0
2010	13	38	19	57	2/3	11	6	1	0
2009	13	43	18	61	4/12	4	3	0	1
2008	6	4	2	6	0	0	0	0	0
Totals	43	125	53	178	8	24	12	1	1

2010 Game-By-Game

Opponent	S	AT	TT	TFLs	Sacks	FF	FR	Int	PBU
Coastal	2	1	3	0	0	0	0	0	0
at Marshall	1	3	4	0.5/1	0	0	0	0	0
Maryland	2	0	2	0	0	0	0	0	0
at LSU	1	1	2	0	0	0	0	1	2
UNLV	1	0	1	0	0	0	0	2	0
USF	6	4	10	0.5/1	0	1	0	1	0
Syracuse	5	5	10	0	0	0	0	0	0
at UConn	3	1	4	0	0	0	0	0	0
Cincinnati	5	0	5	1/1	0	0	0	1	4
at Louisville	4	0	4	0	0	0	0	1	1
at Pitt	8	1	9	0	0	0	0	0	1
Rutgers	1	1	2	0	0	0	0	0	1
NC State	1	2	3	0	0	0	0	0	2
Totals	38	19	57	2/3	0	1	0	6	11

2009 Game-By-Game

Opponent	S	AT	TT	TFLs	Sacks	FF	FR	Int	PBU
Liberty	1	0	1	0	0	0	0	0	0
East Carolina	3	2	5	0	0	0	0	1	0
at Auburn	2	2	4	1/4	0	0	0	0	0
Colorado	2	4	6	0	0	0	0	0	0
Marshall	2	1	3	1/5	0	0	0	0	1
UConn	6	2	8	0	0	0	0	1	0
at USF	7	0	7	1/1	0	0	0	0	0
Louisville	6	1	7	1/2	0	0	0	0	0
at Cincinnati	3	0	3	0	0	0	0	0	0
Pitt	7	3	10	0	0	0	0	1	0
at Rutgers	2	1	3	0	0	0	0	0	2
Fla. State	2	2	4	0	0	0	0	0	1
Totals	43	18	61	4/12	0	0	0	3	4

2008 Game-By-Game

Opponent	S	AT	TT	TFLs	Sacks	FF	FR	Int	PBU
Villanova	0	1	1	0	0	0	0	0	0
at UConn	1	1	2	0	0	0	0	0	0
UNC	3	0	3	0	0	0	0	0	0
Totals	4	2	6	0	0	0	0	0	0

2011 Single-Game Bests

Unassisted Tackles.....	8 at Maryland
Assisted Tackles.....	4 vs. Pitt
Total Tackles.....	10 at Maryland
Tackles For Loss.....	1 (2 times)
Sacks.....	0
Forced Fumbles.....	0
Fumble Recoveries.....	0
Interceptions.....	2 vs. Bowling Green
Pass Breakups.....	2 (3 times)

Career Highs

Unassisted Tackles.....	8 at Pitt (10), at Maryland (11)
Assisted Tackles.....	5 vs. Syracuse (10)
Total Tackles.....	10 (4 times)
Tackles For Loss.....	1 (7 times)
Sacks.....	0
Forced Fumbles.....	1 vs. USF (10)
Fumble Recoveries.....	0
Interceptions.....	2 vs. UNLV (10), Bowling Green (11)
Pass Breakups.....	4 vs. Cincinnati (10)



34 Ishmael Banks
LCB, 5-11, 181, r-Fr.
Richmond, Va.

2011 Notes

- ✓ Adds depth at left cornerback
- ✓ Has seen action in all 11 games this season
- ✓ Made one stop versus Pitt
- ✓ Recorded two tackles at Cincinnati
- ✓ Recorded one solo tackle against UConn
- ✓ Had three tackles and a pass defended against LSU
- ✓ Recorded one tackle against Norfolk State

2011 Game-By-Game

Opponent	S	AT	TT	TFLs	Sacks	FF	FR	Int	PBU
Marshall	0	0	0	0	0	0	0	0	0
Norfolk State	1	0	1	0	0	0	0	0	0
at Maryland	0	0	0	0	0	0	0	0	0
LSU	2	1	3	0	0	0	0	0	1
Bowling Green	0	0	0	0	0	0	0	0	0
UConn	1	0	1	0	0	0	0	0	0
at Syracuse	0	0	0	0	0	0	0	0	0
at Rutgers	0	0	0	0	0	0	0	0	0
Louisville	0	0	0	0	0	0	0	0	0
at Cincinnati	1	1	2	0	0	0	0	0	0
Pitt	1	0	1	0	0	0	0	0	0
at USF									
Totals	6	2	8	0	0	0	0	0	1

2011 Single-Game Bests

Unassisted Tackles.....	2 vs. LSU
Assisted Tackles.....	1 vs. LSU
Total Tackles.....	3 vs. LSU
Tackles For Loss.....	0
Sacks.....	0
Forced Fumbles.....	0
Fumble Recoveries.....	0
Pass Breakups.....	1 vs. LSU

Banks's Defensive Statistics

Year	GP	T	A	TT	TFL	PBU	INT	FF	FR
2011	11	6	2	8	0	1	0	0	0





18 Brantwon Bowser
LCB, 5-11, 188, r-Sr.
Phoenix, Ariz.

2011 Notes

- ✓ Adds depth at left cornerback
- ✓ Also used on special teams
- ✓ Has played in 10 of 11 games this season
- ✓ Had one tackle against Bowling Green
- ✓ Recorded one tackle against LSU
- ✓ Had a career-high three tackles against Norfolk State

2011 Game-By-Game

Opponent	S	AT	TT	TFLs	Sacks	FF	FR	Int	PBU
Marshall	0	0	0	0	0	0	0	0	0
Norfolk State	2	1	3	0	0	0	0	0	0
at Maryland	0	0	0	0	0	0	0	0	0
LSU	0	1	1	0	0	0	0	0	0
Bowling Green	1	0	1	0	0	0	0	0	0
UConn	0	0	0	0	0	0	0	0	0
at Syracuse	0	0	0	0	0	0	0	0	0
at Rutgers	0	0	0	0	0	0	0	0	0
Louisville	0	0	0	0	0	0	0	0	0
at Cincinnati								DNP	
Pitt	0	0	0	0	0	0	0	0	0
at USF									
Totals	3	2	5	0	0	0	0	0	0

2010 Game-By-Game

Opponent	S	AT	TT	TFLs	Sacks	FF	FR	Int	PBU
Coastal	1	0	1	0	0	0	0	0	0
at Marshall	1	2	3	0	0	0	0	0	1
at LSU	1	2	3	0	0	0	0	0	0
USF	0	0	0	0	0	0	0	1	0
Syracuse	0	1	1	0	0	0	0	0	0
Rutgers	0	1	1	0	0	0	0	0	1
Totals	3	8	11	0	0	0	0	1	2

2011 Single-Game Bests

Unassisted Tackles.....	2 vs. Norfolk State
Assisted Tackles.....	1 vs. Norfolk State
Total Tackles.....	3 vs. Norfolk State
Tackles For Loss.....	0
Sacks.....	0
Forced Fumbles.....	0
Fumble Recoveries.....	0
Pass Breakups.....	0

Career Highs

Unassisted Tackles.....	2 vs. Norfolk State (11)
Assisted Tackles.....	3 at Marshall (10), LSU (10)
Total Tackles.....	3 (3 times)
Tackles For Loss.....	0
Sacks.....	0
Forced Fumbles.....	0
Fumble Recoveries.....	0
Interceptions.....	1 vs. USF (10)
Pass Breakups.....	1 at Marshall (10)

Bowser's Defensive Statistics

Year	GP	T	A	TT	TFL	PBU	INT	FF	FR
2011	10	3	2	5	0	0	0	0	0
2010	13	3	8	11	1	2	1/4	0	0
Totals	23	6	10	16	0	2	1	0	0



28 Terence Garvin
SS, 6-3, 222, Jr.
Baltimore, Md.

2011 Notes

- ✓ Two-year starter at spur safety
- ✓ Ranks No. 13 in the BIG EAST in total tackles
- ✓ Tied for No. 23 in the BIG EAST in passes defended
- ✓ Ranks fourth on the team in sacks (2.5)
- ✓ Did not play against Cincinnati due to injury
- ✓ Set career highs and had game-high honors against Pitt with nine solo tackles and 14 total tackles; also had a game-high five solo stops and one tackle for loss
- ✓ Tied for team high with six unassisted tackles against Louisville; fourth-leading total tackler with seven stops
- ✓ Recorded five tackles and one pass defended at Rutgers
- ✓ Registered four solo tackles and five total tackles at Syracuse
- ✓ Had game, season and career highs in sacks and tackles for loss against UConn with 1.5 each; also had five total tackles
- ✓ Recorded six tackles, one interception, one tackle for loss and a game-high one sack against Bowling Green
- ✓ Recorded six tackles against LSU
- ✓ Had first career interception and touchdown at Maryland
- ✓ Recorded a team-high six tackles against Norfolk State
- ✓ Had one pass breakup and four tackles against Marshall

2011 Single-Game Bests

Unassisted Tackles.....	9 vs. Pitt
Assisted Tackles.....	5 vs. Bowling Green, vs. Pitt
Total Tackles.....	14 vs. Pitt
Tackles For Loss.....	1.5 vs. UConn
Sacks.....	1.5 vs. UConn
Forced Fumbles.....	0
Fumble Recoveries.....	0
Interceptions.....	1 at Maryland, vs. Bowling Green
Pass Breakups.....	1 (3 times)

Career Highs

Unassisted Tackles.....	9 vs. Pitt (11)
Assisted Tackles.....	7 at Marshall (10)
Total Tackles.....	14 vs. Pitt (11)
Tackles For Loss.....	1.5 vs. UConn (11)
Sacks.....	1.5 vs. UConn (11)
Forced Fumbles.....	1 at UConn (10)
Fumble Recoveries.....	1 at Pitt (10), vs. NC State (10)
Interceptions.....	1 at Maryland (11), vs. Bowling Green (11)
Pass Breakups.....	1 (7 times)

Garvin's Defensive Statistics

Year	GP	T	A	TT	TFL	Sacks	PBU	FF	FR
2011	10	41	28	69	4.5/12	2.5/5	3	0	0
2010	13	41	35	76	4.5/17	1/8	4	1	2
2009	10	3	7	10	0	0	0	0	0
Totals	33	85	70	155	9	3.5	7	1	2

2011 Game-By-Game

Opponent	S	AT	TT	TFLs	Sacks	FF	FR	Int	PBU
Marshall	2	2	4	0.5/1	0	0	0	0	1
Norfolk State	6	2	8	0	0	0	0	0	0
at Maryland	5	4	9	0.5/3	0	0	0	1/37	1
LSU	2	4	6	0	0	0	0	0	0
Bowling Green	1	5	6	1/2	1/2	0	0	1/5	0
UConn	4	1	5	1.5/3	1.5/3	0	0	0	0
at Syracuse	4	1	5	0	0	0	0	0	0
at Rutgers	2	3	5	0	0	0	0	0	1
Louisville	6	1	7	0	0	0	0	0	0
at Cincinnati								DNP	
Pitt	9	5	14	1/3	0	0	0	0	0
at USF									
Totals	41	28	69	4.5/12	2.5/5	0	0	2/32	3

2010 Game-By-Game

Opponent	S	AT	TT	TFLs	Sacks	FF	FR	Int	PBU
Coastal	4	6	10	0.5/1	0	0	0	0	0
at Marshall	0	7	7	0	0	0	0	0	1
Maryland	2	2	4	0	0	0	0	0	0
at LSU	2	2	4	0	0	0	0	0	0
UNLV	4	3	7	0.5/1	0	0	0	1/5	1
USF	7	0	7	0	0	0	0	0	0
Syracuse	2	4	6	1/1	0	0	0	0	0
at UConn	3	4	7	0	0	1	0	0	1
Cincinnati	2	3	5	0.5/3	0	0	0	0	0
at Louisville	4	0	4	1/8	1/8	0	0	0	0
at Pitt	3	1	4	0	0	0	1	0	1
Rutgers	4	2	6	1/3	0	0	0	0	0
NC State	4	1	5	0	0	0	1	0	0
Totals	41	35	76	4.5	1	1	2	1	4

2009 Game-By-Game

Opponent	S	AT	TT	TFLs	Sacks	FF	FR	Int	PBU
Liberty	1	0	1	0	0	0	0	0	0
at Colorado	0	2	2	0	0	0	0	0	0
at Syracuse	0	1	1	0	0	0	0	0	0
Marshall	1	0	1	0	0	0	0	0	0
UConn	0	1	1	0	0	0	0	0	0
at USF	0	1	1	0	0	0	0	0	0
at Cincinnati	1	0	1	0	0	0	0	0	0
Pitt	0	2	2	0	0	0	0	0	0
Totals	3	7	10	0	0	0	0	0	0



Mountaineer Defensive Backs



10 Mike Dorsey
SS, 6-3, 219, So.
Warren, Ohio

2011 Notes

- ✓ Adds depth at spur safety
- ✓ Used extensively on special teams
- ✓ Has played in six games this season
- ✓ Had one tackle against LSU

2011 Game-By-Game

Opponent	S	AT	TT	TFLs	Sacks	FF	FR	Int	PBU
Marshall	0	0	0	0	0	0	0	0	0
Norfolk State	0	0	0	0	0	0	0	0	0
at Maryland	0	0	0	0	0	0	0	0	0
LSU	0	1	1	0	0	0	0	0	0
Bowling Green	0	0	0	0	0	0	0	0	0
UConn	0	0	0	0	0	0	0	0	0
at Syracuse				DNP					
at Rutgers				DNP					
Louisville				DNP					
at Cincinnati				DNP					
Pitt				DNP					
at USF									
Totals	0	1	1	0	0	0	0	0	0

2010 Game-By-Game

Opponent	S	AT	TT	TFLs	Sacks	FF	FR	Int	PBU
Coastal	1	0	1	0	0	0	0	0	0
UNLV	3	0	3	2/4	0	0	0	0	0
Syracuse	0	0	0	0	0	0	1	0	0
at Pitt	2	0	2	0	0	0	0	0	0
Rutgers	1	0	1	0	0	0	0	0	0
Totals	7	0	7	2/4	0	0	1	0	0

2011 Single-Game Bests

Unassisted Tackles.....	0
Assisted Tackles.....	1 vs. LSU
Total Tackles.....	1 vs. LSU
Tackles For Loss.....	0
Sacks.....	0
Forced Fumbles.....	0
Fumble Recoveries.....	0
Pass Breakups.....	0

Career Highs

Unassisted Tackles.....	3 vs. UNLV (10)
Assisted Tackles.....	1 vs. LSU (11)
Total Tackles.....	3 vs. UNLV (10)
Tackles For Loss.....	2 vs. UNLV (10)
Sacks.....	0
Forced Fumbles.....	0
Fumble Recoveries.....	1 vs. Syracuse (10)
Interceptions.....	0
Pass Breakups.....	0

Dorsey's Defensive Statistics

Year	GP	T	A	TT	TFL	PBU	INT	FF	FR
2011	6	0	1	1	0	0	0	0	0
2010	13	7	0	7	2/4	0	0	0	1
Totals	19	7	1	8	2/4	0	0	0	1



24 Eain Smith
FS, 5-11, 202, r-Sr.
Miramar, Fla.

2011 Notes

- ✓ Has started all 11 games this season
- ✓ Tied for No. 17 in the BIG EAST in passes defended
- ✓ Tied No. 23 in the BIG EAST in total tackles
- ✓ Tied for the team lead in forced fumbles with two
- ✓ BIG EAST Special Teams Player of the Week on Nov. 14 for his performance at Cincinnati
- ✓ Had three tackles and one pass breakup versus Pitt
- ✓ Blocked game-tying field goal attempt by Cincinnati as time expired; also had one tackle for loss and four total stops
- ✓ Finished with three solo tackles against Louisville
- ✓ Tied for a career and game high with five solo tackles at Rutgers; also tied for a game high with two pass breakups
- ✓ Registered seven total tackles at Syracuse; tied a career high with five solo tackles
- ✓ Tied for game highs with eight tackles and five solo tackles against UConn; also forced a game-high one fumble
- ✓ Recorded a team-high five solo tackles and tied for a game high with two pass breakups against Bowling Green; also forced one fumble
- ✓ Had four tackles against LSU
- ✓ Had a tackle for loss against LSU
- ✓ Recorded five tackles and a game-saving interception at Maryland
- ✓ Had five tackles, including four solos, against Norfolk State
- ✓ Recorded four total tackles, three of which were solo, against Marshall

2011 Game-By-Game

Opponent	S	AT	TT	TFLs	Sacks	FF	FR	Int	PBU
Marshall	3	1	4	0	0	0	0	0	0
Norfolk State	4	1	5	0	0	0	0	0	0
at Maryland	2	3	5	0.5/3	0	0	0	1/1	0
LSU	3	1	4	1/3	0	0	0	0	0
Bowling Green	5	2	7	0	0	1	0	0	2
UConn	5	3	8	0	0	1	0	0	0
at Syracuse	5	2	7	0	0	0	0	0	0
at Rutgers	5	3	8	0	0	0	0	0	2
Louisville	3	0	3	0	0	0	0	0	0
at Cincinnati	2	2	4	1/6	0	0	0	0	0
Pitt	1	2	3	0	0	0	0	0	1
at USF									
Totals	38	20	58	2.5/12	0	2	0	1/1	5

Smith's Defensive Statistics

Year	GP	T	A	TT	TFL	Sack	PBU	INT
2011	11	38	20	58	2.5/6	0	5	1/1
2010	12	15	8	23	1/9	1/9	2	1/38
2009	13	8	9	17	0	0	1	0
2008	13	16	23	39	0.5/2	0	1	0
Totals	49	77	60	137	4	1	9	2

2010 Game-By-Game

Opponent	S	AT	TT	TFLs	Sacks	FF	FR	Int	PBU
Coastal	3	1	4	0	0	0	0	0	0
at Marshall	0	2	2	0	0	0	0	0	0
at LSU	0	1	1	0	0	0	0	1/38	0
UNLV	2	0	2	0	0	0	0	0	1
USF	3	0	3	0	0	0	0	0	1
Syracuse	0	1	1	0	0	0	0	0	0
at UConn	2	3	5	0	0	0	0	0	0
at Louisville	1	0	1	1/9	1/9	0	0	0	0
at Pitt	2	0	2	0	0	0	0	0	0
Rutgers	1	1	2	0	0	0	0	0	0
Totals	15	8	23	1/9	1/9	0	0	1	2

2009 Game-By-Game

Opponent	S	AT	TT	TFLs	Sacks	FF	FR	Int	PBU
Liberty	2	3	5	0	0	0	0	0	1
East Carolina	2	2	4	0	0	0	0	0	0
at Auburn	3	1	4	0	0	0	0	0	0
Marshall	1	1	2	0	0	0	0	0	0
Rutgers	0	2	2	0	0	0	0	0	0
Totals	8	9	17	0	0	0	0	0	1

2008 Game-By-Game

Opponent	S	AT	TT	TFLs	Sacks	FF	FR	Int	PBU
Villanova	1	2	3	0	0	0	0	0	0
at East Carolina	1	6	7	0	0	0	0	0	0
at Colorado	2	0	2	0	0	0	0	0	0
Marshall	3	0	3	0	0	0	0	0	0
Rutgers	0	1	1	0	0	0	0	0	0
Syracuse	2	3	5	0	0	0	0	0	0
Auburn	1	2	3	0	0	0	0	0	0
at UConn	0	2	2	0	0	0	0	0	0
Cincinnati	0	1	1	0.5/2	0	0	0	0	0
at Louisville	2	0	2	0	0	0	0	0	0
at Pitt	2	2	4	0	0	0	0	0	1
USF	2	3	5	0	0	0	0	0	0
UNC	0	1	1	0	0	0	0	0	0
Totals	16	23	39	0.5/2	0	0	0	0	1

2011 Single-Game Bests

Unassisted Tackles.....	5 (4 times)
Assisted Tackles.....	3 (3 times)
Total Tackles.....	8 (2 times)
Tackles For Loss.....	1 vs. LSU, at Cincinnati
Sacks.....	0
Forced Fumbles.....	1 (2 times)
Fumble Recoveries.....	0
Interceptions.....	1 at Maryland
Pass Breakups.....	2 (2 times)

Career Highs

Unassisted Tackles.....	5 (4 times)
Assisted Tackles.....	6 at East Carolina (08)
Total Tackles.....	8 vs. UConn (11), at Rutgers (11)
Tackles For Loss.....	1 (3 times)
Sacks.....	1 at Louisville (10)
Forced Fumbles.....	1 vs. Bowling Green (11), UConn (11)
Fumble Recoveries.....	0
Interceptions.....	1 at LSU (10), at Maryland (11)
Pass Breakups.....	2 vs. Bowling Green (11), at Rutgers (11)





26 **Travis Bell**
FS, 6-2, 202, So.
Belle Glade, Fla.

2011 Notes

- ✓ Adds depth at free safety
- ✓ Used extensively on special teams
- ✓ Has played in 10 games this season
- ✓ Made first career start at Cincinnati and tied for a game high with four assisted tackles
- ✓ Saw significant playing time against UConn and recorded a season-high two tackles; also had one pass broken up
- ✓ Had first career fumble recovery against Bowling Green
- ✓ Recorded one tackle against LSU

2011 Game-By-Game

Opponent	S	AT	TT	TFLs	Sacks	FF	FR	Int	PBU
Marshall	0	0	0	0	0	0	0	0	0
Norfolk State	0	0	0	0	0	0	0	0	0
at Maryland	0	0	0	0	0	0	0	0	0
LSU	0	1	1	0	0	0	0	0	0
Bowling Green	0	0	0	0	0	0	1	0	0
UConn	2	0	2	0	0	0	0	0	0
at Syracuse	0	0	0	0	0	0	0	0	0
at Rutgers	0	1	1	0	0	0	0	0	0
Louisville	0	0	0	0	0	0	0	0	0
at Cincinnati	2	4	6	0	0	0	0	0	1
Pitt									DNP
at USF									
Totals	2	2	4	0	0	0	1	0	0

2011 Single-Game Bests

Unassisted Tackles.....2 vs. UConn, at Cincinnati
 Assisted Tackles.....4 at Cincinnati
 Total Tackles.....6 at Cincinnati
 Tackles For Loss.....0
 Sacks.....0
 Forced Fumbles.....0
 Fumble Recoveries.....1 vs. Bowling Green
 Pass Breakups.....1 at Cincinnati

Bell's Defensive Statistics

Year	GP	T	A	TT	TFL	PBU	INT	FF	FR
2011	10	4	6	10	0	1	0	0	1
2010	13	4	1	5	0	0	0	0	0
Totals	23	8	7	15	0	1	0	0	1



25 **Darwin Cook**
BS, 5-11, 204, r-So.
Cleveland, Ohio

2011 Notes

- ✓ First-year starter at bandit safety
- ✓ Through 11 games, is tied for No. 10 in the BIG EAST in total tackles
- ✓ Tied for the team lead in tackles on the season with 77
- ✓ Had a game-high one interception and eight tackles versus Pitt
- ✓ Collected five tackles at Cincinnati
- ✓ Tied for game-high honors with 10 tackles and assisted on a tackle for loss against Louisville
- ✓ Recorded a game-high 11 tackles at Rutgers; also tied for a game high with five solo tackles and two passes defended
- ✓ Tied for a game high with eight tackles and assisted on a tackle for loss, which was the first of his career, against UConn
- ✓ Had three tackles and one fumble recovery against Bowling Green
- ✓ Had six tackles and one pass defended against LSU
- ✓ Had seven tackles and his first career interception at Maryland
- ✓ Had a team- and career-high 11 tackles against Norfolk State

2011 Game-By-Game

Opponent	S	AT	TT	TFLs	Sacks	FF	FR	Int	PBU
Marshall	2	2	4	0	0	0	0	0	0
Norfolk State	6	5	11	0	0	0	0	0	0
at Maryland	6	1	7	0	0	0	0	1/0	0
LSU	3	3	6	0	0	0	0	0	1
Bowling Green	2	1	3	0	0	0	1	0	0
UConn	4	4	8	0.5/1	0	0	0	0	0
at Syracuse	3	1	4	0	0	0	0	0	1
at Rutgers	5	6	11	0	0	0	0	0	2
Louisville	6	4	10	0.5/1	0	0	0	0	0
at Cincinnati	4	1	5	0	0	0	0	0	0
Pitt	4	4	8	0	0	0	0	1/21	0
at USF									
Totals	45	32	77	1/2	0	0	1	2/21	4

2011 Single-Game Bests

Unassisted Tackles.....6 (3 times)
 Assisted Tackles.....6 at Rutgers
 Total Tackles.....11 vs. Norfolk State, at Rutgers
 Tackles For Loss.....0.5 vs. UConn, Louisville
 Sacks.....0
 Forced Fumbles.....0
 Fumble Recoveries.....1 vs. Bowling Green
 Pass Breakups.....2 at Rutgers
 Interceptions.....1 (2 times)

Career Highs

Unassisted Tackles.....6 (3 times)
 Assisted Tackles.....6 at Rutgers (11)
 Total Tackles.....11 vs. Norfolk State (11), at Rutgers (11)
 Tackles For Loss.....0.5 vs. UConn (11), vs. Louisville (11)
 Forced Fumbles.....0
 Fumble Recoveries.....1 (2 times)
 Pass Breakups.....2 at Rutgers (11)
 Interceptions.....1 at Maryland (11), vs. Pitt (11)

Cook's Defensive Statistics

Year	GP	T	A	TT	TFL	PBU	INT	FF	FR
2011	11	45	32	77	1/2	4	2/21	0	1
2010	13	8	1	9	0	0	0	0	1
Totals	24	53	33	86	1	4	2	0	2



37 **Wes Tonkery**
BS, 6-1, 203, r-Fr.
Shinnston, W.Va.

2011 Notes

- ✓ Adds depth at bandit safety
- ✓ Used on special teams
- ✓ Has played in seven games this season
- ✓ Tied a career high with two tackles versus Pitt
- ✓ Had a career-high two tackles versus Norfolk State

2011 Game-By-Game

Opponent	S	AT	TT	TFLs	Sacks	FF	FR	Int	PBU
Marshall	0	0	0	0	0	0	0	0	0
Norfolk State	2	0	2	1/3	0	0	0	0	0
at Maryland	0	0	0	0	0	0	0	0	0
LSU									DNP
Bowling Green	0	0	0	0	0	0	0	0	0
UConn	0	0	0	0	0	0	0	0	0
at Syracuse									DNP
at Rutgers									DNP
Louisville									DNP
at Cincinnati	0	0	0	0	0	0	0	0	0
Pitt	2	0	2	0	0	0	0	0	0
at USF									
Totals	4	0	4	1/3	0	0	0	0	0

2011 Single-Game Bests

Unassisted Tackles.....2 vs. Norfolk State, vs. Pitt
 Assisted Tackles.....0
 Total Tackles.....2 vs. Norfolk State, vs. Pitt
 Tackles For Loss.....1 vs. Norfolk State
 Sacks.....0
 Forced Fumbles.....0
 Fumble Recoveries.....0
 Pass Breakups.....0

Tonkery's Defensive Statistics

Year	GP	T	A	TT	TFL	PBU	INT	FF	FR
2011	7	4	0	4	1/3	0	0	0	0



Mountaineer Defensive Backs



36 Shaq Petteway
BS, 6-0, 200, Fr.
Steubenville, Ohio

2011 Notes

- ✓ Adds depth at bandit safety
- ✓ Used extensively on special teams
- ✓ Has played in 10 games this season
- ✓ Saw significant playing time against UConn and recorded two solo tackles, which tied a career high
- ✓ Registered two tackles against Bowling Green

2011 Game-By-Game

Opponent	S	AT	TT	TFLs	Sacks	FF	FR	Int	PBU
Marshall	0	0	0	0	0	0	0	0	0
Norfolk State	0	0	0	0	0	0	0	0	0
at Maryland	0	0	0	0	0	0	0	0	0
LSU	0	0	0	0	0	0	0	0	0
Bowling Green	0	2	2	0	0	0	0	0	0
UConn	2	0	2	0	0	0	0	0	0
at Syracuse	0	0	0	0	0	0	0	0	0
at Rutgers	1	0	1	0	0	0	0	0	0
Louisville	1	0	0	0	0	0	0	0	0
at Cincinnati				DNP					
Pitt	0	0	0	0	0	0	0	0	0
at USF									
Totals	4	2	6	0	0	0	0	0	0

2011 Single-Game Bests

Unassisted Tackles.....	2 vs. UConn
Assisted Tackles.....	2 vs. Bowling Green
Total Tackles.....	2 vs. Bowling Green, UConn
Tackles For Loss.....	0
Sacks.....	0
Forced Fumbles.....	0
Fumble Recoveries.....	0
Pass Breakups.....	0

Petteway's Defensive Statistics

Year	GP	T	A	TT	TFL	PBU	INT	FF	FR
2011	10	4	2	6	0	0	0	0	0



6 Pat Miller
RCB, 5-10, 188, Jr.
Birmingham, Ala.

2011 Notes

- ✓ Has started nine games at right corner in 2011
- ✓ Tied for No. 20 in the BIG EAST in total tackles
- ✓ Fourth-leading tackler for WVU with 63 tackles
- ✓ Through 11 games, leads the team in solo tackles (48)
- ✓ Had two stops versus Pitt
- ✓ Made two tackles at Cincinnati
- ✓ Led team in solo stops with seven and tied for second on team in overall tackles (8) vs. Louisville
- ✓ Had four total tackles at Rutgers
- ✓ Recorded six total tackles at Syracuse
- ✓ Tied for game high with one forced fumble against UConn; also had five total tackles
- ✓ Tied for team high with five solo tackles against Bowling Green
- ✓ Tied for team high with five solo tackles against LSU
- ✓ Recorded seven total tackles against LSU
- ✓ Recorded a career-high 11 tackles at Maryland
- ✓ Had five tackles and one pass breakup against Norfolk State
- ✓ Recorded four solo tackles to go along with six total tackles against Marshall

2011 Game-By-Game

Opponent	S	AT	TT	TFLs	Sacks	FF	FR	Int	PBU
Marshall	4	2	6	0.5/0	0	0	0	0	0
Norfolk State	4	1	5	1/1	0	0	0	0	1
at Maryland	8	3	11	0	0	0	0	0	2
LSU	5	2	7	0	0	0	0	0	0
Bowling Green	5	2	7	0	0	0	0	0	0
UConn	4	1	5	0	0	1	0	0	0
at Syracuse	5	1	6	0	0	0	0	0	0
at Rutgers	2	2	4	0	0	0	0	0	0
Louisville	7	1	8	0	0	0	0	0	0
at Cincinnati	2	0	2	0	0	0	0	0	0
Pitt	2	0	2	0	0	0	0	0	0
at USF									
Totals	46	15	61	1.5/1	0	1	0	0	3

2010 Game-By-Game

Opponent	S	AT	TT	TFLs	Sacks	FF	FR	Int	PBU
Coastal	1	0	1	0	0	0	0	0	0
Maryland	2	2	4	0	0	0	0	0	1
UNLV	5	2	7	1/4	0	0	0	0	1
USF	1	0	7	0	0	0	0	0	1
Cincinnati	1	0	1	0	0	0	0	0	0
Rutgers	0	1	1	0	0	0	0	0	1
NC State	4	1	5	0	0	0	0	0	1
Totals	14	6	20	1/4	0	0	0	0	4

2009 Game-By-Game

Opponent	S	AT	TT	TFLs	Sacks	FF	FR	Int	PBU
Colorado	1	0	1	0	0	0	0	0	1
Pitt	1	0	1	0	0	0	0	0	0
Totals	2	0	2	0	0	0	0	0	1

2011 Single-Game Bests

Unassisted Tackles.....	8 at Maryland
Assisted Tackles.....	3 at Maryland
Total Tackles.....	11 at Maryland
Tackles For Loss.....	1 vs. Norfolk State
Sacks.....	0
Forced Fumbles.....	1 vs. UConn
Fumble Recoveries.....	0
Pass Breakups.....	2 at Maryland

Career Highs

Unassisted Tackles.....	8 at Maryland (11)
Assisted Tackles.....	3 at Maryland (11)
Total Tackles.....	11 at Maryland (11)
Tackles For Loss.....	1 vs. UNLV (10), vs. Norfolk State (11)
Sacks.....	0
Forced Fumbles.....	1 vs. UConn (11)
Fumble Recoveries.....	0
Pass Breakups.....	2 at Maryland (11)

Miller's Defensive Statistics

Year	GP	T	A	TT	TFL	PBU	INT	FF	FR
2011	11	48	15	63	1.5/1	3	0	1	0
2010	13	14	6	20	1/4	4	0	0	0
2009	9	2	0	2	0	1	0	0	0
Totals	33	64	21	85	2.5/5	8	0	1	0





23 Brodrick Jenkins
RCB, 5-10, 184, r-So.
Ft. Myers, Fla.

2011 Notes

- ✓ Has played in all 11 games and made two starts this season
- ✓ Registered a game-high two pass breakups against Pitt, had one tackle for loss and made four total tackles
- ✓ Collected six tackles and had one pass breakup at Cincinnati
- ✓ Earned first career start at Rutgers
- ✓ Tied for second on the team high with two interceptions
- ✓ Intercepted a game-high two passes and also tied for a game high with two passes defended at Rutgers
- ✓ Assisted on one tackle against UConn
- ✓ Had one solo tackle against Bowling Green
- ✓ Recorded one tackle against LSU
- ✓ Had one tackle at Maryland
- ✓ Recorded a career-high three tackles against Norfolk State

2011 Game-By-Game

Opponent	S	AT	TT	TFLs	Sacks	FF	FR	Int	PBU
Marshall	0	0	0	0	0	0	0	0	0
Norfolk State	3	0	3	1/4	0	0	0	0	0
at Maryland	1	0	1	0	0	0	0	0	0
LSU	1	0	1	0	0	0	0	0	0
Bowling Green	1	0	1	0	0	0	0	0	0
UConn	0	1	1	0	0	0	0	0	0
at Syracuse	0	0	0	0	0	0	0	0	0
at Rutgers	1	0	1	0	0	0	0	2	2
Louisville	0	0	0	0	0	0	0	0	0
at Cincinnati	5	1	6	0	0	0	0	0	1
Pitt	2	2	4	1/6	0	0	0	0	2
at USF									
Totals	14	4	18	2/10	0	0	0	2	5

2010 Game-By-Game

Opponent	S	AT	TT	TFLs	Sacks	FF	FR	Int	PBU
Maryland	1	0	1	0	0	0	0	0	0
at LSU	1	0	1	0	0	0	0	0	0
UNLV	4	0	4	0	0	0	0	0	1
Syracuse	0	1	1	0	0	0	0	0	0
at UConn	1	0	1	0	0	0	0	0	1
Cincinnati	2	0	2	0	0	0	0	0	0
at Louisville	2	0	2	0	0	0	0	0	0
at Pitt	1	0	1	0	0	0	0	0	0
Rutgers	1	0	1	0	0	0	0	0	0
NC State	4	0	4	0	0	0	0	0	0
Totals	17	1	18	0	0	0	0	0	2

2011 Single-Game Bests

Unassisted Tackles.....5 at Cincinnati
 Assisted Tackles.....2 vs. Pitt
 Total Tackles.....6 at Cincinnati
 Tackles For Loss.....1 vs. Norfolk State, vs. Pitt
 Sacks.....0
 Forced Fumbles.....0
 Fumble Recoveries.....0
 Pass Breakups.....2 at Rutgers, vs. Pitt
 Interceptions.....2 at Rutgers

Career Bests

Unassisted Tackles.....5 at Cincinnati (11)
 Assisted Tackles.....2 vs. Pitt (11)
 Total Tackles.....6 at Cincinnati (11)
 Tackles For Loss.....0
 Sacks.....0
 Forced Fumbles.....0
 Fumble Recoveries.....0
 Pass Breakups.....2 at Rutgers (11), vs. Pitt (11)
 Interceptions.....2 at Rutgers (11)

Jenkins' Defensive Statistics

Year	GP	T	A	TT	TFL	PBU	INT	FF	FR
2011	11	14	4	18	2/10	5	2	0	0
2010	13	17	1	18	0	2	0	0	0
Totals	24	31	5	36	2	7	2	0	0



22 Avery Williams
RCB, 5-11, 181, Fr.
Washington, D.C.

2011 Notes

- ✓ Adds depth at cornerback
- ✓ Will also be on special teams
- ✓ Has played in four contests this season
- ✓ Recorded one solo tackle against Bowling Green
- ✓ Had two tackles against LSU

2011 Game-By-Game

Opponent	S	AT	TT	TFLs	Sacks	FF	FR	Int	PBU
Marshall									
Norfolk State	0	0	0	0	0	0	0	0	0
at Maryland									
LSU	1	1	2	0	0	0	0	0	0
Bowling Green	1	0	1	0	0	0	0	0	0
UConn	0	0	0	0	0	0	0	0	0
at Syracuse									
at Rutgers									
Louisville									
at Cincinnati									
Pitt									
at USF									
Totals	2	1	3	0	0	0	0	0	0

2011 Single-Game Bests

Unassisted Tackles.....1 (2 times)
 Assisted Tackles.....1 vs. LSU
 Total Tackles.....2 vs. LSU
 Tackles For Loss.....0
 Sacks.....0
 Forced Fumbles.....0
 Fumble Recoveries.....0
 Pass Breakups.....0

Williams' Defensive Statistics

Year	GP	T	A	TT	TFL	PBU	INT	FF	FR
2011	4	2	1	3	0	0	0	0	0



Mountaineer Special Teams



40 Tyler Bitancourt
K, 6-1, 203, r-Jr.
Springfield, Va.

2011 Notes

- ✓ Third year as the starting kicker
- ✓ Tied for No. 42 nationally in field goals and is tied for No. 6 in the BIG EAST
- ✓ Currently No. 46 nationally in scoring and is No. 2 in the BIG EAST
- ✓ Connected on 36-of-50 field goals for his career
- ✓ Has hit on 13-of-18 field goals in 2011 with a long of 45 yards
- ✓ Connected on a 28-yard field goal at Cincinnati and scored six total points
- ✓ Converted on a 27-yard field goal at Syracuse
- ✓ Scored 13 points three times in 2011 (Bowling Green, Maryland, Norfolk St.), which is his second-best single game total
- ✓ Connected on field goals of 31 and 33 yard against UConn and scored 11 total points
- ✓ 2-for-2 against Bowling Green with field goals of 30 and 45 yards, which tied his career long
- ✓ A perfect 3-for-3 at Maryland with field goals of 35, 34, 21 yards to total 13 points in the game
- ✓ Totaled 13 points vs. Norfolk St.
- ✓ Field goals of 17 and 21 yards vs. Norfolk St.
- ✓ Converted on field goals of 27 and 43 yards vs. Marshall

2011 Game-By-Game

Opponent	FGM/A	Pct	Lg	XP/A	Pts.
Marshall	2/2	1.000	43	4/4	10
Norfolk State	2/3	.667	21	7/7	13
at Maryland	3/3	1.000	35	4/4	13
LSU	0/0	0.000	0	3/3	3
Bowling Green	2/2	1.000	45	7/7	13
UConn	2/2	1.000	33	5/5	11
at Syracuse	1/1	1.000	27	2/3	5
at Rutgers	0/0	0.000	0	5/6	5
Louisville	0/2	0.000	0	5/5	5
at Cincinnati	1/3	.333	28	3/3	6
Pitt	0/0	0.000	0	3/3	3
at USF					

2010 Game-By-Game

Opponent	FGM/A	Lg	XP/A	Pts.
Coastal	1/1	21	4/4	7
Marshall	3/4	34	1/1	10
Maryland	1/1	23	4/4	7
at LSU	0/2	0	2/2	2
UNLV	0/0	0	7/7	7
USF	2/2	27	2/2	8
Syracuse	0/0	0	2/2	2
at UConn	2/2	42	1/1	7
Cincinnati	0/0	0	5/5	5
at Louisville	1/2	43	2/2	5
at Pitt	0/0	0	5/5	5
Rutgers	0/1	0	5/5	5
NC State	0/2	0	1/1	1
Totals	10/17	43	41/41	71

Bitancourt's Field Goals

Year	FG/A	Pct.	1/29	30/39	40/49	50/99	Lg
2011	13/18	72.2	6/6	5/5	2/3	0/0	45
2010	10/17	58.8	5/6	3/4	2/7	0/0	43
2009	13/15	86.7	2/2	6/7	5/6	0/0	45
Totals	36/50	72.2	13/14	14/16	9/16	0/0	45

2009 Game-By-Game

Opponent	FGM/A	Lg	XP/A	Pts.
Liberty	4/4	45	3/3	15
East Carolina	0/0	0	5/5	5
at Auburn	1/1	28	3/4	6
Colorado	0/0	0	5/5	5
at Syracuse	0/0	0	4/4	4
Marshall	1/1	32	3/3	6
UConn	0/1	0	4/4	4
at USF	1/1	33	2/2	5
Louisville	1/1	42	2/2	5
at Cincinnati	0/0	0	3/3	3
Pitt	4/4	43	1/1	13
at Rutgers	1/1	41	3/3	6
Fla. State	0/1	0	3/3	3
Totals	13/15	45	41/42	80

2011

FG SEQUENCE	West Virginia
Marshall.....	(27), (43)
Norfolk State.....	35, (17), (21)
at Maryland.....	(35), (34), (21)
LSU.....	0
Bowling Green.....	(30), (45)
UConn.....	(31), (33)
at Syracuse.....	(27)
at Rutgers.....	0
Louisville.....	32, 23
at Cincinnati.....	(28), 39, 47
Pitt.....	0
at USF.....	

2010

FG SEQUENCE	West Virginia
Coastal Carolina.....	(21)
Marshall.....	(34),(33),45,(20)
Maryland.....	(23)
LSU.....	28,48
UNLV.....	-
USF.....	(27),(24)
Syracuse.....	-
Connecticut.....	(36),(42)
Cincinnati.....	-
Louisville.....	(43),41
Pitt.....	-
Rutgers.....	37
NC State.....	43,42

2009

FG SEQUENCE	West Virginia
Liberty.....	(38),(35),(45),(36)
ECU.....	-
Auburn.....	(28)
Colorado.....	-
Syracuse.....	-
Marshall.....	(32)
Connecticut.....	42
USF.....	(33)
Louisville.....	(42)
Cincinnati.....	-
Pitt.....	(20),(43),(39),(43)
Rutgers.....	(41)
Florida State.....	33

Numbers in (parentheses) indicate FG was made.



44 Corey Smith
K/P, 5-11, 208, r-Jr.
Inwood, W.Va.

2011 Notes

- ✓ Handles the Mountaineers' kickoffs
- ✓ Also one of the team's punter
- ✓ Earned WVU Special Teams Player of the Week for his great comeback effort against Pitt with four punts for 229 yards and a 57.2 average
- ✓ Long punt against Pitt went for 62 yards, while placing two inside the 20, one inside the five
- ✓ Also kicked off four times against Pitt for 275 yards and a 68.8 average
- ✓ Five kickoffs for 323 yards and one touchback, averaging 64.6 yards per kick at Cincinnati
- ✓ Five kickoffs vs. Louisville for 331 yards and a 66.2 average
- ✓ Seven kickoffs in the snow at Rutgers for 367 yards and one touchback
- ✓ Five kickoffs vs. UConn for 321 yards (64.2 avg.)
- ✓ Eight kickoffs vs. Bowling Green for 464 yards, a 58.0 yard average
- ✓ Long punt of 58 yards vs. LSU
- ✓ Punted two times at Maryland, averaging 39.5 yards with a long of 40
- ✓ Seven kickoffs at Maryland for 441 yards and a 63.0 average
- ✓ Long punt of 60 yards vs. Norfolk State
- ✓ Ten kickoffs for 659 yards against Norfolk St. for a 65.9 average with one touchback
- ✓ Six kickoffs for 392 yards and a 65.3 average vs. Marshall with one touchback
- ✓ Long punt of 55 yards vs. Marshall
- ✓ In first career start, punted twice for 100 yards and a 50.0 average

2011 Game-By-Game Punting

Opponent	Punts	Yds	Avg.	Lg	TB	FC	50+	I-20
Marshall	2	100	50.0	55	0	0	1	1
Norfolk State	2	75	37.5	60	0	0	1	0
at Maryland	2	79	39.5	40	0	0	0	0
LSU	6	232	38.7	58	0	0	3	0
Bowling Green	1	14	14.0	14	0	0	0	0
UConn	0	0	0.0	0	0	0	0	0
at Syracuse	0	0	0.0	0	0	0	0	0
at Rutgers	0	0	0.0	0	0	0	0	0
Louisville	0	0	0.0	0	0	0	0	0
at Cincinnati	0	0	0.0	0	0	0	0	0
Pitt	4	229	57.2	62	0	0	4	2
at USF								

2011 Game-By-Game Kickoffs

Opponent	Kickoffs	Yards	Avg.	TB
Marshall	6	392	65.3	1
Norfolk State	10	659	65.9	1
at Maryland	7	441	63.0	0
LSU	4	237	59.2	0
Bowling Green	8	464	58.0	0
UConn	5	321	64.2	0
at Syracuse	1	68	68.0	0
at Rutgers	7	367	52.4	1
Louisville	5	331	66.2	0
at Cincinnati	5	323	64.6	1
Pitt	4	275	68.8	0
at USF				



Smith Continued ...

2010 Game-By-Game Kickoffs


Opponent	Kickoffs	Yards	Avg.	TB
Coastal	6	387	64.5	0
at Marshall	5	317	63.4	1
Maryland	6	374	62.3	1
at LSU	3	159	53.0	0
UNLV	8	503	62.9	2
USF	5	313	62.6	1
Syracuse	3	195	65.0	1
at UConn	4	260	65.0	0
Cincinnati	6	390	65.0	0
at Louisville	4	254	63.5	2
at Pitt	6	372	62.0	0
Rutgers	6	340	56.7	0
NC State	2	120	60.0	0
Totals	64	3,984	62.2	8

Smith's Punting Statistics

Year	Punts	Yards	Avg.	Lg	TB	FC	50+	I-20
2011	17	729	42.9	62	0	0	9	3

Smith's Kickoff Statistics

Year	Kickoffs	Yards	Avg.	TB
2011	62	3,878	62.5	4
2010	64	3,984	62.2	8
Totals	126	7,862	62.4	12



48 Mike Molinari
P/H, 6-2, 196, r-Fr.
Parkersburg, W.Va.

2011 Notes

- ✓ One of the team's punters
- ✓ Seven punts at Cincinnati for 260 yards and a 37.1 avg; long punt went for 58 yards and placed two inside the 20-yard line
- ✓ Despite snow and wind at Rutgers, punted a career-high eight times for 306 yards with a long of 48 yards
- ✓ Placed an impressive four punts inside the 20 yard line and had two additional punts resulting in a fair catch
- ✓ Sold punting effort at Syracuse with three punts for 134 yards and a 44.7 avg.
- ✓ Placed one punt inside the 20 against Syracuse with a long punt of 47 yards
- ✓ Impressive collegiate debut against UConn, punting five times for 215 yards and a 43.0 avg.
- ✓ Placed three punts inside the 20 vs. UConn with a long of 47 yards

Molinari's Punting Statistics

Year	Punts	Yards	Avg.	Lg	TB	FC	50+	I-20
2011	30	1,116	37.2	58	2	5	1	11

2011 Game-By-Game Punting

Opponent	Punts	Yds	Avg.	Lg	TB	FC	50+	I-20
Marshall			DNP					
Norfolk State			DNP					
at Maryland			DNP					
LSU			DNP					
Bowling Green			DNP					
UConn	5	215	43.0	47	0	1	0	3
at Syracuse	3	134	44.7	47	0	2	0	1
at Rutgers	8	306	38.2	48	0	2	0	4
Louisville	3	62	20.7	39	0	0	0	0
at Cincinnati	7	260	37.1	58	1	0	1	2
Pitt	4	139	34.8	45	1	0	0	1
at USF								



1 Tavon Austin
PR, 5-9, 176, Jr.
Baltimore, Md.

2011 Notes

- ✓ Handles kickoff and punt return duties
- ✓ No. 47 nationally in kickoff returns (24.3), No. 3 in the BIG EAST
- ✓ No. 4 nationally in punt returns and No. 1 the BIG EAST (14.1)
- ✓ Has a career kickoff return average of 23.4
- ✓ Three punt returns for 50 yards with a long of 26 at Cincinnati (16.6 avg.)
- ✓ Three kickoff returns at Cincy for 67 yards, including a long of 28 yards (22.3 avg.)
- ✓ Strong day against Louisville with five kickoff returns for 161 yards, including a long return of 39 yards
- ✓ Two punt returns at Syracuse for 23 yards with a long of 15
- ✓ Two kickoff returns at Syracuse for 37 yards with a long of 24
- ✓ Five punt returns vs. UConn for 51 yards with a long of 18 yards
- ✓ One kickoff return vs. UConn for 31 yards
- ✓ Returned one kick 19 yards against Bowling Green along with two punt returns for 11 yards
- ✓ Six kickoff returns vs. LSU for 100 yards with a long of 26
- ✓ Six kickoff returns at Maryland for 121 yards and a long of 27
- ✓ One kick return vs. Norfolk for 25 yards
- ✓ Three punt returns vs. Norfolk for 86 yards with a long of 64 yards
- ✓ BIG EAST Special Teams Player of the Week (Sept. 5)
- ✓ Also returned three punts for 46 yards (15.3 avg.) vs. Marshall
- ✓ One of just six Mountaineers to return a kickoff 100 yards for a score
- ✓ 100-yard kickoff return for a touchdown in the 2011 opener vs. Marshall
- ✓ Returned a kickoff for a then career-best, 98-yard touchdown against UConn in 2009

2011 Game-By-Game Punt Returns

Opponent	No.	Yards	Avg.	Long
Marshall	3	46	15.3	22
Norfolk State	3	86	29.0	64
at Maryland	0	0	0.0	0
LSU	0	0	0.0	0
Bowling Green	2	11	5.5	11
UConn	5	51	10.2	18
at Syracuse	2	23	11.5	14
at Rutgers	0	0	0.0	0
Louisville	0	0	0.0	0
at Cincinnati	3	50	16.6	26
Pitt	1	1	1.0	1
at USF				

2011 Game-By-Game Kickoff Returns

Opponent	No.	Yards	Avg.	Long
Marshall	2	119	59.5	100
Norfolk State	1	25	25.0	25
at Maryland	6	121	20.2	27
LSU	6	100	16.6	26
Bowling Green	1	19	19.0	19
UConn	1	31	31.0	31
at Syracuse	2	37	18.5	24
at Rutgers	0	0	0.0	0
Louisville	5	161	32.2	39
at Cincinnati	3	67	22.3	28
Pitt	1	0	0.0	0
at USF				

2011 Single-Game Bests

Punt Returns	5 vs. UConn
Punt Return Yardage	86 vs. Norfolk State
Punt Return Average	29.0 vs. Norfolk State
Punt Return Touchdowns	0
Long Punt Return	64 vs. Norfolk State
Kickoff Returns	6 vs. Maryland, vs. LSU
Kickoff Return Yardage	161 vs. Louisville
Kickoff Return Average	59.5 vs. Marshall
Kickoff Return Touchdowns	1 vs. Marshall
Long Kickoff Return	100 vs. Marshall

Austin's Punt Return Statistics

Year	Punt Returns	Yards	Avg.	Long
2011	19	268	14.1	64

Austin's Kickoff Return Statistics

Year	Returns	Yards	Avg.	TDs	Long
2011	28	680	24.3	1	100
2010	12	230	19.2	0	50
2009	17	426	25.1	1	98
Totals	57	1,336	23.4	2	100

Mountaineer Special Teams



23 Brodrick Jenkins
PR, 5-10, 184, r-So.
Ft. Myers, Fla.

2011 Notes

- ✓ Returns punts and kickoffs

2011 Game-By-Game Punt Returns

Opponent	No.	Yards	Avg.	Long
Marshall	0	0	0.00	0
Norfolk State	2	12	6.0	7
at Maryland	0	0	0.0	0
LSU	0	0	0.0	0
Bowling Green	0	0	0.0	0
UConn	0	0	0.0	0
at Syracuse	0	0	0.0	0
at Rutgers	0	0	0.0	0
Louisville	0	0	0.0	0
at Cincinnati	0	0	0.0	0
Pitt	0	0	0.0	0
at USF				

2011 Game-By-Game Kickoff Returns

Opponent	No.	Yards	Avg.	Long
Marshall	2	119	59.5	100
Norfolk State	1	25	25.0	25
at Maryland	6	121	20.2	27
LSU	6	100	16.6	26
Bowling Green	2	38	19.0	19
UConn	1	0	0.0	0
at Syracuse	0	0	0.0	0
at Rutgers	0	0	0.0	0
Louisville	0	0	0.0	0
at Cincinnati	0	0	0.0	0
Pitt	0	0	0.0	0
at USF				

2011 Single-Game Bests

Punt Returns 2 vs. Norfolk State
 Punt Return Yardage 12 vs. Norfolk State
 Punt Return Average 6.0 vs. Norfolk State
 Touchdowns 0
 Long Return 7 vs. Norfolk State
 Kickoff Returns 2 vs. Bowling Green
 Kickoff Return Yardage 38 vs. Bowling Green
 Kickoff Return Average 19.0 vs. Bowling Green
 Kickoff Return Touchdowns 0
 Long Kickoff Return 19 vs. Bowling Green

Jenkins' Punt Return Statistics

Year	Punt Returns	Yards	Avg.	Long
2011	2	12	6.0	7

Jenkins' Kickoff Return Statistics

Year	Kickoff Returns	Yards	Avg.	Long
2011	2	38	19.0	19



3 Stedman Bailey
KOR, 5-10, 190, r-So.
Miramar, Fla.

2011 Notes

- ✓ One of the team's kickoff returners
- ✓ Returned two kicks against Norfolk St. and one against Cincinnati and Pitt

2011 Game-By-Game Kickoff Returns

Opponent	No.	Yards	Avg.	Long
Marshall	0	0	0	0
Norfolk State	2	45	22.5	26
at Maryland	0	0	0.0	0
LSU	0	0	0.0	0
Bowling Green	0	0	0.0	0
UConn	0	0	0.0	0
at Syracuse	0	0	0.0	0
at Rutgers	0	0	0.0	0
Louisville	0	0	0.0	0
at Cincinnati	1	17	17.0	17
Pitt	1	5	5.0	5
at USF				

2011 Single-Game Bests

Kickoff Returns 2 vs. Norfolk State
 Kickoff Return Yardage 45 vs. Norfolk State
 Kickoff Return Average 22.5 vs. Norfolk State
 Touchdowns 0
 Long Return 26 vs. Norfolk State

Bailey's Kickoff Return Statistics

Year	Kickoff Returns	Yards	Avg.	Long
2011	4	67	16.8	26



2 Brad Starks
KOR, 6-3, 193, r-Sr.
Unionville, Va.

2011 Notes

- ✓ Saw first action as a kick returner at Syracuse
- ✓ One kickoff return vs. Louisville for 62 yards
- ✓ Five kickoff returns at Rutgers for 83 yards, with a long of 19 yards
- ✓ Returned three kicks against the Orange for 78 yards with a long of 33 yards

2011 Game-By-Game Kickoff Returns

Opponent	No.	Yards	Avg.	Long
Marshall	0	0	0	0
Norfolk State	0	0	0.0	0
at Maryland	0	0	0.0	0
LSU	0	0	0.0	0
Bowling Green	0	0	0.0	0
UConn	0	0	0.0	0
at Syracuse	3	78	26.0	33
at Rutgers	5	83	16.6	19
Louisville	1	62	62.0	62
at Cincinnati		DNP		
Pitt		DNP		
at USF				

Starks' 2011 Single-Game Bests

Kickoff Returns 5 vs. Rutgers
 Kickoff Return Yardage 83 vs. Rutgers
 Kickoff Return Average 62.0 vs. Louisville
 Touchdowns 0
 Long Return 62 vs. Louisville



4 Devon Brown
KOR, 5-10, 188, r-Sr.
Ashburn, Va.

2011 Notes

- ✓ One of the team's kickoff returners

2011 Game-By-Game Kickoff Returns

Opponent	No.	Yards	Avg.	TDs	Lg
Marshall	0	0	0	0	0
Norfolk State	0	0	0	0	0
at Maryland	0	0	0	0	0
LSU	0	0	0	0	0
Bowling Green	0	0	0	0	0
UConn	0	0	0	0	0
at Syracuse	2	46	23.0	0	24
at Rutgers	0	0	0.0	0	0
Louisville	1	11	11.0	0	11
at Cincinnati	0	0	0.0	0	0
Pitt	0	0	0.0	0	0
at USF					

2011 Game-By-Game Punt Returns

Opponent	No.	Yards	Avg.	Long
Marshall	0	0	0.0	0
Norfolk State	0	0	0.0	0
at Maryland	0	0	0.0	0
LSU	0	0	0.0	0
Bowling Green	1	-1	0.0	0
UConn	0	0	0.0	0
at Syracuse	0	0	0.0	0
at Rutgers	0	0	0.0	0
Louisville	0	0	0.0	0
at Cincinnati	0	0	0.0	0
Pitt	0	0	0.0	0
at USF				

2011 Single-Game Bests

Kickoff Returns 2 vs. Syracuse
 Kickoff Return Yardage 46 vs. Syracuse
 Kickoff Return Average 23.0 vs. Syracuse
 Touchdowns 0
 Long Return 0
 Punt Returns 1 vs. Bowling Green
 Punt Return Yardage 0
 Punt Return Average 0
 Punt Return Touchdowns 0
 Long Punt Return 0

Brown's Punt Return Statistics

Year	Punt Returns	Yards	Avg.	Long
2011	1	-1	0.0	0

Brown's Kickoff Return Statistics

Year	Kickoff Returns	Yards	Avg.	Long
2011	3	57	19.0	24



Offense

Position	No.	Name	Ht.	Wt.	Cl.	GP	GS	CGS	Hometown
WR (X)	3	Stedman Bailey	5-10	190	r-So.	24	20	11	Miami, Fla.
	81	J.D. Woods	6-0	195	r-Jr.	23	4	0	Naples, Fla.
IR (H)	1	Tavon Austin	5-9	173	Jr.	37	25	1	Baltimore, Md.
	85	Willie Milhouse	6-1	202	r-Sr.	11	0	0	Waldorf, Md.
LT	64	Don Barday	6-4	305	r-Sr.	50	38	37	Cranberry Township, Pa.
	79	Nick Kindler	6-6	292	r-So.	10	0	0	Camp Hill, Pa.
LG	57	Jeff Braun	6-4	320	r-Jr.	35	24	24	Westminster, Md.
	65	Chad Snodgrass	6-4	295	r-Sr.	28	0	0	Cross Lanes, W.Va.
C	74	Joe Madsen	6-4	300	r-Jr.	36	36	11	Chadron, Ohio
	57	Jeff Braun	6-4	320	r-Jr.	35	24	24	Westminster, Md.
RG	67	Quinton Spain	6-5	348	r-Fr.	11	0	0	Petersburg, Va.
	55	Tyler Rader	6-3	296	r-Sr.	14	11	11	Cross Lanes, W.Va.
RT	62	Curtis Feigt	6-6	314	r-So.	4	0	0	Berlin, Germany
	76	Pat Eger	6-6	296	r-So.	14	11	11	Clairton, Pa.
IR (Y)	89	Tyler Urban	6-5	251	Sr.	48	22	2	North Huntingdon, Pa.
	4	Devon Brown	5-9	185	r-Sr.	11	2	0	Ashburn, Va.
WR (Z)	5	Ivan McCartney	6-3	176	So.	24	10	10	Miami, Fla.
	80	Ryan Nehlen	6-2	204	r-Jr.	19	1	0	Morgantown, W.Va.
QB	12	Geno Smith	6-3	214	Jr.	29	24	24	Miami, Fla.
	14	Paul Millard	6-1	218	Fr.	3	0	0	Flower Mound, Texas
RB (A)	29	Dustin Garrison	5-8	175	Fr.	11	7	7	Pearland, Texas
	13	Andrew Buie	5-9	184	Fr.	9	2	0	Jacksonville, Fla.
RB (B)	9	Vernard Roberts	5-9	182	Fr.	10	2	0	Washington, D.C.
	20	Shawne Alston	5-11	221	Jr.	26	0	0	Hampton, Va.
	32	Ryan Clarke	6-0	232	r-Jr.	34	8	0	Glen Burnie, Md.
	38	Matt Lindamood	6-0	236	r-Jr.	33	2	0	Parkersburg, W.Va.
	41	Ricky Kovatch	6-1	234	Sr.	49	0	0	Dublin, Ohio

Defense

DT	97	Julian Miller	6-4	259	r-Sr.	50	34	7	Columbus, Ohio
	91	J.B. Lageman	6-3	270	r-Jr.	10	0	0	Huntington, W.Va.
	90	Shaq Rowell	6-3	301	Jr.	8	0	0	Maple Heights, Ohio
NT	99	Jorge Wright	6-2	281	r-Jr.	32	11	0	Miami, Fla.
	94	Josh Taylor	6-1	285	r-Jr.	32	8	1	Miramar, Fla.
	93	Kyle Rose	6-4	248	Fr.	0	0	0	Centerville, Ohio
DE	98	Will Clarke	6-6	260	r-So.	15	9	0	Pittsburgh, Pa.
	11	Bruce Irvin	6-3	236	Sr.	24	6	1	Atlanta, Ga.
	92	Trevor Demko	6-6	251	r-Fr.	3	0	0	Pulpmont, Pa.
SLB	47	Doug Rigg	6-1	228	So.	22	7	0	Oradell, N.J.
	53	Tyler Anderson	6-2	238	r-So.	24	0	0	Morgantown, W.Va.
MLB	56	Jewone Snow	6-3	236	r-Fr.	10	6	0	Canton, Ohio
	33	Jared Barber	6-0	225	Fr.	10	1	1	Mocksville, N.C.
WLB	52	Najee Goode	6-1	239	r-Sr.	50	24	11	Cleveland, Ohio
	43	Casey Vance	5-9	222	r-Sr.	22	7	1	Seneca Rocks, W.Va.
	17	Josh Francis	6-1	214	Jr.	6	1	0	Scranton, Pa.
LCB	8	Keith Tandy	5-10	200	r-Sr.	43	38	38	Hopkinsville, Ky.
	34	Ishmael Banks	6-0	185	r-Fr.	11	0	0	Richmond, Va.
	18	Brantwon Bowser	5-11	185	r-Sr.	23	0	0	Phoenix, Ariz.
SS	28	Terence Garvin	6-3	216	Jr.	34	24	24	Baltimore, Md.
	37	Wes Tonkery	6-1	201	r-Fr.	7	0	0	Shinnston, W.Va.
	24	Eain Smith	5-11	198	r-Sr.	49	20	11	Miramar, Fla.
FS	26	Travis Bell	6-2	202	So.	23	1	0	Belle Glade, Fla.
	46	Matt Moro	6-1	195	Jr.	5	0	0	Miami, Fla.
	25	Darwin Cook	5-11	201	r-So.	24	11	11	Cleveland, Ohio
BS	36	Shaq Petteway	6-0	200	Jr.	11	0	0	Steubenville, Ohio
	23	Brodrick Jenkins	5-10	184	r-So.	24	2	1	Ft. Myers, Fla.
RCB	6	Pat Miller	5-10	185	Jr.	33	11	0	Birmingham, Ala.
	22	Avery Williams	5-11	176	Fr.	4	0	0	Washington, D.C.

Special Teams

PK	40	Tyler Bitancourt	6-1	198	r-Jr.	37	0	0	Springfield, Va.
	44	Corey Smith	5-11	214	r-Jr.	24	0	0	Inwood, W.Va.
P	44	Corey Smith	5-11	214	r-Jr.	24	0	0	Inwood, W.Va.
	48	Michael Molinari	6-2	190	r-Fr.	11	0	0	Parkersburg, W.Va.
KO	44	Corey Smith	5-11	214	r-Jr.	24	0	0	Inwood, W.Va.
	87	Cody Nutter	6-3	241	r-Sr.	37	0	0	Parkersburg, W.Va.
LSN	27	Trent Lusk	5-9	194	r-Jr.	0	0	0	Morgantown, W.Va.
	48	Michael Molinari	6-2	190	r-Fr.	11	0	0	Parkersburg, W.Va.
PR	1	Tavon Austin	5-9	173	Jr.	37	0	0	Baltimore, Md.
	23	Brodrick Jenkins	5-10	182	r-So.	24	0	0	Ft. Myers, Fla.
KR	1	Tavon Austin	5-9	173	Jr.	37	0	0	Baltimore, Md.
	3	Stedman Bailey	5-10	192	r-So.	24	0	0	Miramar, Fla.
	4	Devon Brown	5-9	185	r-Sr.	11	0	0	Ashburn, Va.

Career Games Played/Starts

	GP/GS	2011	2010	2009	2008
Don Barday, r-Sr., OL	50/38	11/11	13/13	13/13	13/1
Julian Miller, r-Sr., DL	50/34	11/7	13/12	13/13	13/2
Najee Goode, r-Sr., LB	50/24	11/11	13/11	13/1	13/1
Eain Smith, r-Sr., DB	49/20	11/11	12/1	13/4	13/4
Ricky Kovatch, Sr., TE/FB	49/0	11/0	13/0	13/0	12/0
Tyler Urban, Sr., TE	48/22	11/7	11/4	13/7	13/4
Keith Tandy, r-Sr., DB	43/38	11/11	13/13	13/13	6/1
Brad Starks, r-Sr., WR	42/12	8/0	13/2	12/8	9/2
Tavon Austin, Jr., WR/RB	37/25	11/9	13/12	13/4	--
Tyler Bitancourt, r-Jr., K	37/0	11/0	13/0	13/0	--
Cody Nutter, r-Sr., LS	37/0	11/0	13/0	13/0	--
Joe Madsen, r-Jr., OL	36/36	11/11	12/12	13/13	--
Jeff Braun, r-Jr., OL	35/24	11/11	13/13	11/0	--
Terence Garvin, Jr., DB	34/24	11/11	13/13	10/0	--
Ryan Clarke, r-Jr., FB	34/8	9/3	13/4	12/1	--
Pat Miller, Jr., DB	33/11	11/9	13/2	9/0	--
Matt Lindamood, r-Jr., TE/FB	33/2	8/1	13/1	12/0	--
Jorge Wright, r-Jr., DE	32/11	11/10	12/1	9/0	--
Josh Taylor, r-Sr., DL	32/8	8/1	11/0	12/7	1/0
Geno Smith, Jr., QB	29/24	11/11	13/13	5/0	--
Chad Snodgrass, r-Sr., OL	28/0	11/0	13/0	4/0	--
Josh Jenkins, Sr., OL	27/22	--	9/9	13/13	5/0
Shawne Alston, Jr., RB	26/0	9/0	11/0	5/0	--
Stedman Bailey, r-So., WR	24/20	11/11	13/9	--	--
Darwin Cook, r-So., DB	24/11	11/11	13/0	--	--
Bruce Irvin, Sr., DE	24/6	11/6	13/0	--	--
Brodrick Jenkins, r-So., DB	24/2	11/2	13/0	--	--
Tyler Anderson, r-So., LB	24/0	11/0	13/0	--	--
John Bassler, r-Jr., OL	24/0	7/0	13/0	4/0	--
Corey Smith, r-Jr., P/K	24/0	11/0	13/0	--	--
Ivan McCartney, So., WR	23/10	11/10	12/0	--	--
J.D. Woods, r-Jr., WR	23/4	6/0	13/4	4/0	--
Travis Bell, So., DB	23/1	10/1	13/0	--	--
Doug Rigg, So., LB	22/7	9/7	13/0	--	--
Brantwon Bowser, r-Sr., DB	22/0	9/0	13/0	--	--
Casey Vance, r-Sr., LB	21/7	9/7	12/0	--	--
Ryan Nehlen, r-Jr., WR	19/1	11/1	6/0	2/0	--
Mike Dorsey, So., DB	19/0	6/0	13/0	--	--
Lawrence Smith, r-Jr., DB	16/0	--	13/0	3/0	--
Will Clarke, r-So., DE	15/9	11/9	4/0	--	--
Pat Eger, r-So., OL	14/11	11/11	3/0	--	--
Tyler Rader, r-Sr., OL	14/11	11/11	3/0	--	--
Donovan Miles, r-Sr., LB	14/0	9/0	1/0	3/0	--
Dustin Garrison, Fr., RB	11/7	11/7	--	--	--
Devon Brown, r-Sr., IR	11/2	11/2	--	--	--
Ishmael Banks, r-Fr., DB	11/0	11/0	--	--	--
Cecil Level, r-So., DB	11/0	11/0	--	--	--
Willie Milhouse, r-Sr., WR	11/0	11/0	--	--	--
Mike Molinari, r-Fr., H/K	11/0	11/0	--	--	--
Taige Redman, r-So., LB	11/0	11/0	--	--	--
Quinton Spain, r-Fr., OL	11/0	11/0	--	--	--
Jewone Snow, r-Fr., LB	10/6	10/6	--	--	--
Cole Bowers, r-So., OL	10/2	1/0	9/2	--	--
Vernard Roberts, Fr., RB	10/2	10/2	--	--	--
Jared Barber, Fr., LB	10/1	10/1	--	--	--
J.B. Lageman, r-Jr., DE	10/0	6/0	3/0	1/0	--
Nick Kindler, r-So., OL	10/0	10/0	--	--	--
Shaq Petteway, Fr., DB	10/0	10/0	--	--	--
Andrew Buie, Fr., RB	9/2	9/2	--	--	--
Shaq Rowell, Jr., DL	8/0	8/0	--	--	--
Troy Gloster, r-Fr., LB	8/0	8/0	--	--	--
Trey Johnson, So., RB	7/1	2/0	5/1	--	--
Wes Tonkery, r-Fr., DB	7/0	7/0	--	--	--
Josh Francis, Jr., LB	6/1	6/1	--	--	--
Will Marable, Jr., DB	5/0	5/0	--	--	--
Matt Moro, Jr., DB	5/0	5/0	--	--	--
Coley White, r-Jr., QB/WR	4/0	--	3/0	1/0	--
Avery Williams, Fr., DB	4/0	4/0	--	--	--
Curtis Feigt, r-So., DL	4/0	2/0	2/0	--	--
Paul Millard, Fr., QB	3/0	3/0	--	--	--
Trevor Demko, r-Fr., DE	3/0	3/0	--	--	--
Connor Arlia, Fr., IR	2/0	2/0	--	--	--
Steve Paskorz, r-Sr., LB	1/0	1/0	--	--	--

- ✓ **West Virginia would be 9-3 for the 2011 season**
- ✓ **Dana Holgorsen would be 9-3 as West Virginia's head coach**
 - his overall coaching record would be 9-3
 - he would be 1-0 against Skip Holtz
 - he would be 1-0 versus USF
 - he would be 1-0 versus the Bulls in Tampa
 - he would be 1-0 in 12th games at WVU
 - he would be 1-0 in fifth road games at WVU
 - he would be 5-2 in BIG EAST conference play for 2011
 - he would be 3-1 in BIG EAST conference road games for 2011
 - he would be 5-2 in all-time BIG EAST conference play
 - he would be 3-1 in all-time BIG EAST conference road games
 - he would be 1-0 in December BIG EAST conference games for 2011
 - he would be 1-0 in all-time December BIG EAST conference games
 - he would be 1-0 in December BIG EAST conference road games for 2011
 - he would be 1-0 in all-time December BIG EAST conference road games
 - he would have a three-game BIG EAST conference winning streak
 - he would have a three-game BIG EAST conference road winning streak
- ✓ **WVU would lead all-time series with USF 4-3**
 - WVU would have a two-game winning streak in the series
 - WVU would break a two-game road losing streak in the series
 - WVU would be 2-2 all-time in the series in Tampa
 - WVU would be 4-3 vs. USF in all-time BIG EAST play
- ✓ **The Mountaineers would be 44-55 on natural grass since 1980**
 - WVU was 9-21 on grass in the 90s, 20-18 on grass in the 2000 decade and would be 3-2 on grass in this decade
 - WVU would be 2-0 on grass under Holgorsen
 - WVU would be 2-0 on grass in 2011
 - WVU would have a three-game winning streak on grass
 - WVU would have a three-game road winning streak on grass
- ✓ **WVU would be 1-0 in the month of December under Holgorsen**
 - WVU would be 1-0 on the road in the month of December under Holgorsen
 - WVU would be 6-2 all-time in the month of December in the regular season
 - WVU would be 3-0 all-time on the road in the month of December in the regular season
 - WVU would be 1-1 all-time on December 1
 - WVU would be 1-0 for December 2011
 - WVU would be 1-0 on the road for December 2011
- ✓ **West Virginia would be 4-1 in white jerseys under Holgorsen**
 - WVU would be 4-1 in white jerseys for the 2011 season
 - WVU would have a three-game winning streak wearing white jerseys
 - WVU would be 95-73 in white jerseys since 1980
 - WVU was 34-22 in white jerseys in the 2000 decade and would be 7-3 in white jerseys in this decade
- ✓ **West Virginia would be 4-1 on the road under Holgorsen**
 - The Mountaineers would be 4-1 on the road in 2011
 - The Mountaineers would have a three-game road winning streak
 - WVU would be 95-74 on the road since 1980
 - WVU was 57-25 on the road in the 2000 decade and would be 7-4 on the road in this decade
 - WVU would be 39-18 on the road since 2002
- ✓ **West Virginia would be 2-2 in night games under Holgorsen**
 - WVU would be 2-2 in night games for 2011
 - WVU would have a two-game winning streak in night games
 - WVU would be 50-37-1 in night games since 1980
 - WVU was 31-12 in night games in the 2000 decade and would be 4-5 in night games in this decade
 - WVU would be 68-51 in night games since 1940
 - WVU would be 16-14 in road night games since 2000
 - WVU would break a four-game losing streak in road night games
 - WVU would be 1-1 in road night games under Holgorsen
- ✓ **West Virginia would be 5-2 in BIG EAST conference play for 2011**
 - WVU would be 3-1 in BIG EAST road games for 2011
 - WVU would be 93-51-1 in all-time BIG EAST play
 - WVU would be 44-29 in all-time BIG EAST road games
 - WVU would be 6-1 in all-time December BIG EAST games
 - WVU would be 3-0 in all-time December BIG EAST road games

- WVU would be 1-0 in December BIG EAST games for 2011
- WVU would be 1-0 in December BIG EAST road games for 2011
- WVU would be 5-2 all-time in BIG EAST games under Holgorsen
- WVU would be 3-1 all-time in BIG EAST road games under Holgorsen
- WVU would be 1-0 in December BIG EAST games under Holgorsen
- WVU would be 1-0 in December BIG EAST road games under Holgorsen
- WVU would have a three-game winning streak in BIG EAST play
- WVU would have a three-game road winning streak in BIG EAST play
- WVU would be 36-13 in its last 49 BIG EAST games

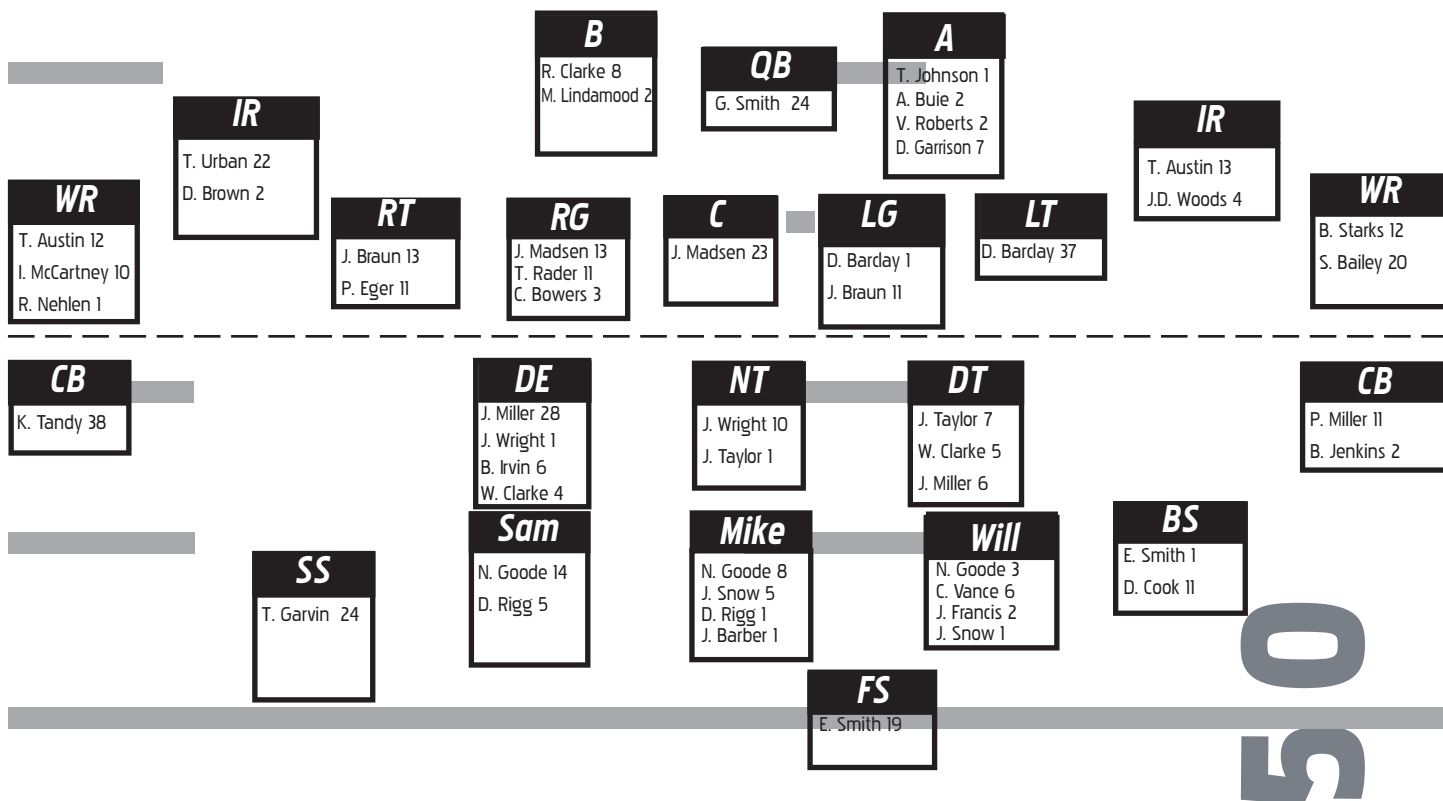
- ✓ **West Virginia will have won 80 of its last 101 regular-season games**
 - WVU will have won 84 of its last 109 overall games
 - WVU would be 69-20 over the last 89 games
- ✓ **West Virginia would be 90-85-1 all-time in nationally televised games**
 - WVU would be 3-1 on ESPN for the season
 - WVU would be 38-26-1 all-time on ESPN
 - WVU would be 3-1 on ESPN under Holgorsen
 - WVU would be 1-1 on the road on ESPN under Holgorsen
 - WVU would be 18-20 all-time on the road on ESPN
 - WVU would have a two-game winning streak on ESPN
 - WVU would break a two-game road losing streak on ESPN
- ✓ **The 2011 seniors would have a 36-15 career record**
- ✓ **West Virginia would be 26-19 in pro football stadiums since 1980**
 - WVU would be 2-0 in professional football stadiums for the 2011 season
 - WVU would have a three-game winning streak in pro football stadiums
 - WVU would be 2-0 in pro football stadiums under Holgorsen
 - WVU would be 2-2 all-time in Raymond James Stadium/1-0 under Holgorsen
 - WVU would break a two-game losing streak in Raymond James Stadium



Tyler Urban



Career Starts By Position



2011 Offense Game-By-Game Starters

Game	WR (x)	IR (H)	IR (Y)	WR (Z)	LT	LG	C	RG	RT	A	B	QB
Marshall	S. Bailey	T. Urban	--	R. Nehlen	D. Barclay	J. Braun	J. Madsen	T. Rader	P. Eger	A. Buie	R. Clarke	G. Smith
Norfolk State	S. Bailey	T. Austin	D. Brown	I. McCartney	D. Barclay	J. Braun	J. Madsen	T. Rader	P. Eger	V. Roberts	--	G. Smith
Maryland	S. Bailey	T. Austin	--	I. McCartney	D. Barclay	J. Braun	J. Madsen	T. Rader	P. Eger	A. Buie	R. Clarke	G. Smith
LSU	S. Bailey	T. Austin	D. Brown	I. McCartney	D. Barclay	J. Braun	J. Madsen	T. Rader	P. Eger	V. Roberts	--	G. Smith
Bowling Green	S. Bailey	T. Austin	T. Urban	I. McCartney	D. Barclay	J. Braun	J. Madsen	T. Rader	P. Eger	D. Garrison	--	G. Smith
UConn	S. Bailey	T. Austin	T. Urban	I. McCartney	D. Barclay	J. Braun	J. Madsen	T. Rader	P. Eger	D. Garrison	--	G. Smith
Syracuse	S. Bailey	T. Austin	T. Urban	I. McCartney	D. Barclay	J. Braun	J. Madsen	T. Rader	P. Eger	D. Garrison	--	G. Smith
Rutgers	S. Bailey	T. Austin	T. Urban	I. McCartney	D. Barclay	J. Braun	J. Madsen	T. Rader	P. Eger	D. Garrison	--	G. Smith
Louisville	S. Bailey	T. Austin	--	I. McCartney	D. Barclay	J. Braun	J. Madsen	T. Rader	P. Eger	D. Garrison	M. Lindamood	G. Smith
Cincinnati	S. Bailey	--	T. Urban	I. McCartney	D. Barclay	J. Braun	J. Madsen	T. Rader	P. Eger	D. Garrison	R. Clarke	G. Smith
Pitt	S. Bailey	T. Austin	T. Urban	I. McCartney	D. Barclay	J. Braun	J. Madsen	T. Rader	P. Eger	D. Garrison	--	G. Smith

2011 Defense Game-By-Game Starters

Game	DE	NT	DT	SLB	MLB	WLB	LCB	SS	FS	BS	RCB
Marshall	B. Irvin	J. Wright	W. Clarke	D. Rigg	N. Goode	C. Vance	K. Tandy	T. Garvin	E. Smith	D. Cook	P. Miller
Norfolk State	B. Irvin	J. Wright	W. Clarke	D. Rigg	N. Goode	C. Vance	K. Tandy	T. Garvin	E. Smith	D. Cook	P. Miller
Maryland	B. Irvin	J. Wright	W. Clarke	D. Rigg	N. Goode	C. Vance	K. Tandy	T. Garvin	E. Smith	D. Cook	P. Miller
LSU	B. Irvin	J. Wright	W. Clarke	D. Rigg	N. Goode	J. Francis	K. Tandy	T. Garvin	E. Smith	D. Cook	P. Miller
Bowling Green	B. Irvin	J. Wright	J. Miller	N. Goode	J. Snow	C. Vance	K. Tandy	T. Garvin	E. Smith	D. Cook	P. Miller
UConn	W. Clarke	J. Wright	J. Miller	N. Goode	J. Snow	C. Vance	K. Tandy	T. Garvin	E. Smith	D. Cook	P. Miller
Syracuse	W. Clarke	J. Wright	J. Miller	N. Goode	J. Snow	C. Vance	K. Tandy	T. Garvin	E. Smith	D. Cook	P. Miller
Rutgers	W. Clarke	J. Wright	J. Miller	D. Rigg	J. Snow	N. Goode	K. Tandy	T. Garvin	E. Smith	D. Cook	B. Jenkins
Louisville	W. Clarke	J. Wright	J. Miller	D. Rigg	J. Snow	N. Goode	K. Tandy	T. Garvin	E. Smith	D. Cook	P. Miller
Cincinnati	W. Clarke	J. Wright	J. Miller	D. Rigg	J. Snow	N. Goode	K. Tandy	T. Garvin	E. Smith	D. Cook	P. Miller
Pitt	B. Irvin	J. Taylor	J. Miller	N. Goode	J. Barber	C. Vance	K. Tandy	T. Garvin	E. Smith	D. Cook	B. Jenkins



Offense

84/TD	Bailey pass from Smith (UConn)
72	Austin pass from Smith (LSU)
64/TD	Bailey pass from Smith (Syracuse)
63/TD	Bailey pass from Smith (Pitt)
59/TD	Bailey pass from Smith (Cincinnati)
55	Brown pass from Smith (Norfolk St.)
52/TD	Alston rush (Rutgers)
51	McCartney pass from Smith (UConn)
47	Austin pass from Smith (Maryland)
46	Bailey pass from Smith (Louisville)
46	McCartney pass from Smith (Louisville)
45	Austin pass from Smith (Norfolk St.)
45	Bailey pass from Mallard (BG)
44	McCartney pass from Smith (UConn)
43	Milhouse pass from Smith (Syracuse)
42	Garrison rush (BG)
41	Bailey pass from Smith (BG)
40	Bailey pass from Smith (Norfolk St.)
39/TD	McCartney pass from Smith (Norfolk St.)
39	Austin pass from Smith (Cincinnati)
38	Austin pass from Smith (LSU)
36	Garrison pass from Smith (Norfolk St.)
36	McCartney pass from Smith (Maryland)
34/TD	Bailey pass from Smith (Maryland)
32	Austin pass from Smith (BG)
32	Bailey pass from Smith (Rutgers)
33/TD	McCartney pass from Smith (BG)
30/TD	Starks pass from Millard (Norfolk St.)
29	Milhouse pass from Smith (Marshall)
29	McCartney pass from Smith (Norfolk St.)
28	Bailey pass from Smith (Marshall)
27/TD	Bailey pass from Smith (UConn)
25	Garrison rush (BG)
25/TD	Starks pass from Smith (Syracuse)
25/TD	Austin 25 pass from Smith (Louisville)
25	Austin pass from Smith (Pitt)
24	McCartney pass from Smith (Maryland)
24	Bailey pass from Smith (UConn)
24	Austin pass from Smith (Louisville)
24	Milhouse pass from Smith (Cincinnati)
24	Austin pass from Smith (Pitt)
23	Starks pass from Smith (Rutgers)
23	Austin pass from Smith (Cincinnati)
22/TD	Starks pass from Smith (UConn)
21	Nehlen pass from Smith (UConn)
21	Austin pass from Smith (UConn)
21	Austin pass from Smith (Cincinnati)
20	Austin pass from Smith (Marshall)
20	Brown pass from Smith (Norfolk St.)

20	Austin pass from Smith (Maryland)
20	Bailey pass from Smith (LSU)
20/TD	Bailey pass from Smith (LSU)
20	McCartney pass from Smith (LSU)
20/TD	Austin pass from Smith (Rutgers)
20	Buie pass from Smith (Cincinnati)

Defense

83	Snow fumble return (UConn)
37/TD	Garvin interception return (Maryland)
21	Cook interception return (Pitt)

Special Teams

100/TD	Austin kickoff return (Marshall)
64	Austin punt return (Norfolk St.)
62	Starks kickoff return (Louisville)
45/FG	Bitancurt field goal (BG)
43/FG	Bitancurt field goal (Marshall)
39	Austin Kickoff return (Louisville)
35/FG	Bitancurt field goal (Maryland)
35	Austin kickoff return (Louisville)
35	Austin kickoff return (Louisville)
33/FG	Bitancurt field goal (UConn)
33	Starks kickoff return (Syracuse)
31/FG	Bitancurt field goal (UConn)
31	Austin kickoff return (UConn)
31	Starks kickoff return (Syracuse)
30/FG	Bitancurt field goal (BG)
28	Austin kickoff return (Cincinnati)
28/FG	Bitancurt field goal (Cincinnati)
27/FG	Bitancurt field goal (Marshall)
27	Austin kickoff return (Maryland)
27/FG	Bitancurt field goal (Syracuse)
26	Bailey kickoff return (Norfolk St.)
26	Austin kickoff return (LSU)
26	Austin punt return (Cincinnati)
25	Austin kickoff return (Norfolk St.)
25	Austin kickoff return (Maryland)
25	Austin kickoff return (Cincinnati)
24	Austin kickoff return (Syracuse)
24	Brown kickoff return (Syracuse)
23	Austin kickoff return (LSU)
22	Austin punt return (Marshall)
22	Brown kickoff return (Syracuse)
21/FG	Bitancurt field goal (Marshall)
21	Austin kickoff return (Maryland)
21/FG	Bitancurt field goal (Maryland)



WVU Opponent's 20-yard Plays in 2011



Offense

65.....Legaux rush (Cincinnati)
 56.....Boyce pass from Flores (Norfolk St.)
 55.....Brown rush (Louisville)
45/TD..... Harrison pass from Nova (Rutgers)
 45.....Pead pass from Legaux (Cincinnati)
40/TD Pead 40 rush (Cincinnati)
 38.....Demps pass from Walley (Norfolk St.)
 37.....Rogers pass from Bridgewater (Louisville)
 34.....Thompkins pass from Legaux (Cincinnati)
 33.....Pead rush (Cincinnati)
 30.....Beckham pass from Lee (LSU)
 29.....Hairston pass from Walley (Norfolk St.)
 29.....Stevens pass from Nassib (Syracuse)
 29.....Chichester 29 pass from Bridgewater (Louisville)
 28.....Martin rush (BG)
 27.....Graham pass from Nassib (Syracuse)
 26.....Wilson pass from Cato (Marshall)
 26.....Parker 26 pass from Bridgewater (Louisville)
 25.....Wilson 25 pass from Cato (Marshall)
 25.....Boykins pass from O'Brien (Maryland)
 25.....Coleman pass from Nova (Rutgers)
 24.....Furstenburg pass from O'Brien (Maryland)
 24.....Provo pass from Nassib (Syracuse)
 22.....Logan pass from O'Brien (Maryland)
 22.....Martinez rush (Marshall)
22/TD.....Ford rush (LSU)
 22.....Jones pass from Sunseri (Pitt)
 21.....Wright pass from Nova (Rutgers)
 21.....Brown pass from Bridgewater (Louisville)
 20.....Martinez rush (Marshall)
 20.....Williams pass from McEntee (UConn)
20/TD Meggett rush (Maryland)
 20.....Lemon pass from Bailey (Syracuse)
 20.....Street pass from Sunseri (Pitt)
 20.....Brown rush (Pitt)

Defense

50.....Bailey rush (Syracuse)
48/TD Brown interception return (UConn)
 24.....Thomas interception return (Syracuse)

Special Teams

99/TD Claiborne kickoff return (LSU)
98/TD Graham kickoff return (Syracuse)
87/TD Booker punt return (Marshall)
82/TD Johnson blocked field goal return (Louisville)
 77.....Gates kickoff return (BG)
53/FG Teggart field goal (UConn)
50/FG..... Goldberg field goal (Norfolk St.)

47.....Kobena kickoff return (Syracuse)
40/FG..... Estep field goal (Norfolk St.)
40/FG..... Teggart field goal (UConn)
40/FG..... Te field goal (Rutgers)
39/FG..... Estep field goal (Norfolk St.)
39/FG..... Estep field goal (Norfolk St.)
39/FG..... Philpott field goal (Louisville)
 36.....Gates kickoff return (BG)
 36.....Davis kickoff return (Pitt)
 33.....Booker kickoff return (Marshall)
 31.....Anderson kickoff return (Louisville)
 31.....Jones kickoff return (Pitt)
 30.....Hairston kickoff return (Norfolk St.)
 30.....Gates kickoff return (BG)
30/FG..... Harper field goal (Pitt)
 30.....Davis kickoff return (Pitt)
 29.....Wilson kickoff return (Maryland)
 29.....Pickett kickoff return (Maryland)
 28.....Gates kickoff return (BG)
 27.....Thomas kickoff return (Rutgers)
 27.....Wright kickoff return (Louisville)
27/FG Harper field goal (Pitt)
 26.....Foxy kickoff return (UConn)
 26.....Anderson kickoff return (Louisville)
 25.....Center kickoff return (Norfolk St.)
25/FG Ferrara field goal (Maryland)
 25.....Wilson kickoff return (Maryland)
 23.....Copperwood kickoff return (Norfolk St.)
 23.....Pickett kickoff return (Maryland)
 23.....Claiborne kickoff return (LSU)
 23.....Thomas kickoff return (Rutgers)
 22.....Booker kickoff return (Marshall)
22/FG Teggart field goal (UConn)
 22.....Abernathy kickoff return (Cincinnati)
21/FG Warner field goal (Marshall)
21/FG Stein field goal (BG)
 21.....Anderson kickoff return (Louisville)
 21.....Bushell kickoff return (Louisville)
 21.....Reed kickoff return (Pitt)
 20.....Booker kickoff return (Marshall)
 20.....Center kickoff return (Norfolk St.)
 20.....Thomas kickoff return (Rutgers)



WVU's 2011 Scoring Drives

Opponent	Plays	Yds	Time	Result
Marshall	10	71	4:38	Bitancurt 27 FG
Marshall	10	62	3:32	McCartney 4 pass from Smith
Marshall	13	62	6:05	Bailey 15 pass from Smith
Marshall	7	23	2:14	Bitancurt 43 FG
Marshall	0	0	0	Austin 100 KO Return
Marshall	11	54	3:46	Roberts 1 rush
Norfolk St.	10	60	3:15	Bitancurt 17 FG
Norfolk St.	11	81	2:42	Brown 18 pass from Smith
Norfolk St.	3	51	1:01	Roberts 3 rush
Norfolk St.	5	80	1:32	Austin 3 pass from Smith
Norfolk St.	6	60	2:15	Garrison 1 rush
Norfolk St.	4	49	1:19	Urban 12 pass from Smith
Norfolk St.	2	48	0:40	McCartney 39 pass from Smith
Norfolk St.	9	79	2:50	Bitancurt 21 FG
Norfolk St.	10	57	4:13	Starks 20 pass from Millard
Maryland	10	88	4:04	Roberts 9 rush
Maryland	0	0	0:00	Garvin 37 interception return
Maryland	6	52	1:54	Bitancurt 35 FG
Maryland	5	67	1:09	Buie 10 rush
Maryland	9	53	2:26	Bitancurt 34 FG
Maryland	7	78	3:19	Bailey 34 pass from Smith
Maryland	14	65	5:41	Bitancurt 21 FG
LSU	12	73	4:14	Bailey 20 pass from Smith
LSU	6	80	2:13	Urban 12 pass Smith
LSU	5	90	1:23	Garrison 1 rush
BG	6	26	1:14	Bitancurt 30 FG
BG	5	70	1:36	McCartney 33 pass from Smith
BG	11	71	3:46	Alston 8 rush
BG	9	60	2:43	Nehlen 15 pass from Smith
BG	6	90	1:48	Garrison 19 rush
BG	7	49	2:29	Starks 6 pass from Smith
BG	6	63	1:53	Garrison 8 rush
BG	12	59	5:23	Bitancurt 45 FG
BG	6	84	2:25	Alston 8 rush
UConn	7	61	2:07	Bitancurt 31 FG
UConn	7	45	2:19	Garrison 14 rush
UConn	2	12	0:10	Austin 12 pass from Smith
UConn	1	84	0:12	Bailey 84 pass from Smith
UConn	6	50	2:15	Starks 22 pass from Smith
UConn	9	34	3:13	Bitancurt 33 FG
UConn	3	81	0:59	Bailey 27 pass from Smith
SYR	10	50	3:09	Bitancurt 27 FG
SYR	3	69	1:32	Bailey 64 pass from Smith
SYR	14	57	4:53	Alston 1 rush
SYR	6	63	2:11	Starks 25 pass from Smith
RU	3	74	1:05	Alston 52 rush
RU	1	80	0:13	Austin 80 rush
RU	2	7	0:23	Alston 2 rush
RU	7	46	3:28	Bailey 19 pass from Smith
RU	11	89	4:44	Smith 1 rush
RU	3	37	1:15	Austin 20 pass from Smith
LQU	3	30	0:49	Austin 25 pass from Smith
LQU	7	76	2:42	Bailey 5 pass from Smith
LQU	13	65	4:47	Alston 2 rush
LQU	8	96	2:57	Alston 7 rush

Opponent	Plays	Yds	Time	Result
LQU	7	65	0:59	Bailey 1 pass from Smith
CIN	4	78	1:24	Bailey 59 pass from Smith
CIN	11	72	5:19	Bitancurt 28 FG
CIN	0	0	0:00	Miller fumble recovery
CIN	12	74	4:21	Alston 1 rush
Pitt	2	63	1:00	Bailey 63 pass from Smith
Pitt	7	60	2:30	Alston 8 rush
Pitt	11	83	3:17	Alston 1 rush

WVU's Opponents 2011 Scoring Drives



Opponent	Plays	Yds	Time	Result
Marshall	0	0	0:00	Booker 87 punt return
Marshall	10	72	1:55	Warner 24 FG
Marshall	12	47	5:11	Warner 21 FG
Norfolk St.	7	42	4:04	Goldberg 50 FG
Norfolk St.	9	74	2:16	Estep 39 FG
Norfolk St.	9	42	4:22	Estep 39 FG
Norfolk St.	3	14	0:29	Estep 40 FG
Maryland	13	77	3:52	Ferrara 25 FG
Maryland	5	65	1:23	Dorsey 18 pass from O'Brien
Maryland	5	61	1:29	Meggett 20 rush
Maryland	7	44	2:07	Adams 6 rush
Maryland	12	66	4:20	Adams 2 rush
LSU	8	58	3:22	Randle 11 pass from Lee
LSU	7	50	2:42	Ford 22 rush
LSU	3	61	1:29	Beckham 52 pass from Lee
LSU	2	1	0:11	Clement 1 pass
LSU	0	0	0:00	Claiborne 99 kickoff return
LSU	9	57	4:17	Ford 15 rush
LSU	8	55	4:56	Blue 18 rush
BG	1	18	0:06	Hutson 18 pass from Schilz
BG	11	52	4:14	Stein 21 FG
UConn	8	43	4:13	Teggart 40 FG
UConn	4	1	1:44	Teggart 53 FG
UConn	8	53	0:55	Teggart 22 G
UConn	0	0	0:00	Brown 48 interception return
SVR	14	84	6:21	Provo 3 pass from Nassib
SVR	14	80	5:53	Nassib 1 rush
SVR	0	0	0:00	Graham 98 kickoff return
SVR	6	51	2:46	Stevens 29 pass from Nassib
SVR	11	72	4:55	Provo 10 pass from Nassib
SVR	7	35	3:31	Provo 5 pass from Nassib
SVR	7	79	3:52	Bailey 3 rush
RU	4	5	1:36	Te 40 FG
RU	3	11	1:12	Sanu 14 pass from Nova
RU	4	61	1:31	Harrison 45 pass from Nova
RU	9	63	3:36	Jamison 1 rush
RU	11	74	5:28	Jamison 18 rush
LQU	5	73	2:38	Wright 8 rush
LQU	7	78	3:32	Perry 13 rush
LQU	6	56	1:33	Rogers 4 pass from Bridgewater
LQU	4	7	2:08	Philpott 39 FG
LQU	0	0	0:00	Johnson 82 blocked FG return
LQU	13	66	7:03	Brown 3 rush
CIN	3	54	0:51	Pead 40 rush
CIN	2	52	3:27	Legaux 7 rush
CIN	10	52	3:27	Pead 10 rush
Pitt	13	71	4:35	Brown 1 rush
Pitt	5	52	1:43	Bennett 6 rush
Pitt	5	20	2:14	Harper 30 FG
Pitt	4	7	1:17	Harper 27 FG




By The Mountaineers ...

30 Rushing Attempts: 32 by Dustin Garrison vs. Bowling Green/Oct. 1, 2011
40 Rushing Attempts: 40 by Quincy Wilson vs. Rutgers/Oct. 11, 2003
100 Rushing Yards: 110 by Shawne Alston at Rutgers/Oct. 29, 2011
200 Rushing Yards: 291 by Dustin Garrison vs. Bowling Green/Oct. 1, 2011
75-Yard Run (no touchdown): 79 by Noel Devine at Louisville/Nov. 22, 2008
75-Yard Touchdown Run: 80 by Tavon Austin at Rutgers/Oct. 29, 2011
50-Yard Run (no touchdown): 50 by Noel Devine vs. Maryland/Sept. 18, 2010
50-Yard Touchdown Run: 80 by Tavon Austin at Rutgers/Oct. 29, 2011
2 Rushing Touchdowns: 2 by Shawne Alston vs. Louisville/Nov. 5, 2011 and vs. Pitt/Nov. 25, 2011
2 Rushing Touchdowns in Back-to-Back Games: 2 by Shawne Alston at Rutgers/Oct. 29, 2011 and vs. Louisville/Nov. 5, 2011
3 Rushing Touchdowns: 3 by Noel Devine at Auburn/Sept. 19, 2009
Double 100-Yard Rushers: by Pat White (200) and Noel Devine (154) at Louisville/Nov. 22, 2008
Double 200-Yard Rushers: by Pat White (220) and Steve Slaton (215) at Pitt/Nov. 16, 2006
30 Pass Completions: 31 by Geno Smith vs. Louisville/Nov. 5, 2011
20 Pass Completions: 22 by Geno Smith vs. Pitt/Nov. 25, 2011
15 Pass Completions: 22 by Geno Smith vs. Pitt/Nov. 25, 2011
Consecutive Completions: 13 by Geno Smith vs. USF/Oct. 14, 2010
60 Pass Attempts: 65 by Geno Smith vs. LSU/Sept. 24, 2011
50 Pass Attempts: 65 by Geno Smith vs. LSU/Sept. 24, 2011
40 Pass Attempts: 43 by Geno Smith at Cincinnati/Nov. 12, 2011
35 Pass Attempts: 43 by Geno Smith at Cincinnati/Nov. 12, 2011
30 Pass Attempts: 31 by Geno Smith vs. Pitt/Nov. 25, 2011
3 Touchdown Passes: 3 by Geno Smith vs. Louisville/Nov. 5, 2011
4 Touchdown Passes: 4 by Geno Smith vs. Connecticut/Oct. 8, 2011
5 or more Touchdown Passes: 5 by Pat White vs. Villanova, Aug. 30, 2008
300 Yards Passing: 372 by Geno Smith at Cincinnati/Nov. 12, 2011
400 Yards Passing: 410 by Geno Smith vs. Louisville/Nov. 5, 2011
100 Yards Rushing and Passing: by Pat White (200/122) at Louisville/Nov. 22, 2008
200 Yards Rushing and Passing: by Pat White (220/204) at Pitt/Nov. 16, 2006
100 Yards Rushing and Receiving: by Steve Slaton (215/130) at Pitt/Nov. 16, 2006
300 Yards Total Offense: 352 by Geno Smith at Cincinnati/Nov. 12, 2011
400 Yards Total Offense: 402 by Geno Smith vs. Louisville/Nov. 5, 2011
10 Receptions: 10 by Tavon Austin vs. Pitt/Nov. 25, 2011
9 Receptions: 10 by Tavon Austin vs. Pitt/Nov. 25, 2011
3 Touchdown Receptions: 3 by Brad Starks vs. UNLV/Oct. 9, 2010
2 Touchdown Receptions: 2 by Stedman Bailey vs. Louisville/Nov. 5, 2011
Two Players with 2 Touchdown Receptions: 2 by Jock Sanders and Tavon Austin vs. Cincinnati/Nov. 13, 2010
Double 100-Yard Receivers: 126 by Tavon Austin and 104 by Stedman Bailey at Cincinnati/Nov. 12, 2011
Three 100-Yard Receivers: 122 by Tavon Austin, 113 by Stedman Bailey and 101 by Ivan McCartney at Maryland/Sept. 17, 2011
100 Yards Receiving: 102 by Tavon Austin vs. Pitt/Nov. 25, 2011
150 Yards Receiving: 178 by Stedman Bailey vs. Connecticut/Oct. 8, 2011
200 Yards Receiving: 209 by Chris Henry at Syracuse/Nov. 22, 2003
75-Yard Touchdown Reception: 84 by Stedman Bailey from Geno Smith vs. Connecticut/Oct. 8, 2011
50-Yard Touchdown Reception: 63 by Stedman Bailey from Geno Smith vs. Pitt/Nov. 25, 2011
50-Yard Reception (no touchdown): 72 by Tavon Austin from Geno Smith vs. LSU/Sept. 24, 2011
Rushing and Receiving Touchdown: by Tavon Austin at Rutgers/Oct. 29, 2011
2 Rushing and 2 Receiving Touchdowns: by Steve Slaton at Pitt/Nov. 16, 2006
Kickoff Return For Touchdown: 100 yards by Tavon Austin vs. Marshall/Sept. 4, 2011
Returned Opening Kick for a Touchdown: 98 yards by Tavon Austin vs. UConn/Oct. 24, 2009
Punt Return For Touchdown: 50 yards by Vaughn Rivers at Mississippi State/Oct. 7, 2006
Punt Blocked and Returned For Touchdown: 1 yard by Thandi Smith (blocked, picked up and returned) at Rutgers/Oct. 8, 2005
Punt Blocked: by Kent Richardson at Rutgers/Dec. 5, 2009
Punt Blocked For Touchdown: Blocked by Jerry White and recovered by Joe Hunter vs. UCF/Nov. 1, 2003
Interception Return For Touchdown: 37 yards by Terence Garvin at Maryland/Sept. 17, 2011
Interception Return For Touchdown by a Defensive Lineman: 19 yards by Keilen Dykes at Syracuse/Oct. 6, 2007
Two Interceptions Returned for Touchdown: by Shawn Hackett (41) and Grant Wiley (22) vs. Boston College/Sept. 2, 2000
50-Yard Field Goal: 52 yards by Pat McAfee vs. Cincinnati/Nov. 8, 2008
Field Goal Blocked: by Eain Smith at Cincinnati/Nov. 12, 2011
Missed an Extra Point: by Tyler Bitancurt at Rutgers/Oct. 29, 2011



Dustin Garrison



Tyler Bitancurt

The Last Time ...

WEST VIRGINIA

Three Interceptions in a Game: 3 by Vann Washington vs. Louisiana Tech/Oct. 29, 1994
Four Interceptions in a Game: 4 by Mike Slater vs. Kentucky/Nov. 1, 1969
Intercepted Fumble Returned For Touchdown: no instance yet found
Fumble Recovered/Returned For Touchdown: 44 yards by Eric Wicks vs. Louisville/Nov. 8, 2007
Fumble Recovered For Touchdown: 0 yards by Julian Miller at Cincinnati/Nov. 12, 2011
Two-Point Conversion By Rush: Pat White vs. Cincinnati/Nov. 8, 2008
Two-Point Conversion By Pass: Jock Sanders from Geno Smith at Marshall/Sept. 10, 2010
Defensive Extra Point: Matt Taffoni interception return at Pitt/Oct. 15, 1994
Extra Point Blocked: by Rick Sherrod at Maryland/Sept. 29, 2001
Punt Blocked For Safety: by Phil Braxton at Temple/Sept. 29, 2000
Team Gained 300 Yards Rushing: 360 vs. Bowling Green/Oct. 1, 2011
Team Gained 400 Yards Rushing: 437 at Pitt/Nov. 16, 2006
Team Gained 500 Yards Rushing: 517 vs. Connecticut/Nov. 24, 2007
Team Failed To Gain 100 Yards Rushing: 32 at Cincinnati/Nov. 12, 2011
Team Failed To Gain 50 Yards Rushing: 32 at Cincinnati/Nov. 12, 2011
Team Gained 300 Yards Passing: 372 at Cincinnati/Nov. 12, 2011
Team Gained 400 Yards Passing: 410 vs. Louisville/Nov. 5, 2011
Team Failed To Gain 100 Yards Passing: 98 vs. Cincinnati/Nov. 8, 2008
Team Gained 500 Yards Total Offense: 533 vs. Louisville/Nov. 5, 2011
Team Gained 600 Yards Total Offense: 643 vs. Bowling Green/Oct. 1, 2011
Team Failed To Gain 200 Yards Total Offense: 177 at LSU/Sept. 25, 2010
Team Failed To Get A First Down: no instance yet found
Team Failed To Get A Rushing First Down: vs. Texas Western/Nov. 25, 1950
Team Failed To Get A Passing First Down: vs. South Carolina/Dec. 30, 1969
Team Had Six Turnovers: five interceptions, one fumble at Auburn/Sept. 19, 2009
Successful Fake Punt: 18-yard run by Zac Cooper vs. Rutgers/Oct. 4, 2008
Scored 60+ Points: 66 vs. Connecticut/Nov. 24, 2007
Scored 50+ Points: 55 vs. Bowling Green/Oct. 1, 2011
Scored 40+ Points: 41 at Rutgers/Oct. 29, 2011
Scored 30+ Points: 35 vs. Louisville/Nov. 5, 2011
Shutout Recorded: 31-0 vs. Coastal Carolina/Sept. 4, 2010
Safety Scored: when Bruce Irvin and Jewone Snow sacked Connecticut's Johnny McEntee in end zone/Oct. 8, 2011
Two Safeties Scored: at Syracuse/Sept. 25, 2000
Played An Overtime Game: 16-131/L - OT at UConn/Oct. 29, 2010
Won Game Without An Offensive TD: at Syracuse/Sept. 5, 2005
Won Game Without a Rushing TD: vs. USF/Oct. 14, 2010

Versus West Virginia ...

30 Rushing Attempts: 33 by Jordan Todman of UConn/Oct. 29, 2010
100 Rushing Yards: 113 by Isaiah Pead of Cincinnati/Nov. 12, 2011
200 Rushing Yards: 204 by William Green of Boston College/Sept. 1, 2001
75-Yard Run: 84 by Joshua Cribbs of Kent State/Sept. 22, 2001
50-Yard Touchdown Run: 53 by Isaiah Pead of Cincinnati/Nov. 13, 2010
50-Yard Non-Touchdown Run: 65 by Munchie Legaux of Cincinnati/Nov. 12, 2011
3 Rushing Touchdowns: 4 by Michael Bush of Louisville/Oct. 15, 2005
2 Players Rushing for 100 Yards: by Leon Washington (195) and Lorenzo Booker (101) of Florida State/Jan. 1, 2005
20 Pass Completions: 21 by Teddy Bridgewater of Louisville/Nov. 5, 2011
30 Pass Completions: 34 by Danny O'Brien of Maryland/Sept. 17, 2011
50 Pass Attempts: 52 by Danny O'Brien of Maryland/Sept. 17, 2011
40 Pass Attempts: 46 by Gary Nova of Rutgers/Oct. 29, 2011
30 Pass Attempts: 46 by Gary Nova of Rutgers/Oct. 29, 2011
3 Touchdown Passes: 4 by Ryan Nassib of Syracuse/Oct. 21, 2011
4 Touchdown Passes: 4 by Ryan Nassib of Syracuse/Oct. 21, 2011
300 Yards Passing: 378 by Cody Endres of UConn/Oct. 24, 2009
400 Yards Passing: 419 by Rod Rutherford of Pitt/Nov. 15, 2003
100 Yards Rushing & 200 Yards Passing: by B.J. Daniels of USF (104/232) /Oct. 30, 2009
100 Yards Rushing & 100 Yards Passing: by B.J. Daniels of USF (104/232) /Oct. 30, 2009
300 Yards Total Offense: 322 by Tino Sunseri of Pitt/Nov. 26, 2010
10 Receptions: 10 by Armon Binns of Cincinnati/Nov. 13, 2010
2 Touchdown Receptions: 3 by Nick Provo of Syracuse/Oct. 21, 2011
3 Touchdown Receptions: 3 by Nick Provo of Syracuse/Oct. 21, 2011
100 Yards Receiving: 100 by Xavier Boyce of Norfolk State/Sept. 10, 2011
150 Yards Receiving: 157 by Marcus Easley of UConn/Oct. 24, 2009
200 Yards Receiving: 217 by Hakeem Nicks of North Carolina/Dec. 27, 2008



Stedman Bailey



Joe Madsen



WEST VIRGINIA AT USF • DEC. 1, 2011

Double 100-Yard Receivers: 116 yard by Harry Douglas and 113 yards by Mario Urrutia of Louisville/Nov. 2, 2006

50-Yard Touchdown Reception: 52 by Odell Beckham from Jarrett Lee of LSU/Sept. 24, 2011

75-Yard Touchdown Reception: 80 by Torrey Smith from Jamarr Robinson of Maryland/Sept. 18, 2010

Rushing and Receiving Touchdown: by Mike Brown of Liberty/Sept. 5, 2009

Passing and Rushing Touchdown: by Ryan Nassib of Syracuse/Oct. 21, 2011

Kickoff Return For Touchdown: 98 yards by Dorian Graham of Syracuse/Oct. 21, 2011

Opening Kickoff Return for Touchdown: 100 yards by Mardy Gilyard of Cincinnati/Nov. 8, 2008

Punt Return For Touchdown: 87 yards by Andrew Booker of Marshall/Sept. 4, 2011

2 Players Return Punts For Touchdown: by DeJuan Tribble (41) and Will Blackmon (71) of Boston College/Nov. 13, 2004

Punt Blocked/Recovered in End Zone For Touchdown: blocked by Alex Lewis and recovered in end zone by Kareem Timbers of Wisconsin/Aug. 30, 2003

Punt Blocked/Returned For Touchdown: blocked by Marcus Gildersleeve and returned 17 yards by Ricky Hall of Virginia Tech/Oct. 31, 1998

Interception Return For Touchdown: 48 yards by Ty-Meer Brown of Connecticut/Oct. 8, 2011

50-Yard Field Goal: 53 by David Teggart of Connecticut/Oct. 8, 2011

Field Goal Blocked: by Dwight Jackson of Cincinnati/Nov. 12, 2011

Blocked Field Goal Returned For Touchdown: 82 yards by Andrew Johnson of Louisville/Nov. 5, 2011

Intercepted Fumble Returned For Touchdown: 75 yards by Tim Quense of Pitt/Oct. 1, 1983

Fumble Recovered/Returned For Touchdown: 0 yards by Daniel Brown of Louisville/Nov. 20, 2010

Two-Point Conversion By Rush: by Davin Meggett of Maryland/Sept. 17, 2011

Two-Point Conversion By Pass: by Domenick Goodman from Nick Davila of Cincinnati/Nov. 11, 2006

Defensive Extra Point: has not yet occurred

Extra Point Blocked: by Micah Kimball of Virginia/Dec. 28, 2002

Punt Blocked For Safety: by Chris Nofoaiga of Idaho/Oct. 7, 2000

Team Gained 300 Yards Rushing: 301 by Florida State/Jan. 1, 2005

Team Gained 200 Yards Rushing: 221 by Florida State/Jan. 1, 2010

Team Failed To Gain 100 Yards Rushing: 82 by Connecticut/Oct. 8, 2011

Team Finished With Negative Rushing Yards: Minus-10 by Maryland/Sept. 18, 2010

Team Gained 300 Yards Passing: 378 by UConn/Oct. 24, 2009

Team Gained 400 Yards Passing: 419 by Pitt/Nov. 15, 2003

Team Failed To Gain 100 Yards Passing: 63 by Syracuse/Oct. 23, 2010

Team Gained 500 Yards Total Offense: 501 by UConn/Oct. 24, 2009

Team Failed To Gain 250 Yards Total Offense: 217 by Bowling Green/Oct. 1, 2011

Team Failed To Gain 200 Yards Total Offense: 187 by Marshall/Sept. 4, 2011

Team Failed To Gain 100 Yards Total Offense: 90 by Rutgers/Oct. 12, 2002

Team Failed To Get A First Down: no instance yet found

Team Failed To Get A Rushing First Down: by Western Michigan/Sept. 7, 1996

Team Failed To Get A Passing First Down: by Pitt/Oct. 10, 1981

Successful Fake Punt: by Chris Philpott of Louisville, 21-yard rush/Nov. 20, 2010

Team Scored 50+ Points: 51 by Penn State/Oct. 26, 1991

Team Scored 40+ Points: 49 by Syracuse/Oct. 21, 2011

Team Scored 30+ Points: 38 by Louisville/Nov. 5, 2011

Shutout Recorded: 35-0 by Virginia Tech/Oct. 6, 2001

Safety Scored: when Deunta Williams of North Carolina tackled Noel Devine in end zone/Dec. 27, 2008



Bruce Irvin



Keith Tandy

No. 24 West Virginia 34, Marshall 13

MORGANTOWN, W.Va. (Sept. 4, 2011) - In a bizarre evening in the Mountain State, Dana Holgorsen's debut as West Virginia's 33rd head football coach got off to a winning start with a 34-13 victory over Marshall.

With West Virginia leading 27-13 at the 4:59 mark of the third quarter, both teams had to leave the field and seating area as Milan Puskar Stadium was evacuated due to severe rain and lightning. After a three hour and three minute delay, the game resumed until the 14:36 mark of the fourth quarter, when lightning forced the teams off the field again. Both delays totaled four hours and 22 minutes, before the game ended with West Virginia coming away with the victory.

Marshall struck first with 10:18 left in the opening quarter when Andre Booker returned a punt 87 yards for a quick 7-0 lead for the Herd.

The Mountaineers responded with a 10-play, 71-yard drive that ended with a Tyler Bitancurt 27-yard field goal, cutting the deficit to 7-3.

West Virginia would go on to put the next three scores on the board. First, quarterback Geno Smith hit Ivan McCartney with a four-yard strike to end another 10-play drive. Then Smith directed a 13-play scoring march and connected with Stedman Bailey on a 15-yard toss, before Bitancurt came on again and connected on a 43-yard field goal for a 20-7 Mountaineer advantage late in the second quarter.

Marshall responded with a 10-play drive of its own that went for 72 yards, and the Herd got a 24-yard field goal from Tyler Warner as the half expired to cut the West Virginia lead to 20-10.

The Thundering Herd again cut into the West Virginia lead at the 5:14 mark of the third, when Warner converted on a 21-yard field goal attempt to pull the Herd within seven at 20-13.

But West Virginia quickly erased the Marshall momentum on the ensuing kickoff, as Tavon Austin returned the Herd kick 100 yards for a score and a 27-13 West Virginia advantage. It was the second kickoff return of Austin's career, and he became just the sixth Mountaineer in school history to record a 100-yard kickoff return.

Soon after the Austin return, the rain came and the sky lit up as severe weather blanketed the entire state.

When play resumed, West Virginia went on the offensive again and basically put the game away when tailback Vernard Roberts rushed in from one-yard away for a 34-13 advantage.

The second delay lasted one hour and 19 minutes before both school administrations and conference offices determined it was in the best interest of the student-athlete to end the 3:30 pm game at 10:24 p.m.

West Virginia was led by quarterback Geno Smith, who passed for 249 yards on 26 completions and two touchdowns. Bailey hauled in five catches for 76 yards, while Najee Goode led all tacklers with seven.

Marshall received 115 yards passing from true freshman Rakeem Cato, as he completed 15-of-21 passes. Tron Martinez led the Herd ground game with 76 yards rushing, while Antavious Wilson led the Herd receivers with 64 yards. Marshall's defense was paced by defensive backs Darryl Roberts and Devin Arrington with six tackles each.

Statistics for the shortened contest showed West Virginia with 42 yards rushing and 249 passing for 291 yards of total offense. Marshall finished with 72 yards on the ground and 115 in the air for 187 yards of offense.

With the win, West Virginia improved to 11-0 all-time against Marshall and 8-0 all-time against the Thundering Herd in Morgantown. In the latest "Friends of Coal" Bowl series, West Virginia improved to 6-0 against Marshall.



Stedman Bailey

Scoring and Statistical Summary

	1	2	3	4	F
Marshall.....	7	3	3	0	13
West Virginia	3	17	7	7	34

- 1st** MAR - Andre Booker 87 punt return (Tyler Warner kick)
WVU - Tyler Bitancurt 27 FG
- 2nd** WVU - Ivan McCartney 4 pass from Geno Smith (Bitancurt kick)
WVU - Stedman Bailey 15 pass from Smith (Bitancurt kick)
WVU - Bitancurt 43 FG
MAR - Warner 24 FG
- 3rd** MAR - Warner 21 FG
WVU - Tavon Austin 100 kickoff return (Bitancurt kick)
- 4th** WVU - Vernard Roberts 1 rush (Bitancurt kick)

	MAR	WVU
First Downs	9	17
Rushes/Yards.....	23/72	26/42
Passing Yardage.....	115	249
Passes	15/21/0	26/35/0
Punts	5/224/44.8	2/100/50.0
Fumbles/Lost	1/0	1/0
Return Yardage.....	87	46
Penalties/Yards.....	7/35	2/15
Time of Possession.....	20:33	24:51

WVU RUSHING: Buie 15-30; **WVU PASSING:** Smith 26-35-0-249; **WVU RECEIVING:** Bailey 5-76, McCartney 5-31, Brown 4-42; **WVU TACKLES (TFL/QS):** Goode 7 (1/0), Miller 6 (1/0), Tandy 5 (1/0); **WVU INTERCEPTIONS:** None.

MAR RUSHING: Martinez 10-76; **MAR PASSING:** Cato 15-21-0-115; **MAR RECEIVING:** Dobson 6-22, Wilson 4-64; **MAR TACKLES (TFL/QS):** Roberts 6, Arrington 6; **MAR INTERCEPTIONS:** None.

Attendance - 60,758



No. 19/24 West Virginia 55, Norfolk State 12

MORGANTOWN, W.Va. (Sept. 10, 2011) - In a tale of two halves, West Virginia scored 45 second-half points to defeat Norfolk State, 55-12, at Milan Puskar Stadium.

The Spartans took a 12-10 lead into the locker room at halftime, but could not handle the WVU passing attack in the second half as quarterback Geno Smith passed for a career-best 371 yards and tied his previous high mark of four touchdowns. Smith's passing yards were the seventh-highest in school history.

However, the Spartans hit some big plays early to propel them into the lead. The Spartans went up 3-0 on a 50-yard field goal by Everett Goldberg and followed that up with a 39-yard Ryan Estep field goal for a 6-0 lead with 14:41 to play in the second quarter.

West Virginia answered with two scores of its own. The first was a 17-yard Tyler Bitancourt field goal to end a 10-play drive, and the second was an 18-yard pass from Smith to receiver Devon Brown, giving the Mountaineers a 10-6 lead.

But Norfolk State would not go away in the first half. The Spartans bounced back with Estep field goals of 39 and 40 yards, the second one coming as the half ended, giving the visitors a 12-10 lead at the intermission.

The Mountaineers were a different team in the second half and unleashed a 28-point third quarter to put the rout in motion. WVU scored on seven straight possessions in the second half, and ran the clock out on its eighth.

Early in the third, tailback Vernard Roberts scored on a three-yard run on the half's opening possession. Receiver Tavon Austin pulled in a three-yard touchdown reception, followed by a three-yard scoring run by true freshman Dustin Garrison.

Tyler Urban closed out the scoring in the third stanza with a 12-yard touchdown reception, and after trailing 12-10 after two quarters, the Mountaineers took a commanding 38-12 lead after three periods of play.

Three more scores followed in the fourth quarter for West Virginia. Ivan McCartney's 39-yard touchdown catch was the longest scoring play in the game at the 14:10 mark of the fourth.

Bitancourt added his second field goal (21 yards) at the 9:39 mark before a 30-yard pass from backup quarterback Paul Millard closed out the scoring, when he hit receiver Brad Starks with 3:18 left in the game to finish off a 10-play, 57-yard scoring drive.

Three of West Virginia's nine scoring drives consisted of 10 plays or more as the Mountaineers racked up 102 yards rushing and 431 passing for an impressive 533 yards of total offense.

Besides Smith's impressive numbers, Brown

turned in a 109-yard receiving day on four catches. Austin added 82 yards receiving and McCartney 79 as the passing game clicked. Roberts led the WVU ground game with 64 yards rushing.

The Mountaineer defense did not allow a touchdown for the second straight game and received 11 tackles from Darwin Cook and eight from Terence Garvin.

Spartan quarterback Chris Walley finished with 136 yards passing. His main target was Xavier Boyce, who caught eight passes for 100 yards. Takeem Hedgeman led the running game with 62 yards, and Corwin Hammond and Onyemechi Anyaugo paced the defense with a combined 17 tackles.

Norfolk State finished with 88 yards rushing and 197 passing for 285 yards of offense.

With the win, West Virginia upped its record to 12-0 all-time against FCS schools and is now riding an 18-game non-conference winning streak at home. WVU's 431 yards passing is the first Mountaineer 400-yard passing effort since 1998, while the 533 yards of total offense was the first 500-yard output since 2009.



Scoring and Statistical Summary

	1	2	3	4	F
Norfolk State.....	3	9	0	0	12
West Virginia.....	0	12	28	17	55

1st	NSU - Everett Goldberg 50 FG
2nd	NSU - Ryan Estep 39 FG WVU - Tyler Bitancourt 17 FG WVU - Devon Brown 18 pass from Geno Smith (Bitancourt kick) NSU - Estep 39 FG NSU - Estep 40 FG
3rd	WVU - Vernard Roberts 3 rush (Bitancourt kick) WVU - Tavon Austin 3 pass from Smith (Bitancourt kick) WVU - Dustin Garrison 1 rush (Bitancourt kick) WVU - Tyler Urban 12 pass from Smith (Bitancourt kick)
4th	WVU - Ivan McCartney 39 pass from Smith (Bitancourt kick) WVU - Bitancourt 21 FG WVU - Brad Starks 30 pass from Paul Millard (Bitancourt kick)

	NSU	WVU
First Downs.....	13	28
Rushes/Yards.....	32/88	33/102
Passing Yardage.....	197	431
Passes.....	18/31/0	25/40/0
Punts.....	10/447/44.7	2/75/37.5
Fumbles/Lost.....	3/0	0/0
Return Yardage.....	0	98
Penalties/Yards.....	19/177	7/85
Time of Possession.....	34:07	25:53

WVU RUSHING: Roberts 17-64; **WVU PASSING:** Smith 20-34-0-371; **WVU RECEIVING:** Austin 6-82 5-76, Brown 4-109, McCartney 4-79; **WVU TACKLES (TFL/QS):** Cook 11, Garvin 8; **WVU INTERCEPTIONS:** None.

NSU RUSHING: Hedgeman 13-62; **NSU PASSING:** Walley 16-27-0-136; **NSU RECEIVING:** Boyce 8-100; **NSU TACKLES (TFL/QS):** Hammond 9 (1/0), Anyaugo 8 (1/0); **NSU INTERCEPTIONS:** None.

Attendance - 51,911



Game No. 3

No. 18/20 West Virginia 37, Maryland 31

COLLEGE PARK, Md. (Sept. 17, 2011) - West Virginia captured the first road victory of head coach Dana Holgorsen's tenure with a 37-31 victory over Maryland.

The Mountaineers overcame an early 3-0 deficit to take a commanding lead only to hold off a furious Terrapin comeback for the win.

Trailing 3-0 after a Nick Ferrara 25-yard field goal, West Virginia took the lead for good at the 3:02 mark of the first quarter, when tailback Vernard Roberts scampered in from nine yards away to end a 10-play, 88-yard scoring drive.

The Mountaineers quickly upped their lead to 14-3 with 1:44 left in the first quarter, when Terence Garvin intercepted a Danny O'Brien pass and returned it 37 yards for a score and a 14-3 West Virginia advantage, heading into the second quarter.

West Virginia added two more scores to its lead, when kicker Tyler Bitancurt added a 35-yard field goal at the 13:33 mark, and Andrew Buie scored on a 10-yard touchdown run to give WVU a 24-3 lead.

Maryland answered at the 2:32 mark, when receiver Kevin Dorsey hauled in an 18-yard touchdown pass from O'Brien to cut the Mountaineer lead to 24-10.

However, as time expired in the half, Bitancurt was good on a 34-yard field goal to end a nine-play drive and put the Mountaineers in the locker room with a 27-10 lead at the half.

It appeared as if West Virginia was going to turn the game into a rout on its first possession of the third quarter, when quarterback Geno Smith connected with receiver Stedman Bailey for a 34-yard touchdown pass, giving the Mountaineers a 34-10 advantage with 11:36 remaining.

However, Maryland would have nothing to do with a rout and staged a furious comeback in front of the fifth largest crowd in Byrd Stadium history.

Behind the running of Davin Meggett, the Terps started the comeback, when he scored on a 20-yard touchdown run. The Terp defense started to stiffen, and running back D.J. Adams added a six-yard scoring run, before the end of the third quarter to put the score at 34-23 with a quarter left to play.

Adams again found the end zone with a two-yard rush, and Meggett rushed in for the two-point conversion to cut the margin to 34-31 with 10:29 left in the game.

However, the Mountaineers proceeded to eat some clock with a 5:41 scoring drive, but only could get a 21-yard Bitancurt field goal out of it as Maryland stayed within striking distance at 37-31 with 4:42 left to play.

O'Brien marched the Terps down to the WVU

37-yard line and even converted a crucial fourth down play, but safety Eain Smith ended the Terp rally on a third-down and eight play, when he intercepted O'Brien with 1:13 left in the game to seal the WVU win.

Smith passed for 388 yards, and for the first time in school history, three receivers went over the 100-yard receiving mark in a game, as Tavon Austin (11-122), Bailey (8-113) and Ivan McCartney (8-101) pulled off the feat. Linebacker Najee Goode contributed 13 tackles in the win.

O'Brien finished with 289 yards passing, and Meggett gained 113 yards on the ground. Eric Franklin topped all tacklers with 15.

WVU rushed for 92 yards and passed for 388 to total 480 yards of total offense. The Terps netted 188 yards on the ground and 289 through the air for 477 yards of offense.

The win gave West Virginia a six-game winning streak in the series and three straight road wins in Byrd Stadium.



Terence Garvin

Scoring and Statistical Summary

	1	2	3	4	F
West Virginia	14	13	7	3	37
Maryland	3	7	13	8	31

1st	MD - Nick Ferrara 25 FG
	WVU - Vernard Roberts 9 rush (Tyler Bitancurt kick)
2nd	WVU - Terence Garvin 37 interception return
	WVU - Bitancurt 35 FG
	WVU - Andrew Buie 10 rush (Bitancurt kick)
3rd	MD - Kevin Dorsey 18 pass from Danny O'Brien (Ferrara kick)
	WVU - Bitancurt 34 FG
	WVU - Stedman Bailey 34 pass from Geno Smith (Bitancurt kick)
4th	MD - Davin Meggett 20 rush (Ferrara kick)
	MD - D.J. Adams 6 rush (Ferrara kick)
	WVU - Adams 2 rush (Ferrara kick)

	WVU	MD
First Downs	27	29
Rushes/Yards	31/92	35/188
Passing Yardage	388	289
Passes	36/49/1	34/52/3
Punts	2/79/39.5	2/81/40.5
Fumbles/Lost	3/2	1/0
Return Yardage	38	8
Penalties/Yards	6/68	7/75
Time of Possession	31:33	28:27

WVU RUSHING: Buie 7-51, Roberts 12-36; **WVU PASSING:** Smith 36-49-1-388; **WVU RECEIVING:** Austin 11-122, Bailey 8-103, McCartney 8-101; **WVU TACKLES (TFL/QS):** Goode 13, Miller 11, Tandy 10 (1/0); **WVU INTERCEPTIONS:** Garvin, Cook, Smith.

MD RUSHING: Meggett 19-113; **MD PASSING:** O'Brien 34-52-3-289; **MD RECEIVING:** Dorsey 9-79; **MD TACKLES (TFL/QS):** Franklin 15 (1/0), Robinson 13 (2/0), Tate 10 (1/0); **MD INTERCEPTIONS:** McDougle.

Attendance - 53,627



MORGANTOWN, W.Va. (Sept. 24, 2011) -

Turnovers and special teams miscues spelled doom for West Virginia against No. 2 LSU as the Tigers answered every punch in defeating the Mountaineers 47-21.

The loss overshadowed the outstanding performance of junior quarterback Geno Smith, who completed 38-of-65 passes for a career-high 463 yards. Smith's numbers set school marks for completions, attempts and yards as the WVU passing game continues to thrive in first-year head coach Dana's Holgorsen's offense.

A crowd of 62,056 at Milan Puskar Stadium along, with an ABC national prime time audience, tuned in for the non-conference showdown between the BIG EAST and SEC.

LSU quickly jumped out to a 13-0 lead at the end of the first quarter, when Rueben Randle caught an 11-yard touchdown pass from Jarrett Lee. Tailback Michael Ford followed that score later in the quarter with a 22-yard touchdown run, but the PAT failed giving the Tigers a 13-point lead.

West Virginia got on the scoreboard at the 12:30 mark of the second quarter, when receiver Stedman Bailey caught a 20-yard touchdown pass from Smith to cut the WVU deficit to 13-7.

However, LSU answered with a 61-yard drive in just three plays to quiet the Mountaineer faithful, as Odell Beckham hauled in a 52-yard pass from Lee for a 20-7 Tiger advantage.

The Tigers struck again before the end of the half by taking advantage of an interception that set them up deep in WVU territory. Chase Clement's one-yard plunge into the end zone gave the visiting Tigers a 27-7 lead at the half, behind three WVU turnovers.

West Virginia ignited the home fans once again in the third quarter, and got Milan Puskar Stadium rocking with two scores to cut the LSU lead down to 27-21 at the 1:16 mark.

Tyler Urban was the recipient of a 12-yard Smith touchdown pass to end an 80-yard drive, and tailback Dustin Garrison dove in from one-yard away to finish off a 90-yard drive.

With the Mountaineers down only six and with what seemed to be all the momentum, LSU answered with what turned out to be the knockout blow.

On the ensuing kickoff after the Garrison score, LSU's Morris Claiborn returned the kick 99 yards to stun the stadium and put the Tigers up 34-21 heading into the fourth quarter.

LSU finished the game with two more scores in the final stanza. Running back Michael Ford scampered in from 15-yards away to end a nine-play drive, and Alfred Blue scored on an 18-yard run, ending a 55-yard drive, and giving the Tigers


the big road non-conference victory in their first ever trip to Morgantown.

Aside from Smith's fine totals, West Virginia placed two receivers over the 100-yard mark as Tavon Austin hauled in 11 catches for 187 yards. Bailey had a strong evening with eight catches for 115 yards and a touchdown. The Mountaineer defense was paced by linebacker Doug Rigg with nine tackles, followed by Najee Goode with eight.

Ward and Ford led the Tiger rushing attack with 92 and 82 yards, respectfully. Lee was solid with 180 yards passing and three touchdowns. Randle caught six passes for 53 yards and a score, while Eric Reid topped LSU in tackles with seven.

The LSU defense was heralded as one of the nation's best coming into the game, but the Mountaineers totaled 70 yards on the ground and 463 in the air for 533 yards of total offense. LSU finished with a balanced 186 yards rushing and 180 passing for 366 total yards.

Two fumbles and two interceptions doomed the Mountaineers and ended their 18-game non-conference home win streak.



Scoring and Statistical Summary

	1	2	3	4	F
LSU.....	13	14	7	13	47
West Virginia.....	0	7	14	0	21

- 1st** LSU - Rueben Randle 11 pass from Jarrett Lee (Drew Alleman kick)
LSU - Michael Ford 22 rush (Team rush fumbled)
- 2nd** WVU - Stedman Bailey 20 pass from Smith (Tyler Bitancourt kick)
LSU - Odell Beckham 52 pass from Lee (Alleman kick)
LSU - Chase Clement 1 rush (Alleman kick)
- 3rd** WVU - Tyler Urban 12 pass from Smith (Bitancourt kick)
WVU - Dustin Garrison 1 rush (Bitancourt kick)
LSU - Morris Claiborne 99 kickoff return (Alleman kick)
LSU - Michael Ford 15 rush (Lee pass failed)
- 4th** LSU - Alfred Blue 18 rush (Alleman kick)

	LSU	WVU
First Downs.....	19	28
Rushes/Yards.....	41/186	22/70
Passing Yardage.....	180	463
Passes.....	16/28/0	38/65/2
Punts.....	6/292/48.7	6/232/38.7
Fumbles/Lost.....	1/0	3/2
Return Yardage.....	65	0
Penalties/Yards.....	5/45	10/73
Time of Possession.....	33:32	26:38

WVU RUSHING: Garrison 10-46; **WVU PASSING:** Smith 38-65-2-463; **WVU RECEIVING:** Austin 11-187, Bailey 8-115; **WVU TACKLES (TFL/QS):** Rigg 9 (1/0), Goode 8 (1/0); **WVU INTERCEPTIONS:** None.

LSU RUSHING: Ware 23-92, Ford 12-82; **LSU PASSING:** Lee 16-28-0-180; **LSU RECEIVING:** Randle 6-53; **LSU TACKLES (TFL/QS):** Reid 7, Simon 6 (1/0), Mathieu 6; **LSU INTERCEPTIONS:** Mathieu, Taylor.

Attendance - 62,056



Game No. 5

No. 22/23 West Virginia 55, Bowling Green 10

MORGANTOWN, W.Va. (Oct. 1, 2011) - Behind the running of true freshman Dustin Garrison, West Virginia stormed past Bowling Green, 55-10, on a wet and cold afternoon at Milan Puskar Stadium.

Garrison became WVU's first 100-yard rusher of the season with 291 yards on 32 carries and two touchdowns. He averaged 9.1 yards per carry and tied the WVU record for the second-best rushing performance in school history. His rushing total was the best mark for a WVU freshman and the single-best mark in the nation through the first five weeks of the season. His 233 yards at half-time also set the school mark for yards in a half.

Behind Garrison and an improving offensive line, West Virginia totaled an impressive 643 yards of total offense with 360 yards coming on the ground and 283 through the air. More impressive was the fact that WVU had 306 total rushing yards after four games and passed the season total in one game. The 643 yards of total offense was the best of the decade and the Holgorsen era. The total offense number comes in as third-best in school history and tops in the 31-year history of Milan Puskar Stadium.

The rain and cold did not seem to bother the Mountaineers, who were turnover free, while only punting once. West Virginia used a fumble recovery on the game's opening kickoff to record a 3-0 lead, as kicker Tyler Bitancurt connected on a 30-yard field goal.

The lead was short-lived and Bowling Green's Boo Boo Gates returned the ensuing kickoff 77 yards to the WVU 18. From there, Falcon quarterback Matt Schilz hit Ray Hutson for an 18-yard scoring pass, and the the Falcons went ahead 7-3.

Bowling Green increased its lead to 10-3 later in the first quarter when an 11-play drive resulted in a 21-yard field goal from kicker Stephen Stein.

However, those three points proved to be the final ones for the Falcons, as West Virginia's offense took control to score the next 52 points.

Before the first quarter ended, receiver Ivan McCartney grabbed a 33-yard touchdown pass from quarterback Geno Smith, and running back Shawne Alston rushed in for an eight-yard score and a 17-10 WVU lead after one quarter of play.

The Mountaineers added three more touchdowns in the second quarter to take a 38-10 lead at the half.

Receiver Ryan Nehlen caught the first touchdown of his career at the 12:38 mark on a 15-yard reception. Garrison rushed in from 19-yards away at the 8:53 mark, and receiver Brad Starks added a six-yard scoring catch with 2:43 left in the half.

West Virginia kept its foot on the throttle in the third quarter behind the running of Garrison and

the passing of Smith. For his second score in the game, Garrison reached the end zone from eight yards away, while Bitancurt added a 45-yard field goal for a 48-10 Mountaineer advantage with one quarter left to play.

The scoring ended at the 7:52 mark of the fourth quarter when Alston rushed in from eight yards out, giving him two touchdowns in the game. Garrison also finished with two touchdowns, and Smith passed for three scores. Stedman Bailey went over the 100-yard receiving mark for a school-record third straight game, finishing with four catches for 112 yards.

On defense, Keith Tandy came away with two interceptions, while Jewone Snow led the WVU defense in his first career start with nine tackles.

Bowling Green got 119 yards rushing from Jamel Martin, and Dwayne Woods and Aaron Foster led the defense with 10 tackles each.

The Falcons finished with 103 rushing yards and 114 passing for 217 total yards.

With the win, West Virginia improved to 4-1 on the year and 3-0 all-time against Bowling Green with all three games coming in Morgantown.



Dustin Garrison

Scoring and Statistical Summary

	1	2	3	4	F
Bowling Green	10	0	0	0	10
West Virginia	17	21	10	7	55

1st	WVU - Tyler Bitancurt 30 FG BG - Ray Hutson 18 pass from Matt Schilz (Stephen Stein kick) BG - Stein 21 FG WVU - Ivan McCartney 33 pass from Geno Smith (Bitancurt kick) WVU - Shawn Alston 8 rush (Bitancurt kick)
2nd	WVU - Ryan Nehlen 15 pass from Smith (Bitancurt kick) WVU - Dustin Garrison 19 rush (Bitancurt kick) WVU - Brad Starks 6 pass from Smith (Bitancurt kick)
3rd	WVU - Garrison 8 rush (Bitancurt kick) WVU - Bitancurt 45 FG
4th	WVU - Alston 8 rush (Bitancurt kick)

	BG	WVU
First Downs	14	30
Rushes/Yards	36/103	46/360
Passing Yardage	114	283
Passes	13/26/3	19/33/0
Punts	5/220/44.0	1/14/14.0
Fumbles/Lost	5/2	4/0
Return Yardage	258	91
Penalties/Yards	2/20	1/10
Time of Possession	31:47	28:13

WVU RUSHING: Garrison 32-291; **WVU PASSING:** Smith 18-30-0-238; **WVU RECEIVING:** Bailey 4-112, McCartney 5-54, Austin 4-67; **WVU TACKLES (TFL/QS):** Snow 9 (1/0), Goode 8 (1/0); **WVU INTERCEPTIONS:** Tandy (2), Garvin.

BG RUSHING: Martin 23-111; **BG PASSING:** Schilz 13-25-3-114; **BG RECEIVING:** Kamar 5-46; **BG TACKLES (TFL/QS):** Woods 10 (1/0), Foster 10, Ward 9; **BG INTERCEPTIONS:** None.

Attendance - 46,603



MORGANTOWN, W.Va. (Oct. 8, 2011) - A 33-point second half enabled West Virginia to capture its first BIG EAST win of the 2011 season with a convincing 43-16 win over Connecticut in the conference opener for both teams.

The Mountaineers put up 541 yards of total offense on the Huskies with 469 coming through the air. Quarterback Geno Smith completed 27-of-45 passes and 450 yards, with four touchdowns to pace the offensive attack.

Smith's favorite target was once again receiver Stedman Bailey, who turned in a school-record fourth straight 100-yard receiving performance. Along with an 84-yard touchdown reception, Bailey hauled in a total of seven catches for 178 yards and two touchdowns to lead all receivers for the game.

After Connecticut's opening drive ended in a missed field goal, the Mountaineers wasted no time in getting on the scoreboard. A 61-yard drive resulted in a 31-yard Tyler Bitancurt field goal for a 3-0 WVU lead with 7:43 left in the first quarter.

However, Connecticut's keep-away game was working early and long sustained drives by the Huskies kept the Mountaineer offense off the field.

A 4:13 drive resulted in a 40-yard David Teggart field goal, before he followed that up with a 53-yarder at the 14:53 mark of the second quarter to give UConn a 6-3 lead.

Sparked by a 24-yard completion from Smith to Bailey, West Virginia took the lead for good with 2:44 left in the half, when running back Dustin Garrison rushed in from 14-yards away. However, UConn made the most of the final minutes and moved the ball 53 yards to convert a 22-yard Teggart field goal to put the halftime score at 10-9 in favor of the Mountaineers.

West Virginia took control of the game in the third quarter with a 23-point outburst, while the Mountaineer defense held the Huskies at bay.

A key stretch came at the 7:54 mark of the third, with Connecticut driving to the WVU 13-yard line. UConn quarterback Johnny McEntee fumbled, and the ball was recovered by WVU linebacker Jewone Snow, who returned it 83 yards to the UConn 12-yard line. That play ignited the Mountaineer offensive outburst. Two plays later, Smith connected with receiver Tavon Austin for a 12-yard scoring toss and a 17-9 advantage.

On WVU's first play of its next possession, Smith hooked up with Bailey for an 84-yard touchdown reception to extend its lead to 24-9.

The Mountaineer defense got in on the scoring action, as Bruce Irvin and Snow sacked McEntee for a safety, before receiver Brad Starks made a leaping 22-yard touchdown catch, giving the Mountaineers a 33-9 lead heading into the fourth

quarter.

The West Virginia offense wasn't done in the final stanza, adding 10 more points. A 33-yard Bitancurt field goal, along with a Smith strike to Bailey from 27-yards out at the 9:50 mark, gave WVU a 32-9 advantage.

The Husky defense intercepted backup quarterback Paul Millard later in the fourth and returned it 48 yards for a score, putting the final total at 43-16.

Aside from Smith and Bailey's offensive numbers, Ivan McCartney turned in 131 yards receiving on six catches, while the strong WVU defensive effort was led by Snow with seven stops and the 83-yard fumble return.

UConn got 193 yards passing from McEntee and 73 yards rushing from Lyle McCombs to total 275 yards of offense. Sio Moore led the Husky defense with eight stops.

With the win, West Virginia improved to 7-1 all-time against Connecticut and 4-0 all-time in Morgantown.



Jewone Snow

Scoring and Statistical Summary

	1	2	3	4	F
Connecticut.....	3	6	0	7	16
West Virginia.....	3	7	23	10	43

1st	WVU - Tyler Bitancurt 31 FG UConn - David Teggart 40 FG
2nd	UConn - Teggart 53 FG WVU - Dustin Garrison 14 rush (Bitancurt kick) UConn - Teggart 22 FG
3rd	WVU - Tavon Austin 12 pass from Geno Smith (Bitancurt kick) WVU - Stedman Bailey 84 pass from Smith (Bitancurt kick) WVU - Team Safety
3rd	WVU - Brad Starks 22 pass from Smith (Bitancurt kick)
4th	WVU - Bitancurt 33 FG WVU - Bailey 27 pass from Smith (Bitancurt kick) UConn - Ty-Meer Brown 48 interception return (Teggart kick)

	UConn	WVU
First Downs.....	16	23
Rushes/Yards.....	35/82	29/72
Passing Yardage.....	193	469
Passes.....	21/37/0	28/48/1
Punts.....	9/397/44.1	5/215/43.0
Fumbles/Lost.....	3/1	3/1
Return Yardage.....	175	165
Penalties/Yards.....	7/51	8/80
Time of Possession.....	32:33	27:27

WVU RUSHING: Garrison 18-80; **WVU PASSING:** Smith 27-45-0-450; **WVU RECEIVING:** Bailey 7-178, McCartney 6-131, Austin 7-74; **WVU TACKLES (TFL/QS):** Smith 8, Cook 8, Snow 7 (1/1); **WVU INTERCEPTIONS:** None.

UConn RUSHING: McCombs 20-74; **UConn PASSING:** McEntee 21-37-0-193; **UConn RECEIVING:** Griffin 5-57; **UConn TACKLES (TFL/QS):** Moore 8, Junior 7 (1/1), Smallwood 7; **UConn INTERCEPTIONS:** Brown.

Attendance - 56,179



Game No. 7

Syracuse 49, No. 11/T14 West Virginia 23

SYRACUSE, N.Y. (Oct. 21, 2011) - Syracuse capitalized on strong special teams play and two West Virginia turnovers to defeat the Mountaineers, 49-23, in a Friday night ESPN game at the Carrier Dome.

The Mountaineers lost at Syracuse for the first time since 2001 and have dropped two straight in the long-standing series after winning eight in a row against the Orange from 2002-09.

The Orange got strong play from quarterback Ryan Nassib, who played mistake-free football in passing for 229 yards and four touchdowns, while also rushing for one score to account for five in the game. A fired-up Syracuse defense blitzed most of the evening and pressured WVU quarterback Geno Smith enough to slow down a West Virginia offense that was averaging 40.8 points per game coming into the contest.

The game did not get out of hand until the second half as first-half action saw a competitive contest despite some Mountaineer miscues.

The Orange started off the scoring on their second possession with a 14-play, 84-yard drive that saw Nassib hit Nick Provo for a three-yard touchdown.

West Virginia answered with a 10-play drive that resulted in a 27-yard Tyler Bitancourt field goal to cut the deficit to 7-3 with 1:06 left in the opening quarter.

The Orange went up 14-3, when Nassib rushed in from one-yard away to close out a 14-play, 80-yard drive. However, the Mountaineers quickly answered and seemed to be in good shape, as Smith hit receiver Stedman Bailey on a long 64-yard touchdown reception. With a missed extra point, WVU only trailed the Orange 14-9 with 8:41 left in the half.

Any momentum the Mountaineers gained was quickly lost on the ensuing kickoff, as Dorian Graham's 98-yard kickoff return for a touchdown took the wind out of WVU's sails. A late Syracuse interception on the goal line thwarted another potential score for the Mountaineers, giving the Orange the lead 21-9 at the half.

West Virginia's opening possession of the second half once again gave the Mountaineers some momentum, as they marched 57 yards in 14 plays and got a touchdown behind a one-yard plunge from Shawne Alston, cutting the deficit to 21-16 with 10:07 left.

But just like the first half, Syracuse answered back. David Stevens hauled in a 29-yard pass from Nassib for a 28-16 score and the flood gates started to open.

Syracuse added two more scores, before WVU could answer. Nassib hit Provo for a 10-yard scoring toss to end the third quarter and then found him again at the 11:29 mark of the fourth

for a five-yard touchdown reception and a 42-16 Syracuse advantage.

Smith connected with receiver Brad Starks for West Virginia's final score, as the two hooked up for a 25-yard touchdown completion at the 9:18 mark.

Syracuse ended the scoring with 5:26 left in the game on Antwon Bailey's three-yard run, giving the Orange the commanding 26-point victory.

Smith ended with 338 yards passing and two scores, while Bailey turned in a school-record fifth straight 100-yard receiving performance with seven catches for 130 yards. The West Virginia defense was led by linebacker Jewone Snow with eight tackles

Aside from Nassib's strong totals, Syracuse received strong performances from Bailey with 125 yards rushing and Provo with three touchdown catches.

West Virginia rushed for 70 yards and passed for 338 to total 408 yards. The Orange rushed for 194 and passed for 249 to total 443 yards.

The win upped the Orange to 5-2 overall, while WVU dropped to 5-2 on the season.



Stedman Bailey

Scoring and Statistical Summary

	1	2	3	4	F
West Virginia	3	6	7	7	23
Syracuse	7	14	14	14	49

- 1st** SYR - Nick Provo 3 pass from Ryan Nassib (Ross Krautman kick)
WVU - Tyler Bitancourt 27 FG
- 2nd** SYR - Nassib 1 rush (Krautman kick)
WVU - Stedman Bailey 64 pass from Geno Smith (Bitancourt kick failed)
SYR - Dorian Graham 98 kickoff return (Krautman kick)
- 3rd** WVU - Shawne Alston 1 rush (Bitancourt kick)
SYR - David Stevens 29 pass from Nassib (Krautman kick)
SYR - Provo 10 pass from Nassib (Krautman kick)
- 4th** SYR - Provo 5 pass from Nassib (Krautman kick)
WVU - Brad Starks 25 pass from Smith (Bitancourt kick)
SYR - Antwon Bailey 3 rush (Krautman kick)

	WVU	SYR
First Downs	20	23
Rushes/Yards	24/70	41/194
Passing Yardage	338	249
Passes	24/41/2	25/33/0
Punts	3/134/44.7	4/176/44.0
Fumbles/Lost	1/0	0/0
Return Yardage	184	211
Penalties/Yards	5/37	3/25
Time of Possession	24:05	35:55

WVU RUSHING: Garrison 11-58; **WVU PASSING:** Smith 24-41-2-338; **WVU RECEIVING:** Bailey 7-130, Austin 6-60; **WVU TACKLES (TFL/QS):** Snow 8, Tandy 7, Smith 7; **WVU INTERCEPTIONS:** None.

SYR RUSHING: Bailey 22-125; **SYR PASSING:** Nassib 24-32-0-229; **SYR RECEIVING:** Provo 6-61, Graham 5-66; **SYR TACKLES (TFL/QS):** Diabate 7 (1/1), Thomas 7; **SYR INTERCEPTIONS:** Thomas, Wilkes.

Attendance - 45,265



PISCATAWAY, N.J. - (Oct. 29, 2011) - West Virginia overcame a 10-point halftime deficit and a horrendous October snow storm along the Northeast to defeat Rutgers, 41-31, for the 17th-straight time.

In a rare October snowstorm that left New Jersey in a state of emergency, both teams battled heavy snow, cold temperatures and strong wind gusts for the entire game, but still managed to put up a combined 72 points.

West Virginia took advantage of some big plays, like touchdown runs of 80 and 52 yards, while Rutgers used a time consuming offense to keep the ball away from the West Virginia offense.

By taking advantage of the strong wind behind its back, Rutgers capitalized on good field position to score first on a San San Te 40-yard field goal at the 7:17 mark of the first quarter.

West Virginia answered the score 1:10 later when running back Shawne Alston scored on a 52-yard touchdown run for a 7-3 WVU lead.

But the flurry of scoring in the opening quarter was just beginning. Rutgers regained the lead at 10:7, when quarterback Gary Nova found Mohamed Sanu for a 14-yard scoring pass.

The Mountaineers answered just 14 seconds later, when Tavon Austin took a reverse 80 yards for a 14-10 West Virginia lead at the 3:17 mark. The Scarlet Knights dosed out the scoring in the first quarter, when Nova found Mark Harrison for a 45-yard touchdown pass and a 17-14 Rutgers lead.

The Mountaineers took advantage of a Rutgers fumble to regain the lead at the 12:59 mark of the second quarter, when Alston rushed in from two-yards out for a 21-14 advantage.

However, the rest of the first half belonged to Rutgers, as the Scarlet Knights added two Jawan Jamison touchdown runs of one and 18 yards to take a 31-21 lead into the locker room at halftime.

Trailing by 10 on poor field conditions certainly could give the impression that this was the year for Rutgers to break the streak, but the Mountaineers controlled the second half with a strong defensive effort and by outscoring the Scarlet Knights 20-0.

After holding Rutgers scoreless on its first two second-half possessions, the Mountaineers pulled closer on a Geno Smith to Stedman Bailey 19-yard touchdown reception at the 7:23 mark of the third.

Down three in the fourth quarter, the momentum swung when Rutgers faked a field goal try, which resulted in an incomplete pass, and the Mountaineers had new life.

From its own 11-yard line, West Virginia marched 89 yards in 11 plays to retake the lead, 34-31,

when Smith called his own number and rushed in on fourth-and-one with 6:19 left.

On RU's next possession, WVU's Julian Miller came up with his second fumble recovery in the game, and the Mountaineer offense did the rest, moving 37 yards in three plays, capped off by a 20-yard touchdown pass from Smith to Austin to extend its lead to 10. To complete the second-half shutout by the Mountaineer defense, the unit held Rutgers scoreless on its next two possessions to give the Mountaineers their second BIG EAST win of the season.

Smith finished with 218 yards passing, while Alston turned in his first career 100-yard rushing effort with 110 yards on 14 carries. Safety Darwin Cook led the defense with 11 stops.

Rutgers was led by Nova with 235 yards passing, and Jamison totaled 96 yards on the ground. Justin Francis led the Scarlet Knights defense with 10 tackles.

Despite the poor weather, both teams put up solid numbers. West Virginia rushed for 210 yards and passed for 218 to total 428 yards. Rutgers rushed for 151 yards and passed for 235 to total 386 total yards.



Shawne Alston

Scoring and Statistical Summary

	1	2	3	4	F
West Virginia	14	7	7	13	41
Rutgers	17	14	0	0	31

1st	RU - San San Te 40 FG WVU - Shawne Alston 52 rush (Tyler Bitancurt kick) RU - Mohamed Sanu 14 pass from Gary Nova (Te kick) WVU - Tavon Austin 80 rush (Bitancurt kick) RU - Mark Harrison 45 pass from Nova (Te kick)
2nd	WVU - Alston 2 rush (Bitancurt kick) RU - Jawan Jamison 1 rush (Te kick) RU - Jamison 18 rush (Te kick)
3rd	WVU - Stedman Bailey 19 pass from Geno Smith (Bitancurt kick)
4th	WVU - Smith 1 rush (Bitancurt kick failed) WVU - Austin 20 pass from Smith (Bitancurt kick)

	WVU	RU
First Downs	17	22
Rushes/Yards	37/210	39/151
Passing Yardage	218	235
Passes	20/31/0	18/47/2
Punts	8/306/38.2	5/170/34.0
Fumbles/Lost	3/1	2/2
Return Yardage	83	98
Penalties/Yards	6/65	5/35
Time of Possession	25:25	34:35

WVU RUSHING: Alston 14-110, Austin 2-96; **WVU PASSING:** Smith 20-31-0-218; **WVU RECEIVING:** Austin 8-67, Starks 5-45, Bailey 2-51; **WVU TACKLES (TFL/QS):** Cook 11, Smith 8, Snow 8; **WVU INTERCEPTIONS:** Jenkins (2).

RU RUSHING: Jamison 19-96; **RU PASSING:** Nova 18-46-2-235; **RU RECEIVING:** Sanu 5-48, Pratt 4-45; **RU TACKLES (TFL/QS):** Francis 10 (2/0), Greene 9 (1/0); **RU INTERCEPTIONS:** None.

Attendance - 47,303

Game No. 9

Louisville 38, No. 24/21 West Virginia 35

MORGANTOWN, W.Va. - (Nov. 5, 2011) -

Louisville won for the first time in Morgantown since 1990 and broke a four-game losing streak to West Virginia with a 38-35 victory over the Mountaineers.

Two fumbles and special teams miscues proved too much for West Virginia to overcome, even though the warm, sunny November day started off brightly for the Mountaineers.

Brad Starks returned the game's opening kickoff 62 yards to the Louisville 30-yard line to set up the game's first score. Three plays later, WVU quarterback Geno Smith hit receiver Tavon Austin for a 25-yard scoring toss and a 7-0 lead.

However, it took Louisville just 2:38 to answer, as the Cardinals marched 73 yards to tie the game on Jeremy Wright's eight-yard run. The scoring drive was highlighted by a 55-yard run by tailback Dominique Brown.

Louisville took its first lead of the game with 5:44 left in the first on Senorise Perry's 13-yard run that ended a 78-yard drive. A 37-yard completion from quarterback Teddy Bridgewater to Eli Rogers provided the spark for the Cardinals.

The Mountaineers tied the game at 14-14 at the 12:18 mark of the second quarter, when Stedman Bailey hauled in a five-yard pass from Smith, as the Mountaineers drove 76 yards for their second score.

West Virginia recaptured the lead with 5:44 left in the first half, when Shawne Alston powered through for a two-yard scoring run, and a 21-14 WVU lead.

But Louisville was able to tie the game at the half, taking advantage of an 11-yard shanked punt by the Mountaineers. Six plays later, the game was tied at 21-21, when Bridgewater connected with Rogers.

The Mountaineers intercepted Bridgewater on the opening possession of the third quarter, but could not come away with any points, as Tyler Bitancurt missed a 32-yard field goal.

Later, the Cardinals put up the only points in the third quarter, when kicker Chris Philpott converted on a 39-yard field goal, as Louisville regained the lead for good at 24-21.

West Virginia mounted a drive late in the third, but was stopped at the Cardinal six-yard line as the third quarter ended. To start the fourth, Bitancurt's 23-yard field goal to tie was blocked and returned 82 yards for a touchdown by Andrew Johnson. Instead of the game being tied, West Virginia found itself down, 31-21, with 14:42 left in the game.

Two possessions later, the Mountaineers closed the gap to 31-28, when Alston rushed in from seven-yards out to end an impressive 96-yard, eight-play drive that was aided by a 46-yard

completion from Smith to receiver Ivan McCartney.

Trailing by three with 8:53 left, the Mountaineers needed a stop on defense and could not get one. The Cardinals converted on third-and-seven and fourth-and-one to keep the ball for 7:11, resulting in a three-yard touchdown run by Brown and a 38-28 margin.

WVU added a score late, when Smith found Bailey in the corner of the end zone, but the Cardinals recovered the onside kick to end any comeback hopes.

Smith finished with 410 yards passing, as Bailey (118 Yards) and Austin (90 yards) were his favorite targets. Darwin Cook led the defense with 10 stops. Bruce Irvin had a game-high two sacks and three TFL's.

For the Cardinals, Bridgewater passed for 246 yards, while Brown rushed for 69 and Rogers had 69 yards receiving. Hakeem Smith led the defense with 10 tackles.

The Mountaineers rushed for 123 yards and passed for 410 to total 533 yards of offense. The Cardinals finished with 105 yards on the ground and 246 via the pass for 351 yards of total offense.



Bruce Irvin

Scoring and Statistical Summary

	1	2	3	4	F
Louisville.....	14	7	3	14	38
West Virginia	7	14	0	14	35

1st	WVU - Tavon Austin 25 pass from Geno Smith (Tyler Bitancurt kick)
	LOU - Jeremy Wright 8 rush (Chris Philpott kick)
	LOU - Senorise Perry 13 rush (Philpott kick)
2nd	WVU - Stedman Bailey 5 pass from Smith (Bitancurt kick)
	WVU - Shawne Alston 2 rush (Bitancurt kick)
	LOU - Eli Rogers 4 pass from Teddy Bridgewater (Philpott kick)
3rd	LOU - Philpott 39 FG
4th	LOU - Andrew Johnson 82 blocked FG return (Philpott kick)
	WVU - Alston 7 rush (Bitancurt kick)
	LOU - Brown 3 rush (Philpott kick)
	WVU - Bailey 1 pass from Smith (Bitancurt kick)

	LOU	WVU
First Downs.....	15	28
Rushes/Yards.....	33/105	34/123
Passing Yardage.....	246	410
Passes.....	21/27/1	31/44/0
Punts.....	6/203/33.8	3/62/20.7
Fumbles/Lost.....	0/0	3/2
Return Yardage.....	221	249
Penalties/Yards.....	3/25	5/30
Time of Possession.....	30:46	29:14

WVU RUSHING: Garrison 13-64, Alston 11-45; **WVU PASSING:** Smith 31-44-0-410; **WVU RECEIVING:** Bailey 8-118, Austin 7-90; **WVU TACKLES (TFL/QS):** Cook 10 (1/0), Miller 8, Goode 8 (2/1); **WVU INTERCEPTIONS:** Goode.

LOU RUSHING: Brown 14-69; **LOU PASSING:** Bridgewater 21-27-1-246; **LOU RECEIVING:** Rogers 5-63; **LOU TACKLES (TFL/QS):** Smith 10, Evans 9; **LOU INTERCEPTIONS:** None.

Attendance - 57,287



CINCINNATI, OHIO - (Nov. 12, 2011) - West Virginia earned a road victory over a ranked opponent the hard way with a thrilling 24-21 win over Cincinnati in Paul Brown Stadium.

The Mountaineers trailed early, made a comeback to take the lead, only to relinquish it to a furious Cincinnati rally, before holding on at the end thanks to a blocked field goal attempt for their seventh victory of the season and third in BIG EAST play.

The Bearcats looked strong early, forcing West Virginia's offense out on downs. UC then scored the game's first touchdown in just three plays, when Isaiah Pead broke loose for a 40-yard touchdown run.

To West Virginia's credit, the Mountaineers never panicked and quieted the Bearcat faithful four plays later with a 59-yard touchdown bomb from quarterback Geno Smith to Stedman Bailey to tie the game at 7-7, with 11:37 left in the opening quarter.

Both defenses held until the 9:35 mark of the second quarter, when West Virginia put together an 11-play, 72-yard drive that ended with a 28-yard Tyler Bitancurt field goal. The WVU scoring drive was highlighted by pass completions of 39 and 21 yards from Smith to receiver Tavon Austin.

With West Virginia leading 10-7, a game-changing play by the Mountaineer defense altered the Cincinnati game plan. Bearcat senior quarterback Zach Collaros was sacked by WVU's Bruce Irvin and fumbled the ball in the end zone, before it was recovered by Julian Miller for a Mountaineer touchdown and a 17-7 lead.

More importantly though, Collaros suffered a broken ankle on the play, forcing backup quarterback Munchie Legaux into action. While the West Virginia offense could not put any more points on the board in the first half, the West Virginia defense returned the favor on the Bearcats, enabling the Mountaineers to take the 10-point lead into the locker room.

After keeping the fleet-footed Legaux in-check from the middle of the second quarter to the midway point of the third, the backup broke loose at the 8:48 mark of the third for a 65-yard run, but a missed field goal kept the Bearcats off the board.

Legaux was at it again on Cincy's next possession, as he connected with Pead for a 45-yard pass play and then took it in himself from seven-yards out, cutting the WVU lead to 17-14 with 4:19 left in the third.

Cincinnati took advantage of a WVU fumble to take the lead early in the fourth on a 10-yard run by Pead.

Trailing for the first time since the opening minutes, WVU started a 12-play, 74-yard drive with

13:13 left in the game and retook the lead at the 8:46 mark on a one-yard plunge by Shawne Alston. WVU converted two crucial third down long-yardage plays to keep the drive alive.

The WVU defense held Cincy scoreless on two straight possessions, before the Bearcats got one last chance with 2:01 left. UC got to the WVU 14-yard line with two ticks left, but Tony Miliano's 31-yard attempt was blocked by Eain Smith to save the day for the Mountaineers.

The game was about as even as it could get as both teams totaled 404 yards of total offense. West Virginia managed 32 yards on the ground and 372 in the air, while the Bearcats finished with a balanced 190 yards on the ground and 214 passing.

Smith passed for 372 yards and had two 100-yard receivers in Austin and Bailey. Linebacker Najee Goode paced the defense with eight tackles. Pead topped the Bearcat numbers with 113 yards rushing and 67 receiving, while JK Schaffer had nine tackles.

The win gave the Mountaineers a two-game winning streak in the series with Cincinnati.



Scoring and Statistical Summary

	1	2	3	4	F
West Virginia	7	10	0	7	24
Cincinnati	7	0	7	7	21

1st	CIN - Isaiah Pead 40 rush (Tony Miliano kick)
	WVU - Stedman Baily 59 pass from Geno Smith (Tyler Bitancurt kick)
2nd	WVU - Bitancurt 28 FG
	WVU - Julian Miller fumble recovery (Bitancurt kick)
3rd	CIN - Munchie Legaux 7 rush (Miliano kick)
4th	CIN - Pead 10 rush (Miliano kick)
	WVU - Shawne Alston 1 rush (Bitancurt kick)

	WVU	CIN
First Downs	19	16
Rushes/Yards	32/32	33/190
Passing Yardage	372	214
Passes	29/43/0	17/32/1
Punts	7/260/37.1	6/256/42.7
Fumbles/Lost	2/1	2/1
Return Yardage	150	83
Penalties/Yards	14/95	5/45
Time of Possession	36:00	24:00

WVU RUSHING: Buie 4-21, Garrison 13-19; **WVU PASSING:** Smith 29-43-0-372; **WVU RECEIVING:** Austin 9-126, Bailey 6-104; **WVU TACKLES (TFL/QS):** Goode 8 (3/1), Miller 7; **WVU INTERCEPTIONS:** Tandy.

CIN RUSHING: Peade 19-113, Legaux 8-77; **CIN PASSING:** Collaros 7-11-0-70, Legaux 10-21-1-144; **CIN RECEIVING:** Thompkins 5-67, Peade 5-67; **CIN TACKLES (TFL/QS):** Schaffer 9 (2/0), Frey 7; **CIN INTERCEPTIONS:** None.

Attendance - 48,152

Game No. 11

No. 23 West Virginia 21, Pitt 20

MORGANTOWN, W.Va. - (Nov. 25, 2011) - Just like previous "Backyard Brawls," the 104th edition went right down to the end, with West Virginia overcoming a 14-point deficit to claim a 21-20 victory in front of a sellout crowd of 60,932 at Milan Puskar Stadium.

Pitt opened up the scoring by taking advantage of West Virginia miscues and penalties. The Mountaineers had the Panthers stopped after a Kevin Harper missed field goal, but a personal foul penalty gave Pitt new life. The Panthers went on to complete a 13-play, 71-yard drive that ended with a Zach Brown one-yard rush, and a 7-0 Pitt lead.

The Panthers extended their margin to 14-0 with 2:14 left in the opening quarter, when Isaac Bennett motored in from six-yards out, giving the Panthers two scores in three drives to start the game.

West Virginia closed the gap to 14-7 with 7:23 left in the first half, when quarterback Geno Smith connected with receiver Stedman Bailey for a 63-yard scoring play.

After stopping Pitt on its next possession, West Virginia fumbled the ensuing punt, which was recovered by Pitt at the WVU 33-yard line. Five plays later, the Panthers made the Mountaineers pay for the miscue by adding a 30-yard Harper field goal for a 17-7 advantage.

West Virginia did manage a Darwin Cook interception just before halftime, but the Mountaineer offense could not move the ball, and the Panthers took the 10-point lead into the locker room at the half.

Pitt got the ball to start the second half, and the Mountaineer defense held once again, but another fumbled punt by the Mountaineers put the Panthers back in business at the WVU 16-yard line.

A strong defensive stand forced the Panthers into a 27-yard field goal by Harper, and their lead was upped to 20-7 with 11:29 left in the third.

The Mountaineers answered the score with their second touchdown, by putting together a seven-play, 60-yard drive. Running back Shawne Alston pulled the Mountaineers to within six at 20-14 on his eight-yard scoring run at the 8:52 mark of the third.

An impressive defensive effort continued to keep the Mountaineers in the game, as the unit only allowed Pitt 80 yards in the second half and no drive longer than 23 yards over the final two quarters.

West Virginia took its first lead of the game with 6:04 left, when the Mountaineers completed an 83-yard drive on Alston's one-yard run for a 21-20 WVU lead.

From there, the West Virginia defense did the

rest, coming up with 10 sacks in the game, including nine on Pitt's final 25 plays to hold the Panthers scoreless on their final two possessions to secure the come-from-behind win.

Smith passed for 244 yards, with 102 yards going to Tavon Austin and 80 to Bailey. Julian Miller led the defense with 12 tackles and four sacks. Punter Corey Smith also played a key role in turning the field with his four punts for an average of 57.2 yards, including a long punt for 62 yards.

Pitt got a combined 136 yards rushing from Bennett and Brown, while Sunseri passed for 137 yards. Buddy Jackson and Max Gruder led the Panther defense with eight tackles each.

Final totals showed WVU with 113 yards rushing and 244 passing for 357 yards of offense. Pitt totaled 159 yards on the ground and 137 through the air for 296 total yards.



Julian Miller

In the victory, West Virginia set six offensive school records, and has now won three straight "Backyard Brawls." In all-time BIG EAST play against Pitt, West Virginia leads the series 14-7 and is now 16-7-1 in the last 24 games against the Panthers.

Scoring and Statistical Summary

	1	2	3	4	F
Pitt.....	14	3	3	0	20
West Virginia	0	7	7	7	21

- 1st** Pitt - Zach Brown 1 rush (Kevin Harper kick)
Pitt - Isaac Bennett 6 rush (Harper kick)
- 2nd** WVU - Stedman Bailey 63 pass from Geno Smith (Tyler Bitancourt kick)
Pitt - Harper 30 FG
- 3rd** Pitt - Harper 27 FG
WVU - Shawne Alston 8 rush (Bitancourt kick)
- 4th** WVU - Alston 1 rush (Bitancourt kick)

	Pitt	WVU
First Downs.....	17	16
Rushes/Yards.....	58/159	30/113
Passing Yardage.....	137	244
Passes.....	12/23/1	22/31/0
Punts.....	10/428/42.8	8/368/46.0
Fumbles/Lost	1/0	3/3
Return Yardage.....	133	30
Penalties/Yards.....	9/60	4/20
Time of Possession.....	36:27	23:33

WVU RUSHING: Garrison 11-61; **WVU PASSING:** Smith 22-31-0-244; **WVU RECEIVING:** Austin 10-102, Bailey 3-80; **WVU TACKLES (TFL/QS):** Garvin 14 (1/0), Miller 12 (4/4), Goode 8 (2/3), Cook 8; **WVU INTERCEPTIONS:** Cook.

Pitt RUSHING: Bennett 16-70, Brown 15-67; **Pitt PASSING:** Sunseri 12-23-1-137; **Pitt RECEIVING:** Street 4-50; **Pitt TACKLES (TFL/QS):** Jackson 8 (1/0), Gruder 8; **Pitt INTERCEPTIONS:** None.

Attendance - 60,932



The Automated ScoreBook
West Virginia Game Results (as of Nov 26, 2011)
All games

Date	Opponent	Score	Overall Record	Conference Record	Time	Attend
Sep 4, 2011	MARSHALL	W 34-13	1- 0- 0	0- 0- 0	2:25	60758
Sep 10, 2011	NORFOLK STATE	W 55-12	2- 0- 0	0- 0- 0	3:12	51911
Sep 17, 2011	at Maryland	W 37-31	3- 0- 0	0- 0- 0	3:28	53627
Sep 24, 2011	#2 LSU	21-47 L	3- 1- 0	0- 0- 0	3:40	62056
Oct. 1, 2011	BOWLING GREEN	W 55-10	4- 1- 0	0- 0- 0	3:00	46603
* Oct 8, 2011	CONNECTICUT	W 43-16	5- 1- 0	1- 0- 0	3:38	56179
* Oct 21, 2011	at Syracuse	23-49 L	5- 2- 0	1- 1- 0	3:31	45265
* Oct 29, 2011	at Rutgers	W 41-31	6- 2- 0	2- 1- 0	3:49	47303
* Nov 5, 2011	LOUISVILLE	35-38 L	6- 3- 0	2- 2- 0	3:25	57287
* Nov 12, 2011	at #18 Cincinnati	W 24-21	7- 3- 0	3- 2- 0	3:45	48152
* Nov 25, 2011	PITT	W 21-20	8- 3- 0	4- 2- 0	3:22	60932

* indicates conference game

Opponent	Score	-----FIRST DOWNS-----				---RUSHING---		-----PASSING-----			--TOTAL OFFENSE--		Return Yards	Turn-Overs
		Total	Rush	Pass	Pen	Number-Yards	Comp-Att-Int	Yards	Plays-Yards	Plays-Yards				
MARSHALL.....	34-13	17/9	4/3	11/6	2/0	26-42 / 23-72	26-35- 0 / 15-21- 0	249/115	61-291 / 44-187	165/189	0/0			
NORFOLK STATE.....	55-12	28/13	5/6	15/6	8/1	33-102 / 32-88	25-40- 0 / 18-31- 0	431/197	73-533 / 63-285	168/170	0/0			
Maryland.....	37-31	27/29	6/11	17/15	4/3	31-92 / 35-188	36-49- 1 / 34-52- 3	388/289	80-480 / 87-477	159/166	3/3			
LSU.....	21-47	28/19	3/9	23/8	2/2	22-70 / 41-186	38-65- 2 / 16-28- 0	463/180	87-533 / 69-366	100/218	4/0			
BOWLING GREEN.....	55-10	30/14	15/8	14/6	1/0	46-360 / 36-103	19-33- 0 / 13-26- 3	283/114	79-643 / 62-217	91/256	0/5			
CONNECTICUT.....	43-16	23/16	6/5	16/10	1/1	29-72 / 35-82	28-48- 1 / 21-37- 0	469/193	77-541 / 72-275	165/175	2/1			
Syracuse.....	23-49	20/23	7/6	13/15	0/2	24-70 / 41-194	24-41- 2 / 25-33- 0	338/249	65-408 / 74-443	184/211	2/0			
Rutgers.....	41-31	17/22	8/9	9/11	0/2	37-210 / 39-151	20-31- 0 / 18-47- 2	218/235	68-428 / 86-386	83/98	1/4			
LOUISVILLE.....	35-38	28/15	10/7	18/8	0/0	34-123 / 33-105	31-44- 0 / 21-27- 1	410/246	78-533 / 60-351	249/127	2/1			
Cincinnati.....	24-21	19/16	3/5	15/10	1/1	32-32 / 33-190	29-43- 0 / 17-32- 1	372/214	75-404 / 65-404	150/69	1/2			
PITT.....	21-20	16/17	6/7	9/9	1/1	30-113 / 58-159	22-31- 0 / 12-23- 1	244/137	61-357 / 81-296	30/133	3/1			
Totals.....	389-288	253/193	73/76	160/104	20/13	344-1286/406-1518	298-460- 6/210-357-11	3865/2169	804-5151/ 763-3687	1544/1812	18/17			

Note: Game totals are displayed in the format TEAM/OPPONENT for each category

The Automated ScoreBook
West Virginia Overall Team Statistics (as of Nov 26, 2011)
All games

Team Statistics	WVU	OPP
SCORING	389	288
Points Per Game	35.4	26.2
FIRST DOWNS	253	193
Rushing	73	76
Passing	160	104
Penalty	20	13
RUSHING YARDAGE	1286	1518
Yards gained rushing	1596	1813
Yards lost rushing	310	295
Rushing Attempts	344	406
Average Per Rush	3.7	3.7
Average Per Game	116.9	138.0
TDs Rushing	21	18
PASSING YARDAGE	3865	2169
Comp-Att-Int	298-460-6	210-357-11
Average Per Pass	8.4	6.1
Average Per Catch	13.0	10.3
Average Per Game	351.4	197.2
TDs Passing	26	12
TOTAL OFFENSE	5151	3687
Total Plays	804	763
Average Per Play	6.4	4.8
Average Per Game	468.3	335.2
KICK RETURNS: #-Yards	47-1067	64-1559
PUNT RETURNS: #-Yards	23-280	14-158
INT RETURNS: #-Yards	11-114	6-110
KICK RETURN AVERAGE	22.7	24.4
PUNT RETURN AVERAGE	12.2	11.3
INT RETURN AVERAGE	10.4	18.3
FUMBLES-LOST	26-12	19-6
PENALTIES-Yards	68-578	72-593
Average Per Game	52.5	53.9
PUNTS-Yards	47-1845	68-2894
Average Per Punt	39.3	42.6
Net punt average	35.0	37.9
TIME OF POSSESSION/Game	27:32	31:08
3RD-DOWN Conversions	61/150	60/172
3rd-Down Pct	41%	35%
4TH-DOWN Conversions	6/15	6/15
4th-Down Pct	40%	40%
SACKS BY-Yards	26-157	25-189
MISC YARDS	0	94
TOUCHDOWNS SCORED	50	35
FIELD GOALS-ATTEMPTS	13-18	15-20
ON-SIDE KICKS	0-0	0-0
RED-ZONE SCORES	(44-51) 86%	(35-42) 83%
RED-ZONE TOUCHDOWNS	(33-51) 65%	(25-42) 60%
PAT-ATTEMPTS	(48-50) 96%	(31-32) 97%
ATTENDANCE	395726	194347
Games/Avg Per Game	7/56532	4/48587
Neutral Site Games		0/0

Score by Quarters	1st	2nd	3rd	4th	oT	Total
West Virginia	68	119	110	92	0	389
Opponents	98	77	50	63	0	288

The Automated ScoreBook
West Virginia Overall Individual Statistics (as of Nov 26, 2011)
All games

<u>Rushing</u>	<u>gp</u>	<u>att</u>	<u>gain</u>	<u>loss</u>	<u>net</u>	<u>avg</u>	<u>td</u>	<u>lg</u>	<u>avg/g</u>
GARRISON, Dustin	11	120	689	34	655	5.5	5	42	59.5
ALSTON, Shawne	9	72	343	11	332	4.6	10	52	36.9
ROBERTS, Vernard	10	44	150	10	140	3.2	3	9	14.0
AUSTIN, Tavon	11	9	141	12	129	14.3	1	80	11.7
BUIE, Andrew	9	38	138	11	127	3.3	1	12	14.1
JOHNSON, Trey	2	3	8	0	8	2.7	0	6	4.0
MILLARD, Paul	3	2	3	0	3	1.5	0	2	1.0
MOLINARI, Mike	11	1	0	8	-8	-8.0	0	0	-0.7
TEAM	5	9	0	21	-21	-2.3	0	0	-4.2
SMITH, Geno	11	46	124	203	-79	-1.7	1	18	-7.2
Total	11	344	1596	310	1286	3.7	21	80	116.9
Opponents	11	406	1813	295	1518	3.7	18	65	138.0

<u>Passing</u>	<u>gp</u>	<u>effic</u>	<u>comp-att-int</u>	<u>pct</u>	<u>yds</u>	<u>td</u>	<u>lg</u>	<u>avg/g</u>
SMITH, Geno	11	151.28	291-448-5	65.0	3741	25	84	340.1
MILLARD, Paul	3	155.97	7-12-1	58.3	124	1	45	41.3
Total	11	151.40	298-460-6	64.8	3865	26	84	351.4
Opponents	11	114.79	210-357-11	58.8	2169	12	56	197.2

<u>Receiving</u>	<u>gp</u>	<u>no.</u>	<u>yds</u>	<u>avg</u>	<u>td</u>	<u>lg</u>	<u>avg/g</u>
AUSTIN, Tavon	11	82	1009	12.3	4	72	91.7
BAILEY, Stedman	11	60	1117	18.6	11	84	101.5
MCCARTNEY, Ivan	11	46	561	12.2	3	51	51.0
BROWN, Devon	11	23	306	13.3	1	55	27.8
GARRISON, Dustin	11	23	190	8.3	0	36	17.3
URBAN, Tyler	11	19	210	11.1	2	19	19.1
STARKS, Brad	8	14	174	12.4	4	30	21.8
MILHOUSE, Willie	11	10	149	14.9	0	43	13.5
BUIE, Andrew	9	9	53	5.9	0	20	5.9
NEHLEN, Ryan	11	5	64	12.8	1	21	5.8
ROBERTS, Vernard	10	4	12	3.0	0	9	1.2
WOODS, J.D.	6	2	14	7.0	0	8	2.3
ALSTON, Shawne	9	1	6	6.0	0	6	0.7
Total	11	298	3865	13.0	26	84	351.4
Opponents	11	210	2169	10.3	12	56	197.2

<u>Punt Returns</u>	<u>no.</u>	<u>yds</u>	<u>avg</u>	<u>td</u>	<u>lg</u>
AUSTIN, Tavon	19	268	14.1	0	64
JENKINS, Brodrick	2	12	6.0	0	7
BROWN, Devon	1	-1	-1.0	0	0
BANKS, Ishmael	1	1	1.0	0	0
Total	23	280	12.2	0	64
Opponents	14	158	11.3	1	87

<u>Interceptions</u>	<u>no.</u>	<u>yds</u>	<u>avg</u>	<u>td</u>	<u>lg</u>
TANDY, Keith	3	45	15.0	0	16
GARVIN, Terence	2	32	16.0	1	37
JENKINS, Brodrick	2	0	0.0	0	0
COOK, Darwin	2	21	10.5	0	21
GOODE, Najee	1	15	15.0	0	15
SMITH, Eain	1	1	1.0	0	1
Total	11	114	10.4	1	37
Opponents	6	110	18.3	1	48

<u>Kick Returns</u>	<u>no.</u>	<u>yds</u>	<u>avg</u>	<u>td</u>	<u>lg</u>
AUSTIN, Tavon	28	680	24.3	1	100
STARKS, Brad	9	223	24.8	0	62
BAILEY, Stedman	4	67	16.8	0	26
BROWN, Devon	3	57	19.0	0	24
JENKINS, Brodrick	2	38	19.0	0	19
ROBERTS, Vernard	1	2	2.0	0	2
Total	47	1067	22.7	1	100
Opponents	64	1559	24.4	2	99

<u>Fumble Returns</u>	<u>no.</u>	<u>yds</u>	<u>avg</u>	<u>td</u>	<u>lg</u>
SNOW, Jewone	1	83	83.0	0	83
MILLER, Julian	0	0	0.0	1	0
Total	1	83	83.0	1	83
Opponents	1	-15	-15.0	1	0

The Automated ScoreBook
West Virginia Overall Individual Statistics (as of Nov 26, 2011)
All games

Scoring	td	fg	PAT				dpx	saf	pts
			kick	rush	rcv	pass			
BITANCURT, Tyle	-	13-18	48-50	-	-	-	-	-	87
BAILEY, Stedman	11	-	-	-	-	-	-	-	66
ALSTON, Shawne	10	-	-	-	-	-	-	-	60
AUSTIN, Tavon	6	-	-	-	-	-	-	-	36
GARRISON, Dustin	5	-	-	-	-	-	-	-	30
STARKS, Brad	4	-	-	-	-	-	-	-	24
ROBERTS, Vernard	3	-	-	-	-	-	-	-	18
MCCARTNEY, Ivan	3	-	-	-	-	-	-	-	18
URBAN, Tyler	2	-	-	-	-	-	-	-	12
GARVIN, Terence	1	-	-	-	-	-	-	-	6
NEHLEN, Ryan	1	-	-	-	-	-	-	-	6
SMITH, Geno	1	-	-	-	-	-	-	-	6
BROWN, Devon	1	-	-	-	-	-	-	-	6
MILLER, Julian	1	-	-	-	-	-	-	-	6
BUIE, Andrew	1	-	-	-	-	-	-	-	6
TEAM	-	-	-	-	-	-	1	-	2
Total	50	13-18	48-50	-	-	-	-	1	389
Opponents	35	15-20	31-32	1-1	-	0-2	-	-	288

Total Offense	g	plays	rush	pass	total	avg/g
SMITH, Geno	11	494	-79	3741	3662	332.9
GARRISON, Dustin	11	120	655	0	655	59.5
ALSTON, Shawne	9	72	332	0	332	36.9
ROBERTS, Vernard	10	44	140	0	140	14.0
AUSTIN, Tavon	11	9	129	0	129	11.7
BUIE, Andrew	9	38	127	0	127	14.1
MILLARD, Paul	3	14	3	124	127	42.3
JOHNSON, Trey	2	3	8	0	8	4.0
MOLINARI, Mike	11	1	-8	0	-8	-0.7
TEAM	5	9	-21	0	-21	-4.2
Total	11	804	1286	3865	5151	468.3
Opponents	11	763	1518	2169	3687	335.2

Field Goals	fg	pct.	01-19	20-29	30-39	40-49	50-99	lg	blk
BITANCURT, Tyle	13-18	72.2	1-1	5-6	5-8	2-3	0-0	45	2

FG Sequence	West Virginia	Opponents
Marshall	(27),(43)	(24),(21)
Norfolk State	35,(17),(21)	(50),(39),(39),(40)
Maryland	(35),(34),(21)	(25),48
LSU	-	30
BOWLING GREEN	(30),(45)	(21)
CONNECTICUT	(31),(33)	42,(40),(53),(22)
Syracuse	(27)	-
Rutgers	-	(40)
LOUISVILLE	32,23	(39)
Cincinnati	(28),39,47	42,31
PITT	-	(30),(27)

Punting	no.	yds	avg	lg	tb	fc	i20	50+	blk
MOLINARI, Mike	30	1116	37.2	58	2	5	11	1	0
SMITH, Corey	17	729	42.9	62	0	0	3	9	0
Total	47	1845	39.3	62	2	5	14	10	0
Opponents	68	2894	42.6	63	2	18	22	19	0

Kickoffs	no.	yds	avg	tb	ob	retn	net	ydln
SMITH, Corey	62	3878	62.5	4	2			
BITANCURT, Tyle	10	590	59.0	2	0			
Total	72	4468	62.1	6	2	24.4	38.7	31
Opponents	59	3580	60.7	8	3	22.7	39.9	30

Numbers in (parentheses) indicate field goal was made.

The Automated ScoreBook
West Virginia Overall Individual Statistics (as of Nov 26, 2011)
All games

<u>All Purpose</u>	<u>g</u>	<u>rush</u>	<u>rcv</u>	<u>pr</u>	<u>kr</u>	<u>ir</u>	<u>total</u>	<u>avg/g</u>
AUSTIN, Tavon	11	129	1009	268	680	0	2086	189.6
BAILEY, Stedma	11	0	1117	0	67	0	1184	107.6
GARRISON, Du	11	655	190	0	0	0	845	76.8
MCCARTNEY, I	11	0	561	0	0	0	561	51.0
STARKS, Brad	8	0	174	0	223	0	397	49.6
BROWN, Devon	11	0	306	-1	57	0	362	32.9
ALSTON, Shaw	9	332	6	0	0	0	338	37.6
URBAN, Tyler	11	0	210	0	0	0	210	19.1
BUIE, Andrew	9	127	53	0	0	0	180	20.0
ROBERTS, Vern	10	140	12	0	2	0	154	15.4
MILHOUSE, Will	11	0	149	0	0	0	149	13.5
NEHLEN, Ryan	11	0	64	0	0	0	64	5.8
JENKINS, Brodri	11	0	0	12	38	0	50	4.5
TANDY, Keith	11	0	0	0	0	45	45	4.1
GARVIN, Terenc	10	0	0	0	0	32	32	3.2
COOK, Darwin	11	0	0	0	0	21	21	1.9
GOODE, Najee	11	0	0	0	0	15	15	1.4
WOODS, J.D.	6	0	14	0	0	0	14	2.3
JOHNSON, Trey	2	8	0	0	0	0	8	4.0
MILLARD, Paul	3	3	0	0	0	0	3	1.0
SMITH, Eain	11	0	0	0	0	1	1	0.1
BANKS, Ishmael	11	0	0	1	0	0	1	0.1
MOLINARI, Mike	11	-8	0	0	0	0	-8	-0.7
TEAM	5	-21	0	0	0	0	-21	-4.2
SMITH, Geno	11	-79	0	0	0	0	-79	-7.2
Total	11	1286	3865	280	1067	114	6612	601.1
Opponents	11	1518	2169	158	1559	110	5514	501.3

The Automated ScoreBook
West Virginia Overall Defensive Statistics (as of Nov 27, 2011)
All games

#	Defensive Leaders	gp	Tackles				tfl/yds	Sacks	Pass defense			Fumbles	blkd	
			ua	a	tot	no-yds		int-yds	brup	qbh	rcv-yds	ff	kick	saf
25	COOK, Darwin	11	45	32	77	1.0-0	.	2-21	4	.	1-0	.	.	.
52	GOODE, Najee	11	35	42	77	11.5-39	4.0-29	1-15	.	1
28	GARVIN, Terence	10	41	28	69	4.5-12	2.5-5	2-32	3	1
6	MILLER, Pat	11	48	15	63	1.5-1	.	.	3	.	.	1	.	.
24	SMITH, Eain	11	38	20	58	2.5-12	.	1-1	5	.	.	2	1	.
8	TANDY, Keith	11	40	14	54	2.0-9	.	3-45	9
97	MILLER, Julian	11	25	26	51	9.0-28	6.0-24	.	1	.	3-0	2	.	.
56	SNOW, Jewone	10	17	24	41	2.0-7	1.5-6	.	.	.	1-83	.	.	.
11	IRVIN, Bruce	11	25	13	38	14.0-84	7.5-64	.	.	2	.	2	.	.
99	WRIGHT, Jorge	11	18	17	35	3.5-12	1.5-10
43	VANCE, Casey	9	9	21	30	2.5-3	0.5-0
47	RIGG, Doug	9	8	16	24	3.0-6	.	.	.	2
98	CLARKE, Will	11	10	14	24	3.0-21	1.0-14	.	1
23	JENKINS, Brodrick	11	14	4	18	2.0-10	.	2-0	5
53	ANDERSON, Tyler	11	8	8	16	4.0-9
33	BARBER, Jared	10	7	9	16	1.0-4
26	BELL, Travis	10	4	6	10	.	.	.	1	.	1-0	.	.	.
45	LEVEL, Cecil	11	7	3	10
17	FRANCIS, Josh	6	7	2	9
42	MILES, Donovan	10	4	5	9
94	TAYLOR, Josh	9	2	7	9	0.5-2	0.5-2
34	BANKS, Ishmael	11	6	2	8	.	.	.	1
90	ROWELL, Shaq	8	1	6	7
36	PETTEWAY, Shaq	10	4	2	6
18	BOWSER, Brantwon	10	3	2	5
91	LAGEMAN, J.B.	6	2	2	4
37	TONKERY, Wes	7	4	.	4	1.0-3
87	NUTTER, Cody	11	4	.	4
22	WILLIAMS, Avery	4	2	1	3
49	GLOSTER, Troy	8	.	3	3
92	DEMKO, Trevor	4	.	3	3
19	MARABLE, Will	5	2	1	3
46	MORO, Matt	5	2	1	3
3	BAILEY, Stedman	11	3	.	3
41	KOVATCH, Ricky	11	2	.	2
85	MILHOUSE, Willie	11	.	2	2
50	REDMAN, Taige	11	1	1	2
57	BRAUN, Jeff	11	.	1	1	0.5-2
2	STARKS, Brad	8	1	.	1
89	URBAN, Tyler	11	1	.	1
10	DORSEY, Mike	5	.	1	1
81	WOODS, J.D.	6	1	.	1
55	RADER, Tyler	11	1	.	1
1	AUSTIN, Tavon	11	1	.	1
5	MCCARTNEY, Ivan	11	1	.	1
TM	TEAM	5	1
	Total	11	454	354	808	69-264	26-157	11-114	33	6	6-83	7	1	1
	Opponents	11	470	287	757	68-290	25-189	6-110	49	5	12--15	18	2	.

The Automated ScoreBook
West Virginia Individual Season/Career Statistics (as of Nov 27, 2011)
All games

	SEASON									CAREER								
Rushing	gp	att	gain	loss	net	avg	td	lg	avg/g	gp	att	gain	loss	net	avg	td	lg	avg/g
GARRISON, Dustin	11	120	689	34	655	5.5	5	42	59.5	11	120	689	34	655	5.5	5	42	59.5
ALSTON, Shawne	9	72	343	11	332	4.6	10	52	36.9	27	134	618	20	598	4.5	10	52	22.1
ROBERTS, Vernard	10	44	150	10	140	3.2	3	9	14.0	10	44	150	10	140	3.2	3	9	14.0
AUSTIN, Tavon	11	9	141	12	129	14.3	1	80	11.7	37	31	350	13	337	10.9	3	80	9.1
BUIE, Andrew	9	38	138	11	127	3.3	1	12	14.1	9	38	138	11	127	3.3	1	12	14.1
JOHNSON, Trey	2	3	8	0	8	2.7	0	6	4.0	7	18	64	14	50	2.8	0	9	7.1
MILLARD, Paul	3	2	3	0	3	1.5	0	2	1.0	3	2	3	0	3	1.5	0	2	1.0
MOLINARI, Mike	11	1	0	8	-8	-8.0	0	0	-0.7	11	1	0	8	-8	-8.0	0	0	-0.7
TEAM	5	9	0	21	-21	-2.3	0	0	-4.2									
SMITH, Geno	11	46	124	203	-79	-1.7	1	18	-7.2	29	169	635	490	145	0.9	1	29	5.0
Total	11	344	1596	310	1286	3.7	21	80	116.9									
Opponents	11	406	1813	295	1518	3.7	18	65	138.0									
Passing	gp	effic	comp-att-int	pct	yds	td	lg	avg/g	gp	effic	comp-att-int	pct	yds	td	lg	avg/g		
SMITH, Geno	11	151.28	291-448-5	65.0	3741	25	84	340.1	29	146.75	564-869-13	64.9	6813	50	84	234.9		
MILLARD, Paul	3	155.97	7-12-1	58.3	124	1	45	41.3	3	155.97	7-12-1	58.3	124	1	45	41.3		
Total	11	151.40	298-460-6	64.8	3865	26	84	351.4										
Opponents	11	114.79	210-357-11	58.8	2169	12	56	197.2										
Receiving	gp	no.	yds	avg	td	lg	avg/g	gp	no.	yds	avg	td	lg	avg/g				
AUSTIN, Tavon	11	82	1009	12.3	4	72	91.7	37	155	1947	12.6	13	72	52.6				
BAILEY, Stedman	11	60	1117	18.6	11	84	101.5	24	84	1434	17.1	15	84	59.8				
MCCARTNEY, Ivan	11	46	561	12.2	3	51	51.0	23	47	565	12.0	3	51	24.6				
BROWN, Devon	11	23	306	13.3	1	55	27.8	11	23	306	13.3	1	55	27.8				
GARRISON, Dustin	11	23	190	8.3	0	36	17.3	11	23	190	8.3	0	36	17.3				
URBAN, Tyler	11	19	210	11.1	2	19	19.1	48	36	413	11.5	5	33	8.6				
STARKS, Brad	8	14	174	12.4	4	30	21.8	42	79	1064	13.5	11	58	25.3				
MILHOUSE, Willie	11	10	149	14.9	0	43	13.5	11	10	149	14.9	0	43	13.5				
BUIE, Andrew	9	9	53	5.9	0	20	5.9	9	9	53	5.9	0	20	5.9				
NEHLEN, Ryan	11	5	64	12.8	1	21	5.8	19	5	64	12.8	1	21	3.4				
ROBERTS, Vernard	10	4	12	3.0	0	9	1.2	10	4	12	3.0	0	9	1.2				
WOODS, J.D.	6	2	14	7.0	0	8	2.3	23	20	219	10.9	1	21	9.5				
ALSTON, Shawne	9	1	6	6.0	0	6	0.7	27	5	14	2.8	0	9	0.5				
Total	11	298	3865	13.0	26	84	351.4											
Opponents	11	210	2169	10.3	12	56	197.2											
Total Offense	q	plays	rush	pass	total	avg/g	q	plays	rush	pass	total	avg/g						
SMITH, Geno	11	494	-79	3741	3662	332.9	29	1038	145	6813	6958	239.9						
GARRISON, Dustin	11	120	655	0	655	59.5	11	120	655	0	655	59.5						
ALSTON, Shawne	9	72	332	0	332	36.9	27	134	598	0	598	22.1						
ROBERTS, Vernard	10	44	140	0	140	14.0	10	44	140	0	140	14.0						
AUSTIN, Tavon	11	9	129	0	129	11.7	37	31	337	0	337	9.1						
BUIE, Andrew	9	38	127	0	127	14.1	9	38	127	0	127	14.1						
MILLARD, Paul	3	14	3	124	127	42.3	3	14	3	124	127	42.3						
JOHNSON, Trey	2	3	8	0	8	4.0	7	18	50	0	50	7.1						
MOLINARI, Mike	11	1	-8	0	-8	-0.7	11	1	-8	0	-8	-0.7						
TEAM	5	9	-21	0	-21	-4.2												
Total	11	804	1286	3865	5151	468.3												
Opponents	11	763	1518	2169	3687	335.2												

The Automated ScoreBook
West Virginia Individual Season/Career Statistics (as of Nov 27, 2011)
All games

Scoring	SEASON						CAREER									
	td	fg	PAT			dpx	saf	pts	td	fg	PAT			dpx	saf	pts
kick	rush	rcv	pass	kick	rush				rcv	pass						
BITANCURT, Tyle	-	13-18	48-50	-	-	-	-	-	-	36-50	130-133	-	-	-	-	238
BAILEY, Stedman	11	-	-	-	-	-	-	-	15	-	-	-	-	-	-	90
ALSTON, Shawne	10	-	-	-	-	-	-	-	10	-	-	-	-	-	-	60
AUSTIN, Tavon	6	-	-	-	-	-	-	-	18	-	-	-	-	-	-	108
GARRISON, Dustin	5	-	-	-	-	-	-	-	5	-	-	-	-	-	-	30
STARKS, Brad	4	-	-	-	-	-	-	-	12	-	-	-	-	-	-	72
ROBERTS, Vernard	3	-	-	-	-	-	-	-	3	-	-	-	-	-	-	18
MCCARTNEY, Ivan	3	-	-	-	-	-	-	-	3	-	-	-	-	-	-	18
URBAN, Tyler	2	-	-	-	-	-	-	-	5	-	-	-	-	-	-	30
BROWN, Devon	1	-	-	-	-	-	-	-	1	-	-	-	-	-	-	6
MILLER, Julian	1	-	-	-	-	-	-	-	1	-	-	-	-	-	1	8
SMITH, Geno	1	-	-	-	-	-	-	-	1	-	-	-	-	1-1	-	6
NEHLEN, Ryan	1	-	-	-	-	-	-	-	1	-	-	-	-	-	-	6
BUIE, Andrew	1	-	-	-	-	-	-	-	1	-	-	-	-	-	-	6
GARVIN, Terence	1	-	-	-	-	-	-	-	1	-	-	-	-	-	-	6
TEAM	-	-	-	-	-	-	-	1	2	-	-	-	-	-	-	
Total	50	13-18	48-50	-	-	-	-	-	1	389	-	-	-	-	-	
Opponents	35	15-20	31-32	1-1	-	0-2	-	-	-	288	-	-	-	-	-	

Punt Returns	no.	yds	avg	td	lg	no.	yds	avg	td	lg
AUSTIN, Tavon	19	268	14.1	0	64	19	268	14.1	0	64
JENKINS, Brodrick	2	12	6.0	0	7	2	12	6.0	0	7
BANKS, Ishmael	1	1	1.0	0	0	1	1	1.0	0	0
BROWN, Devon	1	-1	-1.0	0	0	1	-1	-1.0	0	0
Total	23	280	12.2	0	64					
Opponents	14	158	11.3	1	87					

Kick Returns	no.	yds	avg	td	lg	no.	yds	avg	td	lg
AUSTIN, Tavon	28	680	24.3	1	100	57	1336	23.4	2	100
STARKS, Brad	9	223	24.8	0	62	9	223	24.8	0	62
BAILEY, Stedman	4	67	16.8	0	26	4	67	16.8	0	26
BROWN, Devon	3	57	19.0	0	24	3	57	19.0	0	24
JENKINS, Brodrick	2	38	19.0	0	19	2	38	19.0	0	19
ROBERTS, Vernard	1	2	2.0	0	2	1	2	2.0	0	2
Total	47	1067	22.7	1	100					
Opponents	64	1559	24.4	2	99					

Interceptions	no.	yds	avg	td	lg	no.	yds	avg	td	lg
TANDY, Keith	3	45	15.0	0	16	12	103	8.6	0	26
COOK, Darwin	2	21	10.5	0	21	2	21	10.5	0	21
JENKINS, Brodrick	2	0	0.0	0	0	2	0	0.0	0	0
GARVIN, Terence	2	32	16.0	1	37	2	37	18.5	1	37
GOODE, Najee	1	15	15.0	0	15	2	43	21.5	0	28
SMITH, Eain	1	1	1.0	0	1	2	39	19.5	0	38
Total	11	114	10.4	1	37					
Opponents	6	110	18.3	1	48					

Fumble Returns	no.	yds	avg	td	lg	no.	yds	avg	td	lg
SNOW, Jewone	1	83	83.0	0	83	1	83	83.0	0	83
MILLER, Julian	0	0	0.0	1	0	0	0	0.0	1	0
Total	1	83	83.0	1	83					
Opponents	1	-15	-15.0	1	0					

The Automated ScoreBook
West Virginia Individual Season/Career Statistics (as of Nov 27, 2011)
All games

All Purpose	SEASON								CAREER							
	g	rush	rcv	pr	kr	ir	total	avg/g	g	rush	rcv	pr	kr	ir	total	avg/g
AUSTIN, Tavon	11	129	1009	268	680	0	2086	189.6	37	337	1947	268	1336	0	3888	105.1
BAILEY, Stedma	11	0	1117	0	67	0	1184	107.6	24	0	1434	0	67	0	1501	62.5
GARRISON, Dus	11	655	190	0	0	0	845	76.8	11	655	190	0	0	0	845	76.8
MCCARTNEY, Iv	11	0	561	0	0	0	561	51.0	23	2	565	0	0	0	567	24.7
STARKS, Brad	8	0	174	0	223	0	397	49.6	42	63	1064	0	223	0	1350	32.1
BROWN, Devon	11	0	306	-1	57	0	362	32.9	11	0	306	-1	57	0	362	32.9
ALSTON, Shawn	9	332	6	0	0	0	338	37.6	27	598	14	0	0	0	612	22.7
URBAN, Tyler	11	0	210	0	0	0	210	19.1	48	0	413	0	8	0	421	8.8
BUIE, Andrew	9	127	53	0	0	0	180	20.0	9	127	53	0	0	0	180	20.0
ROBERTS, Vern	10	140	12	0	2	0	154	15.4	10	140	12	0	2	0	154	15.4
MILHOUSE, Willi	11	0	149	0	0	0	149	13.5	11	0	149	0	0	0	149	13.5
NEHLEN, Ryan	11	0	64	0	0	0	64	5.8	19	0	64	0	0	0	64	3.4
JENKINS, Brodri	11	0	0	12	38	0	50	4.5	11	0	0	12	38	0	50	4.5
TANDY, Keith	11	0	0	0	0	45	45	4.1	43	0	0	0	0	103	103	2.4
GARVIN, Terenc	10	0	0	0	0	32	32	3.2	33	0	0	0	0	37	37	1.1
COOK, Darwin	11	0	0	0	0	21	21	1.9	24	0	0	0	0	21	21	0.9
GOODE, Najee	11	0	0	0	0	15	15	1.4	50	0	0	0	0	43	43	0.9
WOODS, J.D.	6	0	14	0	0	0	14	2.3	23	0	219	6	0	0	225	9.8
JOHNSON, Trey	2	8	0	0	0	0	8	4.0	7	50	6	0	0	0	56	8.0
MILLARD, Paul	3	3	0	0	0	0	3	1.0	3	3	0	0	0	0	3	1.0
SMITH, Eain	11	0	0	0	0	1	1	0.1	49	0	0	0	0	39	39	0.8
BANKS, Ishmael	11	0	0	1	0	0	1	0.1	11	0	0	1	0	0	1	0.1
MOLINARI, Mike	11	-8	0	0	0	0	-8	-0.7	11	-8	0	0	0	0	-8	-0.7
TEAM	5	-21	0	0	0	0	-21	-4.2								
SMITH, Geno	11	-79	0	0	0	0	-79	-7.2	29	145	0	0	0	0	145	5.0
Total	11	1286	3865	280	1067	114	6612	601.1								
Opponents	11	1518	2169	158	1559	110	5514	501.3								

Field Goals	att	good	long	blkd	att	good	long	blkd
BITANCURT, Tyle	18	13	45	2	50	36	45	6
Total	18	13	45	2				
Opponents	20	15	53	1				

Punting	no.	yds	avg	lg	blk	no.	yds	avg	lg	blk
MOLINARI, Mike	30	1116	37.2	58	0	30	1116	37.2	58	0
SMITH, Corey	17	729	42.9	62	0	17	729	42.9	62	0
Total	47	1845	39.3	62	0					
Opponents	68	2894	42.6	63	0					

Kickoffs	no.	yds	avg	tb	ob	no.	yds	avg	tb	ob
SMITH, Corey	62	3878	62.5	4	2	126	7862	62.4	12	2
BITANCURT, Tyle	10	590	59.0	2	0	29	1721	59.3	5	1
Total	72	4468	62.1	6	2					
Opponents	59	3580	60.7	8	3					

The Automated ScoreBook
West Virginia Team Game-by-Game (as of Nov 26, 2011)
All games

TEAM STATISTICS

Date	Opponent	Rushing				Receiving				Passing				Kick Returns				Punt Returns				tot off
		no.	yds	td	lg	no.	yds	td	lg	cmp	att	int	yds	td	lg	no.	yds	td	lg	no.	yds	
Sep 4	MARSHALL	26	42	1	15	26	249	2	29	26-35-0	249	2	29	2	119	1	100	3	46	0	22	291
Sep 10	NORFOLK STATE	33	102	2	13	25	431	5	55	25-40-0	431	5	55	3	70	0	26	5	98	0	64	533
Sep 17	at Maryland	31	92	2	10	36	388	1	47	36-49-1	388	1	47	6	121	0	27	0	0	0	0	480
Sep 24	LSU	22	70	1	17	38	463	2	72	38-65-2	463	2	72	6	100	0	26	0	0	0	0	533
Oct. 1	BOWLING GREEN	46	360	4	42	19	283	3	45	19-33-0	283	3	45	3	57	0	19	3	10	0	11	643
Oct 8	CONNECTICUT	29	72	1	14	28	469	4	84	28-48-1	469	4	84	1	31	0	31	5	51	0	18	541
Oct 21	at Syracuse	24	70	1	12	24	338	2	64	24-41-2	338	2	64	7	161	0	33	2	23	0	15	408
Oct 29	at Rutgers	37	210	4	80	20	218	2	32	20-31-0	218	2	32	5	83	0	19	0	0	0	0	428
Nov 5	LOUISVILLE	34	123	2	18	31	410	3	46	31-44-0	410	3	46	7	234	0	62	0	0	0	0	533
Nov 12	at Cincinnati	32	32	1	12	29	372	1	59	29-43-0	372	1	59	4	84	0	28	3	50	0	26	404
Nov 25	PITT	30	113	2	19	22	244	1	63	22-31-0	244	1	63	3	7	0	5	2	2	0	0	357
Opponents		344	1286	21	80	298	3865	26	84	298-460-6	3865	26	84	47	1067	1	100	23	280	0	64	5151
		406	1518	18	65	210	2169	12	56	210-357-11	2169	12	56	64	1559	2	99	14	158	1	87	3687

Games played: 11
 Avg per rush: 3.7
 Avg per catch: 13.0
 Pass efficiency: 151.40
 Kick ret avg: 22.7
 Punt ret avg: 12.2
 All purpose avg/game: 601.1
 Total offense avg/gm: 468.3

Date	Opponent	Tackles				Sacks	Fumble		Pass Defense			Blkd	PAT Attempts				saf	pts
		ua	a	total	tfl-yds		no-yds	ff	fr-yds	int-yds	qbh		brup	kick	kick	rush		
Sep 4	MARSHALL	29	24	53	7.0-27	1.0-7	0	0-0	0-0	0	1	0	4-4	0	0	0	0	34
Sep 10	NORFOLK STATE	41	34	75	8.0-17	0.0-0	0	0-0	0-0	0	2	0	7-7	0	0	0	0	55
Sep 17	at Maryland	49	44	93	4.0-10	0.0-0	1	0-0	3-38	0	4	0	4-4	0	0	0	0	37
Sep 24	LSU	38	40	78	5.0-14	0.0-0	0	0-0	0-0	0	3	0	3-3	0	0	0	0	21
Oct. 1	BOWLING GREEN	37	36	73	5.0-16	2.0-9	2	2-0	3-24	0	4	0	7-7	0	0	0	0	55
Oct 8	CONNECTICUT	48	26	74	7.0-26	5.0-24	2	1-83	0-0	0	1	0	5-5	0	0	0	1	43
Oct 21	at Syracuse	50	14	64	0.0-0	0.0-0	0	0-0	0-0	0	1	0	2-3	0	0	0	0	23
Oct 29	at Rutgers	29	42	71	4.0-21	2.0-14	0	2-0	2-0	5	9	0	5-6	0	0	0	0	41
Nov 5	LOUISVILLE	40	28	68	9.0-31	4.0-22	0	0-0	1-15	0	0	0	5-5	0	0	0	0	35
Nov 12	at Cincinnati	38	24	62	7.0-41	2.0-27	1	1-0	1-16	1	5	1	3-3	0	0	0	0	24
Nov 25	PITT	54	44	98	13.0-61	10.0-51	1	0-0	1-21	0	3	0	3-3	0	0	0	0	21
Opponents		453	356	809	69.0-264	25.0-154	7	6-83	11-114	6	33	1	48-50	0	0	0	1	389
		470	287	757	68.0-290	24.0-175	18	12--15	6-110	5	49	2	31-32	1	0	0	0	288

Date	Opponent	Punting										Field Goals			Kickoffs			
		no.	yds	avg	long	blkd	tb	fc	50+	i20	md-att	long	blkd	no.	yds	avg	tb	ob
Sep 4	MARSHALL	2	100	50.0	55	0	0	0	1	1	2-2	43	0	6	392	65.3	1	0
Sep 10	NORFOLK STATE	2	75	37.5	60	0	0	0	1	0	2-3	21	0	10	659	65.9	1	0
Sep 17	at Maryland	2	79	39.5	40	0	0	0	0	0	3-3	35	0	7	441	63.0	0	0
Sep 24	LSU	6	232	38.7	58	0	0	0	3	0	0-0	0	0	4	237	59.2	0	0
Oct. 1	BOWLING GREEN	1	14	14.0	14	0	0	0	0	0	2-2	45	0	10	582	58.2	0	0
Oct 8	CONNECTICUT	5	215	43.0	47	0	0	1	0	3	2-2	33	0	8	516	64.5	1	1
Oct 21	at Syracuse	3	134	44.7	47	0	0	2	0	1	1-1	27	0	5	335	67.0	1	0
Oct 29	at Rutgers	8	306	38.2	48	0	0	2	0	4	0-0	0	0	7	367	52.4	1	1
Nov 5	LOUISVILLE	3	62	20.7	39	0	0	0	0	0	0-2	0	1	6	341	56.8	0	0
Nov 12	at Cincinnati	7	260	37.1	58	0	1	0	1	2	1-3	28	1	5	323	64.6	1	0
Nov 25	PITT	8	368	46.0	62	0	1	0	4	3	0-0	0	0	4	275	68.8	0	0
Opponents		47	1845	39.3	62	0	2	5	10	14	13-18	45	2	72	4468	62.1	6	2
		68	2894	42.6	63	0	2	18	19	22	15-20	53	1	59	3580	60.7	8	3

The Automated ScoreBook
West Virginia Opponent Game-by-Game (as of Nov 26, 2011)
All games

OPPONENT STATISTICS

Date	Opponent	Rushing				Receiving				Passing				Kick Returns				Punt Returns				tot off
		no.	yds	td	lg	no.	yds	td	lg	cmp-att-int	yds	td	lg	no.	yds	td	lg	no.	yds	td	lg	
Sep 4	MARSHALL	23	72	0	22	15	115	0	26	15-21-0	115	0	26	5	102	0	33	1	87	1	87	187
Sep 10	NORFOLK STATE	32	88	0	14	18	197	0	56	18-31-0	197	0	56	9	170	0	30	0	0	0	0	285
Sep 17	at Maryland	35	188	3	20	34	289	1	25	34-52-3	289	1	25	7	158	0	29	1	8	0	8	477
Sep 24	LSU	41	186	3	22	16	180	3	52	16-28-0	180	3	52	4	165	1	99	3	34	0	12	366
Oct. 1	BOWLING GREEN	36	103	0	28	13	114	1	18	13-26-3	114	1	18	10	258	0	77	0	0	0	0	217
Oct 8	CONNECTICUT	35	82	0	12	21	193	0	20	21-37-0	193	0	20	6	119	0	26	3	8	0	12	275
Oct 21	at Syracuse	41	194	2	50	25	249	4	29	25-33-0	249	4	29	4	174	1	98	1	0	0	0	443
Oct 29	at Rutgers	39	151	2	18	18	235	2	45	18-47-2	235	2	45	5	98	0	27	0	0	0	0	386
Nov 5	LOUISVILLE	33	105	3	55	21	246	1	37	21-27-1	246	1	37	6	127	0	31	1	0	0	0	351
Nov 12	at Cincinnati	33	190	3	65	17	214	0	45	17-32-1	214	0	45	4	70	0	22	1	6	0	6	404
Nov 25	PITT	58	159	2	20	12	137	0	22	12-23-1	137	0	22	4	118	0	36	3	15	0	8	296
West Virginia		406	1518	18	65	210	2169	12	56	210-357-11	2169	12	56	64	1559	2	99	14	158	1	87	3687
West Virginia		344	1286	21	80	298	3865	26	84	298-460-6	3865	26	84	47	1067	1	100	23	280	0	64	5151

Games played: 11
 Avg per rush: 3.7
 Avg per catch: 10.3
 Pass efficiency: 114.79
 Kick ret avg: 24.4
 Punt ret avg: 11.3
 All purpose avg/game: 501.3
 Total offense avg/gm: 335.2

Date	Opponent	Tackles				Sacks no-yds	Fumble		Pass Defense			Blkd kick	PAT Attempts				saf	pts
		ua	a	total	tfl-yds		ff	fr-yds	int-yds	qbh	brup		kick	rush	rcv			
Sep 4	MARSHALL	41	20	61	9.0-32	1.0-11	1	0-0	0-0	0	3	0	1-1	0	0	0	0	13
Sep 10	NORFOLK STATE	44	26	70	3.0-9	1.0-7	0	0-0	0-0	0	5	0	0-0	0	0	0	0	12
Sep 17	at Maryland	49	28	77	8.0-33	2.0-16	3	2-0	1-0	0	4	0	2-2	1	0	0	31	
Sep 24	LSU	50	16	66	3.0-4	0.0-0	1	2--6	2-25	0	8	0	5-6	0	0	0	47	
Oct. 1	BOWLING GREEN	53	20	73	3.0-9	1.0-5	3	0--2	0-0	0	3	0	1-1	0	0	0	10	
Oct 8	CONNECTICUT	37	32	69	6.0-24	2.0-14	2	1-0	1-48	0	9	0	1-1	0	0	0	16	
Oct 21	at Syracuse	39	18	57	5.0-36	4.0-35	1	0-0	2-37	1	2	0	7-7	0	0	0	49	
Oct 29	at Rutgers	27	40	67	6.0-18	2.0-2	1	1-0	0-0	2	2	0	4-4	0	0	0	31	
Nov 5	LOUISVILLE	52	26	78	4.0-37	3.0-34	3	2-0	0-0	0	4	1	5-5	0	0	0	38	
Nov 12	at Cincinnati	43	30	73	13.0-49	5.0-27	2	1--7	0-0	2	4	1	3-3	0	0	0	21	
Nov 25	PITT	35	31	66	8.0-39	4.0-24	1	3-0	0-0	0	5	0	2-2	0	0	0	20	
West Virginia		470	287	757	68.0-290	24.0-175	18	12--15	6-110	5	49	2	31-32	1	0	0	288	
West Virginia		453	356	809	69.0-264	25.0-154	7	6-83	11-114	6	33	1	48-50	0	0	1	389	

Date	Opponent	Punting										Field Goals			Kickoffs			
		no.	yds	avg	long	blkd	tb	fc	50+	i20	md-att	long	blkd	no.	yds	avg	tb	ob
Sep 4	MARSHALL	5	224	44.8	52	0	0	2	1	0	2-2	24	0	3	162	54.0	0	0
Sep 10	NORFOLK STATE	10	447	44.7	55	0	1	2	3	2	4-4	50	0	4	177	44.2	0	1
Sep 17	at Maryland	2	81	40.5	41	0	0	0	0	0	1-2	25	0	6	386	64.3	0	0
Sep 24	LSU	6	292	48.7	60	0	0	2	4	6	0-1	0	0	8	531	66.4	2	0
Oct. 1	BOWLING GREEN	5	220	44.0	52	0	1	1	2	2	1-1	21	0	3	167	55.7	0	0
Oct 8	CONNECTICUT	9	397	44.1	63	0	0	1	3	3	3-4	53	0	5	341	68.2	4	0
Oct 21	at Syracuse	4	176	44.0	57	0	0	1	2	0	0-0	0	0	8	506	63.2	0	1
Oct 29	at Rutgers	5	170	34.0	41	0	0	0	0	1	1-1	40	0	6	356	59.3	1	0
Nov 5	LOUISVILLE	6	203	33.8	43	0	0	3	0	2	1-1	39	0	7	453	64.7	0	0
Nov 12	at Cincinnati	6	256	42.7	61	0	0	1	2	1	0-2	0	1	4	242	60.5	0	0
Nov 25	PITT	10	428	42.8	54	0	0	5	2	5	2-2	30	0	5	259	51.8	1	1
West Virginia		68	2894	42.6	63	0	2	18	19	22	15-20	53	1	59	3580	60.7	8	3
West Virginia		47	1845	39.3	62	0	2	5	10	14	13-18	45	2	72	4468	62.1	6	2

The Automated ScoreBook
West Virginia Game Superlatives (as of Nov 26, 2011)
All games

INDIVIDUAL GAME HIGHS

Rushes	32	GARRISON, Dustin vs BOWLING GREEN (Oct. 1, 2011)
Yards Rushing	291	GARRISON, Dustin vs BOWLING GREEN (Oct. 1, 2011)
TD Rushes	2	ALSTON, Shawne vs BOWLING GREEN (Oct. 1, 2011)
	2	GARRISON, Dustin vs BOWLING GREEN (Oct. 1, 2011)
	2	ALSTON, Shawne at Rutgers (Oct 29, 2011)
	2	ALSTON, Shawne vs LOUISVILLE (Nov 5, 2011)
	2	ALSTON, Shawne vs PITT (Nov 25, 2011)
Long Rush	80	AUSTIN, Tavon at Rutgers (Oct 29, 2011)
Pass attempts	65	SMITH, Geno vs LSU (Sep 24, 2011)
Pass completions	38	SMITH, Geno vs LSU (Sep 24, 2011)
Yards Passing	463	SMITH, Geno vs LSU (Sep 24, 2011)
TD Passes	4	SMITH, Geno vs Norfolk State (Sep 10, 2011)
	4	SMITH, Geno vs CONNECTICUT (Oct 8, 2011)
Long Pass	84	SMITH, Geno vs CONNECTICUT (Oct 8, 2011)
Receptions	11	AUSTIN, Tavon at Maryland (Sep 17, 2011)
	11	AUSTIN, Tavon vs LSU (Sep 24, 2011)
Yards Receiving	187	AUSTIN, Tavon vs LSU (Sep 24, 2011)
TD Receptions	2	BAILEY, Stedman vs CONNECTICUT (Oct 8, 2011)
	2	BAILEY, Stedman vs LOUISVILLE (Nov 5, 2011)
Long Reception	84	BAILEY, Stedman vs CONNECTICUT (Oct 8, 2011)
Field Goals	3	BITANCURT, Tyle at Maryland (Sep 17, 2011)
Long Field Goal	45	BITANCURT, Tyle vs BOWLING GREEN (Oct. 1, 2011)
Punts	8	MOLINARI, Mike at Rutgers (Oct 29, 2011)
Punting Avg	57.2	SMITH, Corey vs PITT (Nov 25, 2011)
Long Punt	62	SMITH, Corey vs PITT (Nov 25, 2011)
Punts inside 20	4	MOLINARI, Mike at Rutgers (Oct 29, 2011)
Long Punt Return	64	AUSTIN, Tavon vs Norfolk State (Sep 10, 2011)
Long Kickoff Return	100	AUSTIN, Tavon vs Marshall (Sep 4, 2011)
Tackles	14	GARVIN, Terence vs PITT (Nov 25, 2011)
Sacks	4.0	MILLER, Julian vs PITT (Nov 25, 2011)
Tackles For Loss	4.0	MILLER, Julian vs PITT (Nov 25, 2011)
Interceptions	2	TANDY, Keith vs BOWLING GREEN (Oct. 1, 2011)
	2	JENKINS, Brodrick at Rutgers (Oct 29, 2011)

The Automated ScoreBook
West Virginia Game Superlatives (as of Nov 26, 2011)
All games

TEAM GAME HIGHS

Rushes	46	vs BOWLING GREEN (Oct. 1, 2011)
Yards Rushing	360	vs BOWLING GREEN (Oct. 1, 2011)
Yards Per Rush	7.8	vs BOWLING GREEN (Oct. 1, 2011)
TD Rushes	4	vs BOWLING GREEN (Oct. 1, 2011)
	4	at Rutgers (Oct 29, 2011)
Pass attempts	65	vs LSU (Sep 24, 2011)
Pass completions	38	vs LSU (Sep 24, 2011)
Yards Passing	469	vs CONNECTICUT (Oct 8, 2011)
Yards Per Pass	10.8	vs Norfolk State (Sep 10, 2011)
TD Passes	5	vs Norfolk State (Sep 10, 2011)
Total Plays	87	vs LSU (Sep 24, 2011)
Total Offense	643	vs BOWLING GREEN (Oct. 1, 2011)
Yards Per Play	8.1	vs BOWLING GREEN (Oct. 1, 2011)
Points	55	vs Norfolk State (Sep 10, 2011)
	55	vs BOWLING GREEN (Oct. 1, 2011)
Sacks By	10	vs PITT (Nov 25, 2011)
First Downs	30	vs BOWLING GREEN (Oct. 1, 2011)
Penalties	14	at Cincinnati (Nov 12, 2011)
Penalty Yards	95	at Cincinnati (Nov 12, 2011)
Turnovers	4	vs LSU (Sep 24, 2011)
Interceptions By	3	at Maryland (Sep 17, 2011)
	3	vs BOWLING GREEN (Oct. 1, 2011)
Punts	8	at Rutgers (Oct 29, 2011)
	8	vs PITT (Nov 25, 2011)
Punting Avg	50.0	vs Marshall (Sep 4, 2011)
Long Punt	62	vs PITT (Nov 25, 2011)
Punts inside 20	4	at Rutgers (Oct 29, 2011)
Long Punt Return	64	vs Norfolk State (Sep 10, 2011)

The Automated ScoreBook
West Virginia Game Superlatives (as of Nov 26, 2011)
All games

OPPONENT INDIVIDUAL GAME HIGHS

Rushes	23	Spencer Ware, vs LSU (Sep 24, 2011)
	23	MARTIN, Jamel, vs BOWLING GREEN (Oct. 1, 2011)
Yards Rushing	125	BAILEY, Antwon, at Syracuse (Oct 21, 2011)
TD Rushes	2	Adams, at Maryland (Sep 17, 2011)
	2	Michael Ford, vs LSU (Sep 24, 2011)
	2	Jamison, Jawan, at Rutgers (Oct 29, 2011)
	2	PEAD, Isaiah, at Cincinnati (Nov 12, 2011)
Long Rush	65	LEGAUX, Munchie, at Cincinnati (Nov 12, 2011)
Pass attempts	52	O'Brien, at Maryland (Sep 17, 2011)
Pass completions	34	O'Brien, at Maryland (Sep 17, 2011)
Yards Passing	289	O'Brien, at Maryland (Sep 17, 2011)
TD Passes	4	NASSIB, Ryan, at Syracuse (Oct 21, 2011)
Long Pass	56	FLORES, Nico, vs Norfolk State (Sep 10, 2011)
Receptions	9	Dorsey, at Maryland (Sep 17, 2011)
Yards Receiving	100	BOYCE, Xavier, vs Norfolk State (Sep 10, 2011)
TD Receptions	3	PROVO, Nick, at Syracuse (Oct 21, 2011)
Long Reception	56	BOYCE, Xavier, vs Norfolk State (Sep 10, 2011)
Field Goals	3	ESTEP, Ryan, vs Norfolk State (Sep 10, 2011)
	3	TEGGART, David, vs CONNECTICUT (Oct 8, 2011)
Long Field Goal	53	TEGGART, David, vs CONNECTICUT (Oct 8, 2011)
Punts	10	MUENZER, Troy, vs Norfolk State (Sep 10, 2011)
	10	YOKLIC, Matt, vs PITT (Nov 25, 2011)
Punting Avg	48.7	Brad Wing, vs LSU (Sep 24, 2011)
Long Punt	63	WAGNER, Cole, vs CONNECTICUT (Oct 8, 2011)
Punts inside 20	6	Brad Wing, vs LSU (Sep 24, 2011)
Long Punt Return	87	BOOKER, Andre, vs Marshall (Sep 4, 2011)
Long Kickoff Return	99	Mo. Claiborne, vs LSU (Sep 24, 2011)
Tackles	15	Franklin, at Maryland (Sep 17, 2011)
Sacks	2.5	STEWART, Walter, at Cincinnati (Nov 12, 2011)
Tackles For Loss	2.5	BLACK, Trevor, vs Marshall (Sep 4, 2011)
	2.5	MARTIN, Tywon, vs CONNECTICUT (Oct 8, 2011)
	2.5	STEWART, Walter, at Cincinnati (Nov 12, 2011)
	2.5	WOLFE, Derek, at Cincinnati (Nov 12, 2011)
Interceptions	1	McDugle, at Maryland (Sep 17, 2011)
	1	Tyrann Mathieu, vs LSU (Sep 24, 2011)
	1	Brandon Taylor, vs LSU (Sep 24, 2011)
	1	BROWN, Ty-Meer, vs CONNECTICUT (Oct 8, 2011)
	1	WILKES, Jeremi, at Syracuse (Oct 21, 2011)
	1	THOMAS, Phillip, at Syracuse (Oct 21, 2011)

The Automated ScoreBook
West Virginia Game Superlatives (as of Nov 26, 2011)
All games

OPPONENT TEAM GAME HIGHS

Rushes	58	vs PITT (Nov 25, 2011)
Yards Rushing	194	at Syracuse (Oct 21, 2011)
Yards Per Rush	5.8	at Cincinnati (Nov 12, 2011)
TD Rushes	3	at Maryland (Sep 17, 2011)
	3	vs LSU (Sep 24, 2011)
	3	vs LOUISVILLE (Nov 5, 2011)
	3	at Cincinnati (Nov 12, 2011)
Pass attempts	52	at Maryland (Sep 17, 2011)
Pass completions	34	at Maryland (Sep 17, 2011)
Yards Passing	289	at Maryland (Sep 17, 2011)
Yards Per Pass	9.1	vs LOUISVILLE (Nov 5, 2011)
TD Passes	4	at Syracuse (Oct 21, 2011)
Total Plays	87	at Maryland (Sep 17, 2011)
Total Offense	477	at Maryland (Sep 17, 2011)
Yards Per Play	6.2	at Cincinnati (Nov 12, 2011)
Points	49	at Syracuse (Oct 21, 2011)
Sacks By	5	at Cincinnati (Nov 12, 2011)
First Downs	29	at Maryland (Sep 17, 2011)
Penalties	19	vs Norfolk State (Sep 10, 2011)
Penalty Yards	177	vs Norfolk State (Sep 10, 2011)
Turnovers	5	vs BOWLING GREEN (Oct. 1, 2011)
Interceptions By	2	vs LSU (Sep 24, 2011)
	2	at Syracuse (Oct 21, 2011)
Punts	10	vs Norfolk State (Sep 10, 2011)
	10	vs PITT (Nov 25, 2011)
Punting Avg	48.7	vs LSU (Sep 24, 2011)
Long Punt	63	vs CONNECTICUT (Oct 8, 2011)
Punts inside 20	6	vs LSU (Sep 24, 2011)
Long Punt Return	87	vs Marshall (Sep 4, 2011)

The Automated ScoreBook
West Virginia Red-Zone Results (as of Nov 26, 2011)
All games

West Virginia Inside Opponent Red-Zone

Date	Opponent	Score	Times In RZ	Times Scored	Total Pts	Rush TDs	Pass TDs	FGs Made	Failed to score inside RZ							
									FGA	Down	Int	Fumb	Half	Game		
Sep 4, 2011	MARSHALL	W 34-13	4	4	24	3	1	2	1	0	0	0	0	0	0	0
Sep 10, 2011	NORFOLK STATE	W 55-12	9	7	41	5	2	3	2	1	1	0	0	0	0	0
Sep 17, 2011	at Maryland	W 37-31	5	5	23	2	2	0	3	0	0	0	0	0	0	0
Sep 24, 2011	LSU	L 21-47	3	3	21	3	1	2	0	0	0	0	0	0	0	0
Oct. 1, 2011	BOWLING GREEN	W 55-10	7	7	45	6	4	2	1	0	0	0	0	0	0	0
Oct 8, 2011	CONNECTICUT	W 43-16	4	4	20	2	1	1	2	0	0	0	0	0	0	0
Oct 21, 2011	at Syracuse	L 23-49	3	2	10	1	1	0	1	0	0	1	0	0	0	0
Oct 29, 2011	at Rutgers	W 41-31	5	4	27	4	2	2	0	0	0	0	0	0	1	0
Nov 5, 2011	LOUISVILLE	L 35-38	6	4	28	4	2	2	0	2	0	0	0	0	0	0
Nov 12, 2011	at Cincinnati	W 24-21	3	2	10	1	1	0	1	1	0	0	0	0	0	0
Nov 25, 2011	PITT	W 21-20	2	2	14	2	2	0	0	0	0	0	0	0	0	0
Totals			51	44	263	33	19	14	11	4	1	1	0	1	0	0

44 of 51 (86.3%)

Opponents Inside West Virginia Red-Zone

Date	Opponent	Score	Times In RZ	Times Scored	Total Pts	Rush TDs	Pass TDs	FGs Made	Failed to score inside RZ							
									FGA	Down	Int	Fumb	Half	Game		
Sep 4, 2011	MARSHALL	W 34-13	2	2	6	0	0	0	2	0	0	0	0	0	0	0
Sep 10, 2011	NORFOLK STATE	W 55-12	1	1	3	0	0	0	1	0	0	0	0	0	0	0
Sep 17, 2011	at Maryland	W 37-31	6	5	31	4	3	1	1	0	1	0	0	0	0	0
Sep 24, 2011	LSU	L 21-47	5	4	27	4	2	2	0	1	0	0	0	0	0	0
Oct. 1, 2011	BOWLING GREEN	W 55-10	3	2	10	1	0	1	1	0	0	0	1	0	0	0
Oct 8, 2011	CONNECTICUT	W 43-16	3	2	6	0	0	0	2	0	0	0	1	0	0	0
Oct 21, 2011	at Syracuse	L 23-49	5	5	35	5	2	3	0	0	0	0	0	0	0	0
Oct 29, 2011	at Rutgers	W 41-31	4	3	21	3	2	1	0	0	1	0	0	0	0	0
Nov 5, 2011	LOUISVILLE	L 35-38	5	5	31	4	3	1	1	0	0	0	0	0	0	0
Nov 12, 2011	at Cincinnati	W 24-21	4	2	14	2	2	0	0	1	1	0	0	0	0	0
Nov 25, 2011	PITT	W 21-20	4	4	20	2	2	0	2	0	0	0	0	0	0	0
Totals			42	35	204	25	16	9	10	2	3	0	2	0	0	0

35 of 42 (83.3%)

The Automated ScoreBook
West Virginia By-Quarter Statistics (as of Nov 26, 2011)
All games

3rd-Down Conversions

Date	Opponent	Score	Overall	1st Qtr	2nd Qtr	3rd Qtr	4th Qtr	Overtime
Sep 4, 2011	MARSHALL	W 34-13	7-14 50.0	1-4 25.0	5-6 83.3	1-3 33.3	0-1 0.0	
Sep 10, 2011	NORFOLK STATE	W 55-12	4-11 36.4	0-3 0.0	1-3 33.3	1-1 100.0	2-4 50.0	
Sep 17, 2011	at Maryland	W 37-31	6-13 46.2	1-1 100.0	2-5 40.0	1-3 33.3	2-4 50.0	
Sep 24, 2011	LSU	L 21-47	7-17 41.2	2-4 50.0	1-6 16.7	2-3 66.7	2-4 50.0	
Oct. 1, 2011	BOWLING GREEN	W 55-10	7-12 58.3	1-4 25.0	3-3 100.0	3-4 75.0	0-1 0.0	
Oct 8, 2011	CONNECTICUT	W 43-16	7-15 46.7	0-1 0.0	3-6 50.0	2-4 50.0	2-4 50.0	
Oct 21, 2011	at Syracuse	L 23-49	6-13 46.2	1-3 33.3	2-4 50.0	3-5 60.0	0-1 0.0	
Oct 29, 2011	at Rutgers	W 41-31	2-13 15.4	0-3 0.0	0-3 0.0	2-5 40.0	0-2 0.0	
Nov 5, 2011	LOUISVILLE	L 35-38	8-14 57.1	1-3 33.3	4-5 80.0	2-5 40.0	1-1 100.0	
Nov 12, 2011	at Cincinnati	W 24-21	5-16 31.2	0-3 0.0	2-5 40.0	1-4 25.0	2-4 50.0	
Nov 25, 2011	PITT	W 21-20	2-12 16.7	0-4 0.0	0-2 0.0	1-3 33.3	1-3 33.3	
West Virginia			61-150 40.7	7-33 21.2	23-48 47.9	19-40 47.5	12-29 41.4	0-0 0.0
Opponents			60-172 34.9	16-42 38.1	14-45 31.1	14-41 34.1	16-44 36.4	0-0 0.0

4th-Down Conversions

Date	Opponent	Score	Overall	1st Qtr	2nd Qtr	3rd Qtr	4th Qtr	Overtime
Sep 4, 2011	MARSHALL	W 34-13	0-1 0.0	0-0 0.0	0-0 0.0	0-1 0.0	0-0 0.0	
Sep 10, 2011	NORFOLK STATE	W 55-12	1-2 50.0	0-1 0.0	0-0 0.0	0-0 0.0	1-1 100.0	
Sep 17, 2011	at Maryland	W 37-31	0-1 0.0	0-0 0.0	0-1 0.0	0-0 0.0	0-0 0.0	
Sep 24, 2011	LSU	L 21-47	1-2 50.0	0-0 0.0	1-1 100.0	0-0 0.0	0-1 0.0	
Oct. 1, 2011	BOWLING GREEN	W 55-10	1-2 50.0	1-1 100.0	0-0 0.0	0-0 0.0	0-1 0.0	
Oct 8, 2011	CONNECTICUT	W 43-16	0-1 0.0	0-0 0.0	0-1 0.0	0-0 0.0	0-0 0.0	
Oct 21, 2011	at Syracuse	L 23-49	1-2 50.0	0-0 0.0	0-0 0.0	1-1 100.0	0-1 0.0	
Oct 29, 2011	at Rutgers	W 41-31	1-1 100.0	0-0 0.0	0-0 0.0	0-0 0.0	1-1 100.0	
Nov 5, 2011	LOUISVILLE	L 35-38	0-1 0.0	0-0 0.0	0-0 0.0	0-1 0.0	0-0 0.0	
Nov 12, 2011	at Cincinnati	W 24-21	0-0 0.0	0-0 0.0	0-0 0.0	0-0 0.0	0-0 0.0	
Nov 25, 2011	PITT	W 21-20	1-2 50.0	0-0 0.0	0-0 0.0	0-1 0.0	1-1 100.0	
West Virginia			6-15 40.0	1-2 50.0	1-3 33.3	1-4 25.0	3-6 50.0	0-0 0.0
Opponents			6-15 40.0	1-3 33.3	1-3 33.3	0-1 0.0	4-8 50.0	0-0 0.0

Time of Possession

Date	Opponent	Score	Overall	1st Qtr	2nd Qtr	3rd Qtr	4th Qtr	Overtime
Sep 4, 2011	MARSHALL	W 34-13	24:51	8:43	9:28	6:16	0:24	
Sep 10, 2011	NORFOLK STATE	W 55-12	25:53	3:55	6:57	6:15	8:46	
Sep 17, 2011	at Maryland	W 37-31	31:33	7:15	8:44	8:23	7:11	
Sep 24, 2011	LSU	L 21-47	26:38	7:07	7:46	6:39	5:06	
Oct. 1, 2011	BOWLING GREEN	W 55-10	28:13	8:19	6:55	7:24	5:35	
Oct 8, 2011	CONNECTICUT	W 43-16	27:27	3:53	7:11	6:29	9:54	
Oct 21, 2011	at Syracuse	L 23-49	24:05	4:23	7:10	7:19	5:13	
Oct 29, 2011	at Rutgers	W 41-31	25:25	6:06	5:45	6:14	7:20	
Nov 5, 2011	LOUISVILLE	L 35-38	29:14	6:01	9:12	8:16	5:45	
Nov 12, 2011	at Cincinnati	W 24-21	36:00	7:04	10:40	9:32	8:44	
Nov 25, 2011	PITT	W 21-20	23:33	7:10	3:50	6:25	6:08	
West Virginia			Total	69:56	83:38	79:12	70:06	0:00
			Avg.	6:21	7:36	7:12	6:22	0:00
Opponents			Total	95:04	81:22	85:48	80:18	0:00
			Avg.	8:38	7:23	7:48	7:18	0:00

