



UNIVERSITY OF SOUTH FLORIDA  
**BULLS MEN'S BASKETBALL**

Amy Woodruff, Assistant Director of Communications  
O: (813) 974-4087 | C: (813) 410-1194 | woodruff@usf.edu

**2010-11 SCHEDULE**

DATE	OPPONENT	TV	TIME/SCORE
11/12	Southern Miss		L, 60-53
11/15	St. Francis (NY)	BHSN	W, 74-71
11/18	at UCF	CBS College Sports	L, 65-59
<i>South Padre Invitational, Texas</i>			
11/21	Georgia Southern#	BEN/BHSN	W, 76-63
11/23	Liberty #	BEN/BHSN	W, 60-43
11/26	vs. No. 23 BYU \$	FCS	L, 77-75 (2ot)
11/27	vs. Texas Tech \$		W, 64-61
12/1	RV/- VCU	BEN/BHSN	W, 60-59 (ot)
12/4	at FAU		L, 42-50
12/12	at Kent State	ESPNU	L, 56-51
12/15	Auburn	ESPNU	W, 61-49
12/18	James Madison		L, 66-61
12/22	at RV/-Cleveland State		L, 69-62
12/28	at Seton Hall *	BEN/SNY/BHSN	L, 64-55
12/31	at No. 4 UConn *	ESPNU	L, 66-61 (ot)
1/6	No. 7 Villanova *	ESPNU	L, 83-71
1/9	RV/No. 23 Louisville*	BENSNY/BHSN	L, 86-77
1/12	at No. 25 Cincinnati *	BENMSG/BHSN	L, 74-66
1/16	Providence *	ESPN3.com	W, 79-72
1/20	at Rutgers *	ESPN/ESPN2	L, 71-62
1/23	at No. 21 West Virginia *	BENSNY/BHSN	L, 56-46
1/27	DePaul *	ESPNU	9 p.m.
2/2	at Providence *	BENSNY/BHSN	7 p.m.
2/5	Syracuse *	BEN-GW/WFTS	2 p.m.
2/9	Marquette *	ESPN/ESPN2	7 p.m.
2/12	Notre Dame *	BEN-GW/WFTS	Noon
2/16	at Pittsburgh *	ESPN/ESPN2	7 p.m.
2/19	Georgetown *	BENSNY	7 p.m.
2/26	at DePaul *	BEN-GW/WFTS	2 p.m.
3/2	Pittsburgh *	ESPNU	9 p.m.
3/5	at St. John's *	MSG/WFTS	8 p.m.
<b>3/8-12 BIG EAST Championship</b>			

**NOTES:**

Games can be heard on either of 1250 WHNZ or 620 WDAE radio stations, as well as BullsVision Radio on GoUSFBulls.com  
BHSN - Bright House Sports Network  
BEN-GW - BIG EAST Network Game of the Week  
All home games are listed in **bold**  
All home games are played at the Sun Dome  
Game times are subject to change  
# South Padre Invitational game played in Tampa  
\$ South Padre Invitational game played in Texas  
\* BIG EAST game

**RADIO - 620 WDAE**

**USF - IMG Sports**

Jim Lighthall, play-by-play    Todd Kalas, analyst

**SOCIAL MEDIA**

**USF** - GoUSFBulls.com

**Twitter:** Coach\_Heath

**Facebook:** USF Athletics

**TICKETS**

**USF Home Games** - 1-800-GoBulls



VERSUS



USF

**BULLS**

**LAST TIME OUT**

L, 56-46 at No. 21 West Virginia

**RECORD**

7-14 (1-7)

**LEADERS**

**Scoring per Game**

Gilchrist, 13.2 ppg

Poland, 10.2 ppg

**Rebounds per Game**

Anderson Jr., 7.4 rpg

**Assists**

Crater, 4.4 apg

**HEAD COACH**

**Stan Heath**

**Overall:** 160-145 (10th)

**At USF:** 48-68 (4th)

DEPAUL

**BLUE DEMONS**

**LAST TIME OUT**

L, 80-50 vs. Pittsburgh

**RECORD**

6-13 (0-7)

**LEADERS**

**Scoring per Game**

Melvin, 14.3 ppg

Young, 11.7 ppg

**Rebounds per Game**

Faber, 5.6 rpg

**Assists per Game**

Young, 3.8 apg

**HEAD COACH**

**Oliver Purnell**

**Overall:** 400-292 (22nd)

**At DPU:** 6-13 (1st)

**SETTING THE SCENE**

Jan. 27, 2011 | Tampa, Fla. | Sun Dome

**TV:** ESPNU

**Radio:** 620 WDAE, Sirius 125, XM 203

**Webcast:** BullsVision on GoUSFBulls.com

**Series:** USF trails 8-15

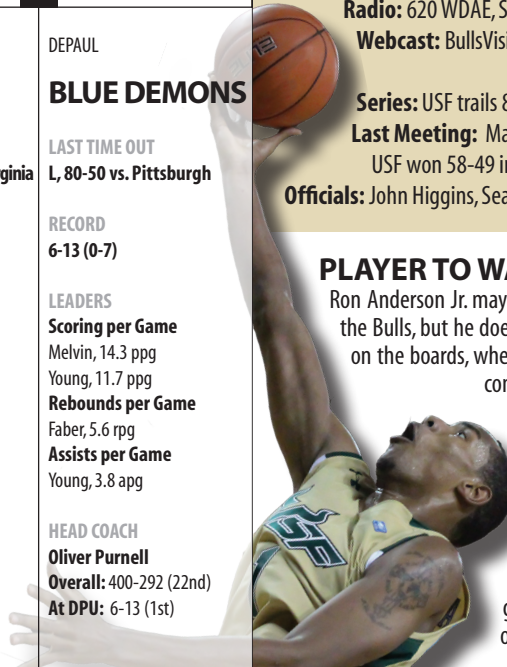
**Last Meeting:** March 9, 2010

USF won 58-49 in the BIG EAST Tournament

**Officials:** John Higgins, Sean Corbin, Earl Walton

**PLAYER TO WATCH**

Ron Anderson Jr. may not be a nightly starter for the Bulls, but he does make his presence known on the boards, whether he is in the first five or comes off the bench. Anderson Jr. has had double-digit rebounds in six games this year, averaging 7.4 per game. Against Liberty, he had 15 in just the first half. He is also scoring 7.8 points per game, hitting 52.3 percent of his shots.



**THE GAME**

The University of South Florida men's basketball team returns to Tampa for four of the next five games, beginning with the Jan. 27 matchup with DePaul at 9 p.m. in the Sun Dome.

**THE SERIES**

USF has won four-straight against DePaul to improve to 4-4 in BIG EAST action against the Blue Demons. The Bulls were 4-7 against the Blue Demons in Conference USA games from 1995-96 to 2004-05. Overall, the Bulls are 8-15 against the team from Chicago. In the last meeting, USF defeated DePaul 58-49 in the first round of the BIG EAST Tournament, the Bulls' first BIG EAST Conference Championship Tournament victory since joining the league for the 2005-06 season. *The complete BIG EAST series history is listed on page three of the notes.*

**THE BROADCASTS**

Catch the game on ESPNU with Rich Hollenberg and Adrian Branch providing insight. Listeners can also tune in to 620 WDAE Radio with Jim Lighthall (pxp) and Todd Kalas (analyst) making the call, and on BullsVision Radio at GoUSFBulls.com.

**THE COACHES**

**USF:** Head coach Stan Heath is in his 24th season of coaching, 10th as a head coach and fourth at USF. He has posted a 160-145 overall record and is 48-68 at USF. Heath has made three NCAA appearances (2002-Kent State, 2006 and 2007- Arkansas) and one NIT appearance in his nine-year career.

**DPU:** Oliver Purnell is in his first season with the Blue Demons after seven years at Clemson, where he led the team to three NCAA Tournaments. He's 400-292 overall with stops at Dayton, Old Dominion and Radford.

**USF Communications**

<b>MBB Contact</b>	Amy Woodruff Assistant Director of Communications
<b>Cell</b>	(813) 410-1194
<b>Email</b>	woodruff@usf.edu
<b>Second Contact</b>	TBA
<b>Cell</b>	TBA
<b>E-mail</b>	TBA
<b>Website</b>	www.GoUSFBulls.com

**2010-11 USF Quick Facts**

<b>Location</b>	Tampa, Fla.
<b>Stadium</b>	Sun Dome
<b>Capacity</b>	10,411
<b>First Year of Basketball</b>	1971-72
<b>Enrollment</b>	45,244
<b>Founded</b>	1956
<b>Colors</b>	Green (PMS 343), Gold (PMS 4515)
<b>Nickname</b>	Bulls
<b>Conference</b>	BIG EAST
<b>President</b>	Dr. Judy Genshaft
<b>Faculty Representative</b>	Dr. Bob Sullins
<b>Director of Athletics</b>	Doug Woolard
<b>Head Coach</b>	Stan Heath
<b>Alma Mater</b>	Eastern Michigan, 1988
<b>Record at USF</b>	48-68 / 4th season
<b>Overall Record</b>	160-145 / 10th season
<b>2009-10 Overall Record</b>	20-13
<b>2009-10 BIG EAST Conference Record</b>	9-9
<b>2009-10 BIG EAST Conference Finish</b>	T-8th

**ASSISTANT COACHES**

- Jeremy Cox (Mesa State, 1991)
- Reggie Hanson (Kentucky, 1991)
- Eric Skeeters (Coppin State, 1997)
- Andy Hipsher (Akron, 2003)

**HISTORY**

<b>First Season of Basketball</b>	1971-72
<b>Overall All-Time Record</b>	538-599
<b>NCAA Appearances</b>	Two (1989-90, 1991-92)
<b>NIT Appearances</b>	Eight (1980-81, 1982-83, 1984-85, 1990-91, 1994-95, 1999-00, 2001-02, 2009-10)
<b>Conference Regular Season Titles</b>	None
<b>Conference Tour. Titles</b>	One (Sun Belt, 1989-90)

**RETURNERS**

Name	Pts./Reb.	GP/S	Pos.	Yr.
Gilchrist	13.4/5.9	18/10	F	Jr.
Famous	10.4/7.5	32/30	F	Sr.
Fitzpatrick	4.3/4.5	33/22	F	So.
Crater	3.1/1.7 apg	19/2	G	Jr.

**USF MEDIA POLICIES**

**WEEKLY MEDIA LUNCHEON**

USF hosts a weekly press conference during a regular game week, with the date depending upon the game schedule. Coach Heath will take the podium at Noon and requested players will be available between 11 a.m. and Noon. Players must be requested through Amy Woodruff by **Monday at Noon**. The USF Communications office will make every effort to accommodate requests.

**CREDENTIAL REQUESTS**

Credential requests are taken via e-mail. Please e-mail Amy Woodruff (woodruff@usf.edu) and Charlie Terenzio (cterenzi@usf.edu). Requests must be made a week in advance of the game. Media attending games will have to show ID and pass through security to enter the Sun Dome. Any misuse of credentials will result in removal from the Sun Dome and the permanent voiding of the credential.

**INTERVIEWS**

The daily practice schedule is listed below. Coach Heath and requested players are available at the beginning of practice throughout the season. Please contact Amy Woodruff (woodruff@usf.edu) to request attendance at practice.

**PLAYER INTERVIEWS**

Under no circumstances should media members contact a USF student-athlete without prior consent and approval from the USF Communications office and/or basketball contact Amy Woodruff. The same policy applies to the family members of student-athletes.

**STAFF INTERVIEWS**

All interview requests for assistant coaches or athletics department staff members must also be approved and cleared by the USF Communications office and/or basketball contact Amy Woodruff.

**POSTGAME POLICY**

The USF locker room is closed at all times. Coach Heath and a handful of USF players will report to the media room for interviews. USF will take interview requests for players and assistant coaches with 10 minutes remaining in the game. On the road, USF will conduct interviews at the designated location by the host institution.

**BIG EAST TELECONFERENCE**

The BIG EAST men's basketball coaches will hold a teleconference for the media each Thursday during the basketball season, beginning Jan. 6. Each coach will be available for approximately eight minutes. Media representatives wishing to participate should contact the BIG EAST office or consult the weekly press release for the phone number. The 16 coaches will be broken up into two groups of eight. Coach Stan Heath will be on the teleconference at 11:08 a.m. on Jan. 13, Jan. 27, Feb. 10 and Feb. 24.

**OTHER WAYS TO FOLLOW THE BULLS**

Media and fans alike can follow the Bulls on Twitter, Facebook and YouTube. On Twitter, check out [www.Twitter.com/Stan\\_Heath](http://www.Twitter.com/Stan_Heath). USF Athletics also has a fan page at [www.Facebook.com/USFAthletics](http://www.Facebook.com/USFAthletics), while BullsVision on YouTube is a popular destination for videos of all types.

**WE ARE USF**

When referring to the University please be aware of the following policy regarding usage. First references to the school and its intercollegiate athletics program should always be the University of South Florida. The only secondary reference used should be USF or Bulls. Please refrain from using South Florida, S. Florida, South Fla. or any other similar combination.

**IT'S AUGUSTUS, NOT GUS**

When referring to USF's 6-10 junior forward, please use Augustus Gilchrist in all references, not Gus.

**DON'T FORGET THE JR.**

Please use "Jr." in all references to forward Ron Anderson Jr.

**▼ MEDIA OPPORTUNITIES THIS WEEK ▼**

**MON | 24**  
No availability

**TUES | 25**  
No availability

**WED | 26**  
Coach Heath and requested players available to the media at 1 p.m. in the Sun Dome

**THURS | 27**  
Game Day vs. DePaul  
Tampa, Fla.  
9 p.m.  
ESPNU  
1250 WHNZ

**FRI | 28**  
No availability

**SAT | 29**  
No availability

**SUN | 30**  
No availability

2010-11 ROSTER

#	Name	Pos.	Ht.	Wt.	Yr.	
1	Ron Anderson Jr.	F	6-8	255	RJr.	Upper Marlboro, Md.   Kansas State   McCallie School - Tenn. Grabbed 10r at WVU ... First double-double was 10p, 13r vs. VCU ... Grabbed 15 first-half boards in first start vs. Liberty, ended with 17.
3	LaVonte Dority	G	6-1	195	Fr.	Chicago, Ill.   Edwin G. Foreman HS Played 14 min. at UC ... Seven points in 17 minutes vs. Liberty after only 16 total minutes in four games as a reserve point guard.
5	Jawanza Poland	G	6-4	200	So.	Wichita, KS   Hutchinson CC - Kan.   Cowley CC   Wichita East Netted 19 points vs. JMU ... Scored in double digits in 13 games ... Recorded 15-point, 5-assist outing vs. St. Francis in first start.
10	Anthony Crater	G	6-1	170	Jr.	Flint, Mich.   Ohio State   Brewster Academy - N.H. Back-to-back career assists nights with 10 vs. UofL and eight vs. Villanova ... Career-high 14 points from four treys at UConn.
11	Shedrick Haynes	G	6-0	180	Jr.	Sarasota, Fla.   Lackawanna College - Pa.   Booker HS Six points in 17 minutes at FAU ... Six points in his USF debut against Southern Miss ... Handed out three assists and hit a long ball.
22	Shaun Noriega	G	6-4	195	So.	North Port, Fla.   North Port HS Scored 14 vs. Louisville with four treys ... Hit 4-of-6 threes vs. St. Francis ... Hit trio of threes vs. VU and TTU on his way to 13 points.
23	Mike Burwell	G	6-6	210	So.	East Brunswick, N.J.   South Kent School   Cardinal McCarrick HS Started three games in absence of Crater ... Hit 5-of-7 treys for 15 points in first-career start after totaling only 22 points as a rookie.
24	Augustus Gilchrist	F	6-10	245	Jr.	Clinton, Md.   Maryland   Progressive Christian Academy Three double-doubles with 20p, 10r at WVU, 16p, 10r vs. VU and 25p, 10 r vs. UofL ... Scored 21 points and grabbed 8 boards at UConn.
25	Alberto Damour	F	6-5	225	Sr.	Poinciana, Fla.   Poinciana HS Walk on from Poinciana High in Florida ... Played one minute in USF debut vs. Liberty.
31	Jarrid Famous	F	6-11	240	Sr.	Bronx, N.Y.   Westchester CC   Blessed Sacrament HS Netted 15p and 14r in Bulls' first league win vs. PC ... Back-to-back double-doubles with 22p, 11r at CSU and 11p, 10r vs. JMU.
32	Toarlyn Fitzpatrick	F	6-8	230	So.	Tampa, Fla.   King HS Ten points, four rebounds in 16 min. vs. PC ... Had 13p and 9r vs. GSU ... Second career double-double vs. No. 23 BYU with 10 p, 11 r.
34	Hugh Robertson	G	6-6	202	Jr.	Macon, Ga.   Tallahassee CC   Northeast HS Tallied 17p, 7r vs. PC ... Scored 14 pts vs. RU, SHU and VCU ... Recorded 19p, 11r vs. JMU ... Had 12p, 8r, 5a at UCF.

Redshirts

13	Jordan Heath	G	6-0	185	Fr.	Detroit, Mich.   Tampa Prep Walk on to the 2010-11 team ... Will sit out 2010-11 with an injury ... Son of head coach Stan Heath.
33	Victor Rudd	F	6-7	207	So.	Los Angeles, Calif.   Arizona State   Findlay Prep - Nev. Will sit out 2010-11 after transferring from Arizona State ... Played 15 games for the Sun Devils last season ... Averaged 2.5 ppg.

USF vs. DEPAUL QUICK HITS

The Bulls are 8-15 against DePaul and Coach Stan Heath is 4-1 against the Blue Demons, including four-straight victories over DPU.

USF is 1-4 in its last five outings while DePaul is 0-5 over that same time frame.

USF was picked to finish 13th in the BIG EAST Preseason Poll. DePaul was selected to end the year 16th in the league.

The Bulls average 38.3 rebounds per game while the Blue Demons only pull down 32.2 each night.

USF is hitting 70.0 percent at the free throw line and 81.5 percent in the last five games. DePaul is shooting 68.9 percent at the stripe.

Last season USF downed DePaul twice in one week, with a 63-59 regular-season victory in Tampa on March 2, followed by a 58-49 win in the BIG EAST Championships in New York City on March 9.

Showing the lack of experience, USF's returners only scored 36 total points in the two meetings with DePaul last season. Jarrid Famous led the way with 14 points, eight on March 2 and six on March 9.

STATISTICAL COMPARISON

Team Statistics	USF	DPU
SCORING	1315	1315
Points per game	62.6	69.2
Scoring margin	-2.2	-5.7
FIELD GOALS-ATT	451-1087	480-1120
Field goal pct	.415	.429
3 POINT FG-ATT	103-349	73-268
3-point FG pct	.295	.272
3-pt FG made per game	4.9	3.8
FREE THROWS-ATT	310-443	282-409
Free throw pct	.700	.689
F-Throws made per game	14.8	14.8
REBOUNDS	805	611
Rebounds per game	38.3	32.2
Rebounding margin	+5.6	-6.8
ASSISTS	267	279
Assists per game	12.7	14.7
TURNOVERS	340	258
Turnovers per game	16.2	13.6
Turnover margin	-5.9	+3.0
Assist/turnover ratio	0.8	1.1
STEALS	99	148
Steals per game	4.7	7.8
BLOCKS	79	66
Blocks per game	3.8	3.5

SCORE BY PERIODS

	1st	2nd	OT	OT2	Total
USF	608	682	19	6	1315
DePaul	574	727	14		1315

THE BIG EAST SERIES WITH DEPAUL (4-4BE, 8-15 Overall)

Date	USF W/L	Score	Location
Feb. 3, 2006	L	66-80	Tampa, Fla.
Feb. 17, 2007	L	62-75	Tampa, Fla.
March 3, 2007	L	54-70	Chicago, Ill.
Feb. 9, 2008	L	61-69	Chicago, Ill.
Jan. 10, 2009	W	80-58	Chicago, Ill.
Jan. 20, 2009	W	70-61	Tampa, Fla.
March 2, 2010	W	63-59	Chicago, Ill.
March 9, 2010	W	58-49	BIG EAST Tournament

PRONUNCIATIONS

LaVONTE DORITY	La-von-tay Dore-it-EE
JARRID Famous	Jared
TOARLYN Fitzpatrick	Tore-linn
Augustus GILCHRIST	Gil - crist
Shaun NORIEGA	Nor-E-A-guh
JAWANZA Poland	Jah-wahn-zah

CLASS BREAKDOWN

Total Players: 14

Seniors (2): Alberto Damour  
Jarrid Famous

Juniors (5): Ron Anderson Jr.,  
Anthony Crater, Augustus Gilchrist,  
Shedrick Haynes, Hugh Robertson

Sophomores (5): Mike Burwell,  
Toarlyn Fitzpatrick, Shaun Noriega,  
Jawanza Poland, Victor Rudd

Freshmen (2): LaVonte Dority  
Jordan Heath

GEOGRAPHIC BREAKDOWN

California (1): Victor Rudd

Florida (4): Alberto Damour,  
Toarlyn Fitzpatrick, Shedrick Haynes  
Shaun Noriega

Georgia (1): Hugh Robertson

Illinois (1): LaVonte Dority

Kansas (1): Jawanza Poland

Maryland (2): Ron Anderson Jr.  
Augustus Gilchrist

Michigan (2): Anthony Crater  
Jordan Heath

New Jersey (1): Mike Burwell

New York (1): Jarrid Famous

BIG EAST STANDINGS

	BE	Total
Pittsburgh	7 - 0	19 - 1
Villanova	5 - 1	17 - 2
Syracuse	5 - 2	18 - 2
Connecticut	4 - 2	16 - 2
Louisville	4 - 2	15 - 4
West Virginia	4 - 2	13 - 5
Notre Dame	5 - 3	16 - 4
Cincinnati	4 - 3	17 - 3
Marquette	4 - 3	13 - 7
St. John's	4 - 4	11 - 7
Georgetown	3 - 4	14 - 5
Rutgers	3 - 4	12 - 7
Seton Hall	2 - 6	8 - 12
Providence	1 - 6	12 - 8
USF	1 - 7	7 - 14
DePaul	0 - 7	6 - 13

- as of Jan. 24, 2011

**USF'S LARGEST IN 2010-11**

**Lead** 18, vs. VCU (12/01)  
**Deficit** 17, vs. Providence (1/16)  
**Margin of Victory** 13, vs. Ga. Southern (11/21)  
**Margin of Defeat** 12, vs. No. 7 Villanova (1/6)  
**Halftime Lead** 10, vs. VCU (12/01)  
**Halftime Deficit** 12, vs. Providence (1/16)  
**Deficit in Win** 17, vs. Providence (1/16)  
**Halftime Deficit in Win** 12, vs. Providence (1/16)  
**Lead in Loss** 14, vs. JMU (12/18)  
**Halftime Lead in Loss** 5, vs. No. 23 BYU (11/26)

**TOPS IN 2010-11 BY HALF**

**MOST POINTS**

**USF 1st:** 14, Noriega, vs. St. Francis - Nov. 15  
**Opp. 1st:** 15, Brooks, vs. Providence - Jan. 16  
**USF 2nd:** 14, Gilchrist, vs. Louisville - Jan. 9  
**Opp. 2nd:** 25, Cole, at Cleveland St. - Dec. 22

**MOST REBOUNDS**

**USF 1st:** 15, Anderson Jr., vs. Liberty - Nov. 23  
**Opp. 1st:** 6, Bowles, vs. JMU - Dec. 18  
 6, Ndaye, at Cleveland St. - Dec. 22  
 6, Dixon, at Cincinnati - Jan. 12  
**USF 2nd:** 7, Gilchrist, vs. Texas Tech - Nov. 27  
 7, Gilchrist, at FAU - Dec. 4  
**Opp. 2nd:** 10, VanTreese, vs. Louisville - Jan. 9

**BEST FG SHOOTING PERCENTAGE**

**USF 1st:** 62.5 (15-24), vs. Ga. Southern - Nov. 21  
**Opp. 1st:** 54.2 (13-24), at UCF - Nov. 18  
**USF 2nd:** 58.3 (14-24), at Cleveland St. - Dec. 22  
**Opp. 2nd:** 62.5 (15-24), vs. Villanova - Jan. 6

**WORST FG SHOOTING PERCENTAGE**

**USF 1st:** 25.0 (7-28), at West Virginia - Jan. 23  
**Opp. 1st:** 26.1 (6-23), vs. Liberty - Nov. 23  
**USF 2nd:** 27.6 (8-29), vs. JMU - Dec. 18  
**Opp. 2nd:** 21.7 (5-23), at UCF - Nov. 18

**BEST 3FG SHOOTING PERCENTAGE**

(MINIMUM 5 ATTEMPTS)  
**USF 1st:** 55.6 (5-9), vs. Louisville - Jan. 9  
**Opp. 1st:** 60.0 (6-10), St. Francis - Nov. 15  
**USF 2nd:** 46.2 (6-13), vs. JMU - Dec. 18  
**Opp. 2nd:** 75.0 (6-8), vs. Villanova - Jan. 6

**WORST 3FG SHOOTING PERCENTAGE**

(MINIMUM 5 ATTEMPTS)  
**USF 1st:** 0.0 (0-8), vs. Villanova - Jan. 6  
**Opp. 1st:** 0.0 (0-5), vs. Ga. Southern - Nov. 21  
**USF 2nd:** 0.0 (0-5), vs. VCU - Dec. 1  
**Opp. 2nd:** 11.1 (1-9), vs. Texas Tech - Nov. 27

**BEST FT SHOOTING PERCENTAGE**

**USF 1st:** 100 (6-6), vs. Providence - Jan. 16  
**Opp. 1st:** 90.0 (9-10), at UConn - Dec. 31  
 90.0 (9-10), vs. Louisville - Jan. 9  
**USF 2nd:** 88.9 (8-9), at Rutgers - Jan. 20  
**Opp. 2nd:** 87.5 (14-16), vs. Louisville - Jan. 9

**WORST FT SHOOTING PERCENTAGE**

(MINIMUM 5 ATTEMPTS)  
**USF 1st:** 37.5 (3-8), vs. Auburn - Dec. 15  
**Opp. 1st:** 16.7 (1-6), at Cleveland St. - Dec. 22  
**USF 2nd:** 53.8 (7-13), at UConn - Dec. 31  
**Opp. 2nd:** 20.0 (1-5), vs. Auburn - Dec. 15

**CURRENT USF BULLS VS. DEPAUL**

Crater	GP	GS	Min	Avg	FG	FGA	Pct	3FG	3A	Pct	FT	FTA	Pct	Off	Def	Tot	Avg	PF	FO	AsT	Blk	Stl	Pts	Avg	
March 2, 2010			16		0	0	.000	0	0	.000	0	0	.000	0	1	1	1.0	1	0	1	2	0	0	0	0.0
March 9, 2010			15		1	2	.500	0	1	.000	1	3	.333	0	4	4	2.5	1	0	3	1	0	0	3	1.5
Totals	0	31	25.5		1	2	.500	0	1	.000	1	3	.333	0	5	5	2.5	2	0	4	3	0	0	3	1.5

Famous	GP	GS	Min	Avg	FG	FGA	Pct	3FG	3A	Pct	FT	FTA	Pct	Off	Def	Tot	Avg	PF	FO	AsT	Blk	Stl	Pts	Avg	
March 2, 2010	*	22			2	2	1.000	0	0	.000	4	4	1.000	6	3	9	9.0	4	0	1	2	0	0	8	8.0
March 9, 2010	*	26			3	10	.300	0	0	.000	0	0	.000	7	1	8	8.5	4	0	0	3	0	0	6	7.0
Totals	2	48	24.0		5	12	.417	0	0	.000	4	4	1.000	13	4	17	8.5	8	0	1	5	0	0	14	7.0

Fitzpatrick	GP	GS	Min	Avg	FG	FGA	Pct	3FG	3A	Pct	FT	FTA	Pct	Off	Def	Tot	Avg	PF	FO	AsT	Blk	Stl	Pts	Avg	
March 2, 2010	*	17			1	2	.500	0	0	.000	0	0	.000	2	1	3	3.0	3	0	0	0	2	0	2	2.0
March 9, 2010	*	26			2	5	.400	0	0	.000	0	0	.000	1	4	5	4.0	3	0	0	0	3	0	4	3.0
Totals	2	43	22.5		3	7	.429	0	0	.000	0	0	.000	3	5	8	4.0	6	0	0	0	5	0	6	3.0

Gilchrist	GP	GS	Min	Avg	FG	FGA	Pct	3FG	3A	Pct	FT	FTA	Pct	Off	Def	Tot	Avg	PF	FO	AsT	Blk	Stl	Pts	Avg	
Jan. 10, 2009			25		6	8	.750	0	0	.000	4	4	1.000	1	3	4	4.0	4	0	0	3	2	0	16	16.0
Jan. 20, 2009	*	28			6	18	.333	1	3	.333	3	5	.600	7	4	11	7.5	2	0	0	1	1	0	16	16.0
March 2, 2010			28		5	9	.556	0	1	.000	1	3	.333	1	4	5	5.0	2	0	1	2	0	11	11.0	
March 9, 2010			25		1	8	.125	0	1	.000	0	1	.000	0	3	3	4.0	1	0	0	1	3	0	2	6.5
TOTAL	4	1	106	26.5	18	43	.419	1	5	.200	8	13	.615	9	14	23	5.8	9	0	1	7	6	0	45	11.3

**STRENGTH OF SCHEDULE AND RPI**

USF has the eighth strongest schedule in the country, according to CollegeRPI.com on Jan. 24. Georgetown has the fourth toughest schedule in the nation, St. John's is No. 2 and West Virginia's is No. 6.

The Bulls are currently ranked 126 in RPI.

**CLOSE CALLS IN LOSSES**

Twelve of USF's 14 losses have been by nine points or less, the exceptions being the 10-point loss to West Virginia (1/23) and the 12-point loss to Villanova (1/6). USF has held a lead in every game.

Opponent	USF's Largest Lead	USF's Last Lead	Final Deficit
Southern Miss	9 - 8:01, 2nd	2pts - 2:18, 2nd	7pts
UCF	2 - 19:41, 1st	1pt - 13:34, 2nd	6pts
No. 23 BYU	10 - 16:19, 2nd	2pts - 2:27, 10T	3pts
FAU	2 - 19:23, 1st	2pts - 19:23, 1st	8pts
Kent State	11 - 8:42, 1st	1pt - 8:05, 2nd	5pts
JMU	14 - 15:51, 1st	2pts - 5:50, 2nd	5pts
RV/- CSU	7 - 5:29, 1st	2pts - 12:28, 2nd	7pts
Seton Hall	4 - 12:10, 1st	1pt - 8:35, 2nd	9pts
No. 4 UConn	9 - 10:49, 2nd	1pt - 2:33, 2nd	5pts
No. 23 Louisville	6 - 00:36, 1st	1pt - 9:43, 2nd	9pts
No. 25 Cincinnati	6 - 6:50, 1st	2pts - 5:17, 1st	8pts
Providence	5 - 19:07, 2nd	2pts - 9:53, 2nd	9pts

**NON-LEAGUE OPPONENTS ARE 107-31 COMBINED**

The seven non-conference teams USF lost to this season are a combined 107-31, as of Jan. 24, and three have been, or are currently, ranked in national polls. BYU is No. 9, UCF, JMU and Southern Miss have received votes, and Cleveland State was receiving votes at the time of the game.

Team	Current Record	Score vs. USF
Southern Miss	14-5	L, 60-53
at UCF	14-4	L, 65-59
vs. No. 23 BYU	19-1	L, 77-75 (2ot)
at FAU	15-6	L, 42-50
at Kent State	12-7	L, 56-51
James Madison	15-5	L, 66-61
at RV/-Cleveland State	18-3	L, 69-62
*as of Jan. 24	107-31 (.775)	0-7

**BULLS HITTING 80 PERCENT AT THE STRIPE**

USF is shooting 81.5 percent (88-108) at the line in the last five games and 82.9 percent (68-82) in the last four games.

**POLAND PACES USF WITH 18-STRAIGHT FT**

Sophomore guard Jawanza Poland has hit 18-straight free throws and has hit 25 of his last 27, dating back to the game vs. James Madison. Poland was 2-2 at West Virginia, 2-2 at Rutgers, 8-8 vs. Providence and 6-6 vs. Louisville for his 18-straight.

**LAST MEETING: USF 58, DEPAUL 49**  
**March 9, 2010 | Madison Square Garden | NYC**  
**BIG EAST Championship - First Round**

DePaul 49	fg-a	3fg-aft-a	o-d-tot	pf	tp	a	to	blks	min		
Stovall	3-13	1-6	0-0	2-3-5	2	7	1	1	0	1	34
Kelly	2-7	1-3	0-0	0-0-0	4	5	2	1	0	0	31
Freeland	3-8	0-0	1-2	4-5-9	2	7	1	2	0	1	27
Walker	8-24	4-14	0-0	2-3-5	3	20	2	1	0	1	38
Faber	0-1	0-0	0-0	0-2-2	0	0	0	0	0	0	7
Bizoukas	0-2	0-0	0-0	0-2-2	3	0	1	1	0	0	9
Hill	0-1	0-1	0-0	1-3-4	0	0	0	0	0	0	7
Rogers	1-1	0-0	0-0	0-0-0	0	2	0	0	0	0	2
Stula	0-2	0-1	0-0	0-0-0	0	0	0	0	0	0	9
Koshwal	3-8	0-0	2-6	3-7-10	3	8	4	3	2	0	36
Team				6-2-8							1
Totals	20-67	6-25	3-8	18-27-45	17	49	11	10	2	3	200

TOTAL FG%	1st: 7-31 22.6%	2nd: 13-36 36.1%	Game: 29.9%
3-Pt. FG%	1st: 0-9 0.0%	2nd: 6-16 37.5%	Game: 24.0%
FThrow %	1st: 1-2 50.0%	2nd: 2-6 33.3%	Game: 37.5%

USF 58	fg-a	3fg-aft-a	o-d-tot	pf	tp	a	to	blks	min		
Howard	4-6	0-1	1-3	1-5-6	0	9	6	1	1	1	39
Jones	8-16	0-5	4-7	0-9-9	1	20	4	3	1	4	37
Famous	3-10	0-0	0-0	7-1-8	4	6	0	3	0	0	26
Fitzpatrick	2-5	0-0	0-0	1-4-5	3	4	0	0	3	0	26
Mercer	7-13	0-0	0-0	2-3-5	1	14	1	1	1	1	32
Crater	1-2	0-1	1-3	0-4-4	1	3	3	1	0	0	15
Gilchrist	1-8	0-1	0-1	0-3-3	1	2	0	1	3	0	25
Team				2-1-3							
Totals	26-60	0-8	6-14	13-30-43	11	58	14	10	9	6	200

TOTAL FG%	1st: 14-30 46.7%	2nd: 12-30 40.0%	Game: 43.3%
3-Pt. FG%	1st: 0-6 0.0%	2nd: 0-2 0.0%	Game: 0.0%
FThrow %	1st: 2-2 100%	2nd: 4-12 33.3%	Game: 42.9%

Score by Periods	1st	2nd	Total
DePaul	15	34	49
USF	30	28	58

2010 Big East Championship - First Round - Game 1  
 Points in the paint-DPU 22, USF 50. Points off turnovers-DPU 8, USF 17.  
 2nd chance points-DPU 15, USF 10. Fast break points-DPU 8, USF 16.  
 Bench points-DPU 10, USF 5. Score tied-1 time.  
 Lead changed-1 time. Attendance: 19375  
 Last FG-DPU 2nd-00:34, USF 2nd-00:55.  
 Largest lead-DPU by 2 1st-18:49, USF by 19 1st-02:39.



**CONSTRUCTION UNDERWAY ON THE PAM AND LES MUMA BASKETBALL CENTER**

Construction of the Pam and Les Muma Basketball Center (photos above) began on March 3, 2010, a project that is part of a \$3 million USF facility upgrade, which includes both a men's and women's basketball practice gymnasium as well as support facilities including locker rooms and lounges, video/film rooms, offices, meeting rooms, athletic training, strength training and equipment management facilities. The center will allow internal access to the event level of the existing Sun Dome.

The footprint for the 50,000 square foot Muma Center is located on the south side of the Sun Dome. The basketball teams will continue to compete in the Sun Dome and practice in the Sun Dome and Corral while construction occurs on the Muma facility. The Muma Center is part of a \$30-million package of facility upgrades for USF's athletic district that also includes facilities for football, baseball, softball and soccer.

On March 26, 2008, USF alumni, civic leaders and local philanthropists Pam and Les Muma gave the University of South Florida athletics department a \$3 million gift as the lead effort on a Basketball Center for the men's and women's programs.

**MINIMAL D-I EXPERIENCE FOR THE BULLS**

In a survey conducted by Kentucky SID A. DeWayne Peevy, USF is in the Top 20 schools with players with the least Division I experience heading into the 2010-11 season. USF has nine years of experience, led by Ron Anderson with two (both at Kansas State). Augustus Gilchrist and Anthony Crater each have a year and a half after transferring from Maryland and Ohio State, respectively. Jarrid Famous, Toarlyn Fitzpatrick, Mike Burwell and Shaun Noriega each have one year on the D-I court. See below for a complete listing.

School	Years	School	Years
Eastern Washington	4	Fresno State	8
Sacramento State	5	La. Tech	8
UT Arlington	5	South Alabama	8
Idaho	6	California	8
Radford	6	Stephen F. Austin	8
Cal State Fullerton	6	Central Michigan	8
U of San Francisco	7	Kentucky	8
UC Riverside	7	<b>USF</b>	<b>9</b>
Louisiana Monroe	7	Hawaii	9
		Michigan	9
		Youngstown State	9
		Wake Forest	9
		Montana	9

**MINIMAL MINUTES PLAYED TOO**

USF also has the fourth-least career minutes played out of BIG EAST Conference schools entering the season. St. John's has the most with 15,840 minutes from 13 returning players while USF is 12th with 4,529 minutes from seven players. Connecticut has the least minutes played with 4,099 from six returners.

1. Connecticut (4,099 minutes)
2. Providence (4,161 minutes)
3. Marquette (4,374 minutes)
- 4. USF (4,529 minutes)**
16. St. John's (15,840 minutes)

**HEATH ADDS A PAIR OF BIG MEN TO 2011-12 TEAM**

Head coach Stan Heath announced the signing of **Andre Jackson** and **Tolulope "Jordan" Omogbehin** to National Letters of Intent on Nov. 10, the opening day of signing period. Both recruits bring tremendous size to the Bulls as Jackson is a 6-10, 285-pound center from Lee College in Texas, and Omogbehin is a 7-3, 291-pound center from Atlantic Shores Christian in Virginia.

Jackson, a true post who can also step out and shoot the 15-footer, averaged 9.2 points and 6.0 rebounds in his first season with Lee College in Baytown, Texas. Listed at 300 pounds a year ago, Jackson has dropped down to 285 pounds and has a good touch around the basket. Originally from Dallas, Jackson played his prep ball at L.G. Pinkston High School in Pinkston, Texas, averaging 15.0 points and 12.0 rebounds per contest. He helped lead Pinkston to the Texas State playoffs the last two years, earning first team all-district both seasons. Also a letterwinner in football, Jackson was the seventh-ranked center in the state of Texas and was named one of its Top 100 players. The son of Anthony Jackson and Cathy Singleton, Jackson committed to Southern Mississippi for the 2008-09 season, then played a year at Lee College and will enter USF next season with two years of eligibility.

Omogbehin, originally from Lagos, Nigeria, plays for Atlantic Shores Christian in Chesapeake, Va., after stops at National Christian Academy and Montrose Christian. At NCA, he averaged 15 points, 11 rebounds and eight blocked shots per game last season. Omogbehin, who speaks fluent English and French, adds even more size to the Bulls frontcourt, and can score in the paint while being very aggressive on the glass. The incoming freshman was also a player for Team Takeover AAU - a squad that had 10 players in the class of 2011 commit to Division I schools. He chose USF over interest from Georgetown, Connecticut, Oklahoma, Virginia Tech, Florida State and Marquette.

**PAN AMERICAN UNIVERSITY GAMES**

In August, USF represented the United States in the 2010 Pan American University Championships in Salvador, Brazil. Wearing USA uniforms, the Bulls took 11 players to Brazil to play in five international games using FIBA rules. USF was 5-1 in the event, bringing home the silver medal, after defeating Colombia (90-55), Chile (103-31), Brazil (64-63) and Paraguay (98-37), then falling to Brazil (69-63) in the championship game. See results below.

**Pan American University Championships**

8/9	Colombia	W, 90-55
8/10	Chile	W, 103-31
8/11	Brazil	W, 64-63
8/13	Paraguay	W, 98-37
8/14	Brazil	L, 69-63

**MEN'S BASKETBALL PLAYERS STRONGER THAN EVER**

USF entered the 2010-11 season stronger than ever, proven by strength and conditioning testing conducted in the Sun Dome during preseason training.

The players were first tested last spring, again in July, then were checked a final time on Oct. 4.

Senior Jarrid Famous showed the most progress in the bench press, increasing his max weight in the one-rep press by 50 pounds. He also improved his 185-lb bench press to 25 repetitions, which would have been the most reps at the 2010 NBA Combine.

Junior Augustus Gilchrist pumped out 22 reps on the 185-lb press, which would have been in the top three at the NBA Combine and freshman Jordan Heath totaled 19 reps, which would have tied former Bull Dominique Jones for the top guard at the event.

Sophomore Toarlyn Fitzpatrick increased his vertical jump three inches while newcomer junior Shedrick Haynes has upped his vertical jump 2.5 inches since July. Haynes and junior Anthony Crater lead the team with their 36-inch no-step verticals while transfer Hugh Robertson is just behind at 35.5 inches and sophomores Mike Burwell and Shaun Noriega are each at 33 inches.

Six players have a running vertical jump of over 40 inches as four men - Haynes, Crater, Robertson and Jawanza Poland - each can jump 42 inches and LaVonte Dority and Victor Rudd each have a 40-inch running vertical jump. Noriega and Ron Anderson are close behind with 38.5 and 37 inches, respectively.

2010-11 BREAKDOWN

Record	Overall	BE
Home:	6-5	1-2
Away:	0-9	0-5
Neutral:	1-1	0-0
<b>TOTALS</b>	<b>7-14</b>	<b>1-7</b>

RECORD BY MONTH

	Overall	BE
November:	4-3	
December:	2-6	0-2
January:	1-5	1-5
<b>TOTALS</b>	<b>7-14</b>	<b>1-7</b>

RECORD BY STARTING LINEUP

Crater, Poland, Robertson, Gilchrist, Famous	2-2
Crater, Poland, Robertson, Gilchrist, Anderson Jr.	1-1
Crater, Poland, Robertson, Anderson Jr., Famous	1-3
Crater, Poland, Robertson, Fitzpatrick, Anderson Jr.	1-1
Crater, Noriega, Robertson, Gilchrist, Anderson Jr.	0-1
Crater, Noriega, Robertson, Anderson Jr., Famous	0-1
Crater, Noriega, Robertson, Gilchrist, Famous	0-2
Crater, Burwell, Robertson, Gilchrist, Famous	0-1
Burwell, Poland, Robertson, Anderson Jr., Gilchrist	1-1
Burwell, Poland, Robertson, Gilchrist, Famous	1-1

USF'S RECORD WHEN

Leading at halftime:	6-5
Trailing at halftime:	1-7
Tied at halftime:	0-2
Overtime:	1-2
USF shoots 50% or better from field:	2-0
USF shoots 40-49% from field:	4-8
USF shoots under 40% from field:	1-6
Opp. shoots 50% or better from field:	0-1
Opp. shoots 40-49% from field:	3-8
Opp. shoots under 40% from field:	4-5
USF outrebounds opponent:	6-11
Opp. outrebounds USF:	0-3
Tied in rebounds:	1-0
USF records 10 or more steals:	
USF records 15 or more assists:	5-1
USF commits less than 15 turnovers:	4-5
USF commits 15 or more turnovers:	3-9
USF commits less turnovers than opp.:	1-1
USF commits more turnovers than opp.:	5-13
Tied in turnovers:	1-0
USF shoots 70% or better from the line:	2-10
USF shoots under 70% from the line:	5-4
USF scores 59 points or less:	0-6
USF scores between 60-69 points:	4-5
USF scores between 70-79 points:	3-3
USF scores between 80-89 points:	
USF scores between 90-99 points:	
USF scores 100 or more points:	
Two or less Bulls score in double figures:	2-4
Three Bulls score in double figures:	1-9
Four or more Bulls in double figures:	4-1
Playing on Saturday:	1-3
Playing on Sunday:	2-3
Playing on Monday:	1-0
Playing on Tuesday:	1-1
Playing on Wednesday:	2-2
Playing on Thursday:	0-3
Playing on Friday:	0-2
Playing during the afternoon:	3-2
Playing in the evening (5 p.m. or later):	4-12
On television:	6-10
In-season tournament games:	3-1
Postseason tournament games:	
Games decided by three points or less:	3-1
Games decided by four to 10 points:	1-12
Games decided by 11-20 points:	3-1
Games decided by more than 20 points:	

USF / OPPONENT STATS

	Home (6-4)	Away (0-9)	Won (7)	Lost (14)	Conf. (1-7)	Last 5 (1-4)
<b>Scoring Margin</b>	+2.0	-7.4	+8.0	-7.3	-6.9	-5.8
<b>Pts/g</b>	67.2/65.2	56.0/63.4	67.7/59.7	60.1/67.4	64.6/71.5	66.0/71.8
<b>FG%</b>	43.1/41.9	39.2/39.8	45.5/38.5	39.6/40.8	40.5/43.0	40.1/41.8
<b>3FG%</b>	33.9/37.6	23.7/29.2	32.2/33.9	28.1/33.3	28.7/35.8	31.2/35.7
<b>3pt made/g</b>	6.2/6.2	3.4/4.4	5.6/5.9	4.6/5.4	4.4/5.5	4.8/6.0
<b>FT%</b>	67.0/66.3	73.5/70.9	67.3/65.3	71.7/68.9	76.7/73.4	81.5/72.6
<b>Reb/g</b>	38.2/31.9	37.3/32.9	37.9/31.3	38.6/33.4	36.8/33.4	38.2/34.2
<b>TO/g</b>	14.6/11.3	17.1/9.6	15.9/13.6	16.4/8.7	15.1/8.5	15.0/7.8

THROUGH EIGHT LEAGUE GAMES

See the comparison from last year to this season through eight BIG EAST Conference games.

	2009-10	2010-11
Record	3-5	1-7
No. of ranked/RV opp.	2	5
Points per game	71.0	64.6
FG percent	44.6	40.5
FT percent	68.6	76.7
Rebounds per game	36.1	36.8
Assists per game	10.3	12.0
Leading Scorer	Jones, 25.5	Gilchrist, 16.1

BULLS HAVE STRENGTH IN REBOUNDING

USF has tied or outrebounded 18 of its 21 opponents this season. The largest margin was 40-28 (+12) against Auburn. No. 21 West Virginia, Seton Hall and FAU are the only teams to outrebound the Bulls. West Virginia grabbed four more, 45-41, SHU won the battle by two, 34-32, and FAU led by six, 35-29.

BULLS IN NCAA AND BIG EAST STATISTICS (Jan. 24)

USF is currently ranked 37th in the NCAA in rebound margin (6.1) and 52nd in field goal percentage defense.

The Bulls are second in the BIG EAST in offensive rebounding (36.8), third in free throw percentage (76.7) and third in rebounding margin (+3.4).

In BIG EAST play, **Augustus Gilchrist** is fourth in rebounding (7.4), 11th in scoring (16.1), tied for eighth in defensive rebounds (4.5) and 12th in offensive rebounds (2.88). **Jarrid Famous** is tied for 15th in rebounding (6.1) and tied for ninth in offensive rebounds (3.0). **Anthony Crater** is seventh in assists (5.13), eighth in assist/turnover ratio (2.16) and eighth in minutes played (35.38). **Jawanza Poland** is second in the league in free throw percentage (95.2) while **Hugh Robertson** is 14th (81.0).

POLAND DUNK NO. 7 ON ESPN TOP PLAYS

Sophomore guard **Jawanza Poland's** first-half baseline dunk against No. 25 Cincinnati was selected by ESPN as the No. 7 Top Play on SportsCenter on Jan. 13.

CAREER DOUBLE-DOUBLES

<b>Ron Anderson Jr.</b>		
Dec. 1, 2010	VCU	10 p, 13 r
<b>Jarrid Famous</b>		
Jan. 16, 2011	Providence	15 p, 14 r
Dec. 22, 2010	Cleveland State	22 p, 11 r
Dec. 18, 2010	James Madison	11 p, 10 r
Feb. 13, 2010	Marquette	12 p, 10 r
Jan. 28, 2010	Seton Hall	15 p, 14 r
Jan. 16, 2010	Rutgers	13 p, 12 r
Dec. 30, 2009	at Louisville	12 p, 10 r
Dec. 19, 2009	vs. USFCA	11 p, 10 r
Dec. 16, 2009	UCF	11 p, 10 r
Dec. 2, 2009	Hampton	16 p, 10 r
<b>Toarlyn Fitzpatrick</b>		
Nov. 26, 2010	vs. No. 23 BYU	10 p, 11 r
Dec. 30, 2009	at Louisville	11 p, 11 r
<b>Augustus Gilchrist</b>		
Jan. 23, 2011	at West Virginia	20 p, 10 r
Jan. 9, 2011	Louisville	25 p, 10 r
Jan. 6, 2011	Villanova	16 p, 10 r
Jan. 20, 2009	DePaul	16 p, 11 r
<b>Hugh Robertson</b>		
Dec. 18, 2010	James Madison	19 p, 11 r

USF'S RPI

(CollegeRPI.com)

Jan. 10	127
Jan. 17	105
Jan. 24	126

USF'S RECORD IN BIG EAST PLAY

Year	W-L	Home	Away	Finish
2005-06	1-15	1-7	0-8	16th
2006-07	3-13	3-5	0-8	T-14th
2007-08	3-15	2-7	1-8	T-15th
2008-09	4-14	3-6	1-8	14th
2009-10	9-9	6-3	3-6	T-9th
2010-11	1-7	1-2	0-5	
<b>Totals</b>	<b>21-73</b>	<b>16-30</b>	<b>5-43</b>	

CAREER GAMES, STARTS & CONSECUTIVE GAMES AT USF

	Career Games	Career Starts	Consecutive Games	Consecutive Starts
Anderson Jr.	21	12	21	1
Burwell	39	5	4	0
Crater	39	20	39	6
Damour	1	0	0	0
Dority	17	0	7	0
Famous	52	45	11	0
Fitzpatrick	54	24	54	0
Gilchrist	61	36	9	2
Haynes	18	0	0	0
Noriega	41	4	23	0
Poland	21	16	21	3
Robertson	21	21	21	21

**USF VS. THE CONFERENCES**

See how the Bulls have fared this season against non-conference foes

Big South (Liberty)	1-0
Big XII (Texas Tech)	1-0
Colonial (VCU, James Madison)	1-1
C-USA (Southern Miss, UCF)	0-2
Horizon League (Cleveland State)	0-1
Mid-American (Kent State)	0-1
Mountain West (BYU)	0-1
Northeast Conference (St. Francis)	1-0
Southeastern (Auburn)	1-0
Southern (Ga. Southern)	1-0
Sun Belt (FAU)	0-1

**BIG EAST PRESEASON POLL**

1. Pittsburgh (12)	222
2. Villanova (1)	208
3. Syracuse (2)	187
4. Georgetown	173
5. West Virginia	164
6. St. John's (1)	145
7. Notre Dame	123
8. Louisville	121
Marquette	121
10. Connecticut	113
11. Seton Hall	104
12. Cincinnati	91
<b>13. USF</b>	<b>54</b>
14. Providence	36
15. Rutgers	32
16. DePaul	26

First-place votes in parentheses

**HEATH RADIO SHOW**

**LISTEN ON 1250 WHNZ | 7-8 P.M.**  
**PRESENTED BY BEEF O'BRADY'S**

	Location
Wednesday, Jan. 26	Wesley Chapel South
Thursday, Feb. 3	Adamo Drive
Thursday, Feb. 10	Summerfield
Thursday, Feb. 17	USF
Thursday, Feb. 24	Palm Harbor (Brooker Creek)
Thursday, March 3	Seffner

**HEATH TV SHOW**

**BRIGHT HOUSE SPORTS NETWORK**

Thursday, Jan. 27	6:30 p.m.
Thursday, Feb. 3	6:30 p.m.
Thursday, Feb. 10	6:30 p.m.
Thursday, Feb. 17	6:30 p.m.
Thursday, Feb. 24	6:30 p.m.
Thursday, March 3	6:30 p.m.

**MARKED IMPROVEMENT FROM CRATER & NORIEGA**

Through eight league games, junior **Anthony Crater** and **Shaun Noriega** have made major improvements from their stats lines from last season.

	Crater		Noriega	
	'09-10	'10-11	'09-10	'10-11
GP	6	8	5	8
Minutes	170	283	15	103
Points	22	44	0	42
FG %	.226	.457	.000	.333
FT %	.625	.600	.000	.818
3-Pointers	3-24	9-22	0-2	11-29
3-Point %	.125	.409	.000	.379
Rebounds	10	21	1	7
Assists	9	41	0	2

**FRONT COURT NUMBERS STACKING UP**

In BIG EAST games, USF's front four - **Augustus Gilchrist**, **Jarrid Famous**, **Ron Anderson Jr.** and **Toarlyn Fitzpatrick** - have combined for 50.4 percent of the Bulls points, scoring 261 of the team's total 517. Those four big men have also grabbed 171 of the team's 294 rebounds, which is 58.2 percent of USF's total output. In league play, Gilchrist leads all scorers with 16.1 ppg while grabbing 7.4 rpg and Famous puts up 8.3 ppg and 6.1 rpg. Anderson Jr. scores 6.0 ppg and pulls down 5.6 rpg while Fitzpatrick is at 2.3 ppg and 2.3 rpg.

**WHAT USF RETURNED IN BIG EAST PLAY FOR 2010-11**

Total Starts	38% (34 of 90)
Minutes played	44% (1591 of 3651)
Points	32% (400 of 1233)
Field Goals Made	35% (153 of 432)
Field Goal Attempts	35% (341 of 977)
3-Point Field Goals	28% (17 of 60)
3-Point Field Goals Attempted	30% (72 of 241)
Free Throws Made	25% (77 of 309)
Free Throws Attempted	30% (132 of 445)
Offensive Rebounds	50% (109 of 218)
Defensive Rebounds	42% (172 of 408)
Total Rebounds	45% (281 of 626)
Assists	24% (46 of 194)
Turnovers	41% (91 of 223)
Blocks	59% (38 of 64)
Steals	40% (44 of 111)

**USF TRENDS**

**Anthony Crater** has at least four assists 11 times. **Jawanza Poland** has scored in double-digits in four of his last five games and has hit 18-straight free throws. **Hugh Robertson** is averaging 3.4 assists in his last five games. **Ron Anderson Jr.** has at least five rebounds in 16 games. **Augustus Gilchrist** has scored in double digits in all but four games. **Jarrid Famous** has averaged 8.0 rebounds in the past three games.

**2010-11 ANALYSIS STATS**

Opponent	T/O	2ndCh	Paint	FastB	Bench	Ties	Leads	W/L	Score	Leads overcome
SOUTHERN MISS	13	9	18	0	27	2	2	L	53-60	lost 9 2nd-08:01
ST. FRANCIS	17	6	28	2	38	2	3	W	74-71	trailed by 7 1st-13:45
at UCF	11	10	30	0	21	1	2	L	59-65	lost 2 1st-19:41
GEORGIA SOUTHERN	18	2	38	2	19	0	0	W	76-63	never trailed
LIBERTY	16	9	10	2	21	0	0	W	60-43	never trailed
vs. No. 23 BYU	11	9	28	2	26	8	4	L	75-77	lost 10 2nd-16:19
vs. Texas Tech	10	5	24	2	29	2	4	W	64-61	trailed by 10 1st-05:21
VCU	11	16	32	4	11	0	1	W	60-59	trailed by 1 2nd-00:40
at FAU	12	13	24	4	26	0	0	L	42-50	lost 2 1st-19:23
at Kent State	19	13	26	4	4	2	1	L	51-56	lost 11 1st-08:42
AUBURN	13	9	20	4	24	1	3	W	61-49	trailed by 2 1st-18:35
JAMES MADISON	7	12	18	0	2	2	3	L	61-66	lost 14 1st-15:51
at Cleveland State	2	15	34	2	16	3	2	L	62-69	lost 7 1st-05:29
at Seton Hall	12	10	30	8	14	6	0	L	55-64	lost 4 1st-12:10
at UConn	13	10	26	4	21	2	2	L	61-66	lost 9 2nd-10:49
VILLANOVA	9	15	24	5	19	1	2	L	71-83	lost 2 1st-19:03
LOUISVILLE	10	17	28	2	42	7	7	L	77-86	lost 6 1st-00:36
at Cincinnati	13	8	26	8	27	2	4	L	66-74	lost 6 1st-06:50
PROVIDENCE	14	18	40	4	23	3	3	W	79-72	trailed by 17 1st-01:42
at Rutgers	9	14	18	5	8	2	5	L	62-71	lost 5 2nd-19:07
at West Virginia	0	12	20	0	5	2	0	L	46-56	lost 2 1st-19:44

Totals	240	232	542	64	423	48	48			
Average/Game	11.4	11.0	25.8	3.0	20.1	2.3	2.3			

Opponent	363	218	544	130	335	60	53			
Average/Game	17.3	10.4	25.9	6.2	16.0	2.9	2.5			

**AP POLL**

Jan. 24

RK	TEAM	RECORD
1	Ohio State (63)	20-0
2	Pittsburgh (1)	19-1
3	Duke (1)	18-1
4	San Diego State	20-0
5	Connecticut	16-2
6	Kansas	18-1
7	Texas	16-3
8	Villanova	17-2
9	Syracuse	18-2
9	Brigham Young	19-1
11	Missouri	17-3
12	Purdue	17-3
13	Texas A&M	17-2
14	Kentucky	15-4
15	Notre Dame	16-4
16	Minnesota	14-4
17	Wisconsin	15-4
18	Washington	15-4
19	Vanderbilt	14-4
20	Illinois	14-6
21	Georgetown	14-5
22	Florida State	15-5
23	Louisville	15-4
24	Florida	15-4
25	Michigan State	12-7

Others receiving votes:  
Cincinnati 85, Arizona 68, West Virginia 62, Saint Mary's 55, Utah State 53, Georgia 23, Xavier 12, Memphis 11, Virginia Tech 8, Temple 7, Missouri State 6, UNLV 4, Tennessee 3, Virginia Commonwealth 2, Baylor 2, Coastal Carolina 2, Duquesne 1, Belmont 1, Penn State 1, Harvard 1

**ESPN/USA TODAY**

Jan. 24

RK	TEAM	RECORD
1	Ohio State (31)	20-0
2	Pittsburgh	19-1
3	Duke	18-1
4	San Diego State	20-0
5	Connecticut	16-2
6	Kansas	18-1
7	Villanova	17-2
8	Texas	16-3
9	Brigham Young	19-1
10	Syracuse	18-2
11	Texas A&M	17-2
12	Purdue	17-3
13	Missouri	17-3
14	Notre Dame	16-4
15	Wisconsin	15-4
16	Kentucky	15-4
17	Washington	15-4
18	Minnesota	14-4
19	Louisville	15-4
20	Georgetown	14-5
21	Illinois	14-6
22	Vanderbilt	14-4
23	Florida	15-4
24	Saint Mary's	17-3
25	Utah State	18-2

Others receiving votes:  
Michigan State 53, Arizona 52, Florida State 47, Cincinnati 30, Georgia 17, West Virginia 17, UNLV 11, Missouri State 8, Temple 7, Xavier 3, Cleveland State 3, Coastal Carolina 3, Kansas State 2, Memphis 2, North Carolina 2, Baylor 1, Belmont 1

**THIS WEEK IN THE BIG EAST**

Jan. 24

Pittsburgh	Notre Dame	7 PM
------------	------------	------

Jan. 25

Syracuse	Seton Hall	7 PM
Marquette	Connecticut	9 PM

Jan. 26

Providence	Villanova	7 PM
Georgetown	St. John's	7 PM
Louisville	West Virginia	7 PM
Cincinnati	Rutgers	9 PM

Jan. 27

USF	DePaul	9 PM
-----	--------	------

Jan. 29

Villanova	Georgetown	12 PM
Connecticut	Louisville	12 PM
Marquette	Syracuse	3 PM
Rutgers	Pittsburgh	8 PM
Cincinnati	West Virginia	8 PM

Jan. 30

St. John's	Duke	1 PM
Seton Hall	Providence	3 PM

**BULLS SCORE SEASON-HIGH 79**

USF scored a season-high 79 points against Providence on Jan. 16, topping the previous high of 77 against Louisville. Junior **Hugh Robertson** led the way with 17 points, closely followed by senior **Jarrid Famous**' 15 and 13 from sophomore **Jawanza Poland**. **Augustus Gilchrist** and **Toarlyn Fitzpatrick** each added 10, marking USF's second game of the year when five players scored in double digits. The other time was against Texas Tech on Nov. 27 in the South Padre Invitational.

**GILCHRIST TURNS UP PRODUCTION IN LEAGUE PLAY**

Junior forward **Augustus Gilchrist** leads the team with 16.1 points and 7.4 rebounds in eight league games, five of which were against nationally ranked No. 4 UConn, No. 7 Villanova, No. 21 West Virginia, No. 23 Louisville and No. 25 Cincinnati. He's shooting 46.4 percent (45-97) from the field and 73.1 percent (38-52) at the line.

At No. 21 West Virginia, he posted his third double-double of the year with 20 points and 10 rebounds, hitting eight free throws and going 50.0 percent from the field. Against the No. 23 Cardinals, he notched his season-high 25 points, just two off his career high of 27, and tied his season-high rebounds (10) for the second-straight night.

He posted back-to-back double-doubles against No. 7 Villanova (16p, 10r) and No. 23 Louisville (25p, 10r). He also has seven-straight double-digit scoring nights, and has more than 10 points in 12 of his last 14 games.

In 10 non-conference games, Gilchrist only averaged 10.8 points and 5.9 rebounds, shooting 47.7 percent (42-88) from the field, 52.5 percent (21-40) at the line and 30.0 percent (3-10) from long range.

**ROBERTSON PLAYING AT BOTH ENDS**

Due to his length and quickness on defense, junior guard **Hugh Robertson** is often dealt the opponent's best offensive player, but he also fills up the scoring column for the Bulls. He has scored in double digits in eight of the last 11 games and is the team's second-highest scorer in BIG EAST games with 10.3 ppg. Against Providence, he netted a team-high 17 points and he tied the team-high 14 at Rutgers.

**CRATER NOTCHES CAREER-HIGH 10 ASSISTS**

Junior guard **Anthony Crater** has averaged 5.1 assists in BIG EAST play, due in part to dishing out career-high assists in back-to-back games with eight against No. 7 Villanova (1/6) and 10 vs. No. 23 Louisville (1/9). He loaded up his stat line against No. 7 Villanova (1/6) with eight assists, seven points and four rebounds, along with just one turnover, to follow his breakout scoring night against No. 4 UConn just one game earlier, when he netted a career-high four treys and finished with a career-high 14 points.

**FAMOUS DOUBLES UP FOR NO. 10**

Senior **Jarrid Famous** netted 15 points and grabbed 14 rebounds against Providence (Jan. 16) for his 10th double-double of his career. He is tied for fourth in the league in double-doubles in a career.

Famous scored nine points and pulled down seven rebounds in his first nine minutes of action against the Friars.

**FITZPATRICK SHOWS PRODUCTION**

**Toarlyn Fitzpatrick** has been productive in limited minutes this season, averaging 2.3 points and 2.3 rebounds in 12.5 minutes per game. If he continued his production over 40 minutes, he'd be averaging 11.0 points and 12.9 rebounds. Fitzpatrick started 22 games last season as a true freshman, mainly in the absence of Augustus Gilchrist, who was out with an ankle injury.

**STARTERS**

	Guard	Guard	Guard	Forward	Forward
USM	Crater	Noriega	Robertson	Gilchrist	Famous
STF	Crater	Poland	Robertson	Gilchrist	Famous
UCF	Crater	Poland	Robertson	Gilchrist	Famous
GSU	Crater	Poland	Robertson	Gilchrist	Famous
LIB	Burwell	Poland	Robertson	Gilchrist	Anderson Jr.
BYU	Burwell	Poland	Robertson	Gilchrist	Anderson Jr.
TTU	Burwell	Poland	Robertson	Gilchrist	Famous
VCU	Crater	Poland	Robertson	Gilchrist	Anderson
FAU	Crater	Burwell	Robertson	Gilchrist	Famous
Kent St.	Crater	Poland	Robertson	Fitzpatrick	Anderson Jr.
Auburn	Crater	Poland	Robertson	Fitzpatrick	Anderson Jr.
JMU	Crater	Poland	Robertson	Anderson Jr.	Famous
CSU	Crater	Poland	Robertson	Anderson Jr.	Famous
SHU	Crater	Poland	Robertson	Anderson Jr.	Famous
UConn	Burwell	Poland	Robertson	Gilchrist	Famous
VU	Crater	Noriega	Robertson	Gilchrist	Anderson Jr.
UofL	Crater	Noriega	Robertson	Anderson Jr.	Famous
UC	Crater	Noriega	Robertson	Gilchrist	Famous
PC	Crater	Poland	Robertson	Anderson Jr.	Famous
RU	Crater	Poland	Robertson	Gilchrist	Famous
WVU	Crater	Poland	Robertson	Gilchrist	Anderson Jr.

**NORIEGA STARTS AND SCORES**

Sophomore guard **Shaun Noriega** started three-straight games from Jan. 6-12, and averaged 11.7 ppg in those three outings. He scored 13 points against Villanova (1/6), 14 vs. Louisville (1/9) and eight at Cincinnati (1/12).

**FAMOUS LIT UP THE NET AND BOARDS**

After missing the Dec. 12 game at Kent State due to illness, senior **Jarrid Famous** lit up the court, averaging 14.8 points and 8.5 rebounds in his next four games. In that time, he had a pair of double-doubles and scored a career-high 22 points and grabbed a season-high 11 rebounds at Cleveland State. In his first 2010-11 double-double, against James Madison, Famous scored all 11 of his points in the first half, and pulled down 10 rebounds.

**ANDERSON CONTROLS THE GLASS**

Forward **Ron Anderson Jr.** leads the team with his 7.4 rebounds per game and six double-digit rebound nights.

Against Liberty (11/23) Anderson Jr. earned his first start and grabbed 15 rebounds to tie the school record (since the 2002-03 season) for most rebounds in a half. He finished the night with 17 boards, six points, three assists and a steal in 27 minutes. Anderson Jr. out rebounded the entire Liberty Flames team during the first half, 15 to 12 and his 15 first-half rebounds are more than any Bull pulled down in an entire game during 2009-10.

He pulled down 13 rebounds against No. 23 BYU (11/26), eight in the first half, for his second-straight night with double-digit rebounds. He didn't even play the last nine and a half minutes of the game after fouling out with 4:14 left in the first overtime.

He grabbed five rebounds and blocked two shots in the first four minutes at Cleveland State (12/22), and ended the night with 13 rebounds, four blocked shots and seven points.

The junior recorded his first double-double of the season with 10 points and 13 rebounds vs. VCU (12/1).

**OVERTIMES AGAINST RANKED TEAMS**

All three of USF's overtime games this season have come against teams either ranked or receiving votes in national polls at the time. In the South Padre Invitational, the Bulls played two extra periods against then-No. 23 BYU.

Two games later, the USF battled an extra session with VCU, who was receiving votes, in Tampa. Then on Dec. 31, USF took No. 4 UConn to OT in a BIG EAST road matchup.

**MORE PLAYERS SCORING MORE POINTS**

Nine Bulls have scored in double digits this season, which is three more than the six players who scored at least 10 points in a game the entire 2009-10 season, showing the team's balance this year.

**BLOCK PARTY AT CSU**

As a team, USF blocked a season-high 10 shots in the game at Cleveland State, a tally that surpassed the nine blocked against No. 23 BYU in the South Padre Invitational.

**GILCHRIST RETURNS TO THE COURT**

At Cleveland State on Dec. 22, junior **Augustus Gilchrist** returned to the court for the first time since the FAU game, (Dec. 4) ending the night with 12 points. Gilchrist was away from the team for a week with what Coach Stan Heath called "philosophical differences."

**TRANSFERS SET CAREER HIGHS**

Junior **Hugh Robertson** and sophomore **Jawanza Poland** each tallied 19 points in USF's game against James Madison on Dec. 18.

Robertson knocked down a pair of long balls on his way to 10 first-half points and ended the night with 19 points - including four threes - surpassing his career high of 14 set against USF's other Colonial Conference opponent, VCU on Dec. 1. He also had four assists.

Poland recorded a career-high 19 points, topping his previous high of 15 points, which he tallied twice. He hit three from downtown and added a pair from the stripe.

**USING THE THREE BALL VS. JMU**

As a team, USF hit nine threes in the game against JMU, the second-most of the season behind the 10 made against Liberty. Against the Dukes, **Hugh Robertson** drained four and **Jawanza Poland** knocked down three from long range while **Anthony Crater** added a pair.

**A PAIR OF DOUBLE-DOUBLES**

Senior **Jarrid Famous** and junior **Hugh Robertson** both recorded double-doubles on Dec. 18 against James Madison. Famous scored all 11 of his points in the first half, and pulled down 10 rebounds to record his eighth double-double at USF. Robertson scored 19 points and grabbed 11 rebounds to record his first double-double in a USF uniform.

**SPREAD THE WEALTH**

Six Bulls scored USF's first 18 points against Auburn, led by four apiece from **Jawanza Poland** and **Ron Anderson Jr.** Six of the seven players who scored against the Tigers chipped in more than five points.

**FAMOUS NOTCHES 15 POINTS VS AUBURN**

After missing the game at Kent State due to illness, senior **Jarrid Famous** scored a season-high 15 points against Auburn and attempted a career-high 13 free throws, hitting a career-high nine. His previous season high was 12 points, which he scored vs. Georgia Southern.

**HEATH RETURNS TO KENT STATE**

On Dec. 12, **Coach Stan Heath** made his first appearance at Kent State since he led the Golden Flashes to the Elite Eight in the 2002 NCAA Tournament. He received a standing ovation before the game.

Heath guided Kent State to a record-setting 2001-02 campaign in his first year as a head coach at the collegiate level. The Golden Flashes claimed the Mid-American Conference regular season and tournament titles en route to a 30-6 record.

**FAMOUS OUT AT KENT STATE**

Senior **Jarrid Famous** did not make the trip to Ohio to face Kent State due to illness.

Despite not having the two tallest players (Famous and Gilchrist) on the team at the game, USF outrebounded KSU 21-18 in the first half and 41-39 for the game. USF has outrebounded its opponent in all but one game this season.

**FITZPATRICK IN THE STARTING FIVE**

Against Kent State, sophomore **Toarlyn Fitzpatrick** made his first start of the season after being in the first five 22 times as a true freshman. In the game, Fitzpatrick hit a pair of threes in the game, matching his career high of two against Georgia Southern earlier this season.

The sophomore forward got the start after senior **Jarrid Famous** and junior **Augustus Gilchrist** did not make the trip to Ohio for the game against Kent State.

**WHO ARE YOU GOING TO GUARD?**

In non-conference games, six players were the high scorer for the Bulls and five were the top rebounder.

Leading scorers include **Jawanza Poland**, **Ron Anderson Jr.**, **Augustus Gilchrist**, **Mike Burwell**, **Hugh Robertson** and **Jarrid Famous**.

Team-high rebounders include **Gilchrist**, **Jarrid Famous**, **Hugh Robertson**, **Toarlyn Fitzpatrick** and **Anderson Jr.**

Last season Dominique Jones was the leading scorer in 23 games and led in rebounds six times. Gilchrist had team highs in points four times and rebounds in four outings.



# HEAD COACH STAN HEATH

Fourth Season | Eastern Michigan, '88

Detroit, Mich. | USF ('07-Present) | Arkansas ('02-'07) | Kent State ('01-'02) | Michigan State ('96-'01) | Bowling Green ('94-'96) | Wayne State ('91-'94)

Stan Heath, whose nine-year head coaching career at the collegiate level has already included three NCAA tournament appearances and one NIT appearance, is building something special at the University of South Florida.

In his third season in Tampa, Heath led the Bulls to USF's third 20-win season ever with a 20-13 record, and returned to the postseason for the first time since 2002 as the Bulls hosted NC State in the first round of the National Invitation Tournament. The Bulls also earned their first win in the BIG EAST Championship and registered the school's best regular season BIG EAST record with nine wins, more than doubling the previous season's four.

For his efforts in turning around the USF program after just three seasons, Heath was rewarded with a contract extension on June 30, 2010. The University of South Florida and Director of Athletics Doug Woolard signed Heath to an extension that keeps him with USF through 2015.

That excitement began to hit new heights in 2009-10, when USF registered back-to-back victories over ranked teams against No. 17 Pittsburgh (Jan. 31) and at No. 7 Georgetown (Feb. 3). The win over the Hoyas was USF's first-ever road win over a Top 10 team.

On Jan. 23 in Rhode Island, Heath and the Bulls defeated Providence 109-105 in overtime for the first road victory of the season, which sparked a four-game BIG EAST winning streak: at Providence, Seton Hall, No. 17 Pittsburgh and at No. 7 Georgetown. During the four-game winning streak, USF earned national recognition, receiving votes in the Feb. 8 Associated Press Poll.

USF finished with three straight wins to end the regular season, including a road win at DePaul and a 75-68 win over UConn, which was an NCAA bubble team at the time.

USF won nine games away from the Sun Dome in 2009-10 (9-8), an enormous improvement over last season's 2-15 mark. The Bulls won three league games on the road in 2009-10, and only one in 2008-09.

Under Heath's tutelage, USF was led by an explosive junior guard named Dominique Jones, who ended the year as the only player in the country averaging at least 21.0 points, 6.0 rebounds and 3.0 assists per game. At Providence, he had 46 points, 10 rebounds and 8 assists. He was a first team All-BIG EAST player, won the BIG EAST scoring title and was named to the AP Honorable Mention All-America Team.

After completing his 23rd season of coaching, ninth as a head coach and third at USF, Heath has posted a 153-131 overall mark and is 41-54 at USF. Heath was 20-13 in 2009-10 after going 21-41 in his first two seasons at USF.

In his second season at USF, Heath led the Bulls to their most BIG EAST wins (at the time) in 2008-09 and engineered the school's first victory against a top-10 ranked team. The Bulls posted a 7-7 record at home, highlighted by a 57-56 win on Feb. 6, 2009 against No. 8 Marquette, ending a 32-game losing streak to teams ranked in the top 10.

Heath was named USF head coach on April 3, 2007 - marking the official start to a new era in the program's history.

In his three seasons in Tampa, Heath has guided two players to All-BIG EAST honors, including first-team selection Kentrell Gransberry in 2007-08 and record-setting guard Dominique Jones, who captured first team honors his junior season and honorable mention laurels as a freshman and sophomore after being a unanimous pick on the All-Rookie Team.

Heath, 45, arrived at USF after serving as head coach at the University of Arkansas for five seasons. While with the Razorbacks, Heath guided the program to a pair of NCAA tournament appearances (2006, 2007) and an overall record of 82-71. UA posted 20-win campaigns in each of his final two seasons, and 2006-07 was highlighted by a run to the championship game of the SEC tournament and subsequent participation in the NAAs.

An outstanding recruiter throughout his career, Heath's signing classes have gained national recognition in recent years. National media outlets ranked his efforts among the top 15 in the country in 2003, 2004 and 2006. In his nine years (Arkansas, Kent State and USF) as a head coach, he has directed a total of nine players to all-league accolades and his rosters have featured a pair of freshman All-Americans, two conference defensive players of the year, one sixth man of the year and two NBA players, including one lottery pick.

Prior to Arkansas, Heath guided Kent State to a record-setting 2001-02 campaign in his first year as a head coach at the collegiate level. The Golden Flashes claimed the Mid-American Conference regular season and tournament titles en route to a 30-6 record and an appearance in the Elite Eight. KSU set a league record for wins that year, won 21 games in a row and defeated three nationally ranked opponents (No. 20 Oklahoma St., No. 8 Alabama, No. 9 Pittsburgh) during its historic postseason run.

While an assistant coach for five seasons (1996-97 - 2000-01) under Tom Izzo at Michigan State, Heath helped the Spartans develop into one of the top programs in all of college basketball. During his tenure, MSU advanced to the Final Four on three occasions (1999, 2000 and 2001), highlighted by the national championship in 2000. The Spartans compiled an overall record of 132-37 during his stay in East Lansing and also made one more Sweet 16 (1998) trip and participated in the National Invitation Tournament (1997).

The Detroit native has also made collegiate assistant coaching stops at Bowling Green State University (1994-95 - 1995-96), Wayne State University (1991-92 - 1993-94), Albion College (1989-90 - 1990-91) and Hillsdale College (1988-89). He began his coaching career at the prep level, working for one season (1987-88) at Lincoln High School in Ypsilanti, Mich.

A three-year letterwinner (1984-87) at Eastern Michigan University, Heath earned his bachelor's degree in social science in 1988. He went on to complete his master's work in sports administration in 1993 at Wayne State University.

Heath is married to the former Ramona Webb and the couple has two sons: Jordan and Joshua.

## ALL-TIME BEST CAREER STARTS FOR HEAD COACHES (BY WINS)

Rank	Name	Record	Pct.
1.	Bill Guthridge, North Carolina (1998)	34-4	.895
2.	Bill Hodges, Indiana St. (1979)	33-1	.970
3.	<b>Stan Heath, Kent St. (2002)</b>	<b>30-6</b>	<b>.833</b>
4.	John Warren, Oregon (1945)	30-13	.698
5.	Phil Johnson, Weber St. (1969)	27-3	.900

## STAN HEATH AT A GLANCE

- 160-145 overall (10th year)
- Four 20-win seasons (20-13 in 2009-10, 30-6 in 2001-02, 22-10 in 2005-06, 21-14 in 2006-07)
- Three NCAA tournament appearances (2002, 2006 & 2007)
- 16 wins vs. nationally ranked top-25 teams
- Three nationally ranked recruiting classes
  - 2003: No. 7 (Recruiting Services Consensus Index)
  - 2004: No. 13 (Rivals.com), No. 16 (Hoop Scoop)
  - 2006: No. 14 (Scout.com), No. 15 (Rivals.com)
- 2002 MAC Coach of the Year, CBSSportsline.com and CollegeInsider.com National Rookie Coach of the Year
- One All-American (HM)
  - Dominique Jones, 2010
- One BIG EAST Scoring Champion
  - Dominique Jones, 2010
- Two freshman All-Americans
  - Patrick Beverley, 2007; Ronnie Brewer, 2004
- Two All-BIG EAST selections
  - Kentrell Gransberry, 2008; Dominique Jones, 2008, 2009, 2010
- One BIG EAST All-Rookie selection
  - Dominique Jones, 2008
- Five All-SEC selections
  - Patrick Beverley, 2007; Ronnie Brewer, 2006, 2005; Jonathon Modica, 2006, 2004
- One SEC Defensive Player of the Year
  - Steven Hill, 2007
- One SEC Sixth Man of the Year
  - Eric Ferguson, 2006
- One MAC Defensive Player of the Year
  - Demetric Shaw, 2002
- Three All-MAC selections
  - Trevor Huffman, Andrew Mitchell, Antonio Gates, 2002

## HEATH'S CAREER

- Head Coach**
- 2007-p - University of South Florida
  - 2002-07 - University of Arkansas
  - 2001-02 - Kent State University
- Assistant**
- 1996-01 - Michigan State University
  - 1994-96 - Bowling Green State University
  - 1991-94 - Wayne State University (Associate H.C.)
  - 1989-91 - Albion College (Mich.) (JV H.C.)
  - 1988-89 - Hillsdale College (Mich.)
  - 1987-88 - Lincoln HS (Ypsilanti, Mich.)

## NBA PRODUCTS

- Charlie Bell - Milwaukee Bucks
- Patrick Beverley - Miami Heat
- Ronnie Brewer - Utah Jazz
- Antonio Daniels - New Orleans Hornets
- Dominique Jones - Dallas Mavericks
- Morris Peterson - New Orleans Hornets
- Zach Randolph - L.A. Clippers
- Jason Richardson - Charlotte Bobcats
- Sonny Weems - Toronto Raptors

## NFL PRODUCTS

- Antonio Gates - San Diego Chargers
- Matt Jones - Jacksonville Jaguars

## EDUCATION

- Eastern Michigan University, 1988
  - Bachelor's in social science
- Wayne State University, 1993
  - Master's in sports administration

## NCAA APPEARANCES

- 2006-07, Arkansas
- 2005-06, Arkansas
- 2001-02, Kent State

## PLAYING CAREER

- Eastern Michigan University, 1984-87

## MISCELLANEOUS

- Four 20-win seasons
- 16 wins against nationally ranked top-25 teams
- Three nationally ranked recruiting classes
- 2002 MAC Coach of the Year
- CBSSportsline.com National Rookie Coach of the Year
- CollegeInsider.com National Rookie Coach of the Year
- Two freshman All-Americans

## PERSONAL

- Hometown: Detroit, Mich.
- Born: December 17, 1964
- Wife: Ramona (Webb)
- Children: Jordan and Joshua

## STAN HEATH'S YEARLY RECORDS

Kent State University		Overall	Home	Away	Neutral	Conf	Non-Conf	
Year	2001-02	30-6	12-0	9-3	9-3	17-1	13-5	NCAA
University of Arkansas		Overall	Home	Away	Neutral	Conf	Non-Conf	
Year	2002-03	9-19	8-8	1-9	0-2	4-12	5-7	
	2003-04	12-16	10-6	1-8	1-2	4-12	8-4	
	2004-05	18-12	13-3	2-7	3-2	6-10	12-2	
	2005-06	22-10	15-1	3-5	4-4	10-6	12-4	NCAA
	2006-07	21-14	13-3	2-8	6-3	7-9	14-5	NCAA
<b>At UA</b>		<b>82-71</b>	<b>59-21</b>	<b>9-37</b>	<b>14-13</b>	<b>31-49</b>	<b>51-22</b>	
University of South Florida		Overall	Home	Away	Neutral	Conf	Non-Conf	
Year	2007-08	12-19	7-8	3-10	2-1	3-15	9-4	
	2008-09	9-22	7-7	1-11	1-4	4-14	5-8	
	2009-10	20-13	11-5	4-6	5-2	9-9	10-3	NIT
	2010-11	7-13	6-4	0-8	1-1	1-6	6-7	
<b>At USF</b>		<b>48-68</b>	<b>31-24</b>	<b>8-36</b>	<b>9-8</b>	<b>17-45</b>	<b>30-22</b>	
<b>Overall</b>		<b>160-145</b>	<b>102-45</b>	<b>26-76</b>	<b>32-24</b>	<b>65-95</b>	<b>94-49</b>	



# UNIVERSITY OF SOUTH FLORIDA 2009-10 SEASON WRAP

## 2009-10 SCHEDULE

DATE	OPPONENT	TIME	SCORE / TV
11/3	Florida Southern (Exh.)	7 p.m.	W, 110-79
11/13	at Southern Methodist	8:30 p.m. (ET)	W, 67-61
<b>11/16</b>	<b>Virginia</b>	<b>7:30 p.m.</b>	<b>W, 66-49</b>
<i>Charleston Classic, S.C.</i>			
11/19	vs. Davidson	7 p.m.	W, 65-58
11/20	vs. (rv) South Carolina	9:30 p.m.	L, 66-69
11/22	vs. UNC-Wilmington	3:30 p.m.	W, 74-66
<b>11/25</b>	<b>Kent State</b>	<b>7 p.m.</b>	<b>W, 76-54</b>
<b>11/27</b>	<b>FAU</b>	<b>7 p.m.</b>	<b>W, 78-58</b>
<b>12/02</b>	<b>Hampton</b>	<b>7 p.m.</b>	<b>W, 74-55</b>
<b>12/13</b>	<b>Central Michigan</b>	<b>2 p.m.</b>	<b>L, 56-59</b>
<b>12/16</b>	<b>UCF</b>	<b>7 p.m.</b>	<b>W, 69-65</b>
<i>Las Vegas Holiday Hoops Classic</i>			
12/19	vs. San Francisco	2 p.m. PST	W, 69-49
12/20	vs. San Diego	2 p.m. PST	W, 69-60
12/30	at (rv) Louisville *	7 p.m.	L, 52-73
<b>1/5</b>	<b>Notre Dame * ESPNU</b>	<b>7 p.m.</b>	<b>L, 73-74</b>
1/10	at No. 7 Syracuse *	2 p.m.	L, 65-82
<b>1/13</b>	<b>No. 9/10 West Virginia *</b>	<b>7 p.m.</b>	<b>L, 50-69</b>
<b>1/16</b>	<b>Rutgers * ESPN360</b>	<b>7 p.m.</b>	<b>W, 73-64</b>
1/20	at Cincinnati * ESPN2	7 p.m.	L, 70-78
1/23	at Providence * ESPNU	8 p.m. W	109-105 (ot)
<b>1/28</b>	<b>Seton Hall * ESPN2</b>	<b>7 p.m.</b>	<b>W, 76-74 (ot)</b>
<b>1/31</b>	<b>No. 17 Pittsburgh *</b>	<b>1 p.m.</b>	<b>W, 70-61</b>
2/3	at No. 7/8 Georgetown *	7 p.m.	W, 72-64
2/7	at Notre Dame *	Noon	L, 62-65
2/13	at (rv) Marquette *	8:30 p.m.	L, 52-63
<b>2/16</b>	<b>Cincinnati * ESPNU</b>	<b>7 p.m.</b>	<b>W, 65-57</b>
<b>2/20</b>	<b>St. John's *</b>	<b>Noon</b>	<b>L, 58-74</b>
2/24	at No. 7/8 Villanova * BEN	9 p.m.	L, 49-74
<b>2/27</b>	<b>Providence * ESPN360</b>	<b>7 p.m.</b>	<b>W, 99-93</b>
3/2	at DePaul * ESPNU	7:30 p.m.	W, 63-59
<b>3/6</b>	<b>Connecticut * BEN</b>	<b>2 p.m.</b>	<b>W, 75-68</b>
3/9	vs. DePaul # ESPN2	Noon	W, 58-49
3/10	vs. Georgetown # ESPN	Noon	L, 49-69
<b>3/16</b>	<b>vs. NC State ^ ESPNU</b>	<b>8 p.m.</b>	<b>L, 57-58</b>

**NOTES:**

\* BIG EAST game # BIG EAST Championship, New York City ^ NIT, Tampa, Fla.

**RADIO - 1250 WHNZ**

Jim Lighthall, play-by-play Todd Kalas, analyst

## THE COACH

Stan Heath completed his 23rd season of coaching, ninth as a head coach and third at USF. He has posted a 153-131 overall mark and is 41-54 at USF. Heath has made three NCAA (2002-Kent State, 2006 & 2007- Arkansas) and one NIT (2010) appearance in his nine-year career. Heath was 20-13 in 2009-10 after going 21-41 in his first two seasons at USF.



## USF BULLS

20-13

**LAST TIME OUT**  
L, 58-57 | vs. NC State (NIT)

**RETURNING LEADERS**

**Scoring per Game**  
Gilchrist, 13.4 ppg  
Famous, 10.4 ppg  
**Rebounds per Game**  
Famous, 7.5 rpg  
**Total Assists**  
Crater, 1.7 apg

**HEAD COACH**


**Stan Heath**  
Overall: 153-131 (9th)  
At USF: 41-54 (3rd)



**Record:** 20-13 | Home: 11-5 | Away: 4-6 | Neutral: 5-2  
**Conference:** 9-9 | Home: 6-3 | Away 3-6  
**Conference Finish:** Ninth  
**Non-conference:** 11-4 | Home: 5-2 | Away: 1-0 | Neutral: 5-2  
**BIG EAST Championship:** 1-1 (W, 58-49 DePaul; L, 69-49 Georgetown)  
**NIT:** 0-1 (L, 58-57 NC State)

## 2009-10 BULLS

In his third season in Tampa, Head Coach Stan Heath led the Bulls to USF's third 20-win season with a 20-13 record, and returned to the postseason for the first time since 2002 as the Bulls hosted NC State in the first round of the National Invitation Tournament. The Bulls also earned their first win in the BIG EAST Championship and registered the school's best regular season BIG EAST record with nine wins, more than doubling the previous season's four.



## BACK-TO-BACK VICTORIES OVER RANKED TEAMS

In 2009-10, USF registered back-to-back victories over ranked teams against No. 17 Pittsburgh (Jan. 31) and at No. 7 Georgetown (Feb. 3). The win over the Hoyas was USF's first-ever road win over a Top 10 team.

## FOUR-GAME WINNING STREAK

On Jan. 23 in Rhode Island, Heath and the Bulls defeated Providence 109-105 in overtime for the first road victory of the season, which sparked a four-game BIG EAST winning streak: at Providence, Seton Hall, No. 17 Pittsburgh and at No. 7 Georgetown. During the four-game winning streak, USF earned national recognition, receiving votes in the Feb. 8 Associated Press Poll. USF had feature stories in national media as well, including Sports Illustrated, ESPN.com, FOX Sports, USA Today, SI.com, Sporting News and The Washington Post, to name a few.

## REGULAR SEASON ENDS WITH THREE-STRAIGHT WINS

USF finished with three straight wins to end the regular season, including a road win at DePaul and a 75-68 win over UConn, who was an NCAA bubble team at the time.

## NINE BIG EAST WINS

USF won nine league games 2009-10, an enormous improvement over the 2008-09 season's 4-14 mark. The Bulls won six BIG EAST games at home and three on the road in 2009-10.

## DOMINIQUE JONES

USF was led by an explosive junior guard named Dominique Jones, who ended the year as the only player in the country averaging at least 21.0 points, 6.0 rebounds and 3.0 assists per game. At Providence, he had 46 points, 10 rebounds and 8 assists. He was a first team All-BIG EAST player, won the BIG EAST scoring title and was named to the AP Honorable Mention All-America Team.

**USF'S EIGHTH NIT APPEARANCE**

USF made its eighth NIT appearance and is now 4-8 in the postseason tournament. USF's NIT history is below:

Year	Record	Score	Opponent
2010	0-1	L, 58-57	vs. NC State
2002	0-1	L, 98-92	at Ball State
2000	0-1	L, 64-58	at New Mexico
1995	2-1	W, 74-67	vs. St. John's
		W, 75-59	vs. Coppin State
		L, 57-50 (ot)	at Marquette
1991	0-1	L, 76-66	vs. Fordham
1985	1-1	W, 77-66	vs. Wake Forest
		L, 68-61	at Louisville
1983	1-1	W, 81-69	vs. Fordham
		L, 65-57	at Mississippi
1981	0-1	L, 65-55	vs. Connecticut

**BULLS MATCH SECOND-BEST SCHOOL RECORD**

With their 20-13 overall record, the Bulls matched the school's second-best record set in 1989-90, when USF won 20 games and played in the NCAA Tournament. USF has collected 20 wins or more only three times in 39 seasons of men's basketball.

	Overall	Conf	Conf	Postseason
2009-10	20-13	BIG EAST	9-9	NIT (0-1)
1989-90	20-11	Sun Belt	9-5	NCAA (0-1)
1982-83	22-10	Sun Belt	8-6	NIT (1-1)

**NINE BIG EAST WINS**

With nine wins in BIG EAST play, USF more than doubled the previous best for wins in the BIG EAST after USF had just four last year. The last time USF had nine conference wins occurred in 2000-01, when the Bulls finished 9-7 in Conference USA and 18-13 overall.

**TOPS IN THE COUNTRY IN RECORD TURNAROUND**

At the end of conference tournament play, USF had made the second-biggest turnaround of all of the six major conferences, in terms of comparing last season's wins to this year. The Bulls were 9-22 last year and 4-14 in the league and are 20-12 overall and were 9-9 in the BIG EAST this season, for an 11-game turnaround. Kentucky leads the category with 12 more wins than they finished with last year.

Of the 320 college basketball teams in the NCAA, six teams have made bigger improvements than USF, including Coastal Carolina (+17), Loyola Marymount (+15), William & Mary (+12), Detroit (+13), Murray State (+11) and Lafayette (+11).

**Prior to Gilchrist Injury**

Record: 7-1 (Nov. 13 through Dec. 2)  
 Jones 16.4 ppg 6.3 rpg  
 Famous 11.5 ppg 7.6 rpg  
 Fitzpatrick 3.8 ppg 3.5 rpg

	USF	Opponent
Points/g	70.8	58.8
FG%	48.1	38.2
FT%	65.5	61.9
Reb/g	37.0	33.6

**USF without Gilchrist**

Record: 8-7 (Dec. 13 through Feb. 7)  
 Jones 24.8 ppg 6.1 rpg  
 Famous 11.6 ppg 7.8 rpg  
 Fitzpatrick 5.9 ppg 6.1 rpg

	USF	Opponent
Points/g	69.0	69.5
FG%	43.1	44.5
FT%	68.0	63.6
Reb/g	35.1	35.5

**2009-10 RECAP**

**LAST YEAR AFTER THE TOURNAMENT**

USF was 9-22 in 2008-09, with a 4-14 BIG EAST record, and the season was over. Three Bulls were scoring double digits (Dominique Jones 18.1, Jesus Verdejo 12.2, Augustus Gilchrist 10.2) and no player averaged more than 5.7 rebounds per game. Check out the comparisons below.

	2009-10	2008-09
Record	20-13	9-22
Points per Game	67.5	59.9
Field Goals	775-1757 (44.1%)	663-1660 (39.9%)
3pt Field Goals	133-470 (28.3%)	157-528 (29.7%)
Free Throws	543-796 (68.2%)	347-580 (59.8%)
Turnovers	415	389
Steals	205	162
Jones	21.4 ppg, 6.1 rpg	18.1 ppg, 5.6 rpg
Howard	10.3 ppg, 3.8 apg	7.7 ppg, 4.1 apg
Gilchrist	13.4 ppg, 6.1 rpg	10.2 ppg, 4.4 rpg

**HEATH HITS 150 WINS**

With the 99-93 victory over Providence on Feb. 27, Coach Stan Heath posted his 150th career win. He has a sweep of a BIG EAST team in all three of his seasons with the Bulls, doubling up wins on Rutgers (2007-08), DePaul (2008-09) and Providence (2009-10).

**FOUR PLAYERS IN DOUBLE DIGITS**

USF had four players scoring double digits, including Dominique Jones (21.4), Augustus Gilchrist (13.4), Jarrid Famous (10.4) and Chris Howard (10.3). The last time USF had four Bulls in double-figure scoring was in 1994-95. Those four scorers were Chucky Atkins (16.8), Jerome Robinson (14.5), Jesse Salters (14.3) and Donzel Rush (10.2).

**2009-10 STATISTICAL COMPARISON**

Team Statistics	USF (20-13)	Opp.
SCORING	2226	2176
Points per game	67.5	65.9
Scoring margin	+1.5	-
FIELD GOALS-ATT	775-1757	802-1876
Field goal pct	.441	.428
3 POINT FG-ATT	133-470	176-551
3-point FG pct	.283	.319
3-pt FG made per game	4.0	5.3
FREE THROWS-ATT	543-796	396-617
Free throw pct	.682	.642
F-Throws made per game	16.5	12.0
REBOUNDS	1170	1142
Rebounds per game	35.5	34.6
Rebounding margin	+0.8	-
ASSISTS	394	363
Assists per game	11.9	11.0
TURNOVERS	415	391
Turnovers per game	12.6	11.8
Turnover margin	-0.7	-
Assist/turnover ratio	0.9	0.9
STEALS	205	190
Steals per game	6.2	5.8
BLOCKS	117	113
Blocks per game	3.5	3.4

Score by Periods	1	2	OT	Totals
USF	1025	1176	25	2226
Opponents	993	1164	19	2176

**GILCHRIST - BEFORE AND AFTER**

With sophomore forward Augustus Gilchrist out with an ankle sprain from Dec. 7-Feb. 7, the Bulls were missing their second-highest scorer on the squad. See some notes below about his impact on the 2009-10 team prior to and since his return.

**GILCHRIST AVOIDING SOPHOMORE SLUMP**

Gilchrist was avoiding the sophomore slump prior to his injury, as his productivity had exploded. See comparisons below between last year, and before and after his injury.

	G	FG	3FG	FT	Rebounds	Points
2008-09	25	99-245 (.404)	14-43 (.326)	43-77 (.558)	42/69 (4.4)	255 (10.2)
Before	8	47-87 (.540)	8-11 (.727)	48-59 (.814)	25/34 (7.4)	150 (18.8)
After	10	33-78 (.423)	5-16 (.313)	20-31 (.645)	15/32 (4.7)	91 (9.1)

**GILCHRIST HOT FROM LONG RANGE**

In 18 games played, Gilchrist was 13-of-27 from long range this season for a 48.1 percent clip. He was 8-of-11 (73%) in his first eight games and was 5-of-16 (31.3%) since returning to the team on Feb. 13 against Marquette.

**TOP FIVE IN THE BIG EAST**

As of Dec. 8, before his injury, Gilchrist led the BIG EAST in three-point percentage, hitting 8-of-11 for a 72.7 percent clip. Gilchrist was also fifth in the league in scoring, averaging 18.8 ppg, and 12th in rebounding at 7.4 rpg.



The Last Time (Team)	USF	Opponent*
Won in Overtime	Dec. 1, 2010 (60-59 vs. VCU)	Dec. 31, 2010 (66-61 at UConn)
Lost in Overtime	Nov. 26, 2010 (L, 77-75 2ot, vs. No. 23 BYU)	
Played Two Overtimes	Nov. 26, 2010 (L, 77-75 2ot, vs. No. 23 BYU)	
Played Three Overtimes	Feb. 8, 1979 (L, 73-75, at New Orleans, 4ot)	
Shot 60 Percent in a Game	Nov. 21, 2010 (24-40, 60.0 percent, 1st half vs. Georgia Southern)	Jan. 3, 2003 (Colorado State, 63.0 percent)
Shot less than 30 Percent in a Game	March 10, 2010 (29.1 percent, vs. Georgetown)	March 9, 2010 (DePaul, 29.9 percent)
Shot less than 30 Percent in a Game (BIG EAST)	March 10, 2010 (29.1 percent, vs. Georgetown)	March 9, 2010 (DePaul, 29.9 percent)
Shot 50 Percent in Both Halves	Nov. 21, 2010 (62.5 percent 1st Half; 56.3 percent 2nd Half vs. Ga. Southern)	Jan. 6, 2011 (13-24, 54.2 percent 1st half; 15-24, 62.5 percent 2nd half, vs. Villanova)
Shot 60 Percent for a Half	Nov. 21, 2010 (15-24, 62.5 percent, 1st half vs. Georgia Southern)	Jan. 6, 2011 (15-24, 62.5 percent 2nd half, vs. Villanova)
Shot less than 30 Percent in a Half	Jan. 23, 2011 (7-of-28, 25.0 percent, 1st Half, at West Virginia)	Jan. 23, 2011 (9-of-31, 29.0 percent, 2nd half, at West Virginia)
Shot less than 20 Percent in a Half	Dec. 21, 2008 (4-of-21, 19.0 percent, 1st Half, vs. Wright State)	Dec. 15, 2005 (6-of-33, 18.2 percent, 2nd half, vs. FAU)
Shot less than 30 Percent in Both Halves	Jan. 10, 2004 (25.0, 1st Half; 27.6 2nd Half, vs. Louisville)	
Shot 55 Percent or Better and Lost	Dec. 21, 2005 (27-of-44, 61.4 percent, vs. Iowa State)	March 5, 2003 (Tulane, 55.4 percent)
Shot 100 Percent from the Free Throw Line	Feb. 27, 1981 (12-of-12, at Jacksonville)	March 7, 2009 (5-of-5, at Rutgers)
Shot 90 Percent from the Free Throw Line	Feb. 25, 2009 (94.4 percent at Seton Hall)	Dec. 27, 2006 (15-of-16, 93.8 percent, at UAB)
Shot less than 50 Percent from the Free Throw Line	March 9, 2010 (6-of-14, 42.9 percent, vs. Georgetown)	March 9, 2010 (3-of-8, 37.5 percent, vs. DePaul)
Shot 50 Percent from 3-point Line	March 6, 2010 (4-of-6, 66.7 percent, vs. UConn)	Jan. 20, 2011 (8-of-15, 53.3 percent, at Rutgers)
Failed to make a 3-point Field Goal	March 9, 2010 (vs. Georgetown)	
Attempted 40 Free Throws	Dec. 8, 2007 (40, vs. UAB)	
Attempted Less than Five Free Throws	Feb. 21, 2009 (3-of-3, at Connecticut)	Nov. 25, 2008 (4, vs. High Point)
Made 30 Free Throws	Feb. 27, 2010 (32, vs. Providence)	Jan. 19, 2005 (30, vs. Memphis)
Made 30 Field Goals	Feb. 27, 2010 (32, vs. Providence)	March 6, 2010 (30, vs. UConn)
Made 40 Field Goals	Nov. 22, 2002 (40, vs. Nova Southeastern)	
Made 10 3-point Field Goals	Nov. 23, 2010 (10 vs. Liberty)	Nov. 26, 2010 (10, vs. BYU)
Had 50 Rebounds	Nov. 26, 2010 (50, vs. BYU)	Jan. 5, 2008 (53, at Syracuse)
Had 20 Assists	Jan. 9, 2011 (22, vs. Louisville)	Jan. 9, 2011 (21, vs. Louisville)
Had 10 Steals	Jan. 23, 2010 (11, at Providence)	Jan. 20, 2011 (10, at Rutgers)
Had 10 Blocks	Dec. 22, 2010 (10, at Cleveland State)	Jan. 7, 2009 (10, vs. Louisville)
Had less than 10 Turnovers	Feb. 7, 2010 (5, at Notre Dame)	Jan. 23, 2011 (6, at West Virginia)
Scored 100 Points (Conference)	Jan. 23, 2010 (Won, 109-105, at Providence)	Jan. 23, 2010 (USF Won, 109-105, at Providence)
Scored 100 Points (Non-Conference)	Nov. 17, 2007 (Won, 100-69, vs. FAU)	Jan. 23, 2010 (USF Won, 109-105, at Providence)
Scored 50 Points in a Half	Jan. 16, 2011 (50 vs. Providence)	Jan. 23, 2010 (52, 2nd Half, Providence)
Scored less than 50 Points in a Game	Jan. 23, 2011 (46 at West Virginia)	Dec. 15, 2010 (49, vs. Auburn)
Scored less than 20 Points in 1st Half	Jan. 23, 2011 (16 at West Virginia)	March 9, 2010 (15, vs. DePaul)
Scored less than 20 Points in 2nd Half	March 7, 2009 (19, at Rutgers)	March 7, 2009 (19, at Rutgers)

The Last Time (Individual)	USF	Opponent*
Scored 30 Points	Jan. 31, 2010 (Dominique Jones, 37, vs. Pitt)	Nov. 26, 2010 (Jimmer Fredette, 32, vs. BYU)
Scored 35 Points	Jan. 31, 2010 (Dominique Jones, 37, vs. Pitt)	Jan. 6, 2010 (Luke Harangody, 36, vs. Notre Dame)
Scored 40 Points	Jan. 23, 2010 (Dominique Jones, 46, at Providence)	
Scored 20 Points in a Half	Feb. 3, 2010 (Dominique Jones, 22, 2nd Half, at Georgetown)	Dec. 22, 2010 (Norris Cole, 25, 2nd Half, at Cleveland State)
Two Players with 20 Points	Feb. 27, 2010 (Dominique Jones, 26; Augustus Gilchrist, 21; Chris Howard, 20)	Jan. 20, 2011 (Jonathan Mitchell, 20; James Beatty, 20, at Rutgers)
Three Players with 20 Points	Feb. 27, 2010 (Dominique Jones, 26; Augustus Gilchrist, 21; Chris Howard, 20)	Jan. 23, 2010 (Jamine Peterson, 26, Marshon Brooks, 25, Sharaud Curry, 24, at Providence)
A USF Player had Back-to-Back 25-point Games	Feb. 3, 2010 (Dominique Jones, 29, at Georgetown), Jan. 31, 2010 (37, vs. Pitt), Jan. 28, 2010 (28, vs. Seton Hall), Jan. 23, 2010 (46, vs. Providence)	
A USF Player had Three-Straight 25-point Games	Jan. 5, 2010 (Dominique Jones, 26, vs. Notre Dame), Jan. 10, 2010 (30, at Syracuse), and Jan. 13, 2010 (28, vs. West Virginia)	
No Player Scored in Double Figures	Dec. 4, 2010 at FAU	
Only One Player Scored in Double Figures	Nov. 23, 2010 (Mike Burwell, 15 points vs. Liberty)	Nov. 23, 2010 (Evan Gordon 15 points, vs. Liberty)
Five Players Scored in Double Figures	Jan. 16, 2011 (Hugh Robertson - 17, Jarrid Famous-15, Jawanza Poland-13, Augustus Gilchrist-10, Toarlyn Fitzpatrick-10) vs. Providence	Jan. 6, 2011 (Corey Stokes - 22, Dominic Cheek - 17, Maalik Wayns - 16, Corey Fisher - 12, Antonio Pena - 11) vs. Villanova
Double-Double	Jan. 23, 2011 (Augustus Gilchrist, 20p, 10r) at West Virginia	Jan. 23, 2011 (Casey Mitchell, 13p, 14r) at West Virginia
Two Players had a Double-Double	Dec. 18, 2010 (Jarrid Famous 11p, 10r, Hugh Robertson 19p, 11r) vs. JMU	Jan. 16, 2010 (Jonathan Mitchell, 13p, 11r; Hamady Ndiaye, 13p, 10r, Rutgers)
Double-Double with Points and Assists	Nov. 27, 2009 (Dominique Jones, 11 points, 10 assists, vs. FAU)	Jan. 14, 2009 (Levance Fields, 11 points, 13 assists, Pittsburgh)
Triple-Double	Dec. 7, 2006 (McHugh Mattis, 22 p, 10 r, 10 b, at Winston Salem State)	
Two Double-Doubles in a Row	Jan. 6, 2011 (Augustus Gilchrist, 16p, 10r) vs. Villanova Jan. 9, 2011 (Augustus Gilchrist, 25p, 10r) vs. Louisville	
Four Double-Doubles in a Row	Jan. 9, 2008 (Kentrell Gransberry, 26 points, 11 rebounds, vs. Pittsburgh); Jan. 5, 2008 (14 points, 13 rebounds, at Syracuse); Jan. 2, 2008 (20 points, 17 rebounds, vs. Rutgers); Dec. 29, 2007 (21 points, 14 rebounds, vs. Winston-Salem State)	
20 Points and 20 Rebounds	March 3, 2007 (Kentrell Gransberry, 26 points, 23 rebounds, at DePaul)	
Made 12 Field Goals	Jan. 23, 2010 (Dominique Jones, 15, at Providence)	Jan. 5, 2010 (Luke Harangody, 13, Notre Dame)
Made 5 Three-Point Field Goals	Nov. 23, 2010 (Mike Burwell, 5-7 vs. Liberty)	Jan. 6, 2011 (Corey Stokes, 5-5 vs. Villanova)
Made 10 Free Throws	Nov. 18, 2010 (Ron Anderson Jr, 10-11, at UCF)	Jan. 6, 2011 (Maalik Wayns, 10-12, vs. Villanova)
Had 15 Rebounds	Nov. 23, 2010 (Ron Anderson Jr, 17, vs. Liberty)	Feb. 7, 2010 (Luke Harangody, 15, Notre Dame)
Had 20 Rebounds	March 3, 2007 (Kentrell Gransberry, 23, at DePaul)	Jan. 25, 2003 (Erroyl Bing, 24, East Carolina)
Had 25 Rebounds	Feb. 22, 1990 (Hakim Shahid, 25, at Jacksonville)	
Two Players with 10 Rebounds	Jan. 23, 2011 (Ron Anderson Jr.-10, Augustus Gilchrist-10 at West Virginia)	Jan. 16, 2010 (Jonathan Mitchell, 11; Hamady Ndiaye, 10, Rutgers)
10 Assists	Jan. 9, 2011 (Anthony Crater - 10, vs. Louisville)	Jan. 14, 2009 (Levance Fields, 13, Pittsburgh)
15 Assists	Feb. 21, 1981 (Vince Reynolds, 15, vs. Georgia State)	
5 Blocked Shots	Jan. 7, 2009 (Augustus Gilchrist, 5, vs. Louisville)	Jan. 9, 2011 (Gorgui Dieng, 5, vs. Louisville)
5 Steals	Jan. 16, 2010 (Toarlyn Fitzpatrick, 5, vs. Rutgers)	Jan. 6, 2011 (Corey Fisher, 5, vs. Villanova)
Led in Points, Rebounds, Blocks and Steals	Dec. 7, 2006 (McHugh Mattis, 22 p, 10 r, 10 b, 3 s, at Winston Salem State)	
Led in Points, Rebounds and Assists	Jan. 23, 2010 (Dominique Jones, 46 p, 10 r, 8 a, at Providence)	
Played Every Minute	Feb. 20, 2010 (Dominique Jones, 40 minutes, vs. St. John's)	Jan. 23, 2011 (John Flowers, 40 minutes, at West Virginia)
Played More than 40 minutes	Dec. 31, 2010 (Jawanza Poland, 42 minutes at UConn)	Dec. 31, 2010 (Kemba Walker-43, Alex Oriakhi-41 at UConn)
Player Fouled Out of Game	Jan. 12, 2011 (Jawanza Poland, at Cincinnati)	Jan. 20, 2011 (Robert Lumpkins, at Rutgers)
USF Player Received A Technical Foul	Dec. 4, 2010 (Augustus Gilchrist, 16:32 left, 1st half at FAU)	Jan. 12, 2011 (Rashad Bishop, 7:24 left, 1st half at Cincinnati)
USF Coach Received A Technical Foul	March 1, 2009 (Stan Heath, 12:00 left, 2nd half, vs. West Virginia)	Dec. 15, 2010 (Tony Barbee, 3:45 left, 2nd half, Auburn)

\* Incomplete. Opponent statistics still being researched.

**USF VS. SOUTHERN MISS NOTES**

USF Starting 5- Anthony Crater G, Shaun Noriega G, Augustus Gilchrist F, Jarrid Famous F, Hugh Robertson F ... USF went on 8-0 run at 7:48 in first half to pull within two with 4:57 left ... First lead 15:29 of 2nd half (37-36) ... USF 10-0 run at 16:13 for a 42-36 lead at 14:08 ... USF did not score for final 4:14 of game. (15-0 SM run) ... USF did not have a FG in final 5:45 of game ... First career starts for Shaun Noriega and Hugh Robertson ... Jawanza Poland led team in scoring in USF debut with 12 points. (3 three-pointers).

**USF VS. ST FRANCIS NOTES**

USF's starters were: Augustus Gilchrist, Jarrid Famous, Hugh Robertson, Jawanza Poland, and Anthony Crater Jawanza Poland made his first career start at USF ... Sharp shooter Noriega hit his first three of the year just three minutes into the game. He finished the game with 4-of-6 from long range, and a career high 15 points ... A 6-0 run with threes from Noriega and Gilchrist gave USF their first lead, 21-20, with 6:40 minutes left in the first half ... USF's bench had 21 of the team's 38 points in the first half ... Noriega had 17 points in 20 games last season and had 15 points tonight against the Terriers ... USF connected on nine threes as a team. Last season's high was 10, which they did twice, against San Francisco and FAU ... USF shot 68.4 percent for the game and 39.1 percent from long range ... The USF bench scored 38 points in the game. Those reserve players include Ron Anderson Jr (16 points), Shaun Noriega (15 points), Shedrick Haynes (five points) and Toarlyn Fitzpatrick (2 points) ... Three players scored in double digits for the Bulls, including Ron Anderson Jr (16), Shaun Noriega (15), Jawanza Poland (15) ... Five players drained a three-pointer in the game - Noriega (4), Crater (2), Poland (1), Gilchrist (1) and Haynes (1).

**USF VS. UCF NOTES**

Stan Heath is 154-133 overall as a head coach and 42-56 in four seasons at USF ... USF falls to 19-6 all-time against UCF. USF is now 17-23 all-time in road openers ... For the second-straight game, USF's starters were: Anthony Crater, Jawanza Poland, Hugh Robertson, Augustus Gilchrist and Jarrid Famous ... USF held UCF scoreless for six minutes, including the last two minutes of the first half and the first four minutes of the second half ... The Bulls outrebounded the Knights, 17-12, in the first half and 37-30 for the entire game. USF has tied or outrebounded its opponent in all three games this season ... USF's bench scored 12 of the Bulls' 29 first-half points and 21 of the team's points for the game, led by Ron Anderson Jr's 18 ... USF scored the first points of the game (2-0) and didn't regain a lead until 13:55 left in the second half, when Anderson Jr received a pass from Hugh Robertson to give the Bulls a 41-40 lead. USF used a six-minute, 14-2 second-half run to get back into the game after being down 38-29 at the half ... Forward Ron Anderson Jr has back-to-back double-digit scoring nights off the bench after scoring 18 against UCF and 16 against St. Francis on Nov. 15 ... USF has three-straight games with at least two Bulls scoring in double-digits.

**USF VS. GEORGIA SOUTHERN NOTES**

USF Starting Five: G- Jawanza Poland, G- Anthony Crater, F- Augustus Gilchrist, F- Jarrid Famous, F- Hugh Robertson ... USF started with a 12-2 run to begin game for USF ... USF's big men - Famous, Fitzpatrick, Gilchrist and Anderson Jr. - scored 18 of the team's first 21 points. The only other bucket was a three by Anthony Crater ... In the first half, USF scored 39 points against Georgia Southern, which is the most this season by the Bulls. The previous high was 38 against St. Francis (Nov. 15) ... Augustus Gilchrist led the Bulls in scoring in the first half with 12 points and ended the night with his season high 23 points ... The Bulls never trailed in the game and led by as many as 17 points with 10:36 left in the second period ... Bulls shot a season high 62.5 percent from the field in the first half, hitting 15 of 24 shots. The team's previous high was 54.2 percent against St. Francis ... USF led 39-30 at the break, the Bulls' largest halftime lead this season. The previous high was a seven-point first-half lead against St. Francis (Nov. 15) ... Bulls went on 12-2 run at 13:33 mark and took 17-point lead. Georgia Southern countered with a 9-0 run, but USF went on a second 12-2 run to regain the 17-point lead with 10:36 left in the game ... Bulls shot a season high 60 percent from the field, hitting 24-of-40 shots. The previous high was 53 percent against St. Francis ... USF had four players in double figures for first time this season, including Gilchrist (23), Fitzpatrick (13), Famous (12) and Poland (10) ... Bulls scored a season-high 76 points in the victory over GSU ... Augustus Gilchrist scored a season high 23 points with a perfect 8-of-8 performance from the floor, which ties him for the USF record with the best shooting percentage in a game ... Anthony Crater dished out a career high seven assists against GSU ... Toarlyn Fitzpatrick tied his career high in scoring and just missed a double-double by one rebound in his 13-point, 9-rebound night. He added two blocks, two assists and a 2-of-3 night from long range to his stat line. The sophomore collected these numbers in just 16 minutes on the court ... Jarrid Famous had a season high 12 points.

**USF VS. LIBERTY NOTES**

Both Ron Anderson Jr. and Mike Burwell made their first USF-career starts ... Ron Anderson Jr.'s 15 first-half rebounds are more than any Bull pulled down in an entire game during the 2009-10 season ... Mike Burwell's game opening three was his first shot of the season and he finished 5-of-7 from the arc with a career-high 15 points ... The Bulls' 10 3-point field goals are the most this season, surpassing the nine they had against St. Francis ... Alberto Damour, a 6-6 senior from Poinciana, Fla., made his first appearance as a Bull ... Ron Anderson Jr. out rebounded the entire Liberty Flames team during the first half, 15 to 12 ... Anderson Jr. grabbed 15 rebounds to tie the school record (since the 2002-03 season) for most rebounds in a half ... After starting the game with a 5-5 tie, the Bulls went on a 10-0 run to make it 15-5. Later in the half they went on another 10-0 run to go ahead 29-10 ... The Bulls took a season-high 24-point lead at 8:07 in the second period against Liberty ... USF's 15-point halftime lead is the largest of the season, surpassing the nine-point lead against Georgia Southern ... Freshman guard LaVonte Dority scored a career high seven points, surpassing his two-point total against Georgia Southern ... USF took the 7-5 lead at 15:41 remaining in the first period and never lost it.

**USF VS. NO. 23 BYU NOTES**

USF is now 2-1 in the South Padre Invitational with wins over Georgia Southern and Liberty and the double-overtime loss to No. 23 BYU ... USF held BYU, who came into the game averaging 89 points per game, to just 61 points in regulation. The Bulls played stingy defense, holding the Cougars to just 23 points in the first half. BYU's Jimmer Fredette, who averages 23 points per game, scored seven of his team's first 13 points but ended the first half with only 11 points on a 4-of-9 shooting effort. He was 10-of-25 overall for the entire game ... USF is now 1-6 in double-overtime games, with the last 2OT win over Tulane, 81-76, on Feb. 27, 1999 ... USF drops to 11-84 against ranked teams, with three of those victories coming in Coach Stan Heath's last two seasons. Last year USF defeated No. 17 Pittsburgh and No. 7 Georgetown amidst a string of four-straight BIG EAST wins ... Despite USF big men being double-teamed in the post, USF outrebounded BYU 50-40, with Anderson Jr. leading the charge for the Bulls with 13 boards. Fitzpatrick added 11 rebounds ... USF continued to spread the wealth as five players scored the Bulls' first 10 points, including Anderson Jr, Augustus Gilchrist, Hugh Robertson, Jarrid Famous and Toarlyn Fitzpatrick ... Nine of the 10 Bulls who played in the game scored for USF, with six scoring at least eight points ... At the end of regulation, no Bulls had scored in double-digits. Gilchrist, Poland and Fitzpatrick each had nine points after two halves ... USF led the nationally-ranked Cougars 28-23 at the half ... The Bulls hit 20-of-26 free throws (76.9%) while BYU only connected on 17-of-34 (50%) ... USF has hit at least seven threes in a trio of games this season ... The Bulls held BYU to 32.1 percent (25-78) from the field. The Cougars were averaging 43.3 percent coming into the game. USF also held Jimmer Fredette to 1-of-7 shooting to start the game ... Hugh Robertson and sophomore Mike Burwell, in his second career start, set the tone defensively for the Bulls ... Sophomore Toarlyn Fitzpatrick came off the bench to record his second-career double-double with 10 points and 11 rebounds. His first double-double was his first career BIG EAST game, against Louisville, on Dec. 30, 2009 ... Fitzpatrick has connected on a long ball in his last three games and is 4-of-7 overall this season from downtown ... Junior Ron Anderson Jr. grabbed 13 rebounds, eight in the first half, for his second-straight night with double-digit rebounds. He didn't even play the last nine and a half minutes of the game after fouling out with 4:14 left in the first overtime ... Junior guard Anthony Crater sat out his second-straight game with a sprained left ankle. Mike Burwell started in his place both games.

**USF VS. TEXAS TECH NOTES**

USF starters were Mike Burwell, Jawanza Poland, Hugh Robertson, Augustus Gilchrist and Jarrid Famous. Anthony Crater was out again with a sprained left ankle ... Five Bulls scored in the first half, led by six from Jawanza Poland. He finished the night with 12 points ... Five USF players scored in double digits, including Ron Anderson Jr. (16), Shaun Noriega (13), Jawanza Poland (12), Augustus Gilchrist (10) and Jarrid Famous (10) ... The Bulls continued to dominate on the boards, outrebounding the Red Raiders 18-12 in the first half and 37-32 overall ... USF continued to struggle in the turnover column, giving the ball away 12 times, but also forced 12 turnovers by Texas Tech ... True freshman LaVonte Dority started in place of Mike Burwell in the second half after the sophomore guard injured his ankle in the first half. Burwell returned to the game midway through the second stanza.

**USF VS. RV/- VCU NOTES**

The game vs. VCU marks the second time in three games that USF goes into overtime ... USF is now 21-34 all-time in overtime games; 3-3 under head coach Stan Heath ... USF was 5-of-6 (83.3%) shooting in OT. - The USF defense held VCU's high-powered offense to 59 points after averaging 83.8 PPG coming into the game. VCU also came into the game averaging 10.8 threes per game, but only hit eight against the Bulls ... USF continues to dominate the glass, outrebounding the Rams 45-35 ... USF scored 32 of their 60 points in the paint and 12 points came from long range ... Junior guard Anthony Crater returned to the lineup after missing three games with a left ankle sprain ... USF's starters were Ron Anderson Jr., Augustus Gilchrist, Hugh Robertson, Jawanza Poland and Anthony Crater ... Ron Anderson Jr. earned his first double-double of the season with 10 points and 13 rebounds. He now has more than 10 rebounds in three of his last four games, all three of which are starts ... Hugh Robertson earned a career high in points with 14. He started the game with a duo of three pointers ... Four Bulls scored in double-digits against VCU - Hugh Robertson (14), Augustus Gilchrist (12), Jawanza Poland (11), Ron Anderson Jr. (10) ... Jawanza Poland tallied six assists and Anthony Crater had five handouts.

**USF AT FAU NOTES**

USF starters for the game: Anthony Crater, Mike Burwell, Hugh Robertson, Augustus Gilchrist, Jarrid Famous, which is the sixth different line up of the year ... Both of senior Jarrid Famous' first-half field goals were dunks ... Junior guard Sherrick Haynes scored six points in the game, tying his career high. He previously scored six points against Southern Miss on Nov. 12 ... USF's first three-point bucket of the game was by Jawanza Poland early in the second half ... FAU is the first team to rebound USF this season. (35-29) ... Jarrid Famous led the team in scoring with 9 points. (3-6 from the floor) ... USF's bench outscored FAU's 26-10 ... USF's defense forced 16 FAU turnovers.

**USF AT KENT STATE NOTES**

USF starters: Anthony Crater, Jawanza Poland, Hugh Robertson, Toarlyn Fitzpatrick and Ron Anderson, Jr. ... Fitzpatrick made his first start of the season after being in the first five 22 times as a true freshman ... Fitzpatrick hit a pair of threes in the game, matching his career high of two against Georgia Southern earlier this season ... USF has shot less than 40 percent in five straight halves, dating back to the second half of the VCU game on December 1 ... Despite not having the two tallest players on the team at the game, USF outrebounded KSU 21-18 in the first half and 41-39 for the game. USF has outrebounded its opponent in all but one game this season ... Coach Stan Heath returned to the MAC Center for the first time since leading the Golden Flashes to the Elite 8 in 2002. Kent State had a pregame recognition and a couple of players from the team were on hand for the recognition of the team. ... Senior Jarrid Famous and junior Augustus Gilchrist did not make the trip to Ohio due to personal reasons.

**USF VS. AUBURN NOTES**

USF starters: Anthony Crater, Jawanza Poland, Hugh Robertson, Toarlyn Fitzpatrick, Ron Anderson Jr. ... The Bulls attempted 39 free throws in the game, the most since the 33 attempted against Texas Tech in the South Padre Invitational on Nov. 27. USF had totaled only 29 free throw attempts in its last three games ... USF held Auburn to 34 percent shooting from the field ... Six Bulls scored USF's first 18 points, led by four apiece from Jawanza Poland and Ron Anderson Jr. ... Ron Anderson Jr. grabbed 12 rebounds in the game, the fourth game he has totaled double-digit boards ... Hugh Robertson scored 12 points against Auburn, his third double-digit scoring game this season ... USF continued its streak of outrebounding its opponents, winning the battle of the boards 40-28 ... Junior Anthony Crater dished out seven assists. His previous career high was also seven, which he totaled against Georgia Southern on Nov. 21, 2010 ... USF had only one turnover in the first 11 minutes of the second half after totaling 11 in the first stanza ... USF took a 12-point lead, the largest of the game to that point, with a little less than eight minutes left in the game ... Jarrid Famous scored a season-high 15 points against Auburn and attempted a career-high 13 free throws, hitting a career-high nine. His previous highs were 12 points this season and career highs of seven FT made and 11 attempted.

**USF VS. JAMES MADISON NOTES**

USF starters: Anthony Crater, Jawanza Poland, Hugh Robertson, Ron Anderson Jr., Jarrid Famous ... As a team, USF hit nine threes in the game (39.1 percent), the second-most of the season behind the 10 made against Liberty. ... USF opened with an 11-0 run, but JMU countered with a 15-2 run of their own ... Bulls senior Jarrid Famous scored all 11 of his points in the first half. This follows his season-high 15 points against Auburn on Wednesday. He also recorded his eighth career double-double. Junior Hugh Robertson knocked down a pair of long balls on his way to 10 first-half points. He ended the night with 19 points, surpassing his career high of 14 set against the other Colonial Conference opponent, VCU on Dec. 1. Robertson also grabbed 11 rebounds to record his first double-double in a USF uniform ... Sophomore Jawanza Poland recorded a career-high 19 points, topping his previous high of 15 points, which tallied did twice. Three Bulls scored in double digits, the most since the game against VCU on Dec. 1 when four Bulls hit for more than 10.

**USF AT RV/- CLEVELAND STATE NOTES**

USF starters: Anthony Crater, Jawanza Poland, Hugh Robertson, Ron Anderson Jr. and Jarrid Famous ... As a team, USF blocked a season-high 10 shots in the game, a tally that surpasses the nine blocked against No. 23 BYU in the South Padre Invitational ... The Bulls grabbed 47 rebounds as a team, led by 13 from Anderson Jr. The season high is 50 against No. 23 BYU on Nov. 26 ... All of USF's seven losses have been by eight points or less ... Coming off of his first double-double of the season (vs. JMU), Jarrid Famous scored a career-high 22 points and pulled down a season-high 11 rebounds at Cleveland State. Famous now has nine career double-doubles. Famous' previous career high was 18 points at Notre Dame on Feb. 7, 2010 ... Forward Ron Anderson Jr. grabbed five rebounds and blocked two shots in the first four minutes, and ended the night with 13 rebounds, four blocked shots and seven points ... Junior Augustus Gilchrist returned to the court for the first time since the FAU game after some "philosophical differences" with the team. Gilchrist ended the night with 12 points ... USF is now 1-3 all-time against Cleveland State, while Heath is 0-2 against CSU ... USF is 1-2 against teams in national polls with a 60-59 overtime victory against RV VCU on Dec. 1 and a 77-75 double-overtime loss against No. 23 BYU on Nov. 26 in the South Padre Invitational.

**USF AT SETON HALL NOTES**

USF starters Anthony Crater, Jawanza Poland, Hugh Robertson, Ron Anderson Jr., Jarrid Famous ... The Bulls are 1-5 in BIG EAST openers and in BIG ESAT road openers ... Seton Hall outrebounded the Bulls 34-32, only the second team to do so this season, in addition to FAU on Dec. 4 ... In what's been hindering the Bulls, USF only committed six turnovers in the first half but added 11 in the second to end with 17 for the game. USF came into the game averaging 16.8 turnovers per game ... With 14 points against Seton Hall, junior Hugh Robertson has scored in double-digits in four-straight games ... Since his return to the team, junior Augustus Gilchrist has scored 12 points at Seton Hall and 12 at Cleveland State on Dec. 22 ... For the third-straight game, at least three Bulls scored in double digits. Against Seton Hall, those three players were Hugh Robertson 14, Augustus Gilchrist 12, Jarrid Famous 11 and Jawanza Poland 10.

**USF AT No. 4 UCONN NOTES**

USF starters: Mike Burwell, Jawanza Poland, Hugh Robertson, Augustus Gilchrist and Jarrid Famous. Burwell's start was the fifth of his career and his first since Dec. 4 at FAU. Gilchrist made his first start since the Dec. 4 game at FAU ... USF is 1-2 in overtime games this season, with the other loss being a double-overtime game against No. 23 BYU, and 21-35 overall in overtime ... Junior guard Anthony Crater had a career-high four three-pointers and finished the night with a career-high 14 points. His previous career high was 10, which he scored against Rutgers on Jan. 16, 2010 ... Junior forward Augustus Gilchrist scored nine of his 21 points in the first half. He also had five rebounds in the first stanza and ended with eight. His season high is 23 vs. Georgia Southern on Nov. 21, 2010.

**USF VS. NO. 7 VILLANOVA NOTES**

USF Starters: Ron Anderson Jr, Augustus Gilchrist, Hugh Robertson, Anthony Crater and Shaun Noriega. Noriega's start was the second of his career and his first since Nov. 12 against Southern Miss ... Noriega scored in double-digits for the third time in his career. His career high is 15, which came on Nov. 15, 2010 against St. Francis ... Hugh Robertson has a six-game double-digit scoring streak ... USF set a season high in attendance: 4,510. The previous season-high came against Southern Miss on Nov. 12: 3,689 ... USF used an 8-0 run from 10:16 to 8:49 in the first half. The score was 19-18 VU after the run ... USF took the first lead of the game since 2-0 with a dunk off an offensive rebound by Ron Anderson Jr. with three minutes left in the half, making the score 28-27 ... Augustus Gilchrist registered his second career double-double. Gilchrist's first was against DePaul in 2009 ... USF outrebounded Villanova 31-27. USF has outrebounded all but two of their opponents this season (FAU and Seton Hall).

**USF VS. NO. 23 LOUISVILLE NOTES**

USF starters: Anthony Crater, Shaun Noriega, Hugh Robertson, Ron Anderson Jr., Jarrid Famous ... USF set a season high in assists with 22. The previous high was 20, which came against St. Francis on Nov. 15 ... USF has only lost one game by more than nine points this season (Villanova) ... USF matched their season high free throw shooting percentage with 76.9 percent. Their first night of shooting 76.9 from the stripe came against BYU on Nov. 26 ... USF set a season high in first half points and most points in a half with 48. The previous high for first half points came against Georgia Southern (39). The previous high for points in a half came against Texas Tech (45) in the South Padre Invitational ... Shaun Noriega started for the third time this year, and second-straight game. His other starts came against Southern Miss and Villanova ... Shaun Noriega has scored multiple 3-pt field goals in back-to-back games after only hitting one in the previous seven games ... Shaun Noriega made a 3-pt field goal to tie the game at 18 at 11:50 in the first half. Noriega has connected from the 3-pt line in back-to-back games for the first time this season ... Jawanza Poland scored eight points off the bench in the first 7:30 of the game ... Augustus Gilchrist made his first 3-pt. field goal since Dec. 1 against VCU ... With his 25 points and 10 rebounds, Gilchrist registered a double-double in back-to-back games. His first double-double of the season came against Villanova, when he had 16 points and 10 rebounds ... Gilchrist set a season high 25 points against UofL. His previous high (23) came against Georgia Southern on Nov. 21 ... Anthony Crater set a career high with 10 assists. Crater's previous career high in assists (8) came against Villanova ... LaVonte Dority connected on his first field goal attempt since Nov. 27th against Texas Tech. The shot was a three-pointer, his second of the season ... Louisville guard Preston Knowles has averaged 20 points per game in the last 5 games, going 21-of-43. The Bulls held Knowles to 12 points, shooting 3-of-9 from the field and 2-of-6 from the three-point line.)

**USF AT NO. 25 CINCINNATI**

USF's starters were Anthony Crater, Shaun Noriega, Hugh Robertson, Augustus Gilchrist and Jarrid Famous ... USF shot a season high 87.5 percent at the free throw line. The previous high is 76.9 percent, which they tallied both against Louisville and BYU, hitting 20-of-26 in both games ... The Bulls are 7-22 against Cincinnati and Coach Stan Heath is 2-3 against the Bearcats ... USF is 11-88 against ranked teams and 1-15 against Cincinnati when the Bearcats have been ranked. Coach Stan Heath is 3-19 against ranked teams in his USF career ... With two treys in the second half, sophomore Shaun Noriega has hit multiple threes in three-straight games. Against Villanova he had three and vs. Louisville, he had four ... Ron Anderson Jr. scored 13 points, the most since playing against Texas Tech when he scored 16 points. It was the junior forward's first double-digit scoring night since playing Kent State (12/12) when he scored 10 points ... Senior Jarrid Famous scored in double digits for the first time since the Dec. 28 game at Seton Hall, which was his fourth-straight double-digit night, dating back to the Dec. 15 game vs. Auburn ... Sophomore guard Jawanza Poland scored 10 points, hitting 5-of-7 from the field and jamming a pair of monstrous dunks. Poland, who fouled out with eight minutes left in the game, has back-to-back nights of scoring in double digits after hitting Louisville for 14 on Jan. 9.

**USF VS. PROVIDENCE NOTES**

USF earned its first BIG EAST Conference win of the season with the 79-72 victory over Providence ... USF scored more than 70 points for the fourth-straight game. Prior to this streak, USF had not scored more than 70 points in nine-straight games ... USF has won the last three meetings against Providence, improving the Bulls' overall record to 4-5 against the Friars ... USF defense held Vincent Council to just two points. Council came into the game averaging 15 points per night ... USF won the rebounding battle 45-39, holding Providence's leading rebounder Bilal Dixon to only two rebounds. Dixon averages 8.1 rebounds per game ... USF shot 52.9 percent from the field in the second half after shooting only 30.3 percent in the first half ... USF outshot Providence from the free throw line, shooting 82.6 percent (19-23) for the game while PC shot a mere 52.6 percent (10-19) ... Jarrid Famous registered his 10th career double-double. Famous is tied for fifth in the BIG EAST for most career double doubles. Famous tied a career high in rebounds with 14. Famous had 14 rebounds on Dec. 22 against Cleveland State. Against Providence, he had nine rebounds and seven points in the first eight minutes of the game ... Hugh Robertson had his first double-digit scoring performance, with 17 points, since Jan. 6 against Villanova. Robertson has had nine double-digit scoring performances this season ... Jawanza Poland made his first three-point field goal since Dec. 18th against James Madison and his first trey in BIG EAST Conference play ... Jawanza Poland had his third straight double-digit scoring performance with 13 points. He has scored in double digits 12 times this season ... Shaun Noriega has made a three-point field goal in four straight games ... Anthony Crater had six assists, making it his sixth game this season with five or more assists.

**USF AT RUTGERS NOTES**

USF starters were Anthony Crater, Jawanza Poland, Hugh Robertson, Augustus Gilchrist, Jarrid Famous ... USF went 15-of-17 from the free throw line, shooting a season-high 88.2 percent. USF's highest previous free throw shooting performance, 87.5 percent, came against Cincinnati on Jan. 12 ... USF has shot over 80 percent from the free throw line for three straight games and has shot over 70 percent from the free throw line for five games in a row ... USF's first three scores came from the three-point line, with two from Anthony Crater and one from Mike Burwell ... USF lost its 12th game by nine points or less ... Jawanza Poland has made 18 free throws in BIG EAST play and has hit 16 in a row ... Jawanza Poland scored 11 points against Rutgers, the fourth-straight game he has scored in double digits ... Augustus Gilchrist scored 14 points, extending his double-digit scoring streak to eight games ... Mike Burwell connected on his first three-point field goal since hitting two against Auburn on Dec. 15.

**USF AT NO. 21 WEST VIRGINIA NOTES**

USF's starters were Anthony Crater, Jawanza Poland, Hugh Robertson, Ron Anderson Jr. and Augustus Gilchrist ... USF held WVU to only two three-point field goals. WVU averages six treys a game ... Jawanza Poland made both of his free throws on the day. Poland has made 18 consecutive free throws and 25 of his last 27 attempts ... Jawanza Poland hit the team's only three-pointer of the game, a trey in the second half ... Augustus Gilchrist has collected seven or more rebounds in six of his last seven games ... Augustus Gilchrist notched his third double-double of the season by scoring 20 points and grabbing 10 rebounds. His other double-doubles came against Louisville and Villanova ... Augustus Gilchrist matched a season high with 10 rebounds, also registering 10 rebounds against Louisville, Villanova and Southern Miss ... Ron Anderson Jr. had 10 rebounds for his first double-digit rebounding performance since he collected 13 boards against Cleveland State on Dec. 22 ... WVU is one of only three teams to rebound USF this year. Seton Hall and FAU were the other two teams to rebound USF ... The Bulls shot a season-low 31.4 percent (16-51) from the field.

**USF 75, ECKERD 58 (EXHIBITION)**  
Nov. 1, 2010 Tampa, Fla. (Sun Dome)

Player	fg-a	3-a	ft-a	o-d-tot	pf	tp	a	to	blk	s	min
KEARSE	2-9	0-2	5-7	0-3-3	4	9	0	1	1	0	19
TAYLOR	2-5	0-1	1-1	2-1-3	3	5	1	0	1	0	21
SEARS	3-12	1-2	2-2	1-0-1	0	9	0	0	0	1	20
HARPER	4-9	0-1	0-1	0-5-5	4	8	0	3	0	2	24
FAUCHER	1-4	0-0	0-0	3-0-3	5	2	1	2	0	0	8
GRAY	0-1	0-0	0-0	0-0-0	1	0	0	3	0	0	19
BODNEY	0-0	0-0	4-4	0-0-0	0	4	1	2	0	2	16
O'GARRO	0-0	0-0	0-0	0-0-0	0	0	0	1	0	0	2
FENSTERMAKER	0-0	0-0	0-0	0-0-0	0	0	0	0	0	0	2
MACK	0-2	0-0	4-4	0-0-0	1	4	0	2	0	0	16
TABAKOVIC	0-0	0-0	0-0	0-0-0	0	0	0	0	0	0	1
WADE	3-4	0-0	1-2	2-3-5	2	7	1	0	0	2	19
AGRESS	1-4	0-0	2-2	1-0-1	1	4	1	1	0	1	15
OKOLIE	1-4	0-0	4-7	0-2-2	0	6	0	3	1	1	18
TEAM				4-1-5							
Totals	17-54	1-6	23-30	13-15-28	21	58	9	19	2	10	200

TOTAL FG% 1st: 6-27 22.2% 2nd: 11-27 40.7% Game: 31.5%  
3-Pt. FG% 1st: 1-6 16.7% 2nd: 0-0 0.0% Game: 16.7%  
F Throw % 1st: 12-15 80.0% 2nd: 11-15 73.3% Game: 76.7%

**USF**

Player	fg-a	3-a	ft-a	o-d-tot	pf	tp	a	to	blk	s	min
ANDERSON Jr	6-6	0-0	2-2	1-3-4	2	4	2	3	2	0	20
FAMOUS	3-5	0-0	3-5	3-4-7	4	9	1	2	2	0	24
POLAND	3-5	0-2	2-3	0-3-3	2	8	2	2	1	2	18
NORIEGA	4-9	1-6	0-0	1-0-1	4	9	2	2	0	1	28
BURWELL	3-5	2-3	4-4	1-3-4	3	12	4	4	0	1	27
DORITY	1-1	1-1	3-4	0-2-2	2	6	2	1	0	2	17
CRATER	0-1	0-1	0-0	0-2-2	1	0	2	2	0	0	13
GILCHRIST	5-11	1-1	3-6	1-7-8	1	14	0	2	4	0	28
FITZPATRICK	3-3	1-1	2-2	1-5-6	5	9	1	4	3	0	13
ROBERTSON	2-2	0-0	0-0	2-0-2	2	4	0	1	0	1	12
Totals	25-48	6-15	19-26	10-29-39	26	75	16	23	12	7	200

TOTAL FG% 1st: 12-23 52.2% 2nd: 13-25 52.0% Game: 52.1%  
3-Pt. FG% 1st: 4-8 50.0% 2nd: 2-7 28.6% Game: 40.0%  
F Throw % 1st: 15-21 71.4% 2nd: 4-5 80.0% Game: 73.1%

**Score by Periods**

ECM	1st	2nd	Total
ECM	25	33	58
USF	43	32	75

Points in the paint-ECM 24,USF 24. Points off turnovers-ECM 11,USF 22.  
2nd chance points-ECM 11,USF 14. Fast break points-ECM 2,USF 4.  
Bench points-ECM 25,USF 33. Score tied-1 time. Lead changed-3 times.  
Last FG-ECM 2nd-00:52, USF 2nd-00:58.  
Largest lead-ECM by 2 1st-19:22, USF by 22 2nd-07:53.

**SOUTHERN MISS 60, USF 53**  
Nov. 12, 2010 Tampa, Fla. (Sun Dome)

**SOUTHERN MISS**

Player	fg-a	3-a	ft-a	o-d-tot	pf	tp	a	to	blk	s	min
AVARZA	1-6	0-1	0-0	5-1-6	1	2	0	0	1	0	19
FLOWERS	5-8	1-2	4-6	0-5-5	4	15	0	3	2	1	20
HORTON	6-12	0-2	2-2	0-4-4	1	14	3	3	0	0	30
JOHNSON	0-5	0-1	3-4	0-4-4	3	3	4	1	0	2	39
NEWBILL	3-3	0-0	3-4	1-2-3	3	9	1	0	0	0	20
PAGE	1-8	1-6	3-5	1-4-5	2	6	1	0	0	0	27
BOLDEN	0-0	0-0	0-1	0-1-1	2	0	0	0	0	0	3
PELHAM	1-4	0-0	1-3	1-0-1	3	3	0	1	1	1	24
STONE	1-1	0-0	0-0	1-0-1	1	2	0	0	0	0	6
PHILLIPS	3-3	0-0	0-0	1-1-2	2	6	1	1	1	0	12
TEAM				0-4-4							
Totals	21-50	2-12	16-25	10-26-36	22	60	10	9	5	4	200

TOTAL FG% 1st: 13-32 40.6% 2nd: 8-18 44.4% Game: 42.0%  
3-Pt. FG% 1st: 2-8 25.0% 2nd: 0-4 0.0% Game: 16.7%  
F Throw % 1st: 4-9 44.4% 2nd: 12-16 75.0% Game: 64.0%

**USF**

Player	fg-a	3-a	ft-a	o-d-tot	pf	tp	a	to	blk	s	min
GILCHRIST	4-16	0-3	0-2	3-7-10	4	8	0	4	1	0	25
FAMOUS	4-5	0-0	2-3	4-4-8	0	10	1	0	1	0	28
ROBERTSON	1-3	0-1	1-2	1-2-3	3	3	2	0	1	25	
CRATER	1-3	1-2	1-2	0-4-4	3	4	3	2	0	0	26
NORIEGA	0-5	0-3	1-3	1-2-3	2	1	1	0	1	1	24
ANDERSON	1-1	0-0	3-4	2-3-5	3	5	0	0	1	1	14
DORITY	0-1	0-0	0-0	0-0-0	1	0	0	0	0	0	5
POLAND	3-9	3-5	3-5	3-1-4	2	12	1	3	0	1	28
HAYNES	2-4	1-3	1-2	0-1-1	3	6	3	1	0	0	9
BURWELL	0-0	0-0	0-0	0-0-0	0	0	0	0	0	0	2
FITZPATRICK	2-5	0-1	0-0	0-2-2	4	4	1	1	0	0	14
TEAM				1-1-2							
Totals	18-52	5-18	12-23	15-27-42	25	53	12	13	4	4	200

TOTAL FG% 1st: 9-26 34.6% 2nd: 9-26 34.6% Game: 34.6%  
3-Pt. FG% 1st: 3-10 30.0% 2nd: 2-8 25.0% Game: 27.8%  
F Throw % 1st: 7-14 50.0% 2nd: 5-9 55.6% Game: 52.2%

**Score by Periods**

Southern Miss	1st	2nd	Total
Southern Miss	32	28	60
USF	28	25	53

Points in the paint-USM 22,USF 18. Points off turnovers-USM 16,USF 13.  
2nd chance points-USM 8,USF 9. Fast break points-USM 0,USF 0.  
Bench points-USM 17,USF 27. Score tied-4 times.  
Lead changed-4 times. Attendance: 3689  
Last FG-USM 2nd-00:40, USF 2nd-05:45.  
Largest lead-USM by 10 1st-08:49, USF by 9 2nd-08:01.

**USF 74, ST. FRANCIS 71**  
Nov. 15, 2010 Tampa, Fla. (Sun Dome)

**ST. FRANCIS**

Player	fg-a	3-a	ft-a	o-d-tot	pf	tp	a	to	blk	s	min
PERUNICIC	4-9	4-7	1-2	1-4-5	4	13	1	1	0	0	29
BENNETT	4-9	2-4	2-3	2-4-6	5	12	2	2	0	2	26
HARRINGTON	0-1	0-0	0-0	0-0-0	2	0	0	0	1	1	16
CALLOWAY	1-6	0-0	2-3	2-0-2	1	4	7	4	0	1	29
CADELL	9-15	6-9	4-6	0-3-3	1	28	3	1	0	3	38
CHMIELEWSKI	0-1	0-1	0-0	0-1-1	1	0	2	2	0	0	19
TRIVIC	3-3	1-1	0-1	1-0-1	2	7	1	1	0	1	11
CLARK	0-1	0-0	0-0	0-1-1	1	0	1	0	0	0	5
MILK	3-4	0-0	1-1	2-1-3	4	7	1	3	2	0	27
TEAM				1-4-5							
Totals	24-49	13-22	10-16	9-18-27	21	71	17	16	3	7	200

TOTAL FG% 1st: 12-27 44.4% 2nd: 12-22 54.5% Game: 49.0%  
3-Pt. FG% 1st: 6-10 60.0% 2nd: 7-12 58.3% Game: 59.1%  
F Throw % 1st: 1-1 100% 2nd: 9-15 60.0% Game: 62.5%

**USF**

Player	fg-a	3-a	ft-a	o-d-tot	pf	tp	a	to	blk	s	min
GILCHRIST	3-5	1-2	0-1	1-4-5	0	7	0	1	0	1	27
FAMOUS	2-4	0-0	1-3	3-4-7	2	5	0	4	1	0	16
ROBERTSON	1-5	0-3	1-1	0-2-2	1	3	1	1	1	1	16
POLAND	5-9	1-4	4-5	0-0-0	4	15	5	2	2	2	23
CRATER	2-4	2-4	0-0	0-0-0	3	6	4	3	0	2	28
ANDERSON	7-9	0-0	2-4	2-1-3	2	16	2	2	1	0	24
DORITY	0-0	0-0	0-0	0-0-0	0	0	0	0	0	0	4
HAYNES	1-5	1-4	2-2	0-0-0	1	5	6	0	0	0	26
NORIEGA	5-8	4-6	1-1	1-3-4	2	15	0	0	0	0	21
BURWELL	0-0	0-0	0-0	0-0-0	0	0	0	0	0	0	2
FITZPATRICK	0-0	0-0	2-2	0-3-3	3	2	1	1	0	0	13
TEAM				2-1-3							
Totals	26-49	9-23	13-19	9-18-27	18	74	20	14	6	6	200

TOTAL FG% 1st: 13-24 54.2% 2nd: 13-25 52.0% Game: 53.1%  
3-Pt. FG% 1st: 6-14 42.9% 2nd: 3-9 33.3% Game: 39.1%  
F Throw % 1st: 6-11 54.5% 2nd: 7-8 87.5% Game: 68.4%

**Score by Periods**

SFNY	1st	2nd	Total
SFNY	31	40	71
USF	38	36	74

Points in the paint-SFNY 20,USF 28. Points off TO-SFNY 16,USF 17.  
2nd chance points-SFNY 10,USF 6. Fast break points-SFNY 6,USF 2.  
Bench points-SFNY 14,USF 38. Score tied-4 times.  
Lead changed-5 times. Attendance: 2722  
Last FG-SFNY 2nd-00:45, USF 2nd-02:04.  
Largest lead-SFNY by 7 1st-13:45, USF by 10 2nd-16:07.

**UCF 65, USF 59**  
Nov. 18, 2010 Orlando, Fla. (UCF Arena)

**USF**

Player	fg-a	3-a	ft-a	o-d-tot	pf	tp	a	to	blk	s	min
GILCHRIST	7-14	0-0	0-0	1-3-4	4	14	0	3	0	0	26
FAMOUS	1-2	0-0	0-0	1-4-5	2	2	0	2	0	0	15
POLAND	3-6	2-3	1-2	1-2-3	4	9	0	4	0	1	21
CRATER	0-3	0-2	1-2	0-0-0	4	1	2	3	0	0	37
ROBERTSON	5-9	1-2	1-5	2-6-8	4	12	5	0	2	35	
ANDERSON Jr	4-7	0-0	10-11	3-4-7	3	18	3	2	1	0	28
DORITY	0-0	0-0	0-0	0-0-0	0	0	0	0	0	0	2
HAYNES	0-1	0-0	0-0	0-0-0	2	0	1	0	0	0	5
NORIEGA	1-5	1-5	0-0	1-1-2	2	3	0	1	0	0	20
BURWELL	0-0	0-0	0-0	0-0-0	0	0	0	0	0	0	0+
FITZPATRICK	0-2	0-0	0-1	1-3-4	1	0	1	2	0	0	11
TEAM				2-2-4							
Totals	21-49	4-12	13-21	12-25-37	26	59	11	18	1	3	200

TOTAL FG% 1st: 9-20 45.0% 2nd: 12-29 41.4% Game: 42.9%  
3-Pt. FG% 1st: 1-3 33.3% 2nd: 3-9 33.3% Game: 33.3%  
F Throw % 1st: 10-16 62.5% 2nd: 3-5 60.0% Game: 61.9%

**UCF**

Player	fg-a	3-a	ft-a	o-d-tot	pf	tp	a	to	blk	s	min
DIKITE	0-0	0-0	1-2	0-1-1	1	1	0	1	0	0	12
CLANTON	2-5	1-1	6-6	3-2-5	3	11	2	1	2	1	23
HERZOG	1-3	0-0	0-0	0-2-2	0	2	0	1	1	2	16
ROMPZA	5-7	2-2	3-4	1-4-5	2	15	4	2	0	2	31
JORDAN	1-7	1-3	7-9	1-2-3	4	10	1	1	0	0	25
MCCOMBS	1-1	0-0	0-0	1-2-3	1	2	0	0	0	0	14
SOSA	4-11	2-8	3-6	0-1-1	3	13	3	3	0	0	32
YOUNG	0-2	0-2	0-0	0-0-0	1	0	0	0	0	0	7
GAYNOR											

**BYU 77, USF 75 2OT - SOUTH PADRE INVITATIONAL**  
Nov. 26, 2010 South Padre, Texas

Player	fg-a	3-a	ft-a	o-d-tot	pf	tp	a	to	blk	s	min
ANDERSON Jr	4-6	0-0	0-0	2-11	5	8	2	6	2	0	28
GILCHRIST	5-10	1-2	3-5	1-4-5	4	14	0	2	2	0	29
POLAND	4-12	2-4	2-2	2-3-5	3	12	1	2	0	1	32
BURWELL	2-4	0-1	5-7	0-4-4	3	9	4	6	1	0	44
ROBERTSON	2-5	1-3	1-2	0-1-1	5	6	0	0	0	0	23
DORITY	0-0	0-0	0-0	0-0-0	0	0	0	0	0	0	4
HAYNES	1-3	1-3	0-0	0-1-1	0	3	0	2	0	1	12
NORIEGA	2-6	1-4	0-0	0-2-2	2	5	2	0	0	0	35
FAMOUS	2-5	0-1	4-4	1-3-4	1	8	1	2	2	0	25
FITZPATRICK	2-3	1-1	5-6	3-8-11	3	10	0	1	2	0	18
TEAM				2-2-4							
Totals	24-54	7-19	20-26	11-39-50	26	75	10	21	9	3	250

TOTAL FG%	1st: 9-26 34.6%	2nd: 10-20 50.0%	Game: 44.4%
3-Pt. FG%	1st: 3-7 42.9%	2nd: 3-9 33.3%	Game: 36.8%
F Throw %	1st: 7-8 87.5%	2nd: 10-12 83.3%	Game: 76.9%

**No. 23 BYU**

Player	fg-a	3-a	ft-a	o-d-tot	pf	tp	a	to	blk	s	min
Davies	1-10	0-0	2-6	4-2-6	4	4	1	0	1	0	34
Hartsock	3-10	0-1	0-0	6-1-7	4	6	4	1	2	2	44
Emery	6-15	5-13	3-4	1-2-3	3	20	2	0	0	3	37
Collinsworth	2-6	0-1	1-2	1-1-2	0	5	2	1	0	0	21
Fredette	10-25	4-8	8-8	0-3-3	2	32	4	2	1	5	46
Abouo	3-8	1-2	1-6	4-4-8	3	8	0	1	0	0	31
Magnusson	0-2	0-0	1-2	1-0-1	2	1	0	0	0	0	13
Zylstra	0-1	0-1	1-2	1-0-1	0	1	1	0	0	0	11
Martineau	0-1	0-0	0-0	0-1-1	1	0	1	0	0	1	4
Anderson	0-0	0-0	0-4	0-0-0	0	0	0	0	0	0	6
Rogers	0-0	0-0	0-0	0-0-0	0	0	0	0	0	0	3
TEAM				3-5-8							
Totals	25-78	10-26	17-34	21-19-40	19	77	15	5	4	12	250

TOTAL FG%	1st: 9-30 30.0%	2nd: 10-30 33.3%	Game: 32.1%
3-Pt. FG%	1st: 2-7 28.6%	2nd: 6-14 42.9%	Game: 38.5%
F Throw %	1st: 3-11 27.3%	2nd: 12-17 70.6%	Game: 50.0%

**Score by Periods**

	1st	2nd	OT	OT2	Total
USF	28	33	8	6	75
No. 23 BYU	23	38	8	8	77

Points in the paint-USF 28, BYU 26. Points off turnovers-USF 11, BYU 20.  
2nd chance points-USF 9, BYU 14. Fast break points-USF 2, BYU 4.  
Bench points-USF 26, BYU 10. Score tied-15 times.  
Lead changed-9 times. Attendance: 1100  
Last FG-USF 02-00:59, BYU 02-00:01.  
Largest lead-USF by 10 2nd-16:19, BYU by 4 1st-10:55.  
Technical fouls-USF-GILCHRIST, Augustus. No. 23 BYU-None.

**USF 61, TEXAS TECH 61 - SOUTH PADRE INVITE**  
Nov. 27, 2010 South Padre, Texas

Player	fg-a	3-a	ft-a	o-d-tot	pf	tp	a	to	blk	s	min
Reese	3-5	0-0	2-2	0-4-4	5	8	1	2	2	5	24
Lewandowski	3-7	0-0	2-2	4-5-9	4	8	1	1	1	0	36
Singletary	4-11	0-3	3-3	1-3-4	4	11	0	3	0	0	29
Roberson	5-16	2-7	4-7	0-4-4	1	16	4	3	0	4	40
Tairu	1-8	1-5	4-4	1-1-2	3	7	1	0	0	4	29
Davis	0-1	0-0	0-0	2-2-4	1	0	4	1	0	1	18
Willis	1-2	1-2	0-0	0-0-0	3	3	1	1	0	0	9
Crockett	3-7	0-1	2-2	1-2-3	2	8	0	2	0	0	15
TEAM				0-2-2							
Totals	20-57	4-18	17-20	9-23-32	23	61	12	13	3	14	200

TOTAL FG%	1st: 8-23 34.8%	2nd: 12-34 35.3%	Game: 35.1%
3-Pt. FG%	1st: 3-9 33.3%	2nd: 1-9 11.1%	Game: 22.2%
F Throw %	1st: 4-5 80.0%	2nd: 13-15 86.7%	Game: 85.0%

**USF**

Player	fg-a	3-a	ft-a	o-d-tot	pf	tp	a	to	blk	s	min
GILCHRIST	3-6	0-1	4-10	2-7-9	1	10	0	2	1	0	29
FAMOUS	4-6	0-0	2-2	1-2-3	3	10	0	0	0	0	16
POLAND	4-8	0-3	4-5	0-3-3	4	12	4	1	3	28	
BURWELL	0-4	0-3	1-2	0-0-0	5	1	2	2	1	0	21
ROBERTSON	0-6	0-3	2-4	0-8-8	3	2	3	2	0	0	28
ANDERSON Jr	5-6	0-0	6-6	1-5-6	2	16	2	1	0	1	27
DORITY	0-2	0-1	0-0	1-2-3	0	0	0	0	0	0	14
HAYNES	0-0	0-0	0-0	0-1-1	2	0	1	3	0	1	8
NORIEGA	3-5	3-5	4-4	0-1-1	1	13	0	1	0	0	21
FITZPATRICK	0-1	0-0	0-0	0-0-0	0	0	0	1	0	0	8
TEAM				3-0-3							
Totals	19-44	3-16	23-33	8-29-37	21	64	12	19	3	6	200

TOTAL FG%	1st: 6-19 31.6%	2nd: 13-25 52.0%	Game: 43.2%
3-Pt. FG%	1st: 1-10 10.0%	2nd: 2-6 33.3%	Game: 18.8%
F Throw %	1st: 6-8 75.0%	2nd: 17-25 68.0%	Game: 69.7%

**Score by Periods**

	1st	2nd	Total
Texas Tech	23	38	61
USF	19	45	64

Points in the paint-TTU 20, USF 24. Points off turnovers-TTU 19, USF 10.  
2nd chance points-TTU 10, USF 5. Fast break points-TTU 8, USF 2.  
Bench points-TTU 11, USF 29. Score tied-6 times.  
Lead changed-7 times. Attendance: 500  
Last FG-TTU 2nd-05:47, USF 2nd-02:04.  
Largest lead-TTU by 10 1st-05:21, USF by 3 2nd-13:54.

**USF 60, VCU 59 (OT)**  
Dec. 1, 2010 Tampa, Fla. (Sun Dome)

Player	fg-a	3-a	ft-a	o-d-tot	pf	tp	a	to	blk	s	min
Skeen	5-7	1-1	5-6	2-4-6	3	16	0	3	2	1	37
Veal	0-2	0-0	0-2	0-1-1	1	0	0	0	0	0	13
Rodriguez	2-7	2-5	0-0	1-4-5	2	6	2	2	0	2	35
Burgess	5-12	4-5	1-2	5-8-13	3	15	2	2	1	0	41
Nixon	4-10	0-4	1-3	1-2-3	3	9	2	4	1	2	35
Reddic	0-0	0-0	0-0	0-0-0	0	0	0	0	0	0	3
Theus	0-2	0-0	0-0	0-0-0	1	0	2	0	0	0	8
Brandenberg	2-4	0-1	0-0	0-1-1	0	4	1	0	0	3	15
Daniels	0-1	0-1	0-0	0-0-0	1	0	0	0	0	0	3
Rozzell	3-10	1-5	2-2	1-2-3	2	9	3	0	0	1	32
Haley	0-0	0-0	0-0	0-0-0	0	0	0	0	0	0	2
Hinton	0-0	0-0	0-0	0-0-0	0	0	0	0	0	0	1
TEAM				1-2-3							
Totals	21-55	8-22	9-15	11-24-35	16	59	12	11	4	9	225

TOTAL FG%	1st: 8-26 30.8%	2nd: 12-26 46.2%	Game: 38.2%
3-Pt. FG%	1st: 3-12 25.0%	2nd: 10-50.0%	Game: 36.4%
F Throw %	1st: 1-2 50.0%	2nd: 3-7 42.9%	Game: 60.0%

**USF**

Player	fg-a	3-a	ft-a	o-d-tot	pf	tp	a	to	blk	s	min
ANDERSON Jr	4-9	0-0	2-3	9-4-13	4	10	2	0	4	1	33
GILCHRIST	5-10	1-1	1-2	2-3-5	4	12	1	1	2	3	36
ROBERTSON	6-12	2-3	0-0	0-6-6	2	14	1	1	0	1	38
POLAND	5-15	0-2	1-1	1-2-3	2	11	6	3	0	2	39
CRATER	1-5	0-3	0-0	1-2-3	2	2	5	4	0	1	29
DORITY	0-0	0-0	0-0	0-0-0	0	0	0	1	0	0	3
HAYNES	0-1	0-1	0-0	0-1-1	0	0	1	1	0	0	8
NORIEGA	1-6	1-5	2-2	0-0-0	0	5	0	0	0	0	11
BURWELL	0-0	0-0	1-1	0-0-0	1	0	0	0	0	0	6
FAMOUS	2-4	0-0	0-0	3-1-4	0	4	0	1	1	0	13
FITZPATRICK	1-3	0-0	0-0	1-3-4	1	2	1	1	0	0	9
TEAM				2-4-6							
Totals	25-65	4-15	6-9	19-26-45	16	60	17	13	7	8	225

TOTAL FG%	1st: 12-29 41.4%	2nd: 10-31 32.3%	Game: 38.5%
3-Pt. FG%	1st: 4-10 40.0%	2nd: 0-5 0.0%	Game: 26.7%
F Throw %	1st: 2-3 66.7%	2nd: 2-3 66.7%	Game: 66.7%

**Score by Periods**

	1st	2nd	OT	Total
VCU	20	32	7	59
USF	30	22	8	60

Points in the paint-VCU 26, USF 32. Points off turnovers-VCU 18, USF 11.  
2nd chance points-VCU 15, USF 16. Fast break points-VCU 4, USF 4.  
Bench points-VCU 13, USF 11. Score tied-1 time.  
Lead changed-2 times. Attendance: 2921  
Last FG-VCU 02-02:30, USF 02-02:48.  
Largest lead-VCU by 12nd-00:40, USF by 18 1st-06:47.

**USF 61, AUBURN 49**  
Dec. 15, 2010 Tampa, Fla. (Sun Dome)

Player	fg-a	3-a	ft-a	o-d-tot	pf	tp	a	to	blk	s	min
Chubb	2-6	0-0	0-0	2-0-2	5	4	1	1	1	0	17
Langford	1-3	0-1	0-0	0-2-2	5	2	0	3	1	0	11
Malone	6-14	3-6	3-4	1-4-5	1	18	1	1	0	0	32
Neysmith	2-4	0-0	0-0	0-2-2	4	4	1	2	0	0	15
Ross	3-7	2-3	3-4	1-5-6	2	11	1	1	0	0	28
Payne	0-4	0-1	0-0	2-3-5							

**JAMES MADISON 66, USF 61**  
Dec. 18, 2010 Sun Dome (Tampa, Fla.)

**James Madison, 8-3**

Player	fg-a	3-a	ft-a	o-d-tot	pf	tp	a	to	blks	min
Bowles	9-18	0-0	6-8	2-5-7	3	24	1	0	0	39
Goins	2-6	0-0	1-2	4-7-11	3	5	0	0	0	19
Wells	3-10	1-5	1-2	1-2-3	4	8	2	1	1	2
Hitchens	3-7	2-5	0-0	0-3-3	2	8	2	2	0	1
Moore	2-5	1-2	9-13	0-2-2	2	14	2	1	1	3
Diouf	0-1	0-1	0-0	1-0-1	0	0	0	0	0	2
Semenov	3-5	1-2	0-1	2-0-2	3	7	1	0	0	19
Jackson	0-0	0-0	0-0	0-3-3	0	0	1	0	0	0
TEAM				1-1-2						
Totals	22-52	5-15	17-26	11-23-34	17	66	9	6	2	6

TOTAL FG% 1st: 11-32 34.4% 2nd: 11-20 55.0% Game: 42.3%  
3-Pt. FG% 1st: 3-10 30.0% 2nd: 2-5 40.0% Game: 33.3%  
FThrow % 1st: 5-7 71.4% 2nd: 12-19 63.2% Game: 65.4%

**USF 6-6**

Player	fg-a	3-a	ft-a	o-d-tot	pf	tp	a	to	blks	min
ANDERSON Jr	1-6	0-0	1-4	6-3-9	5	3	4	2	0	29
FAMOUS	5-12	0-0	1-1	5-5-10	5	11	0	2	2	0
ROBERTSON	6-10	4-6	3-5	3-8-11	3	19	4	1	1	38
POLAND	7-18	3-9	2-2	1-2-3	1	19	2	2	1	35
CRATER	2-6	2-5	1-2	1-4-5	2	7	2	3	0	1
HAYNES	0-1	0-1	0-0	0-0-0	0	0	0	0	0	3
NORIEGA	0-0	0-0	2-2	0-0-0	1	2	0	0	0	9
BURWELL	0-1	0-1	0-0	0-0-0	1	0	0	0	0	5
FITZPATRICK	0-2	0-1	0-0	1-2-3	5	0	0	2	0	16
TEAM				0-2-2						
Totals	21-56	9-23	10-16	17-26-43	23	61	12	14	4	5

TOTAL FG% 1st: 13-27 48.1% 2nd: 8-29 27.6% Game: 37.5%  
3-Pt. FG% 1st: 3-10 30.0% 2nd: 6-13 46.2% Game: 39.1%  
FThrow % 1st: 5-7 71.4% 2nd: 5-9 55.6% Game: 62.5%

**Score by Periods**

	1st	2nd	Total
James Madison	30	36	66
USF	34	27	61

Points in the paint-JMU 26,USF 18. Points off turnovers-JMU 16,USF 7.  
2nd chance points-JMU 8,USF 12. Fast break points-JMU 0,USF 0.  
Bench points-JMU 7,USF 2. Score tied-7 times.  
Lead changed-7 times. Attendance: 2850  
Last FG-JMU 2nd-01:14, USF 2nd-00:58.  
Largest lead-JMU by 5 2nd-00:14, USF by 14 1st-15:51.

**NO. 4 UCONN 66, USF 61 (OT)**  
Dec. 31, 2010 XL Center (Hartford, Conn.)

**USF (6-9, 0-2)**

Player	fg-a	3-a	ft-a	o-d-tot	pf	tp	a	to	blks	min
GILCHRIST	7-14	0-0	7-11	2-6-8	4	21	1	5	1	38
FAMOUS	2-5	0-0	2-5	3-3-6	4	6	1	1	0	20
POLAND	1-13	0-6	0-0	3-3-6	3	2	0	2	0	42
BURWELL	0-0	0-0	0-0	0-0-0	1	0	0	0	0	9
ROBERTSON	5-9	1-4	0-0	1-2-3	1	11	0	0	0	40
ANDERSON Jr	2-4	0-1	1-1	0-2-2	5	5	1	1	1	22
DORITY	0-0	0-0	0-0	0-0-0	1	0	0	1	0	1
CRATER	5-7	4-5	0-0	0-3-3	2	14	4	3	0	1
HAYNES	0-0	0-0	0-0	0-0-0	1	0	0	1	0	2
NORIEGA	0-0	0-0	0-0	0-0-0	0	0	0	0	0	1
FITZPATRICK	1-3	0-0	0-1	1-1-2	2	2	1	2	0	11
TEAM				4-6-10						
Totals	23-55	5-16	10-18	14-26-40	24	61	8	16	2	6

TOTAL FG% 1st: 11-27 40.7% 2nd: 11-22 50.0% Game: 41.8%  
3-Pt. FG% 1st: 3-7 42.9% 2nd: 1-5 20.0% Game: 31.3%  
FThrow % 1st: 3-5 60.0% 2nd: 7-13 53.8% Game: 55.6%

**UConn (11-1, 1-1)**

Player	fg-a	3-a	ft-a	o-d-tot	pf	tp	a	to	blks	min
SMITH	1-8	0-3	2-2	3-2-5	0	4	1	0	2	0
ORIAKHI	6-9	0-0	3-4	1-2-3	3	15	0	0	2	41
OKWANDU	1-2	0-0	0-0	1-0-1	4	2	0	1	0	16
LAMB	1-6	0-2	2-2	1-1-2	2	4	1	2	1	20
WALKER	7-18	1-5	9-11	1-7-8	0	24	4	2	0	43
COMBES-McDANIEL	1-2	0-0	4-4	1-1-2	0	6	1	0	0	13
GIFFEY	0-2	0-1	0-0	1-2-3	2	0	0	0	0	6
OLANDER	1-3	0-1	0-0	0-2-2	5	2	0	1	0	15
NAPIER	3-6	1-2	2-3	3-3-6	2	9	2	3	0	32
TEAM				1-2-3						
Totals	21-56	2-14	22-26	13-22-35	18	66	9	9	5	5

TOTAL FG% 1st: 9-23 39.1% 2nd: 10-25 40.0% Game: 37.5%  
3-Pt. FG% 1st: 1-6 16.7% 2nd: 1-6 16.7% Game: 14.3%  
FThrow % 1st: 9-10 90.0% 2nd: 9-12 75.0% Game: 84.6%

**Score by Periods**

	1st	2nd	OT	Total
USF	28	30	3	61
UConn	28	30	8	66

Points in the paint-USF 26,UConn 26. Pts off turnovers-USF 13,UConn 21.  
2nd chance pts-USF 10,UConn 14. Fast break points-USF 4,UConn 8.  
Bench points-USF 21,UConn 17. Score tied-6 times.  
Lead changed-4 times. Attendance: 12,599  
Last FG-USF OT-00:00, UConn OT-01:24.  
Largest lead-USF by 9 2nd-10:49, UConn by 8 1st-17:15.

**CLEVELAND STATE 69, USF 62**  
Dec. 22, 2010 Wolstein Center (Cleveland, Ohio)

**USF 6-7**

Player	fg-a	3-a	ft-a	o-d-tot	pf	tp	a	to	blks	min
ANDERSON Jr	3-7	0-0	1-2	4-9-13	2	7	3	3	4	0
FAMOUS	9-14	0-0	4-4	5-6-11	1	22	0	2	0	31
POLAND	1-7	0-3	3-4	0-6-6	4	5	3	1	2	0
CRATER	0-0	0-0	1-2	0-3-3	2	1	3	0	0	28
ROBERTSON	5-10	1-3	0-1	2-2-4	2	11	5	2	1	38
DORITY	0-0	0-0	0-0	0-1-1	0	0	0	1	0	3
HAYNES	0-0	0-0	0-0	0-1-1	0	0	0	0	0	3
NORIEGA	1-3	1-3	0-0	0-0-0	2	3	0	2	0	0
BURWELL	0-1	0-0	0-0	0-0-0	1	0	0	1	0	4
GILCHRIST	5-8	0-0	2-2	1-3-4	2	12	2	6	1	19
FITZPATRICK	0-0	0-0	1-2	1-3-4	0	1	1	0	1	8
TEAM				1-1-2						
Totals	24-50	2-9	12-17	14-35-49	16	62	13	24	10	3

TOTAL FG% 1st: 10-26 38.5% 2nd: 14-24 58.3% Game: 48.0%  
3-Pt. FG% 1st: 0-2 0.0% 2nd: 2-7 28.6% Game: 22.2%  
FThrow % 1st: 6-9 66.7% 2nd: 6-8 75.0% Game: 70.6%

**Cleveland State 13-1**

Player	fg-a	3-a	ft-a	o-d-tot	pf	tp	a	to	blks	min
KAMCZYC	1-3	1-3	0-0	0-2-2	3	3	1	1	0	19
POGUE	2-8	0-0	1-4	4-4-8	3	5	2	1	4	30
HARMON	2-12	0-5	0-0	2-0-2	1	4	1	0	4	36
MONTGOMERY	8-17	3-8	2-3	0-1-1	0	21	2	0	0	36
COLE	11-21	2-6	3-3	1-2-3	2	27	3	0	1	30
WOODS	0-2	0-0	0-0	0-0-0	0	0	1	0	1	8
MCCOY	0-1	0-1	0-1	0-0-0	1	0	0	0	1	12
NDAYE	3-4	0-0	1-2	4-3-7	3	7	0	1	2	19
LATAS	1-1	0-0	0-0	0-1-1	3	2	0	0	0	10
TEAM				2-0-2						
Totals	28-69	6-23	7-13	11-15-26	16	69	10	4	4	14

TOTAL FG% 1st: 11-34 32.4% 2nd: 17-35 48.6% Game: 40.6%  
3-Pt. FG% 1st: 1-9 11.1% 2nd: 5-14 35.7% Game: 26.1%  
FThrow % 1st: 1-6 16.7% 2nd: 6-7 85.7% Game: 53.8%

**Score by Periods**

	1st	2nd	Total
USF	26	36	62
Cleveland State	24	45	69

Points in the paint-USF 34,CSU 40. Points off turnovers-USF 2,CSU 22.  
2nd chance points-USF 15,CSU 11. Fast break points-USF 2,CSU 11.  
Bench points-USF 16,CSU 9. Score tied-11 times.  
Lead changed-4 times. Attendance: 4711  
Last FG-USF 2nd-00:10, CSU 2nd-02:12.  
Largest lead-USF by 7 1st-05:29, CSU by 10 2nd-04:27.

**NO. 7 VILLANOVA 83, USF 71**  
Jan. 6, 2010 Sun Dome (Tampa, Fla.)

**Villanova 13-1 (2-0)**

Player	fg-a	3-a	ft-a	o-d-tot	pf	tp	a	to	blks	min
PENA	5-8	0-0	1-6	3-4-7	4	11	3	1	0	33
YAROU	0-4	0-0	0-0	0-1-1	2	0	0	0	2	0
WAYNS	3-6	0-0	10-12	1-3-4	3	16	9	4	0	35
FISHER	6-14	0-3	0-0	1-1-2	2	12	6	1	0	35
STOKES	6-8	5-5	5-5	1-4-5	3	22	3	0	0	26
CHEEK	6-6	4-4	1-2	0-2-2	4	17	0	2	0	22
SUTTON	1-1	0-0	1-2	0-0-0	2	3	0	1	0	10
BELL	0-0	0-0	0-0	0-0-0	1	0	0	0	0	5
ARMWOOD	1-1	0-0	0-0	0-0-0	1	2	0	0	0	16
TEAM				1-5-6						
Totals	28-48	9-12	18-27	7-20-27	22	83	21	9	2	11

TOTAL FG% 1st: 13-24 54.2% 2nd: 15-24 62.5% Game: 58.3%  
3-Pt. FG% 1st: 3-4 75.0% 2nd: 6-8 75.0% Game: 75.0%  
FThrow % 1st: 6-10 60.0% 2nd: 12-17 70.6% Game: 66.7%

**USF 6-10 (0-3)**

Player	fg-a	3-a	ft-a	o-d-tot	pf	tp	a	to	blks	min
ANDERSON Jr	2-4	0-0	1-5	4-1-5	4	5	0	0	0	20
GILCHRIST	5-14	0-3	6-7	6-4-10	3	16	1	1	1	35
ROBERTSON	3-9	1-2	4-6	0-1-1	3	11	1	4	0	29
CRATER	3-5	1-3	0-0	1-3-4	3	7	8	1	0	34
NORIEGA	3-11	3-9	4-4	0-1-1	0	13	0	2	1	0
DORITY	0-0	0-0	0-0	0-0-0	2	0	2	0	0	9
POLAND	3-5	0-1	0-0	0-1-1	4	6	1	1	0	13
HAYNES	1-1									

**NO. 25 CINCINNATI 74, USF 66**  
Jan. 12, 2011 Fifth Third Arena (Cincinnati, Ohio)

**USF 6-12, 0-5**

Player	fg-a	3-a	ft-a	o-d-tot	pf	tp	a	to	blks	min
GILCHRIST	3-11	0-2	5-6	3-4-7	3	11	4	4	0	30
FAMOUS	3-6	0-0	3-4	0-5-5	4	9	0	2	0	21
CRATER	2-3	1-1	2-2	0-0-0	3	7	3	4	0	1
NORIEGA	2-6	2-5	2-2	1-2-3	1	8	0	1	0	23
ROBERTSON	2-7	0-2	0-0	3-3-6	3	4	1	1	0	26
ANDERSON Jr	3-4	0-0	7-8	1-6-7	3	13	0	1	1	20
DORITY	1-2	0-0	0-0	0-0-0	1	2	0	1	0	14
POLAND	5-7	0-1	0-0	0-1-1	5	10	2	1	1	19
BURWELL	0-0	0-0	0-0	0-0-0	0	0	0	0	0	3
FITZPATRICK	0-0	0-0	2-2	0-1-1	1	2	0	2	1	0
TEAM				0-2-2						
Totals	21-46	3-11	21-24	8-24-32	24	66	8	18	3	5 200

TOTAL FG% 1st: 12-25 48.0% 2nd: 9-21 42.9% Game: 45.7%  
3-Pt. FG% 1st: 1-7 14.3% 2nd: 2-4 50.0% Game: 27.3%  
FThrow % 1st: 7-8 87.5% 2nd: 14-16 87.5% Game: 87.5%

**Cincinnati 16-1, 3-1**

Player	fg-a	3-a	ft-a	o-d-tot	pf	tp	a	to	blks	min
BISHOP	2-5	0-2	0-0	1-2-3	3	4	2	1	0	0 18
THOMAS	0-1	0-1	0-0	0-2-2	5	0	0	0	0	0 12
GATES	3-6	0-0	3-6	0-3-3	2	9	0	1	0	3 30
WRIGHT	1-7	1-4	8-10	0-3-3	4	11	5	1	0	0 30
DIXON	4-8	1-4	2-4	1-5-6	0	11	0	1	0	0 28
JACKSON	1-1	0-0	1-2	0-0-0	1	3	1	2	1	2 10
DAVIS	1-3	1-2	0-0	1-1-2	0	3	2	1	0	1 18
WILKS	2-6	0-2	8-8	2-0-2	4	12	1	0	0	4 23
KILPATRICK	6-10	4-5	2-3	1-2-3	0	18	3	0	0	0 23
MCCLAIN	1-1	0-0	0-0	0-0-0	0	2	0	0	0	0 5
PARKER	0-0	0-0	1-2	0-0-0	1	0	0	0	0	0 3
TEAM				1-0-1						
Totals	21-48	7-20	25-35	7-18-25	19	74	14	8	1	10 200

TOTAL FG% 1st: 13-27 48.1% 2nd: 8-21 38.1% Game: 43.8%  
3-Pt. FG% 1st: 4-12 33.3% 2nd: 3-8 37.5% Game: 35.0%  
FThrow % 1st: 7-11 63.6% 2nd: 18-24 75.0% Game: 71.4%

Technical fouls: USF-None. Cincinnati-BISHOP, Rashad.

**Score by Periods**

	1st	2nd	Total
USF	32	34	66
Cincinnati	37	37	74

Points in the paint-USF 26, CIN 22. Points off turnovers-USF 13, CIN 16.  
2nd chance points-USF 8, CIN 7. Fast break points-USF 8, CIN 10.  
Bench points-USF 27, CIN 39. Score tied-2 times.  
Lead changed-8 times. Attendance: 6201  
Last FG-USF 2nd-00:35, CIN 2nd-04:00.  
Largest lead-USF by 6 1st-06:50, CIN by 11 2nd-12:16.

**USF AT WEST VIRGINIA**  
Jan. 23, 2011 WVU Coliseum (Morgantown, W.Va.)

**USF 7-14 (1-7)**

Player	fg-a	3-a	ft-a	o-d-tot	pf	tp	a	to	blks	min
ANDERSON Jr	3-6	0-0	0-1	5-5-10	2	6	0	1	1	1 23
GILCHRIST	6-12	0-0	8-11	3-7-10	1	20	0	6	1	0 33
POLAND	3-10	1-5	2-2	0-2-2	3	9	1	3	0	0 31
CRATER	1-6	0-3	0-0	0-1-1	0	2	2	0	0	0 34
ROBERTSON	1-8	0-2	2-2	1-5-6	3	4	3	3	0	0 35
DORITY	0-0	0-0	0-0	0-1-1	3	0	0	0	0	0 6
NORIEGA	0-3	0-3	1-2	0-0-0	0	1	0	0	0	1 6
BURWELL	0-1	0-0	0-0	0-2-2	2	0	0	1	0	0 8
FAMOUS	1-4	0-0	0-0	1-2-3	4	2	0	1	0	0 11
FITZPATRICK	1-1	0-0	0-0	1-2-3	1	2	0	1	0	0 13
TEAM				3-0-3						
Totals	16-51	1-13	13-18	14-27-41	19	46	6	16	2	2 200

TOTAL FG% 1st: 7-28 25.0% 2nd: 9-23 39.1% Game: 31.4%  
3-Pt. FG% 1st: 0-6 0.0% 2nd: 1-7 14.3% Game: 7.7%  
FThrow % 1st: 2-3 66.7% 2nd: 11-15 73.3% Game: 72.2%

**West Virginia 13-5 (4-2)**

Player	fg-a	3-a	ft-a	o-d-tot	pf	tp	a	to	blks	min
THOROUGHMAN	0-1	0-0	0-0	1-3-4	4	0	4	0	1	1 23
JONES	6-15	0-1	1-2	3-2-5	3	13	0	1	0	0 29
FLOWERS	5-12	1-2	2-3	4-3-7	3	13	2	1	3	3 40
MITCHELL	6-19	1-5	0-0	7-7-14	1	13	0	0	0	0 33
BRYANT	2-9	0-3	2-2	0-0-0	1	6	4	1	0	1 30
WEST	0-0	0-0	0-0	0-0-0	0	0	0	0	0	0 1
KILICLI	3-8	0-0	2-5	2-6-8	2	8	1	2	1	0 27
MAZZULLA	0-0	0-0	3-4	0-0-0	2	3	1	1	0	1 13
PEPPER	0-2	0-0	0-0	0-0-0	0	0	0	0	0	0 4
TEAM				4-3-7						
Totals	22-66	2-11	10-16	21-24-45	16	56	12	6	5	6 200

TOTAL FG% 1st: 13-35 37.1% 2nd: 9-31 29.0% Game: 33.3%  
3-Pt. FG% 1st: 1-7 14.3% 2nd: 1-4 25.0% Game: 18.2%  
FThrow % 1st: 0-0 0.0% 2nd: 10-16 62.5% Game: 62.5%

**Score by Periods**

	1st	2nd	Total
USF	16	30	46
West Virginia	27	29	56

Points in the paint-USF 20, WVU 26. Points off turnovers-USF 0, WVU 12.  
2nd chance points-USF 12, WVU 15. Fast break points-USF 0, WVU 2.  
Bench points-USF 5, WVU 11. Score tied-5 times.  
Lead changed-1 time. Attendance: 10744  
Last FG-USF 2nd-00:22, WVU 2nd-01:28.  
Largest lead-USF by 2 1st-19:44, WVU by 16 2nd-15:32.

**USF 79, PROVIDENCE 72**  
Jan. 16, 2011 Sun Dome (Tampa, Fla.)

**Providence 11-8 (0-6)**

Player	fg-a	3-a	ft-a	o-d-tot	pf	tp	a	to	blks	min
BROOKS	11-24	0-3	6-8	2-1-3	4	28	3	4	2	3 40
BATTS	7-13	2-2	3-7	6-5-11	3	19	1	2	0	1 32
DIXON	4-6	0-0	0-1	0-2-2	3	8	1	0	1	0 20
COLEMAN	3-7	0-0	1-3	0-3-3	1	7	5	1	0	0 30
COUNCIL	1-8	0-4	0-0	2-5-7	4	2	8	4	0	1 36
MONDY	2-5	1-4	0-0	1-2-3	3	5	1	0	0	0 29
EVANS	1-2	1-2	0-0	0-2-2	0	3	0	0	0	0 5
GIPLAYE	0-1	0-0	0-0	0-0-0	2	0	0	0	2	0 2
HALL	0-0	0-0	0-0	2-2-4	0	0	0	0	0	0 6
TEAM				4-0-4						
Totals	29-66	4-15	10-19	17-22-39	20	72	19	11	5	5 200

TOTAL FG% 1st: 19-33 57.6% 2nd: 10-33 30.3% Game: 43.9%  
3-Pt. FG% 1st: 1-5 20.0% 2nd: 3-10 30.0% Game: 26.7%  
FThrow % 1st: 2-4 50.0% 2nd: 8-15 53.3% Game: 52.6%

**USF 7-12 (1-5)**

Player	fg-a	3-a	ft-a	o-d-tot	pf	tp	a	to	blks	min
ANDERSON Jr	3-5	0-0	2-2	0-6-6	1	8	0	2	0	0 21
FAMOUS	7-13	0-0	1-2	7-7-14	2	15	1	0	0	1 24
ROBERTSON	6-14	2-3	3-3	5-2-7	4	17	4	2	0	1 32
POLAND	2-11	1-3	8-8	2-2-4	2	13	3	1	0	1 35
CRATER	1-4	0-1	1-2	0-3-3	3	3	6	2	0	1 39
DORITY	0-0	0-0	0-0	0-0-0	0	0	0	0	0	0 1
NORIEGA	1-3	1-3	0-0	0-0-0	1	3	2	0	0	0 12
BURWELL	0-0	0-0	0-0	0-0-0	0	0	0	0	0	0 0+
GILCHRIST	4-8	0-0	2-4	4-3-7	3	10	3	2	1	1 20
FITZPATRICK	4-9	0-2	2-2	2-2-4	3	10	0	1	1	0 26
TEAM				1-1-1						
Totals	28-67	4-12	19-23	20-25-45	19	79	19	12	3	4 200

TOTAL FG% 1st: 10-33 30.3% 2nd: 18-34 52.9% Game: 41.8%  
3-Pt. FG% 1st: 3-6 50.0% 2nd: 1-6 16.7% Game: 33.3%  
FThrow % 1st: 6-6 100% 2nd: 13-17 76.5% Game: 82.6%

**Score by Periods**

	1st	2nd	Total
Providence	41	31	72
USF	29	50	79

Points in the paint-PC 42, USF 40. Points off turnovers-PC 14, USF 14.  
2nd chance points-PC 18, USF 18. Fast break points-PC 6, USF 4.  
Bench points-PC 8, USF 23. Score tied-4 times.  
Lead changed-5 times. Attendance: 3526  
Last FG-PC 2nd-00:06, USF 2nd-00:00.  
Largest lead-PC by 17 1st-01:42, USF by 8 2nd-00:19.

**USF VS. DEPAUL**  
Jan. 27, 2011 Sun Dome (Tampa, Fla.)

**USF AT RUTGERS**  
Jan. 20, 2011 The RAC (Piscataway, N.J.)

**USF 7-13, 1-6**

Player	fg-a	3-a	ft-a	o-d-tot	pf	tp	a	to	blks	min
GILCHRIST	5-6	0-0	4-4	2-1-3	4	14	1	3	1	1 30
FAMOUS	2-5	0-0	2-2	3-4-7	1	6	1	1	0	0 21
POLAND	3-14	3-9	2-2	1-1-2	4	11	0	3	0	1 24
CRATER	3-4	3-4	0-0	0-3-3	4	9	4	3	0	0 36
ROBERTSON	4-9	1-4	5-6	1-2-3	0	14	4	1	0	0 36
ANDERSON Jr	0-2	0-0	2-3	1-2-3	3	2	0	1	0	0 17
DORITY	0-0	0-0	0-0	0-0-0	0	0	0	0	0	0 4
HAYNES	0-1	0-0	0-0	0-0-0	0	0	0	1	0	0 3
NORIEGA	1-1	1-1	0-0	0-0-0	0	3	0	1	0	0 6
BURWELL	1-4	1-4	0-0	0-2-2	0	3	0	1	1	0 11
FITZPATRICK	0-4	0-1	0-0	0-5-5	2	0	1	0	2	1 12
TEAM				4-3-7						
Totals	19-50	9-23	15-17	12-23-35	18	62	11	15	4	3 200

TOTAL FG% 1st: 7-22 31.8% 2nd: 12-28 42.9% Game: 38.0%  
3-Pt. FG% 1st: 4-10 40.0% 2nd: 5-13 38.5% Game: 39.1%  
FThrow % 1st: 7-8 87.5% 2nd: 8-9 88.9% Game: 88.2%

**Rutgers 11-7, 2-4**

Player	fg-a	3-a	ft-a	o-d-tot	pf	tp	a	to	blks	min
MITCHELL	6-12	2-4	6-7	2-3-5	2	20	0	2	2	0 33
BIRUTA	2-4	0-0	3-4	2-3-5	1	7	1	1		

# 2010-11 Photo Roster



**# 1 Ron Anderson, Jr.**  
R-Junior • Forward  
6-8 • 255  
Upper Marlboro, Md.  
Kansas State  
McCallie School - Tenn.



**# 3 LaVonte Dority**  
Freshman • Guard  
6-1 • 195  
Chicago, Ill.  
Foreman HS



**# 5 Jawanza Poland**  
Sophomore • Guard  
6-4 • 200  
Wichita, Kan.  
Hutchinson CC - Kan.



**# 10 Anthony Crater**  
Junior • Guard  
6-1 • 170  
Flint, Mich.  
Ohio State  
Brewster Academy - N.H.



**#11 Shedrick Haynes**  
Junior • Guard  
6-0 • 180  
Sarasota, Fla.  
Lackawanna JC  
Booker HS



**# 13 Jordan Heath**  
Freshman • Guard  
6-0 • 185  
Detroit, Mich.  
Tampa Prep




**# 22 Shaun Noriega**  
Sophomore • Guard  
6-4 • 195  
North Port, Fla.  
North Port HS




**# 23 Mike Burwell**  
Sophomore • Guard  
6-6 • 210  
East Brunswick, N.J.  
South Kent School - Conn.  
Cardinal McCarrick HS



**# 24 Augustus Gilchrist**  
Junior • Forward  
6-10 • 245  
Clinton, Md.  
Maryland  
Progressive Christian Academy




**# 25 Alberto Damour**  
Senior • Forward  
6-8 • 225  
Poinciana, Fla.  
Poinciana HS



**# 31 Jarrid Famous**  
Senior • Forward  
6-11 • 240  
Bronx, N.Y.  
Westchester Community College  
Blessed Sacrament HS



**# 32 Toarlyn Fitzpatrick**  
Sophomore • Forward  
6-8 • 230  
Tampa, Fla.  
King HS



**# 34 Hugh Robertson**  
Junior • Guard  
6-6 • 202  
Macon, Ga.  
Tallahassee CC  
Northeast HS



# RON ANDERSON, JR. # 1

R-Junior | Forward | 6-8 | 255

Upper Marlboro, Md. | Kansas State | McCallie School - Tenn.

2010-11 Season Highs	
<b>Points</b>	18, at UCF (11/18/10)
<b>Rebounds</b>	17, vs. Liberty (11/23/10)
<b>Assists</b>	4 (2) last vs. Louisville (01/09/11)
<b>Steals</b>	2, at Kent State (12/12/10)
<b>Blocked Shots</b>	4 (2) last at Cleveland State (12/22/10)
<b>Field Goals</b>	7, vs. St. Francis (11/15/10)
<b>Field Goal Attempts</b>	11, at Kent State (12/12/10)
<b>Free Throws</b>	10, at UCF (11/18/10)
<b>Free Throw Attempts</b>	11, at UCF (11/18/10)
<b>3-Point Field Goals</b>	----
<b>3-Point Field Goal Attempts</b>	----
<b>Foul Disqualifications</b>	5, last at UConn (12/31/10)
<b>Minutes</b>	38, at Kent State (12/12/10)

**2010-11:** Grabbed 13 rebounds at Cleveland State (12/22) ... Pulled down 12 rebounds and scored eight points against Auburn (12/15) ... Scored 10 points and grabbed eight rebounds at Kent State ... Back-to-back double-digit rebound nights with 17 vs. Liberty and 13 vs. No. 23 BYU ... Outrebounded Liberty (11/23) by himself 15-12 in the first half and ended the night with 17 boards ... Back-to-back double-digit scoring nights off the bench with 18 points at UCF (11/18) and 16 vs. St. Francis (11/15) ... Was 10-of-11 at the line and grabbed seven boards at UCF ... Led the Bulls with 16 points vs. St. Francis ... Made USF career debut against Southern Miss (11/12) scoring five points and grabbing five rebounds.

**2009-10:** Sat out the entire season due to NCAA transfer rules ... Will have two years of eligibility at USF.

**2008-09 (Kansas State):** Completed off the bench in all 34 games ... Averaged 18.8 minutes per contest and added 5.2 points per game ... Was 59-of-113 from the field and led the team with a .522 field goal percentage ... Was 59-of-117 (.504) from the charity stripe ... Third on the team with 5.3 rebounds per game ... Eighth in the conference in offensive rebounds and 19th in total rebounds ... Added 36 assists, 24 steals and 15 blocks on the year ... Posted two double-doubles and four games of 10 or more rebounds.

**2007-08 (Kansas State):** Saw action in 30 games with six starts as a true freshman ... Started six of the first eight games ... Played double-digit minutes in 18 games, including 20 or more minutes in six contests ... Averaged 3.3 points on 54.8 percent shooting (40-of-73) with 3.6 rebounds, 0.5 assists and 0.4 steals in 12.0 minutes per game ... Connected on 46.2 percent (18-of-39) from the free throw line ... First on the team in field goal percentage and was third in rebounding ... Provided a spark off the bench in the program's first NCAA tournament win in 20 years with 10 points on 5-of-7 shooting against USC with eight rebounds and two steals in 21 minutes.

**High School:** Two-year starter and letterman at The McCallie School in Chattanooga, Tenn ... Helped the Blue Tornadoes to a school-record 24-5 overall mark and an appearance in the semifinals of the Division II State Tournament ... Rated a three-star recruit by Rivals.com ... Averaged 15.1 points, 11.6 rebounds and 2.8 blocks in 22 games ... Selected to the Division II All-State Team by the Tennessee Sports Writers Association as a senior ... Named to the Division II State All-Tournament Team ... Garnered recognition to "The Best of Preps" second team by the Chattanooga Times-Free Press in 2007 ... Earned most valuable player honors at the Pre-Game Academy Roundball Classic All-Star Game in March 2007, after collecting 24 points and 22 rebounds ... Received interest from a number of schools, including scholarship offers from Drexel and Providence ... Coached by Dan Wadley.

**Personal:** Born Sept. 12, 1989 in Voorhees, N.J. ... Son of Ron Anderson, Sr., and Gail Anderson ... Weighed 320 lbs prior to his senior year of high school. Dropped to 280 while at K-State by not eating beef or pork for two years, now down to 255 ... Played on the AAU circuit with the DC Assault alongside former K-State teammate and first-round pick Michael Beasley ... Father played 10 seasons (1984-94) in the NBA for the Cleveland Cavaliers, Indiana Pacers, Philadelphia 76ers, New Jersey Nets and Washington Bullets and scored 7,056 points in his career ... Father also played professionally in France and Israel.

KANSAS STATE CAREER STATISTICS																									
Season	GP	GS	Min.	Avg.	FG	Total FGA	Pct.	3-Point FG	3-Point FGA	Pct.	FT	FTA	Pct.	Off.	Def.	Tot.	Avg.	PF	FO	Ast.	TO	Blk	Stl	Scoring Pts.	Avg.
2007-08	30	6	360	12.0	40	73	.548	0	0	.000	18	39	.462			108	3.6	39	0	14	15	6	11	98	3.3
2008-09	34	0	638	18.8	59	113	.522	0	1	.000	59	117	.504			180	5.3	67	1	36	33	15	24	117	5.2
Totals	64	6	998	15.6	99	186	.532	0	1	.000	77	156	.494			288	4.5	106	1	50	48	21	35	275	4.3

USF CAREER STATISTICS																									
Season	GP	GS	Min.	Avg.	FG	Total FGA	Pct.	3-Point FG	3-Point FGA	Pct.	FT	FTA	Pct.	Off.	Def.	Tot.	Avg.	PF	FO	Ast.	TO	Blk	Stl	Scoring Pts.	Avg.
2010-11	21	12	506	24.1	57	109	.523	0	1	.000	50	74	.676	55	100	155	7.4	67	5	32	40	18	11	164	7.8

2010-11		TOTAL					3-PTS			FREE THROWS			REBOUNDS											
Opponent	Date	GS	Min	FG	FGA	Pct	3FG	FGA	Pct	FT	FTA	Pct	Off	Def	Tot	Avg	PF	FO	A	TO	Blk	Stl	Pts	Avg
SOUTHERN MISS	11-12-10	14	1	1	1.000	0	0	.000	3	4	.750	2	3	5	5.0	3	0	0	0	1	1	1	5	5.0
ST. FRANCIS	11-15-10	24	7	9	.778	0	0	.000	2	4	.500	2	1	3	4.0	2	0	2	2	1	0	16	10.5	
at UCF	11-18-10	28	4	7	.571	0	0	.000	10	11	.909	3	4	7	5.0	3	0	3	2	1	0	18	13.0	
GEORGIA SOUTHERN	11-21-10	11	1	1	1.000	0	0	.000	0	1	.000	0	1	1	4.0	5	1	3	4	0	1	2	10.3	
LIBERTY	11-23-10	*	27	2	6	.333	0	0	.000	2	2	1.000	4	13	17	6.6	1	0	3	2	0	1	6	9.4
vs No. 23 BYU	11-26-10	*	28	4	6	.667	0	0	.000	0	0	.000	2	11	13	7.7	5	1	2	6	2	0	8	9.2
vs Texas Tech	11-27-10		27	5	6	.833	0	0	.000	6	6	1.000	1	5	6	7.4	2	0	2	1	0	1	16	10.1
VCU	12-01-10	*	33	4	9	.444	0	0	.000	2	3	.667	9	4	13	8.1	4	0	2	0	4	1	10	10.1
at Florida Atlantic	12-04-10		24	3	5	.600	0	0	.000	1	1	1.000	1	3	4	7.7	5	1	2	1	0	0	7	9.8
at Kent State	12-12-10	*	38	4	11	.364	0	0	.000	2	2	1.000	4	3	7	7.6	2	0	1	3	0	2	10	9.8
AUBURN	12-15-10	*	31	2	4	.500	0	0	.000	4	10	.400	2	10	12	8.0	2	0	0	4	1	1	8	9.6
JAMES MADISON	12-18-10	*	29	1	6	.167	0	0	.000	1	4	.250	6	3	9	8.1	5	1	4	2	0	0	3	9.1
at Cleveland State	12-22-10	*	20	3	7	.429	0	0	.000	1	2	.500	4	9	13	8.5	2	0	3	3	4	0	7	8.9
at Seton Hall	12-28-10	*	25	2	3	.667	0	0	.000	2	2	1.000	2	3	5	8.2	4	0	0	1	1	0	6	8.7
at UConn	12-31-10		22	2	4	.500	0	1	.000	1	1	1.000	0	2	2	7.8	5	1	1	1	1	1	5	8.5
VILLANOVA	01-06-11	*	20	2	4	.500	0	0	.000	1	5	.200	4	1	5	7.6	4	0	0	0	0	0	5	8.3
LOUISVILLE	01-09-11	*	24	1	3	.333	0	0	.000	1	2	.500	2	5	7	7.6	4	0	4	3	0	0	3	7.9
at Cincinnati	01/12/11		20	3	4	.750	0	0	.000	7	8	.875	1	6	7	7.6	3	0	0	1	1	1	13	8.2
PROVIDENCE	01-16-11	*	21	3	5	.600	0	0	.000	2	2	1.000	0	6	6	7.5	1	0	0	2	0	0	8	8.2
at Rutgers	01-20-11		17	0	2	.000	0	0	.000	2	3	.667	1	2	3	7.3	3	0	0	1	0	0	2	7.9
at West Virginia	01-23-11	*	23	3	6	.500	0	0	.000	0	1	.000	5	5	10	7.4	2	0	0	1	1	1	6	7.8
Totals		12	506	57	109	.523	0	1	.000	50	74	.676	55	100	155	7.4	67	5	32	40	18	11	164	7.8



# MIKE BURWELL # 23

Sophomore | Guard | 6-6 | 210

East Brunswick, N.J. | South Kent School - Conn. | Cardinal McCarrick HS | Highland Park HS

### Burwell Season / Career Highs

<b>Points</b>	Season: 15, vs. Liberty (11/23/10)
	Career: 15, vs. Liberty (11/23/10)
<b>Rebounds</b>	Season: 4, vs. BYU (11/26/10)
	Career: 4 (2) last vs. BYU (11/26/10)
<b>Assists</b>	Season: 4, vs. BYU (11/26/10)
	Career: 4, vs. BYU (11/26/10)
<b>Steals</b>	Season: 1 (2), vs. Auburn (12/15/10)
	Career: 1 (4), last vs. Auburn (12/15/10)
<b>Blocked Shots</b>	Season: 1 (4) last at Rutgers (01/20/10)
	Career: 1 (4) last at Rutgers (01/20/10)
<b>Field Goals</b>	Season: 5, vs. Liberty (11/23/10)
	Career: 5, vs. Liberty (11/23/10)
<b>Field Goal Attempts</b>	Season: 7, vs. Liberty (11/23/10)
	Career: 7, vs. Liberty (11/23/10)
<b>Free Throws</b>	Season: 5, vs. BYU (11/26/10)
	Career: 5, vs. BYU (11/26/10)
<b>Free Throw Attempts</b>	Season: 7, vs. BYU (11/26/10)
	Career: 7, vs. BYU (11/26/10)
<b>3-Point Field Goals</b>	Season: 5, vs. Liberty (11/23/10)
	Career: 5, vs. Liberty (11/23/10)
<b>3-Point Field Goal Attempts</b>	Season: 7, vs. Liberty (11/23/10)
	Career: 7, vs. Liberty (11/23/10)
<b>Foul Disqualifications</b>	Season: -----
	Career: -----
<b>Minutes</b>	Season: 44, vs. BYU (11/26/10)
	Career: 44, vs. BYU (11/26/10)

Opposition	2009-10		
	P	R	A
at SMU	0	0	0
VIRGINIA	0	0	0
vs. Davidson	DNP		
vs. South Carolina	0	0	0
vs. UNCW	DNP		
KENT STATE	2	2	2
FAU	0	0	0
HAMPTON	7	2	0
CMU	DNP		
UCF	0	1	0
vs USFCA	7	4	0
vs USD	0	0	0
at LOUISVILLE	2	2	0
NOTRE DAME	2	0	0
at Syracuse	0	1	1
WEST VIRGINIA	2	2	0
RUTGERS	0	0	0
at Cincinnati	0	0	0
at Providence	0	0	0
SETON HALL	DNP		
PITTSBURGH	DNP		
at Georgetown	DNP		
at Notre Dame	DNP		
at Marquette	DNP		
CINCINNATI	DNP		
ST. JOHN'S	DNP		
at Villanova	0	0	0
PROVIDENCE	DNP		
at DePaul	DNP		
UCONN	0	0	0
vs DePaul	DNP		
vs Georgetown	0	0	0
NC STATE	DNP		

**2010-11:** Nine points from a pair of threes and a trio of free throws against Auburn (12/15) ... Four assists in career high 44 minutes against No. 23 BYU ... Started against Texas Tech (11/27), BYU (11/26) and Liberty (11/23) after an injury sidelined PG Anthony Crater ... Broke out in first career start, against Liberty, with 15 points, hitting 5-of-7 from long range, after only scoring 22 points his entire freshman season.

**2009-10:** Played in 19 games on the season ... Averaged 1.2 points and 0.7 rebounds in 4.8 minutes per game ... Shot 7-of-30 (23.3 percent) from the floor and 3-of-15 (20 percent) from 3-point range ... Also hit 5-of-6 free throws (83.3 percent) ... Saw his first collegiate action at SMU (11/13), playing two minutes ... Saw 14 minutes of action and scored his first collegiate points with a jumper with 1:21 left against Kent State (11/25) ... Hit 2-of-2 3-pointers and posted a career high seven points against Hampton (12/2) ... Drained 4-of-4 free throws and grabbed four rebounds against San Francisco (12/19) ... Saw action for the first time in eight games at Villanova (02/24).

**High School:** Attended prep school for one year at South Kent School and was the team's leading scorer at 16 points per game ... Also averaged 3.4 rebounds and 2.5 assists ... Shot 81 percent from the free throw line and 41 percent from the 3-point line ... Helped South Kent to a 26-7 record and a top-10 national ranking ... Coached by Kelvin Jefferson at South Kent ... Graduated from Cardinal McCarrick High School, helping McCarrick go 46-12 in his two seasons at the school ... Helped lead McCarrick to the Middlesex County Championship in 2008 and was named the Newark Star-Ledger's Middlesex County Player of the Year ... Led the state of New Jersey in scoring as a senior, averaging 27.8 points, 10.7 rebounds, 3.5 assists and 2.3 blocks ... Named Associated Press first-team all-state as a senior ... Shot 80 percent from the free throw line and 39 percent from 3-point range during senior season ... Has been on three consecutive 20-plus win teams ... Spent first two years of high school at Highland Park, where he started on the varsity both seasons... Ended his high school career with more than 1,700 career points.

**Personal:** Son of Michael, Sr., and Alicia Burwell... Stepmother is Leslie Burwell and stepfather is Angel Gracia... His father played 11 seasons professionally in Argentina, Spain and Portugal... Chose USF over Rutgers, Seton Hall and Penn State ... Signed with USF on April 15, 2009.

### CAREER STATISTICS

Season	GP	GS	Min.	Avg.	Total			3-Point			Free Throws			Rebounds				Scoring							
					FG	FGA	Pct.	FG	FGA	Pct.	FT	FTA	Pct.	Off.	Def.	Tot.	Avg.	PF	FO	Ast.	TO	Blk	Stl	Pts.	Avg.
2009-10	19	0	92	4.8	7	30	.233	3	15	.200	5	6	.833	7	7	14	0.7	15	0	3	0	0	2	22	1.2
2010-11	20	5	206	10.3	13	38	.342	8	27	.296	12	18	.667	3	15	18	0.9	22	1	10	20	5	2	46	2.3
<b>TOTAL</b>	<b>39</b>	<b>5</b>	<b>298</b>	<b>7.6</b>	<b>20</b>	<b>68</b>	<b>.294</b>	<b>11</b>	<b>42</b>	<b>.262</b>	<b>17</b>	<b>24</b>	<b>.708</b>	<b>10</b>	<b>22</b>	<b>32</b>	<b>0.8</b>	<b>37</b>	<b>1</b>	<b>13</b>	<b>20</b>	<b>5</b>	<b>4</b>	<b>68</b>	<b>1.7</b>

### 2010-11

Opponent	Date	GS	Min	TOTAL			3-PTS			FREE THROWS			REBOUNDS				PF	FO	A	TO	Blk	Stl	Pts	Avg
				FG	FGA	Pct	3FG	FGA	Pct	FT	FTA	Pct	Off	Def	Tot	Avg								
SOUTHERN MISS	11-12-10	2	0	0	.000	0	0	.000	0	0	.000	0	0	0	0.0	0	0	0	0	0	0	0	0.0	
ST. FRANCIS	11-15-10	2	0	0	.000	0	0	.000	0	0	.000	0	0	0	0.0	0	0	1	0	1	0	0	0.0	
at UCF	11-18-10	0	0	0	.000	0	0	.000	0	0	.000	0	0	0	0.0	0	0	0	0	0	0	0	0.0	
GEORGIA SOUTHERN	11-21-10	4	0	0	.000	0	0	.000	0	0	.000	0	1	1	0.3	0	0	0	0	0	0	0	0.0	
LIBERTY	11-23-10	*	27	5	7	.714	5	7	.714	0	0	.000	0	0	0	0.2	4	0	2	5	0	0	15	3.0
vs No. 23 BYU	11-26-10	*	44	2	4	.500	0	1	.000	5	7	.714	0	4	4	0.8	3	0	4	6	1	0	9	4.0
vs Texas Tech	11-27-10	*	21	0	4	.000	0	3	.000	1	2	.500	0	0	0	0.7	5	1	2	2	1	0	1	3.6
VCU	12-01-10	6	0	0	.000	0	0	.000	0	1	.000	0	0	0	0.6	1	0	0	0	0	0	0	3.1	
at Florida Atlantic	12-04-10	*	11	1	4	.250	0	2	.000	0	0	.000	1	0	1	0.7	1	0	0	1	0	1	2	3.0
at Kent State	12-12-10	21	2	6	.333	0	3	.000	0	0	.000	1	2	3	0.9	2	0	0	1	0	0	4	3.1	
AUBURN	12-15-10	16	2	4	.500	2	4	.500	3	4	.750	1	2	3	1.1	1	0	1	2	0	1	9	3.6	
JAMES MADISON	12-18-10	5	0	1	.000	0	1	.000	0	0	.000	0	0	0	1.0	1	0	0	0	0	0	0	3.3	
at Seton Hall	12-28-10	7	0	1	.000	0	1	.000	0	0	.000	0	0	0	0.9	0	0	0	0	0	0	0	2.9	
at UConn	12-31-10	*	9	0	0	.000	0	0	.000	0	0	.000	0	0	0	0.8	1	0	0	0	0	0	2.7	
VILLANOVA	01-06-11	5	0	1	.000	0	1	.000	3	4	.750	0	2	2	0.9	0	0	0	0	1	0	3	2.7	
LOUISVILLE	01-09-11	DNP																						
at Cincinnati	01/12/11	3	0	0	.000	0	0	.000	0	0	.000	0	0	0	0.8	0	0	0	0	0	0	0	2.5	
PROVIDENCE	01-16-11	0	0	0	.000	0	0	.000	0	0	.000	0	0	0	0.8	0	0	0	0	0	0	0	2.4	
at Rutgers	01-20-11	11	1	4	.250	1	4	.250	0	0	.000	0	2	2	0.8	0	0	0	1	1	0	3	2.4	
at West Virginia	01-23-11	8	0	1	.000	0	0	.000	0	0	.000	0	2	2	0.9	2	0	0	1	0	0	0	2.3	

<b>Totals</b>		5	206	13	38	.342	8	27	.296	12	18	.667	3	15	18	0.9	22	1	10	20	5	2	46	2.3
---------------	--	---	-----	----	----	------	---	----	------	----	----	------	---	----	----	-----	----	---	----	----	---	---	----	-----



# ANTHONY CRATER

# # 10

Junior | Guard | 6-1 | 170

Flint, Mich. | Ohio State | Brewster Academy - N.H. | Flint Southwestern Academy

## Crater Season / Career Highs

**Points**  
Season: 14, at UConn (12/31/10)  
Career: 14, at UConn (12/31/10)

**Rebounds**  
Season: 5 (2) last vs. James Madison (12/18/10)  
Career: 5 (2) last vs. James Madison (12/18/10)

**Assists**  
Season: 10, vs. Louisville (01/09/11)  
Career: 10, vs. Louisville (01/09/11)

**Steals**  
Season: 2 (2) last at Kent State (12/12/10)  
Career: 4, vs. St. John's (02/20/10)

**Blocked Shots**  
Season: -----  
Career: 1 (2), last vs. St. John's (02/20/10)

**Field Goals**  
Season: 5, at UConn (12/31/10)  
Career: 5, at UConn (12/31/10)

**Field Goal Attempts**  
Season: 7, at UConn (12/31/10)  
Career: 7 (2), last at UConn (12/31/10)

**Free Throws**  
Season: 2, at Kent State (12/12/10)  
Career: 2 (3), last at Kent State (12/12/10)

**Free Throw Attempts**  
Season: 2 (4) last vs. James Madison (12/18/10)  
Career: 4, vs. Rutgers (01/16/10)

**3-Point Field Goals**  
Season: 4, at UConn (12/31/10)  
Career: 4, at UConn (12/31/10)

**3-Point Field Goal Attempts**  
Season: 5 (2), last at UConn (12/31/10)  
Career: 6, at Syracuse (1/10/10)

**Foul Disqualifications**  
Season: -----  
Career: 1, 2009-10

**Minutes**  
Season: 40, at UConn (12/31/10)  
Career: 40, at UConn (12/31/10)

**2010-11:** Dished out a career-best eight assists against No. 7 Villanova (1/6) ... Career-high 14 points, including career-best four three pointers, at UConn (12/31) ... Hit 5-of-7 overall and 4-of-5 from long range in his first game off the bench ... Set season highs of seven points and five rebounds against James Madison (12/18) ... Matched career high of seven assists against Auburn (12/15) ... Sat out the game vs. Liberty (11/23) with a left ankle injury ... Career high seven assists against Georgia Southern (11/21) ... Dished out four assists vs. St. Francis (11/15) ... First career start was against Southern Miss (11/12).

**2009-10:** Sat out through December after transferring from Ohio State midway through the 2008-09 season ... Brought speed and ball-handling ability to the point guard position ... Competed in 19 games, getting the starting nod against Notre Dame (02/07) and NC State (03/16) ... Averaged 3.1 points and 1.7 rebounds in 23.7 minutes per game ... Shot 21-of-67 from the floor (31.3 percent) and 9-of-49 from 3-point range (18.4 percent) ... Also totaled 32 assists and 19 steals ... Saw his first action with USF at Syracuse (01/10), going scoreless in 25 minutes of action off the bench ... Posted three rebounds in 27 minutes of action against West Virginia (01/13) ... Posted his first points at USF with a 3-pointer at 9:45 of the second half and had 10 all-together against Rutgers (01/16) ... Added six points, three rebounds and two steals at Georgetown (02/03) ... Had his first career start at Notre Dame (02/07), adding five assists, three points and two steals in 30 minutes of action ... Shot 4-of-6 for nine points against Cincinnati (02/16) with two assists ... Hit a pair of 3-pointers in a win over Providence (02/27) ... Knocked down three points with four rebounds and three assists against DePaul (03/09) in the BIG EAST Championship.

**2008-09 (Ohio State):** Competed in 10 games for Ohio State before being granted his scholarship release ... Averaged 13.1 minutes and 1.2 points per game at OSU ... Had 19 assists to just nine turnovers.

**High School:** Rated the 21st best point guard in the country by Scout.com after his senior year ... Was a two-time All-Michigan performer and voted Class B Player of the Year by the Associated Press following his junior year ... Averaged 16.2 points and more than eight assists a game as a junior ... Averaged 12.7 points and 9.8 assists as a sophomore and 10 assists per game as a freshman ... Named an all-league and all-city selection each of his three years at Flint (Mich.) Southwestern Academy ... Led SWA to three city championships and two Michigan Class B final four appearances as a sophomore and junior ... Helped the Knights finish with identical 24-3 records in 2006 and 2007 ... After three years at SWA, transferred to Brewster (N.H.) Academy to complete his high school eligibility ... A 2008 McDonald's All-American nominee after averaging 16 points and 8.0 assists at Brewster his senior year ... Helped Brewster capture its first New England Class A title and advance to the national final four with a school-record 31 victories (31-4) ... Also earned varsity letters in track and soccer.

**Personal:** Son of Lisa Jimerson and Anthony Crater, Sr. ... Has one brother, Treyvon, and one sister, Kyla.

Opposition	2009-10		
	P	R	A
at SMU	DNP		
VIRGINIA	DNP		
vs. Davidson	DNP		
vs. South Carolina	DNP		
vs. UNCW	DNP		
KENT STATE	DNP		
FAU	DNP		
Hampton	DNP		
CMU	DNP		
UCF	DNP		
vs. USFCA	DNP		
vs. USD	DNP		
at Louisville	DNP		
NOTRE DAME	DNP		
at Syracuse	0	0	2
WEST VIRGINIA	0	3	1
RUTGERS	10	2	0
at Cincinnati	4	2	3
at Providence	3	1	2
SETON HALL	5	2	1
PITTSBURGH	0	1	1
at Georgetown	6	3	0
at Notre Dame	3	2	5
at Marquette	0	1	2
CINCINNATI	9	2	2
ST. JOHN'S	5	4	4
at Villanova	3	2	1
PROVIDENCE	6	1	2
at DePaul	0	1	1
UCONN	2	1	1
vs DePaul	3	4	3
vs Georgetown	0	0	0
NC STATE	0	1	1

## OHIO STATE CAREER STATISTICS


Season	GP	GS	Min.	Avg.	FG	3-Point			Free Throws			Off.	Rebounds			PF	FO	Ast.	TO	Blk	Stl	Scoring			
						FGA	Pct.	FG	FGA	Pct.	FT		FTA	Pct.	Def.							Tot.	Avg.	Pts.	Avg.
2008-09	10	0	131	13.1	3	15	.200	2	14	.143	4	4	1.000	0	8	8	0.8	13	0	19	9	1	4	12	1.2

## USF CAREER STATISTICS

Season	GP	GS	Min.	Avg.	FG	3-Point			Free Throws			Off.	Rebounds			PF	FO	Ast.	TO	Blk	Stl	Scoring			
						FGA	Pct.	FG	FGA	Pct.	FT		FTA	Pct.	Def.							Tot.	Avg.	Pts.	Avg.
2009-10	19	2	450	23.7	21	67	.313	9	49	.184	8	17	.471	6	27	33	1.7	33	1	32	21	2	19	59	3.1
2010-11	18	17	611	33.9	27	70	.386	17	47	.362	9	17	.529	6	40	46	2.6	45	0	79	48	0	12	80	4.4
<b>TOTAL</b>	<b>37</b>	<b>19</b>	<b>1061</b>	<b>28.7</b>	<b>48</b>	<b>137</b>	<b>.350</b>	<b>26</b>	<b>96</b>	<b>.271</b>	<b>17</b>	<b>34</b>	<b>.500</b>	<b>12</b>	<b>67</b>	<b>79</b>	<b>2.1</b>	<b>78</b>	<b>1</b>	<b>111</b>	<b>69</b>	<b>2</b>	<b>31</b>	<b>139</b>	<b>3.8</b>

## 2010-11

Opponent	Date	GS	Min	TOTAL			3-PTS			FREE THROWS			REBOUNDS				PF	FO	A	TO	Blk	Stl	Pts	Avg	
				FG	FGA	Pct	3FG	FGA	Pct	FT	FTA	Pct	Off	Def	Tot	Avg									
SOUTHERN MISS	11-12-10	*	26	1	3	.333	1	2	.500	1	2	.500	0	4	4	4.0	3	0	3	2	0	0	4	4.0	
ST. FRANCIS	11-15-10	*	28	2	4	.500	2	4	.500	0	0	.000	0	0	0	2.0	3	0	4	3	0	2	6	5.0	
at UCF	11-18-10	*	37	0	3	.000	0	2	.000	1	2	.500	0	0	0	1.3	4	0	2	3	0	0	1	3.7	
GEORGIA SOUTHERN	11-21-10	*	31	2	2	1.000	1	1	1.000	0	2	.000	0	5	5	2.3	1	0	7	3	0	1	5	4.0	
LIBERTY	11-23-10		DNP - Injury - left ankle sprain																						
vs No. 23 BYU	11-26-10		DNP - Injury - left ankle sprain																						
vs Texas Tech	11-27-10		DNP - Injury - left ankle sprain																						
VCU	12-01-10	*	29	1	5	.200	0	3	.000	0	0	.000	1	2	3	2.4	2	0	5	4	0	1	2	3.6	
at Florida Atlantic	12-04-10	*	34	0	4	.000	0	2	.000	0	0	.000	0	1	1	2.2	3	0	1	2	0	1	0	3.0	
at Kent State	12-12-10	*	34	2	5	.400	1	3	.333	2	2	1.000	1	1	2	2.1	3	0	4	4	0	2	7	3.6	
AUBURN	12-15-10	*	34	1	3	.333	1	3	.333	0	0	.000	1	1	2	2.1	1	0	7	2	0	0	3	3.5	
JAMES MADISON	12-18-10	*	37	2	6	.333	2	5	.400	1	2	.500	1	4	5	2.4	2	0	2	3	0	1	7	3.9	
at Cleveland State	12-22-10	*	38	0	0	.000	0	0	.000	1	2	.500	0	3	3	2.5	2	0	3	3	0	0	1	3.6	
at Seton Hall	12-28-10	*	31	0	2	.000	0	2	.000	0	0	.000	0	4	4	2.6	4	0	4	2	0	0	0	3.3	
at UConn	12-31-10		40	5	7	.714	4	5	.800	0	0	.000	0	3	3	2.7	2	0	4	3	0	1	14	4.2	
VILLANOVA	01-06-11	*	34	3	5	.600	1	3	.333	0	0	.000	1	3	4	2.8	3	0	8	1	0	0	7	4.4	
LOUISVILLE	01-09-11	*	33	1	4	.250	0	3	.000	0	1	.000	1	2	3	2.8	2	0	10	4	0	1	2	4.2	
at Cincinnati	01/12/11	*	36	2	3	.667	1	1	1.000	2	2	1.000	0	0	0	2.6	3	0	3	4	0	1	7	4.4	
PROVIDENCE	01-16-11	*	39	1	4	.250	0	1	.000	1	2	.500	0	3	3	2.6	3	0	6	2	0	1	3	4.3	
at Rutgers	01-20-11	*	36	3	4	.750	3	4	.750	0	0	.000	0	3	3	2.6	4	0	4	3	0	0	9	4.6	
at West Virginia	01-23-11	*	34	1	6	.167	0	3	.000	0	0	.000	0	1	1	2.6	0	0	2	0	0	0	2	4.4	
<b>Totals</b>			17	611	27	70	.386	17	47	.362	9	17	.529	6	40	46	2.6	45	0	79	48	0	12	80	4.4



# ALBERTO DAMOUR

Senior | Forward | 6-5 | 225

# # 25

Poinciana, Fla. | Poinciana HS

**2010-11:** Made USF debut against Liberty on Nov. 23 ... Joined the Bulls as a walk on in October.

**Poinciana High:** Played basketball for the Eagles.

**Personal:** Originally from New Jersey ... Son of Elise Damour ... Brother to Frantz and Marialisa, who attended USF ... Participated in a study abroad program to Spain in the spring of 2010 ... Majoring in international business, expected to graduate from USF in December 2011.

### 2010-11 Season Highs

Points
Rebounds
Assists
Steals
Blocked Shots
Field Goals
Field Goal Attempts
Free Throws
Free Throw Attempts
3-Point Field Goals
3-Point Field Goal Attempts
Foul Disqualifications
Minutes 1, vs. Liberty (11/23/10)

### CAREER STATISTICS

Season	GP	GS	Min.	Avg.	FG	Total FGA	Pct.	3-Point FG	3-Point FGA	Pct.	FT	FTA	Pct.	Off.	Def.	Tot.	Avg.	PF	FO	Ast.	TO	Blk	Stl	Scoring Pts.	Avg.
2010-11	1	0	1	1.0	0	0	.000	0	0	.000	0	0	.000	0	0	0	0.0	0	0	0	0	0	0	0	0.0

2010-11		TOTAL				3-PTS			FREE THROWS			REBOUNDS											Scoring	
Opponent	Date	GS	Min	FG	FGA	Pct	3FG	FGA	Pct	FT	FTA	Pct	Off	Def	Tot	Avg	PF	FO	A	TO	Blk	Stl	Pts	Avg
SOUTHERN MISS	11-12-10			DNP																				
ST. FRANCIS	11-15-10			DNP																				
at UCF	11-18-10			DNP																				
GEORGIA SOUTHERN	11-21-10			DNP																				
LIBERTY	11-23-10	1	0	0	0	.000	0	0	.000	0	0	.000	0	0	0	0.0	0	0	0	0	0	0	0	0.0
vs No. 23 BYU	11-26-10			DNP																				
vs Texas Tech	11-27-10			DNP																				
VCU	12-01-10			DNP																				
at Florida Atlantic	12-04-10			DNP																				
at Kent State	12-12-10			DNP																				
AUBURN	12-15-10			DNP																				
JAMES MADISON	12-18-10			DNP																				
at Cleveland State	12-22-10			DNP																				
at Seton Hall	12-28-10			DNP																				
at UConn	12-31-10			DNP																				
VILLANOVA	01-06-11			DNP																				
LOUISVILLE	01-09-11			DNP																				
at Cincinnati	01-12-11			DNP																				
PROVIDENCE	01-16-11			DNP																				
at Rutgers	01-20-11			DNP																				
at West Virginia	01-23-11			DNP																				
<b>Totals</b>				0	1	0	0	.000	0	0	.000	0	0	0	0.0	0	0	0	0	0	0	0	0	0.0





# LaVonte DORITY

Freshman | Guard | 6-1 | 195

# # 3

Chicago, Ill. | Foreman HS

**2010-11:** Knocked down his first three on his way to seven points vs. Liberty (11/23) ... Scored first points of his college career with a pair of free throws against Georgia Southern (11/21) ... Made USF debut against Southern Miss (11/12), playing five minutes.

**Edwin G. Foreman High School:** Averaged 20 points, six assists and 4.8 rebounds in his senior season ... One of four Division I signees on his high school team ... Led the Hornets to a 19-7 record in the Chicago Public League ... Rated by ESPN as one of the top 50 point guards in the country ... All-state and all-city ... Team captain ... Honor roll.

**Personal:** Born October 28, 1991 ... Son of Toya DORITY and Lorenzo James ... Brother to Jalen, Quwanis, Syre, Tamera, Chasity, Lanya ... Majoring in communications ... Chose USF over New Mexico, Wisconsin and Baylor.

**From Coach Heath:** LaVonte is a point guard that has playmaking abilities and has scoring capabilities as well. He is physically a very strong guard as a high school senior, and I think that will help him be ready to play early in his career and to be an impact player. He plays in a basketball city that produces guards year after year, so hopefully he will be a player that we talk about in the same breath as some of those notable Chicago guards.

### 2010-11 Season Highs


<b>Points</b>	7, vs. Liberty (11/23/10)
<b>Rebounds</b>	3, vs. Texas Tech (11/27/10)
<b>Assists</b>	2 (2) last vs. Villanova (01/06/11)
<b>Steals</b>	1 (2) last vs. Texas Tech (11/27/10)
<b>Blocked Shots</b>	
<b>Field Goals</b>	3, vs. Liberty (11/23/10)
<b>Field Goal Attempts</b>	4, vs. Liberty (11/23/10)
<b>Free Throws</b>	2, vs. Georgia Southern (11/21/10)
<b>Free Throw Attempts</b>	2, vs. Georgia Southern (11/21/10)
<b>3-Point Field Goals</b>	1 (2), last vs. Louisville (01/09/11)
<b>3-Point Field Goal Attempts</b>	2, vs. Liberty (11/23/10)
<b>Foul Disqualifications</b>	
<b>Minutes</b>	17, vs. Liberty (11/23/10)

### CAREER STATISTICS

Season	GP	GS	Min.	Avg.	Total			3-Point			Free Throws			Rebounds				Scoring							
					FG	FGA	Pct.	FG	FGA	Pct.	FT	FTA	Pct.	Off.	Def.	Tot.	Avg.	Pf	Fo	Ast.	To	Blk	Stl	Pts.	Avg.
2010-11	17	0	100	5.9	5	13	.385	2	5	.400	2	2	1.000	2	5	7	0.4	11	0	4	10	0	2	14	0.8

### 2010-11

Opponent	Date	GS	Min	TOTAL			3-PTS			FREE THROWS			REBOUNDS				PF	FO	A	TO	Blk	Stl	Pts	Avg	
				FG	FGA	Pct	3FG	FGA	Pct	FT	FTA	Pct	Off	Def	Tot	Avg									
SOUTHERN MISS	11-12-10	5	0	1	.000	0	0	.000	0	0	.000	0	0	0	0	0	0.0	1	0	0	0	0	0	0	0.0
ST. FRANCIS	11-15-10	4	0	0	.000	0	0	.000	0	0	.000	0	0	0	0	0.0	0	0	0	0	0	0	0	0	0.0
at UCF	11-18-10	2	0	0	.000	0	0	.000	0	0	.000	0	0	0	0	0.0	0	0	0	0	0	0	0	0	0.0
GEORGIA SOUTHERN	11-21-10	5	0	2	.000	0	1	.000	2	2	1.000	0	0	0	0.0	1	0	0	1	0	1	0	2	0.5	
LIBERTY	11-23-10	17	3	4	.750	1	2	.500	0	0	.000	1	1	2	0.4	1	0	2	2	0	0	7	1.8		
vs No. 23 BYU	11-26-10	4	0	0	.000	0	0	.000	0	0	.000	0	0	0	0.3	0	0	0	0	0	0	0	0	1.5	
vs Texas Tech	11-27-10	14	0	2	.000	0	1	.000	0	0	.000	1	2	3	0.7	0	0	0	3	0	1	0	0	1.3	
VCU	12-01-10	3	0	0	.000	0	0	.000	0	0	.000	0	0	0	0.6	0	0	0	1	0	0	0	0	1.1	
at Florida Atlantic	12-04-10				DNP																				
at Kent State	12-12-10				DNP																				
AUBURN	12-15-10	0	0	0	.000	0	0	.000	0	0	.000	0	0	0	0.6	0	0	0	0	0	0	0	0	1.0	
JAMES MADISON	12-18-10				DNP																				
at Cleveland State	12-22-10	3	0	0	.000	0	0	.000	0	0	.000	0	1	1	0.6	0	0	0	1	0	0	0	0	0.9	
at Seton Hall	12-28-10				DNP																				
at UConn	12-31-10	1	0	0	.000	0	0	.000	0	0	.000	0	0	0	0.5	1	0	0	1	0	0	0	0	0.8	
VILLANOVA	01-06-11	9	0	0	.000	0	0	.000	0	0	.000	0	0	0	0.5	2	0	2	0	0	0	0	0	0.8	
LOUISVILLE	01-09-11	8	1	2	.500	1	1	1.000	0	0	.000	0	0	0	0.5	1	0	0	0	0	0	3	0.9		
at Cincinnati	01-12-11	14	1	2	.500	0	0	.000	0	0	.000	0	0	0	0.4	1	0	0	1	0	0	2	1.0		
PROVIDENCE	01-16-11	1	0	0	.000	0	0	.000	0	0	.000	0	0	0	0.4	0	0	0	0	0	0	0	0	0.9	
at Rutgers	01-20-11	4	0	0	.000	0	0	.000	0	0	.000	0	0	0	0.4	0	0	0	0	0	0	0	0	0.9	
at West Virginia	01-23-11	6	0	0	.000	0	0	.000	0	0	.000	0	1	1	0.4	3	0	0	0	0	0	0	0	0.8	
<b>Totals</b>		<b>0</b>	<b>100</b>	<b>5</b>	<b>13</b>	<b>.385</b>	<b>2</b>	<b>5</b>	<b>.400</b>	<b>2</b>	<b>2</b>	<b>1.000</b>	<b>2</b>	<b>5</b>	<b>7</b>	<b>0.4</b>	<b>11</b>	<b>0</b>	<b>4</b>	<b>10</b>	<b>0</b>	<b>2</b>	<b>14</b>	<b>0.8</b>	



# JARRID FAMOUS #31

Senior | Forward/Center | 6-11 | 240

Bronx, N.Y. | West Chester Community College | Houston Inner City Academy | Blessed Sacrament HS

**2010-11:** Scored 15 points and grabbed a career-high tying 14 rebounds vs. Providence (01/16) ... Back-to-back double-doubles against Cleveland State (12/22) and James Madison (12/18) ... Scored a career-high 22 points and grabbed a season-high 11 rebounds at CSU ... First double-double of the year was 11 points, 10 rebounds against James Madison (12/18) ... Season-high 15 points and six rebounds against Auburn (12/15) ... Missed game at Kent State (12/12) with illness ... Scored 10 points and grabbed eight rebounds against Southern Miss (11/12).

**2009-10:** Completed in 32 games, starting in all but two ... Missed the game against Cincinnati (02/16) with a sprained right knee ... Ranked third on the team with 10.4 points and led the way with 7.5 boards per game, which ranked ninth in the BIG EAST ... Ranked fifth in offensive rebounds per game at 3.1 ... Also had the second-most blocks with 21 ... Led the team in shooting percentage, making 52.7 percent of his floor shots (128-of-243), putting him 11th in the league ... Sank 78-of-123 free throws (63.4 percent) ... Had seven double-doubles on the season ... Made his first NCAA D-I start at SMU (11/13) with nine points and two rebounds ... Nearly posted a double double with 12 points and eight boards against Virginia (11/16) ... Pulled down 11 boards against Davidson (11/19), followed by a 16-point effort against South Carolina the next night ... Posted 13 points against UNC Wilmington (11/22) ... Knocked down 7-of-8 shots for 16 points with eight rebounds and two assists against Kent State (11/25) ... Contributed 16 points on 7-of-10 shooting and had a double-double with 10 rebounds against Hampton (12/2) ... Had his second double-double of the season against UCF with 11 points and 10 rebounds (12/16) ... Posted his second-straight double-double with 11 points and 10 boards against USFCA (12/19) ... Posted his fourth double-double of the year with 12 points and 10 rebounds at Louisville (12/30) ... Swatted away four shots and went 7-of-10 from the floor for 14 points against Notre Dame (01/05) ... Nearly had a double-double against Syracuse (1/10), contributing nine points with 12 rebounds ... Earned his fifth double-double of the year with 13 points and 12 rebounds against Rutgers (01/16) ... Knocked down 14 points on 5-of-9 shooting and grabbed seven rebounds at Cincinnati (01/20) ... Posted 17 points with seven rebounds at Providence (01/23) ... Went 7-of-11 from the free throw line and 4-of-9 from the field for 15 points and a career-high 14 rebounds against Seton Hall (01/28) ... Contributed seven points and four rebounds at Georgetown (02/03) ... Posted a career-high 18 points on 8-of-9 shooting with eight rebounds at Notre Dame (02/07) ... Earned his seventh double-double of the season with 12 points and 10 rebounds at Marquette (02/13) ... Did not make the start at Villanova (02/24) after missing practice time due to the birth of his daughter ... Added eight points and seven rebounds in win over DePaul (03/09) in BIG EAST Championship ... Posted 10 points and seven rebounds in the last game of the season against NC State (03/16) in the NIT.

**Community College:** Spent the past two years at Westchester Community College where he was one of 10 players named to the NJCAA Division I All-American first-team for the 2008-2009 season ... Rated 11th best junior college player in the country by Rivals.com ... Averaged 25.2 points, 13.6 rebounds and 2.1 blocks per game as a sophomore at WCC ... The 25.2 points per game ranked third in the country in scoring among junior colleges and the 13.7 rebounds was second best nationally ... Shot 58.3 percent from the field ... Scored 30 or more points seven times with a single-game high of 36 ... Recorded 20 or more rebounds three times with a single-game high of 25 ... Combined games of 36 points and 21 rebounds, 32 points and 23 rebounds and 28 points and 25 rebounds ... Helped WCC to a 19-11 record as a sophomore ... Named Region 15 Player of the Year and Mid-Hudson Conference Player of the Year ... Averaged 21.8 points and 11.0 rebounds a game as a freshman ... First Team Region 15 and First Team All Mid-Hudson as a freshman ... Tallied 1,411 points and 741 rebounds in his two seasons at WCC, averaging 23.5 points and 12.3 rebounds ... Coached by Tyrone Mushatt at WCC.

**High School:** Spent a year at prep school at Houston Inner City Academy prior to attending WCC ... Graduated from Blessed Sacrament High School in New Rochelle, N.Y.

**Personal:** Son of Jerome and the late Dianne Famous ... Chose USF over Arizona, Missouri, Seton Hall, Pittsburgh, Houston and St. John's ... Signed with USF on April 23, 2009.

Opposition	2009-10		
	P	R	A
at SMU	9	2	0
VIRGINIA	12	8	2
vs Davidson	4	11	1
vs South Carolina	16	9	0
vs UNCW	13	4	0
KENT STATE	16	8	2
FAU	6	9	0
HAMPTON	16	10	0
CMU	5	1	1
UCF	11	10	0
vs USFCA	11	10	0
vs USD	14	7	1
at Louisville	12	10	0
NOTRE DAME	14	6	0
at Syracuse	9	12	0
WEST VIRGINIA	6	5	0
RUTGERS	13	12	1
at Cincinnati	14	7	1
at Providence	17	7	1
SETON HALL	15	14	0
PITTSBURGH	8	4	0
at Georgetown	7	4	0
at Notre Dame	18	8	0
at Marquette	12	10	2
CINCINNATI	DNP		
ST. JOHN'S	3	6	1
at Villanova	7	4	1
PROVIDENCE	6	6	1
at DePaul	8	9	1
UCONN	9	6	0
vs DePaul	6	8	0
vs Georgetown	7	7	0
NC STATE	10	7	0


## Famous Season / Career Highs

<b>Points</b>
Season: 22, at Cleveland State (12/22/10)
Career: 22, at Cleveland State (12/22/10)
<b>Rebounds</b>
Season: 14, vs. Providence (01/16/11)
Career: 14 (2), last vs. Providence (01/16/11)
<b>Assists</b>
Season: 2, vs. Liberty (11/23/10)
Career: 2 (4), last vs. Liberty (11/23/10)
<b>Steals</b>
Season: 2, vs. Auburn (12/15/10)
Career: 2 (3), last vs. Auburn (12/15/10)
<b>Blocked Shots</b>
Season: 2 (2), last vs. James Madison (12/18/10)
Career: 4, vs. Notre Dame (01/05/10)
<b>Field Goals</b>
Season: 9, at Cleveland State (12/22/10)
Career: 9, at Cleveland State (12/22/10)
<b>Field Goal Attempts</b>
Season: 14, at Cleveland State (12/22/10)
Career: 16, at Providence (01/23/10)
<b>Free Throws</b>
Season: 9, vs. Auburn (12/15/10)
Career: 9, vs. Auburn (12/15/10)
<b>Free Throw Attempts</b>
Season: 13, vs. Auburn (12/15/10)
Career: 13, vs. Auburn (12/15/10)
<b>3-Point Field Goals</b>
Season: ----
Career: ----
<b>3-Point Field Goal Attempts</b>
Season: 1, vs. BYU (11/26/10)
Career: 1, vs. BYU (11/26/10)
<b>Foul Disqualifications</b>
Season: 1, vs. James Madison (12/18/10)
Career: 3, 2009-10
<b>Minutes</b>
Season: 31, at Cleveland State (12/22/10)
Career: 42, vs. Seton Hall (01/28/10)

## CAREER STATISTICS

Season	GP	GS	Min.	Avg.	Total			3-Point			Free Throws			Rebounds				Scoring							
					FG	FGA	Pct.	FG	FGA	Pct.	FT	FTA	Pct.	Off.	Def.	Tot.	Avg.	PF	FO	Ast.	TO	Blk	Stl	Pts.	Avg.
2009-10	32	30	949	29.7	128	243	.527	0	0	.000	78	123	.634	98	143	241	7.5	91	3	16	66	21	16	334	10.4
2010-11	20	14	424	21.2	62	118	.525	0	1	.000	54	74	.730	54	63	117	5.9	43	1	9	31	11	6	178	8.9
<b>TOTAL</b>	<b>52</b>	<b>44</b>	<b>1373</b>	<b>26.4</b>	<b>190</b>	<b>361</b>	<b>.526</b>	<b>0</b>	<b>1</b>	<b>.000</b>	<b>132</b>	<b>197</b>	<b>.670</b>	<b>152</b>	<b>206</b>	<b>358</b>	<b>6.9</b>	<b>134</b>	<b>4</b>	<b>25</b>	<b>97</b>	<b>32</b>	<b>22</b>	<b>512</b>	<b>9.8</b>

Opponent	Date	GS	Min	TOTAL			3-PTS			FREE THROWS			REBOUNDS				PF	FO	A	TO	Blk	Stl	Pts	Avg	
				FG	FGA	Pct	3FG	FGA	Pct	FT	FTA	Pct	Off	Def	Tot	Avg									
SOUTHERN MISS	11-12-10	*	28	4	5	.800	0	0	.000	2	3	.667	4	4	8	8.0	0	0	1	0	1	0	10	10.0	
ST. FRANCIS	11-15-10	*	16	2	4	.500	0	0	.000	1	3	.333	3	4	7	7.5	2	0	0	4	1	0	5	7.5	
at UCF	11-18-10	*	15	1	2	.500	0	0	.000	0	0	.000	1	4	5	6.7	2	0	0	2	0	0	2	5.7	
GEORGIA SOUTHERN	11-21-10	*	24	3	6	.500	0	0	.000	6	10	.600	2	1	3	5.8	3	0	0	4	1	0	12	7.3	
LIBERTY	11-23-10		16	2	3	.667	0	0	.000	0	0	.000	0	3	3	5.2	3	0	2	0	1	0	4	6.6	
vs No. 23 BYU	11-26-10		25	2	5	.400	0	1	.000	4	4	1.000	1	3	4	5.0	1	0	1	2	2	0	8	6.8	
vs Texas Tech	11-27-10	*	16	4	6	.667	0	0	.000	2	2	1.000	1	2	3	4.7	3	0	0	0	0	0	10	7.3	
VCU	12-01-10		13	2	4	.500	0	0	.000	0	0	.000	3	1	4	4.6	0	0	0	1	1	0	4	6.9	
at Florida Atlantic	12-04-10	*	20	3	6	.500	0	0	.000	3	5	.600	2	2	4	4.6	0	0	1	1	0	1	9	7.1	
at Kent State	12-12-10					DNP - Illness																			
AUBURN	12-15-10		25	3	4	.750	0	0	.000	9	13	.692	3	3	6	4.7	2	0	0	2	1	2	15	7.9	
JAMES MADISON	12-18-10	*	28	5	12	.417	0	0	.000	1	1	1.000	5	5	10	5.2	5	1	0	2	2	0	11	8.2	
at Cleveland State	12-22-10	*	31	9	14	.643	0	0	.000	4	4	1.000	5	6	11	5.7	1	0	0	2	0	1	22	9.3	
at Seton Hall	12-28-10	*	28	3	8	.375	0	0	.000	5	6	.833	4	3	7	5.8	0	0	1	4	1	0	11	9.5	
at UConn	12-31-10	*	20	2	5	.400	0	0	.000	2	5	.400	3	3	6	5.8	4	0	1	1	0	0	6	9.2	
VILLANOVA	01-06-11		22	2	3	.667	0	0	.000	4	4	1.000	3	0	3	5.6	3	0	0	1	0	0	8	9.1	
LOUISVILLE	01-09-11	*	20	2	3	.667	0	0	.000	5	6	.833	3	1	4	5.5	3	0	0	1	0	0	9	9.1	
at Cincinnati	01-12-11	*	21	3	6	.500	0	0	.000	3	4	.750	0	5	5	5.5	4	0	0	2	0	1	9	9.1	
PROVIDENCE	01-16-11	*	24	7	13	.538	0	0	.000	1	2	.500	7	7	14	5.9	2	0	1	0	0	1	15	9.4	
at Rutgers	01-20-11	*	21	2	5	.400	0	0	.000	2	2	1.000	3	4	7	6.0	1	0	1	1	0	0	6	9.3	
at West Virginia	01-23-11		11	1	4	.250	0	0	.000	0	0	.000	1	2	3	5.9	4	0	0	1	0	0	2	8.9	
<b>Totals</b>			<b>14</b>	<b>424</b>	<b>62</b>	<b>118</b>	<b>.525</b>	<b>0</b>	<b>1</b>	<b>.000</b>	<b>54</b>	<b>74</b>	<b>.730</b>	<b>54</b>	<b>63</b>	<b>117</b>	<b>5.9</b>	<b>43</b>	<b>1</b>	<b>9</b>	<b>31</b>	<b>11</b>	<b>6</b>	<b>178</b>	<b>8.9</b>



# TOARLYN FITZPATRICK #32

Sophomore | Forward | 6-8 | 230

Tampa, Fla. | King HS

**2010-11:** Handed out a career-high three assists against Auburn (12/15) ... Second-career double-double was against No. 23 BYU (11/26) with 10 points and 11 rebounds in just 18 minutes ... Scored 13 points and grabbed nine rebounds against Georgia Southern (11/21), the school he signed with coming out of high school.

**2009-10:** Saw action in all 33 games, starting in 22 ... Moved into a starting role when teammate Augustus Gilchrist went down with an ankle injury and started all but two games the rest of the way, beginning with UCF (12/16) ... Averaged 4.3 points and 4.5 rebounds per game in 22.1 minutes per contest ... Led the team with 32 blocks on the season while also contributing 20 steals and 12 assists ... Shot 53-of-133 (39.8 percent) from the floor, including 3-of-10 from 3-point range ... Also hit 32-of-58 free throws (55.2 percent) ... Played 20 minutes in his first collegiate game at SMU (11/13), grabbing three rebounds ... Scored his first collegiate points with a layup with 5:30 left in the first half against Davidson (11/19) ... Added four more points the next night against South Carolina (11/20) ... Contributed six rebounds with three points and two blocks against UNC Wilmington (11/22) ... Scored nine points with four boards and two blocks against Kent State (11/25) ... Added five rebounds against FAU (11/25) ... Had 11 points on 5-of-9 shooting against Hampton (12/2) ... Had a season-high seven rebounds with five points against CMU (12/13) ... Made his first career start against UCF (12/16), contributing nine rebounds with two points and two blocks ... Had his first career double-double with 11 points and a career-high 11 rebounds at Louisville (12/30) ... Went 4-of-5 from the field and 5-of-7 from the free throw line for a career-high 13 points with six boards and three blocks against Notre Dame (01/05) ... Knocked down his first career 3-pointer and went 4-of-8 overall for 12 points along with seven rebounds and a career-high five steals against Rutgers (01/16) ... Sank the game-tying 3-pointer with .2 seconds left to send the game into overtime at Providence (01/23), a game the Bulls won after that first extra session ... Shot 4-of-4 and had 12 points all together with eight rebounds against the Friars ... Contributed seven points against Seton Hall (01/28) ... Grabbed 10 rebounds in an upset win over No. 17 Pitt (01/31) ... Posted six points and six boards with two steals at Georgetown (02/03) ... Contributed four points, five rebounds and three blocks against DePaul (03/09) in BIG EAST Championship ... Also blocked two shots against Georgetown the next day (03/10) on back-to-back possessions for the Hoyas to open the second half.

**High School:** One of the top forwards in Florida out of Tampa King High School and was named the St. Petersburg Times' Suncoast Player of the Year after averaging a double-double as a senior with 14.0 points and 11.3 rebounds per game ... Also chipped in 4.3 blocks, 3.0 assists and 2.0 steals per game ... Led King to its best season in school history as a senior, finishing 23-7 and leading the Lions to their first ever 5A state final four appearance ... Had a 10-assist and two eight-assist outings ... Also had two eight-block games and a school single-game record 25-rebound game ... Tallied a triple-double in region final win with 18 points, 18 rebounds and 10 assists ... Scored more than 2,000 career points in his high school career ... Named to the Tampa Tribune's All-Hillsborough County Boys Basketball first-team and named a Tampa Bay Basketball Coaches Association All-Star and Florida Athletic Coaches Association All-Star ... Averaged 15.5 points and 9.0 rebounds per game as a junior ... Was an All-Western Conference and All-Bay Area Suncoast Team honoree, and was named Tournament MVP of the Alonso Holiday Classic as a junior ... Posted 15.0 points and 9.7 rebounds an outing as a sophomore and was named to the All-Western Conference and All-Hillsborough County teams ... Coached by Sam Lanier at King ... Chose USF over Miami, Alabama, Auburn, Tulane, Ole Miss and Florida State.

**Personal:** Son of Limbana Lester ... Has one younger sister, Torri Fitzpatrick ... Born Sept. 4, 1989 ... Majoring in communications ... Signed with Georgia Southern in the November signing period but was granted a release from his NLI after Georgia Southern's coach resigned at the end of the season ... Signed with USF on April 24, 2009.

## Fitzpatrick Season / Career Highs

**Points**  
Season: 13, vs. Ga. Southern (11/21/10)  
Career: 13 (2), last vs. Ga. Southern (11/21/10)

**Rebounds**  
Season: 11 (2), last at Kent State (12/12/10)  
Career: 11 (3), last at Kent State (12/12/10)

**Assists**  
Season: 3, vs. Auburn (12/15/10)  
Career: 3, vs. Auburn (12/15/10)

**Steals**  
Season: 1 (5), last at Rutgers (01/20/10)  
Career: 5, vs. Rutgers (01/16/10)

**Blocked Shots**  
Season: 2 (4), last at Rutgers (01/20/10)  
Career: 3 (2), last vs. DePaul (03/09/10)

**Field Goals**  
Season: 5, vs. Ga. Southern (11/21/10)  
Career: 5 (2), last vs. Ga. Southern (11/21/10)

**Field Goal Attempts**  
Season: 9, vs. Providence (01/16/11)  
Career: 9 (2), last vs. Providence (01/16/11)

**Free Throws**  
Season: 5, vs. BYU (11/26/10)  
Career: 5 (3), last vs. BYU (11/26/10)

**Free Throw Attempts**  
Season: 6 (2), last vs. Auburn (12/15/10)  
Career: 10, at Louisville (12/30/09)

**3-Point Field Goals**  
Season: 2 (2), last at Kent State (12/12/10)  
Career: 2 (2), last at Kent State (12/12/10)

**3-Point Field Goal Attempts**  
Season: 3 (2), last at Kent State (12/12/10)  
Career: 3 (2), last at Kent State (12/12/10)

**Foul Disqualifications**  
Season: 1, vs. James Madison (12/18/10)  
Career: 1, 2009-10

**Minutes**  
Season: 31, at Kent State (12/12/10)  
Career: 36, vs. Notre Dame (01/05/10)

Opposition	2009-10		
	P	R	A
at SMU	0	3	0
VIRGINIA	0	1	0
vs Davidson	2	3	0
vs South Carolina	4	2	0
vs UNCW	3	6	1
KENT STATE	9	4	1
FAU	1	5	2
HAMPTON	11	4	1
CMU	5	7	0
UCF	2	9	1
vs USFCA	0	5	0
vs USD	7	5	1
at LOUISVILLE	11	11	0
NOTRE DAME	13	6	0
at Syracuse	2	5	1
WEST VIRGINIA	2	7	0
RUTGERS	12	7	2
at Cincinnati	5	2	0
at Providence	12	8	0
SETON HALL	7	1	0
PITTSBURGH	3	10	0
at Georgetown	6	6	0
at Notre Dame	2	3	0
at Marquette	0	4	2
CINCINNATI	4	4	0
ST. JOHN'S	0	2	0
at Villanova	0	0	0
PROVIDENCE	2	1	0
at DePaul	2	3	0
UCONN	4	3	0
vs DePaul	4	5	0
vs Georgetown	2	4	0
NC STATE	4	3	0

## CAREER STATISTICS

Season	GP	GS	Min.	Avg.	Total			3-Point			Free Throws			Rebounds				Scoring							
					FG	FGA	Pct.	FG	FGA	Pct.	FT	FTA	Pct.	Off.	Def.	Tot.	Avg.	PF	FO	Ast.	TO	Blk	Stl	Pts.	Avg.
2009-10	33	22	729	22.1	53	133	.398	3	10	.300	32	58	.552	58	91	149	4.5	81	1	12	42	32	20	141	4.3
2010-11	21	2	263	12.5	23	60	.383	6	17	.353	21	29	.724	24	61	85	4.0	37	1	13	27	12	6	73	3.5
<b>TOTAL</b>	<b>54</b>	<b>24</b>	<b>992</b>	<b>18.4</b>	<b>76</b>	<b>193</b>	<b>.394</b>	<b>9</b>	<b>27</b>	<b>.333</b>	<b>53</b>	<b>87</b>	<b>.609</b>	<b>82</b>	<b>152</b>	<b>234</b>	<b>4.3</b>	<b>118</b>	<b>2</b>	<b>25</b>	<b>69</b>	<b>44</b>	<b>26</b>	<b>214</b>	<b>4.0</b>

## 2010-11

Opponent	Date	GS	Min	TOTAL			3-PTS			FREE THROWS			REBOUNDS				PF	FO	A	TO	Blk	Stl	Pts	Avg
				FG	FGA	Pct	3FG	FGA	Pct	FT	FTA	Pct	Off	Def	Tot	Avg								
SOUTHERN MISS	11-12-10	14	2	5	.400	0	1	.000	0	0	.000	0	2	2	2.0	4	0	1	1	0	0	4	4.0	
ST. FRANCIS	11-15-10	13	0	0	.000	0	0	.000	2	2	1.000	0	3	3	2.5	3	0	1	1	0	0	2	3.0	
at UCF	11-18-10	11	0	2	.000	0	0	.000	0	1	.000	1	3	4	3.0	1	0	1	2	0	0	0	2.0	
GEORGIA SOUTHERN	11-21-10	16	5	6	.833	2	3	.667	1	1	1.000	2	7	9	4.5	2	0	2	4	2	0	13	4.8	
LIBERTY	11-23-10	12	1	2	.500	1	2	.500	0	0	.000	2	3	5	4.6	1	0	0	2	0	0	3	4.4	
vs No. 23 BYU	11-26-10	18	2	3	.667	1	1	1.000	5	6	.833	3	8	11	5.7	3	0	0	1	2	0	10	5.3	
vs Texas Tech	11-27-10	8	0	1	.000	0	0	.000	0	0	.000	0	0	0	4.9	0	0	0	1	0	0	0	4.6	
VCU	12-01-10	9	1	3	.333	0	0	.000	0	0	.000	1	3	4	4.8	1	0	1	1	0	0	2	4.3	
at Florida Atlantic	12-04-10	11	2	4	.500	0	1	.000	4	4	1.000	1	1	2	4.4	0	0	0	0	0	0	8	4.7	
at Kent State	12-12-10	*	31	2	8	.250	2	3	.667	0	2	.000	4	7	11	5.1	3	0	0	5	2	1	6	4.8
AUBURN	12-15-10	*	25	1	4	.250	0	1	.000	4	6	.667	3	6	9	5.5	2	0	3	1	1	1	6	4.9
JAMES MADISON	12-18-10	16	0	2	.000	0	1	.000	0	0	.000	1	2	3	5.3	5	1	0	2	0	0	0	4.5	
at Cleveland State	12-22-10	8	0	0	.000	0	0	.000	1	2	.500	1	3	4	5.2	0	0	1	0	1	1	1	4.2	
at Seton Hall	12-28-10	5	1	2	.500	0	0	.000	0	0	.000	0	2	2	4.9	1	0	0	0	0	0	2	4.1	
at UConn	12-31-10	11	1	3	.333	0	0	.000	0	1	.000	1	1	2	4.7	2	0	1	2	0	1	2	3.9	
VILLANOVA	01-06-11	3	0	0	.000	0	0	.000	0	0	.000	0	0	0	4.4	1	0	0	1	0	0	0	3.7	
LOUISVILLE	01-09-11	3	0	1	.000	0	1	.000	0	0	.000	1	0	1	4.2	1	0	1	0	0	0	0	3.5	
at Cincinnati	01-12-11	8	0	0	.000	0	0	.000	2	2	1.000	0	1	1	4.1	1	0	0	2	1	0	2	3.4	
PROVIDENCE	01-16-11	16	4	9	.444	0	2	.000	2	2	1.000	2	2	4	4.1	3	0	0	0	1	1	10	3.7	
at Rutgers	01-20-11	12	0	4	.000	0	1	.000	0	0	.000	0	5	5	4.1	2	0	1	0	2	1	0	3.6	
at West Virginia	01-23-11	13	1	1	1.000	0	0	.000	0	0	.000	1	2	3	4.0	1	0	0	1	0	0	2	3.5	
<b>Totals</b>		<b>2</b>	<b>263</b>	<b>23</b>	<b>60</b>	<b>.383</b>	<b>6</b>	<b>17</b>	<b>.353</b>	<b>21</b>	<b>29</b>	<b>.724</b>	<b>24</b>	<b>61</b>	<b>85</b>	<b>4.0</b>	<b>37</b>	<b>1</b>	<b>13</b>	<b>27</b>	<b>12</b>	<b>6</b>	<b>73</b>	<b>3.5</b>



# AUGUSTUS GILCHRIST #24

Junior | Forward | 6-10 | 245

Clinton, Md. | Maryland | Progressive Christian Academy | Friendly HS

**BIG EAST Weekly Honor Roll - Nov. 30, 2009 | BIG EAST Rookie of the Week - Jan. 26, 2009**  
**South Padre Invitational All-Tournament Team (2010)**

**2010-11:** Back-to-back double-doubles with 16 points/10 rebounds vs. Villanova (1/6) and 25 points/10 rebounds vs. Louisville (1/9) ... Scored 21 points and had eight rebounds at No. 4 UConn in his first start in five games ... Broke out with 23 points on a perfect 8-for-8 performance from the field against Georgia Southern (11/21) ... Scored 14 points at UCF (11/18) ... Grabbed 10 rebounds and scored eight points against Southern Miss (11/12).

**2009-10:** Competed in 18 games, starting in 10 ... Missed 15 games due to a severe ankle sprain midway through the season ... Was leading the team with 18.8 points per game at the time of his injury ... Finished the season second on the team with an average of 13.4 points and third with 5.9 rebounds in 28.2 minutes per game ... Hit 48.5 percent (80-of-165) from the field, including 13-of-27 (48.1 percent) from 3-point range ... Led the team in free throw shooting, hitting 68-of-90 (75.6 percent) ... Also contributed 17 blocks ... Sank 15-of-16 free throws against Davidson (11/19) to tie the second-best mark in school history with Solomon Bozeman, who also had 15 against Stetson Nov. 27, 2006 ... Added 19 points the next night against South Carolina, including 10-of-12 on free throws ... Added 23 second-half points and a career-high 27 all-together on 10-of-12 shooting with seven rebounds and three blocks against FAU (11/27).

**2008-09:** Summer transfer from Maryland who became eligible at the end of the first semester ... First game available was Dec. 14 vs. Niagara ... Appeared in all 25 games he was eligible for, starting 12 ... Averaged 10.2 points per game, third best on the team ... Also averaged 4.4 rebounds, 0.5 assists and a team-high 24 blocked shots ... Started in his USF and collegiate debut vs. Niagara (12/14) ... Was named BIG EAST Rookie of the Week after averaging 17 points, nine rebounds and one block in games vs. DePaul and Villanova ... Double-double against DePaul (1/20) with 16 points and 11 rebounds.

**Before USF:** Transfer from Maryland who signed a grant-in-aid to attend USF ... Originally signed with Virginia Tech in November 2006 but was granted a release from his National Letter of Intent ... Then enrolled at Maryland in January but the Atlantic Coast Conference ruled he would not be eligible until the completion of the fall 2008 semester and would lose a year of eligibility because of ACC intra-conference transfer rules.

**High School:** Spent senior season at Progressive Christian Academy in Camp Springs, Md. ... Attended Friendly High School in Fort Washington, Md., for three years where he was a teammate of current USF guard Chris Howard as a freshman ... Ranked 52nd nationally by Rivals in the 2007 class and 55th by Scout ... Rated the ninth best center by Scout and the 14th best power forward by Rivals ... Named MVP of the 2007 Capital Classic after scoring 24 points and grabbing nine rebounds ... As a senior he averaged 24 points, 12 rebounds and five blocked shots per game ... As a junior, Gilchrist averaged 16 points and 11 rebounds ... Coached by Curtis Malone as a member of the D.C. Assault AAU program.

**Personal:** Undecided on major ... Son of Augustus Sr. and Donna ... Born October 15, 1989.

2008-09				2009-10			
Opposition	P	R	A	Opposition	P	R	A
SMU	DNP			at SMU	23	9	0
at Virginia	DNP			VIRGINIA	18	8	3
High Point	DNP			vs Davidson	21	8	0
Northeastern	DNP			vs South Carolina	19	7	1
at UAB	DNP			vs UNCW	14	6	0
at UCF	DNP			KENT STATE	19	7	1
Niagara	8	6	1	FAU	27	7	0
vs. Vanderbilt	12	8	0	HAMPTON	9	7	1
vs. Murray St.	8	6	1	CMU	DNP		
vs. Wright St.	4	3	0	UCF	DNP		
vs. Oral Rob.	11	4	1	vs. USFCA	DNP		
Iona	6	5	0	vs. USD	DNP		
Syacuse	7	3	1	at Louisville	DNP		
Louisville	11	3	0	NOTRE DAME	DNP		
at DePaul	16	4	0	at Syracuse	DNP		
at Pittsburgh	22	3	1	WEST VIRGINIA	DNP		
at West Virginia	2	2	0	RUTGERS	DNP		
DePaul	16	11	0	at Cincinnati	DNP		
Villanova	18	7	0	at Providence	DNP		
at Louisville	5	3	0	SETON HALL	DNP		
at St. John's	12	4	0	PITTSBURGH	DNP		
Marquette	6	4	2	at Georgetown	DNP		
Providence	2	4	2	at Notre Dame	DNP		
at Notre Dame	6	1	1	at Marquette	7	4	0
Georgetown	11	3	0	CINCINNATI	10	6	1
UConn	15	4	0	at UConn	2	2	0
at Seton Hall	20	7	1	at Villanova	5	8	0
West Virginia	5	3	0	PROVIDENCE	21	6	1
Cincinnati	13	4	1	at DePaul	11	5	1
at Rutgers	7	3	0	UConn	17	3	0
vs. Seton Hall	12	6	0	vs DePaul	2	3	0
				vs Georgetown	9	8	0
				NC STATE	7	2	0

## Gilchrist Season / Career Highs

**Points**

Season: 25, vs. Louisville (01/09/11)  
 Career: 27, vs. FAU (11/27/09)

**Rebounds**

Season: 10 (4) last at West Virginia (1/23/11)  
 Career: 11, vs. DePaul (1/20/09)

**Assists**

Season: 4, at Cincinnati (11/12/11)  
 Career: 4, at Cincinnati (11/12/11)

**Steals**

Season: 3, vs. VCU (12/01/10)  
 Career: 3, vs. VCU (12/01/10)

**Blocked Shots**

Season: 2 (2) last vs. VCU (12/01/10)  
 Career: 5, vs. Louisville (1/7/09)

**Field Goals**

Season: 10, vs. Louisville (01/09/11)  
 Career: 10 (3), last vs. Louisville (01/09/11)

**Field Goal Attempts**

Season: 21, vs. Louisville (01/09/11)  
 Career: 21, vs. Louisville (01/09/11)

**Free Throws**

Season: 8, at West Virginia (1/23/11)  
 Career: 15, vs. Davidson (11/19/09)

**Free Throw Attempts**

Season: 12, vs. Ga. Southern (11/21/10)  
 Career: 16, vs. Davidson (11/19/09)

**3-Point Field Goals**

Season: 1 (1), last vs. Louisville (01/09/11)  
 Career: 3 (2), last vs. Kent State (11/25/09)

**3-Point Field Goal Attempts**

Season: 3, vs. Southern Miss (11/12/10)  
 Career: 6 (2), last at UConn (2/21/09)

**Foul Disqualifications**

Season: -----  
 Career: 2, 2008-09

**Minutes**

Season: 38, at UConn (12/31/10)  
 Career: 38, at UConn (12/31/10)


## CAREER STATISTICS

Season	GP	GS	Min.	Avg.	Total			3-Point			Free Throws			Rebounds				Scoring							
					FG	FGA	Pct.	FG	FGA	Pct.	FT	FTA	Pct.	Off.	Def.	Tot.	Avg.	Pf	Fo	Ast.	To	Blk	Stl	Pts.	Avg.
2008-09	25	12	605	24.2	99	245	.404	14	43	.326	43	77	.558	42	69	111	4.4	56	2	12	42	24	7	255	10.2
2009-10	18	10	507	28.2	80	165	.485	13	27	.481	68	90	.756	40	66	106	5.9	38	0	9	42	17	4	241	13.4
2010-11	18	14	509	28.3	87	185	.470	4	16	.250	59	92	.641	39	79	118	6.6	49	0	17	48	14	8	237	13.2
<b>TOTAL</b>	<b>61</b>	<b>36</b>	<b>1621</b>	<b>26.6</b>	<b>266</b>	<b>595</b>	<b>.447</b>	<b>31</b>	<b>86</b>	<b>.360</b>	<b>170</b>	<b>259</b>	<b>.656</b>	<b>121</b>	<b>214</b>	<b>335</b>	<b>5.5</b>	<b>143</b>	<b>2</b>	<b>38</b>	<b>132</b>	<b>55</b>	<b>19</b>	<b>733</b>	<b>12.0</b>

## 2010-11

Opponent	Date	GS	Min	TOTAL			3-PTS			FREE THROWS			REBOUNDS				PF	FO	A	TO	Blk	Stl	Pts	Avg	
				FG	FGA	Pct	3FG	FGA	Pct	FT	FTA	Pct	Off	Def	Tot	Avg									
SOUTHERN MISS	11-12-10	*	25	4	16	.250	0	3	.000	0	2	.000	3	7	10	10.0	4	0	0	4	1	0	8	8.0	
ST. FRANCIS	11-15-10	*	27	3	5	.600	1	2	.500	0	1	.000	1	4	5	7.5	0	0	0	1	0	1	7	7.5	
at UCF	11-18-10	*	26	7	14	.500	0	0	.000	0	0	.000	1	3	4	6.3	4	0	0	3	0	0	14	9.7	
GEORGIA SOUTHERN	11-21-10	*	30	8	8	1.000	0	0	.000	7	12	.583	1	6	7	6.5	3	0	1	2	0	0	23	13.0	
LIBERTY	11-23-10	*	23	0	4	.000	0	0	.000	3	4	.750	2	1	3	5.8	3	0	1	1	1	0	3	11.0	
vs No. 23 BYU	11-26-10	*	29	5	10	.500	1	2	.500	3	5	.600	1	4	5	5.7	4	0	0	2	2	0	14	11.5	
vs Texas Tech	11-27-10	*	29	3	6	.500	0	1	.000	4	10	.400	2	7	9	6.1	1	0	0	2	1	0	10	11.3	
VCU	12-01-10	*	36	5	10	.500	1	1	1.000	1	2	.500	2	3	5	6.0	4	0	1	1	2	3	12	11.4	
at Florida Atlantic	12-04-10	*	25	2	7	.286	0	1	.000	1	2	.500	2	5	7	6.1	3	0	1	2	0	1	5	10.7	
at Kent State	12-12-10					DNP																			
AUBURN	12-15-10					DNP																			
JAMES MADISON	12-18-10					DNP																			
at Cleveland State	12-22-10		19	5	8	.625	0	0	.000	2	2	1.000	1	3	4	5.9	2	0	2	6	1	0	12	10.8	
at Seton Hall	12-28-10		22	5	11	.455	0	0	.000	2	3	.667	1	3	4	5.7	3	0	0	1	1	0	12	10.9	
at UConn	12-31-10	*	38	7	14	.500	0	0	.000	7	11	.636	2	6	8	5.9	4	0	1	5	1	1	21	11.8	
VILLANOVA	01-06-11	*	35	5	14	.357	0	3	.000	6	7	.857	6	4	10	6.2	3	0	1	1	1	0	16	12.1	
LOUISVILLE	01-09-11		32	10	21	.476	1	1	1.000	4	6	.667	2	8	10	6.5	0	0	1	2	0	1	25	13.0	
at Cincinnati	01/12/11	*	30	3	11	.273	0	2	.000	5	6	.833	3	4	7	6.5	3	0	4	4	0	0	11	12.9	
PROVIDENCE	01-16-11		20	4	8	.500	0	0	.000	2	4	.500	4	3	7	6.6	3	0	3	2	1	0	10	12.7	
at Rutgers	01-20-11	*	30	5	6	.833	0	0	.000	4	4	1.000	2	1	3	6.4	4	0	1	3	1	1	14	12.8	
at West Virginia	01-23-11	*	33	6	12	.500	0	0	.000	8	11	.727	3	7	10	6.6	1	0	0	6	1	0	20	13.2	
<b>Totals</b>			14	509	87	185	.470	4	16	.250	59	92	.641	39	79	118	6.6	49	0	17	48	14	8	237	13.2





# SHEDRICK HAYNES

Junior | Guard | 6-0 | 180

# # 11

Bradenton, Fla. | Lackawanna JC – Pa. | Booker HS

**2010-11:** Notched six assists and five points in 26 minutes against St. Francis (11/15) ... Made USF debut against Southern Miss, scoring six points and handing out a team-high three assists in nine minutes.

**Lackawanna JC (2009-10):** Averaged 18.5 points per game and had 105 rebounds, 71 assists and 36 steals in his sophomore season ... Region XIX Division II All-Region First Team ... One of the country's top Ju-Co 3-point shooters, hitting 98 treys at a 42 percent clip in his sophomore season with the Falcons.

**Manatee Community College (2008-09):** Averaged 13 points, four assists and three steals per game ... SunCoast All-Conference Team.

**Booker High:** Standout in both basketball and football.

**Personal:** Born March 31, 1988 ... Son of James and Carolyn Haynes ... Brother to James, Mike and Jayme ... Participated in the Top 120 Jerry Mullen All-American Camp in July 2009 ... Owns a 42-inch vertical leap ... Plans to major in criminology or communications ... Played for the Bay City Ballers AAU team.

**From Coach Heath:** We are excited about Shedrick joining the Bulls. He was at Lackawanna College last season, but is originally from the Bradenton area. He will help us as a point guard, not only to run the team as a point guard, but also to shoot the ball from that position. He is a good communicator on the floor and is excited to be a Bull.

## 2010-11 Season Highs

<b>Points</b>
6 (2), last at FAU (12/04/10)
<b>Rebounds</b>
2, at FAU (12/04/10)
<b>Assists</b>
6, vs. St. Francis (11/15/10)
<b>Steals</b>
1 (4), last vs. Villanova (01/06/11)
<b>Blocked Shots</b>
<b>Field Goals</b>
3, at FAU (12/04/10)
<b>Field Goal Attempts</b>
5 (2), last at FAU (12/04/10)
<b>Free Throws</b>
2, vs. St. Francis (11/15/10)
<b>Free Throw Attempts</b>
2 (2), last vs. St. Francis (11/15/10)
<b>3-Point Field Goals</b>
1 (3) last vs. BYU (11/26/10)
<b>3-Point Field Goal Attempts</b>
4, vs. St. Francis (11/15/10)
<b>Foul Disqualifications</b>
<b>Minutes</b>
26, vs. St. Francis (11/15/10)

## LACKAWANNA CAREER STATISTICS

Season	GP	GS	Min.	Avg.	Total			3-Point			Free Throws			Rebounds				Scoring							
					FG	FGA	Pct.	FG	FGA	Pct.	FT	FTA	Pct.	Off.	Def.	Tot.	Avg.	PF	FO	Ast.	TO	Blk	Stl	Pts.	Avg.
2009-10	30				190	444	.430	98	232	.420	94	124	.76	30	89	119	3.9			76	106	3	40	572	19.1

## USF CAREER STATISTICS

Season	GP	GS	Min.	Avg.	Total			3-Point			Free Throws			Rebounds				Scoring							
					FG	FGA	Pct.	FG	FGA	Pct.	FT	FTA	Pct.	Off.	Def.	Tot.	Avg.	PF	FO	Ast.	TO	Blk	Stl	Pts.	Avg.
2010-11	18	0	130	7.2	8	26	.308	3	16	.188	3	4	.750	1	7	8	0.4	16	0	15	19	0	4	22	1.2

## 2010-11

Opponent	Date	GS	Min	TOTAL			3-PTS			FREE THROWS			REBOUNDS				PF	FO	A	TO	Blk	Stl	Pts	Avg
				FG	FGA	Pct	3FG	FGA	Pct	FT	FTA	Pct	Off	Def	Tot	Avg								
SOUTHERN MISS	11-12-10	9	2	4	.500	1	3	.333	1	2	.500	0	1	1	1.0	3	0	3	1	0	0	6	6.0	
ST. FRANCIS	11-15-10	26	1	5	.200	1	4	.250	2	2	1.000	0	0	0	0.5	1	0	6	0	0	0	5	5.5	
at UCF	11-18-10	5	0	1	.000	0	0	.000	0	0	.000	0	0	0	0.3	2	0	0	1	0	0	0	3.7	
GEORGIA SOUTHERN	11-21-10	6	0	0	.000	0	0	.000	0	0	.000	0	0	0	0.3	2	0	1	2	0	0	0	2.8	
LIBERTY	11-23-10	4	0	1	.000	0	1	.000	0	0	.000	0	0	0	0.2	0	0	1	1	0	0	0	2.2	
vs No. 23 BYU	11-26-10	12	1	3	.333	1	3	.333	0	0	.000	0	1	1	0.3	0	0	0	2	0	1	3	2.3	
vs Texas Tech	11-27-10	8	0	0	.000	0	0	.000	0	0	.000	0	1	1	0.4	2	0	1	3	0	1	0	2.0	
VCU	12-01-10	8	0	1	.000	0	1	.000	0	0	.000	0	1	1	0.5	0	0	1	1	0	0	0	1.8	
at Florida Atlantic	12-04-10	17	3	5	.600	0	2	.000	0	0	.000	1	1	2	0.7	2	0	1	2	0	1	6	2.2	
at Kent State	12-12-10	7	0	2	.000	0	1	.000	0	0	.000	0	0	0	0.6	1	0	0	1	0	0	0	2.0	
AUBURN	12-15-10	5	0	0	.000	0	0	.000	0	0	.000	0	0	0	0.5	0	0	1	0	0	0	0	1.8	
JAMES MADISON	12-18-10	3	0	1	.000	0	1	.000	0	0	.000	0	0	0	0.5	0	0	0	1	0	0	0	1.7	
at Cleveland State	12-22-10	3	0	0	.000	0	0	.000	0	0	.000	0	1	1	0.5	0	0	0	0	0	0	0	1.5	
at Seton Hall	12-28-10	6	0	1	.000	0	0	.000	0	0	.000	0	1	1	0.6	1	0	0	0	0	0	0	1.4	
at UConn	12-31-10	2	0	0	.000	0	0	.000	0	0	.000	0	0	0	0.5	1	0	0	1	0	0	0	1.3	
VILLANOVA	01-06-11	6	1	1	1.000	0	0	.000	0	0	.000	0	0	0	0.5	1	0	0	2	0	1	2	1.4	
LOUISVILLE	01-09-11	0	0	0	.000	0	0	.000	0	0	.000	0	0	0	0.5	0	0	0	0	0	0	0	1.3	
at Cincinnati	01-12-11				DNP																			
PROVIDENCE	01-16-11				DNP																			
at Rutgers	01-20-11	3	0	1	.000	0	0	.000	0	0	.000	0	0	0	0.4	0	0	0	1	0	0	0	1.2	
at West Virginia	01-23-11				DNP																			
<b>Totals</b>		0	130	8	26	.308	3	16	.188	3	4	.750	1	7	8	0.4	16	0	15	19	0	4	22	1.2



# SHAUN NORIEGA # 22

Sophomore | Guard | 6-4 | 195

North Port, Fla. | North Port HS

**2010-11:** Knocked down a trio of threes against No. 7 Villanova (1/6) ... Scored 15 points against St. Francis (11/15), with a 4-of-6 night from long range, after only scoring 17 points in 20 games last season .... First career start was against Southern Miss (11/12).

**2009-10:** Competed in 20 games on the season ... Averaged 0.9 points and 0.2 rebounds in 3.4 minutes per game ... Sank 5-of-19 field goals (26.3 percent), including 5-of-16 3-pointers (31.3 percent) ... Added four assists on the year ... Appeared in his first collegiate game at SMU (11/13) ... Hit a 3-pointer with 55 seconds remaining in the second half against South Carolina (11/20) for his first collegiate points ... Added three points and his first collegiate rebound against Kent State (11/25) ... Went 2-of-3 from the 3-point line for six points against FAU (11/27) ... Played a season-high 12 minutes and grabbed two rebounds against Hampton (12/2) ... Hit his first career free throw against USFCA, sinking 2-of-2 with three assists (12/19) ... Knocked down USF's only 3-pointer in two full games against Georgetown (03/10) in the BIG EAST Championship.

**High School:** Attended North Port High School in North Port, Fla., where he ended his career with a school record 1,952 career points ... Was already the school's all-time leading scorer with 1,282 points prior to his senior year ... Averaged 20.2 points a game as a senior despite facing numerous junk defenses throughout the season ... Also averaged 3.2 rebounds, 2.8 assists and 1.1 steals per game ... Named to the Sarasota Herald All-Area First Team and was named the Charlotte Sun-Herald Area Player of the Year ... Was named MVP of the Manatee-Sarasota Pal Senior Showcase ... Had a single-game season high of 30 and scored 20 or more points 14 times ... Was a Class 5A Third-Team All-State pick as a junior, as well as the 5A Sarasota/Manatee County Player of the Year ... Was also a Charlotte Sun-Herald First-Team All Area selection as a junior and sophomore ... Helped North Port to a 20-7 record as a junior where he averaged 24.1 points and 4.1 rebounds, to go along with 28 assists and 43 steals ... Was MVP of the Suncoast Cup Tournament ... Coached by Curt Allen at North Port ... Played for the Florida Elite AAU squad, coached by Conrad Foss.

**Personal:** Son of Holly Wynne and Gilberto Noriega ... Has three older brothers, Noel, Bryan and Gilberto, and three older sisters, Shirin, Amelia and Gracelia ... Born Oct. 26, 1990 ... Chose USF over Notre Dame, Butler and Washington State ... Signed with USF on Nov. 12, 2008.

Opposition	2009-10		
	P	R	A
at SMU	0	0	0
VIRGINIA	0	0	0
vs. Davidson	DNP		
vs. South Carolina	3	0	0
vs. UNCW	DNP		
KENT STATE	3	1	0
FAU	6	0	0
HAMPTON	0	2	1
CMU	0	0	0
UCF	0	0	0
vs USFCA	2	0	3
vs USD	DNP		
at LOUISVILLE	0	1	0
at Notre Dame	DNP		
at Syracuse	0	0	0
WEST VIRGINIA	0	0	0
RUTGERS	0	0	0
at Cincinnati	DNP		
at Providence	0	0	0
SETON HALL	DNP		
PITTSBURGH	DNP		
at Georgetown	DNP		
at Notre Dame	0	0	0
at Marquette	0	0	0
CINCINNATI	DNP		
ST. JOHN'S	0	0	0
at Villanova	0	0	0
PROVIDENCE	DNP		
at DePaul	DNP		
UCONN	DNP		
vs. DePaul	DNP		
vs Georgetown	3	0	0
NC STATE	0	0	0

**Noriega Season / Career Highs**

**Points**  
Season: 15, vs. St. Francis (11/15/10)  
Career: 15, vs. St. Francis (11/15/10)

**Rebounds**  
Season: 4, vs. St. Francis (11/15/10)  
Career: 4, vs. St. Francis (11/15/10)

**Assists**  
Season: 2 (3) last vs. Providence (01/16/11)  
Career: 3, vs. USFCA (12/19/09)

**Steals**  
Season: 1 (3), last at West Virginia (1/23/11)  
Career: 1 (3), last at West Virginia (1/23/11)

**Blocked Shots**  
Season: 1 (4), last vs. Villanova (01/06/11)  
Career: 1 (4), last vs. Villanova (01/06/11)

**Field Goals**  
Season: 5, vs. St. Francis (11/15/10)  
Career: 5, vs. St. Francis (11/15/10)

**Field Goal Attempts**  
Season: 11, vs. Villanova (01/06/11)  
Career: 11, vs. Villanova (01/06/11)

**Free Throws**  
Season: 4 (2), last vs. Villanova (01/06/11)  
Career: 4 (2), last vs. Villanova (01/06/11)

**Free Throw Attempts**  
Season: 4 (2), vs. Villanova (01/06/11)  
Career: 4 (2), vs. Villanova (01/06/11)

**3-Point Field Goals**  
Season: 4 (2), last vs. Louisville (01/09/11)  
Career: 4 (2), last vs. Louisville (01/09/11)

**3-Point Field Goal Attempts**  
Season: 9, vs. Villanova (01/06/11)  
Career: 9, vs. Villanova (01/06/11)

**Foul Disqualifications**  
Season: -----  
Career: -----


**Minutes**  
Season: 35, vs. BYU (11/26/10)  
Career: 35, vs. BYU (11/26/10)

## CAREER STATISTICS

Season	GP	GS	Min.	Avg.	Total			3-Point			Free Throws			Rebounds				Scoring							
					FGA	Pct.	FG	FGA	Pct.	FT	FTA	Pct.	Off.	Def.	Tot.	Avg.	PF	FO	Ast.	TO	Blk	Stl	Pts.	Avg.	
2009-10	20	0	68	3.4	5	19	.263	5	16	.313	2	2	1.000	0	4	4	0.2	4	0	4	1	0	0	17	0.9
2010-11	21	4	315	15.0	28	91	.308	23	76	.303	19	23	.826	6	16	22	1.0	18	0	8	13	4	4	98	4.7
<b>TOTAL</b>	<b>41</b>	<b>4</b>	<b>383</b>	<b>9.3</b>	<b>33</b>	<b>110</b>	<b>.300</b>	<b>28</b>	<b>92</b>	<b>.304</b>	<b>21</b>	<b>25</b>	<b>.840</b>	<b>6</b>	<b>20</b>	<b>26</b>	<b>0.6</b>	<b>22</b>	<b>0</b>	<b>12</b>	<b>14</b>	<b>4</b>	<b>4</b>	<b>115</b>	<b>2.8</b>

## 2010-11

Opponent	Date	GS	Min	TOTAL			3-PTS			FREE THROWS			REBOUNDS				PF	FO	A	TO	Blk	Stl	Pts	Avg	
				FG	FGA	Pct	3FG	FGA	Pct	FT	FTA	Pct	Off	Def	Tot	Avg									
SOUTHERN MISS	11-12-10	*	24	0	5	.000	0	3	.000	1	3	.333	1	2	3	3.0	2	0	1	0	1	1	1	1.0	
ST. FRANCIS	11-15-10		21	5	8	.625	4	6	.667	1	1	1.000	1	3	4	3.5	2	0	0	0	0	0	15	8.0	
at UCF	11-18-10		20	1	5	.200	1	5	.200	0	0	.000	1	1	2	3.0	2	0	0	1	0	0	3	6.3	
GEORGIA SOUTHERN	11-21-10		19	1	3	.333	0	1	.000	0	0	.000	0	1	1	2.5	1	0	2	1	1	0	2	5.3	
LIBERTY	11-23-10		22	3	10	.300	1	8	.125	0	0	.000	0	2	2	2.4	1	0	1	0	1	1	7	5.6	
vs No. 23 BYU	11-26-10		35	2	6	.333	1	4	.250	0	0	.000	0	2	2	2.3	2	0	2	0	0	0	5	5.5	
vs Texas Tech	11-27-10		21	3	5	.600	3	5	.600	4	4	1.000	0	1	1	2.1	1	0	0	1	0	0	13	6.6	
VCU	12-01-10		11	1	6	.167	1	5	.200	2	2	1.000	0	0	0	1.9	0	0	0	0	0	0	5	6.4	
at Florida Atlantic	12-04-10		11	0	2	.000	0	2	.000	0	0	.000	0	0	0	1.7	0	0	0	0	0	0	0	5.7	
at Kent State	12-12-10		4	0	2	.000	0	2	.000	0	0	.000	0	0	0	1.5	0	0	0	2	0	1	0	5.1	
AUBURN	12-15-10		7	0	3	.000	0	3	.000	0	0	.000	0	0	0	1.4	0	0	0	0	0	0	0	4.6	
JAMES MADISON	12-18-10		9	0	0	.000	0	0	.000	2	2	1.000	0	0	0	1.3	1	0	0	0	0	0	2	4.4	
at Cleveland State	12-22-10		8	1	3	.333	1	3	.333	0	0	.000	0	0	0	1.2	2	0	0	2	0	0	3	4.3	
at Seton Hall	12/28/10		5	0	1	.000	0	0	.000	0	0	.000	0	0	0	1.1	0	0	0	1	0	0	0	4.0	
at UConn	12-31-10		2	0	0	.000	0	0	.000	0	0	.000	0	0	0	1.0	0	0	0	0	0	0	0	3.7	
VILLANOVA	01-06-11	*	24	3	11	.273	3	9	.333	4	4	1.000	0	1	1	1.0	0	0	0	2	1	0	13	4.3	
LOUISVILLE	01-09-11	*	25	4	8	.500	4	8	.500	2	3	.667	2	1	3	1.1	2	0	0	1	0	0	14	4.9	
at Cincinnati	01/12/11	*	23	2	6	.333	2	5	.400	2	2	1.000	1	2	3	1.2	1	0	0	1	0	0	8	5.1	
PROVIDENCE	01-16-11		12	1	3	.333	1	3	.333	0	0	.000	0	0	0	1.2	1	0	2	0	0	0	3	4.9	
at Rutgers	01-20-11		6	1	1	1.000	1	1	1.000	0	0	.000	0	0	0	1.1	0	0	0	1	0	0	3	4.9	
at West Virginia	01-23-11		6	0	3	.000	0	3	.000	1	2	.500	0	0	0	1.0	0	0	0	0	0	1	1	4.7	
<b>Totals</b>			<b>4</b>	<b>315</b>	<b>28</b>	<b>91</b>	<b>.308</b>	<b>23</b>	<b>76</b>	<b>.303</b>	<b>19</b>	<b>23</b>	<b>.826</b>	<b>6</b>	<b>16</b>	<b>22</b>	<b>1.0</b>	<b>18</b>	<b>0</b>	<b>8</b>	<b>13</b>	<b>4</b>	<b>4</b>	<b>98</b>	<b>4.7</b>



# JAWANZA POLAND

Sophomore | Guard | 6-4 | 200

# # 5

Wichita, Kan. | Hutchinson CC - Kan. | Cowley College - Kan. | Wichita East HS

**2010-11:** Hit 8-of-8 free throws against Providence on Jan. 16 ... Notched career-high 19 points against James Madison (12/18), hitting three treys ... Back-to-back double-digit scoring nights with 15 against St. Francis (11/15) and 12 in the opener against Southern Miss (11/12) ... Also had five assists against St. Francis ... Led the Bulls in scoring in his USF debut against Southern Miss (11/12), connecting on a trio of threes and three free throws for 12 points in 28 minutes.

**Hutchinson Community College (2009-10):** Redshirt season after not being released from Cowley CC.

**Cowley College (2008-09):** No. 3 junior college shooting guard/small forward in the country ... Kansas Jayhawk East All-Conference Freshman of the Year ... Honorable mention NJCAA All-Region VI ... Averaged 13.5 points and 3.6 rebounds per game while hitting 76 percent from the free throw line and 38 percent from long range.

**Wichita East High:** High jumper and long jumper for Wichita East HS ... Played football two seasons.

**Personal:** Jawanza D. Poland ... Born Sept. 13, 1990 ... Son of Gloria Newton and Jerry Poland ... Brother to Jasmine and Giovanni Poland.

**From Coach Heath:** Jawanza is a good addition to our wing position. He is an outstanding athlete with tremendous quickness and defensive skills. He will bring three years of eligibility to the Bulls, and we expect him to help us immediately.

2010-11 Season Highs	
<b>Points</b>	19, vs. James Madison (12/18/10)
<b>Rebounds</b>	6 (2), last at UConn (12/31/10)
<b>Assists</b>	6, vs. VCU (12/01/10)
<b>Steals</b>	3 (3), last vs. James Madison (12/18/10)
<b>Blocked Shots</b>	2 (2), last at Cleveland State (12/22/10)
<b>Field Goals</b>	7 (2), last vs. James Madison (12/18/10)
<b>Field Goal Attempts</b>	18, vs. James Madison (12/18/10)
<b>Free Throws</b>	8, vs. Providence (01/16/11)
<b>Free Throw Attempts</b>	8, vs. Providence (01/16/11)
<b>3-Point Field Goals</b>	3 (3), last at Rutgers (01/20/10)
<b>3-Point Field Goal Attempts</b>	9, vs. James Madison (12/18/10)
<b>Foul Disqualifications</b>	5, last at Cincinnati (01/12/11)
<b>Minutes</b>	42, at UConn (12/31/10)

## COWLEY CAREER STATISTICS


Season	GP	GS	Min.	Avg.	Total			3-Point			Free Throws			Rebounds				Scoring						
					FG	FGA	Pct.	FG	FGA	Pct.	FT	FTA	Pct.	Off.	Def.	Tot.	Avg.	Pf	Fo	Ast.	To	Blk	Stl	Pts.
2008-09	34				157	325	.483	30	85	.353	122	160	.762	51	71	122	3.6	87	59	72	8	47	466	13.7

## USF CAREER STATISTICS

Season	GP	GS	Min.	Avg.	Total			3-Point			Free Throws			Rebounds				Scoring							
					FG	FGA	Pct.	FG	FGA	Pct.	FT	FTA	Pct.	Off.	Def.	Tot.	Avg.	Pf	Fo	Ast.	To	Blk	Stl	Pts.	Avg.
2010-11	21	16	593	28.2	75	211	.355	19	80	.238	47	60	.783	24	37	61	2.9	72	3	34	49	10	26	216	10.3

## 2010-11

Opponent	Date	GS	Min	TOTAL			3-PTS			FREE THROWS			REBOUNDS				PF	FO	A	TO	Blk	Stl	Pts	Avg	
				FG	FGA	Pct	3FG	FGA	Pct	FT	FTA	Pct	Off	Def	Tot	Avg									
SOUTHERN MISS	11-12-10		28	3	9	.333	3	5	.600	3	5	.600	3	1	4	4.0	2	0	1	3	0	1	12	12.0	
ST. FRANCIS	11-15-10	*	23	5	9	.556	1	4	.250	4	5	.800	0	0	0	2.0	4	0	5	2	2	2	15	13.5	
at UCF	11-18-10	*	21	3	6	.500	2	3	.667	1	2	.500	1	2	3	2.3	4	0	0	4	0	1	9	12.0	
GEORGIA SOUTHERN	11-21-10	*	24	2	5	.400	0	2	.000	6	7	.857	0	2	2	2.3	3	0	1	0	0	0	10	11.5	
LIBERTY	11-23-10	*	22	3	5	.600	1	2	.500	1	2	.500	0	0	0	1.8	2	0	0	4	0	0	8	10.8	
vs No. 23 BYU	11-26-10	*	32	4	12	.333	2	4	.500	2	2	1.000	2	3	5	2.3	3	0	1	2	0	1	12	11.0	
vs Texas Tech	11-27-10	*	28	4	8	.500	0	3	.000	4	5	.800	0	3	3	2.4	4	0	4	4	1	3	12	11.1	
VCU	12-01-10	*	39	5	15	.333	0	2	.000	1	1	1.000	1	2	3	2.5	2	0	6	3	0	2	11	11.1	
at Florida Atlantic	12-04-10		20	2	9	.222	1	5	.200	0	0	.000	1	0	1	2.3	4	0	0	1	0	2	5	10.4	
at Kent State	12-12-10	*	33	7	16	.438	1	6	.167	0	0	.000	4	1	5	2.6	5	1	3	2	1	3	15	10.9	
AUBURN	12-15-10	*	33	4	11	.364	0	3	.000	0	4	.000	1	2	3	2.6	4	0	0	3	0	2	8	10.6	
JAMES MADISON	12-18-10	*	35	7	18	.389	3	9	.333	2	2	1.000	1	2	3	2.7	1	0	2	2	1	3	19	11.3	
at Cleveland State	12-22-10	*	28	1	7	.143	0	3	.000	3	4	.750	0	6	6	2.9	4	0	3	1	2	0	5	10.8	
at Seton Hall	12-28-10	*	37	4	11	.364	0	4	.000	2	3	.667	1	3	4	3.0	4	0	2	4	0	1	10	10.8	
at UConn	12-31-10	*	42	1	13	.077	0	6	.000	0	0	.000	3	3	6	3.2	3	0	0	2	0	2	2	10.2	
VILLANOVA	01-06-11		13	3	5	.600	0	1	.000	0	0	.000	0	1	1	3.1	4	0	1	1	0	0	6	9.9	
LOUISVILLE	01-09-11		26	4	10	.400	0	0	.000	6	6	1.000	3	0	3	3.1	5	1	1	0	1	1	14	10.2	
at Cincinnati	01-12-11		19	5	7	.714	0	1	.000	0	0	.000	0	1	1	2.9	5	1	0	2	1	1	10	10.2	
PROVIDENCE	01-16-11	*	35	2	11	.182	1	3	.333	8	8	1.000	2	2	4	3.0	2	0	3	3	1	0	13	10.3	
at Rutgers	01-20-11	*	24	3	14	.214	3	9	.333	2	2	1.000	1	1	2	3.0	4	0	0	3	0	1	11	10.4	
at West Virginia	01-23-11	*	31	3	10	.300	1	5	.200	2	2	1.000	0	2	2	2.9	3	0	1	3	0	0	9	10.3	
Totals			16	593	75	211	.355	19	80	.238	47	60	.783	24	37	61	2.9	72	3	34	49	10	26	216	10.3



# HUGH ROBERTSON

Junior | Guard | 6-6 | 202

# # 34

Macon, Ga. | Tallahassee CC | Northeast HS

**2010-11:** Notched 17 points, seven rebounds and four assists against Providence (01/16) ... Scored in double-digits in three-straight games - vs. Auburn (12), James Madison (19) and Cleveland State (11) ... First USF-career double-double was 19 points and 11 rebounds against James Madison (12/18), hitting 4-of-6 from long range ... Also had four assists, a steal and a blocked shot in 38 minutes ... Broke onto the scene with 12 points, eight rebounds and five assists at UCF (11/18) ... Scored three points and grabbed three rebounds in USF career debut against Southern Miss (11/12).

**Tallahassee CC (2008-10):** Ranks as the nation's No. 2 junior college prospect at the shooting guard/small forward position ... Averaged 11.6 points, 4.7 rebounds and 2.1 assists in 31 games as a sophomore ... Led the Eagles to the 2010 FCCAA Championship game and a 25-6 overall record ... 2010 FCCAA All-Tournament Team ... Shot 48.3 percent from the field and hit 38.3 of his shots from long range in his sophomore campaign ... As a rookie, he earned honorable mention All-Panhandle Conference after averaging 12.0 points and 4.5 rebounds while shooting 48.0 percent from the floor ... Panhandle Conference All-Academic Team.

**Northeast High:** Bibb County Player of the Year ... All-Bibb County ... Second team Preseason All-Middle Georgia ... Averaged 18.3 points and 9.2 rebounds per game.

**Personal:** Born Hugh Gibson Robertson on Sept. 15, 1989 ... Son of Phyllis Wilson ... Brother to Jonathan and Tiffany.

**From Coach Heath:** Hugh is a very important player for us, especially with our needs at the wing positions. He brings experience to the Bulls, he is athletic and has good basketball skills. We are looking forward to his two years at USF.

2010-11 Season Highs	
<b>Points</b>	19, vs. James Madison (12/18/10)
<b>Rebounds</b>	11, vs. James Madison (12/18/10)
<b>Assists</b>	5 (2), last vs. Louisville (01/09/11)
<b>Steals</b>	3, vs. Ga. Southern (11/21/10)
<b>Blocked Shots</b>	2, at Cleveland State (12/22/10)
<b>Field Goals</b>	6 (4), last vs. Providence (01/16/11)
<b>Field Goal Attempts</b>	14, vs. Providence (01/16/11)
<b>Free Throws</b>	5, at Rutgers (01/20/10)
<b>Free Throw Attempts</b>	6, at Rutgers (01/20/10)
<b>3-Point Field Goals</b>	4, vs. James Madison (12/18/10)
<b>3-Point Field Goal Attempts</b>	6, vs. James Madison (12/18/10)
<b>Foul Disqualifications</b>	1, vs. BYU (11/26/10)
<b>Minutes</b>	40, at UConn (12/31/10)

TALLAHASSEE CAREER STATISTICS		Total			3-Point			Free Throws			Rebounds				Scoring										
Season	GP	GS	Min.	Avg.	FG	FGA	Pct.	FG	FGA	Pct.	FT	FTA	Pct.	Off.	Def.	Tot.	Avg.	PF	FO	Ast.	TO	Blk	Stl	Pts.	Avg.
2008-09	28				127	268	.470	27	69	.390	49	75	.650	34	92	126	4.5			52	50	11	20	330	11.8
2009-10	31				134	297	.450	36	94	.380	56	81	.690	46	99	145	4.6			66	48	11	23	360	11.6
<b>Totals</b>	<b>59</b>				<b>261</b>	<b>565</b>	<b>.462</b>	<b>63</b>	<b>163</b>	<b>.387</b>	<b>105</b>	<b>156</b>	<b>.673</b>	<b>80</b>	<b>191</b>	<b>271</b>	<b>4.5</b>			<b>118</b>	<b>98</b>	<b>22</b>	<b>43</b>	<b>690</b>	<b>11.7</b>

USF CAREER STATISTICS		Total			3-Point			Free Throws			Rebounds				Scoring										
Season	GP	GS	Min.	Avg.	FG	FGA	Pct.	FG	FGA	Pct.	FT	FTA	Pct.	Off.	Def.	Tot.	Avg.	PF	FO	Ast.	TO	Blk	Stl	Pts.	Avg.
2010-11	21	21	644	30.7	66	166	.398	21	63	.333	34	50	.680	24	69	93	4.4	51	2	46	31	5	18	187	8.9

2010-11		TOTAL					3-PTS			FREE THROWS			REBOUNDS				PF		FO		A		TO		Blk		Stl		Pts		Avg	
Opponent	Date	GS	Min	FG	FGA	Pct	3FG	FGA	Pct	FT	FTA	Pct	Off	Def	Tot	Avg	PF	FO	A	TO	Blk	Stl	Pts	Avg								
SOUTHERN MISS	11-12-10	*	25	1	3	.333	0	1	.000	1	2	.500	1	2	3	3.0	3	0	2	2	0	1	3	3.0								
ST. FRANCIS	11-15-10	*	16	1	5	.200	0	3	.000	1	1	1.000	0	2	2	2.5	1	0	1	1	1	1	3	3.0								
at UCF	11-18-10	*	35	5	9	.556	1	2	.500	1	5	.200	2	6	8	4.3	4	0	5	0	0	2	12	6.0								
GEORGIA SOUTHERN	11-21-10	*	30	2	7	.286	1	4	.250	2	2	1.000	1	2	3	4.0	2	0	2	0	1	3	7	6.3								
LIBERTY	11-23-10	*	29	2	6	.333	1	3	.333	2	3	.667	1	2	3	3.8	1	0	3	1	0	0	7	6.4								
vs No. 23 BYU	11-26-10	*	23	2	5	.400	1	3	.333	1	2	.500	0	1	1	3.3	5	1	0	0	0	1	6	6.3								
vs Texas Tech	11-27-10	*	28	0	6	.000	0	3	.000	2	4	.500	0	8	8	4.0	3	0	3	2	0	0	2	5.7								
VCU	12-01-10	*	38	6	12	.500	2	3	.667	0	0	.000	0	6	6	4.3	2	0	1	1	0	1	14	6.8								
at Florida Atlantic	12-04-10	*	27	0	4	.000	0	1	.000	0	0	.000	0	3	3	4.1	2	0	2	1	0	1	0	6.0								
at Kent State	12-12-10	*	32	3	9	.333	1	3	.333	2	2	1.000	1	5	6	4.3	1	0	1	1	0	0	9	6.3								
AUBURN	12-15-10	*	24	4	6	.667	2	4	.500	2	2	1.000	0	4	4	4.3	2	0	1	0	0	0	12	6.8								
JAMES MADISON	12-18-10	*	38	6	10	.600	4	6	.667	3	5	.600	3	8	11	4.8	3	0	4	1	1	1	19	7.8								
at Cleveland State	12-22-10	*	38	5	10	.500	1	3	.333	0	1	.000	2	2	4	4.8	2	0	1	5	2	1	11	8.1								
at Seton Hall	12-28-10	*	34	6	12	.500	1	3	.333	1	2	.500	1	2	3	4.6	1	0	2	2	0	2	14	8.5								
at UConn	12-31-10	*	40	5	9	.556	1	4	.250	0	0	.000	1	2	3	4.5	1	0	0	0	0	0	11	8.7								
VILLANOVA	01-06-11	*	29	3	9	.333	1	2	.500	4	6	.667	0	1	1	4.3	3	0	1	4	0	2	11	8.8								
LOUISVILLE	01-09-11	*	29	2	6	.333	1	4	.250	2	2	1.000	1	1	2	4.2	5	1	5	3	0	0	7	8.7								
at Cincinnati	01-12-11	*	26	2	7	.286	0	2	.000	0	0	.000	3	3	6	4.3	3	0	1	1	0	1	4	8.4								
PROVIDENCE	01-16-11	*	32	6	14	.429	2	3	.667	3	3	1.000	5	2	7	4.4	4	0	4	2	0	1	17	8.9								
at Rutgers	01-20-11	*	36	4	9	.444	1	4	.250	5	6	.833	1	2	3	4.4	0	0	4	1	0	0	14	9.2								
at West Virginia	01-23-11	*	35	1	8	.125	0	2	.000	2	2	1.000	1	5	6	4.4	3	0	3	3	0	0	4	8.9								
<b>Totals</b>			<b>21</b>	<b>644</b>	<b>66</b>	<b>166</b>	<b>.398</b>	<b>21</b>	<b>63</b>	<b>.333</b>	<b>34</b>	<b>50</b>	<b>.680</b>	<b>24</b>	<b>69</b>	<b>93</b>	<b>4.4</b>	<b>51</b>	<b>2</b>	<b>46</b>	<b>31</b>	<b>5</b>	<b>18</b>	<b>187</b>	<b>8.9</b>							





# JORDAN HEATH

Freshman | Guard | 6-0 | 185

# # 13

Detroit, Mich. | Tampa Prep

**2010-11:** Joined the Bulls as a walk on.

**Tampa Prep:** Three-year letter winner and two-year starter ... Academic honor roll.

**Personal:** Born April 12, 1992 ... Son of Head Coach Stan and Ramona Heath ... Brother to Joshua ... Majoring in psychology ... Previously attended Wharton High in Tampa.



# VICTOR RUDD

Sophomore | Forward | 6-8 | 205

# # 33

Los Angeles, Calif. | Arizona State | Findlay Prep (Las Vegas, Nev.)

**2010-11:** Must sit out due to transfer rules ... Will have three years of eligibility remaining when he becomes eligible in Nov. 2011.

**Arizona State (2009-10):** Played 15 games, averaging 2.5 points and 1.1 rebounds in 6.2 minutes ... Also had three assists, three blocks and a pair of steals ... Hit 13-of-36 (36.1 percent) from the floor as a freshman, including 6-of-28 (21.4 percent) from beyond the arc for the Sun Devils, who went 22-11 and advanced to the National Invitation Tournament during Rudd's rookie year ... Best game came Dec. 12 against Delaware State, when Rudd shot 6-of-7 from the floor for 15 points along with four rebounds and two blocks in 13 minutes.

**Findlay Prep (Las Vegas):** Three-star prospect according to both Rivals.com and Scout.com coming out of high school.

**Personal:** Born March 18, 1991 ... Son of Teresa Carter ... Brother to Anthony Miller and Venisha Rudd ... Goes by "Vic" ... Native of Los Angeles ... Chose USF over offers from Marquette, St. John's, Miami and San Diego State.

**From Heath:** We're excited to add Victor to our program. He's a small forward with a good skill level and great athleticism. We feel he will really develop and get stronger with a year off and take his game to another level. To add a guy with his ability this late in the year is a nice addition to our program.

**USF 2010-11 Men's Basketball**  
**USF Combined Team Statistics (as of Jan 25, 2011)**  
**All games**

<b>RECORD:</b>	<b>OVERALL</b>	<b>HOME</b>	<b>AWAY</b>	<b>NEUTRAL</b>
ALL GAMES	7-14	6-4	0-9	1-1
CONFERENCE	1-7	1-2	0-5	0-0
NON-CONFERENCE	6-7	5-2	0-4	1-1

##	Player	gp-gs	min	avg	Total		3-Point		F-Throw		Rebounds				pf	dq	a	to	blk	stl	pts	avg			
					fg-fga	fg%	3fg-fga	3fg%	ft-fa	ft%	off	def	tot	avg											
24	GILCHRIST, Augustus	18-14	509	28.3	87-185	.470	4-16	.250	59-92	.641	39	79	118	6.6	49	0	17	48	14	8	237	13.2			
05	POLAND, Jawanza	21-16	593	28.2	75-211	.355	19-80	.238	47-60	.783	24	37	61	2.9	72	3	34	49	10	26	216	10.3			
34	ROBERTSON, Hugh	21-21	644	30.7	66-166	.398	21-63	.333	34-50	.680	24	69	93	4.4	51	2	46	31	5	18	187	8.9			
31	FAMOUS, Jarrid	20-14	424	21.2	62-118	.525	0-1	.000	54-74	.730	54	63	117	5.9	43	1	9	31	11	6	178	8.9			
01	ANDERSON Jr, Ron	21-12	506	24.1	57-109	.523	0-1	.000	50-74	.676	55	100	155	7.4	67	5	32	40	18	11	164	7.8			
22	NORIEGA, Shaun	21-4	315	15.0	28-91	.308	23-76	.303	19-23	.826	6	16	22	1.0	18	0	8	13	4	4	98	4.7			
10	CRATER, Anthony	18-17	611	33.9	27-70	.386	17-47	.362	9-17	.529	6	40	46	2.6	45	0	79	48	0	12	80	4.4			
32	FITZPATRICK, Toarlyn	21-2	263	12.5	23-60	.383	6-17	.353	21-29	.724	24	61	85	4.0	37	1	13	27	12	6	73	3.5			
23	BURWELL, Mike	20-5	206	10.3	13-38	.342	8-27	.296	12-18	.667	3	15	18	0.9	22	1	10	20	5	2	46	2.3			
11	HAYNES, Shedrick	18-0	130	7.2	8-26	.308	3-16	.188	3-4	.750	1	7	8	0.4	16	0	15	19	0	4	22	1.2			
03	DORITY, LaVonte	17-0	100	5.9	5-13	.385	2-5	.400	2-2	1.000	2	5	7	0.4	11	0	4	10	0	2	14	0.8			
25	DAMOUR, Alberto	1-0	1	1.0	0-0	.000	0-0	.000	0-0	.000	0	0	0	0.0	0	0	0	0	0	0	0	0.0			
Team											36	39	75												4
Total.....		21	4302		451-1087	.415	103-349	.295	310-443	.700	274	531	805	38.3	431	13	267	340	79	99	1315	62.6			
Opponents.....		21	4301		467-1166	.401	116-346	.335	311-458	.679	249	438	687	32.7	406	11	269	217	83	176	1361	64.8			

<b>TEAM STATISTICS</b>	<b>USF</b>	<b>OPP</b>	<b>Date</b>	<b>Opponent</b>	<b>Score</b>	<b>Att.</b>
SCORING	1315	1361	11-12-10	SOUTHERN MISS	L 53-60	3689
Points per game	62.6	64.8	11-15-10	ST. FRANCIS	W 74-71	2722
Scoring margin	-2.2	-	11-18-10	at UCF	L 59-65	7653
FIELD GOALS-ATT	451-1087	467-1166	& 11-21-10	GEORGIA SOUTHERN	W 76-63	2722
Field goal pct	.415	.401	& 11-23-10	LIBERTY	W 60-43	2860
3 POINT FG-ATT	103-349	116-346	# 11-26-10	vs BYU	Lo2 75-77	1100
3-point FG pct	.295	.335	# 11-27-10	vs Texas Tech	W 64-61	500
3-pt FG made per game	4.9	5.5	12-01-10	VCU	Wot 60-59	2921
FREE THROWS-ATT	310-443	311-458	12-04-10	at Florida Atlantic	L 42-50	1593
Free throw pct	.700	.679	12-12-10	at Kent State	L 51-56	3183
F-Throws made per game	14.8	14.8	12-15-10	AUBURN	W 61-49	2896
REBOUNDS	805	687	12-18-10	JAMES MADISON	L 61-66	2850
Rebounds per game	38.3	32.7	12-22-10	at Cleveland State	L 62-69	4711
Rebounding margin	+5.6	-	* 12-28-10	at Seton Hall	L 55-64	6022
ASSISTS	267	269	* 12-31-10	at UConn	Lot 61-66	12599
Assists per game	12.7	12.8	* 01-06-11	VILLANOVA	L 71-83	4510
TURNOVERS	340	217	* 01-09-11	LOUISVILLE	L 77-86	4375
Turnovers per game	16.2	10.3	* 01-12-11	at Cincinnati	L 66-74	6201
Turnover margin	-5.9	-	* 01-16-11	PROVIDENCE	W 79-72	3526
Assist/turnover ratio	0.8	1.2	* 01-20-11	at Rutgers	L 62-71	5347
STEALS	99	176	* 01-23-11	at West Virginia	L 46-56	10744
Steals per game	4.7	8.4				
BLOCKS	79	83				
Blocks per game	3.8	4.0				
ATTENDANCE	33071	59653				
Home games-Avg/Game	10-3307	9-6450				
Neutral site-Avg/Game	-	2-800				

& = South Padre Invitational, Tampa, Fla.  
# = South Padre Invitational, South Padre, Texas  
\* = Conference game

<b>Score by Periods</b>	<b>1st</b>	<b>2nd</b>	<b>OT</b>	<b>OT2</b>	<b>Totals</b>
USF	608	682	19	6	1315
Opponents	604	726	23	8	1361

**USF 2010-11 Men's Basketball**  
**USF Combined Team Statistics (as of Jan 25, 2011)**  
**Conference games**

<b>RECORD:</b>	<b>OVERALL</b>	<b>HOME</b>	<b>AWAY</b>	<b>NEUTRAL</b>
ALL GAMES	1-7	1-2	0-5	0-0
CONFERENCE	1-7	1-2	0-5	0-0
NON-CONFERENCE	0-0	0-0	0-0	0-0

##	Player	gp-gs	min	avg	Total		3-Point		F-Throw		Rebounds			pf	dq	a	to	blk	stl	pts	avg			
					fg-fga	fg%	3fg-fga	3fg%	ft-fta	ft%	off	def	tot									avg		
24	GILCHRIST, Augustus	8-5	240	30.0	45-97	.464	1-6	.167	38-52	.731	23	36	59	7.4	21	0	11	24	6	3	129	16.1		
34	ROBERTSON, Hugh	8-8	261	32.6	29-74	.392	7-24	.292	17-21	.810	13	18	31	3.9	20	1	20	16	0	6	82	10.3		
05	POLAND, Jawanza	8-5	227	28.4	25-81	.309	5-29	.172	20-21	.952	10	13	23	2.9	30	2	8	18	3	6	75	9.4		
31	FAMOUS, Jarrid	8-6	167	20.9	22-47	.468	0-0	.000	22-29	.759	24	25	49	6.1	21	0	4	11	1	2	66	8.3		
01	ANDERSON Jr, Ron	8-5	172	21.5	16-31	.516	0-1	.000	16-24	.667	15	30	45	5.6	26	1	5	10	4	3	48	6.0		
10	CRATER, Anthony	8-7	283	35.4	16-35	.457	9-22	.409	3-5	.600	2	19	21	2.6	21	0	41	19	0	4	44	5.5		
22	NORIEGA, Shaun	8-3	103	12.9	11-33	.333	11-29	.379	9-11	.818	3	4	7	0.9	4	0	2	6	1	1	42	5.3		
32	FITZPATRICK, Toarlyn	8-0	71	8.9	7-20	.350	0-4	.000	4-5	.800	5	13	18	2.3	12	0	3	6	4	3	18	2.3		
23	BURWELL, Mike	7-1	43	6.1	1-7	.143	1-6	.167	3-4	.750	0	6	6	0.9	3	0	0	2	2	0	6	0.9		
03	DORITY, LaVonte	7-0	43	6.1	2-4	.500	1-1	1.000	0-0	.000	0	1	1	0.1	8	0	2	2	0	0	5	0.7		
11	HAYNES, Shedrick	5-0	17	3.4	1-3	.333	0-0	.000	0-0	.000	0	1	1	0.2	3	0	0	4	0	1	2	0.4		
Team											17	16	33											
Total.....		8	1627		175-432	.405	35-122	.287	132-172	.767	112	182	294	36.8	169	4	96	121	21	29	517	64.6		
Opponents.....		8	1625		195-453	.430	44-123	.358	138-188	.734	99	168	267	33.4	152	4	116	68	36	62	572	71.5		

<b>TEAM STATISTICS</b>	<b>USF</b>	<b>OPP</b>	<b>Date</b>	<b>Opponent</b>	<b>Score</b>	<b>Att.</b>
SCORING	517	572	* 12-28-10	at Seton Hall	L 55-64	6022
Points per game	64.6	71.5	* 12-31-10	at UConn	Lot 61-66	12599
Scoring margin	-6.9	-	* 01-06-11	VILLANOVA	L 71-83	4510
FIELD GOALS-ATT	175-432	195-453	* 01-09-11	LOUISVILLE	L 77-86	4375
Field goal pct	.405	.430	* 01-12-11	at Cincinnati	L 66-74	6201
3 POINT FG-ATT	35-122	44-123	* 01-16-11	PROVIDENCE	w 79-72	3526
3-point FG pct	.287	.358	* 01-20-11	at Rutgers	L 62-71	5347
3-pt FG made per game	4.4	5.5	* 01-23-11	at West Virginia	L 46-56	10744
FREE THROWS-ATT	132-172	138-188	& = South Padre Invitational, Tampa, Fla.			
Free throw pct	.767	.734	# = South Padre Invitational, South Padre, Texas			
F-Throws made per game	16.5	17.3	* = Conference game			
REBOUNDS	294	267				
Rebounds per game	36.8	33.4				
Rebounding margin	+3.4	-				
ASSISTS	96	116				
Assists per game	12.0	14.5				
TURNOVERS	121	68				
Turnovers per game	15.1	8.5				
Turnover margin	-6.6	-				
Assist/turnover ratio	0.8	1.7				
STEALS	29	62				
Steals per game	3.6	7.8				
BLOCKS	21	36				
Blocks per game	2.6	4.5				
ATTENDANCE	12411	40913				
Home games-Avg/Game	3-4137	5-8183				
Neutral site-Avg/Game	-	0-0				

<b>Score by Periods</b>	<b>1st</b>	<b>2nd</b>	<b>OT</b>	<b>Totals</b>
USF	232	282	3	517
Opponents	264	300	8	572



**USF 2010-11 Men's Basketball**  
**USF Team Game-by-Game Comparison (as of Jan 25, 2011)**  
**All games**

Opponent	1st	2nd	Score	Mar	Total FG	FG Pct	3-Pointers	3FG Pct	Free Throws	FT Pct	Rebounds	A
SOUTHERN MISS	28/32	25/28	53-60	(7)	18-52/21-50	.346/.420	5-18/2-12	.278/.167	12-23/16-25	.522/.640	42/36	+6
ST. FRANCIS	38/31	36/40	74-71	+3	26-49/24-49	.531/.490	9-23/13-22	.391/.591	13-19/10-16	.684/.625	27/27	-
UCF	29/38	30/27	59-65	(6)	21-49/18-47	.429/.383	4-12/7-18	.333/.389	13-21/22-31	.619/.710	37/30	+7
GEORGIA SOUTHERN	39/30	37/33	76-63	+13	24-40/23-59	.600/.390	4-12/2-14	.333/.143	24-37/15-25	.649/.600	34/30	+4
LIBERTY	35/20	25/23	60-43	+17	21-48/14-48	.438/.292	10-25/3-12	.400/.250	8-11/12-15	.727/.800	37/28	+9
BYU	28/23	33/38	75-77	(2)	24-54/25-78	.444/.321	7-19/10-26	.368/.385	20-26/17-34	.769/.500	50/40	+10
Texas Tech	19/23	45/38	64-61	+3	19-44/20-57	.432/.351	3-16/4-18	.188/.222	23-33/17-20	.697/.850	37/32	+5
VCU	30/20	22/32	60-59	+1	25-65/21-55	.385/.382	4-15/8-22	.267/.364	6-9/9-15	.667/.600	45/35	+10
Florida Atlantic	18/24	24/26	42-50	(8)	16-50/19-45	.320/.422	1-16/2-9	.063/.222	9-12/10-14	.750/.714	29/35	(6)
Kent State	24/21	27/35	51-56	(5)	20-59/20-54	.339/.370	5-21/3-14	.238/.214	6-8/13-22	.750/.591	41/39	+2
AUBURN	28/24	33/25	61-49	+12	17-39/17-50	.436/.340	5-18/7-18	.278/.389	22-39/8-14	.564/.571	40/28	+12
JAMES MADISON	34/30	27/36	61-66	(5)	21-56/22-52	.375/.423	9-23/5-15	.391/.333	10-16/17-26	.625/.654	43/34	+9
Cleveland State	26/24	36/45	62-69	(7)	24-50/28-69	.480/.406	2-9/6-23	.222/.261	12-17/7-13	.706/.538	49/26	+23
Seton Hall	24/26	31/38	55-64	(9)	21-52/24-57	.404/.421	1-10/3-13	.100/.231	12-16/13-18	.750/.722	32/34	(2)
UConn	28/28	30/30	61-66	(5)	23-55/21-56	.418/.375	5-16/2-14	.313/.143	10-18/22-26	.556/.846	40/35	+5
VILLANOVA	30/35	41/48	71-83	(12)	22-53/28-48	.415/.583	5-19/9-12	.263/.750	22-30/18-27	.733/.667	31/27	+4
LOUISVILLE	48/45	29/41	77-86	(9)	25-58/27-62	.431/.435	7-18/9-23	.389/.391	20-26/23-26	.769/.885	38/35	+3
Cincinnati	32/37	34/37	66-74	(8)	21-46/21-48	.457/.438	3-11/7-20	.273/.350	21-24/25-35	.875/.714	32/25	+7
PROVIDENCE	29/41	50/31	79-72	+7	28-67/29-66	.418/.439	4-12/4-15	.333/.267	19-23/10-19	.826/.526	45/39	+6
Rutgers	25/25	37/46	62-71	(9)	19-50/23-50	.380/.460	9-23/8-15	.391/.533	15-17/17-21	.882/.810	35/27	+8
West Virginia	16/27	30/29	46-56	(10)	16-51/22-66	.314/.333	1-13/2-11	.077/.182	13-18/10-16	.722/.625	41/45	(4)

Note: Game totals are displayed in the format TEAM/OPPONENT for each category

USF 2010-11 Men's Basketball  
USF Team High/Low Analysis (as of Jan 25, 2011)  
All games

USF - TEAM GAME HIGHS

POINTS	79	PROVIDENCE (01-16-11)
	77	LOUISVILLE (01-09-11)
	76	GEORGIA SOUTHERN (11-21-10)
	75	vs BYU (11-26-10)
	74	ST. FRANCIS (11-15-10)
FIELD GOALS MADE	28	PROVIDENCE (01-16-11)
	26	ST. FRANCIS (11-15-10)
FIELD GOAL ATTEMPTS	67	PROVIDENCE (01-16-11)
	65	VCU (12-01-10)
FIELD GOAL PERCENTAGE	.600 (24-40)	GEORGIA SOUTHERN (11-21-10)
	.531 (26-49)	ST. FRANCIS (11-15-10)
3 PT FIELD GOALS MADE	10	LIBERTY (11-23-10)
	9	at Rutgers (01-20-11)
	9	JAMES MADISON (12-18-10)
	9	ST. FRANCIS (11-15-10)
3 PT FG ATTEMPTS	25	LIBERTY (11-23-10)
	23	at Rutgers (01-20-11)
	23	JAMES MADISON (12-18-10)
	23	ST. FRANCIS (11-15-10)
3 PT FG PERCENTAGE	.400 (10-25)	LIBERTY (11-23-10)
	.391 (9-23)	at Rutgers (01-20-11)
	.391 (9-23)	JAMES MADISON (12-18-10)
	.391 (9-23)	ST. FRANCIS (11-15-10)
FREE THROWS MADE	24	GEORGIA SOUTHERN (11-21-10)
	23	vs Texas Tech (11-27-10)
FREE THROW ATTEMPTS	39	AUBURN (12-15-10)
	37	GEORGIA SOUTHERN (11-21-10)
FREE THROW PERCENTAGE	.882 (15-17)	at Rutgers (01-20-11)
	.875 (21-24)	at Cincinnati (01-12-11)
REBOUNDS	50	vs BYU (11-26-10)
	49	at Cleveland State (12-22-10)
ASSISTS	22	LOUISVILLE (01-09-11)
	20	ST. FRANCIS (11-15-10)
STEALS	9	at Kent State (12-12-10)
	8	at Florida Atlantic (12-04-10)
	8	VCU (12-01-10)
BLOCKED SHOTS	10	at Cleveland State (12-22-10)
	9	vs BYU (11-26-10)
TURNOVERS	24	at Cleveland State (12-22-10)
	21	vs BYU (11-26-10)
	21	GEORGIA SOUTHERN (11-21-10)
FOULS	26	vs BYU (11-26-10)
	26	at UCF (11-18-10)

USF 2010-11 Men's Basketball  
USF High/Low Analysis (as of Jan 25, 2011)  
All games

Opponent - GAME HIGHS

POINTS	86		LOUISVILLE (01-09-11)
	83		VILLANOVA (01-06-11)
	77		vs BYU (11-26-10)
	74		at Cincinnati (01-12-11)
	72		PROVIDENCE (01-16-11)
FIELD GOALS MADE	29		PROVIDENCE (01-16-11)
	28		VILLANOVA (01-06-11)
	28		at Cleveland State (12-22-10)
FIELD GOAL ATTEMPTS	78		vs BYU (11-26-10)
	69		at Cleveland State (12-22-10)
FIELD GOAL PERCENTAGE	.583	(28-48)	VILLANOVA (01-06-11)
	.490	(24-49)	ST. FRANCIS (11-15-10)
3 PT FIELD GOALS MADE	13		ST. FRANCIS (11-15-10)
	10		vs BYU (11-26-10)
3 PT FG ATTEMPTS	26		vs BYU (11-26-10)
	23		LOUISVILLE (01-09-11)
	23		at Cleveland State (12-22-10)
3 PT FG PERCENTAGE	.750	(9-12)	VILLANOVA (01-06-11)
	.591	(13-22)	ST. FRANCIS (11-15-10)
FREE THROWS MADE	25		at Cincinnati (01-12-11)
	23		LOUISVILLE (01-09-11)
FREE THROW ATTEMPTS	35		at Cincinnati (01-12-11)
	34		vs BYU (11-26-10)
FREE THROW PERCENTAGE	.885	(23-26)	LOUISVILLE (01-09-11)
	.850	(17-20)	vs Texas Tech (11-27-10)
REBOUNDS	45		at West Virginia (01-23-11)
	40		vs BYU (11-26-10)
ASSISTS	21		LOUISVILLE (01-09-11)
	21		VILLANOVA (01-06-11)
STEALS	14		at Cleveland State (12-22-10)
	14		vs Texas Tech (11-27-10)
BLOCKED SHOTS	9		LOUISVILLE (01-09-11)
	7		at UCF (11-18-10)
TURNOVERS	16		at Florida Atlantic (12-04-10)
	16		ST. FRANCIS (11-15-10)
FOULS	30		AUBURN (12-15-10)
	27		GEORGIA SOUTHERN (11-21-10)

USF 2010-11 Men's Basketball  
USF High/Low Analysis (as of Jan 25, 2011)  
All games

USF - GAME LOWS

POINTS	42		at Florida Atlantic (12-04-10)
	46		at West Virginia (01-23-11)
	51		at Kent State (12-12-10)
	53		SOUTHERN MISS (11-12-10)
	55		at Seton Hall (12-28-10)
FIELD GOALS MADE	16		at Florida Atlantic (12-04-10)
	16		at West Virginia (01-23-11)
FIELD GOAL ATTEMPTS	39		AUBURN (12-15-10)
	40		GEORGIA SOUTHERN (11-21-10)
	.314	(16-51)	at West Virginia (01-23-11)
FIELD GOAL PERCENTAGE	.320	(16-50)	at Florida Atlantic (12-04-10)
	1		at Florida Atlantic (12-04-10)
3 PT FIELD GOALS MADE	1		at Seton Hall (12-28-10)
	1		at West Virginia (01-23-11)
	9		at Cleveland State (12-22-10)
3 PT FG ATTEMPTS	10		at Seton Hall (12-28-10)
	.063	(1-16)	at Florida Atlantic (12-04-10)
3 PT FG PERCENTAGE	.077	(1-13)	at West Virginia (01-23-11)
	6		VCU (12-01-10)
FREE THROWS MADE	6		at Kent State (12-12-10)
	8		at Kent State (12-12-10)
FREE THROW ATTEMPTS	9		VCU (12-01-10)
	.522	(12-23)	SOUTHERN MISS (11-12-10)
FREE THROW PERCENTAGE	.556	(10-18)	at UConn (12-31-10)
	27		ST. FRANCIS (11-15-10)
REBOUNDS	29		at Florida Atlantic (12-04-10)
	6		at West Virginia (01-23-11)
ASSISTS	8		at Florida Atlantic (12-04-10)
	8		at UConn (12-31-10)
	8		at Cincinnati (01-12-11)
	8		at Cincinnati (01-12-11)
STEALS	2		LIBERTY (11-23-10)
	2		at West Virginia (01-23-11)
BLOCKED SHOTS	0		at Florida Atlantic (12-04-10)
	1		at UCF (11-18-10)
	1		LOUISVILLE (01-09-11)
TURNOVERS	11		at Florida Atlantic (12-04-10)
	12		PROVIDENCE (01-16-11)
FOULS	14		AUBURN (12-15-10)
	16		VCU (12-01-10)
	16		at Cleveland State (12-22-10)

USF 2010-11 Men's Basketball  
 USF High/Low Analysis (as of Jan 25, 2011)  
 All games

Opponent - GAME LOWS

POINTS	43		LIBERTY (11-23-10)
	49		AUBURN (12-15-10)
	50		at Florida Atlantic (12-04-10)
	56		at Kent State (12-12-10)
	56		at West Virginia (01-23-11)
FIELD GOALS MADE	14		LIBERTY (11-23-10)
	17		AUBURN (12-15-10)
FIELD GOAL ATTEMPTS	45		at Florida Atlantic (12-04-10)
	47		at UCF (11-18-10)
FIELD GOAL PERCENTAGE	.292	(14-48)	LIBERTY (11-23-10)
	.321	(25-78)	vs BYU (11-26-10)
3 PT FIELD GOALS MADE	2		SOUTHERN MISS (11-12-10)
	2		GEORGIA SOUTHERN (11-21-10)
	2		at Florida Atlantic (12-04-10)
	2		at UConn (12-31-10)
	2		at West Virginia (01-23-11)
3 PT FG ATTEMPTS	9		at Florida Atlantic (12-04-10)
	11		at West Virginia (01-23-11)
3 PT FG PERCENTAGE	.143	(2-14)	GEORGIA SOUTHERN (11-21-10)
	.143	(2-14)	at UConn (12-31-10)
FREE THROWS MADE	7		at Cleveland State (12-22-10)
	8		AUBURN (12-15-10)
FREE THROW ATTEMPTS	13		at Cleveland State (12-22-10)
	14		at Florida Atlantic (12-04-10)
	14		AUBURN (12-15-10)
FREE THROW PERCENTAGE	.500	(17-34)	vs BYU (11-26-10)
	.526	(10-19)	PROVIDENCE (01-16-11)
REBOUNDS	25		at Cincinnati (01-12-11)
	26		at Cleveland State (12-22-10)
ASSISTS	7		at Florida Atlantic (12-04-10)
	8		at Seton Hall (12-28-10)
STEALS	4		SOUTHERN MISS (11-12-10)
	5		at UConn (12-31-10)
	5		PROVIDENCE (01-16-11)
BLOCKED SHOTS	1		GEORGIA SOUTHERN (11-21-10)
	1		at Cincinnati (01-12-11)
TURNOVERS	4		at Cleveland State (12-22-10)
	5		vs BYU (11-26-10)
FOULS	13		at Kent State (12-12-10)
	14		LIBERTY (11-23-10)

**USF 2010-11 Men's Basketball**  
**USF Player High/Low Analysis (as of Jan 25, 2011)**  
**All games**

**USF - INDIVIDUAL GAME HIGHS**

Points	25		GILCHRIST, Augustus vs Louisville (01-09-11)
	23		GILCHRIST, Augustus vs Georgia Southern (11-21-10)
	22		FAMOUS, Jarrid at Cleveland State (12-22-10)
	21		GILCHRIST, Augustus at UConn (12-31-10)
	20		GILCHRIST, Augustus at West Virginia (01-23-11)
Field Goals Made	10		GILCHRIST, Augustus vs Louisville (01-09-11)
	9		FAMOUS, Jarrid at Cleveland State (12-22-10)
Field Goal Att.	21		GILCHRIST, Augustus vs Louisville (01-09-11)
	18		POLAND, Jawanza vs James Madison (12-18-10)
FG Pct (min 5 made)	1.000	(8-8)	GILCHRIST, Augustus vs Georgia Southern (11-21-10)
	.833	(5-6)	GILCHRIST, Augustus at Rutgers (01-20-11)
	.833	(5-6)	ANDERSON Jr, Ron vs Texas Tech (11-27-10)
	.833	(5-6)	FITZPATRICK, Toarlyn vs Georgia Southern (11-21-10)
3-Point FG Made	5		BURWELL, Mike vs LIBERTY (11-23-10)
	4		NORIEGA, Shaun vs Louisville (01-09-11)
	4		CRATER, Anthony at UConn (12-31-10)
	4		ROBERTSON, Hugh vs James Madison (12-18-10)
	4		NORIEGA, Shaun vs St. Francis (11-15-10)
3-Point FG Att.	9		POLAND, Jawanza at Rutgers (01-20-11)
	9		NORIEGA, Shaun vs Villanova (01-06-11)
	9		POLAND, Jawanza vs James Madison (12-18-10)
3-Pt FG Pct (min 2 made)	.800	(4-5)	CRATER, Anthony at UConn (12-31-10)
	.750	(3-4)	CRATER, Anthony at Rutgers (01-20-11)
Free Throws Made	10		ANDERSON Jr, Ron at UCF (11-18-10)
	9		FAMOUS, Jarrid vs Auburn (12-15-10)
Free Throw Att.	13		FAMOUS, Jarrid vs Auburn (12-15-10)
	12		GILCHRIST, Augustus vs Georgia Southern (11-21-10)
FT Pct (min 3 made)	1.000	(8-8)	POLAND, Jawanza vs Providence (01-16-11)
	1.000	(6-6)	POLAND, Jawanza vs Louisville (01-09-11)
	1.000	(6-6)	ANDERSON Jr, Ron vs Texas Tech (11-27-10)
	1.000	(4-4)	GILCHRIST, Augustus at Rutgers (01-20-11)
	1.000	(4-4)	NORIEGA, Shaun vs Villanova (01-06-11)
	1.000	(4-4)	FAMOUS, Jarrid vs Villanova (01-06-11)
	1.000	(4-4)	FAMOUS, Jarrid at Cleveland State (12-22-10)
	1.000	(4-4)	FITZPATRICK, Toarlyn at Florida Atlantic (12-04-10)
	1.000	(4-4)	NORIEGA, Shaun vs Texas Tech (11-27-10)
	1.000	(4-4)	FAMOUS, Jarrid vs BYU (11-26-10)
	1.000	(3-3)	ROBERTSON, Hugh vs Providence (01-16-11)
Rebounds	17		ANDERSON Jr, Ron vs LIBERTY (11-23-10)
	14		FAMOUS, Jarrid vs Providence (01-16-11)
Assists	10		CRATER, Anthony vs Louisville (01-09-11)
	8		CRATER, Anthony vs Villanova (01-06-11)
Steals	3		POLAND, Jawanza vs James Madison (12-18-10)
	3		POLAND, Jawanza at Kent State (12-12-10)
	3		GILCHRIST, Augustus vs VCU (12-01-10)
	3		POLAND, Jawanza vs Texas Tech (11-27-10)
	3		ROBERTSON, Hugh vs Georgia Southern (11-21-10)
Blocked Shots	4		ANDERSON Jr, Ron at Cleveland State (12-22-10)
	4		ANDERSON Jr, Ron vs VCU (12-01-10)
Turnovers	6		GILCHRIST, Augustus at West Virginia (01-23-11)
	6		GILCHRIST, Augustus at Cleveland State (12-22-10)
	6		ANDERSON Jr, Ron vs BYU (11-26-10)
	6		BURWELL, Mike vs BYU (11-26-10)

**USF 2010-11 Men's Basketball**  
**USF Opponent High/Low Analysis (as of Jan 25, 2011)**  
**All games**

**OPPONENT INDIVIDUAL GAME HIGHS**

Points	32		Fredette, Jimmer vs BYU (11-26-10)
	28		BROOKS, Marshon vs Providence (01-16-11)
	28		CADELL, Ricky vs St. Francis (11-15-10)
	27		COLE, Norris at Cleveland State (12-22-10)
	24		WALKER, Kemba at UConn (12-31-10)
	24		Bowles, Denzel vs James Madison (12-18-10)
Field Goals Made	11		BROOKS, Marshon vs Providence (01-16-11)
	11		COLE, Norris at Cleveland State (12-22-10)
Field Goal Att.	25		Fredette, Jimmer vs BYU (11-26-10)
	24		BROOKS, Marshon vs Providence (01-16-11)
FG Pct (min 5 made)	1.000	(6-6)	CHEEK, Dominic vs Villanova (01-06-11)
	.750	(6-8)	STOKES, Corey vs Villanova (01-06-11)
3-Point FG Made	6		CADELL, Ricky vs St. Francis (11-15-10)
	5		STOKES, Corey vs Villanova (01-06-11)
	5		Emery, Jackson vs BYU (11-26-10)
3-Point FG Att.	13		Emery, Jackson vs BYU (11-26-10)
	9		CADELL, Ricky vs St. Francis (11-15-10)
3-Pt FG Pct (min 2 made)	1.000	(5-5)	STOKES, Corey vs Villanova (01-06-11)
	1.000	(4-4)	CHEEK, Dominic vs Villanova (01-06-11)
	1.000	(2-2)	COBURN, Mike at Rutgers (01-20-11)
	1.000	(2-2)	BATTS, Kadeem vs Providence (01-16-11)
	1.000	(2-2)	GOODE, George vs Louisville (01-09-11)
	1.000	(2-2)	ROMPZA, A.J. at UCF (11-18-10)
Free Throws Made	10		WAYNS, Maalik vs Villanova (01-06-11)
	9		WALKER, Kemba at UConn (12-31-10)
	9		Moore, Devon vs James Madison (12-18-10)
Free Throw Att.	13		Moore, Devon vs James Madison (12-18-10)
	12		WAYNS, Maalik vs Villanova (01-06-11)
	12		FERGUSON, Eric vs Georgia Southern (11-21-10)
FT Pct (min 3 made)	1.000	(8-8)	WILKS, Darnell at Cincinnati (01-12-11)
	1.000	(8-8)	Fredette, Jimmer vs BYU (11-26-10)
	1.000	(7-7)	Tucker, Alex at Florida Atlantic (12-04-10)
	1.000	(6-6)	DIENG, Gorgui vs Louisville (01-09-11)
	1.000	(6-6)	CLANTON, Keith at UCF (11-18-10)
	1.000	(5-5)	SMITH, Chris vs Louisville (01-09-11)
	1.000	(5-5)	STOKES, Corey vs Villanova (01-06-11)
	1.000	(4-4)	KNOWLES, Preston vs Louisville (01-09-11)
	1.000	(4-4)	COOMBS-MCDANIEL, J. at UConn (12-31-10)
	1.000	(4-4)	Tairu, David vs Texas Tech (11-27-10)
	1.000	(4-4)	PHILLIPS, Chene vs LIBERTY (11-23-10)
	1.000	(3-3)	COLE, Norris at Cleveland State (12-22-10)
	1.000	(3-3)	Singletary, Mike vs Texas Tech (11-27-10)
Rebounds	14		MITCHELL, Casey at West Virginia (01-23-11)
	14		VAN TREESE, Stephan vs Louisville (01-09-11)
	14		GREENE, Justin at Kent State (12-12-10)
Assists	9		WAYNS, Maalik vs Villanova (01-06-11)
	8		COUNCIL, Vincent vs Providence (01-16-11)
Steals	5		FISHER, Corey vs Villanova (01-06-11)
	5		Reese, Brad vs Texas Tech (11-27-10)
	5		Fredette, Jimmer vs BYU (11-26-10)
	5		FERGUSON, Eric vs Georgia Southern (11-21-10)
Blocked Shots	5		DIENG, Gorgui vs Louisville (01-09-11)
	4		TYLER, A.J. at UCF (11-18-10)

Turnovers	6	GORDON, Evan vs LIBERTY (11-23-10)
	5	FERGUSON, Eric vs Georgia Southern (11-21-10)
	5	HEWITT, Jelani vs Georgia Southern (11-21-10)
Fouls	5	LUMPKINS, Robert at Rutgers (01-20-11)
	5	THOMAS, Ibrahima at Cincinnati (01-12-11)
	5	OLANDER, Tyler at UConn (12-31-10)
	5	POPE, Herb at Seton Hall (12-28-10)
	5	Langford, Josh vs Auburn (12-15-10)
	5	Chubb, Rob vs Auburn (12-15-10)
	5	Reese,Brad vs Texas Tech (11-27-10)
	5	BASKERVILLE, C vs Georgia Southern (11-21-10)
	5	SPENCER, Rory vs Georgia Southern (11-21-10)
	5	BAYNHAM, Marvin vs Georgia Southern (11-21-10)
	5	BENNETT, Akeem vs St. Francis (11-15-10)