



UNIVERSITY OF SOUTH FLORIDA
BULLS MEN'S BASKETBALL

CONTACT: Amy Woodruff, Assistant Communications Director
O: (813) 974-4087 | C: (813) 410-1194 | woodruff@admin.usf.edu
SECOND CONTACT: Mike Bello, Communications Assistant
O: (813) 974-7099 | C: (814) 602-6678 | mbello@admin.usf.edu

2009-10 SCHEDULE

DATE	OPPONENT	TIME	SCORE / TV
11/3	Florida Southern (Exh.)	7 p.m.	W, 110-79
11/13	at Southern Methodist	8:30 p.m.(ET)	W, 67-61
11/16	Virginia	7:30 p.m.	W, 66-49
<i>Charleston Classic, S.C.</i>			
11/19	vs. Davidson	7 p.m.	W, 65-58
11/20	vs. (rv) South Carolina	9:30 p.m.	L, 66-69
11/22	vs. UNC-Wilmington	3:30 p.m.	W, 74-66
11/25	Kent State	7 p.m.	W, 76-54
11/27	FAU	7 p.m.	W, 78-58
12/02	Hampton	7 p.m.	W, 74-55
12/13	Central Michigan	2 p.m.	L, 56-59
12/16	UCF	7 p.m.	W, 69-65
<i>Las Vegas Holiday Hoops Classic</i>			
12/19	vs. San Francisco	2 p.m. PST	W, 69-49
12/20	vs. San Diego	2 p.m. PST	W, 69-60
12/30	at (rv) Louisville *	7 p.m.	L, 52-73
1/5	Notre Dame * ESPNU	7 p.m.	L, 73-74
1/10	at No. 7 Syracuse *	2 p.m.	L, 65-82
1/13	No. 9/10 West Virginia *	7 p.m.	L, 50-69
1/16	Rutgers * ESPN360	7 p.m.	W, 73-64
1/20	at Cincinnati * ESPN2	7 p.m.	L, 70-78
1/23	at Providence * ESPNU	8 p.m. W	109-105 (ot)
1/28	Seton Hall * ESPN2	7 p.m.	W, 76-74 (ot)
1/31	No. 17 Pittsburgh *	1 p.m.	W, 70-61
2/3	at No. 7/8 Georgetown *	7 p.m.	W, 72-64
2/7	at Notre Dame *	Noon	L, 62-65
2/13	at (rv) Marquette *	8:30 p.m.	L, 52-63
2/16	Cincinnati * ESPNU	7 p.m.	W, 65-57
2/20	St. John's *	Noon	L, 58-74
2/24	at No. 7/8 Villanova * BEN	9 p.m.	L, 49-74
2/27	Providence * ESPN360	7 p.m.	W, 99-93
3/2	at DePaul *	7:30 p.m.	ESPNU
3/6	Connecticut *	2 p.m.	BIG EAST Net.

NOTES:

Most games can be heard on 1250 WHNZ Radio, and some on 970 WFLA
All games are on BullsVision on GoUSFBulls.com
BEN-GW - BIG EAST Network, Game of the Week
BEN/BHSN - BIG EAST Network / Bright House Sports Network
All home games are listed in bold and played at the Sun Dome
Game times are subject to change
* BIG EAST game

RADIO - 1250 WHNZ | SIRIUS 152
Jim Lighthall, play-by-play | Todd Kalas, analyst

ESPNU
Jim Barbar, play-by-play | Brooke Weisbrod, analyst

ONLINE
Audio only on BullsVision on GoUSFBulls.com

SOCIAL MEDIA WEBSITES
Twitter: Coach_Heath | **Facebook:** USFAthletics



Check out Dominique Jones for All-America at 20in10Jones.com

BULLS LOOKING FOR THIRD-STRAIGHT VICTORY OVER DEPAUL BLUE DEMONS



USF
BULLS
17-11 (7-9)

LAST TIME OUT
W, 99-93 | vs. Providence

UP NEXT
March 6 | vs. UConn

LEADERS
Scoring per Game
Jones, 21.4 ppg
Gilchrist, 15.0 ppg
Rebounds per Game
Famous, 7.6 rpg
Total Assists
Jones & Howard, 106 assists

HEAD COACH
Stan Heath
Overall: 150-129 (9th)
At USF: 38-52 (3rd)

DEPAUL
BLUE DEMONS
8-20 (1-15)

LAST TIME OUT
L, 71-62 | at Rutgers

UP NEXT
March 5 | vs. St. John's

LEADERS
Scoring per Game
Walker, 16.3 ppg
Koshwal, 15.7 ppg
Rebounds per Game
Koshwal, 10.0 rpg
Total Assists
Walker, 72 assists

HEAD COACH
Tracy Webster (Interim)
Overall: 1-11 (since Jan. 11)
At DePaul: 1-11

SETTING THE SCENE

Date: March 2, 2010
Arena: Allstate Arena
Location: Chicago, Ill.
Tip-off: 7:30 p.m.
TV: ESPNU
Radio: 1250 WHNZ | Sirius 152
Webcast: BullsVision on GoUSFBulls.com
Live Chat: GoUSFBulls.com
Officials: Mike Stuart
Jamie Luckie
Tim Clougherty

PLAYER TO WATCH

In his last four games, senior guard Mike Mercer has averaged 14.5 points and 4.5 rebounds in 32.0 minutes per game. Since Feb. 16, he is shooting 58.1 percent from the field, hitting 25-of-43 shots. In those four games, he scored 12 vs. Cincinnati, 17 against St. John's, 11 at Villanova and 18 vs. Providence. He also has 1.5 assists, 0.8 steals and 0.8 blocks in those four outings.



THE GAME

USF looks to make it three straight against DePaul as the Bulls travel to Chicago for a March 2 ESPNU matchup with the Blue Demons.

The Bulls enter the game 2-2 in the last four games after a 99-93 victory over Providence on Feb. 27 in Tampa. The Blue Demons are playing for their first win since Jan. 20, a 51-50 victory over Marquette.

Last season, USF downed DePaul twice, first 80-58 on Jan. 10 in Chicago, then 70-61 on Jan. 20 in Tampa.

THE SERIES

USF was 2-0 against DePaul last season after opening the matchup with the Blue Demons 0-4 the first two years in the BIG EAST. Overall, DePaul leads the series 6-15.

THE LOCAL BROADCASTS

The game will be carried live by 1250 WHNZ Radio in the Tampa Bay area with Jim Lighthall (play-by-play) and Todd Kalas (analyst) making the call. Also catch the game on BullsVision on GoUSFBulls.com.

THE COACHES

USF: Head coach Stan Heath is in his 23rd season of coaching, ninth as a head coach and third at USF. He has posted a 150-129 overall record and is 38-52 at USF. Heath has made three NCAA appearances (2002-Kent State, 2006 and 2007- Arkansas) in his eight-year career.

DePaul: Tracy Webster, a native of Harvey, Ill., joined the DePaul men's basketball program as an assistant coach in April 2009 and was named interim head coach for the remainder of the 2009-10 season on Jan. 11. He has spent the last eight seasons as an assistant coach at Kentucky, Illinois, Purdue and Ball State.

USF Communications

MBB Contact Amy Woodruff, Ass't. Director of Comm.
Cell (813) 410-1194
Email woodruff@admin.usf.edu
Second Contact Mike Bello
Cell (814) 602-6678
Email mbello@admin.usf.edu
Website www.GoUSFBulls.com

2009-10 USF Quick Facts

Location	Tampa, Fla.
Stadium	Sun Dome
Capacity	10,411
First Year of Basketball	1971-72
Enrollment	46174
Founded	1956
Colors	Green (PMS 343), Gold (PMS 4515)
Nickname	Bulls
Conference	BIG EAST
President	Dr. Judy Genshaft
Faculty Representative	Dr. Bob Sullins
Director of Athletics	Doug Woolard
Head Coach	Stan Heath
Alma Mater	Eastern Michigan, 1988
Record at USF	38-52 / 3rd season
Overall Record	150-129 / 9th season
2008-09 Overall Record	9-22
2008-09 BIG EAST Conference Record	4-14
2008-09 BIG EAST Conference Finish	14th

ASSISTANT COACHES

Jeremy Cox (Mesa State, 1991)
 Reggie Hanson (Kentucky, 1991)
 Eric Skeeters (Coppin State, 1997)
 Andy Hipsher (Akron, 2003)

HISTORY

First Season of Basketball	1971-72
Overall All-Time Record	527-583
NCAA Appearances	Two (1989-90, 1991-92)
NIT Appearances	Seven (1980-81, 1982-83, 1984-85, 1990-91, 1994-95, 1999-00, 2001-02)
Conference Regular Season Titles	None
Conference Tourn. Titles	One (Sun Belt, 1989-90)

RETURNERS

Name	Pts./Reb.	GP/S	Pos.	Yr.
Jones	18.1/5.6	31/30	G	Jr.
Gilchrist	10.2/4.4	25/12	F/C	So.
Howard	7.7/4.1 apg	31/29	G	Sr.
Rivas	4.2/4.7	30/14	C	Sr.

USF MEDIA POLICIES

WEEKLY MEDIA LUNCHEON

USF hosts a weekly press conference during a regular game week, with the date depending upon the game schedule. Coach Heath will take the podium at Noon and requested players will be available between 11 a.m. and Noon. Players must be requested through Amy Woodruff by **Monday at Noon**. The USF Communications office will make every effort to accommodate requests.

CREDENTIAL REQUESTS

Credential requests are taken via email. Please email Amy Woodruff (woodruff@admin.usf.edu) and Mike Bello (mbello@admin.usf.edu). Requests must be made a week in advance of the game. Media attending games will have to show ID and pass through security to enter the Sun Dome. Any misuse of credentials will result in removal from the Sun Dome and the permanent voiding of the credential.

INTERVIEWS

The daily practice schedule is listed below. Coach Heath and requested players are usually available at the end of practice on Mondays and Thursdays throughout the season. Please contact Amy Woodruff (woodruff@admin.usf.edu) to request attendance at practice.

PLAYER INTERVIEWS

Under no circumstances should media members contact a USF student-athlete without prior consent and approval from the USF Communications office and/or basketball contact Amy Woodruff. The same policy applies to the family members of student-athletes.

STAFF INTERVIEWS

All interview requests for assistant coaches or athletics department staff members must also be approved and cleared by the USF Communications office and/or basketball contact Amy Woodruff.

POSTGAME POLICY

The USF locker room is closed at all times. Coach Heath and a handful of USF players will report to the media room for interviews. USF will take interview requests for players and assistant coaches with 10 minutes remaining in the game. On the road, USF will conduct interviews at the designated location by the host institution. All opponent interviews - coach/player/family - shall be directed to the opponent's SID.

BIG EAST TELECONFERENCE

The BIG EAST men's basketball coaches will hold a teleconference for the media each Thursday during the basketball season, beginning Jan. 7. Each coach will be available for approximately eight minutes. Media representatives wishing to participate should contact the BIG EAST office or consult the weekly press release for the phone number. The 16 coaches will be broken up into two groups of eight.

The "first" group will have teleconferences on Jan. 7, Jan. 21, Feb. 4, Feb. 18.

11:00 a.m.	Jay Wright, Villanova	11:32 a.m.	Norm Roberts, St. John's
11:08 a.m.	Keno Davis, Providence	11:40 a.m.	Jerry Wainwright, DePaul
11:16 a.m.	Stan Heath, USF	11:48 a.m.	John Thompson III, Georgetown
11:24 a.m.	Jim Calhoun, Connecticut	11:56 a.m.	Bobby Gonzalez, Seton Hall

The "second" group will have teleconferences on Jan. 14, Jan. 28, Feb. 11, Feb. 25.

11:00 a.m.	Buzz Williams, Marquette	11:32 a.m.	Jamie Dixon, Pittsburgh
11:08 a.m.	Mike Brey, Notre Dame	11:40 a.m.	Mick Cronin, Cincinnati
11:16 a.m.	Bob Huggins, West Virginia	11:48 a.m.	Jim Boeheim, Syracuse
11:24 a.m.	Fred Hill, Rutgers	11:56 a.m.	Rick Pitino, Louisville

OTHER WAYS TO FOLLOW THE BULLS

Media and fans alike can follow the Bulls on Twitter, Facebook and YouTube. On Twitter, check out www.Twitter.com/Coach_Heath. USF Athletics also has a fan page at www.Facebook.com/USFAthletics, while BullsVision on YouTube is a popular destination for videos of all types.

WE ARE USF

When referring to the University please be aware of the following policy regarding usage. First references to the school and its intercollegiate athletics program should always be the University of South Florida. The only secondary reference used should be USF or Bulls. Please refrain from using South Florida, S. Florida, South Fla. or any other similar combination.

IT'S AUGUSTUS, NOT GUS

When referring to USF's 6-10 sophomore forward, please use Augustus Gilchrist in all references, not Gus.

▼ MEDIA OPPORTUNITIES THIS WEEK ▼

MON | 1

Practice 12-3

Travel to DePaul

TUES | 2

Game Day at DePaul

7:30 p.m. ESPNU

WED | 3

Return to Tampa

3-4 p.m. Muma Basketball Center Groundbreaking

THURS | 4

Practice TBA

Media Availability TBA

FRI | 5

Practice TBA

Media Availability TBA

SAT | 6

Game Day vs. Connecticut

2 p.m. BIG EAST Network

SUN | 7

Travel to BIG EAST Championships in New York City

2009-10 ROSTER

#	Name	Pos.	Ht.	Wt.	Yr.	
1	Ron Anderson Jr.	F	6-8	255	RJr.	Upper Marlboro, Md. Kansas State McCallie School - Tenn. Sitting out 2009-10 after transferring from Kansas State
3	Chris Howard	G	6-3	200	Sr.	Fort Washington, Md. Friendly HS Career-high 23 points at Notre Dame ... Career-best 10 rebounds at Cincinnati (Jan. 20) ... Bulkied up scoring to 10.5 ppg in senior year
10	Anthony Crater	G	6-1	170	So.	Flint, Mich. Ohio State Brewster Academy - N.H. Nine points on 4-of-6 shooting vs. Cincinnati ... Pair of treys at Georgetown ... First game as a Bull was Jan. 10 at Syracuse
11	Alex Rivas	C	6-10	230	Sr.	Santiago, D.R. Pratt CC - Kan. Laurinburg Prep - N.C. Season-high four points at GU ... Six rebounds at ND ... In the fall, had surgery to replace rods in his legs ... Season debut on Jan. 10
13	Ryan Kardok	G	6-3	188	Sr.	Parkland, Fla. Stoneman Douglas HS Career night against UCF with first career bucket (a three), four rebounds, an assist and a steal in 20 minutes ... Five points vs. USF-CA
20	Dominique Jones	G	6-4	215	Jr.	Lake Wales, Fla. Lake Wales HS At GU had 29 points, eight rebounds, four assists ... At PC had 46 points, 10 rebounds, eight assists ... Scored 37 vs. Pittsburgh
22	Shaun Noriega	G	6-4	195	Fr.	North Port, Fla. North Port HS Connected on a three-pointer in three-straight outings, one against South Carolina and Kent State and two vs. FAU
23	Mike Burwell	G	6-6	210	Fr.	East Brunswick, N.J. South Kent School Cardinal McCarrick HS Season high seven points vs. Hampton, hitting 2-of-2 from long range, and vs. USF-CA ... Also had four rebounds against the Dons
24	Augustus Gilchrist	F	6-10	245	So.	Clinton, Md. Maryland Progressive Christian Academy Tallied 21 points and six rebounds against PC ... Out from Dec. 7-Feb. 7 with right ankle sprain ... Led team with 18.9 ppg before injury
31	Jarrid Famous	F/C	6-11	240	Jr.	Bronx, N.Y. Westchester CC Blessed Sacrament HS Season-high 18 points at ND ... Tallied 15 points and 14 rebounds against Seton Hall ... Seven double-doubles in 24 games
32	Toarlyn Fitzpatrick	F	6-8	230	Fr.	Tampa, Fla. King HS Back-to-back then-career scoring nights at UoFL (11 pts) and vs. ND (13) ... Double-double at UoFL with 11 points, 11 rebounds
33	Mike Mercer	G	6-5	195	Sr.	Snellville, Ga. Georgia South Gwinnett HS Tallied 37 points in two games against Providence ... Scored 17 vs. STJ ... Double-double vs. ND with 10 points and 10 rebounds

GROUND BREAKING FOR MUMA BASKETBALL CENTER

USF President Judy Genshaft, Director of Athletics Doug Woolard and the entire USF community will celebrate the official ground-breaking of the Pam and Les Muma Basketball Center on March 3. The Pam and Les Muma Basketball Center is part of the USF facility upgrade which will include men's and women's basketball practice gymnasias and team support facilities including locker rooms, offices, meeting rooms, athletic training, strength training and equipment management facilities. The center will allow internal access to the event level of the existing Dome. The footprint for the Muma Center is located on the south side of the Sun Dome. The basketball teams will continue to compete in the Sun Dome and practice in the Sun Dome and Corral while construction occurs on the Muma facility. The Muma Center is part of a \$30-million package of facility upgrades for USF's athletic district that also includes facilities for football, baseball, softball, and possibly soccer. Basketball coaches Stan Heath and Jose Fernandez, as well as Woolard, Genshaft and the Mumas will be on hand to talk about the state of the art facility.

USF vs. DEPAUL QUICK HITS

USF is 6-15 in the all-time series against DePaul since the first meeting in 1982-83.

The Bulls are 2-1 against the Blue Demons since Coach Stan Heath's arrival in 2007-08.

Senior guard Chris Howard is 2-3 against DePaul since 2006-07. He has averaged 6.2 points, 5.6 assists and 3.8 rebounds in those five outings.

Junior guard Dominique Jones scored 26 and grabbed 10 rebounds against DePaul in the last outing (Jan. 20) after hitting the Blue Demons for 22 points and eight rebounds just 10 days earlier. Jones has averaged 19.7 points and 8.0 rebounds against DePaul in three games.

STATISTICAL COMPARISON

Team Statistics	USF (17-11)	DPU (8-20)
SCORING	1924	1701
Points per game	68.7	60.8
Scoring margin	+1.8	-5.7
FIELD GOALS-ATT	669-1497	633-1574
Field goal pct	.447	.402
3 POINT FG-ATT	124-428	155-491
3-point FG pct	.290	.316
3-pt FG made per game	4.4	5.5
FREE THROWS-ATT	462-676	280-485
Free throw pct	.683	.577
F-Throws made per game	16.5	10.0
REBOUNDS	987	917
Rebounds per game	35.2	32.8
Rebounding margin	+0.9	-5.3
ASSISTS	346	325
Assists per game	12.4	11.6
TURNOVERS	357	310
Turnovers per game	12.8	11.6
Turnover margin	-0.7	+1.9
Assist/turnover ratio	1.0	1.0
STEALS	182	221
Steals per game	6.5	7.9
BLOCKS	95	88
Blocks per game	3.4	3.1

Score by Periods	1	2	OT	20T	Totals
USF	895	1004	25		1924
DePaul	787	904	10		1701

The Last Three in the Series (6-15)

Date	USF W/L	Score	Location
Jan. 20, 2009	W	70-61	Tampa
Jan. 10, 2009	W	80-58	Chicago
Feb. 9, 2008	L	61-69	Chicago

PRONUNCIATIONS

TOARLYN Fitzpatrick	Tore-linn
Augustus GILCHRIST	Gil - crist
Ryan KARDOK	Car-dock
Shaun NORIEGA	Nor-E-A-ga
Alex RIVAS	Ree-vas

CLASS BREAKDOWN

Total Players: 12
Seniors (4): Chris Howard, Ryan Kardok, Mike Mercer, Alex Rivas
Juniors (3): Ron Anderson Jr., Jarrid Famous, Dominique Jones
Sophomores (2): Anthony Crater, Augustus Gilchrist
Freshmen (3): Mike Burwell, Shaun Noriega, Toarlyn Fitzpatrick

GEOGRAPHIC BREAKDOWN

Florida (4): Toarlyn Fitzpatrick, Ryan Kardok, Dominique Jones, Shaun Noriega
Georgia (1): Mike Mercer
Maryland (3): Ron Anderson Jr., Augustus Gilchrist, Chris Howard
Michigan (1): Anthony Crater
New Jersey (2): Mike Burwell, Jarrid Famous
Dominican Republic (1): Alex Rivas

INDIVIDUAL PROPS

DOMINIQUE JONES
 Preseason Second Team All-BIG EAST
 Athlon Preseason H.M. All-American
 BIG EAST Weekly Honor Roll - Nov. 23
 BIG EAST Player of the Week - Dec. 21
 NBE Player of the Week - Dec. 21
 BIG EAST Weekly Honor Roll - Jan. 11
 BIG EAST Player of the Week - Jan. 25
 NetScouts National Player of the Week - Jan. 28
 NetScouts Big East Player of the Week - Jan. 28
 BIG EAST Player of the Week - Feb. 1
 NetScouts Major Conf. Player of the Week - Feb. 4
 BIG EAST Weekly Honor Roll - Feb. 8
 Naismith Trophy Mid-Season Finalist

AUGUSTUS GILCHRIST

BIG EAST Weekly Honor Roll - Nov. 30

USF'S LAST TWO

Date	Opponent	Rank
3/6	Connecticut	--/--

AP / ESPN-USA Today

BULLS SESSION - STAN HEATH PRESENTED BY BEEF O'BRADY'S

Wednesday, March 3 7 p.m. USF

STAN HEATH TV SHOW BRIGHT HOUSE SPORTS NETWORK

Thursday, March 4 5:30 p.m.
 The show is also aired on Sun Sports Fridays at 11 p.m., Sundays at 11a.m. on NBC 8, on SNY on Saturday mornings and on BullsVision on GoUSFBulls.com.

JONES LIGHTS UP PROVIDENCE WITH 46 POINTS

Dominique Jones scored 46 points at Providence (Jan. 23) to set the USF single game scoring record, passing Charlie Bradley's 42 against Florida State on Dec. 10, 1982, and was two points short of tying the BIG EAST single-game record. The BIG EAST record is held by Eric Murdock of Providence, who scored 48 points against Pitt exactly 19 year ago on Jan. 23, 1991. Jones was an amazing 9-10 from the field in the second half against Providence. **For more information about Jones' 46 points, check page 7 of the notes.**

GILCHRIST RETURNS FROM ANKLE INJURY

Against Marquette on Feb. 13, sophomore forward Augustus Gilchrist returned to the court for the first time since sustaining a high ankle sprain at practice on Dec. 7. Gilchrist hit his first shot, a long ball from the top of the key, with 13:20 left in the first half. He finished the game 3-for-6 for seven points along with four rebounds in 23 minutes of action.

In his first start since December, he added 10 points and six rebounds in 35 minutes against Cincinnati.

BULLS CHASING BEST RECORD IN EIGHT YEARS

With their 17-11 overall record, the Bulls are chasing the school's best record since 2001-02, when USF won 19 games and played in the NIT. Ten years prior, USF also had 19 wins and played in the NCAA Tournament.

	Overall	Conf	Conf	Postseason
2009-10	17-11*	BIG EAST	7-9*	???
2001-02	19-13	C-USA	8-8	NIT
1991-92	19-10	Sun Belt	7-5	NCAA

*Two regular season games remaining, plus at least one BIG EAST Tournament game.

17 WINS, 15 TIMES

USF has collected 17 wins or more only 15 times in 39 seasons of men's basketball.

17 wins	1981-82, 1983-84, 1997-98, 1999-00, 2009-10
18 wins	1980-81, 1984-85, 1994-95, 2000-01
19 wins	1975-76, 1990-91, 1991-92, 2001-02
20 wins	1989-90
21 wins	none
22 wins	1982-83

THE LAST TIME USF WON 17

USF has posted a 17-win season just five times in 39 seasons of men's basketball.

1981-82	17-11	Sun Belt
1983-84	17-11	Sun Belt
1997-98	17-13	C-USA
1999-00	17-14	C-USA
2009-10	17-11	BIG EAST

HOWARD NOTCHES 100TH START

Senior guard Chris Howard notched his 100th career start on Feb. 27 against Providence. He has played in 104 career games as a Bull.

Prior to Gilchrist Injury

Record: 7-1 (Nov. 13 through Dec. 2)
 Jones 16.4 ppg, 6.3 rpg
 Famous 11.5 ppg, 7.6 rpg
 Fitzpatrick 3.8 ppg, 3.5 rpg

USF without Gilchrist

Record: 8-7 (Dec. 13 through Feb. 7)
 Jones 24.8 ppg, 6.1 rpg
 Famous 11.6 ppg, 7.8 rpg
 Fitzpatrick 5.9 ppg, 6.1 rpg

	USF	Opponent
Points/g	70.8	58.8
FG%	48.1	38.2
FT%	65.5	61.9
Reb/g	37.0	33.6

	USF	Opponent
Points/g	69.0	69.5
FG%	43.1	44.5
FT%	68.0	63.6
Reb/g	35.1	35.5

CURRENT USF BULLS VS. DEPAUL BLUE DEMONS

Gilchrist vs. DePaul	GS	Min	FG	FGA	Pct	3FG	3GA	Pct	FT	FTA	Pct	Off	Def	Tot	Avg.	PF	A	TO	Blk	Stl	Pts	Avg.
1/10/09	A	25	6	8	.750	0	0	.000	4	4	1.000	1	3	4		4	0	3	2	0	16	
1/20/09	H	* 28	6	18	.333	1	3	.333	3	5	.600	7	4	11		2	0	1	1	0	16	
Totals		53	12	26	.462	1	3	.333	7	9	.778	8	7	15	7.5	6	0	4	3	0	32	16.0

Howard vs. DePaul	GS	Min	FG	FGA	Pct	3FG	3A	Pct	FT	FTA	Pct	Off	Def	Tot	Avg.	PF	A	TO	Blk	Stl	Pts	Avg.
2/17/07	H	* 34	1	8	.125	0	2	.000	3	4	.750	1	2	3		3	9	4	0	0	5	
3/3/07	A	* 33	1	4	.250	0	0	.000	0	0	.000	2	1	3		3	4	4	0	0	2	
2/9/08	A	19	0	2	.000	0	0	.000	0	0	.000	1	2	3		1	2	1	0	2	0	
1/10/09	A	* 37	5	8	.625	0	1	.000	2	2	1.000	0	5	5		0	10	0	1	12		
1/20/09	H	* 38	4	8	.500	1	3	.333	3	3	1.000	3	2	5		1	3	2	0	2	12	
Totals		161	11	30	.367	1	6	.167	8	9	.889	7	12	19	3.8	8	28	11	0	5	31	6.2

Jones vs. DePaul	GS	Min	FG	FGA	Pct	3FG	3GA	Pct	FT	FTA	Pct	Off	Def	Tot	Avg.	PF	A	TO	Blk	Stl	Pts	Avg.
2/9/08	A	33	3	11	.273	3	7	.429	2	3	.667	1	5	6		3	2	2	0	0	11	
1/10/09	A	* 39	7	14	.500	5	10	.500	3	3	1.000	3	5	8		1	4	3	0	1	22	
1/20/09	H	* 40	8	19	.421	1	6	.167	9	11	.818	2	8	10		3	6	4	0	1	26	
Totals		112	18	44	.409	9	23	.391	14	17	.824	6	18	24	8.0	7	12	9	0	2	59	19.7

Kardok vs. DePaul	GS	Min	FG	FGA	Pct	3FG	3GA	Pct	FT	FTA	Pct	Off	Def	Tot	Avg.	PF	A	TO	Blk	Stl	Pts	Avg.
1/10/09	A	1	0	0	.000	0	0	.000	0	0	.000	0	0	0	0.0	0	0	0	0	0	0	0.0

Rivas vs. DePaul	GS	Min	FG	FGA	Pct	3FG	3GA	Pct	FT	FTA	Pct	Off	Def	Tot	Avg.	PF	A	TO	Blk	Stl	Pts	Avg.
1/10/09	A	16	1	1	1.000	0	0	.000	0	2	.000	0	4	4	4.0	4	0	2	0	1	2	2.0

HEATH HITS 150 WINS

With the 99-93 victory over Providence on Feb. 27, Coach Stan Heath has posted his 150th career win. He has a sweep of a BIG EAST team in all three of his seasons with the Bulls, doubling up wins on Rutgers (2007-08), DePaul (2008-09) and now Providence. The Bulls are now 3-5 all-time against the Friars and Heath is now 2-2 all-time against Providence.

LAST YEAR AFTER 28 GAMES

USF was 8-20 last season at this time, with a 3-13 BIG EAST record. Three Bulls were scoring double digits (Dominique Jones 18.1, Jesus Verdejo 12.8, Augustus Gilchrist 10.1) and no player averaged more than 5.5 rebounds per game. Check out the comparisons below.

	2009-10	2008-09
Record	17-11 (7-9)	8-20 (3-13)
Points per Game	68.7	59.4
Field Goals	669-1497 (44.7%)	607-1521 (39.9%)
3pt Field Goals	124-428 (29.0%)	139-472 (29.4%)
Free Throws	462-676 (68.3%)	311-525 (59.2%)
Turnovers	357 (12.8)	361 (12.9)
Steals	182 (6.5)	151 (5.4)
Jones	21.4 ppg, 6.2 rpg	18.1 ppg, 5.4 rpg
Howard	10.5 ppg, 3.8 rpg	7.6 ppg, 3.9 rpg
Gilchrist	15.0 ppg, 6.5 rpg, 13g	10.1 ppg, 4.5 rpg, 22g

JONES SCORES 600 THIS SEASON

Junior guard Dominique Jones has scored 600 points in 28 games this season, only the fifth time a Bull has scored 600 points in a season. Charlie Bradley holds the top three spots in the season-high category with 901 (1982-83), 652 (1984-85) and 625 (1983-84), followed by Altron Jackson's 616 (2001-02).

JONES CLOSING IN ON 1700 POINTS

Dominique Jones has scored 1,692 points in his three seasons with the Bulls, only the fifth USF player to score more than 1,690 points in their career.

BULLS TOP FRIARS TWICE IN HIGH-SCORING GAMES

On Feb. 27, USF scored more than 80 points for just the second time this season, with 99. The other time was the last outing against Providence on Jan. 23, when the Bulls defeated the Friars 109-105 in overtime.

The Bulls completed the season sweep, after rallying from a nine-point deficit with 40 seconds left on Jan. 23, and again from a nine-point deficit with 6:40 to play on Feb. 27.

TOP SHOOTING PERFORMANCES AGAINST PC

USF hit 32-of-38 (84.2%) at the free throw line against Providence on Feb. 27. The previous season-best was 82.4 percent (14-17) against Notre Dame on Jan. 5.

USF also hit 32-of-56 from the field, shooting 57.1 percent from the field, the best clip of the season. The previous best was 24-of-45, 53.3 percent, against Virginia.

USF shot 18-of-24 (75%) during a stretch from the 11-minute mark of the first half to the under 12 minute timeout of the second period.

BULLS DOUBLE-UP ON SCORING

USF downed Providence 99-93 after scoring just 49 points in a loss to Villanova the prior game. In research from Greg Auman at the St. Pete Times, USF has never before scored twice as many points as its previous game. The Bulls have come within two points of doing so three times -- from 48 to 94 in 1976-77, from 53 to 104 in 1983-84 and from 47 to 92 in 1985-86. For his complete breakdown, check out <http://blogs.tampabay.com/usf/2010/02/double-your-points-thats-a-first-for-bulls.html#more>

HOWARD MAKING THE MOST OF SENIOR SEASON

Senior guard Chris Howard is making the most of his final season with the Bulls, putting up offensive numbers like never before.

Howard is averaging 10.5 points per game, up from last season's 7.7 ppg. His attempts and percentages have also increased. See the chart below.

	'08-09 (31g)	'09-10 (28g)	First 28 g in '08-09
Points	240	294	213
Avg.	7.7	10.5	7.6
FG-A	78-213	99-227	70-192
FG%	36.6	43.6	36.5
3FG-A	22-65	23-86	20-60
3FG%	33.8	26.7	33.3
FT-A	62-99	73-105	53-86
FT%	62.6	69.5	61.6

MERCER'S POINTS ADDING UP

Senior guard Mike Mercer has scored in double digits in four-straight games. He had 18 vs. Providence, 11 at Villanova, 17 against St. John's and 12 vs. Cincinnati.

JONES IN TOP 10 IN THE NATION IN SCORING

Junior guard Dominique Jones is tied for 10th in the country with his 21.6 points per game according to NCAA stats through Feb. 21.

ABOUT ... DOMINIQUE JONES

BIG EAST PLAYER OF THE YEAR CANDIDATE



KEEPING UP WITH MR. JONES

- Junior guard Dominique Jones was selected to the Mid-Sesaon Naismith Award List this season and the 2009-10 Preseason All-BIG EAST Second Team. He earned All-BIG EAST honorable mention after both his freshman and sophomore campaigns.
- Athlon Magazine picked Jones as a 2009-10 Athlon Sports Preseason All-American (honorable mention). Jones joins seven BIG EAST players on the listing, including one league opponent on the first, second and third teams and four on the honorable mention team.
- Jones was the BIG EAST Conference Player of the Week Jan. 31, Jan. 25 and Dec. 21. He was also selected to the BIG EAST Weekly Honor Roll on Nov. 23, just a day after being picked to the Charleston Classic All-Tournament Team, and on Jan. 11.
- In his 82nd career game, Jones topped the 1,500-point mark.
- In his 58th career game, Jones topped the 1,000-point plateau, the second-fastest Bull to accomplish the feat.
- Jones' 30+ games:

46	at Providence (1/23/10)	35	at West Virginia (1/17/09)	30	CINCINNATI (3/3/09)
37	No. 17 PITT (1/31/10)	31	at UCF (12/6/08)	30	at Richmond (12/5/07)
36	IONA (12/27/08)	31	SETON HALL (2/26/08)	30	UCF (12/1/07)
				30	at Syracuse (1/10/10)

CAREER-HIGH 46 VS. PROVIDENCE

Sophomore Dominique Jones exploded for a career high 46 points vs. Providence (1/23/10), shooting 15-23 from the field, 2-6 from 3-point range and 14-18 from the free throw line.

BREAKING DOWN JONES' SCORING IN WINS

In USF's seven BIG EAST wins, Jones is averaging 30.3 points, 7.4 rebounds, 3.4 assists and 1.4 steals in 39.4 minutes per game. In those seven games, he has scored 20 vs. Rutgers, 46 at Providence, 28 vs. Seton Hall, 37 vs. Pitt, 29 at Georgetown and 26 vs. Cincinnati and Providence. He has hit 62-114 (54.4%) of his shots, and is 79-101 (78.2%) at the line in league victories.

JONES POSTS GAME-HIGH MARKS

Dominique Jones was the game's high scorer (both teams) in eight-straight BIG EAST games from Jan. 5-Feb. 3. Seven times he was the outright high scorer and once he tied the opponent (Jeremy Hazell - Seton Hall, Jan. 28).

JONES SCORING BY PERIODS

Dominique Jones has scored 24 points in the second half of a BIG EAST win two times this year. See the breakdown of the wins below.

	First	Second	OT	Total
Rutgers	8	12	--	20
Providence	13	24	9	46
Seton Hall	6	16	6	28
Pittsburgh	13	24	--	37
Georgetown	7	22	--	29
Cincinnati	7	19	--	26
Providence	11	15	--	26
Totals	65	132	15	212

Year	GP	GS	Min	Avg	Total		3-Point		Rebounds			PF	FO	Ast	TO	Blk	Stl	Pts	Avg	
					FG-FGA	Pct	FG-FGA	Pct	FT-FTA	Pct	Off-Def									Tot
2007-08	31	31	1085	35.0	177-385	.460	54-153	.353	123-162	.759	44-99	143	4.6	73-3	86	70	8	47	531	17.1
2008-09	31	30	1161	37.5	193-461	.419	54-175	.309	121-171	.708	61-112	173	5.6	79-2	122	82	12	41	561	18.1
2009-10	28	28	1031	36.8	190-414	.459	48-143	.336	172-227	.758	33-140	173	6.2	85-1	106	83	16	46	600	21.4
TOTAL	90	89	3277	36.4	560-1260	.444	156-471	.331	416-560	.743	138-351	489	5.4	237-6	314	235	36	134	1692	18.8

JONES VS. TOP 5 SCORERS IN LEAGUE - AS OF FEB. 23

	GP	MPG	PPG	FG%	3FG%	FT%	APG	RPG	BPG	SPG
Dominique Jones	16	37.6	23.6	44.2	29.8	78.0	3.1	6.5	0.63	1.25
Luke Harangody	12	37.6	24.0	44.3	34.2	74.7	1.2	10.0	0.58	0.42
Jeremy Hazell	16	33.9	22.1	43.7	38.6	73.6	1.6	2.9	0.13	1.56
Jamine Peterson	16	31.4	20.4	47.2	37.0	48.9	1.2	9.1	0.75	1.19
Scottie Reynolds	16	29.9	20.3	51.5	44.2	84.3	2.7	2.1	0.13	1.63

JONES VS. TOP 10 SCORERS IN THE NATION - AS OF FEB. 23

	GP	MPG	PPG	FG%	3FG%	FT%	APG	RPG	BPG	SPG
Dominique Jones	28	36.8	21.4	45.9	33.6	75.8	3.8	6.2	0.57	1.64
Aubrey Coleman	27	36.7	25.7	43.1	31.8	74.5	2.3	7.4	0.22	2.82
Luke Harangody	25	35.3	24.1	48.5	30.3	78.7	1.8	10.0	0.76	0.52
Marquez Haynes	27	33.3	22.9	48.5	41.0	75.1	3.9	4.4	0.33	1.59
Adrian Oliver	28	36.3	22.9	44.2	41.7	88.7	2.9	5.4	0.54	1.04
James Anderson	28	34.1	22.6	46.9	36.6	80.4	2.5	6.1	0.70	1.32
Adnan Hodzic	29	32.2	22.5	60.0	0.0	66.8	0.7	8.8	0.41	0.48
Devan Downey	28	33.9	22.5	39.8	33.0	83.4	3.6	3.2	0.04	2.79
Landry Fields	29	36.1	22.1	49.2	35.4	70.7	2.8	8.6	0.79	1.66
Reggie Holmes	31	32.8	21.6	38.2	34.3	81.9	0.8	4.2	0.13	1.45
Luke Babbitt	29	34.3	21.6	58.3	25.0	55.6	1.1	13.2	2.17	0.62

JONES VS. RANKED TEAMS

	GP	GS	Min	Avg	FG	FGA	Pct	3FG3A	Pct	FT	FTA	Pct	Off	Def	Tot	Avg	PF	A	TO	Blk	Stl	Pts	Avg	
at No. 7 Syracuse	*	38	-	7	13	53.8	3	6	50.0	13	17	76.5	4	5	9	-	4	3	4	1	2	30	-	
vs. No. 10 West Virginia	*	36	-	9	20	45.0	1	5	20.0	9	10	90.0	1	6	7	-	3	0	1	0	1	28	-	
vs. No. 17 Pittsburgh	*	39	-	10	20	50.0	3	4	75.0	14	17	82.4	3	5	8	-	4	3	3	1	1	37	-	
at No. 7 Georgetown	*	39	-	8	17	47.1	1	5	20.0	12	17	70.6	1	7	8	-	4	4	3	1	3	29	-	
at No. 7 Villanova	*	32	-	2	10	20.0	2	8	25.0	6	6	100.0	0	7	7	-	4	0	6	0	1	12	-	
Totals	5	5	184	36.8	36	80	45.0	10	28	35.7	54	67	80.6	9	30	39	7.8	19	10	17	3	8	136	27.2

JONES VS. PREDICTED NCAA TOURNAMENT TEAMS

	GP	GS	Min	Avg	FG	FGA	Pct	3FG3A	Pct	FT	FTA	Pct	Off	Def	Tot	Avg	PF	A	TO	Blk	Stl	Pts	Avg	
vs. Kent State	*	24	-	4	5	80.0	1	2	50.0	1	1	100.0	0	4	4	-	1	4	1	0	0	10	-	
at Louisville	*	24	-	2	6	33.3	0	1	00.0	1	4	25.0	0	3	3	-	5	2	3	0	3	5	-	
at No. 7 Syracuse	*	38	-	7	13	53.8	3	6	50.0	13	17	76.5	4	5	9	-	4	3	4	1	2	30	-	
vs. No. 10 West Virginia	*	36	-	9	20	45.0	1	5	20.0	9	10	90.0	1	6	7	-	3	0	1	0	1	28	-	
vs. No. 17 Pittsburgh	*	39	-	10	20	50.0	3	4	75.0	14	17	82.4	3	5	8	-	4	3	3	1	1	37	-	
at No. 7 Georgetown	*	39	-	8	17	47.1	1	5	20.0	12	17	70.6	1	7	8	-	4	4	3	1	3	29	-	
at RV Marquette	*	39	-	6	21	28.6	1	7	14.3	3	4	75.0	1	8	9	-	4	1	5	2	0	16	-	
at No. 7 Villanova	*	32	-	2	10	20.0	2	8	25.0	6	6	100.0	0	7	7	-	4	0	6	0	1	12	-	
Totals	8	8	271	33.9	48	112	42.9	12	38	31.6	59	76	77.6	10	45	55	6.9	29	17	26	5	11	167	20.9

HIGHEST 4-GAME POINT TOTALS THIS YEAR

Dominique Jones	140	Jimmy Fredette, Brigham Young	126	Devan Downey, South Carolina	126
Anatoly Bose, Nicholls State	131	Klay Thompson, Washington State	126	Devan Downey, South Carolina	125

BIG EAST SINGLE SEASON SCORING AVERAGES

	Years	PPG
1. Troy Bell, Boston College	2002-03	27.8
2. Dan Callandrillo, Seton Hall	1981-82	27.4
3. Eric Murdock, Providence	1990-91	27.2
4. Quincy Douby, Rutgers	2005-06	27.0
5. Donyell Marshall, UConn	1993-94	25.7
Dominique Jones	2009-10	24.2

IN GOOD COMPANY

	G	PPG	Reb.	Ast.
Dominique Jones - USF	89	18.7	5.4	3.6
Allen Iverson - Georgetown	36	23.0	3.6	4.6
Troy Bell - Boston College	62	21.6	4.0	3.5
Dwyane Wade - Marquette	65	19.7	6.5	3.9
Chris Mullin - St. John's	62	19.5	4.1	3.6
Ray Allen - UConn	54	18.5	6.0	2.4

THIS SEASON

JONES HAS SCORED ...

- 40+ points
One time (46)
- 30-39 points
Two times (37, 30)
- 20-29 points
13 times
(29, 28, 28, 28, 27, 26, 26, 26, 24, 23, 22, 21, 20)
- 0-19 points
12 times
(18, 17, 17, 17, 16, 13, 13, 12, 11, 10, 10, 5)

JONES IN TOP 10 IN NINE RECORDS

In just his third season with the Bulls, Dominique Jones is currently listed on nine career records lists at USF. He is second in free throws made (416), and third in free throws attempted (560). He is fifth in three pointers attempted (471) and scoring (1,692 points), and sixth in field goals made (560) and field goals attempted (1,260). He is seventh in three point field goals made (156), ninth in steals (134) and tied for 10th in assists (314). **Check page 10 of the notes for the rest of the school records that Jones is eyeing.**

TEN 30-POINT GAMES

Jones has scored 30 points or more in 10 games with the Bulls, three times as a rookie, four games his sophomore season and three times as a junior.

THIRTY-SEVEN 20-POINT GAMES

Jones has scored 20 points or more in 37 games at USF. His last 20-plus game was 26 vs. Providence on Feb. 27, 2010. In 12 games last season, Jones tallied at least 20 points and he did it 10 times in 2007-08.

JONES TOPS 1600 CAREER POINTS

Jones scored 16 points at Marquette (Feb. 13) to top the 1600 career points mark. Jones, who started the game with 1,595 points, is only one of six players to accomplish the feat. Up next on the all-time list is No. 4 B.B. Waldon, who had 1,869 points during his career.

As a sophomore, Jones topped the 1,000-point plateau, becoming the second-fastest Bull to reach 1,000 and one of only three USF players to do it in two seasons. Jones also became the quickest sophomore to reach 1,000. He reached 1,000 in his 58th career game. Only Tony Grier reached 1,000 career points in fewer games. Grier surpassed 1,000 in his 51st career game during his junior season. USF's all-time leading scorer, Charlie Bradley, went over 1,000 in his 59th career game during his sophomore season.

Check page 10 of the notes for the rest of the school records that Jones is eyeing.

RECAPPING THE VICTORY AT NO. 7 GEORGETOWN

I'll be brutally honest, I'm really amazed at our team. This is our biggest win in school history. - Coach Heath

With the win over Georgetown, USF won its fifth BIG EAST game of the season, the most ever for the Bulls in their five seasons in the league.

USF defeated a ranked team for the second-straight game following a 70-61 win over No. 17 Pitt Sunday. The win was the 11th all-time against a ranked opponent.

The Bulls also secured a win against the highest-ranked opponent ever. Prior to tonight, the previous best was a 57-56 win over No. 8 Marquette Feb. 6, 2009.

It also marked the third time ever USF won two straight games against ranked opponents, but the first time those two wins occurred in back-to-back games.

The last time USF had two wins over ranked opponents in the same season was the 2004-05 season, when the Bulls earned wins over No. 18 Charlotte and No. 21 Cincinnati over a three-game stretch in March 2005.

The win was USF's first over a ranked BIG EAST team on the road. The last time the Bulls beat a ranked team in a true road game occurred Feb. 24, 1992, against No. 15 Tulane, an 81-76 victory.

The Bulls haven't won four conference games in a row since the 1991-92 season, when the Bulls won six straight Metro Conference games late in the year, the last season USF was in the NCAA tournament.

USF scored just 26 points in the first half, a season low after scoring 27 in the first half against Seton Hall Jan. 28.

At one point, USF outscored Georgetown 30-13 in the second half.

For the seventh game in a row, USF had fewer or equal number of turnovers as the opponent, as the Bulls committed just eight on the night. USF has been in single digits in turnovers in four straight games and five of the last six. USF is averaging just 7.8 turnovers in the last six games.

USF outscored the Hoyas, 42-30, in the paint, and held a 15-6 advantage in points off turnovers.

USF's bench outscored Georgetown's, 10-2, the first time since Nov. 27 USF had more bench points than its opponent, when USF held a 10-5 advantage in the category against FAU.

Junior Dominique Jones posted his ninth straight game with 20 or more points, and the 35th time in his career, as he has averaged 29.4 points, 7.1 rebounds and 3.8 assists during that span while shooting 50.9 percent from the floor and 78.2 percent from the free throw line.

Jones' 12-of-17 performance from the free throw line marked the fourth-straight game he has made 10 or more free throws, hitting 79.3 percent (50-of-63) during that time.

Jones, who entered averaging 26.8 points in league play, needed more than 11 minutes to score his first points.

On the eve of the game, senior guard Chris Howard's mom cooked dinner for the team: chicken, ribs, brisket, yams, mac and cheese, green beans, rolls and pies.



TWEETS AFTER USF'S VICTORY OVER GU

Dick Vitale: Another amazing game 4 D. Jones as USF beats Hoyas on road 4 4th in a row! Wow! Jones had 29 n now has 140 in last 4 W's!

Dick Vitale: Hottest player in the nation is Dominique Jones of USF- has led Bulls to 4 W's in a row scoring 140 points! Awesome Baby!

Andy Katz: South Florida's win at Georgetown one of the more impressive this season. Bulls are in play now with the current streak. Who had that?

Jay Williams: Jones finishes with 29 points as #USF gets the upset over #Georgetown in DC. Imagine when the #Bulls get Augustus Gilchrist back! WOW....

Adam Zagoria: Stan Heath, whose USF team has won 4 straight: "Dominique Jones is just the straw that stirs the drink for our basketball team."

Joe Lunardi: Are the #USF #Bulls on the NCAA Tournament Bubble after their win over #8 Georgetown?

si_ncaabb: USF upsets No. 7 Georgetown 72-64 - You're forgiven if you've slept on USF, but it's time to... <http://bit.ly/b831Si>

ON DOMINIQUE JONES

He's terrific. I think he does a very good job of taking what you give him. You look at the numbers he's putting up and you have the tendency to think he's forcing this or forcing that, but he's not. He can go both ways, he can make shots, he makes foul shots, he just takes what is in front of him. - John Thompson III

He's the hottest player in the country right now. Not only is he scoring, but he's leading them to wins. To put up 140 points in the last four games against Big East competition is incredible. You're playing heavyweights. This is the Big East! - Dick Vitale

Jones had been nearly unstoppable the last couple of weeks. - Jeff Goodman

The most underrated player in the BIG EAST? Dominique Jones, South Florida. Dude's on fire. - Pat Forde

Stan [Heath] has done a good job of building the program. They were close so many times last year and didn't get over the hump. They've got some pretty good darn players. Dominique Jones is a pro. - Jay Bilas

Dominique Jones is the best player in the nation that the nation doesn't know about. When you get 26 points on 12 shots, you're playing. Very few guys in the college game can score from the three-point line, score off the dribble and get all the way to the rim. He does all three, and the thing is that he does it within the confines of what South Florida is doing as a team. He doesn't do it by alienating his teammates. He's impressive. - Mick Cronin

JONES' FREE THROWS LEAD BULLS TO VICTORY

Dominique Jones has hit double-digit free throws in all but one of USF's BIG EAST wins, as shown below. When Jones shoots less than five free throws in BIG EAST games, the Bulls are 0-5 with losses to St. John's (2-3), Marquette (3-4), Notre Dame (2-4), Cincinnati (4-4) and Louisville (1-4).

	FTM	FTA	Percent
vs. Rutgers	5	10	.500
at Providence	14	18	.778
vs. Seton Hall	10	11	.909
vs. Pittsburgh	14	17	.824
at Georgetown	12	17	.706
vs. Cincinnati	10	12	.833
vs. Providence	14	16	.875
Totals	79	101	.782

JONES HELD SCORELESS IN FIRST HALF AT VILLANOVA

Dominique Jones was 0-5 from the floor in the first half. All four of his points were from the free throw line. The last time he was held without a field goal in the first stanza was Dec. 22, 2008 against Oral Roberts in Puerto Rico. He was 0-1 in the first half from the field that night with no points. He ended that game scoreless as well.

FOUR PLAYERS IN DOUBLE DIGITS

USF currently has four players scoring in double digits, including Dominique Jones (21.4), Augustus Gilchrist (15.0), Jarrid Famous (10.9) and Chris Howard (10.5). The last time the season ended with four Bulls in double-figure scoring was in 1994-95. Those four scorers were Chucky Atkins (16.8), Jerome Robinson (14.5), Jesse Salters (14.3) and Donzel Rush (10.2).

BULLS SURPASS LEAGUE WIN TOTAL

USF has won seven BIG EAST games after starting the conference season 0-4, topping its all-time BIG EAST win total of four games, which was set last year. In USF's first four seasons in the league, the Bulls were 1-15 (2005-06), 3-13 (2006-07), 3-15 (2007-08), and 4-14 (2008-09).

JONES ON NAISMITH MID-SEASON FINALIST LIST

Dominique Jones was named a mid-season finalist for the Naismith Trophy by the Atlanta Tipoff Club. Jones is one of seven BIG EAST players selected. Below are Jones' stats are compared to the other 30 candidates, as of Feb. 25.

Player	G	Min	Pts	Ast	Reb	Stl
Dominique Jones	27	36.8	21.3	3.9	6.1	1.70
Cole Aldrich (KU)	28	26.8	11.5	1.0	10.2	0.71
Al-Farouq Aminu (WF)	25	31.6	16.8	1.4	11.0	1.52
James Anderson (OSU)	27	34.0	22.5	2.4	6.1	1.30
Luke Babbitt (Nev)	26	36.7	21.6	1.9	9.7	1.12
Trevor Booker (Clem)	27	30.1	15.3	2.4	8.3	1.44
Matt Bouldin (Gon)	26	36.0	16.5	4.1	4.6	1.50
De'Sean Butler (WVU)	27	35.6	17.2	3.2	6.1	0.89
Sherron Collins (KU)	28	32.6	15.1	4.4	2.0	1.80
DeMarcus Cousins (UK)	27	22.4	16.1	1.0	10.1	0.96
Devan Downey (SC)	26	33.6	22.7	3.5	3.2	2.89
Jerome Dyson (UConn)	28	34.1	18.6	4.5	4.7	1.39
Jimmer Fredette (BYU)	27	31.3	21.7	5.0	3.2	1.30
Luke Harangody (ND)	25	35.3	24.1	1.8	10.0	0.52
Gordon Hayward (BU)	27	31.7	18.2	1.5	8.1	1.74
Robbie Hummel (Pur)	27	30.3	15.7	2.1	6.9	1.07
Damion James (UT)	28	29.3	17.7	0.9	10.7	1.68
Wesley Johnson (SU)	28	34.2	15.8	2.4	8.7	1.75
Sylen Landesberg (VA)	26	32.0	17.4	2.8	5.0	0.81
Gani Lawal (GT)	27	26.2	13.9	0.4	9.3	0.52
Kalin Lucas (MSU)	27	31.1	15.4	4.1	1.9	1.07
Greg Monroe (GU)	26	34.1	15.7	3.7	9.6	1.35
Jacob Pullen (KSU)	27	30.9	18.8	3.8	2.5	1.67
Scottie Reynolds (VU)	27	29.6	19.0	3.3	2.7	1.59
Omar Samhan (St. M)	27	32.1	21.1	1.1	11.2	0.44
Jon Scheyer (Duke)	27	36.6	18.9	5.4	3.4	1.59
Evan Turner (OSU)	23	34.1	19.7	5.8	9.2	1.91
Jarvis Varnado (MSU)	28	30.9	13.3	0.9	10.9	0.64
Greivis Vasquez (MD)	27	33.0	18.7	6.4	4.7	1.48
John Wall (UK)	26	34.3	16.8	6.3	4.1	1.89

Dominique Jones

46 points

USF 109, PC 105 OT | Jan. 23, 2010

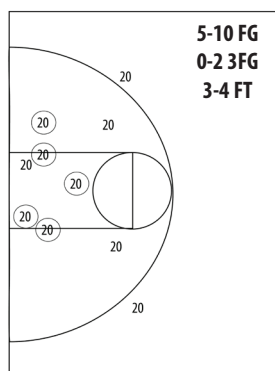


BREAKING DOWN 46 POINTS		
1st Half	Shot	Score
18:39	Missed jumper	
16:07	Missed 3-pointer	
14:56	Missed jumper	
12:36	Made jumper	20-18
08:31	Missed jumper	
08:19	Made layup	26-23
07:30	Missed 3-pointer	
05:49	Made free throw	31-25
05:49	Missed free throw	
04:37	Made jumper	34-31
04:08	Made free throw	34-32
04:08	Made free throw	34-33
03:22	Made layup	36-35
00:57	Made jumper	41-39
2nd Half	Shot	Score
17:15	Made layup	48-43
15:33	Made free throw	51-46
15:33	Made free throw	51-47
12:53	Missed free throw	
12:53	Made free throw	57-51
11:37	Made jumper	63-53
10:18	Made jumper	69-56
09:44	Made layup	71-58
08:49	Made layup	72-60
06:15	Made 3-pointer	78-69
05:04	Made free throw	78-72
05:04	Made free throw	78-73
03:18	Missed 3-pointer	
01:29	Made jumper	88-79
00:19	Made layup	93-90
00:11	Made jumper	95-92
OT	Shot	Score
04:33	Made 3-pointer	95-98
02:54	Missed layup	
02:03	Missed three-pointer	
01:02	Made free throw	99-103
01:02	Made free throw	99-104
00:31	Missed free throw	
00:31	Made free throw	103-106
00:07	Made free throw	103-107
00:07	Made free throw	103-108
00:02	Made free throw	105-109
00:02	Missed free throw	

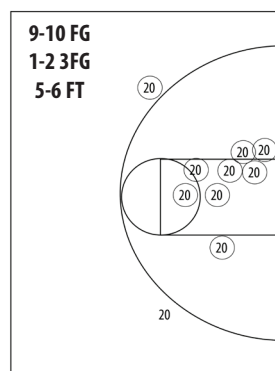
	FG-FGA	FT-FTA	3FG-A	TP	REB A	TO	BK	S	Min.	
Dominique Jones - Jan. 23, 2010	15-23	14-18	2-6	46	10	8	3	0	3	45
Eric Murdock (BIG EAST) - Jan. 23, 1991	16-31	9-12	7-12	48	7	4	4	1	6	40
Charlie Bradley (USF) - Dec. 10, 1982	15-27	12-13	----	42	8	0	4	0	0	37

"This guy right here just made play after play after play. What an incredible performance." -- USF Coach Stan Heath after the Providence game
 "It's great to have Dominique break my record, especially since it helped to win the game in the BIG EAST. That adds a little extra to it. He definitely had a great game; he nearly had a triple double on top of it. He's very deserving of the record." -- Charlie Bradley, former USF record holder for most points in a game (42)

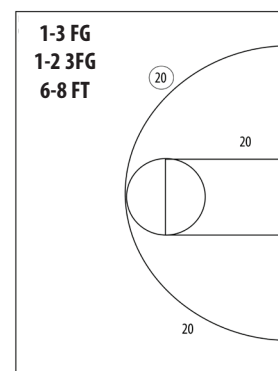
"One of the superb scoring shows of the college basketball season happened quietly on Saturday night. Dominique Jones of South Florida set a school record with 46 points in an overtime thriller, a 109-105 W at Providence! My friends, every point was crucial!" -- Dick Vitale



First Half Shot Chart



Second Half Shot Chart



Overtime Shot Chart

- Dominique Jones set the USF single game scoring record in a game, passing Charlie Bradley's 42 against Florida State on Dec. 10, 1982. It was also only the second time ever a player for USF has scored 40 or more points.
- With 46 points against Providence, junior guard Dominique Jones set his season and career high for points. His previous season high was 30 at Syracuse on Jan. 10, while his previous career high was 36 against Iona on Dec. 27, 2008.
- Jones also ended his night two points short of tying the BIG EAST single-game record. The BIG EAST record is held by Eric Murdock of Providence, who scored 48 points against Pitt exactly 19 year ago on Jan. 23, 1991. Murdock also owns the third-highest game by a BIG EAST player when he hit for 45 against Arizona.
- He also scored the third-most in a game this season in Division I behind Arkansas' Rotnei Clarke, who had 51 in a game against Alcorn State, and BYU's Jimmer Fredette, who had 49 against Arizona.
- Jones has scored 30 points or more in nine games with the Bulls, three times as a rookie, four games his sophomore season and now twice as a junior.
- Jones is averaging 28.5 points per game over his last six contests.
- Jones also scored 29 in his last meeting with Providence on Feb. 10, 2009.
- Jones scored 24 points in the second half for the second time this season after also knocking down 24 in the second half against Syracuse on Jan. 10.
- Jones was two assists shy of a triple double, as he also posted 10 rebounds along with his 46 points. The last player to hit for a triple double was McHugh Mattis, who had 22 points, 10 rebounds and 10 blocks on Dec. 7, 2006 at Winston Salem State.
- With 6:07 left in the game, Jones hit USF's first three pointer, drawing the score to 78-69.
- With 46 points, Jones moved into sixth on the all-time scoring list with 1,491 points, surpassing Tony Grier's 1,475. He now trails Chucky Atkins, who scored 1,619 from 1993-96.
- Jones knocked down 14-of-18 free throws, moving into second all-time in free throws made with 343. Only Bradley with 459 has made more than Jones.
- His 14 free throws made ranks as the third-best single-game mark and is his career high. John Kiser owns the all-time record with 17 made free throws. His 18 free throw attempts stands him in a tie for fourth all time.
- Jones also hit 15-of-23 from the floor, as he now sits at 503 career field goals, which moved him into eighth all time. Gary Alexander is up next with 507.
- His 15 field goals made put him in a tie for fourth for the most made in a game. Doug Aplin and B.B. Waldon share the record with 17. He also set a career high with his 15 field goals.
- Jones also played all 45 minutes in the game, the most he has played in a game after playing 44 against Notre Dame on March 8, 2008.
- With his third three-point attempt of the game, junior Dominique Jones moved into seventh on USF's all-time list in the category. Jones, who entered the game with 416 attempted threes, passed Melvin Buckley's 418 attempts, and now trails Derrick Sharp, who ended his career with 430.

LED (OR TIED) USF IN ...

Scoring: Jones 18(1), Gilchrist 5, Famous 2
Howard 1, Mercer 1(1)
Rebounding: Gilchrist 3(2), Famous 13(2)
Mercer 1(1), Jones 4(1), Fitzpatrick 3(2), Howard 1
Assists: Howard 12(3), Jones 12(3)
Leemow (1), Mercer 1(1)
Steals: Jones 7(5), Leemow 1(3), Mercer 5(4)
Fitzpatrick 2(1), Famous 2(1), Howard (3)
Gilchrist (1), Crater 5
Blocks: Gilchrist 3(2), Howard (5), Jones 2(7)
Fitzpatrick 5(7), Famous 3(5)
Leemow (1), Mercer (4), Rivas 1, Crater (1)

USF'S LARGEST IN 2009-10

Lead 31, vs. Hampton (12/2)
Deficit 27, at Villanova (2/24)
Margin of Victory 22, vs. Kent State (11/25)
Margin of Defeat 25, at Villanova (2/24)
Halftime Lead 21, vs. Kent State (11/25)
Halftime Deficit 12, at Syracuse (1/10)
Deficit in Win 15, at Providence (1/23)
Halftime Deficit in Win 10, vs. Providence (2/27)
Lead in Loss 11, vs. West Virginia (1/13)
Halftime Lead in Loss 6, vs. South Carolina (11/20)

THIS WEEK IN THE BIG EAST

Mar. 1	Georgetown at West Virginia ESPN	7:00
Mar. 2	Villanova at Cincinnati ESPN2	7:00
	St. John's at Syracuse	7:00
	USF at DePaul ESPNU	7:30
	Louisville at Marquette ESPNU	9:30
Mar. 3	Connecticut at Notre Dame ESPN	7:00
Mar. 4	Seton Hall at Rutgers ESPN/ESPN2	7:00
	Providence at Pittsburgh ESPN/ESPN2	9:00
Mar. 5	St. John's at DePaul	8:30
Mar. 6	Cincinnati at Georgetown E360	12:00
	West Virginia at Villanova CBS	12:00
	Syracuse at Louisville ESPN	2:00
	Notre Dame at Marquette	2:00
	Connecticut at USF	2:00
	Rutgers at Pittsburgh	4:30
	Seton Hall at Providence E360	7:00

LEEMOW LEAVES TEAM

Guard Justin Leemow has decided to leave the men's basketball team, according to head coach Stan Heath. "Justin has decided to leave the team due to family and personal reasons," said Heath. The sophomore from Brooklyn, N.Y., averaged 2.4 points, 1.25 assists, 1.1 steals and 1.3 rebounds in 12 games this season for the Bulls. In his two seasons at USF, he averaged 1.9 points, 1.2 assists, .72 steals and 1.3 rebounds in 43 games.

DUMARS TRANSFERS AT SEMESTER'S END

Freshman guard Jordan Dumars, son of NBA great Joe Dumars, left USF at the end of the fall semester, citing his desire to be closer to home, which is Detroit. In six games, Dumars played 27 total minutes, averaging 1.0 point per game. His only buckets came against Kent State, when he hit a pair of three-pointers.

WHAT THEY SAID ABOUT THE BULLS

TWITTER TALK

dickiev: Keep a keen eye on USF -a nice inside out duo in Jones & Gilchrist! They will have some special moments!

RealJayWilliams: At the Charleston Airport and USF just walked in. Stan Heath has Dominique Jones, Mr. Gilchrist and company looking very focused USF fans!

iTalkTech: Apple is sponsoring the USF basketball team with brand new Macbook Pros. Very investing...

ABOUT GILCHRIST

"He's legit. He's a definite pro prospect." - FAU Coach Mike Jarvis

ABOUT JONES

UCF coach Kirk Speraw calls USF junior Dominique Jones, who has averaged 30.5 points against UCF, "one of the best guards in the entire country."

"He's explosive," West Virginia coach Bob Huggins said. "He can score in a lot of ways."

"One of the superb scoring shows of the college basketball season happened quietly on Saturday night. Dominique Jones of South Florida set a school record with 46 points in an overtime thriller, a 109-105 W at Providence! My friends, every point was crucial! That was a good win for Stan Heath's club." - Dick Vitale

"Dominique Jones in his last 3 games has been as good as it gets 4 USF -46 vs Prov. -28 vs Seton Hall- 37 vs Pitt today n 3 W's 4 the Bulls!" - Dick Vitale (Jan. 31)

BULLS IN THE BIG EAST TOP 15

As of March 1, in BIG EAST games only, Dominique Jones is second in the league in scoring (23.6 ppg). In all games, he is second in scoring (21.4 ppg), tied for seventh in steals (1.64 spg), tied for 13th in assists (3.79 apg), tied for ninth in defensive rebounds (5.0 rpg) and second in minutes played (36.82 mpg).

In all games, senior Chris Howard is sixth in assist/turnover ratio (2.05), tied for 13th in assists (3.79 apg) and fifth in minutes per game with 35.50 minutes. Junior Jarrid Famous is ninth in total rebounds (7.6 rpg), sixth in offensive rebounds (2.93 rpg), 13th in defensive rebounds (4.63 rpg) and 10th in field goal percentage (53.8%).

HOWARD FIFTH ON USF ASSISTS LIST

Against Hampton, senior guard Chris Howard surpassed Brian Swift's 389 hand-outs to take sole possession of fifth on the USF career assists list. Howard, with 466 helpers, now trails No. 4 Tommy Tonelli, former USF assistant coach and director of operations, who had 480 assists from 1983-86.

BULLS EARN FOUR-STRAIGHT HOME CONFERENCE WINS

From Jan. 16-Feb. 16, USF collected four-straight home conference wins for the first time since the 2002-03 season. That year, the Bulls defeated five-straight league opponents at home from Jan. 14-Feb. 15.

JONES TOPS 500 POINTS IN THREE-STRAIGHT SEASONS

With seven points in the first half against Notre Dame, Dominique Jones became just the third Bull to score at least 500 points in three-straight seasons at USF. Charlie Bradley scored 901, 625 and 652 from 1982-85 and Altron Jackson had 565, 587 and 616 from 1999-2002. Jones ended the night with 10 points.

FAMOUS MISSES USF VS. UC GAME WITH KNEE INJURY

USF was without junior forward Jarrid Famous against Cincinnati on Feb. 16, as he missed the game with a sprained right knee. Famous was back to the court to face St. John's on Feb. 20.

USF / USF OPPONENT STATS

	Home (10-4)	Away&Neu (7-7)	Won (17)	Lost (11)	Conf. (7-9)
Pts/g	70.2/64.7	67.2/69.1	74.8/64.3	59.4/70.9	68.4/73.1
FG%	45.9/41.5	43.5/45.0	47.4/41.8	40.5/45.4	44.2/46.4
3FG%	32.7/34.8	25.2/31.5	33.6/33.6	22.1/32.4	23.9/34.4
FT%	71.0/60.8	65.8/65.4	68.8/59.8	67.5/68.1	68.6/63.2
Reb/g	35.4/34.4	35.1/34.4	36.3/33.3	33.6/36.1	34.5/35.3
TO/g	12.3/11.9	13.2/12.2	12.1/13.2	13.7/10.4	12.3/10.9

	1	2	3	4	5	6	7	8	9	10+
Margin of Victory		1		2		2	1	3	3	5
Margin of Defeat	1		3					1		6

RESULT BREAKDOWN

Record	Overall	BE
Home:	10-4	5-3
Away:	3-6	2-6
Neutral:	4-1	0-0
TOTALS	17-11	7-9

RECORD BY MONTH

	Overall	BE
November:	6-1	
December:	4-2	0-1
January:	4-4	4-4
February:	3-4	3-4
March:		
TOTALS	17-11	7-9

RECORD BY STARTING LINEUP

Howard, Jones, Mercer, Gilchrist, Famous	6-2
Howard, Leemow, Jones, Gilchrist, Famous	1-0
Howard, Leemow, Jones, Mercer, Famous	0-1
Howard, Jones, Mercer, Fitzpatrick, Famous	8-6
Howard, Crater, Jones, Fitzpatrick, Famous	0-1
Howard, Jones, Mercer, Gilchrist, Rivas	1-0
Howard, Jones, Mercer, Fitzpatrick, Rivas	1-1

USF'S RECORD WHEN

Leading at halftime:	11-2
Trailing at halftime:	6-7
Tied at halftime:	0-2
Overtime:	2-0
USF shoots 50% or better from field:	5-1
USF shoots 40-49% from field:	9-5
USF shoots under 40% from field:	3-5
Opp. shoots 50% or better from field:	2-3
Opp. shoots 40-49% from field:	7-6
Opp. shoots under 40% from field:	8-2
USF outrebounds opponent:	12-3
Opp. outrebounds USF:	4-8
Tied in rebounds:	1-0
USF records 10 or more steals:	4-0
USF records 15 or more assists:	4-1
USF commits less than 15 turnovers:	12-6
USF commits 15 or more turnovers:	5-5
USF commits less turnovers than opp.:	9-3
USF commits more turnovers than opp.:	5-7
Tied in turnovers:	3-1
USF shoots 70% or better from the line:	9-7
USF shoots under 70% from the line:	8-4
USF scores 59 points or less:	0-6
USF scores between 60-69 points:	7-3
USF scores between 70-79 points:	8-2
USF scores between 80-89 points:	
USF scores between 90-99 points:	1-0
USF scores 100 or more points:	1-0
Two or less Bulls score in double figures:	3-5
Three Bulls score in double figures:	8-4
Four or more Bulls in double figures:	6-2
Playing on Saturday:	4-2
Playing on Sunday:	3-3
Playing on Monday:	1-0
Playing on Tuesday:	1-1
Playing on Wednesday:	4-4
Playing on Thursday:	2-0
Playing on Friday:	2-1
Playing during the afternoon:	4-4
Playing in the evening (5 p.m. or later):	13-7
On television:	8-9
In-season tournament games:	4-1
Postseason tournament games:	
Games decided by three points or less:	1-4
Games decided by four to 10 points:	11-1
Games decided by 11-20 points:	4-4
Games decided by more than 20 points:	1-2

BULLS AVENGE JANUARY LOSS TO BEARCATS

The Bulls avenged their Jan. 20 78-70 loss to Cincinnati by beating their BIG EAST foe 65-57 at home on Feb. 16 to move into a tie with Cincinnati and Notre Dame at 6-7 in BIG EAST play. Prior to this season, USF had never won more than four games in the BIG EAST.

BULLS RECEIVE VOTES IN AP POLL

After winning four-straight league games, including two over nationally ranked teams, the University of South Florida Bulls have received two votes in the Feb. 8 AP Top 25 Poll. The two votes rank USF unofficially as the 44th best team in the country. The Bulls have never been listed in the AP Top 25, an honor that is within reach if USF continues to win BIG EAST games, as the league has five teams in the Top 25 and one other receiving votes. Sports Illustrated's Seth Davis had USF ranked 24th on his ballot, accounting for two points. USF's best-ever showing in the poll came in December 1991 when the Bulls received 58 points, good enough for No. 29 in the nation that week.

BULLS CONTROL OFFENSIVE REBOUNDS AT MARQUETTE

USF held a sizeable advantage in rebounds, 42-30, including a 14-4 advantage in offensive rebounds at Marquette on Feb. 13. The 12-rebound differential was the largest of the season for the Bulls.

BULLS KNOCK OFF TOP 10 TEAM IN SECOND-STRAIGHT YEAR

The Bulls have defeated a nationally-ranked team in back-to-back seasons after being 2-17 against ranked teams in the first three years in the BIG EAST. Since joining the league, USF has defeated No. 20 Georgetown (3/4/06), No. 21 Notre Dame (2/3/07), No. 8 Marquette (2/6/09), No. 17 Pittsburgh (1/31/10) and No. 7 Georgetown (2/3/10). USF is now 5-20 against ranked teams since 2005. At USF, Coach Stan Heath is now 3-13 against ranked teams.

JONES EARNS SIXTH BIG EAST WEEKLY AWARD

Dominique Jones averaged 19.5 points, 6.5 rebounds, 6.0 assists and 1.5 steals in two games to earn his third BIG EAST Weekly

CAREER DOUBLE-DOUBLES

Jarrid Famous

Feb. 13, 2010	Marquette	12 p, 10 r
Jan. 28, 2010	Seton Hall	15 p, 14 r
Jan. 16, 2010	Rutgers	13 p, 12 r
Dec. 30, 2009	at Louisville	12 p, 10 r
Dec. 19, 2009	vs. USFCA	11 p, 10 r
Dec. 16, 2009	UCF	11 p, 10 r
Dec. 2, 2009	Hampton	16 p, 10 r

Toarlyn Fitzpatrick

Dec. 30, 2009	at Louisville	11 p, 11 r
---------------	---------------	------------

Augustus Gilchrist

Jan. 20, 2009	DePaul	16 p, 11 r
---------------	--------	------------

Chris Howard

Jan. 20, 2010	Cincinnati	16 p, 10 r
March 1, 2009	West Virginia	10 p, 11 a
Jan. 10, 2009	at DePaul	12 p, 10 a
Nov. 17, 2007	vs. FAU	18 p, 11 a

Dominique Jones

Jan. 23, 2010	at Providence	46 p, 10 r
Nov. 27, 2009	vs. FAU	11 p, 10 a
Nov. 19, 2009	vs. Davidson	17 p, 10 r
Jan. 20, 2009	DePaul	26 p, 10 r
Dec. 5, 2007	at Richmond	30 p, 14 r

Mike Mercer

Jan. 5, 2009	vs. Notre Dame	10 p, 10 r
--------------	----------------	------------

Alex Rivas

Feb. 25, 2009	at Seton Hall	18 p, 11 r
---------------	---------------	------------

Honor Roll award on Feb. 8. Jones has also been the BIG EAST Player of the Week three times this season, including back-to-back honors on Jan. 25 and Feb. 1. Jones was also previously named to the Honor Roll Nov. 23 and Jan. 11.

FAMOUS RACKS UP SEVENTH DOUBLE-DOUBLE

Jarrid Famous picked up his seventh double-double of the season with 12 points and 10 rebounds against the Golden Eagles (Feb. 13). Four of his double-doubles have come in BIG EAST play.

JONES AVERAGES 35 POINTS IN FOUR GAMES

In four games from Jan. 23-Feb. 3, Dominique Jones averaged 35.0 points and 7.5 rebounds while shooting 55.3 percent. **For more clips about Jones, check page 5 of the notes.**

DURING THE FOUR-GAME STREAK

Check out the stat comparison between USF's four-game winning streak and the first six BIG EAST games.

	First six	Next Four	Jones (6)	Jones (4)
Scoring	63.8	81.8	21.7	35.0
FG%	42.7 (138-323)	47.0 (109-232)	46.2 (42-91)	55.3 (42-76)
FT%	65.2 (90-138)	70.4 (95-135)	72.5 (37-51)	79.4 (50-63)
Turnovers	14.7	8.0		

USF COLLECTS FOUR-STRAIGHT CONFERENCE WINS

With victories over Providence (109-105 ot), Seton Hall (76-74 ot), No. 17 Pittsburgh (70-61) and No. 7/8 Georgetown (72-64), USF has earned four straight conference wins for the first time since 1992, when the Bulls won six-straight in league play from Feb. 13 - March 4. This season, with three-straight league wins from Jan. 23-31, was the first time since 2003 to accomplish the feat. Those victories were Feb. 1 vs. Charlotte (67-64), Feb. 4 at TCU (71-67) and Feb. 8 vs. Saint Louis (71-64), in Conference USA action. The Jan. 28 victory over Seton Hall was the first time in program history that the Bulls won back-to-back BIG EAST contests. USF defeated Providence 109-105 in overtime and Seton Hall in overtime on Jan. 23.

JONES EXPLODES IN BIG EAST PLAY

After scoring just five points in 24 minutes in the Bulls' first BIG EAST game of the year against Louisville, junior guard Dominique Jones exploded onto the scene in nine straight games, averaging 29.4 points, 7.1 rebounds, 3.8 assists and 1.4 steals in 39.2 minutes. He recorded three-straight games of

ESPN/ USA TODAY

AP POLL

- | | |
|-------------------------|-------------------------|
| 1. Syracuse (59) 27-2 | 1. Syracuse (23) 27-2 |
| 2. Kansas (6) 27-2 | 2. Kansas (7) 27-2 |
| 3. Kentucky 27-2 | 3. Kentucky 27-2 |
| 4. Duke 25-4 | 4. Duke (1) 25-4 |
| 5. Kansas State 24-4 | 5. Kansas State 24-4 |
| 6. Ohio State 23-7 | 6. Purdue 24-4 |
| 7. Purdue 24-4 | 7. Ohio State 23-7 |
| 8. New Mexico 27-3 | 8. West Virginia 22-6 |
| 9. Villanova 23-5 | 9. Villanova 23-5 |
| 10. West Virginia 22-6 | 10. New Mexico 27-3 |
| 11. Michigan State 22-7 | 11. Butler 26-4 |
| 12. Butler 26-4 | 12. Michigan State 22-7 |
| 13. Vanderbilt 22-6 | 13. Tennessee 21-7 |
| 14. Brigham Young 26-4 | 14. Gonzaga 24-5 |
| 15. Wisconsin 21-7 | 15. Brigham Young 26-4 |
| 16. Tennessee 21-7 | 16. Temple 24-5 |
| 17. Pittsburgh 22-7 | 17. Wisconsin 21-7 |
| 18. Gonzaga 24-5 | 18. Pittsburgh 22-7 |
| 19. Georgetown 19-8 | 19. Vanderbilt 22-6 |
| 20. Temple 24-5 | 20. Georgetown 19-8 |
| 21. Baylor 22-6 | 21. UTEP 22-5 |
| 22. Maryland 21-7 | 22. Baylor 22-6 |
| 23. Texas A&M 20-8 | 23. Maryland 21-7 |
| 24. UTEP 22-5 | 24. Texas A&M 20-8 |
| 25. Xavier 21-7 | 25. Texas 22-7 |

Others Receiving Votes

Texas 94, Richmond 44, Northern Iowa 32, Oklahoma State 24, Marquette 21, Missouri 13, Illinois 10, Utah State 9, Virginia Tech 8, Mississippi State 7, UAB 6, Cornell 5, Louisville 4, Notre Dame 1, Old Dominion 1.

Others Receiving Votes

Northern Iowa 40, Xavier 28, Utah State 24, Cornell 15, Clemson 10, Virginia Tech 9, Richmond 8, Saint Mary's 6, UNLV 6, Oklahoma State 6, California 2, Marquette 2, Murray State 1.

NON-CONF. OPPONENTS

Team	Opp.	Non-Conf. Record	USF W/L
at SMU			W, 67-61
Virginia			W, 66-49
vs. Davidson			W, 65-58
vs. (rv) South Carolina			L, 69-66
vs. UNC-Wilmington			W, 74-66
Kent State			W, 76-54
FAU			W, 78-58
Hampton			W, 74-55
Central Michigan			L, 59-56
UCF			W, 69-65
vs. San Francisco			W, 69-49
vs. San Diego			W, 69-60

BIG EAST PRESEASON POLL

	USF vs. Team (date)
1. Villanova (10)	L, 74-49 (Feb. 24)
2. West Virginia (5)	L, 69-60 (Jan. 13)
3. Connecticut (1)	
4. Louisville	L, 73-52 (Dec. 30)
5. Georgetown	W, 72-64 (Feb. 3)
6. Syracuse	L, 82-65 (Jan. 10)
7. Cincinnati	L, 78-70 (Jan. 20)
Cincinnati	W, 65-57 (Feb. 16)
8. Notre Dame	L, 74-73 (Jan. 5)
Notre Dame	L, 65-62 (Feb. 7)
9. Pittsburgh	W, 70-61 (Jan. 31)
10. Seton Hall	W, 76-74 OT (Jan. 28)
11. St. John's	L, 74-58 (Feb. 20)
12. Marquette	L, 63-52 (Feb. 13)
13. Providence	W, 109-105 OT (Jan. 23)
Providence	W, 99-93 (Feb. 27)
14. USF	
15. Rutgers	W, 73-64 (Jan. 16)
16. DePaul	

STARTERS

	Guard	Guard	Guard	Forward	Forward
SMU	Howard	Mercer	Jones	Gilchrist	Famous
UVA	Howard	Mercer	Jones	Gilchrist	Famous
DAV	Howard	Mercer	Jones	Gilchrist	Famous
USC	Howard	Mercer	Jones	Gilchrist	Famous
UNCW	Howard	Leemow	Jones	Gilchrist	Famous
KSU	Howard	Mercer	Jones	Gilchrist	Famous
FAU	Howard	Mercer	Jones	Gilchrist	Famous
Hamp	Howard	Mercer	Jones	Gilchrist	Famous
CMU	Howard	Leemow	Jones	Mercer (G)	Famous
UCF	Howard	Mercer	Jones	Fitzpatrick	Famous
USF	Howard	Mercer	Jones	Fitzpatrick	Famous
USD	Howard	Mercer	Jones	Fitzpatrick	Famous
UofL	Howard	Mercer	Jones	Fitzpatrick	Famous
ND	Howard	Mercer	Jones	Fitzpatrick	Famous
SYR	Howard	Mercer	Jones	Fitzpatrick	Famous
WVU	Howard	Mercer	Jones	Fitzpatrick	Famous
RUT	Howard	Mercer	Jones	Fitzpatrick	Famous
CIN	Howard	Mercer	Jones	Fitzpatrick	Famous
PC	Howard	Mercer	Jones	Fitzpatrick	Famous
SHU	Howard	Mercer	Jones	Fitzpatrick	Famous
PITT	Howard	Mercer	Jones	Fitzpatrick	Famous
GU	Howard	Mercer	Jones	Fitzpatrick	Famous
ND	Howard	Crater	Jones	Fitzpatrick	Famous
MU	Howard	Mercer	Jones	Fitzpatrick	Famous
CIN	Howard	Mercer	Jones	Gilchrist	Rivas
STJ	Howard	Mercer	Jones	Gilchrist	Famous
VU	Howard	Mercer	Jones	Fitzpatrick	Rivas
PC	Howard	Mercer	Jones	Fitzpatrick	Rivas
DeP					
UConn					

CAREER RECORD WATCH

FREE THROWS MADE

1.	Charlie Bradley	1982-85	459
2.	Dominique Jones 2007-p	416	
3.	Altron Jackson	1999-02	335
4.	Terrence Leather	2001-05	326
5.	Chucky Atkins	1993-96	323
6.	Tony Grier	1980-82	309
7.	B.B. Waldon	1999-02	296
8.	Radenko Dobras	1989-92	290
9.	Jesse Salters	1993-95	287
10.	Hakim Shahid	1987-90	268

FREE THROWS ATT.

1.	Charlie Bradley	1982-85	606
2.	B.B. Waldon	1999-02	586
3.	Dominique Jones 2007-p	560	
4.	Altron Jackson	1999-02	498
5.	Terrence Leather	2001-05	488
6.	Chucky Atkins	1993-96	438
7.	Donzel Rush	1993-96	432
8.	Hakim Shahid	1987-90	428
9.	Gary Alexander	1989, 91-92	418
	Jesse Salters	1993-95	418

3-POINTERS ATT.

1.	Chucky Atkins	1993-96	674
2.	Reggie Kohn	2000-03	659
3.	Radenko Dobras	1989-92	617
4.	Cedric Smith	1998-01	540
5.	Dominique Jones 2007-p	471	
6.	Brian Swift	2002-05	445
7.	Derrick Sharp	1992-93	430
8.	Melvin Buckley	2005-07	418
9.	Altron Jackson	1999-02	389
10.	Brian Lamb	1995-98	326

SCORING

1.	Charlie Bradley	1982-85	2,319
2.	Altron Jackson	1999-02	2,017
3.	Radenko Dobras	1989-92	1,935
4.	B.B. Waldon	1999-02	1,869
5.	Dominique Jones 2007-p	1,692	
6.	Chucky Atkins	1993-96	1,619
7.	Tony Grier	1980-82	1,475
8.	Gary Alexander	1989, 91-92	1,272
9.	Hakim Shahid	1987-90	1,252
10.	Terrence Leather	2001-05	1,195

FIELD GOALS MADE

1.	Charlie Bradley	1982-85	892
2.	Altron Jackson	1999-02	776
3.	B.B. Waldon	1999-02	741
4.	Radenko Dobras	1989-92	714
5.	Tony Grier	1980-82	583
6.	Dominique Jones 2007-p	560	
7.	Chucky Atkins	1993-96	526
8.	Gary Alexander	1989, 91-92	507
9.	Hakim Shahid	1987-90	492
10.	Willie Redden	1979-82	463

FIELD GOALS ATT.

1.	Charlie Bradley	1982-85	1,966
2.	Altron Jackson	1999-02	1,644
3.	Radenko Dobras	1989-92	1,639
4.	B.B. Waldon	1999-02	1,414
5.	Chucky Atkins	1993-96	1,284
6.	Dominique Jones 2007-p	1,260	
7.	Tony Grier	1980-82	1,214
8.	Cedric Smith	1998-01	1,040
9.	Gary Alexander	1989, 91-92	956
10.	Arthur Jones	1972-74	912

at least 26 points before hitting Providence for 46 on Jan. 23 and No. 17 Pittsburgh for 37 on Jan. 31. In these nine games, he shot 50.9 percent overall and 78.2 at the line.

SCORING FROM LONG RANGE

USF has hit at least one three pointer in every game since the Bulls were held without a long ball on March 3, 2004 against UAB.

BEST AND WORST SHOOTING AT GEORGETOWN

After shooting the worst first half percentage of the season at Georgetown, 35.7 percent (10-28), the Bulls turned it around in the second half, hitting 65.2 percent (15-23) of their shots to tally the best second-half shooting percentage this season.

JONES HANGS 37 ON PITT

Dominique Jones, who had averaged 37 points in overtime victories against Providence and Seton Hall, equaled the most prolific scoring game by a BIG EAST player against Pitt in the past 19 years. Providence's Eric Murdock, who scored a Big East-record 48 points Jan. 23, 1991 -- a mark Jones flirted with in his 46-pointer against Providence -- is the last player to score more than Jones' 37 against Pittsburgh. Notre Dame's Chris Quinn had exactly 37 against PITT in 2006.

FITZPATRICK PULLS DOWN 10 REBOUNDS VS. PITT

With 10 boards against Pitt, freshman Toarlyn Fitzpatrick grabbed double-digit rebounds for the second time in his career. His season high is 11 at Louisville on Dec. 30, his first double-double of the year.

USF WINS BACK TO BACK OVERTIME GAMES

USF won back-to-back overtime games in six days (Jan. 23-28) after not winning two overtime games in the same season since 1999. Prior to 2010, USF had never won back-to-back overtime games. Prior to winning these games, USF was 1-9 in its past 10 overtime games. On Jan. 23 and Jan. 28, USF played in back-to-back overtime games for the first time since the 2000 season.

STARTERS IMPROVE SHOOTING AVERAGES AT PC

All five starters outscored their season average against Providence as Dominique Jones led the attack with 46 points, increasing his pregame average of 19.6 ppg. Mike Mercer (8.3 ppg) tied his career high of 19 and Jarrid Famous (11.2) set a career high with 17 at Providence. Both Toarlyn Fitzpatrick (4.9 ppg) and Chris Howard (9.4) added 12 points.

BULLS BATTLE BACK FROM DEFICITS AT PC

USF trailed by as many as 15 points in the 109-105 OT victory at Providence (Jan. 23). Most notably, though, USF was down by nine points with 40 seconds remaining and by five points with just 12 ticks left in regulation.

USF AND PC COMBINE FOR 214 POINTS

The combined 214 points between USF (109) and Providence (105) mark the second-highest combined total points scored in a USF game and third-highest in a BIG EAST game. The most points scored ever between USF and another team was 225, in the 117-108 win against TCU. In league action, Notre Dame and Georgetown combined for 227 in 2002 and Pitt and Providence combined for 219 in 1990.

BULLS TOP CENTURY MARK IN WIN OVER PROVIDENCE

USF scored a season high 109 points against Providence (1/23). The Bulls' previous high was 78 against FAU on Nov. 27, 2009. The last time USF scored 100 in the regular season was Nov. 17, 2007, when USF knocked down 100 against FAU.

USF CAREER GAMES & STARTS

	Career Games	Career Starts	Consecutive Games	Consecutive Starts
Burwell	17	0	0	0
Crater	14	1	14	0
Famous	27	25	3	0
Fitzpatrick	28	17	28	2
Gilchrist	38	22	5	0
Howard	104	100	104	46
Jones	90	89	90	51
Kardok	27	0	0	0
Mercer	32	28	31	5
Noriega	18	0	0	0
Rivas	43	17	13	2

RECORD WATCH

CAREER 3-POINT FG MADE

1.	Reggie Kohn	2000-03	252
2.	Chucky Atkins	1993-96	244
3.	Radenko Dobras	1989-92	217
4.	Cedric Smith	1998-01	183
5.	Derrick Sharp	1992-93	166
6.	Brian Swift	2002-05	164
7.	Dominique Jones 2007-p	156	
8.	Melvin Buckley	2005-07	150
9.	Altron Jackson	1999-02	133
10.	James Holmes	2003-05	107

CAREER STEALS

1.	Cedric Smith	1998-01	231
2.	B.B. Waldon	1999-02	215
3.	Reggie Kohn	2000-03	193
4.	Altron Jackson	1999-02	181
5.	Brian Lamb	1995-98	158
6.	Radenko Dobras	1989-92	152
7.	Fred Lewis	1990-92	139
8.	Tommy Tonelli	1983-86	138
9.	Dominique Jones 2007-p	134	
10.	Tony Armstrong	1988-91	125
--	Chris Howard	2006-p	98

CAREER ASSISTS

1.	Reggie Kohn	2000-03	632
2.	Radenko Dobras	1989-92	534
3.	Chucky Atkins	1993-96	519
4.	Tommy Tonelli	1983-86	480
5.	Chris Howard 2006-p	466	
6.	Brian Swift	2002-05	389
7.	Cedric Smith	1998-01	384
8.	Arthur Caldwell	1985-87	368
9.	Penny Greene	1975-77, 79	364
10.	Brian Lamb	1995-98	314
	Dominique Jones 2007-p	314	

SINGLE SEASON POINT TOTALS

1.	Charlie Bradley	1982-83	901
2.	Charlie Bradley	1984-95	652
3.	Charlie Bradley	1983-84	625
4.	Altron Jackson	2001-02	616
5.	Dominique Jones 2009-10	600	
6.	Altron Jackson	2000-01	587
7.	Altron Jackson	1999-2000	565
8.	Dominique Jones 2008-09	561	
9.	Tony Grier	1980-81	558
10.	Chucky Atkins	1995-96	541

SINGLE SEASON FREE THROWS MADE

1.	Charlie Bradley	1982-83	189
2.	Dominique Jones 2009-10	172	
3.	Charlie Bradley	1984-85	160
4.	Terrence Leather	2004-05	159
5.	Solomon Bozeman	2006-07	130
6.	John Kiser	1971-72	129
7.	Dominique Jones	2007-08	123
8.	James Harper	1996-97	122
	Altron Jackson	2001-02	122
10.	Dominique Jones	2008-09	121

BULLS INK DORITY & AUSTIN

The University of South Florida men's basketball coach Stan Heath announced the signing of **point guard LaVonte Dority** and **center Waverly Austin** to NCAA Letters of Intent during the November signing period.

Dority is a 6-0, 180-pound point guard from Chicago's Edwin G. Foreman High, where he averaged 20 points, six assists and 4.8 rebounds last season. One of four Division I signees on his high school team, Dority led the Hornets to a 19-7 record in the Chicago Public League. Dority's strengths include creating scoring opportunities and attacking the basket. He is rated by ESPN as one of the top 50 point guards in the country.

Austin, at 6-10, 250-pounds, is ranked by ESPN as the 54th-best center in the country. Hailing from Fredericksburg, Va., Austin currently plays for Heat Basketball Academy in Martinsville, Va. Last season he helped God's Academy, a prep school in North Texas, to a 35-9 record in 2009, averaging 16.2 points, 7.9 rebounds and 3.4 blocks. He has also attended Courtland High School in Virginia and Yulee High School in Jacksonville, where his mother lives, and played AAU ball for the Delaware Takeover.

Austin runs the floor well and does a good job of crashing the boards on both ends while having a nice mid-range game. Defensively he has the ability to alter or block a lot of shots with his jumping ability.

USF CLIPS

USF ATHLETIC FACILITIES UPGRADES

A \$30-million package of facility upgrades for USF's athletic district got its final approval on Dec. 11 as the state's Board of Governors approved a financing plan for a fixed-rate debt of \$23.5-million. Included in construction that is expected to begin in the first quarter of 2010 are facilities for football, baseball, softball and basketball (Pam and Les Muma Basketball Center). The USF Soccer Stadium, also part of the Athletic District Master Plan, is being evaluated for possible inclusion in this phase.

PAM AND LES MUMA BASKETBALL CENTER

The Pam and Les Muma Basketball Center is part of the USF facility upgrade which will include men's and women's basketball practice gymnasium and team support facilities including locker rooms, offices, meeting rooms, athletic training, strength training and equipment management facilities. The center will allow internal access to the event level of the existing Dome. The footprint for the Muma Center is currently located on the south side of the Sun Dome. The basketball teams will continue to compete in the Sun Dome and practice in the Sun Dome and Corral while construction occurs on the Muma facility, however the baseball and softball programs will have to relocate for the duration of the 2009 competition calendar.

MAC BOOKS TO ALL USF STUDENT-ATHLETES

On Dec. 19, 2009, the University of South Florida announced a unique educational program providing all of its student athletes with access to a MacBook Pro 13-inch notebook computer every semester. The MacBook Pro notebooks provided to all student-athletes will give them the opportunity to work on course assignments and view academic materials at any time and in any location. As part of the program, USF will be adding new lectures to iTunes U, an area of the iTunes Store dedicated to educational material. With the MacBook Pro and a wireless internet connection, USF athletes will be able to access the lectures and other learning materials no matter where they are.

USF VS. THE CONFERENCES

The following records indicate how the Bulls have fared this season against non-conference foes

MEAC (Hampton)	1-0
MAC (Kent State, Central Michigan)	1-1
C-USA (SMU, UCF)	2-0
ACC (Virginia)	1-0
So-Con (Davidson)	1-0
CAA (UNC Wilmington)	1-0
Sun Belt (FAU)	1-0
SEC (South Carolina)	0-1
West Coast (San Francisco, San Diego)	2-0

TOP TWO THIS SEASON

MOST POINTS IN FIRST HALF ONLY

- 19, Dominique Jones, vs. West Virginia - Jan. 13, 2010
- 19, Dominique Jones, vs. USFCA - Dec. 19, 2009

MOST POINTS IN SECOND HALF ONLY

- 24, Dominique Jones, vs. Pitt - Jan. 31, 2010
- 24, Dominique Jones, at Providence - Jan. 23, 2010
- 24, Dominique Jones, at Syracuse - Jan. 10, 2010

MOST TOTAL POINTS IN A GAME

- 46, Dominique Jones, at Providence - Jan. 23, 2010
- 37, Dominique Jones, vs. Pitt - Jan. 31, 2010

MOST REBOUNDS IN FIRST HALF ONLY

- 9, Jarrid Famous, vs. UCF - Dec. 16, 2009
- 8, Mike Mercer, vs. Notre Dame - Jan. 5, 2010
- 8, Jarrid Famous, vs. USFCA - Dec. 19, 2009

MOST REBOUNDS IN SECOND HALF ONLY

- 9, Jarrid Famous, vs. Seton Hall - Jan. 28, 2010
- 8, Jarrid Famous, vs. Rutgers - Jan. 16, 2010

MOST TOTAL REBOUNDS IN A GAME

- 14, Jarrid Famous, vs. Seton Hall - Jan. 28, 2010
- 12, Jarrid Famous, at Syracuse - Jan. 10, 2010
- 12, Jarrid Famous, vs. Rutgers - Jan. 16, 2010

BEST FG SHOOTING PERCENTAGE IN FIRST HALF

- 58.6 (17-29), vs. Providence - Feb. 27, 2010
- 57.1 (12-21), vs. West Virginia - Jan. 13, 2010

WORST FG SHOOTING PERCENTAGE IN FIRST HALF

- 35.7 (10-28), at Georgetown - Feb. 3, 2010
- 36.7 (11-30), vs. Davidson - Nov. 19, 2009

BEST FG SHOOTING PERCENTAGE IN SECOND HALF

- 65.2 (15-23), at Georgetown - Feb. 3, 2010
- 65.0 (13-20), at SMU - Nov. 13, 2009

WORST FG SHOOTING PERCENTAGE IN SECOND HALF

- 16.1 (5-31), vs. West Virginia - Jan. 13, 2010
- 25.0 (6-24), vs. USFCA - Dec. 19, 2009

BEST 3FG SHOOTING PERCENTAGE IN FIRST HALF

- 50.0 (3-6), vs. Pitt - Jan. 31, 2010
- 50.0 (2-4), vs. Central Michigan - Dec. 13, 2009
- 50.0 (6-12), vs. FAU - Nov. 27, 2009

WORST 3FG SHOOTING PERCENTAGE IN FIRST HALF

- 0.0 (0-5), at Providence - Jan. 23, 2010
- 0.0 (0-6), at Cincinnati - Jan. 20, 2010
- 0.0 (0-3), vs. UNC Wilmington - Nov. 22, 2009

BEST 3FG SHOOTING PERCENTAGE IN SECOND HALF

- 60.0 (3-5), vs. Virginia - Nov. 16, 2009
- 50.0 (2-4), vs. Cincinnati - Feb. 16, 2010
- 50.0 (1-2), vs. Pitt - Jan. 31, 2010
- 50.0 (3-6), at Providence - Jan. 23, 2010
- 50.0 (4-8), vs. South Carolina - Nov. 20, 2009
- 50.0 (4-8), at SMU - Nov. 13, 2009

WORST 3FG SHOOTING PERCENTAGE IN SECOND HALF

- 0.0 (0-11), at Marquette - Feb. 13, 2010
- 0.0 (0-14), vs. West Virginia - Jan. 13, 2010
- 0.0 (0-3), at Louisville - Dec. 30, 2009

BEST FT SHOOTING PERCENTAGE IN FIRST HALF

- 91.7 (11-12), vs. Providence - Feb. 27, 2010
- 85.7 (6-7), at Cincinnati - Jan. 20, 2010

WORST FT SHOOTING PERCENTAGE IN FIRST HALF

- 28.6 (2-7), vs. Hampton - Dec. 2, 2009
- 33.3 (1-3), vs. St. John's - Feb. 20, 2010
- 33.3 (4-12), at Louisville - Dec. 30, 2009

BEST FT SHOOTING PERCENTAGE IN SECOND HALF

- 84.6 (11-13), at Syracuse - Jan. 10, 2010
- 83.3 (10-12), vs. West Virginia - Jan. 13, 2010
- 83.3 (10-12), vs. Notre Dame - Jan. 5, 2010

WORST FT SHOOTING PERCENTAGE IN SECOND HALF

- 44.0 (11-25), vs. Rutgers - Jan. 16, 2010
- 44.9 (4-9), at Notre Dame - Feb. 7, 2010

ANALYSIS STATS

Opponent	T/O	2ndCh	Paint	FastB	Bench	Ties	Leads	W/L	Score	Leads overcome
SMU	15	14	20	4	0	2	6	W	67-61	trailed by 6 1st-18:38
Virginia	10	11	30	6	9	2	2	W	66-49	trailed by 6 1st-14:05
Davidson	12	8	22	6	8	2	1	W	65-58	trailed by 3 1st-17:02
South Carolina	9	13	20	4	7	1	1	L	66-69	lost 10 1st-12:30
UNC Wilmington	28	12	34	12	7	0	2	W	74-66	trailed by 7 1st-15:09
Kent State	15	8	30	2	23	0	0	W	76-54	
FAU	12	11	24	4	10	0	1	W	78-58	trailed by 1 1st-18:55
Hampton	21	16	36	6	18	0	0	W	74-55	
Central Michigan	18	7	26	8	5	4	4	L	56-59	lost 5 1st-02:56
UCF	21	11	26	6	3	0	0	W	69-65	
USFCA	17	13	18	0	14	0	1	W	69-49	trailed by 1 1st-18:56
USD	15	11	34	10	0	1	4	W	69-60	trailed by 8 2nd-15:55
LOUISVILLE	17	17	34	8	7	2	1	L	52-73	lost 1 1st-15:57
Notre Dame	11	14	34	4	2	8	6	L	73-74	lost 5 1st-15:43
Syracuse	9	16	34	6	4	0	1	L	65-82	lost 3 1st-19:02
West Virginia	9	11	26	10	2	0	1	L	50-69	lost 11 1st-07:52
Rutgers	18	11	42	10	10	0	0	W	73-64	
Cincinnati	14	12	42	14	4	3	3	L	70-78	lost 1 1st-13:27
Providence	20	19	66	14	3	2	5	W	109-105	trailed by 15 2nd-10:44
Seton Hall	6	10	30	6	8	4	5	W	76-74	trailed by 6 1st-15:48
Pittsburgh	11	13	22	2	0	0	0	W	70-61	never trailed
Georgetown	15	9	42	8	10	2	3	W	72-64	trailed by 13 1st-2:00
Notre Dame	9	11	36	6	6	5	5	L	62-65	lost 6 2nd-10:36
Marquette	7	12	32	6	7	2	2	L	52-63	lost 7 1st-15:00
Cincinnati	16	11	18	6	13	1	4	W	65-57	trailed by 2 1st-19:44
St. John's	10	9	34	8	5	3	3	L	58-74	lost 2 1st - 12:22
Villanova	10	8	18	4	17	0	0	L	49-74	
Providence	10	23	54	10	33	2	6	W	99-93	trailed by 10 1st-13:09
Totals	262	211	548	112	169	18	40			
Average/Game	15.4	12.4	32.2	6.6	9.9	1.1	2.4			
Opponent	193	202	474	50	375	34	34			
Average/Game	11.4	11.9	27.9	2.9	22.1	2.0	2.0			

USF VS. SMU

With the win, USF tied the series, 2-2, with back-to-back wins the last two seasons. In 2008-09, USF grabbed a 60-46 win in last season's opener for both clubs ... USF opened the season with SMU for the second-straight season and the Bulls hit the road for the season opener for the first time in Coach Stan Heath's tenure at USF ... Heath's teams had not won a road opener since Dec. 7, 2004 when his Arkansas team defeated Missouri by 10 ... USF was 1-6 in non conference games on the road last year ... USF is now 30-9 in openers and 7-6 in road openers all time. The last time USF opened on the road was in the Top of the World Classic in Fairbanks, Alaska. USF won that game over Davidson, 96-70, to begin the 2000-01 season ... USF's first field goal of the season was an alley-oop dunk from a pair of seniors - **Chris Howard** to **Mike Mercer** ... Mercer scored the first five points of the game and added two 3-pointers as well. Mercer had one trey last season in four games played ... With seven assists in the game, Howard took eighth place in USF career assists. He started the game in ninth, with 360, just four behind Penny Greene's 364 ... Sophomore **Augustus Gilchrist** set a new career high with 23 points, topping his previous best of 22 set at Pitt Jan. 14, 2009. He also sank six free throws, the most since posting a career-best six at Seton Hall Feb. 25, 2009 ... USF's starters for the game were seniors Chris Howard and Mike Mercer and junior Dominique Jones at guard, junior Jarrid Famous at forward and sophomore Augustus Gilchrist at center. All 67 of USF's points on the night came from the starting five ... USF's three captains this season are senior Chris Howard, junior Dominique Jones and sophomore Augustus Gilchrist.

USF VS. VIRGINIA

USF is 30-9 in home openers, and 21-1 in the last 22 seasons. Heath is 8-1 in home openers all-time and 86-36 in home games ... USF extended Virginia's losing streak in the state of Florida to 11 (1 at USF, 7 at FSU, 2 at Miami, 1 in ACC Tournament in Tampa) ... USF has beaten an ACC team in three of the last four years - Virginia (Nov. 16, 2009), Florida State (Nov. 18, 2007), Wake Forest (Dec. 29, 2006) ... USF held preseason Naismith and Wooden award candidate Sylvan Landesberg to just 14 points, 2.3 below his 16.6 ppg average from last season ... Sophomore guard **Justin Leemow** was the first reserve to score in the 2009-10 season, collecting nine points for the night, which ties a career high. Only USF's starters scored in the season opener at SMU on Nov. 13 ... Junior **Dominique Jones** scored 13 points in the first half, which tied his game total at SMU. He ended the night with 22 points, which was the high scoring total for the game.

USF VS. DAVIDSON

After hitting only 4-11 (36.4%) from the free throw line in the first half, USF finished the game 22-34 (64.7%) after draining eight-straight to open the second half ... Sophomore forward **Augustus Gilchrist** drained 15 free throws in the game, the second-most of all-time at USF, setting personal best marks in free throws made in a game and attempted, ... After scoring just two points in the first half, Gilchrist ended the night with 21 points, 15 of which were one-by-one ... Junior guard **Dominique Jones** recorded his third career double-double with 17 points and 10 rebounds ... Gilchrist and Jones combined for 29 of USF's 37 second-half points ... Freshman forward **Toarlyn Fitzpatrick** scored his first bucket with six minutes left in the first half ... Sophomore **Justin Leemow** continued his hot streak by hitting his first two threes of the game. He ended the game 2-4 from the arc. Dating back to the Virginia game, when Leemow was 3-of-3 from long range, he hit five consecutive threes.

USF VS. SOUTH CAROLINA

South Carolina, which was receiving votes in the AP Poll Nov. 16, was averaging 19.3 points per game more than USF heading into the game, and USF only lost by three points ... USF outrebounded USC 22-15 in the first half, but were upended in that category, 24-15 in the second half ... USF hit 43.8 percent from the field, 38.5 percent from the arc and 70.4 from the line while USC was 37.1 from the field, 11.8 percent from long range and 70 percent at the line ... Junior **Dominique Jones** was one rebound away from recording back-to-back double-doubles, after he had 10 rebounds and 17 points against Davidson (Nov. 19). He had 17 points and nine rebounds against South Carolina (Nov. 20) ... Sophomore **Augustus Gilchrist** had 19 points, 10 of which came at the free throw line ... Gilchrist hit at least 10 free

throws in back-to-back games. Against Davidson, he was 15-of-16 and against USC he hit 10-of-12 ... Freshman **Shaun Noriega** scored his first points of his career, a three-pointer with 55 seconds left in the game, to bring the score within five.

USF VS. UNC-WILMINGTON

Against UNCW, USF scored 74 points, a season high. The previous high in USF's first three games was 67 at SMU in the first game of the season ... USF's point total was also the most since the Bulls scored 80 in a win at DePaul Jan. 10, 2009, a span of 20 games. USF scored more than 74 points last season on three occasions ... Sophomore forward **Augustus Gilchrist** didn't score in the first half, but ended with 14, after shooting 5-of-10 from the field and 4-of-6 at the line ... Gilchrist has scored in double-digits in all five games this season, including a career-high 23 in the season opener at Southern Methodist ... Junior guard **Dominique Jones** came up two points short of his eighth-career 30-point game with 28 points. He did, however, set a new career high with six steals, surpassing his previous best of four accomplished on six previous occasions ... Jones has now gone 24 straight games scoring in double digits. The last time he failed to pass the 10-point mark was on Dec. 22, 2008 vs. Oral Roberts in the San Juan Shootout.

USF VS. KENT STATE

The Bulls hit nine threes on the night, which broke their previous high for the season which was seven in the season opener at SMU ... USF's 41 first half points was the most in the first half this season for the Bulls. It broke the previous high of 37 which came against UNC-Wilmington on Nov. 22 ... The Bulls also set a season high for points in a game with 76. The 76 points broke the previous high of 74 against UNCW ... With a three-point field goal with 11:58 remaining, freshman **Jordan Dumars** scored the first points of his USF career ... Freshman **Shaun Noriega** scored for the second time in his USF career. He hit a three in the second half of USF's fifth victory ... Freshman **Toarlyn Fitzpatrick** doubled his season point total, scoring nine against KSU. Through five games Fitzpatrick had scored nine points, and in the 76-54 win over Kent State he put up nine in one game.

USF VS. FAU

With a 19-0 run in the second half against FAU, USF had back-to-back games with 19-0 runs ... USF has had three Bulls score in double figures in five of six games. Against FAU, **Chris Howard** (15), **Dominique Jones** (11) and **Augustus Gilchrist** (27) all had double-digits ... USF hit 10 3-pointers for the first time since Dec. 27, 2008 against Iona, a span of 25 games ... USF scored a season high 78 points against FAU ... USF held the Owls scoreless for 6:32 in the second half, as FAU went 0-of-11 from the floor during that stretch ... USF last defeated an opponent by 20 or more points on Jan. 10, 2009, an 80-58 win over DePaul ... Junior **Dominique Jones** had 10 assists in the game, setting a new career high ... Sophomore **Augustus Gilchrist** was held to four points in the first half, but exploded in the second half with 23 points, setting a new career high with 27 ... With 27 points against FAU, Gilchrist had scored at least 14 points in every game this season.

USF VS. HAMPTON

The Bulls' 74 points against Hampton is the third highest output this season, as USF is now averaging 75 points per game in the last four games after starting the season with 66 per game in the first four outings ... With the win, the Bulls improved to 7-1, the best start since the 2006-07 season ... **Jarrid Famous** led the Bulls in scoring for the first time this season as he put up 16 points on the night. The junior college transfer also grabbed 10 rebounds to give him his first double-double of the season ... Senior **Chris Howard** scored in double-digits for the second straight game and for the third time this season as he put up 13 points against Hampton ... Howard, with eight assists against Hampton, moved into fifth place in school history in career assists with 396, passing Brian Swift, who finished his career with 388 helpers from 2002-05 ... Freshman **Toarlyn Fitzpatrick** record a career high 11 points on the night, eclipsing his previous career high of nine which came against Kent State on Nov. 25.

USF VS. CENTRAL MICHIGAN

Only seven players saw court time for the Bulls, while 10 Chippewas racked up at least four minutes ... With the loss USF has now come up

short in two games this season by a total of six points. The first was a three-point, 69-66, defeat to South Carolina at the Charleston Classic. The second was today's 59-56 setback ... CMU hit 11 long balls against USF, the most the Bulls have given up this season. The previous high was FAU's seven on Nov. 27. USF was leading the BIG EAST in three-point defense (.262) prior to the game ... As a team, USF hit 72.7 percent (16-22) from the free throw line, the team's best percentage of the year ... Junior **Dominique Jones** had 13 points in the first half, tying his season-best first period, a mark he hit against Virginia on Nov. 16. Jones ended the night with 24 points ... Jones was 8-of-8 (100%) from the free throw line, the team's season-best percentage, tying teammate Augustus Gilchrist's 7-of-7 outing against Virginia (11/16) ... Freshman **Toarlyn Fitzpatrick** grabbed seven rebounds, his season best. His previous season-high was six against UNC-Wilmington in the Charleston Classic.

USF VS. UCF

USF held UCF to only two offensive rebounds in the second half ... UCF never led in the game ... USF set season-best marks in free throws made (25), free throw percentage (75.8%) and steals (13) ... With Augustus Gilchrist and Justin Leemow out of the lineup against UCF, freshman **Toarlyn Fitzpatrick** earned the first start of his career. Fitzpatrick ended the night with two points and a career-high nine rebounds ... Senior **Jarrid Famous** responded from a one-rebound game against Central Michigan by picking up the second double-double of his season, putting up 11 points and 10 rebounds ... In the second half against UCF, senior **Ryan Kardok** drained a three from the corner for his first-career bucket. He ended the night with three points, four rebounds, an assist and a steal ... Kardok's three points were the team's only bench points in the game ... Junior **Dominique Jones** ended his night with 27 points and six rebounds, his third game in a row with at least 24 points ... Senior **Mike Mercer** set career highs with 12 points and four assists ... The Bulls had four players score in double-digits against UCF, **Jones** (27), **Chris Howard** (14), **Mercer** (12) and **Famous** (11). That is the second time this season that USF has had four players score in double-digits in the same game.

USF VS. SAN FRANCISCO

The Bulls take a 1-0 lead in the all-time series with the victory ... USF improved to 2-4 in games in the state of Nevada ... USF tied its season-high 10 three pointers and held the Dons to just three ... With 23 points against the Dons, junior guard **Dominique Jones** has scored 20 points or more in 27 games at USF. In 12 games last season, Jones tallied at least 20 points and he did it 10 times in 2007-08 ... Jones hit five threes in the game, the team's season high this season. Jones' personal career-high is seven, which he hit against Iona on Dec. 27, 2008 ... Senior guard **Chris Howard** set a personal season high for rebounds with seven against the Dons ... Howard scored at least 13 points in his fifth-straight game, racking up 14 against San Francisco ... Junior forward **Jarrid Famous** tallied his third double-double of the season with 11 points and 10 rebounds ... Freshman guard **Mike Burwell** tied his career-high seven points and set a new personal best with four rebounds.

USF VS. SAN DIEGO

The Bulls are 10-2 for the first time since 1991-92, the same year USF played in the NCAA tournament after posting a 19-10 overall record ... USF also defeated San Francisco on Dec. 19 to go undefeated in a tournament for the first time since a pair of wins over South Alabama and New Orleans in the 2003 USF Holiday Hoops Classic ... USF outscored USD 34-14 in the paint and scored 15 points off of turnovers, compared to just seven by the Toreros ... USF is now 3-0 when four Bulls score in double digits. Against USD, those four Bulls were Mike Mercer (19), Dominique Jones (18), Jarrid Famous (14) and Chris Howard (11) ... Senior guard **Mike Mercer**'s 19 points are a career-best, surpassing his previous high of 12 against UCF on Dec. 16, 2009 ... Junior guard **Dominique Jones** hit 9-of-11 from the free throw line, matching his season-best nine made free throws against UNC Wilmington on Nov. 22 ... Jones tallied six assists, the fifth time this season for collecting six or more helpers ... After collecting back-to-back double-double games, junior forward **Jarrid Famous** scored 14 points and grabbed seven rebounds to lead the Bulls in boards for the seventh time this season. He has also shared the lead two other times.

USF AT LOUISVILLE

Freshman forward **Toarlyn Fitzpatrick** scored USF's first five points of the game and had four rebounds in the first four minutes ... Fitzpatrick recorded his first-career double-double with 11 points and 11 rebounds, both career highs. He also had two blocks, a career high ... With a pair of steals in the first half, junior **Dominique Jones** moved into 10th on the USF career steals list ... Jones ended the night with three steals ... Jones ended the night with five points and three rebounds. It's his second-lowest point total of his career. Against Wright State on Dec. 21, 2009, he didn't score in 39 minutes on the court. In that game he was 0-12 from the field, 0-5 from beyond the arc. Jones has scored in single figures only seven times in three seasons at USF ... Junior forward **Jarrid Famous** collected his fourth double-double of the season, racking up 12 points and 10 rebounds ... Famous has now recorded four consecutive double-figure scoring games and nine overall this season. He also has five double-digit rebound nights ... The game was the first time two players have had a double-double in the same game since Nov. 17, 2007, against FAU, when Kentrell Gransberry and Chris Howard each posted double-doubles.

USF VS NOTRE DAME

The game saw 13 lead changes and 11 times the score was tied ... USF overcame a 13-point deficit in the second half, but was unable to hold on to the margin ... The Bulls outscored Notre Dame 34-26 in points in the paint, 11-5 in points off of turnovers and 4-0 in fast break points ... Both teams got production from their starting five, as there were only five points scored between the two benches. Notre Dame got three points from Carleton Scott, while the Bulls got two points from **Mike Burwell** ... **Mike Mercer** picked up a double-double, the first of his career, and pulled down 10 boards on the night, a career high, eclipsing his previous high of seven. He also set a career high in steals with four ... The Bulls swatted away eight Notre Dame shots on the night led by **Jarrid Famous** with four and **Toarlyn Fitzpatrick** with three ... **Fitzpatrick** was matched up with BIG EAST Preseason Player of the Year, Luke Harangody, for most of the game, and set his career high of 13 points ... He played a career high 36 minutes in the effort ... **Famous** recorded his fifth straight game with double-digit points by recording 14 points on 7-10 shooting. It is also the eighth time in the past 10 games in which he has posted double-digits in the points category.

USF AT NO. 7 SYRACUSE

USF outrebounded Syracuse 38-36 ... USF drew the score to within two, 19-17, with 9:09 left in the first, but a 16-4 run by Syracuse downed the Bulls ... After scoring just six points in the first half, junior guard **Dominique Jones** tallied 14-straight to start the second half. He ended the day with 30 points, the eighth time Jones has scored at least 30 points in a game. The 30 points also set his season high ... In four career games against Syracuse, Jones has gone for 17, 23, 29 and now 30 points ... Jones was 10-11 from the free throw line in the second half and 13-17 overall ... Jones and senior **Mike Mercer** scored 33 of USF's 37 second-half points ... Junior **Jarrid Famous** came up just one point shy of recording his team-high fifth double-double of the year with nine points and 12 rebounds ... Senior forward Alex Rivas earned his first minutes of the season and scored his first bucket with 5:54 left in the first half. He ended the game with two points and no rebounds. Rivas spent the first half of the season recovering from bilateral tibial surgical revision that replaced the metal rods in his legs ... Sophomore guard **Anthony Crater** made his USF debut after sitting out due to NCAA transfer rules. Crater, who adds tremendous speed at the point guard position, had two assists but was held scoreless in 25 minutes of action. He attempted six shots.

USF VS. WEST VIRGINIA

USF bullied West Virginia in the first half outscoring the Mountaineers 22-14 in points in the paint during the opening half, and ended the contest with 26 points in the paint compared to 34 by WVU ... USF shot a blistering 57.1 percent in the first half, but dipped to 16.1 percent in the second half. Neither team could make the long ball, as USF finished 1-of-17 (5.9 percent) and West Virginia was 3-of-17 (17.6 percent) ... West Virginia handed out 15 assists on their 27 made shots, while USF had four assists on 17 baskets ... **Dominique Jones** finished the opening half with 19 points which tied for the most in an opening half by any Bull this season. Jones also had 19 against San Francisco on Dec. 19 ... Jones finished the game with 28 points against the Mountaineers, which gave him three consecutive games with

at least 26 points. Jones scored 26 against Notre Dame, 30 against Syracuse and finished with 28 points against West Virginia. Jones also scored 30, 30 and 25 in three straight games his freshman year ... Jones' 28 points against West Virginia (1/13) was just two points shy of 30 for the second-straight game, after hitting No. 7 Syracuse for 30 on Jan. 10. Had Jones scored 30, vs. WVU, it would have been back-to-back 30-point games for the second time in his career, and the first time in his BIG EAST career. The first time was during his rookie campaign. ... Jones finished the night with 28 to give him 1,404 career points, one of only seven players to accomplish the feat.

USF vs. RUTGERS

USF earned its first BIG EAST victory of the season by beating Rutgers, 73-64. The conference victory is the first since the Bulls defeated Cincinnati, 70-59, at the Sun Dome on March 3, 2009 ... The 73-64 victory over Rutgers is the fourth win in the last five attempts for the Bulls against the Scarlet Knights dating back to 2007 ... The Bulls dominated Rutgers in the paint, outscoring the Scarlet Knights 42-28 ... USF had five Bulls in double-figure scoring for the first time this season. The last time USF had five players score 10 or more points was Nov. 24, 2007, when five players accomplished the feat against East Carolina ... With just under 12 minutes to play in the first half, freshman **Toarlyn Fitzpatrick** spotted up for three on the wing and knocked down the first three of his career to put USF up, 15-9 ... Junior **Dominique Jones** finished with 20 points in the victory over Rutgers. The 20-point effort was the 31st time during his career that he has scored at least 20 points in a game and the ninth time this season. Jones also has had four-straight 20 point games ... Junior **Jarrid Famous** put up 11 points on the night, and also added 12 rebounds to earn his fifth double-double of the season ... Sophomore **Anthony Crater** scored the first points of his career in the win over Rutgers on a three from the wing during the second half. Crater finished with 10 points, two rebounds and a steal.

USF AT CINCINNATI

USF just edged Cincinnati in the rebounding battle, 32-31. Cincinnati came into the game leading the league in rebounding, outrebounding opponents by 7.9 per game ... USF gave up 41 points in the first half, the most of the season so far, topping the 40 allowed at Syracuse on Jan. 10 ... The two teams combined to commit just 15 turnovers. USF had seven, tying the season low for the 2009-10 campaign set against San Diego ... After hitting two free throws in the first half, junior guard **Dominique Jones** moved into third on USF's all-time free throws made list. With four in the game, he now has made 329 free throws in his career, passing Terrence Leather's 326. He now trails Altron Jackson's 335 to move into second all time ... Senior guard **Chris Howard** posted a season-high 16 points, three off his career high of 19, and added his fourth career double-double with 10 rebounds, but his first with points and rebounds. Howard also posted 10 rebounds for the first time in his career, two more than his previous high of eight.

USF AT PROVIDENCE

USF scored a season high 109 points against Providence. The Bulls' previous high was 78 against FAU on Nov. 27, 2009. The last time USF scored 100 in the regular season was Nov. 17, 2007, when USF knocked down 100 against FAU ... USF outrebounded PC 40-36. Heading into the game, the Friars led the league in offensive rebounds, averaging 42.0 per game ... For the second straight game USF has committed less turnovers than its season average, as the Bulls had 11 on the night against the Friars. USF now averages 13.6 per game ... The contest marked USF's first OT game of the season. The last time USF won an overtime game was Nov. 27, 2006 when the Bulls beat Stetson, 77-72. USF lost its previous two overtime games before Providence ... USF scored 56 points in the second half, the first time scoring 50 or more points in a half since Nov. 17, 2007, when USF had 52 points against FAU in the first half ... After hitting their first three of the game at 6:07 left in the second half, USF went on to hit four long balls in the game, shooting 4-of-14 overall ... The game marked the eighth-highest point total ever for USF. The record is 120 points scored against UCF back in the mid-70s. It was the Bulls' highest point total since Jan. 5, 2002, when USF put up 117 points against TCU in an overtime contest ... The 214 points also marked the second-highest combined total points scored in a USF game. The most points scored ever between USF and another team was 225, in the 117-108 win against TCU ... USF won just its third BIG EAST road game since joining the league prior to the 2005-06 season. USF stands 3-35 all-time in

BIG EAST road games ... Freshman **Toarlyn Fitzpatrick** hit his second three of the season to send the Bulls to their first overtime game of the season ... Dominique Jones set the single game scoring record in a game, passing Charlie Bradley's 42 against Florida State on Dec. 10, 1982. It was also only the second time ever a player for USF has scored 40 or more points ... With 46 points against Providence, junior guard Dominique Jones set his season and career high for points. His previous season high was 30 at Syracuse on Jan. 10, while his previous career high was 36 against Iona on Dec. 27, 2008 ... Jones also ended his night two points short of tying the BIG EAST single-game record. The BIG EAST record is held by Eric Murdock of Providence, who scored 48 points against Pitt exactly 19 year ago on Jan. 23, 1991 ... Jones also scored the third-most in a game this season in Division I behind Arkansas' Rotnei Clarke, who had 51 in a game against Alcorn State, and BYU's Jimmer Fredette, who had 49 against Arizona ... Jones was two assists shy of a triple double, as he also posted 10 rebounds along with his 46 points ... Junior forward **Jarrid Famous** set a new career high with 17 points against Providence. His previous high was 16 three times ... With 19 points against Providence, senior guard **Mike Mercer** has scored in double-digits in three-straight games, including 13 against Rutgers and 10 at Cincinnati ... Mercer also tied his career high with 19 points in the game, set against San Diego earlier in the year.

USF vs. SETON HALL

The win over Seton Hall was the first win for the Bulls over the Pirates, USF was previously 0-7 against Seton Hall ... The victory was the first time in program history that USF won back-to-back BIG EAST contests ... The back-to-back overtime contests (109-105 vs. PC, 76-74 vs. SHU) was the first time that the Bulls have gone to extra periods in two straight games for the first time since 2000 ... It also marks the first time USF has won two straight overtime games ever ... Prior to winning the last two games, USF had been 1-9 in its past 10 overtime games ... For the third game in a row USF posted fewer turnovers than its season average, as the Bulls committed eight against Seton Hall. The Bulls currently average 13.4 turnovers a game ... Junior guard **Dominique Jones** finished the game against Seton Hall with 28 points to give him 1,517 career points, one of only six players to accomplish the feat ... Jones hit 10-of-11 from the free throw line and is now 28-of-33 (84.8 percent) over his last three games ... Junior **Jarrid Famous** collected his sixth double-double of the season as he accounted for 15 points and 14 rebounds on the night. His 14 rebounds marks a new career high.

USF vs. No. 17 PITTSBURGH

USF recorded its fourth win against a ranked team since joining the BIG EAST Conference. USF is now 4-20 against ranked teams since 2005 ... The last time USF had three-straight conference wins was in 2003: Feb. 1 vs. Charlotte (67-64), Feb. 4 at TCU (71-67) and Feb. 8 vs. Saint Louis (71-64), in Conference USA action ... The last time USF defeated a nationally ranked team was Feb. 6, 2009 vs. No. 8 Marquette, 57-56 ... Against No. 17 Pitt, USF recorded only five turnovers, the third time since the 2002-03 season USF has had five turnovers in a game. The Bulls also had five vs. Iona (12/27/08) and vs. Tulane (2/5/05) ... No. 17 Pittsburgh entered the game as the 17th-best team in the country in rebounding margin, but USF grabbed more boards, 35-34, on the day ... The home attendance of 5,370 was the second-highest of the season, behind the 6,110 who watched the USF-Notre Dame game on Jan. 13 ... Junior **Dominique Jones** has scored 30 points in 10 games in his career, three times as a rookie, four as a sophomore and three in his junior campaign ... Jones' 37 points was the second-most of his career behind his 46 at Providence (Jan. 23, 2010) ... Jones has been the game's high scorer (both teams) in seven-straight BIG EAST games. Six times he was the outright high scorer and once he tied the opponent (Jeremy Hazell - Seton Hall, Jan. 28) ... Jones has pulled down at least eight rebounds seven times this season ... With 10 boards against Pitt, freshman **Toarlyn Fitzpatrick** has grabbed double-digit rebounds for the second time in his career. His season high is 11 at Louisville on Dec. 30, his first double-double of the year ... Senior **Chris Howard** has scored in double-digits in four-straight games, dating back to the Cincinnati game on Jan. 20 ... Senior **Alex Rivas** set a season high in minutes played, collecting seven. Rivas, who has missed much of the season following surgery on his legs, averaged 17.8 minutes per game last season.

USF at No. 7 GEORGETOWN

With the win over Georgetown, USF won its fifth BIG EAST game of the season, the most ever for the Bulls in their five seasons in the league ... USF defeated a ranked team for the second-straight game following a 70-61 win over No. 17 Pitt Sunday. The win was the 11th all-time against a ranked opponent ... The Bulls also secured a win against the highest-ranked opponent ever. Prior to tonight, the previous best was a 57-56 win over No. 8 Marquette Feb. 6, 2009 ... It also marked the third time ever USF won two straight games against ranked opponents, but the first time those two wins occurred in back-to-back games ... The last time USF had two wins over ranked opponents in the same season was the 2004-05 season, when the Bulls earned wins over No. 18 Charlotte and No. 21 Cincinnati over a three-game stretch in March 2005 ... The win was USF's first over a ranked BIG EAST team on the road. The last time the Bulls beat a ranked team in a true road game occurred Feb. 24, 1992, against No. 15 Tulane, an 81-76 victory ... The Bulls haven't won four conference games in a row since the 1991-92 season, when the Bulls won six straight Metro Conference games late in the year, the last season USF was in the NCAA tournament ... USF scored just 26 points in the first half, a season low after scoring 27 in the first half against Seton Hall Jan. 28 ... At one point, USF outscored Georgetown 30-13 in the second half ... For the seventh game in a row, USF had fewer or equal number of turnovers as the opponent, as the Bulls committed just eight on the night. USF has been in single digits in turnovers in four straight games and five of the last six. USF is averaging just 7.8 turnovers in the last six games ... USF outscored the Hoyas, 42-30, in the paint, and held a 15-6 advantage in points off turnovers ... USF's bench outscored Georgetown's, 10-2, the first time since Nov. 27 USF had more bench points than its opponent, when USF held a 10-5 advantage in the category against FAU ... Junior **Dominique Jones** posted his ninth straight game with 20 or more points, and the 35th time in his career, as he has averaged 29.4 points, 7.1 rebounds and 3.8 assists during that span while shooting 50.9 percent from the floor and 78.2 percent from the free throw line ... Jones' 12-of-17 performance from the free throw line marked the fourth-straight game he has made 10 or more free throws, hitting 79.3 percent (50-of-63) during that time ... Jones, who entered averaging 26.8 points in league play, needed more than 11 minutes to score his first points ... On the eve of the game, senior guard **Chris Howard**'s mom cooked dinner for the team: chicken, ribs, brisket, yams, mac and cheese, green beans, rolls and pies.

USF at NOTRE DAME

USF's one turnover in the first half was the lowest of the last five games. The Bulls had two in the first half against Pitt and ended that game with just five. USF ended the game at Notre Dame with just five, marking the fourth-straight game and the fifth time in six games USF had less than 10 turnovers in the game ... ND led by 15 at 8:28 in the first half, but a 10-0 run allowed USF to chip its way back into the game ... The game featured nine different tie scores as the lead changed on 10 different occasions ... Sophomore guard **Anthony Crater** made his first career start in the game at Notre Dame. Crater, who has now played in nine games for the Bulls, had three points, five assists and two rebounds and steals in his first start. Crater started in senior guard **Mike Mercer**'s spot because Mercer missed practice this week due to the birth of his son, Michael ... Senior guard **Chris Howard** scored 23 points, topping his season high of 16 at Cincinnati Jan. 20 and his career high of 19 set at Syracuse on Jan. 5, 2008 ... Howard scored 12-straight points for the Bulls from 12:36-3:17 in the second half. He had 14 second-half points all together ... Junior **Jarrid Famous** posted 18 points on the afternoon to set a new career high, topping his previous best of 17 set at Providence Jan. 23. He hit 8-of-9 from the field ... Senior **Alex Rivas** played a spectacular game against preseason BIG EAST Player of the Year Luke Harangody. Rivas grabbed six rebounds in 14 minutes while holding Harangody to under his season average in points on 5-of-17 shooting before Rivas fouled out with 2:57 left ... For two straight games, **Dominique Jones** did not score in the first 11 minutes of the game. At Notre Dame, his first bucket was at 8:04 and at Georgetown he first scored at 8:25. Jones was just 3-of-17 on the afternoon from the floor, but collected eight assists with no turnovers ... Jones ended the day with 10 points, marking the first time in 10 games he did not score 20 or more points. The last time was USF's BIG EAST season opener at Louisville, when Jones contributed just five points.

USF at MARQUETTE

Both teams started the game with a long ball. Senior Mike Mercer started the scoring with a try from the corner at 19:24, while Marquette's first points came off a try from Darius Johnson-Odom at 17:52 ... USF held a sizeable advantage in rebounds, 42-30, including a 14-4 advantage in offensive rebounds. The 12-rebound differential was the largest of the season for the Bulls. USF has now outrebounded its opponents in six of the last eight games ... USF attempted 20 3-pointers on the night, the most 3's attempted in the last 13 games since shooting 31 against the University of San Francisco at the Las Vegas Holiday Hoops Classic ... USF held a slight 7-2 advantage in bench points, outscoring the opponent's bench for the third straight game after having not accomplished the feat since Nov. 27, a stretch of 15 games ... USF's 52 points tied for the second lowest this season. USF's low was 50 against West Virginia, while the Bulls hit for 52 against Louisville in the BIG EAST opener ... After going 4-for-9 in the first half from 3-point range, USF failed to hit a try in the second half, going 0-for-11 in the second stanza ... The game also marked just the second time all season USF did not hit double digits in free throws made. USF was 4-of-6 against Marquette, as the Bulls also had a 5-of-8 performance in a 76-54 win over Kent State earlier in the season ... **Chris Howard** reached a milestone by playing in his 100th career game while also making his 96th career start ... **Augustus Gilchrist** hit his first shot - a long ball from the top of the key - with 13:20 left in the first half. He finished the game 3-for-6 for seven points along with four rebounds in 23 minutes of action ... **Jarrid Famous** picked up his seventh double-double with 12 points and 10 rebounds against the Golden Eagles. Four of his double-doubles have come in BIG EAST play ... **Dominique Jones** was one rebound shy of his fifth double-double of the year, as he ended the game with 16 points and nine rebounds. He is averaging 7.4 rebound per game over his last 10 contests ... Jones has been the team's top scorer in 10 of the last 11 games for the Bulls, with the only exception being last Sunday when Howard led the way with 23 points against Notre Dame.

USF VS. CINCINNATI

The Bulls avenged their Jan. 20 78-70 loss to Cincinnati by beating their BIG EAST foe 65-57 at home to move into a tie with Cincinnati and Notre Dame at 6-7 in BIG EAST play. Prior to this season, USF had never won more than four games in BIG EAST play ... Bulls collected their fourth straight BIG EAST home victory as they defeated Cincinnati in front of 6,607 fans, the largest crowd of the season ... The Bulls shot 60 percent from the field in the second half, and 48 percent for the game ... Senior **Alex Rivas** got his first start of the 2009-10 season, and the 15th start of his career ... **Augustus Gilchrist** made his first start since Dec. 2 against Hampton, as he came off the bench in USF's last game at Marquette, which also served as his first game back since missing 15 games over a two-month period due to a high ankle sprain ... USF was without junior forward **Jarrid Famous**, as he missed the game with a sprained right knee. Famous is listed as day-to-day ... **Dominique Jones** connected on a pair of three pointers against Cincinnati to pass Melvin Buckley on the all-time list. Jones, with 151 made threes, now stands seventh all time in career three pointers ... Jones scored 26 points to pass USF great **Chucky Atkins** on the all-time scoring list ... Jones has scored at least 20 points in a game 36 times in his career ... **Chris Howard** handed out seven assists on the night, more than the entire team of Cincinnati, which had five all together.

USF VS. ST. JOHN'S

The 74-58 loss to St. John's was the Bulls' first home loss since they fell to West Virginia on Jan. 13 69-50 ... USF has lost five straight to St. John's since defeating the Red Storm in the first ever meeting between the two teams in the first round of the 1995 NIT ... USF's four big men combined for just two points and four rebounds in the first half ... **Mike Mercer** accounted for 17 points, the most for him since he scored 19 in the overtime win at Providence. Mercer added two assists and three rebounds ... Senior **Chris Howard** put up 14 points and added five assists and three rebounds in the loss. Howard has scored in double-digits in four of the last five games, and has recorded five or more assists in six of the last seven games ... Junior **Dominique Jones** was held relatively quiet in the first half, but he finished with 17 points for the 10th time in 13 BIG EAST games this season ... Junior **Jarrid Famous** picked up six rebounds for the Bulls in his return from a knee injury, and also added three points ... **Anthony Crater** picked up four steals and helped in transition, as he accounted for four assists as well.

USF AT No. 7 VILLANOVA

Game starters were Chris Howard, Dominique Jones and Mike Mercer at guard, and Toarlyn Fitzpatrick and Alex Rivas at forward. It marked the first time that lineup was used this season ... The Bulls committed 23 turnovers on the night, a season high for the team. The last time USF had more than 17 turnovers was 18 against Rutgers Jan. 16 and UCF Dec. 16. USF's season worst had been 21 at Louisville Dec. 30 ... The Bulls set a season low for points with 49, one less than the team's previous low of 50 against West Virginia Jan. 13 ... The game marked the third of the season for the Bulls that the team faced a No. 7 team on the road. USF previously played at No. 7 Syracuse Jan. 10, an 82-65 loss, and at No. 7 Georgetown Feb. 3, a 72-64 win ... The 25-point loss was the worst of the season for the Bulls, following a 21-point setback at Louisville Dec. 30 ... Junior forward **Jarrid Famous** did not start after missing practices due to the birth of his daughter, London Lynnae Famous, on Feb. 22 ... **Mike Mercer** has scored in double digits in three-straight games. He had 11 at Villanova, 17 against St. John's and 12 vs. Cincinnati ... Senior guard **Chris Howard** reached a milestone on Feb. 13 by playing in his 100th career game. Howard's start against Villanova was his 99th career start ... With eight rebounds, sophomore **Augustus Gilchrist** was one board shy of his season high of nine, which he grabbed at SMU on Nov. 13 ... After not playing for seven-straight games, freshman **Mike Burwell** played three minutes against Villanova ... **Ryan Kardok** scored for the first time since Seton Hall on Jan. 28 on a pair of free throws with 56 seconds left. They were also his first two career free throws at USF ... **Dominique Jones** was 0-5 from the floor in the first half. All four of his points were from the free throw line. The last time he was held without a field goal in the first stanza was Dec. 22, 2008 against Oral Roberts in Puerto Rico. He was 0-1 in the first half from the field that night with no points. He ended that game scoreless as well.

USF VS. PROVIDENCE

USF scored more than 80 points for just the second time this season, the other time was the last outing against Providence on Jan. 23, when the Bulls defeated the Friars 109-105 in overtime ... USF hit 32-of-38 (84.2%) at the free throw line against Providence. The previous season-best was 82.4 percent (14-17) against Notre Dame on Jan. 5 ... USF hit 32-of-56 from the field, shooting 57.1 percent from the field, the best clip of the season. The previous best was 24-of-45, 53.3 percent, against Virginia ... USF shot 18-of-24 (75%) during a stretch from the 11-minute mark of the first half to the under 12 minute timeout of the second period ... Coach Stan Heath has a sweep of a BIG EAST team in all three of his seasons with the Bulls, doubling up wins on Rutgers (2007-08), DePaul (2008-09) and now Providence ... The Bulls are now 3-5 all-time against the Friars and Coach Stan Heath is now 2-2 all-time against Providence ... With their 17-11 overall record, the Bulls are chasing the school's best record since 2001-02, when USF won 19 games and played in the NIT. Ten years prior, USF also had 19 wins and played in the NCAA Tournament ... USF has posted a 17-win season just five times in 39 seasons of men's basketball ... USF has collected 17 wins or more only 15 times in 39 seasons of men's basketball ... Head Coach **Stan Heath** picked up his 150th career win with the victory over Providence ... Junior guard **Dominique Jones**, sophomore forward **Augustus Gilchrist** and senior guard **Chris Howard** scored 26, 21 and 20 points, respectively, against Providence. The last time two players scored 20 points or more was on Feb. 25, 2009 when Jones had 20 and Gilchrist had 20 at Seton Hall ... Gilchrist scored 21 points against PC, the most since his 27 against FAU on Nov. 27 ... Howard made his 100th career start in tonight's game against Providence. He has played in 104 career games as a Bull ... Jones has scored double-digit points in eight of the last 11 games ... Jones was 14-of-16 (87.5%) at the line accounting for the seventh game this season that he has hit at least 10 free throws in a game ... With his 26 points, Jones was just one rebound shy of his sixth career double-double ... Senior guard **Mike Mercer** scored 18 points, just one point shy of his career high of 19, which he accomplished twice this season, the last time at Providence on Jan. 23 ... Mercer tied his season high in minutes played with 37, which he has done three times this season ... Sophomore guard **Anthony Crater** drained a pair of long balls for just the second time in his short USF career. The other time was at Georgetown on Feb. 3.



HEAD COACH STAN HEATH

Third Season | Eastern Michigan, '88

Detroit, Mich. | USF ('07-Present) | Arkansas ('02-'07) | Kent State ('01-'02) | Michigan State ('96-'01) | Bowling Green ('94-'96) | Wayne State ('91-'94)

Stan Heath, whose eight-year head coaching career at the collegiate level has already included three NCAA tournament appearances, is building something special at the University of South Florida.

Heath, entering his third season as head men's basketball coach at USF during the 2009-10 campaign, led the Bulls to their most BIG EAST wins in 2008-09 and engineered the school's first victory against a top-10 ranked team.

The Bulls posted a 7-7 record at home, highlighted by a 57-56 win on Feb. 6, 2009 against No. 8 Marquette, ending a 32-game losing streak to teams ranked in the top 10.

"It's very special, one of the more special wins I've ever had in my career," said Heath after the win. "I don't want this to be the last one. I want to have more conversations like this in the future."

Heath arrived at that special moment after being named USF head coach on April 3, 2007 - marking the official start to a new era in the program's history.

In his two seasons in Tampa, Heath has guided three players to All-BIG EAST honors, including first-team selection Kentrell Gransberry in 2007-08 and record-setting guard Dominique Jones, who captured honorable mention laurels as a freshman and sophomore and was a unanimous pick on the All-Rookie Team.

Heath, 44, arrived at USF after serving as head coach at the University of Arkansas for five seasons. While with the Razorbacks, Heath guided the program to a pair of NCAA tournament appearances (2006, 2007) and an overall record of 82-71. UA posted 20-win campaigns in each of his final two seasons, and 2006-07 was highlighted by a run to the championship game of the SEC tournament and subsequent participation in the NAAs.

An outstanding recruiter throughout his career, Heath's signing classes have gained national recognition in recent years. National media outlets ranked his efforts among the top 15 in the country in 2003, 2004 and 2006. In his eight years (Arkansas, Kent State and USF) as a head coach, he has directed a total of nine players to all-league accolades and his rosters have featured a pair of freshman All-Americans, two conference defensive players of the year, one sixth man of the year and two NBA players, including one lottery pick.

Prior to Arkansas, Heath guided Kent State to a record-setting 2001-02 campaign in his first year as a head coach at the collegiate level. The Golden Flashes claimed the Mid-American Conference regular season and tournament titles en route to a 30-6 record and an appearance in the Elite Eight. KSU set a league record for wins that year, won 21 games in a row and defeated three nationally ranked opponents (No. 20 Oklahoma St., No. 8 Alabama, No. 9 Pittsburgh) during its historic postseason run.

While an assistant coach for five seasons (1996-97 - 2000-01) under Tom Izzo at Michigan State, Heath helped the Spartans develop into one of the top programs in all of college basketball. During his tenure, MSU advanced to the Final Four on three occasions (1999, 2000 and 2001), highlighted by the national championship in 2000. The Spartans compiled an overall record of 132-37 during his stay in East Lansing and also made one more Sweet 16 (1998) trip and participated in the National Invitation Tournament (1997).

The Detroit native has also made collegiate assistant coaching stops at Bowling Green State University (1994-95 - 1995-96), Wayne State University (1991-92 - 1993-94), Albion College (1989-90 - 1990-91) and Hillsdale College (1988-89). He began his coaching career at the prep level, working for one season (1987-88) at Lincoln High School in Ypsilanti, Mich.

A three-year letterwinner (1984-87) at Eastern Michigan University, Heath earned his bachelor's degree in social science in 1988. He went on to complete his master's work in sports administration in 1993 at Wayne State University.

Heath is married to the former Ramona Webb and the couple has two sons: Jordan and Joshua.

ALL-TIME BEST CAREER STARTS FOR HEAD COACHES (BY WINS)

Rank	Name	Record	Pct.
1.	Bill Guthridge, North Carolina (1998)	34-4	.895
2.	Bill Hodges, Indiana St. (1979)	33-1	.970
3.	Stan Heath, Kent St. (2002)	30-6	.833
4.	John Warren, Oregon (1945)	30-13	.698
5.	Phil Johnson, Weber St. (1969)	27-3	.900

STAN HEATH AT A GLANCE

- 150-129 overall (ninth year)
- Three 20-win seasons (30-6 in 2001-02, 22-10 in 2005-06, 21-14 in 2006-07)
- Three NCAA tournament appearances (2002, 2006 & 2007)
- 14 wins vs. nationally ranked top-25 teams
- Three nationally ranked recruiting classes
 - 2003: No. 7 (Recruiting Services Consensus Index)
 - 2004: No. 13 (Rivals.com), No. 16 (Hoop Scoop)
 - 2006: No. 14 (Scout.com), No. 15 (Rivals.com)
- 2002 MAC Coach of the Year, CBSsportsline.com and Collegelinsider.com National Rookie Coach of the Year
- Two freshman All-Americans
 - Patrick Beverley, 2007; Ronnie Brewer, 2004
- Two All-BIG EAST selections
 - Kentrell Gransberry, 2008; Dominique Jones, 2008, 2009
- One BIG EAST All-Rookie selection
 - Dominique Jones, 2008
- Five All-SEC selections
 - Patrick Beverley, 2007; Ronnie Brewer, 2006, 2005; Jonathon Modica, 2006, 2004
- One SEC Defensive Player of the Year
 - Steven Hill, 2007
- One SEC Sixth Man of the Year
 - Eric Ferguson, 2006
- One MAC Defensive Player of the Year
 - Demetric Shaw, 2002
- Three All-MAC selections
 - Trevor Huffman, Andrew Mitchell, Antonio Gates, 2002

HEATH'S CAREER

- Head Coach**
- 2007-p - University of South Florida
 - 2002-07 - University of Arkansas
 - 2001-02 - Kent State University
- Assistant**
- 1996-01 - Michigan State University
 - 1994-96 - Bowling Green State University
 - 1991-94 - Wayne State University (Associate H.C.)
 - 1989-91 - Albion College (Mich.) (JV H.C.)
 - 1988-89 - Hillsdale College (Mich.)
 - 1987-88 - Lincoln HS (Ypsilanti, Mich.)

NBA PRODUCTS

- Charlie Bell - Milwaukee Bucks
- Patrick Beverly - Miami Heat
- Ronnie Brewer - Utah Jazz
- Antonio Daniels - New Orleans Hornets
- Morris Peterson - New Orleans Hornets
- Zach Randolph - L.A. Clippers
- Jason Richardson - Charlotte Bobcats
- Sonny Weems - Toronto Raptors

NFL PRODUCTS

- Antonio Gates - San Diego Chargers
- Matt Jones - Jacksonville Jaguars

EDUCATION

- Eastern Michigan University, 1988
- Bachelor's in social science
- Wayne State University, 1993
- Master's in sports administration

NCAA APPEARANCES

- 2006-07, Arkansas
- 2005-06, Arkansas
- 2001-02, Kent State

PLAYING CAREER

- Eastern Michigan University, 1984-87

MISCELLANEOUS

- Three 20-win seasons
- 14 wins against nationally ranked top-25 teams
- Three nationally ranked recruiting classes
- 2002 MAC Coach of the Year
- CBSsportsline.com National Rookie Coach of the Year
- Collegelinsider.com National Rookie Coach of the Year
- Two freshman All-Americans

PERSONAL

- Hometown: Detroit, Mich.
- Born: December 17, 1964
- Wife: Ramona (Webb)
- Children: Jordan and Joshua

STAN HEATH'S YEARLY RECORDS

Kent State University							
Year	Overall	Home	Away	Neutral	Conf	Non-Conf	
2001-02	30-6	12-0	9-3	9-3	17-1	13-5	NCAA
University of Arkansas							
Year	Overall	Home	Away	Neutral	Conf	Non-Conf	
2002-03	9-19	8-8	1-9	0-2	4-12	5-7	
2003-04	12-16	10-6	1-8	1-2	4-12	8-4	
2004-05	18-12	13-3	2-7	3-2	6-10	12-2	
2005-06	22-10	15-1	3-5	4-4	10-6	12-4	NCAA
2006-07	21-14	13-3	2-8	6-3	7-9	14-5	NCAA
At UA	82-71	59-21	9-37	14-13	31-49	51-22	
University of South Florida							
Year	Overall	Home	Away	Neutral	Conf	Non-Conf	
2007-08	12-19	7-8	3-10	2-1	3-15	9-4	
2008-09	9-22	7-7	1-11	1-4	4-14	5-8	
2009-10	17-11	10-4	3-6	4-1	7-9	10-2	
At USF	38-52	24-19	7-27	7-6	14-38	24-14	
Overall	150-129	95-40	25-67	30-22	62-88	88-41	

Margin of Victory

(25 points or more)

Mar.	Opponent	Score	Date
+49	Oglethorpe	110-61	11/29/72
+44	Roosevelt	117-73	12/22/82
+43	Bethune-Cookman	93-50	11/26/84
+40	LIU-Brooklyn	92-52	12/28/02
+39	Winston-Salem State	87-48	12/29/07
+39	Nova Southeastern	99-60	11/22/02
+39	Eckerd	85-46	11/30/79
+39	Rio Grande	115-76	12/17/75
+38	Morgan State	91-53	01/03/00
+37	New Hampshire	88-51	12/28/90
+37	Bethune-Cookman	89-52	12/19/81
+36	FAU	86-50	12/05/98
+36	Dartmouth	90-54	12/28/84
+35	Jacksonville	78-43	12/07/96
+35	Missouri-St. Louis	95-60	01/21/74
+33	Bethune-Cookman	82-49	12/31/06
+33	Tulane	97-64	02/23/95
+33	Jacksonville	100-67	02/26/83
+33	Roosevelt	90-57	12/20/80
+33	Dickinson	88-55	01/07/76
+33	UCF	120-87	02/17/75
+32	Charlotte	86-54	01/28/85
+31	FAU	100-69	11/17/07
+31	Norfolk State	87-56	12/17/06
+31	Houston	88-57	12/26/02
+31	Harvard	94-63	12/29/99
+31	LIU-Brooklyn	85-54	12/22/98
+31	Central Conn. State	89-58	01/15/90
+31	Akron	102-71	12/17/83
+30	Texas-Arlington	81-51	12/29/04
+30	UCF	85-55	12/15/00
+30	Georgia Southern	78-48	12/29/95
+29	FIU	79-50	11/21/06
+29	FAU	109-80	12/14/99
+29	FIU	91-62	12/05/88
+28	Stetson	93-65	11/26/04
+28	UAB	75-47	02/21/01
+28	FAMU	87-59	12/07/84
+28	Furman	76-48	12/29/80
+27	Robert Morris	82-55	11/23/01
+27	SE Missouri State	75-48	03/04/95
+27	Virginia Tech	77-50	02/13/93
+27	Bethune-Cookman	82-55	12/01/92
+27	Jacksonville	86-59	03/04/90
+27	Bethune-Cookman	90-63	11/28/83
+27	Lehigh	89-62	01/09/75
+26	Davidson	96-70	11/17/00
+26	SE Missouri State	67-41	01/25/96
+26	Long Island	86-60	12/30/95
+26	Bethune-Cookman	92-66	11/26/85
+26	Texas A&M	73-47	12/27/83
+25	Stetson	77-52	12/06/05
+25	Bethune-Cookman	89-64	11/29/04
+25	Houston	93-68	01/27/01
+25	UCF	89-64	12/10/94
+25	Marist	84-59	01/03/84

Margin of Defeat

(25 points or more)

Mar.	Opponent	Score	Date
-46	Syracuse	65-111	12/04/87
-45	Louisville	40-85	01/10/04
-42	Florida State	53-95	01/29/73
-39	UAB	47-86	01/20/04
-37	UAB	41-78	12/31/93
-37	Florida	54-91	12/23/89
-37	N.C.State	88-125	12/08/72
-36	Michigan	56-92	12/29/87
-36	North Carolina	39-75	12/12/81
-35	Marquette	36-71	01/30/97
-35	North Carolina	65-100	02/16/77
-34	Cincinnati	69-103	12/04/76
-34	Florida State	84-118	02/09/74
-33	Marquette	63-96	01/11/03
-33	UNC Charlotte	56-89	01/20/96
-32	Florida	53-85	12/10/96
-32	Florida State	81-113	12/20/88
-32	Old Dominion	81-113	12/20/73
-31	North Carolina	62-93	12/03/79
-31	South Alabama	83-114	02/01/79
-31	Furman	60-91	12/02/78
-31	Florida State	72-103	02/26/77
-30	Southern Miss	60-90	03/04/93
-30	Tennessee	64-94	11/27/76
-29	Fordham	55-84	12/05/87
-29	Duke	66-95	12/05/83
-29	South Alabama	57-86	02/23/80
-29	South Alabama	55-84	01/13/80
-29	New Orleans	72-101	01/29/77
-28	Colorado	72-100	11/19/00
-28	TCU	49-77	01/25/92
-28	UAB	59-87	02/21/89
-28	Dayton	58-86	02/12/77
-28	St. Louis	67-95	02/11/73
-27	VCU	78-105	02/07/80
-27	Tennessee	90-117	12/10/73
-26	Louisville	55-81	01/10/07
-26	Cincinnati	48-74	01/27/05
-26	South Alabama	70-96	02/13/89
-26	DePaul	55-81	01/17/87
-26	Florida State	62-88	02/07/76
-25	Villanova	49-74	02/24/10
-25	Georgetown	40-65	02/18/09
-25	Southern Miss	50-75	02/09/97
-25	Virginia Tech	40-65	02/19/94
-25	UT-Chattanooga	68-93	02/18/76
-25	Auburn	52-77	12/02/74

Highest Scoring Games for USF

Opponent	Score	Date
UCF	120-87	02/17/75
TCU	117-108	01/05/02
Roosevelt	117-73	12/22/82
Rio Grande	115-76	12/17/75
UCF	115-96	02/22/72
Oglethorpe	110-61	11/29/72
Providence	109-105	01/23/10
FAU	109-80	12/14/99
Charlotte	106-94	01/15/83
Fordham	104-84	11/19/01
Alcorn State	104-84	11/26/91
Jacksonville	104-94	02/11/89
Miami	104-106	02/06/89
Monmouth	104-86	03/07/84
UT-Chattanooga	103-87	01/04/75
Missouri-St. Louis	103-93	12/22/73
FAMU	103-102	01/13/72
Akron	102-71	12/17/83
Mercer	101-85	12/13/73
FAU	100-69	11/17/07
Jacksonville	100-67	02/26/83
Iona	100-107	02/19/77
Florida Southern	100-80	03/01/75
UCF	100-88	12/11/72
Stetson	100-79	02/19/72
Providence	99-93	02/27/10
Nova Southeastern	99-60	11/22/02
Augusta	99-77	12/19/89
UCLA	98-103	12/23/99
Citadel	98-74	12/21/99
South Alabama	98-74	01/13/90
Tulane	97-64	02/23/95
Old Dominion	97-84	01/27/73
Alabama	97-123	12/09/71
Davidson	96-70	11/17/00
NE Illinois	96-77	12/27/91
Jacksonville	96-84	02/01/90
UCF	96-76	12/03/73
Bethune-Cookman	95-90	02/03/83
New Orleans	95-72	02/26/76
South Alabama	95-85	01/26/76
Missouri-St. Louis	95-60	01/21/74
Florida State	95-94	01/19/74
FAMU	95-108	01/30/73
Florida Southern	95-82	01/24/73
Rollins	95-83	02/24/72
Harvard	94-63	12/29/99
Old Dominion	94-93	02/07/90
FIU	94-80	11/27/89
Rider	94-89	12/28/88
South Alabama	94-83	02/10/83
FAMU	94-77	11/27/82
Hartford	94-74	01/05/77
UCF	94-76	11/19/75
Stetson	93-65	11/26/04
Texas	93-76	11/21/98
Houston	93-68	01/27/01
Miami	93-77	01/06/90
Bethune-Cookman	93-50	11/26/84
VMI	93-76	01/03/83
LIU-Brooklyn	92-52	12/28/02
Ball State	92-98	03/12/02
UCF	92-82	12/11/95
UCF	92-81	12/12/92
Florida State	92-88	12/20/91
Oral Roberts	92-99	12/07/91
Xavier	92-88	01/26/91
FIU	92-72	12/08/90
Bethune-Cookman	92-66	11/26/85
Boston University	92-81	01/03/76
Old Dominion	92-86	01/23/75
Jacksonville	91-78	11/25/05
Morgan State	91-53	01/03/00
Nicholls State	91-78	12/22/97
VCU	91-95	02/20/93
VCU	91-81	02/29/92
Stetson	91-75	11/22/91
FIU	91-92	02/28/89
FIU	91-62	12/05/88
Eastern Illinois	90-68	12/22/00
Tennessee	90-102	11/30/99
Old Dominion	90-71	11/30/91
Dartmouth	90-54	12/28/84
Bethune-Cookman	90-63	11/28/83
Charlotte	90-78	01/19/83
Florida State	90-77	12/10/82
Roosevelt	90-57	12/20/80
Eckerd	90-70	11/29/78
UT-Chattanooga	90-75	01/05/76
Citadel	90-78	01/08/74
Tennessee	90-117	12/10/73
Armstrong State	90-79	02/24/73

Highest Scoring Games for Opponent

Opponent	Score	Date
N.C.State	125-88	12/08/72
Alabama	123-97	12/09/71
Florida State	118-84	02/09/74
Tennessee	117-90	12/10/73
Florida	116-87	12/04/71
South Alabama	114-83	02/01/79
Florida State	113-81	12/20/88
Old Dominion	113-81	12/20/73
Syracuse	111-65	12/04/87
TCU	108-117	01/05/02
FAMU	108-95	01/30/73
Iona	107-100	02/19/77
Miami	106-104	02/06/89
New Orleans	106-85	01/26/72
Providence	105-109	01/23/10
VCU	105-78	02/07/80
Missouri-St. Louis	105-86	02/26/72
Florida State	103-72	02/26/77
Cincinnati	103-69	12/04/76
Tennessee	102-90	11/30/99
FAMU	102-103	01/13/72
New Orleans	101-72	01/29/77
Memphis	100-89	02/07/01
Colorado	100-72	11/19/00
Charlotte	100-84	02/09/80
Stetson	100-89	01/22/79
North Carolina	100-65	02/16/77
FAMU	100-88	01/16/74
Oral Roberts	99-92	12/07/91
Armstrong State	99-85	02/16/74
Southern Illinois-Carb.	99-73	12/20/71
Ball State	98-92	03/12/02
Louisville	98-75	01/07/93
Jacksonville	98-84	01/18/89
Southern Illinois-Carb.	98-86	02/28/72
Florida	98-77	12/14/71
Florida State	97-74	01/20/77
Marquette	96-63	01/11/03
Louisville	96-77	02/01/02
South Alabama	96-84	02/23/89
South Alabama	96-70	02/13/89
Cincinnati	96-75	12/06/75
UCF	96-115	02/22/72
Louisville	95-74	01/10/99
Florida State	95-88	11/29/94
VCU	95-91	02/20/93
Southern Miss	95-81	01/09/93
Duke	95-66	12/05/83
Charlotte	95-79	02/03/80
Duke	95-86	01/11/75
St. Louis	95-67	02/11/73
Florida State	95-53	01/29/73
Loyola-New Orleans	95-84	02/09/72
Wake Forest	95-68	01/22/72
Seton Hall	94-89	01/20/06
Houston	94-74	01/22/97
Florida State	94-73	12/30/92
Nicholls State	94-84	12/22/92
Jacksonville	94-104	02/11/89
Jacksonville	94-85	01/14/87
Charlotte	94-106	01/15/83
Tennessee	94-64	11/27/76
Florida State	94-95	01/19/74
Providence	93-99	02/27/10
North Carolina	93-62	12/03/79
UT-Chattanooga	93-68	02/18/76
Missouri-St. Louis	93-103	12/22/73
Mercer	93-88	01/19/72
Southern Miss	92-75	03/02/02
Florida	92-73	12/08/01
UAB	92-76	02/26/98
Southern Miss	92-87	03/13/92
FIU	92-91	02/28/89
Miami	92-71	03/01/88
Michigan	92-56	12/29/87
Florida	92-79	01/11/83
UAB	92-83	01/10/80
Georgia State	92-84	02/16/78
New Orleans	92-87	02/10/72
Houston	91-75	02/13/02
Memphis	91-72	03/04/00
VCU	91-80	03/05/94
Tulane	91-75	03/06/93
Florida	91-54	12/23/89
Jacksonville	91-75	01/23/80
Furman	91-60	12/02/78
Arkansas State	91-89	12/08/73
New Orleans	91-76	01/18/73
Rollins	91-76	01/10/72
Southern Miss	90-60	03/04/93
Old Dominion	90-70	02/09/89
Bethune-Cookman	90-95	02/03/83
VCU	90-81	01/26/80
Eckerd	90-72	12/06/77
West Florida	90-89	01/05/74
South Alabama	90-63	02/16/72
St. Bonaventure	90-74	01/31/72
Mississippi St.	90-77	12/10/71

The Last Time a Bull...**Scored 30 points**

Jan. 31, 2010 (Dominique Jones, 37, vs. Pitt)

Scored 35 points

Jan. 31, 2010 (Dominique Jones, 37, vs. Pitt)

Scored 40 points

Jan. 23, 2010 (Dominique Jones, 46, at Providence)

Scored 20 points in a half

Feb. 3, 2010 (Dominique Jones, 22, 2nd Half, at Georgetown)

Two players with 20 points

Feb. 27, 2010 (Dominique Jones, 26 points; Augustus Gilchrist, 21 points; Chris Howard, 20 Points)

Three players with 20 points

Feb. 27, 2010 (Dominique Jones, 26 points; Augustus Gilchrist, 21 points; Chris Howard, 20 Points)

A player had back-to-back 25-point games

Feb. 3, 2010 (Dominique Jones, 29, at Georgetown), Jan. 31, 2010 (37, vs. Pitt), Jan. 28, 2010 (28, vs. Seton Hall), Jan. 23, 2010 (46, vs. Providence)

A player had three-straight 25-point games

Jan. 5, 2010 (Dominique Jones, 26, vs. Notre Dame), Jan. 10, 2010 (30, at Syracuse), and Jan. 13, 2010 (28, vs. West Virginia)

One player scored in double figures

Jan. 13, 2010 (Dominique Jones, 28 points, vs. West Virginia)

Five players scored in double figures

Jan. 23, 2010 (Dominique Jones 46, Mike Mercer 19, Jarrid Famous 17, Toarlyn Fitzpatrick 12, Chris Howard 12, at Providence)

Had 15 rebounds

Feb. 20, 2008 (Kentrell Gransberry, 18, at Cincinnati)

Had 20 rebounds

March 3, 2007 (Kentrell Gransberry, 23, at DePaul)

Had 25 rebounds

Feb. 22, 1990 (Hakim Shahid, 25, at Jacksonville)

Two players with 10 rebounds

Dec. 30, 2009 (Jarrid Famous, 10; Toarlyn Fitzpatrick, 11 at Louisville)

Double-Double

Feb. 13, 2010 (Jarrid Famous, 12 points, 10 rebounds, at Marquette)

Two players had a double-double

Dec. 30, 2009 (Jarrid Famous 12 points, 10 rebounds, Toarlyn Fitzpatrick 11 points, 11 rebounds) at Louisville

Double-Double with points and assists

Nov. 27, 2009 (Dominique Jones, 11 points, 10 assists, vs. FAU)

Triple-Double

Dec. 7, 2006 (McHugh Mattis, 22 points, 10 rebounds, 10 blocks, at Winston Salem State)

Two Double-Doubles in a row

Dec. 16, 2009 (Jarrid Famous, 11 points, 10 rebounds, vs. UCF) and Dec. 19, 2009 (11 points, 10 rebounds, vs. San Francisco)

Three Double-Doubles in a row

Jan. 9, 2008 (Kentrell Gransberry, 26 points, 11 rebounds, vs. Pittsburgh); Jan. 5, 2008 (14 points, 13 rebounds, at Syracuse); Jan. 2, 2008 (20 points, 17 rebounds, vs. Rutgers)

Four Double-Doubles in a row

Jan. 9, 2008 (Kentrell Gransberry, 26 points, 11 rebounds, vs. Pittsburgh); Jan. 5, 2008 (14 points, 13 rebounds, at Syracuse); Jan. 2, 2008 (20 points, 17 rebounds, vs. Rutgers); Dec. 29, 2007 (21 points, 14 rebounds, vs. Winston-Salem State)

20 points and 20 rebounds

March 3, 2007 (Kentrell Gransberry, 26 points, 23 rebounds, at DePaul)

Made 12 Field Goals

Jan. 23, 2010 (Dominique Jones, 15, at Providence)

Made 5 Three-Point Field Goals

Dec. 19, 2009 (Dominique Jones, 5, vs. USFCA)

Made 10 Free Throws

Feb. 27, 2010 (Dominique Jones, 14-16, vs. Providence)

10 Assists

Nov. 27, 2009 (Dominique Jones, 10 vs. FAU)

15 Assists

Feb. 21, 1981 (Vince Reynolds, 15, vs. Georgia State)

5 Blocked Shots

Jan. 7, 2009 (Augustus Gilchrist, 5, vs. Louisville)

5 Steals

Jan. 16, 2010 (Toarlyn Fitzpatrick, 5, vs. Rutgers)

Led USF in Points, Rebounds, Blocks and Steals

Dec. 7, 2006 (McHugh Mattis, 22 points, 10 rebounds, 10 blocks, 3 steals, at Winston Salem State)

Led USF in Points, Rebounds and Assists

Jan. 23, 2010 (Dominique Jones, 46 points, 10 rebounds, 8 assists, at Providence)

Played Every Minute

Feb. 20, 2010 (Dominique Jones, 40 minutes, vs. St. John's)

Played More than 40 minutes

Jan. 28, 2010 (Dominique Jones, 45 minutes, Chris Howard, 43 minutes, Jarrid Famous, 42 minutes, vs. Seton Hall)

Player Fouled Out of Game

Feb. 13, 2010 (Jarrid Famous, at Marquette)

USF Player Received A Technical Foul

Feb. 27, 2010 (Dominique Jones, 4:44 left, 1st half, vs. Providence)

USF Coach Received A Technical Foul

March 1, 2009 (Stan Heath, 12:00 left, 2nd half, vs. West Virginia)

The Last Time USF ...**Won in Overtime**

Jan. 28, 2010 (76-74, vs. Seton Hall)

Lost in Overtime

Dec. 3, 2008 (77-78, at UAB)

Played Two Overtimes

Nov. 29, 2005 (L, 64-69, at FIU)

Played Three Overtimes

Feb. 8, 1979 (L, 73-75, at New Orleans, 4ot)

Shot 60 Percent for a Half

Feb. 16, 2010 (12-20, 60.0 percent, 2nd Half, vs. Cincinnati)

Shot 60 Percent in a Game

Dec. 21, 2005 (27-of-44, 61.4 percent, vs. Stetson)

Shot 50 Percent in Both Halves

Feb. 27, 2010 (58.6 percent, 1st Half; 55.6 percent, 2nd Half, vs. Providence)

Shot less than 30 percent in a Game

March 7, 2009 (29.8 percent, at Rutgers)

Shot 90 percent from the free throw line

Feb. 25, 2009 (94.4 percent at Seton Hall)

Shot 100 percent from the free throw line

Feb. 27, 1981 (12-of-12, at Jacksonville)

Attempted less than five free throws

Feb. 21, 2009 (3-of-3, at Connecticut)

Shot 50 percent from 3-point line

Jan. 31, 2010 (4-of-8, 50 percent, vs. Pitt)

Shot less than 30 percent in a half

Feb. 13, 2010 (11-of-37, 29.7 percent, 2nd Half, at Marquette)

Shot less than 20 percent in a half

Dec. 21, 2008 (4-of-21, 19.0 percent, 1st Half, vs. Wright State)

Shot less than 30 percent in both halves

Jan. 10, 2004 (25.0, 1st Half; 27.6 2nd Half, vs. Louisville)

Shot 55 percent or better and lost

Dec. 21, 2005 (27-of-44, 61.4 percent, vs. Iowa State)

Attempted 40 Free Throws

Dec. 8, 2007 (40, vs. UAB)

Made 30 Free Throws

Feb. 27, 2010 (32, vs. Providence)

Made 30 Field Goals

Feb. 27, 2010 (32, vs. Providence)

Made 40 Field Goals

Nov. 22, 2002 (40, vs. Nova Southeastern)

Made 10 3-pt FGs

Dec. 19, 2009 (10, vs. San Francisco)

Failed to make a 3-pt FG

March 3, 2004 (vs. UAB)

Had 40 rebounds

Feb. 13, 2010 (42, at Marquette)

Had 45 rebounds

Jan. 20, 2009 (48, vs. DePaul)

Had 20 assists

Dec. 2, 2009 (20, vs. Hampton)

Had 10 steals

Jan. 23, 2010 (11, at Providence)

Had 8 blocks

Nov. 27, 2009 (8, vs. FAU)

Had 10 blocks

Jan. 7, 2009 (10, vs. Louisville)

Scored 50 pts in a Half

Feb. 27, 2010 (53, 2nd Half, vs. Providence)

Scored 100 pts (Conference)

Jan. 23, 2010 (Won, 109-105, at Providence)

Scored 100 pts (Non-Conference)

Nov. 17, 2007 (Won, 100-69, vs. FAU)

Scored less than 20 pts in 1st half

Feb. 18, 2009 (17, vs. Georgetown)

Scored less than 20 pts in 2nd half

March 7, 2009 (19, at Rutgers)

Scored less than 50 pts in a game

Feb. 24, 2010 (49, at Villanova)

Had less than 10 turnovers

Feb. 7, 2010 (5, at Notre Dame)

The Last Time an Opponent (Individual) ...**Scored 30 points**

Jan. 6, 2010 (Luke Harangody, 36, Notre Dame)

Scored 35 points

Jan. 6, 2010 (Luke Harangody, 36, Notre Dame)

Two players with 20 points

Feb. 27, 2010 (Jamine Peterson, 26, Sharaud Curry, 26, Providence)

Three players with 20 points

Jan. 23, 2010 (Jamine Peterson, 26, Marshon Brooks, 25, Sharaud Curry, 24, at Providence)

Five players scored in double figures

Jan. 5, 2008 (Donte Green, 21 points; Paul Harris, 20 points; Arinze Onuaku, 16 points; Scoop Jardine, 14 points; Jonny Flynn, 12 points)

Double-Double

Feb. 13, 2010 (Lazar Hayward, 18 points, 14 rebounds, Marquette)

Double-Double with points and assists

Jan. 14, 2009 (Levance Fields, 11 points, 13 assists, Pittsburgh)

Two players had a double-double

Jan. 16, 2010 (Jonathan Mitchell, 13 points, 11 rebounds; Hamady Ndiaye, 13 points, 10 rebounds, Rutgers)

Made 12 field goals

Jan. 5, 2010 (Luke Harangody, 13, Notre Dame)

Made 5 three-point field goals

Jan. 28, 2010 (Jeremy Hazell, 5, Seton Hall)

Made 10 free throws

March 16, 2008 (Doug Wiggins, 11-11, UConn)

Had 15 rebounds

Feb. 7, 2010 (Luke Harangody, 15, Notre Dame)

Had 20 rebounds

Jan. 25, 2003 (Erroyl Bing, 24, East Carolina)

Two players with 10 rebounds

Jan. 16, 2010 (Jonathan Mitchell, 11; Hamady Ndiaye, 10, Rutgers)

Had 10 assists

Jan. 14, 2009 (Levance Fields, 13, Pittsburgh)

5 Blocked Shots

Nov. 20, 2009 (Sam Muldrow, 6, South Carolina)

5 Steals

Feb. 25, 2009 (Robert Mitchell, 5, Seton Hall)

Opposing Player Received A Technical Foul

Feb. 27, 2010 (Sharaud Curry, :14 left, 2nd half, Providence)

Opposing Coach or Team Received A Technical Foul

Feb. 13, 2010 (Buzz Williams, 4:23 left, 1st half, Marquette)

The Last Time an Opponent (Team) ...**Shot less than 30 percent in a game**

Nov. 29, 2008 (Northeastern, 24.1 percent)

Shot less than 30 percent in a game (BIG EAST)

Jan. 24, 2007 (Rutgers, 27.6 percent)

Shot 60 percent in a game

Jan. 3, 2003 (Colorado State, 63.0 percent)

Shot 55 percent or better and lost

March 5, 2003 (Tulane, 55.4 percent)

Scored 100 pts

Jan. 23, 2010 (USF Won, 109-105, at Providence)

Scored 50 pts in a half

Jan. 23, 2010 (52, 2nd Half, Providence)

Scored under 20 pts in 1st half

Dec. 2, 2009 (Hampton, 19)

Scored under 20 pts in 2nd half

March 7, 2009 (Rutgers, 19)

Scored under 50 pts in a game

Dec. 19, 2009 (San Francisco, 49)

Made 10 3-pt FGs

Feb. 27, 2010 (10, Providence)

Made 30 Field Goals

Feb. 27, 2010 (36, Providence)

Had 20 assists

Jan. 28, 2009 (21, Louisville)

Had 25 assists

Jan. 20, 2004 (UAB, 26)

Had 15 steals

Dec. 30, 2009 (Louisville, 16)

Had 8 blocks

Dec. 30, 2009 (Louisville, 8)

Had 10 blocks

Jan. 7, 2009 (Louisville, 10)

Had less than 10 turnovers

Feb. 27, 2010 (6, Providence)

USF 110, FLORIDA SOUTHERN 79 (exhibition)
Nov. 3, 2009 at Tampa, Fla. (Sun Dome)

Player	fg-a	3fg-a	ft-a	o-d-tot	pf	tp	a	to	blk	s	min
Thompson	7-12	0-0	1-2	4-3-7	2	15	0	0	0	1	24
Fredrick	0-3	0-0	4-7	3-2-5	1	4	1	0	0	2	20
Jenkins, B.	4-14	1-3	2-2	2-1-3	1	11	2	3	0	0	30
Jenkins, T.	7-15	1-7	2-4	1-1-2	1	17	1	1	0	0	30
Ellison	4-11	0-2	0-0	0-0-0	4	8	2	1	0	1	20
Wood	5-10	2-4	2-5	1-1-2	3	14	0	3	0	0	14
Hubble	0-0	0-0	0-0	0-1-1	0	0	1	1	0	0	5
Miller	0-0	0-0	0-0	1-1-2	0	0	1	0	0	0	6
Rayfield	0-0	0-0	0-0	0-1-1	0	0	0	0	0	0	0
Hawkins	2-4	0-0	0-0	1-3-4	1	4	0	1	0	1	17
Wooten	1-4	0-0	0-0	3-1-4	2	2	1	1	0	1	15
Bailey	2-3	0-0	0-0	0-1-1	1	4	0	1	0	0	6
Gardner	0-2	0-0	0-0	1-2-3	1	0	1	0	0	0	13
TEAM				6-2-8							
Totals	32-78	4-16	11-20	23-20-43	17	79	10	12	1	5	200

TOTAL FG%	1st: 14-36 38.9%	2nd: 18-42 42.9%	Game: 41.0%
3-Pt. FG%	1st: 2-9 22.2%	2nd: 2-7 28.6%	Game: 25.0%
F Throw %	1st: 2-4 50.0%	2nd: 9-16 56.3%	Game: 55.0%

Player	fg-a	3fg-a	ft-a	o-d-tot	pf	tp	a	to	blk	s	min
Gilchrist	4-9	0-3	1-1	2-2-4	4	9	0	2	4	0	18
Famous	9-12	0-0	2-2	5-3-8	2	20	6	2	1	27	
Howard	3-6	0-0	0-1	2-1-3	2	6	1	0	0	1	21
Jones	7-12	1-3	5-9	0-6-6	0	20	8	1	2	25	
Mercer	7-10	2-3	1-1	1-1-2	1	17	2	1	1	0	24
Dumars	2-4	2-4	0-0	0-2-2	1	6	2	0	0	0	17
Leemow	2-3	0-1	0-1	1-2-3	2	4	5	1	0	2	18
Kardok	2-2	1-1	1-2	0-2-2	1	6	2	0	0	1	10
Noriega	2-4	2-4	0-0	0-0-0	0	6	0	0	0	0	9
Burwell	1-3	0-1	0-0	0-0-0	2	2	0	1	0	0	7
Fitzpatrick	6-9	0-0	2-3	1-7-8	2	14	2	3	0	0	24
Team				2-3-5							
Totals	45-74	8-20	12-20	14-29-43	17	110	28	8	8	7	200

TOTAL FG%	1st: 19-37 51.4%	2nd: 26-37 70.3%	Game: 60.8%
3-Pt. FG%	1st: 2-10 20.0%	2nd: 6-10 60.0%	Game: 40.0%
F Throw %	1st: 8-11 72.7%	2nd: 4-9 44.4%	Game: 60.0%

Score by Periods	1st	2nd	Total
Florida Southern	32	47	79
USF	48	62	110

USF 67, SMU 61
Nov. 13, 2009 Dallas, Texas (Moody Coliseum)

Player	fg-a	3fg-a	ft-a	o-d-tot	pf	tp	a	to	blk	s	min
Famous	2-5	0-0	5-8	0-2-2	4	9	0	3	0	0	29
Gilchrist	8-12	1-1	6-8	4-5-9	2	23	0	4	2	0	31
Howard	6-8	0-2	2-2	0-4-4	2	14	7	1	1	0	38
Jones	4-11	3-8	2-2	1-5-6	3	13	6	3	0	1	36
Mercer	3-6	2-3	0-1	0-3-3	1	8	0	0	0	2	21
Dumars	0-0	0-0	0-0	0-0-0	1	0	0	0	0	0	5
Leemow	0-3	0-2	0-0	0-1-1	5	0	0	2	0	2	17
Noriega	0-1	0-0	0-0	0-0-0	0	0	0	0	0	0	1
Burwell	0-1	0-1	0-0	0-0-0	1	0	0	0	0	0	2
Fitzpatrick	0-0	0-0	0-0	1-2-3	2	0	0	0	0	0	20
TEAM				2-1-3							
Totals	23-47	6-17	15-21	8-23-31	21	67	13	13	3	5	200

TOTAL FG%	1st: 10-27 37.0%	2nd: 13-20 65.0%	Game: 48.9%
3-Pt. FG%	1st: 2-9 22.2%	2nd: 4-8 50.0%	Game: 35.3%
F Throw %	1st: 7-9 77.8%	2nd: 8-12 66.7%	Game: 71.4%

Player	fg-a	3fg-a	ft-a	o-d-tot	pf	tp	a	to	blk	s	min
Faye	5-11	1-5	1-3	0-4-4	4	12	1	0	2	1	28
Dia	2-7	0-0	2-2	3-5-8	4	6	1	1	0	0	20
Williams	8-13	0-2	3-4	0-1-1	1	19	2	2	0	0	37
McCoy	4-11	0-3	0-1	1-6-7	1	8	2	2	0	3	38
Harp	0-3	0-0	2-2	2-0-2	0	2	0	4	0	0	24
Clinkscales	2-2	2-2	0-0	0-0-0	1	6	0	0	0	1	7
Haynes	1-2	0-0	0-0	1-0-1	3	2	0	0	0	0	14
Otis	0-0	0-0	0-0	0-0-0	4	0	1	0	0	0	7
Nyakundi	1-4	1-2	2-2	1-0-1	0	5	1	1	0	0	9
Luttman	0-0	0-0	1-3	0-4-4	3	1	0	1	0	1	16
TEAM				3-0-3							
Totals	23-53	4-14	11-17	11-20-31	21	61	7	12	2	6	200

TOTAL FG%	1st: 10-26 38.5%	2nd: 13-27 48.1%	Game: 43.4%
3-Pt. FG%	1st: 2-8 25.0%	2nd: 2-6 33.3%	Game: 28.6%
F Throw %	1st: 10-14 71.4%	2nd: 1-3 33.3%	Game: 64.7%

Score by Periods	1st	2nd	Total
USF	29	38	67
SMU	32	29	61

Points in the paint-USF 20, SMU 28. Points off turnovers-USF 15, SMU 16.
2nd chance points-USF 14, SMU 12. Fast break points-USF 4, SMU 4.
Bench points-USF 0, SMU 14. Score tied-5 times.
Lead changed-11 times. Attendance: 2213
Last FG-USF 2nd-01:24, SMU 2nd-00:05.
Largest lead-USF by 9 2nd-05:32, SMU by 6 1st-18:38.

USF 66, VIRGINIA 49
Nov. 16, 2009 at Tampa, Fla. (Sun Dome)

Player	fg-a	3fg-a	ft-a	o-d-tot	pf	tp	a	to	blk	s	min
Scott	4-9	0-0	1-2	1-4-5	5	9	0	0	0	0	16
Farrakhan	1-9	0-2	1-1	0-1-1	1	3	2	1	0	0	29
Zeglinski	1-4	0-1	0-0	0-0-0	4	2	2	2	1	2	24
Landesberg	5-14	0-1	4-4	1-1-2	1	14	2	0	0	0	33
Jones	3-10	1-7	0-0	1-4-5	0	7	0	0	0	1	28
Evans	1-1	0-0	0-0	0-0-0	1	2	0	4	0	1	13
Baker	2-4	1-1	0-0	1-1-2	2	5	1	0	0	0	15
Sherrill	0-0	0-0	2-2	0-1-1	0	2	0	0	0	0	4
Spurlock	0-0	0-0	1-2	1-0-1	0	1	0	2	0	0	9
Tat	0-0	0-0	0-0	0-0-0	0	0	0	0	0	0	2
Meynsse	0-1	0-0	4-6	2-2-4	3	4	0	0	0	1	27
TEAM				2-1-3							
Totals	17-52	2-12	13-17	9-15-24	17	49	7	9	1	5	200

TOTAL FG%	1st: 11-30 36.7%	2nd: 6-22 27.3%	Game: 32.7%
3-Pt. FG%	1st: 0-5 0.0%	2nd: 2-7 28.6%	Game: 16.7%
F Throw %	1st: 5-7 71.4%	2nd: 8-10 80.0%	Game: 76.5%

Player	fg-a	3fg-a	ft-a	o-d-tot	pf	tp	a	to	blk	s	min
Gilchrist	5-9	1-1	7-7	3-5-8	4	18	3	6	3	0	34
Famous	4-4	0-0	4-7	1-7-8	4	12	2	1	1	0	30
Howard	1-4	0-1	0-0	2-1-3	2	2	1	2	0	0	30
Jones	10-18	1-4	1-1	1-6-7	3	22	4	1	0	4	38
Mercer	1-3	0-1	1-2	0-4-4	0	3	0	2	0	0	23
Dumars	0-1	0-1	0-0	0-0-0	1	0	0	0	0	0	1
Leemow	3-4	3-3	0-1	0-2-2	0	9	1	0	0	1	28
Kardok	0-0	0-0	0-0	0-0-0	0	0	0	0	0	0	1
Noriega	0-0	0-0	0-0	0-0-0	0	0	0	0	0	0	2
Burwell	0-1	0-0	0-0	0-0-0	0	0	0	0	0	0	1
Fitzpatrick	0-1	0-0	0-0	0-1-1	3	0	0	1	0	1	12
TEAM				1-1-2							
Totals	24-45	5-11	13-18	8-27-35	17	66	11	14	4	6	200

TOTAL FG%	1st: 12-22 54.5%	2nd: 12-23 52.2%	Game: 53.3%
3-Pt. FG%	1st: 2-6 33.3%	2nd: 3-5 60.0%	Game: 45.5%
F Throw %	1st: 5-8 62.5%	2nd: 8-10 80.0%	Game: 72.2%

Score by Periods

1st	2nd	Total	
Virginia	27	22	49
USF	31	35	66

Points in the paint-VA 14, USF 30. Points off turnovers-VA 14, USF 10.
2nd chance points-VA 6, USF 11. Fast break points-VA 2, USF 6.
Bench points-VA 14, USF 9. Score tied-4 times.
Lead changed-3 times. Attendance: 4193
Last FG-VA 2nd-00:40, USF 2nd-00:57.
Largest lead-VA by 6 1st-14:05, USF by 21 2nd-00:57.

USF 65, DAVIDSON 58
Nov. 19, 2009 Charleston Classic at Carolina First Arena

Player	fg-a	3fg-a	ft-a	o-d-tot	pf	tp	a	to	blk	s	min
Gilchrist	3-9	0-0	15-16	2-6-8	3	21	0	2	1	2	31
Mercer	3-7	0-1	0-2	2-1-3	3	6	2	1	0	3	29
Famous	2-6	0-0	0-2	1-10-11	0	4	1	4	0	0	34
Howard	1-4	1-3	6-8	1-3-4	3	9	2	4	1	1	38
Jones	8-15	0-2	1-5	2-8-10	3	17	6	5	0	3	36
Dumars	0-1	0-1	0-0	0-0-0	0	0	0	0	0	0	1
Leemow	2-4	2-4	0-1	0-0-0	1	6	0	0	0	0	17
Fitzpatrick	1-3										

USF 76, KENT STATE 54
Nov. 25, 2009 at Tampa, Fla. (Sun Dome)

Player	fg-a	3fg-a	ft-a	o-d-tot	pf	tp	a	to	blk	s	min
Greene	6-12	0-0	1-2	2-4-6	1	13	0	4	1	1	23
Parks	2-4	0-0	0-0	4-2-6	1	4	1	1	0	1	19
Evans	3-12	2-6	0-2	1-2-3	1	8	1	1	0	1	32
McKee	2-6	2-5	0-0	1-1-2	1	6	1	0	0	0	23
Sherman	5-11	0-1	1-2	2-2-4	3	11	2	1	0	1	26
Joyce	0-0	0-0	0-0	0-0-0	0	0	2	0	0	0	8
Holt	1-3	0-1	0-0	0-0-0	1	2	1	2	0	1	12
Pinkney	0-2	0-0	0-0	0-0-0	0	0	0	0	0	0	4
Simpson	2-9	0-1	2-2	3-3-6	3	6	0	0	0	0	23
Avila	1-1	0-0	0-2	2-0-2	1	2	0	3	0	0	5
Henry-Ala	1-4	0-1	0-0	2-1-3	1	2	0	1	0	2	20
Grimley	0-0	0-0	0-0	1-1-2	0	0	0	0	0	0	5
TEAM											
Totals	23-64	4-15	4-10	18-18-36	13	54	8	13	2	6	200

TOTAL FG% 1st: 9-29 31.0% 2nd: 14-35 40.0% Game: 35.9%
3-Pt. FG% 1st: 1-7 14.3% 2nd: 3-8 37.5% Game: 26.7%
F Throw % 1st: 1-2 50.0% 2nd: 3-8 37.5% Game: 40.0%

Player	fg-a	3fg-a	ft-a	o-d-tot	pf	tp	a	to	blk	s	min
Gilchrist	8-14	3-4	0-0	4-3-7	0	19	1	3	1	1	30
Famous	7-8	0-0	2-3	5-3-8	0	16	2	2	0	0	27
Howard	1-4	0-2	0-0	1-0-1	0	2	7	1	0	0	20
Jones	4-5	1-2	1-1	0-4-4	1	10	4	1	0	0	24
Mercer	2-5	1-3	1-2	0-5-5	0	6	0	1	0	1	17
Dumars	2-4	2-4	0-0	0-0-0	2	6	0	0	0	0	13
Leemow	1-5	1-4	0-0	0-3-3	1	3	3	1	0	2	15
Kardok	0-1	0-0	0-0	0-0-0	2	0	1	1	0	1	10
Noriega	1-3	1-2	0-0	0-1-1	0	3	0	0	0	0	10
Burwell	1-4	0-1	0-0	0-2-2	1	2	2	0	0	0	14
Fitzpatrick	4-8	0-0	1-2	1-3-4	1	9	1	3	2	0	20
TEAM											
Totals	31-61	9-22	5-8	14-26-40	8	76	21	13	3	5	200

TOTAL FG% 1st: 17-31 54.8% 2nd: 14-30 46.7% Game: 50.8%
3-Pt. FG% 1st: 5-12 41.7% 2nd: 4-10 40.0% Game: 40.9%
F Throw % 1st: 2-4 50.0% 2nd: 3-4 75.0% Game: 62.5%

Score by Periods	1st	2nd	Total
Kent State	20	34	54
USF	41	35	76

Points in the paint-KSU 34,USF 30. Points off turnovers-KSU 18,USF 15.
2nd chance points-KSU 10,USF 8. Fast break points-KSU 2,USF 2.
Bench points-KSU 12,USF 23. Score tied-1 time.
Lead changed-0 times. Attendance: 4189
Last FG-KSU 2nd-03:53, USF 2nd-01:21.
Largest lead-KSU None, USF by 28 2nd-09:28.

USF 78, FAU 58
Nov. 27, 2009 at Tampa, Fla. (Sun Dome)

Player	fg-a	3fg-a	ft-a	o-d-tot	pf	tp	a	to	blk	s	min
McCoy	0-3	0-0	4-6	3-5-8	1	4	0	1	1	0	23
Royster	5-14	0-0	0-0	2-5-7	0	10	2	1	4	0	32
Simpson	4-6	0-0	0-1	1-2-3	3	8	0	2	0	0	27
Taylor	5-13	2-5	0-0	0-3-3	2	12	8	1	0	0	34
Gantt	6-13	5-8	2-2	1-1-2	0	19	0	0	0	0	23
Richardson	0-7	0-2	0-0	1-1-2	1	0	3	0	0	0	23
Mattison	0-1	0-0	0-0	0-1-1	2	0	0	0	1	0	9
Tucker	0-1	0-1	2-2	1-1-2	1	2	0	3	0	0	7
O'Sullivan	0-0	0-0	0-0	0-0-0	0	0	0	1	0	0	2
Hughley	0-1	0-1	2-2	0-0-0	0	2	0	0	0	0	11
Stewart	0-0	0-0	0-0	0-0-0	0	0	0	0	0	0	2
Davis	0-0	0-0	1-2	1-1-2	1	1	0	1	1	0	7
TEAM											
Totals	20-59	7-17	11-15	15-20-35	11	58	13	10	7	1	198

TOTAL FG% 1st: 12-25 48.0% 2nd: 8-34 23.5% Game: 33.9%
3-Pt. FG% 1st: 5-11 45.5% 2nd: 2-6 33.3% Game: 41.2%
F Throw % 1st: 0-0 0.0% 2nd: 11-15 73.3% Game: 73.3%

Player	fg-a	3fg-a	ft-a	o-d-tot	pf	tp	a	to	blk	s	min
Gilchrist	10-12	2-2	5-7	1-6-7	1	27	0	4	3	1	33
Famous	2-7	0-0	2-4	4-5-9	2	6	0	1	1	0	31
Howard	5-8	3-4	2-2	1-5-6	1	15	4	0	0	0	33
Jones	4-13	1-7	2-2	2-2-4	1	11	10	2	2	1	35
Mercer	4-4	1-1	0-0	0-1-1	1	9	3	1	1	0	21
Dumars	0-0	0-0	0-0	0-0-0	1	0	0	0	0	0	2
Leemow	1-5	1-3	0-0	1-0-1	3	3	0	0	1	1	19
Kardok	0-0	0-0	0-0	0-0-0	0	0	0	1	0	0	3
Noriega	2-4	2-3	0-0	0-0-0	2	6	0	0	0	0	6
Burwell	0-0	0-0	0-0	0-0-0	0	0	0	0	0	0	3
Fitzpatrick	0-4	0-1	1-2	2-3-5	0	1	2	0	0	0	14
TEAM											
Totals	28-57	10-21	12-17	12-26-38	12	78	19	9	8	3	199

TOTAL FG% 1st: 13-32 40.6% 2nd: 15-25 60.0% Game: 49.1%
3-Pt. FG% 1st: 6-12 50.0% 2nd: 4-9 44.4% Game: 47.6%
F Throw % 1st: 3-4 75.0% 2nd: 9-13 69.2% Game: 70.6%

Score by Periods	1st	2nd	Total
FAU	29	29	58
USF	35	43	78

Points in the paint-FAU 18,USF 24. Points off turnovers-FAU 9,USF 12.
2nd chance points-FAU 9,USF 11. Fast break points-FAU 2,USF 4.
Bench points-FAU 5,USF 10. Score tied-1 time.
Lead changed-2 times. Attendance: 4571
Last FG-FAU 2nd-02:08, USF 2nd-01:19.
Largest lead-FAU by 1 1st-18:55, USF by 22 2nd-09:07.

USF 75, HAMPTON 55
Dec. 2, 2009 at Tampa, Fla. (Sun Dome)

Player	fg-a	3fg-a	ft-a	o-d-tot	pf	tp	a	to	blk	s	min
Freeman	1-5	0-0	1-2	1-1-2	5	3	1	2	0	0	21
Lola-Charles	0-0	0-0	1-2	1-0-1	1	1	0	0	0	0	4
Pellum	1-6	1-3	0-0	0-2-2	2	3	1	2	0	1	23
Simpson	1-9	0-4	0-0	0-1-1	1	2	1	4	0	0	22
Tutt	2-4	0-1	3-8	2-0-2	0	7	3	3	0	0	23
Brooks	0-1	0-0	0-0	0-0-0	0	0	2	1	0	0	12
Tunnell	0-0	0-0	0-0	0-0-0	0	0	0	1	0	0	2
Funches	3-6	1-2	4-6	1-9-10	2	11	1	0	1	2	34
Tolson	3-6	2-4	0-0	2-4-6	0	8	2	0	0	0	16
Morgan	4-8	1-3	1-3	0-3-3	1	10	0	1	0	0	22
Ntoko	2-2	0-0	0-1	1-0-1	0	4	0	0	0	0	4
Reed	2-2	0-0	2-7	1-3-4	2	6	0	1	0	1	17
TEAM											
Totals	19-49	5-17	12-29	9-24-33	14	55	11	14	2	3	200

TOTAL FG% 1st: 6-24 25.0% 2nd: 13-25 52.0% Game: 38.8%
3-Pt. FG% 1st: 3-12 25.0% 2nd: 2-5 40.0% Game: 29.4%
F Throw % 1st: 4-8 50.0% 2nd: 8-21 38.1% Game: 41.4%

Player	fg-a	3fg-a	ft-a	o-d-tot	pf	tp	a	to	blk	s	min
Gilchrist	4-10	0-1	1-3	2-5-7	2	9	1	0	0	0	24
Famous	7-10	0-0	2-4	4-6-10	2	16	0	1	0	0	28
Howard	3-4	1-2	6-8	0-0-0	1	13	8	1	0	0	32
Jones	5-11	3-5	0-2	0-6-6	4	13	6	2	0	0	34
Mercer	2-4	1-2	0-0	0-2-2	4	5	2	2	0	2	16
Dumars	0-2	0-2	0-0	0-0-0	0	0	0	0	0	0	5
Leemow	0-2	0-2	0-0	1-0-1	3	0	1	2	0	0	14
Kardok	0-1	0-0	0-0	0-1-1	0	0	0	0	0	1	7
Noriega	0-2	0-2	0-0	0-2-2	0	0	1	0	0	0	12
Burwell	2-6	2-2	1-2	2-0-2	3	7	0	0	0	0	7
Fitzpatrick	5-9	0-0	1-2	1-3-4	3	11	2	1	0	0	21
TEAM											
Totals	28-61	7-18	11-21	14-29-43	22	74	20	10	2	3	200

TOTAL FG% 1st: 15-28 53.6% 2nd: 13-33 39.4% Game: 45.9%
3-Pt. FG% 1st: 3-8 37.5% 2nd: 4-10 40.0% Game: 38.9%
F Throw % 1st: 2-7 28.6% 2nd: 9-14 64.3% Game: 52.4%

Score by Periods	1st	2nd	Total
Hampton	19	36	55
USF	35	39	74

Points in the paint-HAM 28,USF 36. Points off turnovers-HAM 9,USF 21.
2nd chance points-HAM 4,USF 16. Fast break points-HAM 12,USF 6.
Bench points-HAM 39,USF 18. Score tied-0 times.
Lead changed-0 times. Attendance: 2753
Last FG-HAM 2nd-01:33, USF 2nd-03:28.
Largest lead-HAM None, USF by 31 2nd-12:07.

CENTRAL MICHIGAN 59, USF 56
Dec. 13, 2009 at Tampa, Fla. (Sun Dome)

Player	fg-a	3fg-a	ft-a	o-d-tot	pf	tp	a	to	blk	s	min
Thomas	1-3	1-2	2-2	0-4-4	0	5	1	2	0	0	17
McClure	2-4	0-0	1-2	2-1-3	2	5	0	2	0	3	21
Bitzer	4-8	4-8	0-0	1-0-1	3	12	1	2	0	1	27
Harman	4-13	4-9	2-2	0-0-0	4	14	2	2	1	2	35
Weary	3-5	0-1	0-0	1-1-2	2	6	0	2	0	0	25
Rashid	0-4	0-0	2-3	0-3-3	2	2	4	4	0	1	23
Craddock	0-0	0-0	0-0	0-0-0	1	0	0	0	0	0	4
Spica											

USF 69, SAN DIEGO 60
Dec. 20, 2009 at Holiday Hoops Classic

Player	fg-a	3fg-a	ft-a	o-d-tot	pf	tp	a	to	blk	s	min
Howard	3-8	2-2	3-6	1-5-6	1	11	2	1	0	1	40
Jones	4-7	1-1	9-11	0-5-5	4	18	6	4	0	3	37
Famous	5-9	0-0	4-5	1-6-7	3	14	1	1	1	0	34
Fitzpatrick	3-8	0-1	1-2	1-4-5	3	7	1	0	0	1	20
Mercer	8-13	1-4	2-4	2-2-4	1	19	2	1	1	0	37
Leemow	0-0	0-0	0-0	0-0-0	3	0	0	0	0	0	9
Kardok	0-4	0-2	0-0	1-0-1	1	0	2	0	0	0	20
Burwell	0-1	0-1	0-0	0-0-0	0	0	0	0	0	0	3
TEAM				1-2-3							
Totals	23-50	4-11	19-28	7-24-31	16	69	14	7	2	6	200

TOTAL FG% 1st: 11-25 44.0% 2nd: 12-25 48.0% Game: 46.0%
3-Pt. FG% 1st: 3-7 42.9% 2nd: 1-4 25.0% Game: 36.4%
F Throw % 1st: 5-9 55.6% 2nd: 14-19 73.7% Game: 67.9%

Player	fg-a	3fg-a	ft-a	o-d-tot	pf	tp	a	to	blk	s	min
Johnson	3-15	2-9	4-4	1-2-3	2	12	4	3	0	2	36
Ginty	5-7	3-4	0-0	0-6-6	3	13	1	2	0	0	34
Lewis	2-6	1-3	4-4	2-4-6	0	9	1	3	0	0	29
Dorr	2-6	2-4	0-0	0-1-1	3	6	0	0	0	0	25
Mafra	4-6	0-0	3-6	0-3-3	3	11	1	1	0	0	24
Miles	0-2	0-0	0-0	0-2-2	3	0	0	1	0	0	15
McCollom	1-4	1-2	1-2	0-0-0	1	4	2	2	0	0	10
Crescencio	0-0	0-0	0-0	0-0-0	2	0	0	1	1	0	3
Rancifer	1-1	0-0	0-0	1-1-2	1	2	0	0	0	0	3
Houston	0-2	0-0	3-4	2-2-4	2	3	0	1	0	0	10
Manresa	0-1	0-0	0-0	1-2-3	0	0	1	0	0	0	11
TEAM				3-0-3							
Totals	18-50	9-22	15-20	10-23-33	20	60	10	14	1	2	200

TOTAL FG% 1st: 11-27 40.7% 2nd: 7-23 30.4% Game: 36.0%
3-Pt. FG% 1st: 4-8 50.0% 2nd: 5-14 35.7% Game: 40.9%
F Throw % 1st: 6-6 100% 2nd: 9-14 64.3% Game: 75.0%

Score by Periods	1st	2nd	Total
USF	30	39	69
San Diego	32	28	60

Points in the paint-USF 34, USD 14. Points off turnovers-USF 15, USD 7.
2nd chance points-USF 11, USD 4. Fast break points-USF 10, USD 0.
Bench points-USF 0, USD 9. Score tied-9 times.
Lead changed-8 times. Attendance:
Last FG-USF 2nd-00:05, USD 2nd-00:31.
Largest lead-USF by 9 2nd-00:05, USD by 8 2nd-15:55.

LOUISVILLE 73, USF 52
Dec. 30, 2009 at Louisville, Ky. (Freedom Hall)

Player	fg-a	3fg-a	ft-a	o-d-tot	pf	tp	a	to	blk	s	min
Famous	6-13	0-0	0-3	4-6-10	3	12	0	3	1	1	33
Fitzpatrick	3-8	0-0	5-10	7-4-11	3	11	0	3	2	1	23
Howard	3-9	0-3	2-3	1-2-3	5	8	2	2	0	0	34
Jones	2-6	0-1	1-4	0-3-3	5	5	2	3	0	2	24
Mercer	2-7	0-2	5-7	1-1-2	1	9	2	3	0	1	34
Leemow	1-1	0-0	0-0	1-1-1	1	2	1	5	0	2	9
Kardok	1-1	1-1	0-0	1-0-1	3	3	0	2	0	1	27
Noriega	0-0	0-0	0-0	0-1-1	0	0	0	0	0	0	7
Burwell	1-5	0-2	0-0	1-1-2	1	2	0	0	0	0	9
TEAM				2-1-3							
Totals	19-50	1-9	13-27	17-20-37	22	52	7	21	3	9	200

TOTAL FG% 1st: 13-31 41.9% 2nd: 6-19 31.6% Game: 38.0%
3-Pt. FG% 1st: 1-6 16.7% 2nd: 0-3 0.0% Game: 11.1%
F Throw % 1st: 4-12 33.3% 2nd: 9-15 60.0% Game: 48.1%

Player	fg-a	3fg-a	ft-a	o-d-tot	pf	tp	a	to	blk	s	min
Delk	1-5	0-3	0-0	1-0-1	0	2	0	0	0	0	24
Swopshire	4-7	0-1	4-5	3-4-7	2	12	1	1	0	3	30
Samuels	6-12	0-0	0-2	2-4-6	4	12	0	1	3	0	25
Sosa	6-11	2-5	2-4	1-3-4	1	16	5	2	2	0	28
Smith	2-2	0-0	2-4	3-3-6	2	6	2	4	1	3	24
Knowles	2-7	1-3	0-0	3-0-3	4	5	1	2	0	4	20
Siva	1-3	0-2	2-2	1-0-1	1	4	0	4	0	0	12
Buckles	3-5	0-0	0-0	3-3-6	2	6	0	0	0	0	10
Kuric	1-4	0-1	0-0	1-2-3	1	2	1	0	0	2	12
Jennings	3-7	0-0	2-5	2-1-3	2	8	0	1	4	2	15
TEAM				1-0-1							
Totals	29-63	3-15	12-22	21-20-41	19	73	10	15	8	16	200

TOTAL FG% 1st: 14-29 48.3% 2nd: 15-34 44.1% Game: 46.0%
3-Pt. FG% 1st: 2-9 22.2% 2nd: 1-6 16.7% Game: 20.0%
F Throw % 1st: 2-6 33.3% 2nd: 10-16 62.5% Game: 54.5%

Score by Periods	1st	2nd	Total
USF	31	21	52
Louisville	32	41	73

Points in the paint-USF 34, LOU 44. Points off turnovers-USF 17, LOU 24.
2nd chance points-USF 17, LOU 22. Fast break points-USF 8, LOU 6.
Bench points-USF 7, LOU 25. Score tied-2 times.
Lead changed-2 times. Attendance: 19386
Last FG-USF 2nd-02:02, LOU 2nd-00:20.
Largest lead-USF by 1 1st-15:57, LOU by 21 2nd-00:20.

NOTRE DAME 74, USF 73
Jan. 5, 2010 at Tampa, Fla. (Sun Dome)

Player	fg-a	3fg-a	ft-a	o-d-tot	pf	tp	a	to	blk	s	min
Nash	3-8	0-0	5-6	6-1-7	2	11	2	1	0	0	31
Abromaitis	4-10	1-4	1-1	1-3-4	0	10	3	2	0	1	35
Harangody	13-23	4-5	6-7	3-3-6	3	36	1	2	0	1	40
Jackson	3-12	1-3	4-4	0-3-3	3	11	3	1	0	1	40
Hansborough	1-6	0-2	1-2	0-2-2	3	3	3	2	0	0	36
Peoples	0-1	0-1	0-0	1-0-1	2	0	1	0	0	0	10
Scott	1-1	1-1	0-0	2-3-5	1	3	1	1	2	0	8
TEAM				3-3-6							
Totals	25-61	7-16	17-20	16-18-34	14	74	14	9	2	3	200

TOTAL FG% 1st: 12-32 37.5% 2nd: 13-29 44.8% Game: 41.0%
3-Pt. FG% 1st: 4-11 36.4% 2nd: 3-5 60.0% Game: 43.8%
F Throw % 1st: 5-6 83.3% 2nd: 12-14 85.7% Game: 85.0%

Player	fg-a	3fg-a	ft-a	o-d-tot	pf	tp	a	to	blk	s	min
Famous	7-10	0-0	0-0	3-3-6	4	14	0	4	4	0	36
Fitzpatrick	4-5	0-0	5-7	2-4-6	3	13	0	2	3	0	36
Howard	2-6	2-4	2-2	1-2-3	2	8	4	1	0	1	40
Jones	9-20	3-7	5-6	1-3-4	1	26	5	3	0	1	40
Mercer	4-9	0-2	2-2	1-9-10	3	10	0	1	1	4	36
Kardok	0-0	0-0	0-0	0-0-0	0	0	0	0	0	0	1
Burwell	1-1	0-0	0-0	0-0-0	1	2	0	0	0	0	11
TEAM				0-1-1							
Totals	27-51	5-13	14-17	8-22-30	14	73	9	11	8	6	200

TOTAL FG% 1st: 13-27 48.1% 2nd: 14-24 58.3% Game: 52.9%
3-Pt. FG% 1st: 3-8 37.5% 2nd: 2-5 40.0% Game: 38.5%
F Throw % 1st: 4-5 80.0% 2nd: 10-12 83.3% Game: 82.4%

Score by Periods	1st	2nd	Total
Notre Dame	33	41	74
USF	33	40	73

Points in the paint-ND 26, USF 34. Points off turnovers-ND 5, USF 11.
2nd chance points-ND 15, USF 14. Fast break points-ND 0, USF 4.
Bench points-ND 3, USF 2. Score tied-11 times.
Lead changed-13 times. Attendance: 5107
Last FG-ND 2nd-01:31, USF 2nd-00:25.
Largest lead-ND by 13 2nd-12:02, USF by 5 1st-15:43.

SYRACUSE 82, USF 65
Jan. 10, 2010 at Syracuse, N.Y. (Carrier Dome)

Player	fg-a	3fg-a	ft-a	o-d-tot	pf	tp	a	to	blk	s	min
Fitzpatrick	1-5	0-0	0-2	2-3-5	2	2	1	2	1	1	20
Mercer	6-9	0-1	1-2	3-3-6	2	13	2	0	0	1	33
Famous	4-11	0-0	1-1	5-7-12	3	9	0	2	0	1	30
Howard	2-6	0-3	3-3	0-3-3	4	7	2	2	1	2	37
Jones	7-13	3-6	13-17	4-5-9	4	30	3	4	1	2	38
Crater	0-6	0-6	0-0	0-0-0	0	0	2	2	0	0	25
Rivas	1-1	0-0	0-0	0-0-0	1	2	0	0	0	0	4
Kardok	1-2	0-1	0-0	0-1-1	2	2	0	1	0	0	7
Noriega	0-1	0-1	0-0	0-0-0	0	0	0	0	0	0	3
Burwell	0-1	0-0	0-0	0-1-1	1	0	1	0	0	0	3
TEAM				0-1-1							
Totals	22-55	3-18	18-25	14-24-38	19	65	11	16	3	7	200

TOTAL FG% 1st: 10-24 41.7% 2nd: 12-31 38.7% Game: 40.0%
3-Pt. FG% 1st: 1-6 16.7% 2nd: 2-12 16.7% Game: 16.7%
F Throw % 1st: 7-12 58.3% 2nd: 11-13 84.6% Game: 72.0%

Player	fg-a	3fg-a	ft-a	o-d-tot	pf	tp	a	to	blk	s	min
Jackson	7-12	0-0	1-2	2-2-4	2	15	0	1	4	2	26
Johnson	6-14	1-3	6-6	4-9-13	4	19	1	3	1	0	37
Onuaku	5-5	0-0	2-4	1-3-4	4	12	0	1	0	1	20
Rautins	2-6	2-4	2-3	0-2-2	2	8	7	0	0	2	33
Triche	5-10	0-3	0-3	3-3-6	2	10	5	2	0	0	29
Jones	2-4	2-4	0-0	0-1-1	0	6	0	1	0	0	9
Jardine	3-7	0-3	2-2	0-3-3	3	8	4	2	0	1	28
Joseph	1-2	0-0	0-0	0-0-0	0	2	1	1	0	0	11
Riley	1-1	0-0	0-0	0-0-0	1	2					

CINCINNATI 78, USF 70

Jan. 20, 2010 at Cincinnati, Ohio (Fifth Third Arena)

USF 70 Player	fg-a	3fg-a	ft-a	o-d-tot	pf	tp	a	to	blk	s	min
Fitzpatrick	2-5	0-0	1-2	0-2-2	3	5	0	2	0	0	18
Famous	5-9	0-0	4-7	2-5-7	2	14	1	3	2	1	39
Howard	5-10	2-5	4-4	6-4-10	3	16	3	0	0	1	33
Jones	8-19	1-7	4-4	2-4-6	4	21	4	1	0	1	38
Mercer	5-12	0-2	0-0	0-4-4	3	10	1	0	0	0	33
Crater	2-5	0-3	0-0	1-1-2	3	4	3	1	0	2	32
Rivas	0-1	0-0	0-0	1-0-1	0	0	0	0	0	0	4
Burwell	0-1	0-1	0-0	0-0-0	0	0	0	0	0	0	3
Totals	27-62	3-18	13-17	12-20-32	18	70	12	7	2	5	200

TOTAL FG%	1st: 13-27 48.1%	2nd: 14-35 40.0%	Game: 43.5%
3-Pt. FG%	1st: 0-0 0.0%	2nd: 3-12 25.0%	Game: 16.7%
FThrow %	1st: 6-7 85.7%	2nd: 7-10 70.0%	Game: 76.5%

Cincinnati 78

Player	fg-a	3fg-a	ft-a	o-d-tot	pf	tp	a	to	blk	s	min
Bishop	6-11	1-3	2-4	1-2-3	0	15	3	1	2	0	35
Gates	4-7	0-0	0-3	2-0-2	4	8	1	1	0	0	10
Toyley	4-5	0-0	1-2	2-6-8	3	9	1	0	1	1	28
Vaughn	5-10	3-5	7-7	0-5-5	3	20	4	1	0	0	35
Parker	6-8	1-2	2-3	0-4-4	0	15	5	0	1	0	35
Wright	0-0	0-0	0-0	0-0-0	0	0	0	1	0	0	4
Dixon	3-8	0-2	0-0	0-1-1	1	6	0	2	0	1	22
Davis	0-1	0-0	0-2	0-1-1	0	0	1	0	0	0	5
Wilks	0-2	0-2	0-0	0-1-1	2	0	0	2	0	0	10
McClain	1-1	0-0	1-2	0-2-0	0	3	0	0	0	0	7
Thomas	1-1	0-0	0-0	1-1-2	1	2	0	0	1	0	9
TEAM				0-2-2							
Totals	30-54	5-14	13-23	8-23-31	14	78	15	8	5	2	200

TOTAL FG%	1st: 15-30 50.0%	2nd: 15-24 62.5%	Game: 55.6%
3-Pt. FG%	1st: 4-11 36.4%	2nd: 1-3 33.3%	Game: 35.7%
FThrow %	1st: 7-9 77.8%	2nd: 6-14 42.9%	Game: 56.5%

Score by Periods	1st	2nd	Total
USF	32	38	70
Cincinnati	41	37	78

Points in the paint-USF 42, UC 44. Points off turnovers-USF 14, UC 10.
 2nd chance points-USF 12, UC 16. Fast break points-USF 14, UC 4.
 Bench points-USF 4, UC 11. Score tied-3 times.
 Lead changed-6 times. Attendance: 7306
 Last FG-USF 2nd-00:43, UC 2nd-00:36.
 Largest lead-USF by 1 1st-13:27, UC by 12 2nd-08:26.

USF 109, PROVIDENCE 105

Jan. 28, 2010 at Tampa, Fla. (Sun Dome)

USF 109 Player	fg-a	3fg-a	ft-a	o-d-tot	pf	tp	a	to	blk	s	min
Fitzpatrick	4-4	1-1	3-4	5-3-8	5	12	0	3	2	1	28
Famous	7-16	0-0	3-4	4-3-7	5	17	1	0	0	1	30
Howard	5-11	1-3	1-2	1-4-5	1	12	2	1	0	0	44
Jones	15-23	2-6	14-18	3-7-10	4	46	8	3	0	3	45
Mercer	7-16	0-1	5-6	4-3-7	4	19	4	0	0	3	33
Crater	1-3	0-2	1-2	1-0-1	0	3	2	2	0	2	29
Rivas	0-0	0-0	0-2	0-1-1	1	0	0	2	0	0	5
Kardok	0-0	0-0	0-0	0-0-0	1	0	0	0	0	1	3
Noriega	0-0	0-0	0-0	0-0-0	0	0	0	0	0	0	2
Burwell	0-1	0-1	0-0	0-0-0	0	0	0	0	0	0	6
Totals	39-74	4-14	27-38	19-21-40	21	109	17	11	2	11	225

TOTAL FG%	1st: 15-33 45.5%	2nd: 21-35 60.0%	OT: 3-6 50.0%	G: 52.7%
3-Pt. FG%	1st: 0-0 0.0%	2nd: 3-6 50.0%	OT: 1-3 33.3%	G: 28.6%
FThrow %	1st: 9-12 75.0%	2nd: 11-16 68.8%	OT: 7-10 70.0%	G: 71.1%

PC, 105

Player	fg-a	3fg-a	ft-a	o-d-tot	pf	tp	a	to	blk	s	min
Peterson	10-21	4-9	2-4	5-5-10	2	26	2	2	0	3	38
Dixon	2-5	0-0	3-4	2-5-7	4	7	0	3	1	0	22
Curry	7-13	4-8	6-6	0-0-0	1	24	2	0	1	1	39
McKenzie	1-2	1-2	1-2	3-3-6	4	4	3	3	0	0	29
Council	6-8	0-0	5-8	4-2-6	3	17	5	2	0	1	36
Mondy	0-1	0-1	0-0	0-0-0	1	0	1	0	0	0	11
Brooks	10-17	2-4	3-4	2-3-5	5	25	2	2	1	1	34
Lacy	1-2	0-1	0-0	0-0-0	0	2	0	0	0	0	8
Wright	0-1	0-0	0-0	0-0-0	0	0	0	0	0	0	2
Still	0-0	0-0	0-0	0-0-0	1	0	0	0	0	0	6
TEAM				0-2-2							
Totals	37-70	11-25	20-28	16-20-36	21	105	15	14	2	8	225

TOTAL FG%	1st: 16-32 50.0%	2nd: 17-29 58.6%	OT: 4-9 44.4%	G: 52.9%
3-Pt. FG%	1st: 5-13 38.5%	2nd: 6-10 60.0%	OT: 0-2 0.0%	G: 44.0%
FThrow %	1st: 6-10 60.0%	2nd: 12-16 75.0%	OT: 2-2 100.0%	G: 71.4%

Score by Periods	1st	2nd	OT	Total
USF	39	56	14	109
Providence College	43	52	10	105

Points in the paint-USF 66, PC 50. Points off turnovers-USF 20, PC 10.
 2nd chance points-USF 19, PC 17. Fast break points-USF 14, PC 8.
 Bench points-USF 3, PC 27. Score tied-4 times.
 Lead changed-10 times. Attendance: 9184
 Last FG-USF OT-01:29, PC OT-00:03.
 Largest lead-USF by 5 OT-01:02, PC by 15 2nd-10:44.

USF 76, SETON HALL 74

Jan. 28, 2010 at Tampa, Fla. (Sun Dome)

Seton Hall 74 Player	fg-a	3fg-a	ft-a	o-d-tot	pf	tp	a	to	blk	s	min
Pope	2-10	0-0	1-4	5-12-17	4	5	1	2	0	1	41
Garcia	0-0	0-0	0-0	0-0-0	3	0	0	0	1	0	14
Lawrence	5-14	0-1	0-0	2-4-6	3	10	2	1	0	0	34
Theodore	4-7	1-3	0-0	2-1-3	1	9	4	0	0	0	30
Hazell	9-20	5-13	5-6	2-1-3	3	28	1	1	1	1	43
Harvey	2-3	0-0	1-2	0-0-0	1	5	2	3	0	0	23
Mitchell	4-7	1-3	2-3	3-1-4	4	11	0	1	2	1	18
Robinson	2-6	0-0	2-4	3-1-4	1	6	0	0	0	0	22
TEAM				3-3-6							
Totals	28-67	7-20	11-19	20-23-43	20	74	10	8	4	3	225

TOTAL FG%	1st: 9-28 32.1%	2nd: 15-32 46.9%	OT: 57.1%	G: 41.8%
3-Pt. FG%	1st: 3-8 37.5%	2nd: 4-12 33.3%	OT: 0.0%	G: 35.0%
FThrow %	1st: 7-12 58.3%	2nd: 3-4 75.0%	OT: 33.3%	G: 57.9%

USF 76

Player	fg-a	3fg-a	ft-a	o-d-tot	pf	tp	a	to	blk	s	min
Famous	4-9	0-0	7-11	4-10-14	3	15	0	1	2	1	42
Fitzpatrick	2-5	1-2	2-2	1-0-1	3	7	0	1	0	0	24
Howard	4-12	0-3	4-5	4-2-6	2	12	2	1	0	1	43
Jones	9-16	0-2	10-11	0-4-4	3	28	3	1	0	0	45
Mercer	3-7	0-0	0-0	0-4-4	1	6	1	0	1	3	29
Crater	1-4	1-3	2-2	1-1-2	3	5	1	1	0	2	30
Rivas	0-0	0-0	0-0	0-2-2	1	0	0	1	1	0	3
Kardok	1-1	1-1	0-0	0-0-0	1	3	0	0	0	0	9
TEAM				1-1-2							
Totals	24-54	3-11	25-31	11-24-35	17	76	7	8	5	7	225

TOTAL FG%	1st: 11-26 42.3%	2nd: 11-24 45.8%	OT: 50.0%	G: 44.4%
3-Pt. FG%	1st: 1-4 25.0%	2nd: 2-6 33.3%	OT: 0.0%	G: 27.3%
FThrow %	1st: 4-6 66.7%	2nd: 14-17 82.4%	OT: 87.5%	G: 80.6%

Score by Periods	1st	2nd	OT	Total
Seton Hall	28	37	9	74
USF	27	38	11	76

Points in the paint-SHU 36, USF 30. Points off turnovers-SHU 6, USF 6.
 2nd chance points-SHU 23, USF 10. Fast break points-SHU 6, USF 6.
 Bench points-SHU 22, USF 8. Score tied-12 times.
 Lead changed-9 times. Attendance: 3786
 Last FG-SHU OT-01:14, USF OT-00:38.
 Largest lead-SHU by 6 1st-15:48, USF by 7 2nd-17:52.

USF 70, PITTSBURGH 61

Jan. 31, 2010 at Tampa, Fla. (Sun Dome)

Pittsburgh 61 Player	fg-a	3fg-a	ft-a	o-d-tot	pf	tp	a	to	blk	s	min
Robinson	1-6	0-0	1-2	1-5-6	3	3	0	2	0	0	23
McGhee	3-5	0-0	2-4	3-8-11	3	8	1	1	3	0	32
Woodall	0-1	0-0	0-0	0-4-4	5	0	0	1	0	0	17
Gibbs	4-11	1-3	2-2	0-1-1	3	11	3	1	0	0	37
Wanamaker	6-12	0-1	2-5	1-2-3	4	14	4	1	1	1	37
Adams	0-1	0-1	0-0	0-0-0	2	0	0	2	0	0	11
Brown	9-13	2-3	5-9	3-2-5	3	25	2	0	0	0	35
Taylor	0-0	0-0	0-0	1-0-1	1	0	0	0	0	0	8
TEAM				0-3-3							
Totals	23-49	3-8	12-22	9-25-34	25	61	8	10	4	1	200

TOTAL FG%	1st: 10-23 43.5%	2nd: 13-26 50.0%	Game: 46.9%
3-Pt. FG%	1st: 1-4 25.0%	2nd: 2-4 50.0%	Game: 37.5%
FThrow %	1st: 5-7 71.4%	2nd: 7-15 46.7%	Game: 54.5%

MARQUETTE 63, USF 52
Feb. 13, 2010 at Milwaukee, Wis. (Bradley Center)

USF 52 Player	fg-a	3fg-a	ft-a	o-d-tot	pf	tp	a	to	blk	s	min
Famous	6-7	0-0	0-0	5-5-10	5	12	2	1	0	0	26
Fitzpatrick	0-2	0-0	0-0	0-4-4	2	0	2	0	0	0	24
Howard	5-12	1-4	0-0	2-3-5	1	11	5	2	0	0	35
Jones	6-21	1-7	3-4	1-8-9	4	16	1	5	2	0	39
Mercer	2-10	1-3	1-2	3-4-7	1	6	1	1	0	0	28
Crater	0-4	0-3	0-0	0-1-1	2	0	2	2	0	1	19
Rivas	0-0	0-0	0-0	0-0-0	0	0	0	0	0	0	4
Kardok	0-0	0-0	0-0	0-0-0	1	0	0	0	0	0	1
Noriega	0-0	0-0	0-0	0-0-0	0	0	0	0	0	0	1
Gilchrist	3-6	1-3	0-0	2-2-4	2	7	0	1	0	0	23
TEAM				1-1-2							
Totals	22-62	4-20	4-6	14-28-42	18	52	13	12	2	1	199

TOTAL FG% 1st: 11-25 44.0% 2nd: 11-37 29.7% Game: 35.5%
3-Pt. FG% 1st: 4-9 44.4% 2nd: 0-11 0.0% Game: 20.0%
F Throw % 1st: 1-2 50.0% 2nd: 3-4 75.0% Game: 66.7%

Marquette 63

Player	fg-a	3fg-a	ft-a	o-d-tot	pf	tp	a	to	blk	s	min
Hayward	6-15	0-4	6-8	2-12-14	2	18	0	2	3	37	
Butler	4-11	0-0	7-9	2-4-6	1	15	2	0	0	4	37
Johnson-Odom	1-5	1-4	0-2	0-1-1	2	3	0	1	1	0	31
Acker	6-9	2-3	0-1	0-2-2	1	14	6	0	0	1	37
Kubillan	4-7	3-5	0-0	0-3-3	2	11	3	1	0	0	34
Fulce	0-0	0-0	0-0	0-0-0	0	0	0	0	0	0	5
Buycks	1-4	0-0	0-0	0-2-2	3	2	0	2	0	0	19
TEAM				0-2-2							
Totals	22-51	6-16	13-20	4-26-30	12	63	11	6	3	8	201

TOTAL FG% 1st: 10-26 38.5% 2nd: 12-25 48.0% Game: 43.1%
3-Pt. FG% 1st: 4-9 44.4% 2nd: 2-7 28.6% Game: 37.5%
F Throw % 1st: 7-8 87.5% 2nd: 6-12 50.0% Game: 65.0%

Score by Periods

	1st	2nd	Total
USF	27	25	52
Marquette	31	32	63

Points in the paint-USF 32, MU 22. Points off turnovers-USF 7, MU 14.
2nd chance points-USF 12, MU 0. Fast break points-USF 6, MU 18.
Bench points-USF 7, MU 2. Score tied 4 times.
Lead changed-5 times. Attendance: 18064
Last FG-USF 2nd-02:04, MU 2nd-04:10.
Largest lead-USF by 7 1st-15:00, MU by 14 2nd-10:51.
Technical fouls: Marquette-TEAM.

USF 65, CINCINNATI 57
Feb. 16, 2010 at Tampa, Fla. (Sun Dome)

Cincinnati 57 Player	fg-a	3fg-a	ft-a	o-d-tot	pf	tp	a	to	blk	s	min
Bishop	3-5	0-1	0-0	1-1-2	1	6	2	0	0	0	28
Thomas	2-8	0-0	1-1	5-2-7	3	5	0	2	0	0	20
Toyley	0-1	0-0	1-4	1-4-5	1	1	0	1	0	1	27
Vaughn	3-8	2-4	6-7	1-1-2	1	14	2	2	0	2	28
Stephenson	1-5	0-2	2-4	0-0-0	2	4	0	4	0	1	20
Wright	5-10	0-3	4-6	1-4-5	4	14	0	1	0	1	26
Dixon	1-3	0-0	1-2	1-1-2	2	3	1	1	0	0	20
Davis	0-0	0-0	0-0	0-0-0	0	0	0	0	0	0	0+
Wilks	2-2	1-1	0-0	1-0-1	3	5	0	0	0	0	6
Gates	1-5	0-0	1-2	3-0-3	1	3	0	2	0	1	16
Parker	1-2	0-0	0-0	0-1-1	1	2	0	2	0	0	9
TEAM				1-3-4							
Totals	19-49	3-11	16-26	15-17-32	19	57	5	16	0	6	200

TOTAL FG% 1st: 8-24 33.3% 2nd: 11-25 44.0% Game: 38.8%
3-Pt. FG% 1st: 1-6 16.7% 2nd: 2-5 40.0% Game: 27.3%
F Throw % 1st: 6-13 46.2% 2nd: 10-13 76.9% Game: 61.5%

USF 65

Player	fg-a	3fg-a	ft-a	o-d-tot	pf	tp	a	to	blk	s	min
Gilchrist	3-10	1-2	3-4	1-5-6	3	10	1	5	0	0	35
Rivas	0-1	0-0	0-0	1-0-1	3	0	0	1	1	1	13
Howard	1-3	0-0	2-4	2-0-2	4	4	7	2	0	2	35
Jones	7-12	2-5	10-12	1-4-5	3	26	2	5	2	2	37
Mercer	5-8	1-2	1-2	2-1-3	2	12	0	1	0	2	31
Crater	4-6	0-1	1-2	0-2-2	3	9	2	1	0	1	24
Fitzpatrick	1-3	0-0	2-2	1-3-4	1	4	0	0	0	0	25
TEAM				2-3-5							
Totals	21-43	4-10	19-26	10-18-28	19	65	12	16	3	8	200

TOTAL FG% 1st: 9-23 39.1% 2nd: 12-20 60.0% Game: 48.8%
3-Pt. FG% 1st: 2-6 33.3% 2nd: 2-4 50.0% Game: 40.0%
F Throw % 1st: 4-6 66.7% 2nd: 15-20 75.0% Game: 73.1%

Score by Periods

	1st	2nd	Total
Cincinnati	23	34	57
USF	24	41	65

Points in the paint-USF 18, USF 18. Points off turnovers-USF 10, USF 16.
2nd chance points-USF 14, USF 11. Fast break points-USF 2, USF 6.
Bench points-USF 27, USF 13. Score tied-2 times.
Lead changed-7 times. Attendance: 6607
Last FG-USF 2nd-00:15, USF 2nd-00:56.
Largest lead-USF by 2 1st-19:44, USF by 18 2nd-09:20.

ST. JOHN'S 74, USF 58
Feb. 20, 2010 at Tampa, Fla. (Sun Dome)

St. John's 74 Player	fg-a	3fg-a	ft-a	o-d-tot	pf	tp	a	to	blk	s	min
Mason	3-9	0-3	1-2	1-3-4	0	7	4	0	0	2	27
Evans	3-5	0-0	1-2	1-3-4	1	7	0	0	0	0	18
Kennedy	6-8	1-2	4-5	0-2-2	2	17	1	1	1	1	27
Boothe	4-5	0-0	2-4	1-1-2	4	10	4	2	0	0	30
Horne	3-6	3-3	2-2	0-3-3	2	11	4	1	1	1	27
Hardy	2-4	0-1	0-2	0-1-1	0	4	0	5	0	0	17
Coker	0-0	0-0	0-0	0-1-1	0	0	0	0	0	0	4
Burrell	1-3	0-0	5-6	4-6-10	3	7	1	0	0	1	25
Stith	1-1	0-0	0-0	0-2-2	2	2	3	0	0	0	11
Brownlee	4-5	1-1	0-0	0-1-1	1	9	0	1	0	1	14
TEAM				0-4-4							
Totals	27-46	5-10	15-23	7-27-34	15	74	17	10	2	6	200

TOTAL FG% 1st: 15-26 57.7% 2nd: 12-20 60.0% Game: 58.7%
3-Pt. FG% 1st: 2-6 33.3% 2nd: 3-4 75.0% Game: 50.0%
F Throw % 1st: 3-6 50.0% 2nd: 12-17 70.6% Game: 65.2%

USF 58

Player	fg-a	3fg-a	ft-a	o-d-tot	pf	tp	a	to	blk	s	min
Gilchrist	1-6	0-3	0-1	1-1-2	3	2	0	1	0	0	19
Famous	1-4	0-0	1-2	4-2-6	4	3	1	2	1	0	28
Howard	6-12	1-5	1-2	1-2-3	0	14	5	2	0	1	37
Jones	6-18	3-8	2-3	1-1-2	3	17	2	2	1	1	40
Mercer	7-9	0-1	3-5	2-1-3	0	17	2	1	1	0	29
Crater	2-5	1-4	0-0	0-4-4	3	5	4	2	1	4	30
Rivas	0-0	0-0	0-0	0-0-0	1	0	0	0	0	0	3
Kardok	0-0	0-0	0-0	0-0-0	1	0	0	0	0	0	2
Noriega	0-1	0-1	0-0	0-0-0	1	0	0	0	0	0	1
Fitzpatrick	0-1	0-0	0-0	1-1-2	1	0	0	0	0	0	11
TEAM											
Totals	23-56	5-22	7-13	11-15-26	17	58	14	10	4	6	200

TOTAL FG% 1st: 10-24 41.7% 2nd: 13-32 40.6% Game: 41.1%
3-Pt. FG% 1st: 3-10 30.0% 2nd: 2-12 16.7% Game: 22.7%
F Throw % 1st: 1-3 33.3% 2nd: 6-10 60.0% Game: 53.8%

Score by Periods

	1st	2nd	Total
St. John's	35	39	74
USF	24	34	58

Points in the paint-STJ 36, USF 34. Points off turnovers-STJ 18, USF 10.
2nd chance points-STJ 10, USF 9. Fast break points-STJ 4, USF 8.
Bench points-STJ 22, USF 5. Score tied-4 times.
Lead changed-6 times. Attendance: 5823
Last FG-STJ 2nd-01:59, USF 2nd-00:23.
Largest lead-STJ by 17 2nd-00:40, USF by 2 1st-12:22.

VILLANOVA 74, USF 49
Feb. 24, 2010 at Villanova, Pa. (The Pavilion)

Villanova 74 Player	fg-a	3fg-a	ft-a	o-d-tot	pf	tp	a	to	blk	s	min
Fitzpatrick	0-2	0-1	0-0	0-0-0	2	0	0	1	1	0	12
Rivas	1-1	0-0	0-0	0-0-0	1	2	0	0	0	0	8
Howard	3-7	0-1	1-3	0-2-2	4	7	3	3	1	1	33
Jones	2-10	2-8	6-6	0-7-7	4	12	0	6	0	1	32
Mercer	5-11	0-0	1-2	0-5-5	2	11	1	6	0	0	31
Crater	1-4	1-3	0-0	1-1-2	2	3	1	4	0	0	17
Kardok	0-0	0-0	2-2	0-0-0	2	2	1	0	0	0	3
Noriega	0-0	0-0	0-0	0-0-0	0	0	0	0	0	0	1
Burwell	0-0	0-0	0-0	0-0-0	0	0	0	0	0	0	3
Gilchrist	2-2	0-0	1-2	3-5-8	1	5	0	0	0	0	30
Famous	2-5	0-0	3-4	3-1-4	0	7	1	2	0	2	30
TEAM				1-0-1							
Totals	16-42	3-13	14-19	8-21-29	18	49	7	23	2	4	200

TOTAL FG% 1st: 9-24 37.5% 2nd: 7-18 38.9% Game: 38.1%
3-Pt. FG% 1st: 1-8 12.5% 2nd: 2-5 40.0% Game: 23.1%
F Throw % 1st: 6-9 66.7% 2nd: 8-10 80.0% Game: 73.7%

Villanova 74

Player	fg-a	3fg-a	ft-a	o-d-tot	pf	tp	a	to	blk	s	min
Pena	5-8	0-0	4-4	1-6-7	3	14	0	1	0	3	27
Reynolds	7-14	2-6	5-5	0-2-2	1	21	2	0	0	1	32
Fisher	3-11	0-2	1-3	1-1-2	1	7	4	2	0	1	25
Redding	1-4	0-0	0-0	0-4-4	4	2	2	2	0	2	21
Stokes	4-7	2-5	1-1	0-2-2	0	11	1	1	1	1	24
Wayns	0-1	0-1	0-0	0-1-1	0	0	0	0	0	0	6
Wooten	0-0	0-0	0-0	0-0-0	0	0	0	0	0	0	1
Yarou	1-3	0-0	2-2	4-2-6	2	4	0	2	2	3	24
Cheek	4-6	0-0	0-0	2-2-4	1	8	0	1	0	1	16
King	2-2	1-1	0-0	1-2-3	4	5	0	1	1	0	14
Armwood	0-1	0-0	2-4	1-1-2	1	2	0	0	0	1	14
TEAM				1-0-1							
Totals	27-57	5-15	15-19	11-23-34	17	74	9	11	4	13	200

TOTAL FG% 1st: 14-33 42.4% 2nd: 13-24 54.2% Game: 47.4%
3-Pt. FG% 1st: 4-12 33.3% 2nd: 1-3 33.3% Game: 33.3%
F Throw % 1st: 4-6 66.7% 2nd: 11-13 84.6%

2009-10 Photo Roster



1 Ron Anderson, Jr.
R-Junior • Forward
6-8 • 255
Upper Marlboro, Md.
Kansas State
McCallie School - Tenn.



3 Chris Howard
Senior • Guard
6-4 • 205
Fort Washington, Md.
Friendly HS



10 Anthony Crater
Sophomore • Guard
6-1 • 170
Flint, Mich.
Ohio State
Brewster Academy - N.H.



11 Alex Rivas
Senior • Center
6-10 • 230
Santiago, Dominican Republic
Pratt Community College
Laurinburg Prep - N.C.



13 Ryan Kardok
Senior • Guard
6-3 • 188
Parkland, Fla.
Broward Community College
Stoneman Douglas HS



20 Dominique Jones
Junior • Guard
6-4 • 215
Lake Wales, Fla.
Lake Wales HS



22 Shaun Noriega
Freshman • Guard
6-4 • 195
North Port, Fla.
North Port HS



23 Mike Burwell
Freshman • Guard
6-6 • 210
East Brunswick, N.J.
South Kent School - Conn.
Cardinal McCarrick HS



24 Augustus Gilchrist
Sophomore • Forward/Center
6-10 • 245
Clinton, Md.
Maryland
Progressive Christian Academy




31 Jarrid Famous
Junior • Forward/Center
6-11 • 240
Bronx, N.Y.
Westchester Community College
Blessed Sacrament HS



32 Toarlynn Fitzpatrick
Freshman • Forward
6-8 • 230
Tampa, Fla.
King HS



33 Mike Mercer
Senior • Guard
6-5 • 195
Snellville, Ga.
Georgia
South Gwinnett HS



RON ANDERSON, JR.

R-Junior | Forward | 6-8 | 255

1

Upper Marlboro, Md. | Kansas State | McCallie School - Tenn.

2009-10: Will sit out the entire season due to NCAA transfer rules ... Will have two years of eligibility at USF.

2008-09 (Kansas State): Competed off the bench in all 34 games ... Averaged 18.8 minutes per contest and added 5.2 points per game ... Was 59-of-113 from the field and led the team with a .522 field goal percentage ... Was 59-of-117 (.504) from the charity stripe ... Third on the team with 5.3 rebounds per game ... Eighth in the conference in offensive rebounds and 19th in total rebounds ... Added 36 assists, 24 steals and 15 blocks on the year ... Posted two double-doubles and four games of 10 or more rebounds.

2007-08 (Kansas State): Saw action in 30 games with six starts as a true freshman ... Started six of the first eight games ... Played double-digit minutes in 18 games, including 20 or more minutes in six contests ... Averaged 3.3 points on 54.8 percent shooting (40-of-73) with 3.6 rebounds, 0.5 assists and 0.4 steals in 12.0 minutes per game ... Connected on 46.2 percent (18-of-39) from the free throw line ... First on the team in field goal percentage and was third in rebounding ... Provided a spark off the bench in the program's first NCAA tournament win in 20 years with 10 points on 5-of-7 shooting against USC with eight rebounds and two steals in 21 minutes.

High School: Two-year starter and letterman at The McCallie School in Chattanooga, Tenn ... Helped the Blue Tornadoes to a school-record 24-5 overall mark and an appearance in the semifinals of the Division II State Tournament ... Rated a three-star recruit by Rivals.com ... Averaged 15.1 points, 11.6 rebounds and 2.8 blocks in 22 games ... Selected to the Division II All-State Team by the Tennessee Sports Writers Association as a senior ... Named to the Division II State All-Tournament Team ... Garnered recognition to "The Best of Preps" second team by the Chattanooga Times-Free Press in 2007 ... Earned most valuable player honors at the Pre-Game Academy Roundball Classic All-Star Game in March 2007, after collecting 24 points and 22 rebounds ... Received interest from a number of schools, including scholarship offers from Drexel and Providence ... Coached by Dan Wadley.

Personal: Born Sept. 12, 1989 in Voorhees, N.J. ... Son of Ron Anderson, Sr., and Gail Anderson ... Played on the AAU circuit with the DC Assault alongside former K-State teammate and first-round pick Michael Beasley ... Father played 10 seasons (1984-94) in the NBA for the Cleveland Cavaliers, Indiana Pacers, Philadelphia 76ers, New Jersey Nets and Washington Bullets and scored 7,056 points in his career ... Father also played professionally in France and Israel.





MIKE BURWELL

Freshman | Guard | 6-6 | 210

23

East Brunswick, N.J. | South Kent School - Conn. | Cardinal McCarrick HS | Highland Park HS

2009-10: Saw his first collegiate action at SMU (11/13), playing two minutes ... Saw 14 minutes of action and scored his first collegiate points with a jumper with 1:21 left against Kent State (11/25) ... Hit 2-of-2 3-pointers and posted a career high seven points against Hampton (12/2) ... Drained 4-of-4 free throws and grabbed four rebounds against San Francisco (12/19) ... Saw action for the first time in eight games at Villanova (02/24).

High School: Attended prep school for one year at South Kent School and was the team's leading scorer at 16 points per game ... Also averaged 3.4 rebounds and 2.5 assists ... Shot 81 percent from the free throw line and 41 percent from the 3-point line ... Helped South Kent to a 26-7 record and a top-10 national ranking ... Coached by Kelvin Jefferson at South Kent ... Graduated from Cardinal McCarrick High School, helping McCarrick go 46-12 in his two seasons at the school ... Helped lead McCarrick to the Middlesex County Championship in 2008 and was named the Newark Star-Ledger's Middlesex County Player of the Year ... Led the state of New Jersey in scoring as a senior, averaging 27.8 points, 10.7 rebounds, 3.5 assists and 2.3 blocks ... Named Associated Press first-team all-state as a senior ... Shot 80 percent from the free throw line and 39 percent from 3-point range during senior season ... Has been on three consecutive 20-plus win teams ... Spent first two years of high school at Highland Park, where he started on the varsity both seasons... Ended his high school career with more than 1,700 career points.

Personal: Son of Michael, Sr., and Alicia Burwell... Stepmother is Leslie Burwell and stepfather is Angel Gracia... His father played 11 seasons professionally in Argentina, Spain and Portugal... Chose USF over Rutgers, Seton Hall and Penn State ... Signed with USF on April 15, 2009.

2009-10 Season Highs

Points
7 (2), last vs. USFCA (12/19/09)
Rebounds
4, vs. USFCA (12/19/09)
Assists
2, vs. Kent State (11/25/09)
Steals
1 (2), last vs. WVU (01/13/10)
Blocked Shots
—
Field Goals
2, vs. Hampton (12/2/09)
Field Goal Attempts
6, vs. Hampton (12/2/09)
Free Throws
4, vs. USFCA (12/19/09)
Free Throw Attempts
4, vs. USFCA (12/19/09)
3-Point Field Goals
2, vs. Hampton (12/2/09)
3-Point Field Goal Attempts
3, vs. USFCA (12/19/09)
Foul Disqualifications
—
Minutes
14 (2), last vs. USFCA (12/19/09)

Opponent	Date	GS	Min	TOTAL			3-PTS			FREE THROWS			REBOUNDS			PF	A	TO	Blk	Stl	Pts
				FG	FGA	Pct	3FG	FGA	Pct	FT	FTA	Pct	Off	Def	Tot						
at SMU	11/13	—	2	0	1	.000	0	1	.000	0	0	—	0	0	0	1	0	0	0	0	0
VIRGINIA	11/16	—	1	0	1	.000	0	0	—	0	0	—	0	0	0	0	0	0	0	0	0
vs. Davidson	11/19	—	—	—	—	—	—	—	—	—	DNP	—	—	—	—	—	—	—	—	—	—
vs. South Carolina	11/20	—	0	0	0	—	0	0	—	0	0	—	0	0	0	1	0	0	0	0	0
vs. UNC Wilmington	11/22	—	—	—	—	—	—	—	—	—	DNP	—	—	—	—	—	—	—	—	—	—
KENT STATE	11/25	—	14	1	4	.250	0	1	.000	0	0	—	0	2	2	1	2	0	0	0	2
FAU	11/27	—	3	0	0	—	0	0	—	0	0	—	0	0	0	0	0	0	0	0	0
HAMPTON	12/02	—	7	2	6	.333	2	2	1.000	1	2	.500	2	0	2	3	0	0	0	0	7
CMU	12/13	—	—	—	—	—	—	—	—	—	DNP	—	—	—	—	—	—	—	—	—	—
UCF	12/16	—	5	0	1	.000	0	1	.000	0	0	—	0	1	1	0	0	0	0	1	0
vs USFCA	12/19	—	14	1	4	.250	1	3	.333	4	4	1.000	3	1	4	4	0	0	0	0	7
vs USD	12/20	—	3	0	1	.000	0	1	.000	0	0	—	0	0	0	0	0	0	0	0	0
at LOUISVILLE	12/30	—	9	1	5	.200	0	2	.000	0	0	—	1	1	2	1	0	0	0	0	2
NOTRE DAME	01/05	—	11	1	1	1.000	0	0	—	0	0	—	0	0	0	1	0	0	0	0	2
at Syracuse	01/10	—	3	0	1	.000	0	0	—	0	0	—	0	1	1	1	1	0	0	0	0
WEST VIRGINIA	01/13	—	4	1	2	.500	0	1	.000	0	0	—	1	1	2	1	0	0	0	1	2
RUTGERS	01/16	—	3	0	0	—	0	0	—	0	0	—	0	0	0	1	0	0	0	0	0
at Cincinnati	01/20	—	3	0	1	.000	0	1	.000	0	0	—	0	0	0	0	0	0	0	0	0
at Providence	01/23	—	6	0	1	.000	0	1	.000	0	0	—	0	0	0	0	0	0	0	0	0
SETON HALL	01/28	—	—	—	—	—	—	—	—	—	DNP	—	—	—	—	—	—	—	—	—	—
PITTSBURGH	01/31	—	—	—	—	—	—	—	—	—	DNP	—	—	—	—	—	—	—	—	—	—
at Georgetown	02/03	—	—	—	—	—	—	—	—	—	DNP	—	—	—	—	—	—	—	—	—	—
at Notre Dame	02/07	—	—	—	—	—	—	—	—	—	DNP	—	—	—	—	—	—	—	—	—	—
at Marquette	02/13	—	—	—	—	—	—	—	—	—	DNP	—	—	—	—	—	—	—	—	—	—
CINCINNATI	02/16	—	—	—	—	—	—	—	—	—	DNP	—	—	—	—	—	—	—	—	—	—
ST. JOHN'S	02/20	—	—	—	—	—	—	—	—	—	DNP	—	—	—	—	—	—	—	—	—	—
at Villanova	02/24	—	3	0	0	—	0	0	—	0	0	—	0	0	0	0	0	0	0	0	0
PROVIDENCE	02/27	—	—	—	—	—	—	—	—	—	DNP	—	—	—	—	—	—	—	—	—	—

CAREER STATISTICS

Season	GP	GS	Min.	Avg.	Total			3-Point			Free Throws			Rebounds				Scoring							
					FG	FGA	Pct.	FG	FGA	Pct.	FT	FTA	Pct.	Off.	Def.	Tot.	Avg.	PF	FO	Ast.	TO	Blk	Stl	Pts.	Avg.
2009-10	17	0	91	5.4	7	29	.241	3	14	.214	5	6	.833	7	7	14	0.8	15	0	3	0	0	2	22	1.3



ANTHONY CRATER

Sophomore | Guard | 6-1 | 170

10

Flint, Mich. | Ohio State | Brewster Academy - N.H. | Flint Southwestern Academy

2009-10: Saw his first action with USF at Syracuse (01/10), going scoreless in 25 minutes of action off the bench ... Posted three rebounds in 27 minutes of action against West Virginia (01/13) ... Posted his first points at USF with a 3-pointer at 9:45 of the second half and had 10 all-together against Rutgers (01/16) ... Added six points, three rebounds and two steals at Georgetown (02/03) ... Had his first career start at Notre Dame (02/07), adding five assists, three points and two steals in 30 minutes of action ... Shot 4-of-6 for nine points against Cincinnati (02/16) with two assists ... Hit a pair of 3-pointers in a win over Providence (02/27) ... Sat out through December after transferring from Ohio State midway through the 2008-09 season.

2008-09 (Ohio State): Competed in 10 games for Ohio State before being granted his scholarship release ... Averaged 13.1 minutes and 1.2 points per game at OSU ... Had 19 assists to just nine turnovers.

High School: Rated the 21st best point guard in the country by Scout.com after his senior year ... Was a two-time All-Michigan performer and voted Class B Player of the Year by the Associated Press following his junior year ... Averaged 16.2 points and more than eight assists a game as a junior ... Averaged 12.7 points and 9.8 assists as a sophomore and 10 assists per game as a freshman ... Named an all-league and all-city selection each of his three years at Flint (Mich.) Southwestern Academy ... Led SWA to three city championships and two Michigan Class B final four appearances as a sophomore and junior ... Helped the Knights finish with identical 24-3 records in 2006 and 2007 ... After three years at SWA, transferred to Brewster (N.H.) Academy to complete his high school eligibility ... A 2008 McDonald's All-American nominee after averaging 16 points and 8.0 assists at Brewster his senior year ... Helped Brewster capture its first New England Class A title and advance to the national final four with a school-record 31 victories (31-4) ... Also earned varsity letters in track and soccer.

Personal: Son of Lisa Jimerson and Anthony Crater, Sr. ... Has one brother, Treyvon, and one sister, Kyla.

2009-10 Season Highs

Points
10, vs. Rutgers (01/16/10)
Rebounds
4, vs. St. John's (02/20/10)
Assists
5, at Notre Dame (02/07/10)
Steals
4, vs. St. John's (02/20/10)
Blocked Shots
1 (2), last vs. St. John's (02/20/10)
Field Goals
4, vs. Cincinnati (02/16/10)
Field Goal Attempts
7, vs. WVU (01/13/10)
Free Throws
2 (2), last vs. Seton Hall (01/28/10)
Free Throw Attempts
4, vs. Rutgers (01/16/10)
3-Point Field Goals
2 (3), last vs. Providence (02/27/10)
3-Point Field Goal Attempts
6, at Syracuse (1/10/10)
Foul Disqualifications
—
Minutes
32, at Cincinnati (01/20/10)

Opponent	Date	GS	Min	FG	TOTAL			3-PTS			FREE THROWS			REBOUNDS			PF	A	TO	Blk	Stl	Pts
					FGA	Pct	3FG	FGA	Pct	FT	FTA	Pct	Off	Def	Tot							
at SMU	11/13																					
VIRGINIA	11/16																					
vs. Davidson	11/19																					
vs. South Carolina	11/20																					
vs. UNC Wilmington	11/22																					
KENT STATE	11/25																					
FAU	11/27																					
Hampton	12/2																					
CMU	12/13																					
UCF	12/16																					
vs. USFCA	12/19																					
vs. USD	12/20																					
at Louisville	12/30																					
NOTRE DAME	01/05																					
at Syracuse	01/10	—	25	0	6	.000	0	6	.000	0	0	—	0	0	0	0	2	2	0	0	0	
WEST VIRGINIA	01/13	—	27	0	7	.000	0	5	.000	0	0	—	1	2	3	1	1	1	0	0	0	
RUTGERS	01/16	—	27	3	6	.500	2	5	.400	2	4	.500	1	1	2	2	0	1	0	1	10	
at Cincinnati	01/20	—	32	2	5	.400	0	3	.000	0	0	—	1	1	2	3	3	1	0	2	4	
at Providence	01/23	—	29	1	3	.333	0	2	.000	1	2	.500	1	0	1	0	2	2	0	2	3	
SETON HALL	01/28	—	30	1	4	.250	1	3	.333	2	2	1.000	1	1	2	3	1	1	0	2	5	
PITTSBURGH	01/31	—	31	0	1	.000	0	1	.000	0	0	—	0	1	1	0	1	0	0	2	0	
at Georgetown	02/03	—	28	2	3	.667	2	3	.667	0	2	.000	0	3	3	1	0	0	0	2	6	
at Notre Dame	02/07	*	30	1	4	.250	0	3	.000	1	2	.500	0	2	2	4	5	0	1	2	3	
at Marquette	02/13	—	19	0	4	.000	0	3	.000	0	0	—	0	1	1	2	2	2	0	1	0	
CINCINNATI	02/16	—	24	4	6	.667	0	1	.000	1	2	.500	0	2	2	3	2	1	0	1	9	
ST. JOHN'S	02/20	—	30	2	5	.400	1	4	.250	0	0	—	0	4	4	3	4	2	1	4	5	
at Villanova	02/24	—	17	1	4	.250	1	3	.333	0	0	—	1	1	2	2	1	4	0	0	3	
PROVIDENCE	02/27	—	22	2	3	.667	2	3	.667	0	0	—	0	1	1	2	2	1	0	0	6	

CAREER STATISTICS

Season	GP	GS	Min.	Avg.	FG	Total			3-Point			Free Throws			Rebounds				Scoring						
						FGA	Pct.	3FG	FGA	Pct.	FT	FTA	Pct.	Off.	Def.	Tot.	Avg.	PF	FO	Ast.	TO	Blk	Stl	Pts.	Avg.
2009-10	14	1	371	26.5	19	61	.311	9	45	.200	7	14	.500	6	20	26	1.9	26	0	26	18	2	19	54	3.9



JARRID FAMOUS

Junior | Forward/Center | 6-11 | 240

31

Bronx, N.Y. | West Chester Community College | Houston Inner City Academy | Blessed Sacrament HS

2009-10: Made his first NCAA D-I start at SMU (11/13) with nine points and two rebounds ... Nearly posted a double double with 12 points and eight boards against Virginia (11/16) ... Pulled down 11 boards against Davidson (11/19), followed by a 16-point effort against South Carolina the next night ... Posted 13 points against UNC Wilmington (11/22) ... Knocked down 7-of-8 shots for 16 points with eight rebounds and two assists against Kent State (11/25) ... Had a game-high nine rebounds against FAU (11/27) ... Contributed 16 points on 7-of-10 shooting and had a double-double with 10 rebounds against Hampton (12/2) ... Had his second double-double of the season against UCF with 11 points and 10 rebounds (12/16) ... Posted his second-straight double-double with 11 points and 10 boards against USFCA (12/19) ... Posted his fourth double-double of the year with 12 points and 10 rebounds at Louisville (12/30) ... Swatted away four shots and went 7-of-10 from the floor for 14 points against Notre Dame (01/05) ... Nearly had a double-double against Syracuse (1/10), contributing nine points with 12 rebounds ... Earned his fifth double-double of the year with 13 points and 12 rebounds against Rutgers (01/16) ... Knocked down 14 points on 5-of-9 shooting and grabbed seven rebounds at Cincinnati (01/20) ... Posted 17 points with seven rebounds at Providence (01/23) ... Went 7-of-11 from the free throw line and 4-of-9 from the field for 15 points and a career-high 14 rebounds against Seton Hall (01/28) ... Contributed seven points and four rebounds at Georgetown (02/03) ... Posted a career-high 18 points on 8-of-9 shooting with eight rebounds at Notre Dame (02/07) ... Earned his seventh double-double of the season with 12 points and 10 rebounds at Marquette (02/13) ... Missed the game against Cincinnati (02/16) with a sprained right knee ... Did not make the start at Villanova after missing practice time due to the birth of his daughter.

Community College: Spent the past two years at Westchester Community College where he was one of 10 players named to the NJCAA Division I All-American first-team for the 2008-2009 season ... Rated 11th best junior college player in the country by Rivals.com ... Averaged 25.2 points, 13.6 rebounds and 2.1 blocks per game as a sophomore at WCC ... The 25.2 points per game ranked third in the country in scoring among junior colleges and the 13.7 rebounds was second best nationally ... Shot 58.3 percent from the field ... Scored 30 or more points seven times with a single-game high of 36 ... Recorded 20 or more rebounds three times with a single-game high of 25 ... Combined games of 36 points and 21 rebounds, 32 points and 23 rebounds and 28 points and 25 rebounds ... Helped WCC to a 19-11 record as a sophomore ... Named Region 15 Player of the Year and Mid-Hudson Conference Player of the Year ... Averaged 21.8 points and 11.0 rebounds a game as a freshman ... First Team Region 15 and First Team All Mid-Hudson as a freshman ... Tallied 1,411 points and 741 rebounds in his two seasons at WCC, averaging 23.5 points and 12.3 rebounds ... Coached by Tyrone Mushatt at WCC.

High School: Spent a year at prep school at Houston Inner City Academy prior to attending WCC ... Graduated from Blessed Sacrament High School in New Rochelle, N.Y.

Personal: Son of Jerome and Dianne Famous ... Chose USF over Arizona, Missouri, Seton Hall, Pittsburgh, Houston and St. John's ... Signed with USF on April 23, 2009 ... Father of newborn daughter, London Lynnae.

2009-10 Season Highs	
Points	18, at Notre Dame (02/07/10)
Rebounds	14, vs. Seton Hall (01/28/10)
Assists	2 (3), last at Marquette (02/13/10)
Steals	2 (2), last vs. Providence (02/27/10)
Blocked Shots	4, vs. Notre Dame (01/05/10)
Field Goals	7 (4), last at Providence (01/23/10)
Field Goal Attempts	16, at Providence (01/23/10)
Free Throws	7, vs. Seton Hall (01/28/10)
Free Throw Attempts	11, vs. Seton Hall (01/28/10)
3-Point Field Goals	—
3-Point Field Goal Attempts	—
Foul Disqualifications	3, 2009-10
Minutes	42, vs. Seton Hall (01/28/10)

Opponent	Date	GS	Min	TOTAL			3-PTS			FREE THROWS			REBOUNDS			PF	A	TO	Blk	Stl	Pts
				FG	FGA	Pct	3FG	FGA	Pct	FT	FTA	Pct	Off	Def	Tot						
at SMU	11/13	*	29	2	5	.400	0	0	—	5	8	.625	0	2	2	4	0	3	0	0	9
VIRGINIA	11/16	*	30	4	4	1.000	0	0	—	4	7	.571	1	7	8	4	2	1	1	0	12
vs Davidson	11/19	*	34	2	6	.333	0	0	—	0	2	.000	1	10	11	0	1	4	0	0	4
vs South Carolina	11/20	*	37	6	10	.600	0	0	—	4	6	.667	3	6	9	2	0	3	0	1	16
vs UNC Wilmington	11/22	*	30	5	8	.625	0	0	—	3	4	.750	2	2	4	4	0	3	1	0	13
KENT STATE	11/25	*	27	7	8	.875	0	0	—	2	3	.667	5	3	8	0	2	2	0	0	16
FAU	11/27	*	31	2	7	.286	0	0	—	2	4	.500	4	5	9	2	0	1	1	0	6
HAMPTON	12/02	*	28	7	10	.700	0	0	—	2	4	.500	4	6	10	2	0	0	1	0	16
CMU	12/13	*	32	1	3	.333	0	0	—	3	4	.750	1	0	1	4	1	1	0	1	5
UCF	12/16	*	33	3	10	.300	0	0	—	5	7	.714	4	6	10	0	0	3	1	1	11
vs USFCA	12/19	*	21	3	5	.600	0	0	—	5	6	.833	3	7	10	3	0	2	0	1	11
vs USD	12/20	*	34	5	9	.556	0	0	—	4	5	.800	1	6	7	3	1	1	1	0	14
at LOUISVILLE	12/30	*	33	6	13	.462	0	0	—	0	3	.000	4	6	10	3	0	3	1	1	12
NOTRE DAME	01/05	*	36	7	10	.700	0	0	—	0	0	—	3	3	6	4	0	4	4	0	14
at Syracuse	01/10	*	30	4	11	.364	0	0	—	1	1	1.000	5	7	12	3	0	2	0	1	9
WEST VIRGINIA	01/13	*	29	3	5	.600	0	0	—	0	0	—	2	3	5	3	0	0	1	1	6
RUTGERS	01/16	*	29	6	12	.500	0	0	—	1	3	.333	2	10	12	4	1	7	1	1	13
at Cincinnati	01/20	*	39	5	9	.556	0	0	—	4	7	.571	2	5	7	2	1	3	2	1	14
at Providence	01/23	*	30	7	16	.438	0	0	—	3	4	.750	4	3	7	5	1	0	0	1	17
SETON HALL	01/28	*	42	4	9	.444	0	0	—	7	11	.636	4	10	14	3	0	1	2	1	15
PITTSBURGH	01/31	*	34	3	7	.429	0	0	—	2	3	.667	2	2	4	2	0	1	0	0	8
at Georgetown	02/03	*	33	3	8	.375	0	0	—	1	2	.500	2	2	4	5	0	1	1	0	7
at Notre Dame	02/07	*	28	8	9	.889	0	0	—	2	7	.286	6	2	8	2	0	1	0	0	18
at Marquette	02/13	*	26	6	7	.857	0	0	—	0	0	—	5	5	10	5	2	1	0	0	12
vs. CINCINNATI	02/16										DNP										
ST. JOHN'S	02/20	*	28	1	4	.250	0	0	—	1	2	.500	4	2	6	4	1	2	1	0	3
at Villanova	02/24	—	30	2	5	.400	0	0	—	3	4	.750	3	1	4	0	1	2	0	2	7
PROVIDENCE	02/27	—	20	2	2	1.000	0	0	—	2	2	1.000	2	4	6	2	1	4	2	2	6

CAREER STATISTICS

Season	GP	GS	Min.	Avg.	Total			3-Point			Free Throws			Rebounds			Scoring								
					FG	FGA	Pct.	FG	FGA	Pct.	FT	FTA	Pct.	Off.	Def.	Tot.	Avg.	PF	FO	Ast.	TO	Blk	Stl	Pts.	Avg.
2009-10	27	25	833	30.9	114	212	.538	0	0	—	66	109	.606	79	125	204	7.6	75	3	15	56	21	15	294	10.9





TOARLYN FITZPATRICK

Freshman | Forward | 6-8 | 230

32

Tampa, Fla. | King HS

2009-10: Played 20 minutes in his first collegiate game at SMU (11/13), grabbing three rebounds ... Scored his first collegiate points with a layup with 5:30 left in the first half against Davidson (11/19) ... Added four more points the next night against South Carolina (11/20) ... Contributed six rebounds with three points and two blocks against UNC Wilmington (11/22) ... Scored nine points with four boards and two blocks against Kent State (11/25) ... Added five rebounds against FAU (11/25) ... Had 11 points on 5-of-9 shooting against Hampton (12/2) ... Had a season-high seven rebounds with five points against CMU (12/13) ... Made his first career start against UCF (12/16), contributing nine rebounds with two points and two blocks ... Had his first career double-double with 11 points and a career-high 11 rebounds at Louisville (12/30) ... Went 4-of-5 from the field and 5-of-7 from the free throw line for a career-high 13 points with six boards and three blocks against Notre Dame (01/05) ... Knocked down his first career 3-pointer and went 4-of-8 overall for 12 points along with seven rebounds and a career-high five steals against Rutgers (01/16) ... Sank the game-tying 3-pointer with .2 seconds left to send the game into overtime at Providence (01/23) ... Shot 4-of-4 and had 12 points all together with eight rebounds against the Friars. ... Contributed seven points against Seton Hall (01/28) ... Grabbed 10 rebounds in an upset win over No. 17 Pitt (01/31) ... Posted six points and six boards with two steals at Georgetown (02/03).

High School: One of the top forwards in Florida out of Tampa King High School and was named the St. Petersburg Times' Suncoast Player of the Year after averaging a double-double as a senior with 14.0 points and 11.3 rebounds per game ... Also chipped in 4.3 blocks, 3.0 assists and 2.0 steals per game ... Led King to its best season in school history as a senior, finishing 23-7 and leading the Lions to their first ever 5A state final four appearance ... Had a 10-assist and two eight-assist outings ... Also had two eight-block games and a school single-game record 25-rebound game ... Tallied a triple-double in region final win with 18 points, 18 rebounds and 10 assists ... Scored more than 2,000 career points in his high school career ... Named to the Tampa Tribune's All-Hillsborough County Boys Basketball first-team and named a Tampa Bay Basketball Coaches Association All-Star and Florida Athletic Coaches Association All-Star ... Averaged 15.5 points and 9.0 rebounds per game as a junior ... Was an All-Western Conference and All-Bay Area Suncoast Team honoree, and was named Tournament MVP of the Alonso Holiday Classic as a junior ... Posted 15.0 points and 9.7 rebounds an outing as a sophomore and was named to the All-Western Conference and All-Hillsborough County teams ... Coached by Sam Lanier at King ... Chose USF over Miami, Alabama, Auburn, Tulane, Ole Miss and Florida State.

Personal: Son of Limbana Lester ... Has one younger sister, Torri Fitzpatrick ... Born Sept. 4, 1989 ... Undecided on a major ... Signed with Georgia Southern in the November signing period but was granted a release from his NLI after Georgia Southern's coach resigned at the end of the season ... Signed with USF on April 24, 2009.

2009-10 Season Highs

Points 13, vs. Notre Dame (01/05/10)
Rebounds 11, at Louisville (12/30/09)
Assists 2 (3), last at Marquette (02/13/10)
Steals 5, vs. Rutgers (01/16/10)
Blocked Shots 3, vs. Notre Dame (01/05/10)
Field Goals 5, vs. Hampton (12/2/09)
Field Goal Attempts 9, vs. Hampton (12/2/09)
Free Throws 5 (2), last vs. Notre Dame (01/05/10)
Free Throw Attempts 10, at Louisville (12/30/09)
3-Point Field Goals 1 (3), last vs. Seton Hall (01/28/10)
3-Point Field Goal Attempts 2, vs. Seton Hall (01/28/10)
Foul Disqualifications 1, 2009-10
Minutes 36, vs. Notre Dame (01/05/10)

Opponent	Date	GS	Min	TOTAL			3-PTS			FREE THROWS			REBOUNDS			PF	A	TO	Blk	Stl	Pts
				FG	FGA	Pct	3FG	FGA	Pct	FT	FTA	Pct	Off	Def	Tot						
at SMU	11/13	—	20	0	0	—	0	0	—	0	0	—	1	2	3	2	0	0	0	0	0
VIRGINIA	11/16	—	12	0	1	.000	0	0	—	0	0	—	0	1	1	3	0	1	0	1	0
vs Davidson	11/19	—	14	1	3	.333	0	0	—	0	0	—	3	0	3	4	0	0	0	0	2
vs South Carolina	11/20	—	9	2	2	1.000	0	0	—	0	0	—	1	1	2	1	0	0	0	1	4
vs UNC Wilmington	11/22	—	21	1	1	1.000	0	0	—	1	2	.500	2	4	6	3	1	3	2	1	3
KENT STATE	11/25	—	20	4	8	.500	0	0	—	1	2	.500	1	3	4	1	1	3	2	0	9
FAU	11/27	—	14	0	4	.000	0	1	.000	1	2	.500	2	3	5	0	2	0	0	0	1
HAMPTON	12/02	—	21	5	9	.556	0	0	—	1	2	.500	1	3	4	3	1	2	1	0	11
CMU	12/13	—	26	2	4	.500	0	0	—	1	2	.500	2	5	7	3	0	3	0	1	5
UCF	12/16	*	24	0	4	.000	0	1	.000	2	4	.500	4	5	9	4	1	3	2	0	2
vs USFCA	12/19	*	26	0	3	.000	0	1	.000	0	0	—	2	3	5	2	0	1	0	1	0
vs USD	12/20	*	20	3	8	.375	0	1	.000	1	2	.500	1	4	5	3	1	0	0	1	7
at LOUISVILLE	12/30	*	23	3	8	.375	0	0	—	5	10	.500	7	4	11	3	0	3	2	1	11
NOTRE DAME	01/05	*	36	4	5	.800	0	0	—	5	7	.714	2	4	6	3	0	2	3	0	13
at Syracuse	01/10	*	20	1	5	.200	0	0	—	0	2	.000	2	3	5	2	1	2	1	1	2
WEST VIRGINIA	01/13	*	30	1	2	.500	0	0	—	0	0	—	5	2	7	4	0	5	1	0	2
RUTGERS	01/16	*	35	4	8	.500	1	1	1.000	3	6	.500	1	6	7	1	2	1	2	5	12
at Cincinnati	01/20	*	18	2	5	.400	0	0	—	1	2	.500	0	2	2	3	0	2	0	0	5
at Providence	01/23	*	28	4	4	1.000	1	1	1.000	3	4	.750	5	3	8	5	0	3	2	1	12
SETON HALL	01/28	*	24	2	5	.400	1	2	.500	2	2	1.000	1	0	1	3	0	1	0	0	7
PITTSBURGH	01/31	*	26	1	8	.125	0	1	.000	1	2	.500	3	7	10	4	0	1	1	0	3
at Georgetown	02/03	*	27	3	4	.750	0	0	—	0	2	.000	1	5	6	4	0	0	1	2	6
at Notre Dame	02/07	*	25	1	5	.200	0	0	—	0	0	—	2	1	3	0	0	1	2	2	2
at Marquette	02/13	*	24	0	2	.000	0	0	—	0	0	—	0	4	4	2	2	0	0	0	0
CINCINNATI	02/16	—	25	1	3	.333	0	0	—	2	2	1.000	1	3	4	1	0	0	0	0	4
ST. JOHN'S	02/20	—	11	0	1	.000	0	0	—	0	0	—	1	1	2	1	0	0	0	0	0
at Villanova	02/24	*	12	0	2	.000	0	1	.000	0	0	—	0	0	0	2	0	1	1	0	0
PROVIDENCE	02/27	*	14	0	3	.000	0	0	—	2	2	1.000	0	1	1	3	0	0	0	0	2

CAREER STATISTICS

Season	GP	GS	Min.	Avg.	Total			3-Point			Free Throws			Rebounds				Scoring							
					FG	FGA	Pct.	FG	FGA	Pct.	FT	FTA	Pct.	Off.	Def.	Tot.	Avg.	PF	FO	Ast.	TO	Blk	Stl	Pts.	Avg.
2009-10	28	17	605	21.6	45	117	.385	3	10	.300	32	57	.561	51	80	131	4.7	70	1	12	38	23	18	125	4.5



AUGUSTUS GILCHRIST # 24

Sophomore | Forward/Center | 6-10 | 245

Clinton, Md. | Maryland | Progressive Christian Academy | Friendly HS

Gilchrist Season / Career Highs

Points	Season: 27, vs. FAU (11/27/09)
Career: 27, vs. FAU (11/27/09)	
Rebounds	Season: 9, at SMU (11/13/09)
Career: 11, vs. DePaul (1/20/09)	
Assists	Season: 3, vs. Virginia (11/16/09)
Career: 3, vs. Virginia (11/16/09)	
Steals	Season: 2, vs. Davidson (11/19/09)
Career: 2, vs. Davidson (11/19/09)	
Blocked Shots	Season: 3 (2), last vs. FAU (11/27/09)
Career: 5, vs. Louisville (1/7/09)	
Field Goals	Season: 10, vs. FAU (11/27/09)
Career: 10 (2), last vs. FAU (11/27/09)	
Field Goal Attempts	Season: 3 (2), last vs. KSU (11/25/09)
Career: 18, vs. DePaul (1/20/09)	
Free Throws	Season: 15, vs. Davidson (11/19/09)
Career: 15, vs. Davidson (11/19/09)	
Free Throw Attempts	Season: 16, vs. Davidson (11/19/09)
Career: 16, vs. Davidson (11/19/09)	
3-Point Field Goals	Season: 3, vs. KSU (11/25/09)
Career: 3 (2), last vs. KSU (11/25/09)	
3-Point Field Goal Attempts	Season: 4, last vs. KSU (11/25/09)
Career: 6 (2), last at UConn (2/21/09)	
Foul Disqualifications	Season: —
Career: 2, 2008-09	
Minutes	Season: 35, vs. Cincinnati (02/16/10)
Career: 35, vs. Cincinnati (02/16/10)	

Opposition	2008-09		
	P	R	A
SMU	--	DNP	--
at Virginia	--	DNP	--
High Point	--	DNP	--
Northeastern	--	DNP	--
at UAB	--	DNP	--
at UCF	--	DNP	--
Niagara	8	6	1
vs. Vanderbilt	12	8	0
vs. Murray St.	8	6	1
vs. Wright St.	4	3	0
vs. Oral Rob.	11	4	1
Iona	6	5	0
Syracuse	7	3	1
Louisville	11	3	0
at DePaul	16	4	0
at Pittsburgh	22	3	1
at West Virginia	2	2	0
DePaul	16	11	0
Villanova	18	7	0
at Louisville	5	3	0
at St. John's	12	4	0
Marquette	6	4	2
Providence	2	4	2
at Notre Dame	6	1	1
Georgetown	11	3	0
at UConn	15	4	0
at Seton Hall	20	7	1
West Virginia	5	3	0
Cincinnati	13	4	1
at Rutgers	7	3	0
vs. Seton Hall	12	6	0

Honors

BIG EAST Weekly Honor Roll - Nov. 30, 2009

BIG EAST Rookie of the Week - Jan. 26, 2009

2009-10: Missed 15 games due to a severe ankle sprain midway through the season ... Scored 23 points and posted a game-high nine rebounds at SMU (11/13) ... Followed that up with 18 points, including 7-7 on free throws, with eight rebounds and three blocks against Virginia (11/16) ... Sank 15-of-16 free throws against Davidson (11/19) to tie the second-best mark in school history with Solomon Bozeman, who also had 15 against Stetson Nov. 27, 2006 ... Added 19 points the next night against South Carolina, including 10-of-12 on free throws ... Tallied 14 points with six boards against UNC Wilmington (11/22) ... Had another solid performance with 19 points on 8-of-14 shooting and seven rebounds against Kent State (11/25) ... Added 23 second-half points and a career-high 27 all-together on 10-of-12 shooting with seven rebounds and three blocks against FAU (11/27) ... Had seven points and four rebounds off the bench in 23 minutes in his first game back at Marquette (02/13) ... Got the starting nod and scored 10 points with a team-high six rebounds against Cincinnati (02/16) ... Had a game-high eight rebounds at Villanova (02/20) ... Hit 7-of-9 field goals and 6-of-8 free throws for 21 points along with six rebounds against Providence (02/27).

2008-09: Summer transfer from Maryland who became eligible at the end of the first semester ... First game available was Dec. 14 vs. Niagara ... Appeared in all 25 games he was eligible for, starting 12 ... Averaged 10.2 points per game, third best on the team ... Also averaged 4.4 rebounds, 0.5 assists and a team-high 24 blocked shots ... Started in his USF and collegiate debut vs. Niagara (12/14) ... Was named BIG EAST Rookie of the week after averaging 17 points, nine rebounds and one block in games vs. DePaul and Villanova ... Double-double against DePaul (1/20) with 16 points and 11 rebounds.

Before USF: Transfer from Maryland who signed a grant-in-aid to attend USF ... Originally signed with Virginia Tech in November 2006 but was granted a release from his National Letter of Intent ... Then enrolled at Maryland in January but the Atlantic Coast Conference ruled he would not be eligible until the completion of the fall 2008 semester and would lose a year of eligibility because of ACC intra-conference transfer rules.

High School: Spent senior season at Progressive Christian Academy in Camp Springs, Md. ... Attended Friendly High School in Fort Washington, Md., for three years where he was a teammate of current USF guard Chris Howard as a freshman ... Ranked 52nd nationally by Rivals in the 2007 class and 55th by Scout ... Rated the ninth best center by Scout and the 14th best power forward by Rivals ... Named MVP of the 2007 Capital Classic after scoring 24 points and grabbing nine rebounds ... As a senior he averaged 24 points, 12 rebounds and five blocked shots per game ... As a junior, Gilchrist averaged 16 points and 11 rebounds ... Coached by Curtis Malone as a member of the D.C. Assault AAU program.

Personal: Undecided on major ... Son of Augustus Sr. and Donna ... Born October 15, 1989.

Opponent	Date	GS	Min	TOTAL			3-PTS			FREE THROWS			REBOUNDS					PF	A	TO	Blk	Stl	Pts
				FGA	Pct	3FG	FGA	Pct	FT	FTA	Pct	Off	Def	Tot									
at SMU	11/13	*	31	8	12	.750	1	1	1.000	6	8	.750	4	5	9	2	0	4	2	0	23		
VIRGINIA	11/16	*	34	5	9	.556	1	1	1.000	7	7	1.000	3	5	8	4	3	6	3	0	18		
vs Davidson	11/19	*	31	3	9	.333	0	0	—	15	16	.938	2	6	8	3	0	2	1	2	21		
vs South Carolina	11/20	*	33	4	11	.364	1	1	1.000	10	12	.833	5	2	7	4	1	3	1	0	19		
vs UNC Wilmington	11/22	*	29	5	10	.500	0	1	.000	4	6	.667	4	2	6	3	0	3	0	0	14		
KENT STATE	11/25	*	30	8	14	.571	3	4	.750	0	0	—	4	3	7	0	1	3	1	1	19		
FAU	11/27	*	33	10	12	.833	2	2	1.000	5	7	.714	1	6	7	1	0	4	3	1	27		
HAMPTON	12/02	*	24	4	10	.400	0	1	.000	1	3	.333	2	5	7	2	1	0	0	0	9		
CMU	12/13									--	DNP	--											
UCF	12/16									--	DNP	--											
vs. USFCA	12/19									--	DNP	--											
vs. USD	12/20									--	DNP	--											
at Louisville	12/30									--	DNP	--											
NOTRE DAME	01/05									--	DNP	--											
at Syracuse	01/10									--	DNP	--											
WEST VIRGINIA	01/13									--	DNP	--											
RUTGERS	01/16									--	DNP	--											
at Cincinnati	01/20									--	DNP	--											
at Providence	01/23									--	DNP	--											
SETON HALL	01/28									--	DNP	--											
PITTSBURGH	01/31									--	DNP	--											
at Georgetown	02/03									--	DNP	--											
at Notre Dame	02/07									--	DNP	--											
at Marquette	02/13	—	23	3	6	.500	1	3	.333	0	0	—	2	2	4	2	0	1	0	0	7		
CINCINNATI	02/16	*	35	3	10	.300	1	2	.500	3	4	.750	1	5	6	3	1	5	0	0	10		
ST. JOHN'S	02/20	*	19	1	6	.167	0	3	.000	0	1	.000	1	1	2	3	0	1	0	0	2		
at Villanova	02/24	—	30	2	2	1.000	0	0	—	1	2	.500	3	5	8	1	0	0	0	0	5		
PROVIDENCE	02/27	—	28	7	9	.778	1	1	1.000	6	8	.750	2	4	6	3	1	1	0	0	21		

CAREER STATISTICS

Season	GP	GS	Min.	Avg.	Total			3-Point			Free Throws			Rebounds					Scoring						
					FG	FGA	Pct.	FG	FGA	Pct.	FT	FTA	Pct.	Off.	Def.	Tot.	Avg.	PF	FO	Ast.	TO	Blk	Stl	Pts.	Avg.
2008-09	25	12	605	24.2	99	245	.404	14	43	.326	43	77	.558	42	69	111	4.4	56	2	12	42	24	7	255	10.2
2009-10	13	10	380	29.2	63	120	.525	11	20	.550	58	74	.784	34	51	85	6.5	31	0	8	33	11	4	195	15.0
Total	38	22	985	25.9	162	365	.444	25	63	.397	101	151	.669	76	120	196	5.2	87	2	20	75	35	11	450	11.8



CHRIS HOWARD

Senior | Guard | 6-3 | 200

#3

Fort Washington, Md. | Friendly HS

2009-10: Stands fifth in career assists with 466 ... Up next is No. 4 Tommy Tonelli with 480 ... Posted 14 points, seven assists and four boards at SMU (11/13) ... Posted a season-high 15 points with six rebounds and four assists against FAU (11/27) ... Knocked down 13 points with a season-high eight assists against Hampton (12/2) ... Posted 14 points and six assists against UCF (12/16) ... Knocked down 14 points with seven rebounds and four assists against USFCA (12/19) ... Scored in double figures for the sixth straight game against USD with 11 points (12/20) ... Posted a double-double with 16 points and 10 rebounds at Cincinnati (01/20), setting a new career high in boards ... Hit for 12 points on 5-of-11 shooting with five boards at Providence (01/23) ... Went for 12 points and six rebounds against Seton Hall (01/28) ... Hit for 13 and contributed six rebounds against Pitt (01/31) ... Had a career night at Notre Dame (02/07), shooting 9-of-15 and posting a career-high 23 points all together with five boards ... Added 11 points, five rebounds and five assists in his 100th career game at Marquette (02/13) ... Had 14 points with five assists against St. John's (02/20) ... Poured in 20 points on 7-of-11 shooting with four assists against Providence (02/27) in his 100th career start.

2008-09: Played in all 31 games, starting 29 ... Finished season averaging 7.7 points, a team-leading 4.1 assists and 3.9 rebounds ... Recorded a pair of double-doubles on the season with 12 points and 10 assists at DePaul (1/10) and 10 points, 11 assists vs. West Virginia (3/1) ... Season's game-highs were 15 points (1/24 vs. Villanova), 8 rebounds (2/21 at UConn) and 11 assists (3/1 vs. West Virginia).

2007-08: Played in all 31 games on the year, starting 30 ... Averaged 8.4 points, 4.8 assists and 3.9 rebounds per game ... His 4.8 assists led the team and was 6th in the BIG EAST ... Tallied 150 assists on the season which ranked 9th on the USF single-season list ... Named to All-Tournament Team at Glenn Wilkes Classic.

2006-07: Recipient of the Bill Jones Scholarship Award ... Appeared in 14 games, 13 starts ... Missed first 16 games of the year while recovering from a second left anterior cruciate ligament (ACL) knee injury suffered in June of 2006 ... Finished second in the BIG EAST in assists (5.86 apg) in league games only ... First career start came in the win over Cincinnati (1/14) ... Concluded the year averaging 5.6 points, 3.0 rebounds and 5.8 assists per game.

2005-06: Redshirted after injuring his left ACL in November of 2005.

High School: Three-year letterwinner and starter at Friendly High School in Fort Washington, Md. ... Member of back-to-back state championship squads as a junior and senior ... Program posted overall record of 51-2 during his tenure ... Served as team captain ... All-conference and all-area honoree during his career ... Averaged 18 points, 10 assists and 7 rebounds as a senior ... Collected eight triple-doubles on the season ... Junior year season averages were 14 points, 10 assists and six rebounds per outing ... Spent 2004-05 at Florida Prep, but did not play basketball.

Personal: Completed his degree in communications ... Working on a second degree in criminology ... Born August 8, 1986 in Minneapolis, Minn. ... Son of Sabrina Dudley ... Father of six-year-old daughter Aaliyah.


Opponent	Date	GS	Min	TOTAL			3-PTS			FREE THROWS			REBOUNDS			PF	A	TO	Blk	Stl	Pts
				FG	FGA	Pct	3FG	FGA	Pct	FT	FTA	Pct	Off	Def	Tot						
at SMU	11/13	*	38	6	8	.750	0	2	1.000	2	2	1.000	0	4	4	2	7	1	1	14	
VIRGINIA	11/16	*	30	1	4	.250	0	1	0.000	0	0	---	2	1	3	2	1	2	0	2	
vs Davidson	11/19	*	38	1	4	.250	1	3	.333	6	8	.750	1	3	4	3	2	4	1	1	9
vs South Carolina	11/20	*	38	2	7	.286	1	5	.200	0	0	---	1	2	3	3	4	2	0	1	5
vs UNC Wilmington	11/22	*	30	4	7	.571	0	1	0.000	0	1	1.000	0	1	1	2	3	3	0	2	8
KENT STATE	11/25	*	20	1	4	.250	0	2	0.000	0	0	---	1	0	1	0	7	1	0	0	2
FAU	11/27	*	33	5	8	.625	3	4	.750	2	2	1.000	1	5	6	1	4	0	0	0	15
HAMPTON	12/02	*	32	3	4	.750	1	2	.500	6	8	.750	0	0	0	1	8	1	0	0	13
CMU	12/13	*	39	5	11	.455	1	3	.333	2	3	.667	1	2	3	0	4	1	1	1	13
UCF	12/16	*	39	4	10	.400	2	6	.333	4	6	.667	1	1	2	3	6	4	0	2	14
vs USFCA	12/19	*	30	4	9	.444	2	5	.400	4	4	1.000	1	6	7	3	4	3	0	0	14
vs USD	12/20	*	40	3	8	.375	2	2	1.000	3	6	.500	1	5	6	1	2	1	0	1	11
at LOUISVILLE	12/30	*	34	3	9	.333	0	3	0.000	2	3	.667	1	2	3	5	2	2	0	0	8
NOTRE DAME	01/05	*	40	2	6	.333	2	4	.500	2	2	1.000	1	2	3	2	4	1	0	1	8
at Syracuse	01/10	*	37	2	6	.333	0	3	.333	3	3	1.000	0	3	3	4	2	2	1	2	7
WEST VIRGINIA	01/13	*	35	1	7	.143	0	2	.000	4	7	.571	0	2	2	3	2	4	0	0	6
RUTGERS	01/16	*	36	1	5	.200	0	4	.000	3	4	.750	2	4	6	2	4	2	0	0	5
at Cincinnati	01/20	*	33	5	10	.500	2	5	.400	4	4	1.000	6	4	10	3	3	0	0	1	16
at Providence	01/23	*	44	5	11	.455	1	3	.333	1	2	.500	1	4	5	1	2	1	0	0	12
SETON HALL	01/28	*	43	4	12	.333	0	3	.000	4	5	.800	4	2	6	2	2	1	0	1	12
PITTSBURGH	01/31	*	34	4	9	.444	1	2	.500	4	7	.571	1	5	6	4	1	0	1	1	13
at Georgetown	02/03	*	36	2	8	.250	0	4	.000	4	6	.667	0	0	0	2	6	1	0	1	8
at Notre Dame	02/07	*	37	9	15	.600	2	5	.400	3	5	.600	1	4	5	3	2	1	0	1	23
at Marquette	02/13	*	35	5	11	.455	1	3	.333	0	0	---	2	3	5	1	5	2	0	0	11
CINCINNATI	02/16	*	35	1	3	.333	0	0	---	2	4	.500	2	0	2	4	7	2	0	2	4
ST. JOHN'S	02/20	*	37	6	12	.500	1	5	.200	1	2	.500	1	2	3	0	5	2	0	1	14
at Villanova	02/24	*	33	3	7	.429	0	1	.000	1	3	.333	0	2	2	4	3	3	1	1	7
PROVIDENCE	02/27	*	38	7	11	.636	0	2	.000	6	8	.750	2	2	4	2	4	1	1	0	20

CAREER STATISTICS

Season	GP	GS	Total				3-Point			Free Throws			Rebounds				Scoring								
			Min.	Avg.	FG	FGA	Pct.	FG	FGA	Pct.	FT	FTA	Pct.	Off.	Def.	Tot.	Avg.	Pts.	Avg.						
2006-07	14	13	435	31.1	27	80	.338	2	13	.154	23	38	.605	9	33	42	3.0	34	1	82	51	1	15	79	5.6
2007-08	31	30	994	32.1	88	214	.411	15	54	.278	70	105	.667	32	88	120	3.9	67	0	150	83	5	29	261	8.4
2008-09	31	29	1057	34.1	78	213	.366	22	65	.338	62	99	.626	27	93	120	3.9	63	1	128	70	5	34	240	7.7
2009-10	28	28	994	35.5	99	226	.438	23	85	.271	73	105	.695	34	71	105	3.8	63	1	106	48	7	20	294	10.5
TOTAL	104	100	3480	33.5	292	733	.398	62	217	.286	228	347	.657	102	285	387	3.7	227	3	466	252	18	98	874	8.4

Howard Season / Career Highs

Points	Season: 23, at Notre Dame (02/07/10)
Career: 23, at Notre Dame (02/07/10)	
Rebounds	Season: 10, at Cincinnati (01/20/10)
Career: 10, at Cincinnati (01/20/10)	
Assists	Season: 8, vs. Hampton (12/2/09)
Career: 11 (2), last vs. West Virginia (3/1/09)	
Steals	Season: 2 (4), last vs. Cincinnati (02/16/10)
Career: 4, at Villanova (3/5/08)	
Blocked Shots	Season: 1 (7), last vs. Providence (02/27/10)
Career: 1 (18), last vs. Providence (02/27/10)	
Field Goals	Season: 9, at Notre Dame (02/07/10)
Career: 9, at Notre Dame (02/07/10)	
Field Goal Attempts	Season: 15, at Notre Dame (02/07/10)
Career: 17, at UConn (2/21/09)	
Free Throws	Season: 6 (3), last vs. Providence (02/27/10)
Career: 9, at Providence (1/12/08)	
Free Throw Attempts	Season: 8 (3), last vs. Providence (02/27/10)
Career: 11, at Providence (1/12/08)	
3-Point Field Goals	Season: 3, vs. FAU (11/27/09)
Career: 3 (3), last vs. FAU (11/27/09)	
3-Point Field Goal Attempts	Season: 6, vs. UCF (12/16/09)
Career: 6 (2), last vs. UCF (12/16/09)	
Foul Disqualifications	Season: 1, 2009-10
Career: 1 (3), 2006-07, 2008-09, 2009-10	
Minutes	Season: 44, at Providence (01/23/10)
Career: 44, at Providence (01/23/10)	



DOMINIQUE JONES

Junior | Guard | 6-4 | 215

20

Lake Wales, Fla. | Lake Wales HS

Honors

BIG EAST Weekly Honor Roll - Feb. 8, 2010
BIG EAST Player of the Week - Feb. 1, 2010
BIG EAST Player of the Week - Jan. 25, 2010
BIG EAST Weekly Honor Roll - Jan. 11, 2009
BIG EAST Player of the Week - Dec. 21, 2009
NBE Player of the Week - Dec. 21, 2009
BIG EAST Weekly Honor Roll - Nov. 23, 2009
2009-10 Preseason BIG EAST Honorable Mention
2008-09 BIG EAST Honorable Mention

BIG EAST Weekly Honor Roll - Jan. 19, 2009
2007-08 BIG EAST Honorable Mention
2007-08 BIG EAST All-Rookie Team
Sporting News National Player of the Week - Dec. 10, 2007
BIG EAST Rookie of the Week - Dec. 3, 2007
BIG EAST Rookie of the Week - Dec. 10, 2007
BIG EAST Rookie of the Week - Feb. 18, 2008
BIG EAST Rookie of the Week - March 3, 2008

2009-10: Currently second in free throws made (416), third in attempted free throws (560), fifth in scoring (1,692 points) and three pointers attempted (471), sixth in field goals made (560) and field goals attempted (1,260), seventh in three point field goals made (156), ninth in steals (134), and tied for 10th in assists (314) ... Tallied four steals and shot 10-18 for 22 points against Virginia ... Posted his third career double-double against Davidson (11/19) with 17 points and 10 rebounds ... Had a game-high 28 points and a career high six steals against UNC Wilmington (11/22) ... Had a career-high 10 assists against FAU (11/27) ... Posted 13 points, six rebounds and six assists against Hampton (12/2) ... Went 8-for-8 at the free throw line and 7-for-18 from the floor for 24 points against CMU (12/13) ... Five steals to go along with 27 points vs. UCF (12/16) ... Scored over 20 points for the third straight game against USFCA (12/19), then sank 9-of-11 free throws to go with 18 points and six assists against USD (12/20) ... Knocked down 26 points with five assists against Notre Dame (01/05) ... Followed that up with his eighth-career 30-point game, posting 30 against Syracuse (01/10), including a career-high 13-of-17 performance from the free throw line ... Had 28 points with seven rebounds against West Virginia (01/13), the third time in his career he had 25 or more points in three straight games ... Held without an assist against WVU for the first time in 55 games ... Posted 20 for the fourth-straight game against Rutgers with eight boards and four assists (01/16) ... Scored 20 or more in five straight games for the first time in his career after posting 21 against Cincinnati (01/20) with six boards and four assists ... Broke the USF record for points in a game with 46 in a 109-105 overtime win against Providence (01/23) ... Record was previously held by Charlie Bradley, who had 42 against Florida State Dec. 10, 1982 ... Fell two points shy of tying the BIG EAST record for points in a game ... Total was the third highest of the season at that point in D-I ... Knocked down 15-of-23 field goals and 14-of-18 free throws, the fourth and third highest single-game totals for field goals and free throws made, respectively, in USF history ... Almost had a triple double with 10 rebounds, eight assists and three steals and played all 45 minutes ... Posted 28 points on 9-of-16 shooting while going 10-of-11 from the line for his seventh-straight 20-point game against Seton Hall (01/28) ... Had his second-highest point total with 37 on 10-of-20 shooting and 14-of-17 free throw shooting against Pittsburgh (01/31) with eight rebounds and three assists ... Continued to stay hot with 29 points on 8-of-17 shooting with eight rebounds, four assists and three steals at Georgetown (02/03) ... Scored 140 points in four games, the most by any player in D-I in 2009-10 ... Hit for just 10 points but contributed eight assists at Notre Dame (02/07), ending his streak of 20 or more points in a game at nine ... Nearly had a double-double with 16 points and nine rebounds at Marquette (02/13) ... Had a game-high 26 points on 7-of-12 shooting, including 10-of-12 from the free throw line, against Cincinnati (02/16) ... Posted a 17-point effort the next game against St. John's (02/20) ... Tied his career high with 14-of-16 free throw shooting to score 26 points with nine boards vs. Providence (02/27).

2008-09				2007-08			
Opposition	P	R	A	Opposition	P	R	A
SMU	13	3	6	Cleveland St.	13	8	3
at Virginia	23	5	5	at Buffalo	17	2	3
High Point	9	6	4	vs. URI	10	4	2
Northeastern	20	6	4	vs. FAU	7	1	2
at UAB	15	3	5	vs. Florida St.	10	2	0
at UCF	31	7	4	East Carolina	11	8	6
Niagara	8	4	4	at FIU	14	5	2
vs. Vanderbilt	19	7	2	UCF	30	4	5
vs. Murray St.	23	0	3	at Richmond	30	14	4
vs. Wright St.	0	3	4	UAB	25	6	3
vs. Oral Rob.	8	2	5	at Wake Forest	14	5	3
Iona	36	4	5	St. Francis	14	2	5
Syracuse	17	5	2	Win.-Salem St.	8	6	7
Louisville	11	5	1	Rutgers	24	7	1
at DePaul	22	8	4	at Syracuse	23	2	3
at Pittsburgh	22	3	7	Pittsburgh	13	3	3
at West Virginia	35	8	3	at Providence	10	1	2
DePaul	26	10	6	at Seton Hall	7	4	3
Villanova	11	2	3	West Virginia	11	6	1
at Louisville	19	7	3	Louisville	17	2	4
at St. John's	16	7	3	at Marquette	15	8	2
Marquette	15	5	4	St. John's	24	1	3
Providence	29	8	3	at Georgetown	15	2	0
at Notre Dame	14	9	7	at DePaul	11	6	2
Georgetown	12	4	4	Syracuse	29	4	2
at UConn	14	5	5	UConn	16	4	4
at Seton Hall	20	9	1	at Cincinnati	16	2	3
West Virginia	18	6	2	Seton Hall	31	7	2
Cincinnati	30	8	5	at Rutgers	17	6	3
at Rutgers	11	6	1	at Villanova	29	4	2
vs. Seton Hall	14	8	7	Notre Dame	20	7	1

Jones Season / Career Highs

Points
 Season: 46, at Providence (01/23/10)
 Career: 46, at Providence (01/23/10)

Rebounds
 Season: 10 (2), last at Prov. (01/23/10)
 Career: 14, at Richmond (12/5/07)

Assists
 Season: 10, vs. FAU (11/27/09)
 Career: 10, vs. FAU (11/27/09)

Steals
 Season: 6, vs. UNC Wilmington (11/22/09)
 Career: 6, vs. UNC Wilmington (11/22/09)

Blocked Shots
 Season: 2 (4), last vs. Cincinnati (02/16/10)
 Career: 2 (8), last vs. Cincinnati (02/16/10)

Field Goals
 Season: 15, at Providence (01/23/10)
 Career: 15, at Providence (01/23/10)

Field Goal Attempts
 Season: 23, at Providence (01/23/10)
 Career: 25, at West Virginia (1/17/09)

Free Throws
 Season: 14 (3), last vs. Prov. (02/27/10)
 Career: 14 (3), last vs. Prov. (02/27/10)

Free Throw Attempts
 Season: 18, at Providence (01/23/10)
 Career: 18, at Providence (01/23/10)

3-Point Field Goals
 Season: 5, vs. USFCA (12/19/09)
 Career: 7, vs. Iona (12/27/08)

3-Point Field Goal Attempts
 Season: 10, vs. USFCA (12/19/09)
 Career: 11, at Villanova (3/5/08)

Foul Disqualifications
 Season: 1, 2009-10
 Career: 3, 2007-08

Minutes
 Season: 45 (2), last vs. Seton Hall (01/28/10)
 Career: 45 (2), last vs. Seton Hall (01/28/10)

Jones bio continued on next page ...

Opponent	Date	GS	Min	TOTAL		3-PTS		FREE THROWS			REBOUNDS		PF	A	TO	Blk	Stl	Pts			
				FGA	Pct	3FGA	Pct	FT	FTA	Pct	Off	Def							Tot		
at SMU	11/13	*	36	4	11	.364	3	8	.375	2	2	1.000	1	5	6	3	6	3	0	1	13
VIRGINIA	11/16	*	38	10	18	.556	1	4	.250	1	1	1.000	1	6	7	3	4	1	0	4	22
vs Davidson	11/19	*	36	8	15	.533	0	2	.000	1	5	.200	2	8	10	3	6	5	0	3	17
vs South Carolina	11/20	*	40	5	10	.500	2	4	.500	5	9	.556	0	9	9	3	5	5	1	0	17
vs UNC Wilmington	11/22	*	40	9	17	.529	1	4	.250	9	14	.643	2	2	4	1	3	3	0	6	28
KENT STATE	11/25	*	24	4	5	.800	1	2	.500	1	1	1.000	0	4	4	1	4	1	0	0	10
FAU	11/27	*	35	4	13	.308	1	7	.143	2	2	1.000	2	2	4	1	10	2	2	1	11
HAMPTON	12/02	*	34	5	11	.455	3	5	.600	0	2	.000	0	6	6	4	6	2	0	0	13
CMU	12/13	*	39	7	18	.389	2	5	.400	8	8	1.000	1	4	5	0	1	5	1	0	24
UCF	12/16	*	40	8	15	.533	3	7	.429	8	9	.889	0	6	6	3	2	4	2	5	27
vs USFCA	12/19	*	30	8	16	.500	5	10	.500	2	4	.500	0	3	3	3	4	1	0	3	23
vs USD	12/20	*	37	4	7	.571	1	1	1.000	9	11	.818	0	5	5	4	6	4	0	3	18
at LOUISVILLE	12/30	*	24	2	6	.333	0	1	.000	1	4	.250	0	3	3	5	2	3	0	3	5
NOTRE DAME	01/05	*	40	9	20	.450	3	7	.429	5	6	.833	1	3	4	1	5	3	0	1	26
at Syracuse	01/10	*	38	7	13	.538	3	6	.500	13	17	.765	4	5	9	4	3	4	1	2	30
WEST VIRGINIA	01/13	*	36	9	20	.450	1	5	.200	9	10	.900	1	6	7	3	0	1	0	1	28
RUTGERS	01/16	*	33	7	13	.538	1	3	.333	5	10	.500	1	7	8	4	4	3	0	1	20
at Cincinnati	01/20	*	38	8	19	.421	1	7	.143	4	4	1.000	2	4	6	4	4	1	0	1	21
at Providence	01/23	*	45	15	23	.652	2	6	.333	14	18	.778	3	7	10	4	8	3	0	3	46
SETON HALL	01/28	*	45	9	16	.563	0	2	.000	10	11	.909	0	4	4	3	3	3	1	0	28
PITTSBURGH	01/31	*	39	10	20	.500	3	4	.750	14	17	.824	3	5	8	4	3	3	1	1	37
at Georgetown	02/03	*	39	8	17	.471	1	5	.200	12	17	.706	1	7	8	4	4	3	1	3	29
at Notre Dame	02/07	*	39	3	17	.176	2	6	.333	2	4	.500	2	3	5	3	8	0	1	0	10
at Marquette	02/13	*	39	6	21	.286	1	7	.143	3	4	.750	1	8	9	4	1	5	2	0	16
CINCINNATI	02/16	*	37	7	12	.583	2	5	.400	10	12	.833	1	4	5	3	2	5	2	2	26
ST. JOHN'S	02/20	*	40	6	18	.333	3	8	.375	2	3	.667	1	1	2	3	2	2	1	1	17
at Villanova	02/24	*	32	2	10	.200	2	8	.250	6	6	1.000	0	7	7	4	0	6	0	1	12
PROVIDENCE	02/27	*	38	6	13	.462	0	4	.000	14	16	.875	3	6	9	3	0	2	0	0	26

CAREER STATISTICS

Season	GP	GS	Min.	Avg.	Total			3-Point			Free Throws			Rebounds				Scoring							
					FG	FGA	Pct.	FG	FGA	Pct.	FT	FTA	Pct.	Off.	Def.	Tot.	Avg.	PF	FO	Ast.	TO	Blk	Stl	Pts.	Avg.
2007-08	31	31	1085	35.0	177	385	.460	54	153	.353	123	162	.759	44	99	143	4.6	73	3	86	70	8	47	531	17.1
2008-09	31	30	1161	37.5	193	461	.419	54	175	.309	121	171	.708	61	112	173	5.6	79	2	122	82	12	41	561	18.1
2009-10	28	28	1031	36.8	190	414	.459	48	143	.336	172	227	.758	33	140	173	6.2	85	1	106	83	16	46	600	21.4
TOTAL	90	89	3277	36.4	560	1260	.444	156	471	.331	416	560	.743	138	351	489	5.4	237	6	314	235	36	134	1692	18.8



DOMINIQUE JONES

Junior | Guard | 6-4 | 215

20

Lake Wales, Fla. | Lake Wales HS

Summer 2009: One of 17 players invited to the 2009 USA Basketball World University Games Team training camp, June 16-24 at the U.S. Olympic Training Center in Colorado Springs, Colo., to compete for the 12 roster spots... One of 25 college players who worked as a counselor at the Adidas Nations camp in Dallas, where top players from around the world competed.

2008-09: Played in all 31 games on the year, starting 30 ... Did not start 12/16 Vanderbilt game because of a sore left ankle but did play ... Led the team in scoring at 18.1 per game, good for seventh in the BIG EAST ... Upped his scoring average to 19.0 an outing in BIG EAST play, fourth best in the league ... Also led the Bulls in rebounding at 5.6 a game and steals at 1.3 per game, and was second in assists at 3.9 an outing ... Was named BIG EAST Honorable Mention for the second consecutive season ... Ended season with 561 points, seventh best on USF single-season list ... Had 121 free throws made on the year, ninth on the USF single-season chart ... He is the second fastest Bull to reach 1,000 and one of only three USF players to do it in two seasons ... Ended the season with 1,092 points, 14th on the USF all-time scoring list ... Hit game-winning shot with 15.9 seconds remaining in 2/6 upset win over No. 8 Marquette.

2007-08: Earned All-BIG EAST Honorable Mention accolades and was a unanimous selection on the BIG EAST All-Rookie Team after averaging a team high 17.1 points per game ... His 17.1 points per game ranked seventh in the BIG EAST ... Jumped his points per game average to 18.2 in conference play, the best of any league freshman and third best in the conference ... Also pulled down 4.6 rebounds per game, second best on the team, and a team high 1.3 steals per game ... Was only Bull to start all 31 games on the year ... Shared the John & Cynthia Ruzic USF Most Valuable Player award with Kentrell Gransberry ... Also earned the Wittcoff Family Endowed Scholarship ... Is USF's third All-BIG EAST Honorable Mention selection and the first Bull named to the All-Rookie team in the school's three years in the conference ... His 31 points vs. Seton Hall were career high and the highest scored by a BIG EAST freshman this year ... Shattered the USF freshman scoring mark by tallying 531 points on the year ... Was named BIG EAST Rookie of the Week four times as well as being named the Sporting News National Player of the Week once ... The first BIG EAST freshman in 13 years to score 30 or more points in consecutive games ... Made 123 free throws on the year, sixth on the USF single season list.

High School: Signed in the early signing period ... Averaged 21 points, 10 rebounds and 7 assists a game as a senior at Lake Wales High School ... Was a first team 4A all-state selection ... Was named Lakeland Ledger Polk County Player of the Year ... Member of Florida Athletic Coaches Association South all-star team ... Rated as the eighth-best prep prospect in his class in the state of Florida by Rivals.com and 14th by Scout.com ... Was an all-state selection for his efforts and was named News Chief Player of the Year, awarded to the top player in the county ... Member of the Florida Nike Elite AAU team and was invited to the Nike All-American Camp.

Personal: Criminology major ... Born October 15, 1988 in Lake Wales, Fla. ... Son of Norman Jones ... Favorite NBA player is fellow Lake Wales native Amare Stoudemire ... For his sophomore season, switched jersey number from 0 to his high school number of 20.

JONES AS A FRESHMAN...

HAD ARGUABLY THE BEST SEASON OF ANY FRESHMAN IN USF HISTORY

- All-BIG EAST Honorable Mention
- Unanimous selection on the BIG EAST All-Rookie Team
- Averaged a team-high 17.1 points per game
- 17.1 points per game ranked seventh in the BIG EAST
- Averaged 18.2 in conference play, the best of any league freshman and third-best in the conference
- Fourth leading returning scorer in BIG EAST
- Pulled down 4.6 rebounds per game, second best on the team
- Team-high 1.3 steals per game
- Was only Bull to start all 31 games on the year
- Scored in double figures in 28 of 31 games
- Had 20 or more points in 10 games and three games with more than 30 points
- 31 points vs. Seton Hall was career high and the highest scored by a BIG EAST freshman in 2007-08
- Three 30-plus point games are already tied for fourth on the USF all-time career list
- Was only USF player to play all 40 minutes in a game during the season, doing it five times
- First game-winning basket was at Rutgers on March 1, 2008, giving USF its first BIG EAST road win
- Shattered the USF freshman scoring mark by tallying 531 points on the year. The previous freshman record was 455 set by B.B. Waldon in the 1998-99 season
- BIG EAST Rookie of the Week four times as well as the Sporting News National Player of the Week once
- Became first freshman in USF history, and only the third USF player ever, to score 30 or more points in back-to-back games
- Was the first BIG EAST freshman in 13 years to score 30 or more points in consecutive games. The last BIG EAST freshman to accomplish the feat was Georgetown's Allen Iverson in December of 1994
- Made 123 free throws on the year, sixth on USF single season list

JONES CONTINUED TO IMPRESS AS A SOPHOMORE

AFTER AN EXPLOSIVE FRESHMAN CAMPAIGN, JONES BETTERED HIS NUMBERS AND MOVED INTO THE USF RECORD BOOKS

- All-BIG EAST Honorable Mention
- Averaged 18.2 points per game, sixth best in the conference
- Scoring average of 19.0 in league play was fourth in the BIG EAST
- Scored his 1,000th-career point becoming the second-fastest Bull to accomplish the feat
- Ended the 2008-09 season in 14th place on USF's all-time scoring list with 1,078 points in two seasons
- His 547 points are eighth on the single-season USF scoring list
- Drained 121 free throws as a sophomore, which is ninth on the USF single-season list and just three made from moving into sixth
- Ended season 12th all-time on career free throws made list with 244, just 15 free throws made from moving into 10th all-time
- Drained 106 3-pointers in his career, 11th on the all-time USF career list and just one out of ninth place all-time
- Four games with 30 or more points and seven for his career, second most in USF history
- Scored at least 20 or more points 22 times in his career, including 12 in 2008-09
- Collected at least 29 or more points five times this season and 10 in his career
- Second career game-winning basket is against No. 8 Marquette
- Talled his second double-double of his career with 26 points and 10 rebounds vs. DePaul on 1/20. The other was a 30-point, 14 rebound performance at Richmond (12/5/07)
- Exploded for a career high 36 points vs. Iona, shooting an efficient 12-16 from the field, 7-9 from 3-point range and 5-6 from the free throw line. He also finished with five assists, accounting for at least 46 of USF's 68 points. He began the assault with a 17-point first half, hitting 6-8 field goals, 3-4 3-pointers and 2-2 from the free throw line
- The 36 point outburst vs. Iona is tied for fifth on the all-time USF single-game scoring list

BACK-TO-BACK BIG EAST PLAYER OF THE WEEK HONORS

Junior guard Dominique Jones averaged 32.5 points, including 37 points against No. 17 Pittsburgh, in a pair of victories for the Bulls to earn back-to-back BIG EAST Player of the Week honors. The Lake Wales, Fla., native shot 52.8 percent from the field, hitting 19-of-36 shots, and hit 85.7 percent at the line, hitting 24-of-28 free throws. Jones also averaged 3.0 assists and one block in 42.0 minutes per game.

JONES EARNS BIG EAST PLAYER OF THE WEEK HONOR

Junior guard Dominique Jones averaged 22.7 points and 4.7 rebounds in the Bulls' three wins Dec. 16, 19 and 20 to earn his first-career BIG EAST Player of the Week award. He was also listed as the NBE Basketball Report BIG EAST Player of the Week. Jones was on the BIG EAST Weekly Honor Roll earlier this season (11/23) and was named the league's Rookie of the Week four times in the 2007-08 season.

Against UCF, USF and USD, Jones shot 52.6 percent (20-38) from the field and 50 percent (9-18) from long range while hitting 79.2 percent (19-24) of his free throws.

In 35.7 minutes per game, Jones also averaged 4.0 assists, 3.7 steals and .7 blocks per game while posting a 1.3 assist to turnover ratio.

JONES ON WEEKLY HONOR ROLL

Junior guard Dominique Jones averaged 28.0 points and 6.5 rebounds against Notre Dame and No.7 Syracuse to earn a spot on the BIG EAST Weekly Honor Roll. Jones shot 48.5 percent (16-33) from the field this week, including 6-13 (46.2%) from long range and 18-23 (78.3%) at the line. In two games, he handed out eight assists, swiped two steals and blocked a shot. He had 26 points against Notre Dame at 30 at No.7 Syracuse. Jones was named to the Weekly Honor Roll on Nov. 23 and was the BIG EAST Player of the Week on Dec. 21. As a sophomore, he earned one Weekly Honor Roll (Jan. 19) award and as a freshman, he was the Rookie of the Week four times.

JONES EARNS BIG EAST WEEKLY HONOR ROLL AWARD

Junior guard Dominique Jones was selected to the BIG EAST Weekly Honor Roll the first reporting week of the season, on Nov. 23. That week, Jones led the team with 19.4 points per game, 14 steals and 24 assists and was second on the squad with 7.2 rebounds per contest. He scored at least 13 points in each of the first five games, and had six or more rebounds in four of five games. The junior played all 40 minutes against South Carolina and Wilmington, and 38 minutes against Virginia. At the time, the native of Lake Wales, Fla., was fifth in the league in scoring, third in steals, ninth in assists, 17th in rebounding and first in minutes played.

JONES SELECTED TO ALL- CHARLESTON CLASSIC TEAM

After averaging 20.7 points and 7.7 rebounds in three games, guard Dominique Jones was selected to the Charleston Classic All-Tournament Team. In three games, Jones averaged 4.7 assists and 3.0 steals in 38.7 minutes per game. He shot 52.4 percent from the field and 30 percent from long range. He exploded for his season-high 28 points and had six steals, three assists and four rebounds in 40 minutes against UNC-Wilmington in the consolation game of the tournament.

JONES TABBED PRESEASON ALL-BIG EAST

Junior guard Dominique Jones was named to the All-BIG EAST second team in a vote by the league's coaches during the conference's annual media day at Madison Square Garden. The All-BIG EAST accolade is the first preseason award for Jones in his career. He earned All-BIG EAST honorable mention after both his freshman and sophomore campaigns.





RYAN KARDOK

Senior | Guard | 6-3 | 188

13

Parkland, Fla. | Broward Community College | Stoneman Douglas HS

Kardok Season / Career Highs

Points

Season: 5, vs. USFCA (12/19/09)

Career: 5, vs. USFCA (12/19/09)

Rebounds

Season: 4, vs. UCF (12/16/09)

Career: 4, vs. UCF (12/16/09)

Assists

Season: 2, vs. USD (12/20/09)

Career: 2, vs. USD (12/20/09)

Steals

Season: 1 (6), last at Providence (01/23/10)

Career: 1 (6), last at Providence (01/23/10)

Blocked Shots

Season: —

Career: 1, vs. Louisville (1/7/09)

Field Goals

Season: 2, vs. USFCA (12/19/09)

Career: 2, vs. USFCA (12/19/09)

Field Goal Attempts

Season: 4 (2), last vs. USD (12/20/09)

Career: 4 (2), last vs. USD (12/20/09)

Free Throws

Season: 2, at Villanova (02/24/10)

Career: 2, at Villanova (02/24/10)

Free Throw Attempts

Season: 2 (2), last at Villanova (02/24/10)

Career: 2 (2), last at Villanova (02/24/10)

3-Point Field Goals

Season: 1 (4), last vs. Seton Hall (01/28/10)

Career: 1 (4), last vs. Seton Hall (01/28/10)

3-Point Field Goal Attempts

Season: 3, vs. USFCA (12/19/09)

Career: 3, vs. USFCA (12/19/09)

Foul Disqualifications

Season: —

Career: —

Minutes

Season: 27, at Louisville (12/30/09)

Career: 27, at Louisville (12/30/09)

Opposition	2008-09		
	P	R	A
High Point	0	1	0
at UAB	0	0	0
vs. Oral Rob.	0	1	0
Louisville	0	1	0
at DePaul	0	0	0
at Louisville	0	0	0
Georgetown	0	0	1
at UConn	0	1	0
Cincinnati	0	0	0

2009-10: Saw his first action of the season against Virginia (11/13) ... Played a career-high 10 minutes and had his first steal at USF against Kent State (11/25) ... Added a steal and a rebound against Hampton (12/2) ... Scored his first career points with a 3-pointer at 15:20 of the second half against UCF (12/16), adding four rebounds, an assist and a steal in 20 minutes of action ... Knocked down five points with three rebounds against USFCA (12/19) ... Hit a 3-pointer in 27 minutes of action at Louisville (12/30) ... Had a key steal in the last seconds of play at Providence to set up the game-tying shot in regulation (01/23) ... Knocked down a 3-pointer and played nine minutes against Seton Hall (01/28) ... Made his first two career free throws at Villanova (02/20).

2008-09: Walk-on who joined the team just before the start of the season ... Appeared in nine games, making his debut 11/25 vs. High Point ... Had his first career rebound vs. High Point and his first career assist 2/18 vs. Georgetown.

Prior to USF: Played two years at Broward Community College... Attended Stoneman Douglas High School in Parkland, Fla., where he averaged 17 points and six assists per game as a senior.

Personal: Son of Martha and Tim Kardok ... Has one older brother, Chris, and one younger sister, Katie... Born March 30, 1988... Majoring in finance.

Opponent	Date	GS	Min	TOTAL			3-PTS			FREE THROWS			REBOUNDS			PF	A	TO	Blk	Stl	Pts
				FG	FGA	Pct	3FG	FGA	Pct	FT	FTA	Pct	Off	Def	Tot						
at SMU	11/13	—	1	0	0	—	0	0	—	0	0	—	0	0	0	0	0	0	0	0	
VIRGINIA	11/16	—	1	0	0	—	0	0	—	0	0	—	0	0	0	0	0	0	0	0	
vs. Davidson	11/19	—	—	—	—	—	—	—	—	—	—	—	—	—	—	—	—	—	—	—	
vs. South Carolina	11/20	—	—	—	—	—	—	—	—	—	—	—	—	—	—	—	—	—	—	—	
vs. UNC Wilmington	11/22	—	—	—	—	—	—	—	—	—	—	—	—	—	—	—	—	—	—	—	
KENT STATE	11/25	—	10	0	1	.000	0	0	—	0	0	—	0	0	0	2	1	1	0	1	0
FAU	11/27	—	3	0	0	—	0	0	—	0	0	—	0	0	0	0	0	1	0	0	0
HAMPTON	12/02	—	7	0	1	.000	0	0	—	0	0	—	0	1	1	0	0	0	0	1	0
CMU	12/13	—	—	—	—	—	—	—	—	—	—	—	—	—	—	—	—	—	—	—	—
UCF	12/16	—	20	1	2	.500	1	2	.500	0	0	—	1	3	4	3	1	1	0	1	3
vs USFCA	12/19	—	20	2	4	.500	1	3	.333	0	0	—	1	2	3	2	1	1	0	0	5
vs USD	12/20	—	20	0	4	.000	0	2	.000	0	0	—	1	0	1	1	2	0	0	1	0
at LOUISVILLE	12/30	—	27	1	1	1.000	1	1	1.000	0	0	—	1	0	1	3	0	2	0	1	3
NOTRE DAME	01/05	—	1	0	0	—	0	0	—	0	0	—	0	0	0	0	0	0	0	0	0
at Syracuse	01/10	—	7	1	2	.500	0	1	.000	0	0	—	0	1	1	2	0	1	0	0	2
WEST VIRGINIA	01/13	—	7	0	0	—	0	0	—	0	0	—	1	1	2	0	0	0	0	0	0
RUTGERS	01/16	—	0+	0	0	—	0	0	—	0	2	.000	0	1	1	0	0	0	0	0	0
at Cincinnati	01/20	—	—	—	—	—	—	—	—	—	—	—	—	—	—	—	—	—	—	—	—
at Providence	01/23	—	3	0	0	—	0	0	—	0	0	—	0	0	0	1	0	0	0	1	0
SETON HALL	01/28	—	9	1	1	1.000	1	1	1.000	0	0	—	0	0	0	1	0	0	0	0	3
PITTSBURGH	01/31	—	2	0	0	—	0	0	—	0	0	—	0	0	0	0	0	0	0	0	0
at Georgetown	02/03	—	—	—	—	—	—	—	—	—	—	—	—	—	—	—	—	—	—	—	—
at Notre Dame	02/07	—	—	—	—	—	—	—	—	—	—	—	—	—	—	—	—	—	—	—	—
at Marquette	02/13	—	1	0	1	.000	0	1	.000	0	0	—	0	0	0	1	0	0	0	0	0
CINCINNATI	02/16	—	—	—	—	—	—	—	—	—	—	—	—	—	—	—	—	—	—	—	—
ST. JOHN'S	02/20	—	2	0	0	—	0	0	—	0	0	—	0	0	0	1	0	0	0	0	0
at Villanova	02/24	—	3	0	0	—	0	0	—	2	2	1.000	0	0	0	2	1	0	0	0	2
PROVIDENCE	02/27	—	—	—	—	—	—	—	—	—	—	—	—	—	—	—	—	—	—	—	—

CAREER STATISTICS

Season	GP	GS	Min.	Avg.	Total			3-Point			Free Throws			Rebounds				Scoring							
					FG	FGA	Pct.	FG	FGA	Pct.	FT	FTA	Pct.	Off.	Def.	Tot.	Avg.	PF	FO	Ast.	TO	Blk	Stl	Pts.	Avg.
2008-09	9	0	20	2.2	0	2	.000	0	1	.000	0	0	—	0	4	4	0.4	1	0	1	0	1	0	0	0.0
2009-10	18	0	143	7.9	6	17	.353	4	11	.364	2	4	.500	5	9	14	0.8	19	0	6	7	0	6	18	1.0
Totals	27	0	163	6.0	6	19	.316	4	12	.333	2	4	.500	5	13	18	0.7	20	0	7	7	1	6	18	0.7





MIKE MERCER

Senior | Guard | 6-5 | 195

33

Snellville, Ga. | Georgia | South Gwinnett HS

Mercer Season / Career Highs

Points	Season: 19 (2), last at Providence (01/23/10) Career: 19 (2), last at Providence (01/23/10)
Rebounds	Season: 10, vs. Notre Dame (01/05/10) Career: 10, vs. Notre Dame (01/05/10)
Assists	Season: 5, vs. Rutgers (01/16/10) Career: 5, vs. Rutgers (01/16/10)
Steals	Season: 4 (2), last vs. Rutgers (01/16/10) Career: 4 (2), last vs. Rutgers (01/16/10)
Blocked Shots	Season: 2 (2), last vs. Providence (02/27/10) Career: 2 (2), last vs. Providence (02/27/10)
Field Goals	Season: 8 (2), last vs. Providence (02/27/10) Career: 8 (2), last vs. Providence (02/27/10)
Field Goal Attempts	Season: 16, at Providence (01/23/10) Career: 16 (2), at Providence (01/23/10)
Free Throws	Season: 6, vs. UCF (12/16/09) Career: 6, vs. UCF (12/16/09)
Free Throw Attempts	Season: 7 (2), last at Louisville (12/30/09) Career: 7 (2), last at Louisville (12/30/09)
3-Point Field Goals	Season: 2, at SMU (11/13/09) Career: 2, at SMU (11/13/09)
3-Point Field Goal Attempts	Season: 4 (2), last vs. USD (12/20/09) Career: 4 (4), last vs. USD (12/20/09)
Foul Disqualifications	Season: — Career: —
Minutes	Season: 37 (4), last vs. Providence (02/27/10) Career: 39, vs. Niagara (12/14/08)

Opposition	2008-09		
	P	R	A
Niagara	12	2	0
vs. Vanderbilt	10	2	2
vs. Murray St.	12	3	3
vs. Wright St.	0	1	1

2009-10: Posted eight points and three rebounds at SMU (11/13) ... Had six points and three boards against Davidson (11/19) ... Had six points and five rebounds against Kent State (11/25) ... Had a season-high nine points on 4-of-4 shooting with three assists and his first career block against FAU (11/27) ... Had a career-high seven rebounds with seven points and three steals against CMU (12/13) ... Went 6-of-7 from the free throw line and tied his career high with 12 points and three steals, while adding four rebounds and a career-high four assists against UCF (12/16) ... Went 8-of-13 from the floor for a career-high 19 points against USD (12/20) ... Added nine points against Louisville (12/30) ... Had his first career double-double with 10 points and a career-high 10 rebounds and added four steals against Notre Dame (01/05) ... Posted 13 points, six rebounds and two assists at Syracuse (01/10) ... Stuffed the stat sheet with 13 points, four rebounds, a career-high five assists, four steals and another career-high two blocks against Rutgers (01/16) ... Added 10 points with four rebounds at Cincinnati (01/20) ... Tied his career high with 19 points and also added seven rebounds, four assists and three steals at Providence (01/23) ... Added nine points in an upset win against No. 17 Pitt (01/31) ... Ended the night with 12 points on 5-of-9 shooting and six boards at Georgetown (02/03) ... Went 5-of-8 for 12 points against Cincinnati (02/16) ... Posted 17 points on 7-of-9 shooting against St. John's (02/20) ... Contributed 11 points and five rebounds at Villanova (02/20) ... Went for 18 points on 8-of-15 shooting with seven boards against Providence (02/27).

2008-09: Became eligible to play in December, 2008 after transferring from Georgia ... Competed in four games, starting two, before suffering a season-ending knee injury ... Averaged 8.5 points per contest ... Shot .348 from the floor ... Also averaged 2.0 rebounds per game with six assists and six steals.

2007-08: Redshirted after transferring on Nov. 27, 2007 from Georgia... Did not play in any games for the Bulldogs in 2007-08.

2006-07: Started all 23 games for UGA before suffering a right knee ACL injury that forced him to miss the final 10 games ... Was the second leading scorer on the team at 13.6 points per game ... Had 17 double-digit scoring games ... Prior to his injury, was leading the team in scoring and minutes played and was ranked 18th in the SEC in scoring, 14th in assists (3.6), 8th in steals (1.70) and 13th in assist/turnover ratio (1.43) ... Was named SEC Player of the Week once and came within 2 rebounds against Jacksonville of becoming first UGA player in history to achieve a triple-double.

2006 Summer: Spent two weeks touring Dominican Republic with other U.S. collegians.

2005-06: As a freshman, averaged 11 points and 3.0 rebounds per game and was named to the Coaches' SEC All-Freshman team ... 11 points per game was second on the squad ... Had 17 double-digit scoring games ... Captured one Freshman-of-the-Week award ... Ranked 8th in the SEC in steals at 1.71 per game.

High School: As a high school senior in 2005, was rated the No. 5 point guard in the country by Rivals.com and No. 22 overall ... Was rated No. 44 overall by Scout.com ... Averaged 19.8 points, 8.1 assists and 6.0 rebounds as a senior, helping South Gwinnett to a 28-3 record and the quarterfinals of the Georgia Class 5A state tournament ... The Comets held a top-10 national ranking throughout most of the season ... As a junior, averaged 18.1 points, when South Gwinnett went 31-2 and won the 5A championship ... Was a backcourt teammate, both at SGHS and for the AAU's Georgia Stars, with current Philadelphia 76er Louis Williams ... Coached by Roger Fleetwood at SGHS.

Personal: Criminology major ... Born September 29, 1986 in Anaheim, Calif. ... Full name is Michael Anthony Mercer, Jr. ... Father of newborn son, Michael.

Opponent	Date	GS	Min	TOTAL			3-PTS			FREE THROWS			REBOUNDS			PF	A	TO	Blk	Stl	Pts
				FGA	Pct	3FG	FGA	Pct	FT	FTA	Pct	Off	Def	Tot							
at SMU	11/13	*	21	3	6	.500	2	3	.667	0	1	.000	0	3	3	1	0	0	0	2	8
VIRGINIA	11/16	*	23	1	3	.333	0	1	.000	1	2	.500	0	4	4	0	0	2	0	0	3
vs Davidson	11/19	*	29	3	7	.429	0	1	.000	0	2	.000	2	1	3	3	2	1	0	3	6
vs South Carolina	11/20	*	18	1	4	.250	0	1	.000	0	0	—	2	2	4	3	0	2	0	0	2
vs UNC Wilmington	11/22	—	22	2	5	.400	0	2	.000	0	0	—	0	4	4	0	2	0	0	0	4
KENT STATE	11/25	*	17	2	5	.400	1	3	.333	1	2	.500	0	5	5	0	0	1	0	1	6
FAU	11/27	*	21	4	4	1.000	1	1	1.000	0	0	—	0	1	1	1	3	1	1	0	9
HAMPTON	12/02	*	16	2	4	.500	1	2	.500	0	0	—	0	2	2	4	2	2	0	2	5
CMU	12/13	*	30	3	7	.429	1	4	.250	0	0	—	1	6	7	2	1	2	0	3	7
UCF	12/16	*	37	3	8	.375	0	3	.000	6	7	.857	1	3	4	1	4	2	0	3	12
vs USFCA	12/19	*	25	3	7	.429	1	3	.333	0	2	.000	0	1	1	1	1	2	0	0	7
vs USD	12/20	*	37	8	13	.615	1	4	.250	2	4	.500	2	2	4	1	2	1	1	0	19
at LOUISVILLE	12/30	*	34	2	7	.286	0	2	.000	5	7	.714	1	1	2	1	2	3	0	1	9
NOTRE DAME	01/05	*	36	4	9	.444	0	2	.000	2	2	1.000	1	9	10	3	0	1	1	4	10
at Syracuse	01/10	*	33	6	9	.667	0	1	.000	1	2	.500	3	3	6	2	2	0	0	1	13
WEST VIRGINIA	01/13	*	24	2	8	.250	0	3	.000	2	2	1.000	1	2	3	2	1	4	0	2	6
RUTGERS	01/16	*	37	5	9	.556	0	2	.000	3	4	.750	1	3	4	4	5	2	2	4	13
at Cincinnati	01/20	*	33	5	12	.417	0	2	.000	0	0	—	0	4	4	3	1	0	0	0	10
at Providence	01/23	*	33	7	16	.438	0	1	.000	5	6	.833	4	3	7	4	4	0	0	3	19
SETON HALL	01/28	*	29	3	7	.429	0	0	—	0	0	—	0	4	4	1	1	0	1	3	6
PITTSBURGH	01/31	*	27	3	7	.429	0	0	—	3	6	.500	1	2	3	3	1	0	0	1	9
at Georgetown	02/03	*	26	5	9	.556	0	1	.000	2	2	1.000	3	3	6	1	1	1	0	0	12
at Notre Dame	02/07	—	27	2	8	.250	0	0	—	0	0	—	0	3	3	1	2	1	0	1	4
at Marquette	02/13	*	28	2	10	.200	1	3	.333	1	2	.500	3	4	7	1	1	1	0	0	6
CINCINNATI	02/16	*	31	5	8	.625	1	2	.500	1	2	.500	2	1	3	2	0	1	0	2	12
ST. JOHN'S	02/20	*	29	7	9	.778	0	1	.000	3	5	.600	2	1	3	0	2	1	1	0	17
at Villanova	02/24	*	31	5	11	.455	0	0	—	1	2	.500	0	5	5	2	1	6	0	0	11
PROVIDENCE	02/27	*	37	8	15	.533	0	1	.000	2	2	1.000	3	4	7	2	3	2	2	1	18

CAREER STATISTICS

Season	GP	GS	Min.	Avg.	Total			3-Point			Free Throws			Rebounds				Scoring							
					FG	FGA	Pct.	FG	FGA	Pct.	FT	FTA	Pct.	Off.	Def.	Tot.	Avg.	PF	FO	Ast.	TO	Blk	Stl	Pts.	Avg.
2008-09	4	2	125	31.3	16	46	.348	1	14	.071	1	3	.333	5	3	8	2.0	4	0	6	7	0	6	34	8.5
2009-10	28	26	791	28.3	106	227	.467	10	49	.204	41	64	.641	33	86	119	4.3	49	0	44	39	9	37	263	9.4
Total	32	28	916	28.6	122	273	.447	11	63	.175	42	67	.627	38	89	127	4.0	53	0	50	46	9	43	297	9.3



SHAUN NORIEGA

Freshman | Guard | 6-4 | 195

22

North Port, Fla. | North Point HS

2009-10: Appeared in his first collegiate game at SMU (11/13) ... Hit a 3-pointer with 55 seconds remaining in the second half against South Carolina (11/20) for his first collegiate points ... Added three points and his first collegiate rebound against Kent State (11/25) ... Went 2-of-3 from the 3-point line for six points against FAU (11/27) ... Played a season-high 12 minutes and grabbed two rebounds against Hampton (12/2) ... Hit his first career free throw against USFCA, sinking 2-of-2 with three assists (12/19).

High School: Attended North Port High School in North Port, Fla., where he ended his career with a school record 1,952 career points ... Was already the school's all-time leading scorer with 1,282 points prior to his senior year ... Averaged 20.2 points a game as a senior despite facing numerous junk defenses throughout the season ... Also averaged 3.2 rebounds, 2.8 assists and 1.1 steals per game ... Named to the Sarasota Herald All-Area First Team and was named the Charlotte Sun-Herald Area Player of the Year ... Was named MVP of the Manatee-Sarasota Pal Senior Showcase ... Had a single-game season high of 30 and scored 20 or more points 14 times ... Was a Class 5A Third-Team All-State pick as a junior, as well as the 5A Sarasota/Manatee County Player of the Year ... Was also a Charlotte Sun-Herald First-Team All Area selection as a junior and sophomore ... Helped North Port to a 20-7 record as a junior where he averaged 24.1 points and 4.1 rebounds, to go along with 28 assists and 43 steals ... Was MVP of the Suncoast Cup Tournament ... Coached by Curt Allen at North Port ... Played for the Florida Elite AAU squad, coached by Conrad Foss.

Personal: Son of Holly Wynne and Gilberto Noriega ... Has three older brothers, Noel, Bryan and Gilberto, and three older sisters, Shirin, Amelia and Gracelia ... Born Oct. 26, 1990 ... Chose USF over Notre Dame, Butler and Washington State ... Signed with USF on Nov. 12, 2008.

2009-10 Season Highs

Points	6, vs. FAU (11/27/09)
Rebounds	2, vs. Hampton (12/2/09)
Assists	3, vs. USFCA (12/19/09)
Steals	—
Blocked Shots	—
Field Goals	2, vs. FAU (11/27/09)
Field Goal Attempts	4, vs. FAU (11/27/09)
Free Throws	2, vs. USFCA (12/19/09)
Free Throw Attempts	2, vs. USFCA (12/19/09)
3-Point Field Goals	2, vs. FAU (11/27/09)
3-Point Field Goal Attempts	3 (2), last vs. USFCA (12/19/09)
Foul Disqualifications	—
Minutes	12, vs. Hampton (12/2/09)

Opponent	Date	GS	Min	FG	FGA	Pct	TOTAL			3-PTS			FREE THROWS			REBOUNDS			PF	A	TO	Blk	Stl	Pts
							3FG	FGA	Pct	FT	FTA	Pct	Off	Def	Tot									
at SMU	11/13	—	1	0	1	.000	0	0	—	0	0	—	0	0	0	0	0	0	0	0	0	0	0	0
VIRGINIA	11/16	—	2	0	0	—	0	0	—	0	0	—	0	0	0	0	0	0	0	0	0	0	0	0
vs. Davidson	11/19	—	—	—	—	—	—	—	—	—	DNP	—	—	—	—	—	—	—	—	—	—	—	—	—
vs South Carolina	11/20	—	2	1	1	1.000	1	1	1.000	0	0	—	0	0	0	0	0	0	0	0	0	0	0	3
vs. UNC Wilmington	11/22	—	—	—	—	—	—	—	—	—	DNP	—	—	—	—	—	—	—	—	—	—	—	—	—
KENT STATE	11/25	—	10	1	3	.333	1	2	.500	0	0	—	0	1	1	0	0	0	0	0	0	0	0	3
FAU	11/27	—	6	2	4	.500	2	3	.667	0	0	—	0	0	0	2	0	0	0	0	0	0	0	6
HAMPTON	12/02	—	12	0	2	.000	0	2	.000	0	0	—	0	2	2	0	1	0	0	0	0	0	0	0
CMU	12/13	—	3	0	1	.000	0	1	.000	0	0	—	0	0	0	0	0	0	0	0	0	0	0	0
UCF	12/16	—	2	0	0	—	0	0	—	0	0	—	0	0	0	0	0	0	0	0	0	0	0	0
vs USFCA	12/19	—	10	0	3	.000	0	3	.000	2	2	1.000	0	0	0	0	3	1	0	0	0	0	0	2
vs USD	12/20	—	—	—	—	—	—	—	—	—	DNP	—	—	—	—	—	—	—	—	—	—	—	—	—
at LOUISVILLE	12/30	—	7	0	0	—	0	0	—	0	0	—	0	1	1	0	0	0	0	0	0	0	0	0
at Syracuse	01/10	—	3	0	1	.000	0	1	.000	0	0	—	0	0	0	0	0	0	0	0	0	0	0	0
WEST VIRGINIA	01/13	—	3	0	1	.000	0	1	.000	0	0	—	0	0	0	1	0	0	0	0	0	0	0	0
RUTGERS	01/16	—	0+	0	0	—	0	0	—	0	0	—	0	0	0	0	0	0	0	0	0	0	0	0
at Cincinnati	01/20	—	—	—	—	—	—	—	—	—	DNP	—	—	—	—	—	—	—	—	—	—	—	—	—
at Providence	01/23	—	2	0	0	—	0	0	—	0	0	—	0	0	0	0	0	0	0	0	0	0	0	0
SETON HALL	01/28	—	—	—	—	—	—	—	—	—	DNP	—	—	—	—	—	—	—	—	—	—	—	—	—
PITTSBURGH	01/31	—	—	—	—	—	—	—	—	—	DNP	—	—	—	—	—	—	—	—	—	—	—	—	—
at Georgetown	02/03	—	—	—	—	—	—	—	—	—	DNP	—	—	—	—	—	—	—	—	—	—	—	—	—
at Notre Dame	02/07	—	0+	0	0	—	0	0	—	0	0	—	0	0	0	0	0	0	0	0	0	0	0	0
at Marquette	02/13	—	1	0	0	—	0	0	—	0	0	—	0	0	0	0	0	0	0	0	0	0	0	0
CINCINNATI	02/16	—	—	—	—	—	—	—	—	—	DNP	—	—	—	—	—	—	—	—	—	—	—	—	—
ST. JOHN'S	02/20	—	1	0	1	.000	0	1	.000	0	0	—	0	0	0	1	0	0	0	0	0	0	0	0
at Villanova	02/24	—	1	0	0	—	0	0	—	0	0	—	0	0	0	0	0	0	0	0	0	0	0	0
PROVIDENCE	02/27	—	—	—	—	—	—	—	—	—	DNP	—	—	—	—	—	—	—	—	—	—	—	—	—

CAREER STATISTICS

Season	GP	GS	Min.	Avg.	Total			3-Point			Free Throws			Rebounds				Scoring							
					FG	FGA	Pct.	FG	FGA	Pct.	FT	FTA	Pct.	Off.	Def.	Tot.	Avg.	PF	FO	Ast.	TO	Blk	Stl	Pts.	Avg.
2009-10	18	0	66	3.7	4	18	.222	4	15	.267	2	2	1.000	0	4	4	0.2	4	0	4	1	0	0	14	0.8





ALEX RIVAS

Senior | Center | 6-10 | 230

11

Santiago, Dominican Republic | Pratt Community College - Kan. | Laurinburg Prep - N.C. | Colegio Fausto Jimenez HS - D.R.

2009-10: Saw his first action of the 2009-10 season at Syracuse (01/10), contributing a bucket in four minutes of action ... Blocked a pair of shots in five minutes of play against West Virginia (01/13) ... Saw seven minutes of action against Pitt (01/31), grabbing two rebounds ... Played in 11 minutes at Georgetown, making a pair of baskets and grabbing three rebounds ... Held Preseason BIG EAST Player of the Year Luke Harangody to under his season average at Notre Dame (02/07), grabbing six rebounds before fouling out ... Made his first start of the season against Cincinnati (02/16) ... Also got the starting nod at Villanova (02/20) ... In September, underwent bilateral tibial surgical revision to replace metal rods in both of his lower legs.

2008-09: Appeared in 30 of 31 games, starting 14 ... Averaged 4.2 points and 4.7 rebounds, good for second on the team ... Was also second on the team with 15 blocked shots ... Made his first career start 11/29 vs. Northeastern ... Is still not 100 percent after off-season surgery in May to place rods in both tibias.

Pratt CC: Coached by Trevor Rolfs at Pratt where he earned 2008 KJCCC All-Jayhawk West second team honors after averaging 8.7 points, 12.1 rebounds and 3.1 blocks for the season ... His 12 rebounds per game ranked sixth nationally in junior college ... Had a 19 rebound game, two 17 rebound games and two 16 rebound games as a sophomore ... Averaged 5.1 points, 9.3 rebounds and 3.0 blocks per game as a freshman at Pratt

High School: Attended Laurinburg Prep in Laurinburg, N.C. prior to Pratt and also attended Colegio Fausto Jimenez High School in Dominican Republic... Coached by Kenny Gillian as a member of the Team Breakdown AAU program.

Personal: Undecided on major ... Son of Alejandro Rivas and Josefina Sanchez ... Born November 4, 1986 ... Chose USF over Baylor, Nebraska, West Virginia, Tennessee Tech, Florida Atlantic, SMU and Texas Tech.

Opposition	2008-09		
	P	R	A
SMU	8	6	0
at Virginia	10	9	0
High Point	4	2	0
Northeastern	6	6	0
at UAB	0	4	0
at UCF	0	7	0
Niagara	0	1	0
vs. Vanderbilt	0	0	0
vs. Murray St.	0	1	0
vs. Wright St.	2	4	0
vs. Oral Rob.	8	7	0
Iona	2	1	0
Syacuse	4	5	0
Louisville	0	2	0
at DePaul	2	4	0
at Pittsburgh	0	1	0
at West Virginia	0	0	0
DePaul	--	DNP	--
Villanova	0	2	0
at Louisville	7	5	0
at St. John's	1	6	0
Marquette	4	9	0
Providence	0	7	0
at Notre Dame	8	9	0
Georgetown	9	6	0
at UConn	6	5	0
at Seton Hall	18	11	1
West Virginia	4	4	0
Cincinnati	10	4	1
at Rutgers	5	6	1
vs. Seton Hall	7	6	0

Rivas Season / Career Highs

Points
Season: 4, at Georgetown (02/03/10)
Career: 18, at Seton Hall (2/25/09)

Rebounds
Season: 6, at Notre Dame (02/07/10)
Career: 11, at Seton Hall (2/25/09)

Assists
Season: 1, vs. Pitt (01/31/10)
Career: 1 (3), last at Rutgers (3/7/09)

Steals
Season: 1 (2), last vs. Cincy (02/16/10)
Career: 3 (2), last at UConn (2/21/09)

Blocked Shots
Season: 2, vs. WVU (01/13/10)
Career: 3 (2), last at St. John's (2/1/09)

Field Goals
Season: 2, at Georgetown (02/03/10)
Career: 7, at Seton Hall (2/25/09)

Field Goal Attempts
Season: 2, at Georgetown (02/03/10)
Career: 11, at Seton Hall (2/25/09)

Free Throws
Season: 2, at Notre Dame (02/07/10)
Career: 4 (2), last vs. Cincinnati (3/3/09)

Free Throw Attempts
Season: 2 (2), last at Notre Dame (02/07/10)
Career: 5 (2), last at Rutgers (3/7/09)

3-Point Field Goals
Season: ---
Career: ---

3-Point Field Goal Attempts
Season: ---
Career: ---

Foul Disqualifications
Season: 1, 2009-10
Career: 1, 2009-10

Minutes
Season: 14, at Notre Dame (02/07/10)
Career: 34 (2), last at Rutgers (3/7/09)

Opponent	Date	GS	Min	TOTAL			3-PTS			FREE THROWS			REBOUNDS			PF	A	TO	Blk	Stl	Pts
				FG	FGA	Pct	3FG	FGA	Pct	FT	FTA	Pct	Off	Def	Tot						
at SMU	11/13																				
VIRGINIA	11/16																				
vs. Davidson	11/19																				
vs. South Carolina	11/20																				
vs. UNCW	11/22																				
KENT STATE	11/25																				
FAU	11/27																				
HAMPTON	12/2																				
CMU	12/13																				
UCF	12/16																				
vs. USFCA	12/19																				
vs. USD	12/20																				
at Louisville	12/30																				
NOTRE DAME	01/05																				
at Syracuse	01/10		4	1	1	1.000	0	0		0	0		0	0	0	1	0	0	0	2	
WEST VIRGINIA	01/13		5	0	0		0	0		0	0		0	1	1	1	0	0	2	0	
RUTGERS	01/16																				
at Cincinnati	01/20		4	0	1	.000	0	0		0	0		1	0	1	0	0	0	0	0	
at Providence	01/23		5	0	0		0	0		0	2	.000	0	1	1	1	0	2	0	0	
SETON HALL	01/28		3	0	0		0	0		0	0		0	2	2	1	0	1	1	0	
PITTSBURGH	01/31		7	0	1	.000	0	0		0	0		2	0	2	3	1	0	0	0	
at Georgetown	02/03		11	2	2	1.000	0	0		0	0		1	2	3	3	0	2	0	4	
at Notre Dame	02/07		14	0	0		0	0		2	2	1.000	1	5	6	5	0	1	0	1	2
at Marquette	02/13		4	0	0		0	0		0	0		0	0	0	0	0	0	0	0	
CINCINNATI	02/16	*	13	0	1	.000	0	0		0	0		1	0	1	3	0	1	1	1	0
ST. JOHN'S	02/20		3	0	0		0	0		0	0		0	0	0	1	0	0	0	0	0
at Villanova	02/24	*	8	1	1	1.000	0	0		0	0		0	0	0	1	0	0	0	0	2
PROVIDENCE	02/27	*	3	0	0		0	0		0	0		0	0	0	0	0	0	0	0	0

CAREER STATISTICS

Season	GP	GS	Min.	Avg.	Total			3-Point			Free Throws			Rebounds			Scoring								
					FG	FGA	Pct.	FG	FGA	Pct.	FT	FTA	Pct.	Off.	Def.	Tot.	Avg.	PF	FO	Ast.	TO	Blk	Stl	Pts.	Avg.
2008-09	30	14	534	17.8	49	92	.533	0	0		27	47	.574	41	99	140	4.7	71	0	3	36	15	18	125	4.2
2009-10	13	3	84	6.5	4	7	.571	0	0		2	4	.500	6	11	17	1.3	20	1	1	7	4	2	10	0.8
Total	43	17	618	14.4	53	99	.535	0	0		29	51	.569	47	110	157	3.7	91	1	4	43	19	20	135	3.1

USF 2009-10 Men's Basketball
University of South Florida Combined Team Statistics (as of Mar 01, 2010)
All games

RECORD:	OVERALL	HOME	AWAY	NEUTRAL
ALL GAMES.....	(17-11)	(10-4)	(3-6)	(4-1)
CONFERENCE.....	(7-9)	(5-3)	(2-6)	(0-0)
NON-CONFERENCE.....	(10-2)	(5-1)	(1-0)	(4-1)

## Player	GP-GS	Min--Avg	---TOTAL---		---3-PTS---		FT-FTA	Pct	---REBOUNDS---				PF	FO	A	TO	Blk	Stl	Pts	Avg
			FG-FGA	Pct	3FG-FGA	Pct			Off	Def	Tot	Avg								
20 JONES, Dominique...	28-28	1031 36.8	190-414	.459	48-143	.336	172-227	.758	33	140	173	6.2	85	1	106	83	16	46	600	21.4
24 GILCHRIST, Augustus	13-10	380 29.2	63-120	.525	11-20	.550	58-74	.784	34	51	85	6.5	31	0	8	33	11	4	195	15.0
31 FAMOUS, Jarrid....	27-25	833 30.9	114-212	.538	0-0	.000	66-109	.606	79	125	204	7.6	75	3	15	56	21	15	294	10.9
03 HOWARD, Chris.....	28-28	994 35.5	99-227	.436	23-86	.267	73-105	.695	34	71	105	3.8	63	1	106	48	7	20	294	10.5
33 MERCER, Mike.....	28-26	791 28.3	106-227	.467	10-49	.204	41-64	.641	33	86	119	4.3	49	0	44	39	9	37	263	9.4
32 FITZPATRICK, Toarly	28-17	605 21.6	45-117	.385	3-10	.300	32-57	.561	51	80	131	4.7	70	1	12	38	23	18	125	4.5
10 CRATER, Anthony....	14-1	371 26.5	19-61	.311	9-45	.200	7-14	.500	6	20	26	1.9	26	0	26	18	2	19	54	3.9
05 LEEMOW, Justin....	12-2	234 19.5	10-41	.244	7-28	.250	2-10	.200	3	12	15	1.3	30	2	15	15	2	13	29	2.4
23 BURWELL, Mike.....	17-0	91 5.4	7-29	.241	3-14	.214	5-6	.833	7	7	14	0.8	15	0	3	0	0	2	22	1.3
04 DUMARS, Jordan....	6-0	27 4.5	2-8	.250	2-8	.250	0-0	.000	0	0	0	0.0	5	0	0	0	0	0	6	1.0
13 CRADOK, Ryan.....	18-0	143 7.9	6-16	.375	4-10	.400	2-4	.500	5	9	14	0.8	19	0	6	7	0	6	18	1.0
22 NORIEGA, Shaun....	18-0	66 3.7	4-18	.222	4-15	.267	2-2	1.000	0	4	4	0.2	4	0	4	1	0	0	14	0.8
11 RIVAS, Alex.....	13-3	84 6.5	4-7	.571	0-0	.000	2-4	.500	6	11	17	1.3	20	1	1	7	4	2	10	0.8
TEAM.....										34	46	80	2.9	0		12			0	
Total.....	28	5650	669-1497	.447	124-428	.290	462-676	.683	325	662	987	35.2	492	9	346	357	95	182	1924	68.7
Opponents.....	28	5650	683-1581	.432	155-468	.331	352-557	.632	348	615	963	34.4	515	-	307	338	89	164	1873	66.9

TEAM STATISTICS	USF	OPP	DATE	OPPONENT	W/L	SCORE	ATTEND	
SCORING.....	1924	1873	11/13/09	at SMU	W	67-61	2213	
Points per game.....	68.7	66.9	11/16/09	VIRGINIA	W	66-49	4193	
Scoring margin.....	+1.8	-	\$11/19/09	vs Davidson	W	65-58	2115	
FIELD GOALS-ATT.....	669-1497	683-1581	\$11/20/09	vs South Carolina	L	66-69	2391	
Field goal pct.....	.447	.432	\$11/22/09	vs UNC Wilmington	W	74-66	2531	
3 POINT FG-ATT.....	124-428	155-468	11/25/09	KENT STATE	W	76-54	4189	
3-point FG pct.....	.290	.331	11/27/09	FAU	W	78-58	4571	
3-pt FG made per game.	4.4	5.5	12/02/09	HAMPTON	W	74-55	2753	
FREE THROWS-ATT.....	462-676	352-557	12/13/09	CENTRAL MICHIGAN	L	56-59	3364	
Free throw pct.....	.683	.632	12/16/09	UCF	W	69-65	4627	
F-Throws made per game	16.5	12.6	%12/19/09	vs USFCA	W	69-49	386	
REBOUNDS.....	987	963	%12/20/09	vs USD	W	69-60	452	
Rebounds per game....	35.2	34.4	*12/30/09	at LOUISVILLE	L	52-73	19386	
Rebounding margin....	+0.9	-	*01/05/10	NOTRE DAME	L	73-74	5107	
ASSISTS.....	346	307	*01/10/10	at No. 7 Syracuse	L	65-82	18703	
Assists per game.....	12.4	11.0	*01/13/10	NO. 9 WEST VIRGINIA	L	50-69	6110	
TURNOVERS.....	357	338	*01/16/10	RUTGERS	W	73-64	4764	
Turnovers per game....	12.8	12.1	*01/20/10	at Cincinnati	L	70-78	7306	
Turnover margin.....	-0.7	-	*1/23/10	at Providence College	W OT	109-105	9184	
Assist/turnover ratio.	1.0	0.9	*01/28/10	SETON HALL	W OT	76-74	3786	
STEALS.....	182	164	*01/31/10	NO. 17 PITTSBURGH	W	70-61	5370	
Steals per game.....	6.5	5.9	*02/03/10	at No. 7 Georgetown	W	72-64	12207	
BLOCKS.....	95	89	*2-7-10	at Notre Dame	L	62-65	8520	
Blocks per game.....	3.4	3.2	*2/13/10	at Marquette	L	52-63	18064	
ATTENDANCE.....	66325	109958	*02/16/10	CINCINNATI	W	65-57	6607	
Home games-Avg/Game...	14-4738	9-11343	*02/20/10	ST. JOHN'S	L	58-74	5823	
Neutral site-Avg/Game.	-	5-1575	*02/24/10	at Villanova	L	49-74	6500	
			*02/27/10	PROVIDENCE	W	99-93	5061	
SCORE BY PERIODS:	1st	2nd	OT	Total	\$ = Charleston Classic			
Team Totals.....	895	1004	25	- 1924	% = Las Vegas Holiday Hoops Classic			
Opponents.....	867	987	19	- 1873	* = Conference game			

USF 2009-10 Men's Basketball
University of South Florida Combined Team Statistics (as of Mar 01, 2010)
Conference games

RECORD:	OVERALL	HOME	AWAY	NEUTRAL
ALL GAMES.....	(7-9)	(5-3)	(2-6)	(0-0)
CONFERENCE.....	(7-9)	(5-3)	(2-6)	(0-0)
NON-CONFERENCE.....	(0-0)	(0-0)	(0-0)	(0-0)

## Player	GP-GS	Min--Avg	---TOTAL---		---3-PTS---		---REBOUNDS---				PF	FO	A	TO	Blk	Stl	Pts	Avg		
			FG-FGA	Pct	3FG-FGA	Pct	FT-FTA	Pct	Off	Def									Tot	Avg
20 JONES, Dominique...	16-16	602 37.6	114-258	.442	25-84	.298	124-159	.780	24	80	104	6.5	56	1	49	47	10	20	377	23.6
33 MERCER, Mike.....	16-15	495 30.9	71-154	.461	2-21	.095	31-44	.705	25	52	77	4.8	32	0	27	23	7	23	175	10.9
03 HOWARD, Chris.....	16-16	587 36.7	60-143	.420	10-50	.200	44-65	.677	24	41	65	4.1	42	1	54	25	4	12	174	10.9
31 FAMOUS, Jarrid.....	15-13	467 31.1	67-127	.528	0-0	.000	27-49	.551	50	65	115	7.7	47	3	8	32	15	11	161	10.7
24 GILCHRIST, Augustus	5-2	135 27.0	16-33	.485	3-9	.333	10-15	.667	9	17	26	5.2	12	0	2	8	0	0	45	9.0
32 FITZPATRICK, Toarly	16-14	378 23.6	27-70	.386	3-6	.500	24-41	.585	31	46	77	4.8	41	1	5	22	16	12	81	5.1
10 CRATER, Anthony....	14-1	371 26.5	19-61	.311	9-45	.200	7-14	.500	6	20	26	1.9	26	0	26	18	2	19	54	3.9
05 LEEMOW, Justin.....	1-0	9 9.0	1-1	1.000	0-0	.000	0-0	.000	0	1	1	1.0	1	0	1	5	0	2	2	2.0
13 KARDOK, Ryan.....	11-0	62 5.6	3-4	.750	2-3	.667	2-4	.500	2	3	5	0.5	11	0	1	3	0	2	10	0.9
11 RIVAS, Alex.....	13-3	84 6.5	4-7	.571	0-0	.000	2-4	.500	6	11	17	1.3	20	1	1	7	4	2	10	0.8
23 BURWELL, Mike.....	8-0	42 5.3	3-11	.273	0-5	.000	0-0	.000	2	3	5	0.6	5	0	1	0	0	1	6	0.8
22 NORIEGA, Shaun.....	9-0	18 2.0	0-3	.000	0-3	.000	0-0	.000	0	1	1	0.1	2	0	0	0	0	0	0	0.0
TEAM.....										14	19	33	2.1	0		7				0
Total.....	16	3250	385-872	.442	54-226	.239	271-395	.686	193	359	552	34.5	295	7	175	197	58	104	1095	68.4
Opponents.....	16	3250	430-927	.464	90-262	.344	220-348	.632	208	357	565	35.3	293	-	195	174	60	100	1170	73.1

TEAM STATISTICS	USF	OPP	DATE	OPPONENT	W/L	SCORE	ATTEND
SCORING.....	1095	1170	*12/30/09	at LOUISVILLE	L	52-73	19386
Points per game.....	68.4	73.1	*01/05/10	NOTRE DAME	L	73-74	5107
Scoring margin.....	-4.7	-	*01/10/10	at No. 7 Syracuse	L	65-82	18703
FIELD GOALS-ATT.....	385-872	430-927	*01/13/10	NO. 9 WEST VIRGINIA	L	50-69	6110
Field goal pct.....	.442	.464	*01/16/10	RUTGERS	W	73-64	4764
3 POINT FG-ATT.....	54-226	90-262	*01/20/10	at Cincinnati	L	70-78	7306
3-point FG pct.....	.239	.344	*1/23/10	at Providence College	W OT	109-105	9184
3-pt FG made per game.	3.4	5.6	*01/28/10	SETON HALL	W OT	76-74	3786
FREE THROWS-ATT.....	271-395	220-348	*01/31/10	NO. 17 PITTSBURGH	W	70-61	5370
Free throw pct.....	.686	.632	*02/03/10	at No. 7 Georgetown	W	72-64	12207
F-Throws made per game	16.9	13.8	*2-7-10	at Notre Dame	L	62-65	8520
REBOUNDS.....	552	565	*2/13/10	at Marquette	L	52-63	18064
Rebounds per game....	34.5	35.3	*02/16/10	CINCINNATI	W	65-57	6607
Rebounding margin.....	-0.8	-	*02/20/10	ST. JOHN'S	L	58-74	5823
ASSISTS.....	175	195	*02/24/10	at Villanova	L	49-74	6500
Assists per game.....	10.9	12.2	*02/27/10	PROVIDENCE	W	99-93	5061
TURNOVERS.....	197	174	\$ = Charleston Classic				
Turnovers per game....	12.3	10.9	% = Las Vegas Holiday Hoops Classic				
Turnover margin.....	-1.4	-	* = Conference game				
Assist/turnover ratio.	0.9	1.1					
STEALS.....	104	100					
Steals per game.....	6.5	6.3					
BLOCKS.....	58	60					
Blocks per game.....	3.6	3.8					
ATTENDANCE.....	42628	99870					
Home games-Avg/Game...	8-5328	8-12484					
Neutral site-Avg/Game.	-	0-0					

SCORE BY PERIODS:	1st	2nd	OT	Total
Team Totals.....	490	580	25	- 1095
Opponents.....	542	609	19	- 1170

USF 2009-10 Men's Basketball
University of South Florida Overall/Conference Statistics (as of Mar 01, 2010)
All games

SUMMARY	-----OVERALL STATISTICS-----											-----CONFERENCE STATISTICS-----									
	GP-GS	Min/G	FG%	3PT%	FT%	R/G	A/G	STL	BLK	PTS/G		GP-GS	Min/G	FG%	3PT%	FT%	R/G	A/G	STL	BLK	PTS/G
JONES, Dominique....	28-28	36.8	.459	.336	.758	6.2	3.8	46	16	21.4		16-16	37.6	.442	.298	.780	6.5	3.1	20	10	23.6
GILCHRIST, Augustus.	13-10	29.2	.525	.550	.784	6.5	0.6	4	11	15.0		5-2	27.0	.485	.333	.667	5.2	0.4	0	0	9.0
FAMOUS, Jarrid.....	27-25	30.9	.538	.000	.606	7.6	0.6	15	21	10.9		15-13	31.1	.528	.000	.551	7.7	0.5	11	15	10.7
HOWARD, Chris.....	28-28	35.5	.436	.267	.695	3.8	3.8	20	7	10.5		16-16	36.7	.420	.200	.677	4.1	3.4	12	4	10.9
MERCER, Mike.....	28-26	28.3	.467	.204	.641	4.3	1.6	37	9	9.4		16-15	30.9	.461	.095	.705	4.8	1.7	23	7	10.9
FITZPATRICK, Toarlyn	28-17	21.6	.385	.300	.561	4.7	0.4	18	23	4.5		16-14	23.6	.386	.500	.585	4.8	0.3	12	16	5.1
CRATER, Anthony.....	14-1	26.5	.311	.200	.500	1.9	1.9	19	2	3.9		14-1	26.5	.311	.200	.500	1.9	1.9	19	2	3.9
LEEMOW, Justin.....	12-2	19.5	.244	.250	.200	1.3	1.3	13	2	2.4		1-0	9.0	1.000	.000	.000	1.0	1.0	2	0	2.0
BURWELL, Mike.....	17-0	5.4	.241	.214	.833	0.8	0.2	2	0	1.3		8-0	5.3	.273	.000	.000	0.6	0.1	1	0	0.8
DUMARS, Jordan.....	6-0	4.5	.250	.250	.000	0.0	0.0	0	0	1.0											
KARDOK, Ryan.....	18-0	7.9	.375	.400	.500	0.8	0.3	6	0	1.0		11-0	5.6	.750	.667	.500	0.5	0.1	2	0	0.9
NORIEGA, Shaun.....	18-0	3.7	.222	.267	1.000	0.2	0.2	0	0	0.8		9-0	2.0	.000	.000	.000	0.1	0.0	0	0	0.0
RIVAS, Alex.....	13-3	6.5	.571	.000	.500	1.3	0.1	2	4	0.8		13-3	6.5	.571	.000	.500	1.3	0.1	2	4	0.8
Total.....	28		.447	.290	.683	35.2	12.4	182	95	68.7		16		.442	.239	.686	34.5	10.9	104	58	68.4
Opponents.....	28		.432	.331	.632	34.4	11.0	164	89	66.9		16		.464	.344	.632	35.3	12.2	100	60	73.1

SCORING	-----OVERALL STATISTICS-----									-----CONFERENCE STATISTICS-----								
	FG-FGA	FG%	3FG-FGA	3PT%	FT-FTA	FT%	PTS	PTS/G		FG-FGA	FG%	3FG-FGA	3PT%	FT-FTA	FT%	PTS	PTS/G	
JONES, Dominique....	190-414	.459	48-143	.336	172-227	.758	600	21.4		114-258	.442	25-84	.298	124-159	.780	377	23.6	
GILCHRIST, Augustus.	63-120	.525	11-20	.550	58-74	.784	195	15.0		16-33	.485	3-9	.333	10-15	.667	45	9.0	
FAMOUS, Jarrid.....	114-212	.538	0-0	.000	66-109	.606	294	10.9		67-127	.528	0-0	.000	27-49	.551	161	10.7	
HOWARD, Chris.....	99-227	.436	23-86	.267	73-105	.695	294	10.5		60-143	.420	10-50	.200	44-65	.677	174	10.9	
MERCER, Mike.....	106-227	.467	10-49	.204	41-64	.641	263	9.4		71-154	.461	2-21	.095	31-44	.705	175	10.9	
FITZPATRICK, Toarlyn	45-117	.385	3-10	.300	32-57	.561	125	4.5		27-70	.386	3-6	.500	24-41	.585	81	5.1	
CRATER, Anthony.....	19-61	.311	9-45	.200	7-14	.500	54	3.9		19-61	.311	9-45	.200	7-14	.500	54	3.9	
LEEMOW, Justin.....	10-41	.244	7-28	.250	2-10	.200	29	2.4		1-1	1.000	0-0	.000	0-0	.000	2	2.0	
BURWELL, Mike.....	7-29	.241	3-14	.214	5-6	.833	22	1.3		3-11	.273	0-5	.000	0-0	.000	6	0.8	
DUMARS, Jordan.....	2-8	.250	2-8	.250	0-0	.000	6	1.0										
KARDOK, Ryan.....	6-16	.375	4-10	.400	2-4	.500	18	1.0		3-4	.750	2-3	.667	2-4	.500	10	0.9	
NORIEGA, Shaun.....	4-18	.222	4-15	.267	2-2	1.000	14	0.8		0-3	.000	0-3	.000	0-0	.000	0	0.0	
RIVAS, Alex.....	4-7	.571	0-0	.000	2-4	.500	10	0.8		4-7	.571	0-0	.000	2-4	.500	10	0.8	
Total.....	669-1497	.447	124-428	.290	462-676	.683	1924	68.7		385-872	.442	54-226	.239	271-395	.686	1095	68.4	
Opponents.....	683-1581	.432	155-468	.331	352-557	.632	1873	66.9		430-927	.464	90-262	.344	220-348	.632	1170	73.1	

TOTALS	-----OVERALL STATISTICS-----													-----CONFERENCE STATISTICS-----									
	O-REB	D-REB	TOTAL	PF	FO	A	TO	A/TO	Hi	Pts		O-REB	D-REB	TOTAL	PF	FO	A	TO	A/TO	Hi	Pts		
JONES, Dominique....	33	140	173	85	1	106	83	1.3	46		24	80	104	56	1	49	47	1.0	46				
GILCHRIST, Augustus.	34	51	85	31	0	8	33	0.2	27		9	17	26	12	0	2	8	0.3	21				
FAMOUS, Jarrid.....	79	125	204	75	3	15	56	0.3	18		50	65	115	47	3	8	32	0.3	18				
HOWARD, Chris.....	34	71	105	63	1	106	48	2.2	23		24	41	65	42	1	54	25	2.2	23				
MERCER, Mike.....	33	86	119	49	0	44	39	1.1	19		25	52	77	32	0	27	23	1.2	19				
FITZPATRICK, Toarlyn	51	80	131	70	1	12	38	0.3	13		31	46	77	41	1	5	22	0.2	13				
CRATER, Anthony.....	6	20	26	26	0	26	18	1.4	10		6	20	26	26	0	26	18	1.4	10				
LEEMOW, Justin.....	3	12	15	30	2	15	15	1.0	9		0	1	1	1	0	1	5	0.2	2				
BURWELL, Mike.....	7	7	14	15	0	3	0	0.0	7		2	3	5	5	0	1	0	0.0	2				
DUMARS, Jordan.....	0	0	0	5	0	0	0	0.0	6														
KARDOK, Ryan.....	5	9	14	19	0	6	7	0.9	5		2	3	5	11	0	1	3	0.3	3				
NORIEGA, Shaun.....	0	4	4	4	0	4	1	4.0	6		0	1	1	2	0	0	0	0.0	0				
RIVAS, Alex.....	6	11	17	20	1	1	7	0.1	4		6	11	17	20	1	1	7	0.1	4				
Total.....	325	662	987	492	9	346	357	1.0	109		193	359	552	295	7	175	197	0.9	109				
Opponents.....	348	615	963	515	-	307	338	0.9	105		208	357	565	293	5	195	174	1.1	105				

USF 2009-10 Men's Basketball
University of South Florida Season/Career Statistics (as of Mar 01, 2010)
All games

SEASON STATISTICS

CAREER STATISTICS

SUMMARY	GP-GS	Min/G	FG%	3PT%	FT%	R/G	A/G	STL	BLK	PTS/G	GP-GS	Min/G	FG%	3PT%	FT%	R/G	A/G	STL	BLK	PTS/G
JONES, Dominique....	28-28	36.8	.459	.336	.758	6.2	3.8	46	16	21.4	90-89	36.4	.444	.331	.743	5.4	3.5	134	36	18.8
GILCHRIST, Augustus.	13-10	29.2	.525	.550	.784	6.5	0.6	4	11	15.0	38-22	25.9	.444	.397	.669	5.2	0.5	11	35	11.8
FAMOUS, Jarrid.....	27-25	30.9	.538	.000	.606	7.6	0.6	15	21	10.9	27-25	30.9	.538	.000	.606	7.6	0.6	15	21	10.9
HOWARD, Chris.....	28-28	35.5	.436	.267	.695	3.8	3.8	20	7	10.5	104-100	33.5	.398	.284	.657	3.7	4.5	98	18	8.4
MERCER, Mike.....	28-26	28.3	.467	.204	.641	4.3	1.6	37	9	9.4	32-28	28.6	.447	.175	.627	4.0	1.6	43	9	9.3
FITZPATRICK, Toarlyn	28-17	21.6	.385	.300	.561	4.7	0.4	18	23	4.5	28-17	21.6	.385	.300	.561	4.7	0.4	18	23	4.5
CRATER, Anthony.....	14-1	26.5	.311	.200	.500	1.9	1.9	19	2	3.9	14-1	26.5	.311	.200	.500	1.9	1.9	19	2	3.9
LEEMOW, Justin.....	12-2	19.5	.244	.250	.200	1.3	1.3	13	2	2.4	43-10	16.7	.222	.244	.333	1.3	1.2	31	3	1.9
BURWELL, Mike.....	17-0	5.4	.241	.214	.833	0.8	0.2	2	0	1.3	17-0	5.4	.241	.214	.833	0.8	0.2	2	0	1.3
DUMARS, Jordan.....	6-0	4.5	.250	.250	.000	0.0	0.0	0	0	1.0	6-0	4.5	.250	.250	.000	0.0	0.0	0	0	1.0
KARDOK, Ryan.....	18-0	7.9	.375	.400	.500	0.8	0.3	6	0	1.0	27-0	6.0	.333	.364	.500	0.7	0.3	6	1	0.7
NORIEGA, Shaun.....	18-0	3.7	.222	.267	1.000	0.2	0.2	0	0	0.8	18-0	3.7	.222	.267	1.000	0.2	0.2	0	0	0.8
RIVAS, Alex.....	13-3	6.5	.571	.000	.500	1.3	0.1	2	4	0.8	43-17	14.4	.535	.000	.569	3.7	0.1	20	19	3.1

SCORING	FG-FGA	FG%	3FG-FGA	3PT%	FT-FTA	FT%	PTS	PTS/G	FG-FGA	FG%	3FG-FGA	3PT%	FT-FTA	FT%	PTS	PTS/G
JONES, Dominique....	190-414	.459	48-143	.336	172-227	.758	600	21.4	560-1260	.444	156-471	.331	416-560	.743	1692	18.8
GILCHRIST, Augustus.	63-120	.525	11-20	.550	58-74	.784	195	15.0	162-365	.444	25-63	.397	101-151	.669	450	11.8
FAMOUS, Jarrid.....	114-212	.538	0-0	.000	66-109	.606	294	10.9	114-212	.538	0-0	.000	66-109	.606	294	10.9
HOWARD, Chris.....	99-227	.436	23-86	.267	73-105	.695	294	10.5	292-734	.398	62-218	.284	228-347	.657	874	8.4
MERCER, Mike.....	106-227	.467	10-49	.204	41-64	.641	263	9.4	122-273	.447	11-63	.175	42-67	.627	297	9.3
FITZPATRICK, Toarlyn	45-117	.385	3-10	.300	32-57	.561	125	4.5	45-117	.385	3-10	.300	32-57	.561	125	4.5
CRATER, Anthony.....	19-61	.311	9-45	.200	7-14	.500	54	3.9	19-61	.311	9-45	.200	7-14	.500	54	3.9
LEEMOW, Justin.....	10-41	.244	7-28	.250	2-10	.200	29	2.4	26-117	.222	21-86	.244	7-21	.333	80	1.9
BURWELL, Mike.....	7-29	.241	3-14	.214	5-6	.833	22	1.3	7-29	.241	3-14	.214	5-6	.833	22	1.3
DUMARS, Jordan.....	2-8	.250	2-8	.250	0-0	.000	6	1.0	2-8	.250	2-8	.250	0-0	.000	6	1.0
KARDOK, Ryan.....	6-16	.375	4-10	.400	2-4	.500	18	1.0	6-18	.333	4-11	.364	2-4	.500	18	0.7
NORIEGA, Shaun.....	4-18	.222	4-15	.267	2-2	1.000	14	0.8	4-18	.222	4-15	.267	2-2	1.000	14	0.8
RIVAS, Alex.....	4-7	.571	0-0	.000	2-4	.500	10	0.8	53-99	.535	0-0	.000	29-51	.569	135	3.1

TOTALS	O-REB	D-REB	TOTAL	PF	FO	A	TO	A/TO	O-REB	D-REB	TOTAL	PF	FO	A	TO	A/TO
JONES, Dominique....	33	140	173	85	1	106	83	1.3	138	351	489	237	6	314	235	1.3
GILCHRIST, Augustus.	34	51	85	31	0	8	33	0.2	76	120	196	87	2	20	75	0.3
FAMOUS, Jarrid.....	79	125	204	75	3	15	56	0.3	79	125	204	75	3	15	56	0.3
HOWARD, Chris.....	34	71	105	63	1	106	48	2.2	102	285	387	227	3	466	252	1.8
MERCER, Mike.....	33	86	119	49	0	44	39	1.1	38	89	127	53	0	50	46	1.1
FITZPATRICK, Toarlyn	51	80	131	70	1	12	38	0.3	51	80	131	70	1	12	38	0.3
CRATER, Anthony.....	6	20	26	26	0	26	18	1.4	6	20	26	26	0	26	18	1.4
LEEMOW, Justin.....	3	12	15	30	2	15	15	1.0	9	45	54	78	2	52	36	1.4
BURWELL, Mike.....	7	7	14	15	0	3	0	0.0	7	7	14	15	0	3	0	0.0
DUMARS, Jordan.....	0	0	0	5	0	0	0	0.0	0	0	0	5	0	0	0	0.0
KARDOK, Ryan.....	5	9	14	19	0	6	7	0.9	5	13	18	20	0	7	7	1.0
NORIEGA, Shaun.....	0	4	4	4	0	4	1	4.0	0	4	4	4	0	4	1	4.0
RIVAS, Alex.....	6	11	17	20	1	1	7	0.1	47	110	157	91	1	4	43	0.1

USF 2009-10 Men's Basketball
University of South Florida Team Game-by-Game Comparison (as of Mar 01, 2010)
All games

Opponent	1st	2nd	Score	Mar	Total FG	FG Pct	3-Pointers	3FG Pct	Free Throws	FT Pct	Rebounds
-----	--/--	--/--	---/---	---	-----/-----	-----/-----	-----/-----	-----/-----	-----/-----	-----/-----	-----/-----
SMU.....	29/32	38/29	67-61	+6	23-47/23-53	.489/.434	6-17/ 4-14	.353/.286	15-21/11-17	.714/.647	31/31 -
VIRGINIA.....	31/27	35/22	66-49	+17	24-45/17-52	.533/.327	5-11/ 2-12	.455/.167	13-18/13-17	.722/.765	35/24 +11
Davidson.....	28/23	37/35	65-58	+7	20-49/22-60	.408/.367	3-11/ 6-23	.273/.261	22-34/ 8-11	.647/.727	43/34 +9
South Carolina.....	35/29	31/40	66-69	(3)	21-48/23-62	.438/.371	5-13/ 2-17	.385/.118	19-27/21-30	.704/.700	37/39 (2)
UNC Wilmington.....	37/32	37/34	74-66	+8	28-54/28-59	.519/.475	1-12/ 4-15	.083/.267	17-28/ 6-10	.607/.600	29/37 (8)
KENT STATE.....	41/20	35/34	76-54	+22	31-61/23-64	.508/.359	9-22/ 4-15	.409/.267	5-8 / 4-10	.625/.400	40/36 +4
FAU.....	35/29	43/29	78-58	+20	28-57/20-59	.491/.339	10-21/ 7-17	.476/.412	12-17/11-15	.706/.733	38/35 +3
HAMPTON.....	35/19	39/36	74-55	+19	28-61/19-49	.459/.388	7-18/ 5-17	.389/.294	11-21/12-29	.524/.414	43/33 +10
CENTRAL MICHIGAN.....	31/30	25/29	56-59	(3)	18-47/20-54	.383/.370	4-15/11-27	.267/.407	16-22/ 8-10	.727/.800	32/36 (4)
UCF.....	34/27	35/38	69-65	+4	19-50/24-52	.380/.462	6-20/ 8-16	.300/.500	25-33/ 9-14	.758/.643	38/27 +11
USFCA.....	39/25	30/24	69-49	+20	21-56/16-40	.375/.400	10-31/ 3-11	.323/.273	17-24/14-26	.708/.538	38/33 +5
USD.....	30/32	39/28	69-60	+9	23-50/18-50	.460/.360	4-11/ 9-22	.364/.409	19-28/15-20	.679/.750	31/33 (2)
LOUISVILLE.....	31/32	21/41	52-73	(21)	19-50/29-63	.380/.460	1-9 / 3-15	.111/.200	13-27/12-22	.481/.545	37/41 (4)
NOTRE DAME.....	33/33	40/41	73-74	(1)	27-51/25-61	.529/.410	5-13/ 7-16	.385/.438	14-17/17-20	.824/.850	30/34 (4)
No. 7 Syracuse.....	28/40	37/42	65-82	(17)	22-55/32-63	.400/.508	3-18/ 5-17	.167/.294	18-25/13-20	.720/.650	38/36 +2
NO. 9 WEST VIRGINIA.....	30/32	20/37	50-69	(19)	17-52/27-62	.327/.435	1-17/ 3-17	.059/.176	15-19/12-21	.789/.571	35/43 (8)
RUTGERS.....	33/25	40/39	73-64	+9	26-53/23-62	.491/.371	4-15/ 6-20	.267/.300	17-33/12-20	.515/.600	42/38 +4
Cincinnati.....	32/41	38/37	70-78	(8)	27-62/30-54	.435/.556	3-18/ 5-14	.167/.357	13-17/13-23	.765/.565	32/31 +1
Providence College.....	39/43	56/52	109-105	+4	39-74/37-70	.527/.529	4-14/11-25	.286/.440	27-38/20-28	.711/.714	40/36 +4
SETON HALL.....	27/28	38/37	76-74	+2	24-54/28-67	.444/.418	3-11/ 7-20	.273/.350	25-31/11-19	.806/.579	35/43 (8)
NO. 17 PITTSBURGH.....	31/26	39/35	70-61	+9	21-53/23-49	.396/.469	4-8 / 3-8	.500/.375	24-35/12-22	.686/.545	35/34 +1
No. 7 Georgetown.....	26/35	46/29	72-64	+8	25-51/24-50	.490/.480	3-13/ 5-16	.231/.313	19-31/11-22	.613/.500	32/28 +4
Notre Dame.....	34/34	28/31	62-65	(3)	24-58/21-51	.414/.412	4-14/ 6-15	.286/.400	10-20/17-21	.500/.810	32/39 (7)
Marquette.....	27/31	25/32	52-63	(11)	22-62/22-51	.355/.431	4-20/ 6-16	.200/.375	4-6 /13-20	.667/.650	42/30 +12
CINCINNATI.....	24/23	41/34	65-57	+8	21-43/19-49	.488/.388	4-10/ 3-11	.400/.273	19-26/16-26	.731/.615	28/32 (4)
ST. JOHN'S.....	24/35	34/39	58-74	(16)	23-56/27-46	.411/.587	5-22/ 5-10	.227/.500	7-13/15-23	.538/.652	26/34 (8)
Villanova.....	25/36	24/38	49-74	(25)	16-42/27-57	.381/.474	3-13/ 5-15	.231/.333	14-19/15-19	.737/.789	29/34 (5)
PROVIDENCE.....	46/48	53/45	99-93	+6	32-56/36-72	.571/.500	3-11/10-27	.273/.370	32-38/11-22	.842/.500	39/32 +7

Note: Game totals are displayed in the format TEAM/OPPONENT for each category

USF 2009-10 Men's Basketball
 University of South Florida Team High/Low Analysis (as of Mar 01, 2010)
 All games

University of South Florida - TEAM GAME HIGHS

POINTS.....	109	at Providence College (1/23/10)
	99	PROVIDENCE (02/27/10)
	78	FAU (11/27/09)
	76	SETON HALL (01/28/10)
	76	KENT STATE (11/25/09)
FIELD GOALS MADE.....	39	at Providence College (1/23/10)
	32	PROVIDENCE (02/27/10)
FIELD GOAL ATTEMPTS.....	74	at Providence College (1/23/10)
	62	at Marquette (2/13/10)
	62	at Cincinnati (01/20/10)
FIELD GOAL PERCENTAGE.....	.571 (32-56)	PROVIDENCE (02/27/10)
	.533 (24-45)	VIRGINIA (11/16/09)
3 PT FIELD GOALS MADE.....	10	vs USFCA (12/19/09)
	10	FAU (11/27/09)
3 PT FG ATTEMPTS.....	31	vs USFCA (12/19/09)
	22	ST. JOHN'S (02/20/10)
	22	KENT STATE (11/25/09)
3 PT FG PERCENTAGE.....	.500 (4-8)	NO. 17 PITTSBURGH (01/31/10)
	.476 (10-21)	FAU (11/27/09)
FREE THROWS MADE.....	32	PROVIDENCE (02/27/10)
	27	at Providence College (1/23/10)
FREE THROW ATTEMPTS.....	38	PROVIDENCE (02/27/10)
	38	at Providence College (1/23/10)
FREE THROW PERCENTAGE.....	.842 (32-38)	PROVIDENCE (02/27/10)
	.824 (14-17)	NOTRE DAME (01/05/10)
REBOUNDS.....	43	HAMPTON (12/02/09)
	43	vs Davidson (11/19/09)
ASSISTS.....	21	KENT STATE (11/25/09)
	20	HAMPTON (12/02/09)
STEALS.....	13	UCF (12/16/09)
	12	RUTGERS (01/16/10)
BLOCKED SHOTS.....	8	NOTRE DAME (01/05/10)
	8	FAU (11/27/09)
TURNOVERS.....	23	at Villanova (02/24/10)
	21	at LOUISVILLE (12/30/09)
FOULS.....	22	at LOUISVILLE (12/30/09)
	22	HAMPTON (12/02/09)
	22	vs South Carolina (11/20/09)

USF 2009-10 Men's Basketball
 University of South Florida High/Low Analysis (as of Mar 01, 2010)
 All games

Opponent - GAME HIGHS

POINTS.....	105	at Providence College (1/23/10)
	93	PROVIDENCE (02/27/10)
	82	at No. 7 Syracuse (01/10/10)
	78	at Cincinnati (01/20/10)
	74	at Villanova (02/24/10)
	74	ST. JOHN'S (02/20/10)
	74	SETON HALL (01/28/10)
	74	NOTRE DAME (01/05/10)
FIELD GOALS MADE.....	37	at Providence College (1/23/10)
	36	PROVIDENCE (02/27/10)
FIELD GOAL ATTEMPTS.....	72	PROVIDENCE (02/27/10)
	70	at Providence College (1/23/10)
FIELD GOAL PERCENTAGE.....	.587 (27-46)	ST. JOHN'S (02/20/10)
	.556 (30-54)	at Cincinnati (01/20/10)
3 PT FIELD GOALS MADE.....	11	at Providence College (1/23/10)
	11	CENTRAL MICHIGAN (12/13/09)
3 PT FG ATTEMPTS.....	27	PROVIDENCE (02/27/10)
	27	CENTRAL MICHIGAN (12/13/09)
3 PT FG PERCENTAGE.....	.500 (8-16)	UCF (12/16/09)
	.500 (5-10)	ST. JOHN'S (02/20/10)
FREE THROWS MADE.....	21	vs South Carolina (11/20/09)
	20	at Providence College (1/23/10)
FREE THROW ATTEMPTS.....	30	vs South Carolina (11/20/09)
	29	HAMPTON (12/02/09)
FREE THROW PERCENTAGE.....	.850 (17-20)	NOTRE DAME (01/05/10)
	.810 (17-21)	at Notre Dame (2-7-10)
REBOUNDS.....	43	SETON HALL (01/28/10)
	43	NO. 9 WEST VIRGINIA (01/13/10)
ASSISTS.....	19	at No. 7 Syracuse (01/10/10)
	17	ST. JOHN'S (02/20/10)
STEALS.....	16	at LOUISVILLE (12/30/09)
	13	at Villanova (02/24/10)
BLOCKED SHOTS.....	8	at LOUISVILLE (12/30/09)
	7	FAU (11/27/09)
	7	vs South Carolina (11/20/09)
TURNOVERS.....	19	RUTGERS (01/16/10)
	18	vs UNC Wilmington (11/22/09)
FOULS.....	25	PROVIDENCE (02/27/10)
	25	NO. 17 PITTSBURGH (01/31/10)

USF 2009-10 Men's Basketball
 University of South Florida High/Low Analysis (as of Mar 01, 2010)
 All games

University of South Florida - GAME LOWS

POINTS.....	49	at Villanova (02/24/10)
	50	NO. 9 WEST VIRGINIA (01/13/10)
	52	at LOUISVILLE (12/30/09)
	52	at Marquette (2/13/10)
	56	CENTRAL MICHIGAN (12/13/09)
FIELD GOALS MADE.....	16	at Villanova (02/24/10)
	17	NO. 9 WEST VIRGINIA (01/13/10)
FIELD GOAL ATTEMPTS.....	42	at Villanova (02/24/10)
	43	CINCINNATI (02/16/10)
FIELD GOAL PERCENTAGE.....	.327 (17-52)	NO. 9 WEST VIRGINIA (01/13/10)
	.355 (22-62)	at Marquette (2/13/10)
3 PT FIELD GOALS MADE.....	1	vs UNC Wilmington (11/22/09)
	1	at LOUISVILLE (12/30/09)
	1	NO. 9 WEST VIRGINIA (01/13/10)
3 PT FG ATTEMPTS.....	8	NO. 17 PITTSBURGH (01/31/10)
	9	at LOUISVILLE (12/30/09)
3 PT FG PERCENTAGE.....	.059 (1-17)	NO. 9 WEST VIRGINIA (01/13/10)
	.083 (1-12)	vs UNC Wilmington (11/22/09)
FREE THROWS MADE.....	4	at Marquette (2/13/10)
	5	KENT STATE (11/25/09)
FREE THROW ATTEMPTS.....	6	at Marquette (2/13/10)
	8	KENT STATE (11/25/09)
FREE THROW PERCENTAGE.....	.481 (13-27)	at LOUISVILLE (12/30/09)
	.500 (10-20)	at Notre Dame (2-7-10)
REBOUNDS.....	26	ST. JOHN'S (02/20/10)
	28	CINCINNATI (02/16/10)
ASSISTS.....	4	NO. 9 WEST VIRGINIA (01/13/10)
	7	at LOUISVILLE (12/30/09)
	7	SETON HALL (01/28/10)
	7	NO. 17 PITTSBURGH (01/31/10)
	7	at Villanova (02/24/10)
STEALS.....	1	at Marquette (2/13/10)
	3	FAU (11/27/09)
	3	HAMPTON (12/02/09)
	3	PROVIDENCE (02/27/10)
BLOCKED SHOTS.....	0	vs USFCA (12/19/09)
	2	vs Davidson (11/19/09)
	2	vs South Carolina (11/20/09)
	2	HAMPTON (12/02/09)
	2	vs USD (12/20/09)
	2	at Cincinnati (01/20/10)
	2	at Providence College (1/23/10)
	2	at Marquette (2/13/10)
	2	at Villanova (02/24/10)
TURNOVERS.....	5	NO. 17 PITTSBURGH (01/31/10)
	5	at Notre Dame (2-7-10)
FOULS.....	8	KENT STATE (11/25/09)
	12	FAU (11/27/09)

USF 2009-10 Men's Basketball
 University of South Florida High/Low Analysis (as of Mar 01, 2010)
 All games

Opponent - GAME LOWS

POINTS.....	49	VIRGINIA (11/16/09)
	49	vs USFCA (12/19/09)
	54	KENT STATE (11/25/09)
	55	HAMPTON (12/02/09)
	57	CINCINNATI (02/16/10)
FIELD GOALS MADE.....	16	vs USFCA (12/19/09)
	17	VIRGINIA (11/16/09)
FIELD GOAL ATTEMPTS.....	40	vs USFCA (12/19/09)
	46	ST. JOHN'S (02/20/10)
FIELD GOAL PERCENTAGE.....	.327 (17-52)	VIRGINIA (11/16/09)
	.339 (20-59)	FAU (11/27/09)
3 PT FIELD GOALS MADE.....	2	VIRGINIA (11/16/09)
	2	vs South Carolina (11/20/09)
3 PT FG ATTEMPTS.....	8	NO. 17 PITTSBURGH (01/31/10)
	10	ST. JOHN'S (02/20/10)
3 PT FG PERCENTAGE.....	.118 (2-17)	vs South Carolina (11/20/09)
	.167 (2-12)	VIRGINIA (11/16/09)
FREE THROWS MADE.....	4	KENT STATE (11/25/09)
	6	vs UNC Wilmington (11/22/09)
FREE THROW ATTEMPTS.....	10	vs UNC Wilmington (11/22/09)
	10	KENT STATE (11/25/09)
	10	CENTRAL MICHIGAN (12/13/09)
FREE THROW PERCENTAGE.....	.400 (4-10)	KENT STATE (11/25/09)
	.414 (12-29)	HAMPTON (12/02/09)
REBOUNDS.....	24	VIRGINIA (11/16/09)
	27	UCF (12/16/09)
ASSISTS.....	3	vs South Carolina (11/20/09)
	5	vs USFCA (12/19/09)
	5	CINCINNATI (02/16/10)
STEALS.....	1	FAU (11/27/09)
	1	NO. 17 PITTSBURGH (01/31/10)
BLOCKED SHOTS.....	0	vs USFCA (12/19/09)
	0	CINCINNATI (02/16/10)
TURNOVERS.....	6	at Marquette (2/13/10)
	6	PROVIDENCE (02/27/10)
FOULS.....	11	FAU (11/27/09)
	12	at Marquette (2/13/10)

USF 2009-10 Men's Basketball
 University of South Florida Player High/Low Analysis (as of Mar 01, 2010)
 All games

University of South Florida - INDIVIDUAL GAME HIGHS

Points.....	46	JONES, Dominique at Providence College (1/23/10)
	37	JONES, Dominique vs No. 17 Pittsburgh (01/31/10)
	30	JONES, Dominique at No. 7 Syracuse (01/10/10)
	29	JONES, Dominique at No. 7 Georgetown (02/03/10)
	28	JONES, Dominique vs Seton Hall (01/28/10)
	28	JONES, Dominique vs No. 9 West Virginia (01/13/10)
	28	JONES, Dominique vs UNC Wilmington (11/22/09)
Field Goals Made.....	15	JONES, Dominique at Providence College (1/23/10)
	10	JONES, Dominique vs No. 17 Pittsburgh (01/31/10)
	10	GILCHRIST, Augustus vs FAU (11/27/09)
	10	JONES, Dominique vs Virginia (11/16/09)
Field Goal Att.....	23	JONES, Dominique at Providence College (1/23/10)
	21	JONES, Dominique at Marquette (2/13/10)
FG Pct (min 5 made).....	.889 (8-9)	FAMOUS, Jarrid at Notre Dame (2-7-10)
	.875 (7-8)	FAMOUS, Jarrid vs Kent State (11/25/09)
3-Point FG Made.....	5	JONES, Dominique vs USFCA (12/19/09)
	3	JONES, Dominique vs St. John's (02/20/10)
	3	JONES, Dominique vs No. 17 Pittsburgh (01/31/10)
	3	JONES, Dominique at No. 7 Syracuse (01/10/10)
	3	JONES, Dominique vs Notre Dame (01/05/10)
	3	JONES, Dominique vs UCF (12/16/09)
	3	JONES, Dominique vs Hampton (12/02/09)
	3	HOWARD, Chris vs FAU (11/27/09)
	3	GILCHRIST, Augustus vs Kent State (11/25/09)
	3	LEEMOW, Justin vs Virginia (11/16/09)
	3	JONES, Dominique at SMU (11/13/09)
3-Point FG Att.....	10	JONES, Dominique vs USFCA (12/19/09)
	8	JONES, Dominique at Villanova (02/24/10)
	8	JONES, Dominique vs St. John's (02/20/10)
	8	JONES, Dominique at SMU (11/13/09)
3-Pt FG Pct (min 2 made).....	1.000 (3-3)	LEEMOW, Justin vs Virginia (11/16/09)
	1.000 (2-2)	HOWARD, Chris vs USD (12/20/09)
	1.000 (2-2)	BURWELL, Mike vs Hampton (12/02/09)
	1.000 (2-2)	GILCHRIST, Augustus vs FAU (11/27/09)
Free Throws Made.....	15	GILCHRIST, Augustus vs Davidson (11/19/09)
	14	JONES, Dominique vs Providence (02/27/10)
	14	JONES, Dominique vs No. 17 Pittsburgh (01/31/10)
	14	JONES, Dominique at Providence College (1/23/10)
Free Throw Att.....	18	JONES, Dominique at Providence College (1/23/10)
	17	JONES, Dominique at No. 7 Georgetown (02/03/10)
	17	JONES, Dominique vs No. 17 Pittsburgh (01/31/10)
	17	JONES, Dominique at No. 7 Syracuse (01/10/10)
FT Pct (min 3 made).....	1.000 (8-8)	JONES, Dominique vs Central Michigan (12/13/09)
	1.000 (7-7)	GILCHRIST, Augustus vs Virginia (11/16/09)
	1.000 (6-6)	JONES, Dominique at Villanova (02/24/10)
	1.000 (4-4)	JONES, Dominique at Cincinnati (01/20/10)
	1.000 (4-4)	HOWARD, Chris at Cincinnati (01/20/10)
	1.000 (4-4)	BURWELL, Mike vs USFCA (12/19/09)
	1.000 (4-4)	HOWARD, Chris vs USFCA (12/19/09)
	1.000 (3-3)	HOWARD, Chris at No. 7 Syracuse (01/10/10)
Rebounds.....	14	FAMOUS, Jarrid vs Seton Hall (01/28/10)
	12	FAMOUS, Jarrid vs RUTGERS (01/16/10)
	12	FAMOUS, Jarrid at No. 7 Syracuse (01/10/10)

Assists.....	10	JONES, Dominique vs FAU (11/27/09)
	8	JONES, Dominique at Notre Dame (2-7-10)
	8	JONES, Dominique at Providence College (1/23/10)
	8	HOWARD, Chris vs Hampton (12/02/09)
Steals.....	6	JONES, Dominique vs UNC Wilmington (11/22/09)
	5	FITZPATRICK, Toarlyn vs RUTGERS (01/16/10)
	5	JONES, Dominique vs UCF (12/16/09)
Blocked Shots.....	4	FAMOUS, Jarrid vs Notre Dame (01/05/10)
	3	FITZPATRICK, Toarlyn vs Notre Dame (01/05/10)
	3	GILCHRIST, Augustus vs FAU (11/27/09)
	3	GILCHRIST, Augustus vs Virginia (11/16/09)
Turnovers.....	7	FAMOUS, Jarrid vs RUTGERS (01/16/10)
	6	JONES, Dominique at Villanova (02/24/10)
	6	MERCER, Mike at Villanova (02/24/10)
	6	GILCHRIST, Augustus vs Virginia (11/16/09)
Fouls.....	5	FAMOUS, Jarrid at Marquette (2/13/10)
	5	RIVAS, Alex at Notre Dame (2-7-10)
	5	FAMOUS, Jarrid at No. 7 Georgetown (02/03/10)
	5	FAMOUS, Jarrid at Providence College (1/23/10)
	5	FITZPATRICK, Toarlyn at Providence College (1/23/10)
	5	HOWARD, Chris at LOUISVILLE (12/30/09)
	5	JONES, Dominique at LOUISVILLE (12/30/09)
	5	LEEMOW, Justin vs South Carolina (11/20/09)
	5	LEEMOW, Justin at SMU (11/13/09)

USF 2009-10 Men's Basketball
 University of South Florida High/Low Analysis (as of Mar 01, 2010)
 All games

OPPONENT INDIVIDUAL GAME HIGHS

Points.....	36	HARANGODY, Luke vs Notre Dame (01/05/10)
	28	HAZELL, Jeremy vs Seton Hall (01/28/10)
	26	CURRY, Sharaud vs Providence (02/27/10)
	26	PETERSON, Jamine vs Providence (02/27/10)
	26	PETERSON, Jamine at Providence College (1/23/10)
Field Goals Made.....	13	HARANGODY, Luke vs Notre Dame (01/05/10)
	11	PETERSON, Jamine vs Providence (02/27/10)
Field Goal Att.....	23	HARANGODY, Luke vs Notre Dame (01/05/10)
	21	PETERSON, Jamine at Providence College (1/23/10)
FG Pct (min 5 made).....	1.000 (5-5)	ONUAKU, Arinze at No. 7 Syracuse (01/10/10)
	.750 (6-8)	KENNEDY, DJ vs St. John's (02/20/10)
	.750 (6-8)	COUNCIL, Vincent at Providence College (1/23/10)
	.750 (6-8)	PARKER, Jaquon at Cincinnati (01/20/10)
3-Point FG Made.....	5	HAZELL, Jeremy vs Seton Hall (01/28/10)
	5	Gantt, Greg vs FAU (11/27/09)
3-Point FG Att.....	13	HAZELL, Jeremy vs Seton Hall (01/28/10)
	9	PETERSON, Jamine at Providence College (1/23/10)
	9	JOHNSON, Brandon vs USD (12/20/09)
	9	HARMAN, Robbie vs Central Michigan (12/13/09)
3-Pt FG Pct (min 2 made).....	1.000 (4-4)	FREEMAN, Austin at No. 7 Georgetown (02/03/10)
	1.000 (3-3)	HORNE, Paris vs St. John's (02/20/10)
	1.000 (2-2)	JORDAN, Marcus vs UCF (12/16/09)
	1.000 (2-2)	YOUNG, Taylor vs UCF (12/16/09)
	1.000 (2-2)	CLINKSCALES, Rodney at SMU (11/13/09)
Free Throws Made.....	8	HARANGODY, Luke at Notre Dame (2-7-10)
	7	BUTLER, Jimmy at Marquette (2/13/10)
	7	VAUGHN, Deonta at Cincinnati (01/20/10)
	7	EBANKS, Devin vs No. 9 West Virginia (01/13/10)
Free Throw Att.....	9	BUTLER, Jimmy at Marquette (2/13/10)
	9	BROWN, Gilbert vs No. 17 Pittsburgh (01/31/10)
FT Pct (min 3 made).....	1.000 (8-8)	HARANGODY, Luke at Notre Dame (2-7-10)
	1.000 (7-7)	VAUGHN, Deonta at Cincinnati (01/20/10)
	1.000 (6-6)	CURRY, Sharaud at Providence College (1/23/10)
	1.000 (6-6)	JOHNSON, Wes at No. 7 Syracuse (01/10/10)
	1.000 (5-5)	REYNOLDS, Scottie at Villanova (02/24/10)
	1.000 (4-4)	PENA, Antonio at Villanova (02/24/10)
	1.000 (4-4)	ROSARIO, Mike vs RUTGERS (01/16/10)
	1.000 (4-4)	JACKSON, Tory vs Notre Dame (01/05/10)
	1.000 (4-4)	JOHNSON, Brandon vs USD (12/20/09)
	1.000 (4-4)	LEWIS, Chris vs USD (12/20/09)
	1.000 (4-4)	ARCHIE, Dominique vs South Carolina (11/20/09)
	1.000 (4-4)	Sylven Landesberg vs Virginia (11/16/09)
	1.000 (3-3)	NDIAYE, Hamady vs RUTGERS (01/16/10)
	1.000 (3-3)	DIARRA, Moustapha vs USFCA (12/19/09)
Rebounds.....	17	POPE, Herb vs Seton Hall (01/28/10)
	15	HARANGODY, Luke at Notre Dame (2-7-10)
	15	Fields, John vs UNC Wilmington (11/22/09)
Assists.....	8	Taylor, Raymond vs FAU (11/27/09)
	7	COBURN, Mike vs RUTGERS (01/16/10)
	7	RAUTINS, Andy at No. 7 Syracuse (01/10/10)
Steals.....	4	BUTLER, Jimmy at Marquette (2/13/10)
	4	KNOWLES, Preston at LOUISVILLE (12/30/09)
	4	CLANTON, Keith vs UCF (12/16/09)
Blocked Shots.....	6	MULDROW, Sam vs South Carolina (11/20/09)
	4	NDIAYE, Hamady vs RUTGERS (01/16/10)

Turnovers.....

Fouls.....

4 JACKSON, Rick at No. 7 Syracuse (01/10/10)
4 JENNINGS, Terrence at LOUISVILLE (12/30/09)
4 Royster, Brett vs FAU (11/27/09)
5 HARDY, Dwight vs St. John's (02/20/10)
4 STEPHENSON, Lance vs Cincinnati (02/16/10)
4 BENIMON, Jerrelle at No. 7 Georgetown (02/03/10)
4 MONROE, Greg at No. 7 Georgetown (02/03/10)
4 FREEMAN, Austin at No. 7 Georgetown (02/03/10)
4 SIVA, Peyton at LOUISVILLE (12/30/09)
4 SMITH, Jerry at LOUISVILLE (12/30/09)
4 ROMPZA, A.J. vs UCF (12/16/09)
4 CLANTON, Keith vs UCF (12/16/09)
4 RASHID, Amir vs Central Michigan (12/13/09)
4 SIMPSON, Vincent vs Hampton (12/02/09)
4 GREENE, Justin vs Kent State (11/25/09)
4 Tomko, Chad vs UNC Wilmington (11/22/09)
4 BEN-EZE, Frank vs Davidson (11/19/09)
4 Jontel Evans vs Virginia (11/16/09)
4 HARP, Ryan at SMU (11/13/09)
5 DIXON, Bilal vs Providence (02/27/10)
5 MONROE, Greg at No. 7 Georgetown (02/03/10)
5 WOODALL, Travon vs No. 17 Pittsburgh (01/31/10)
5 BROOKS, Marshon at Providence College (1/23/10)
5 COBURN, Mike vs RUTGERS (01/16/10)
5 FREEMAN, Michael vs Hampton (12/02/09)
5 HOLMES, Mike vs South Carolina (11/20/09)
5 COHEN, Jake vs Davidson (11/19/09)
5 Mike Scott vs Virginia (11/16/09)