



FOOTBALL

WVU SPORTS COMMUNICATIONS • PO BOX 0877 • MORGANTOWN, WV 26507 • P: (304) 293-2821 • F: (304) 293-4105 • MSNsportsNET.com

2010 Schedule/Results

Date	Opponent	Time/Results
S4	Coastal Carolina	W/31-0
S10	at Marshall	W/24-21 (OT)
S18	Maryland	W/31-17
S25	at LSU	L/14-20
O9	UNLV	W/49-10
O14	USF	7:30 p.m.
O23	Syracuse	Noon
O29	at Connecticut	8 p.m.
N13	Cincinnati	TBA
N20	at Louisville	TBA
N26	at Pitt	TBA
D4	Rutgers	TBA

BIG EAST Standings

	BIG EAST	Pct.	Overall	Pct.
Syracuse	1-0	1.000	4-1	.800
Rutgers	1-0	1.000	3-2	.600
West Virginia	0-0	.000	4-1	.800
Louisville	0-0	.000	3-2	.667
Cincinnati	0-0	.000	2-3	.400
Pitt	0-0	.000	2-3	.400
USF	0-1	.000	3-2	.600
Connecticut	0-1	.000	3-3	.500

Game Coverage

Television

ESPN/ESPN3
Rece Davis, play-by-play
Craig James, Analyst
Jesse Palmer, Analyst
Jenn Brown, Sideline



Radio

Mountaineer Sports Network
Tony Caridi, Play-by-Play
Dwight Wallace, Analyst
Hoppy Kercheval, Host
Jed Drenning, Sideline



ISP National Broadcast

John Rooke - Play By Play
Pete Brock - Color Analyst
The West Virginia - USF game can be heard live on Sirius Channel 215 and the best of XM channel 203 with the ISP National broadcast.



Satellite Radio Broadcast

The West Virginia - USF game can be heard live on Sirius Channel 122 and the best of XM channel 143 with the MSN broadcast.

Internet

The Mountaineer Sports Network broadcast also can be heard by accessing MSNsportsNET.com and clicking on the Live Event Coverage



Live Statistics

MSNsportsNET.com

Twitter Updates

Twitter.com/WVUSportsBuzz



Game 6

USF at West Virginia

Oct. 14, 2010 - 7:30 p.m. (ESPN)

Milan Puskar Stadium (60,000) ♦ Morgantown, W.Va.

USF Bulls



West Virginia Mountaineers

3-2/0-1 BIG EAST.....	Overall Record/Conference.....	4-1/0-0 BIG EAST
NR (AP), NR (Coaches).....	National Ranking.....	25th (AP), 25th (Coaches)
Skip Holtz.....	Head Coach.....	Bill Stewart
Notre Dame, '86.....	Alma Mater.....	Fairmont State, '75
3-2 (1st year).....	Record at School.....	23-9 (3rd year)
75-52 (11th year).....	Overall Record.....	31-34 (6th year)
Spread.....	Offense.....	Spread Option
4-3.....	Defense.....	3-3-5 Stack
176.2.....	Rushing Yards Per Game.....	163.0
161.0.....	Passing Yards Per Game.....	229.0
337.2.....	Total Yards Per Game.....	392.0
27.4.....	Scoring Offense.....	29.8
16.0.....	Scoring Defense.....	13.6
146.0.....	Rushing Defense.....	86.8
155.0.....	Passing Defense.....	167.8
301.0.....	Total Defense.....	254.6
Moise Plancher (57.8).....	Rushing Leader.....	Noel Devine (95.0)
B.J. Daniels (136.8).....	Passing Leader.....	Geno Smith (227.8)
Dontavias Bogan (57.8).....	Receiving Leader.....	Tavon Austin (73.2)
Mosie Plancher (24).....	Scoring Leader.....	Tyler Bitancurt (33)
Sam Barrington (30).....	Tackle Leader.....	Terence Garvin (32)
Craig Marshall (6.0).....	Tackle for Loss Leader.....	Bruce Irvin (4.0)
Craig Marshall (4.0).....	Sack Leader.....	Bruce Irvin (4.0)
Mike Lanaris (2).....	Interception Leader.....	Keith Tandy (3)

Mountaineer Quickies

- ▶ WVU is 55-14 over its last 69 games; 27-8 in the BIG EAST in that span.
- ▶ WVU has won 76 of its last 99 regular-season games/WVU has won 80 of 107 overall games.
- ▶ WVU has the 11th-best record in college football in the last four years (2006-09).
- ▶ WVU has the eighth-best record in college football in the last five years (2005-09).
- ▶ WVU has the ninth-best record in college football in the last six years (2004-09).
- ▶ WVU is 83-47-1 all-time in BIG EAST play/43-12 since 2002/10-4 under Bill Stewart.
- ▶ WVU has not finished lower than second place in the BIG EAST since 2002.
- ▶ WVU has had at least a 5-2 record every year in the BIG EAST since 2002.
- ▶ Dating back to 2005, WVU has 182 rushing touchdowns in its last 69 games (2.7 per game).
- ▶ WVU has outrushed its opponents in 56-of-63 games; WVU's record is 50-13 during that span.
- ▶ Since 2001, WVU has forced 269 turnovers, ranking No. 4 nationally.
- ▶ WVU is 56-4 since 2002 when winning the turnover battle.
- ▶ WVU is 15-3 when Noel Devine rushes for at least 100 yards in a game.
- ▶ Noel Devine has 3,856 rushing yards in his career, ranking No. 5 on WVU's career rushing chart.
- ▶ Noel Devine is No. 1 nationally among active players in rushing yards and No. 4 in all-purpose yards & yards p/carry.
- ▶ Jock Sanders has finished with at least one reception in 33-straight games, No. 2 in WVU history and No. 6 in BIG EAST.
- ▶ WVU is 18-2 in games played on turf under Stewart.
- ▶ WVU is 47-33-1 in night games since 1980/30-13 in the 2000 decade/24-6-2 in all-time home night games.
- ▶ WVU is 17-2 in home night games since 2000.
- ▶ WVU is 81-80-1 all-time on games played in front of a national television audience.
- ▶ Since 2000, WVU is 65-2 when scoring 30 or more points in a contest.
- ▶ WVU leads the nation in fewest amount of first downs allowed in 2010, allowing 61 first downs.

WVU Head Coach Bill Stewart • Third Season

WVU's Record Under Stewart ...

Overall: 23-9
 vs. AP Ranked Teams: 1-3
 vs. AP Top 10 Teams: 1-2
 vs. Unranked Teams: 22-6
 vs. BIG EAST Teams: 10-4
 Home: 16-1
 Road: 5-7
 Neutral: 2-1
 In August: 1-0
 In September: 6-4
 In October: 8-1
 In November: 4-3
 In December: 3-0
 In January: 1-1
 When rushing for 200 or more yards: 11-4
 When rushing for 300 or more yards: 3-1
 When passing for 200 or more yards: 8-3
 When passing for 300 or more yards: 3-1
 When WVU player rushes for 100 or more yards: 13-3
 When WVU has two 100-yard rushers: 2-1
 When WVU player has 100 yards receiving: 2-1
 When opponents has 100-yard rusher: 5-5
 When opponents has 100-yard receiver: 9-2
 When scoring 30 or more points: 13-1
 When holding opponents to 10 points or less: 7-0
 When forcing three or more turnovers: 6-1
 When WVU scores first: 14-3
 When WVU leads at halftime: 15-2
 When WVU trails at halftime: 5-6
 When WVU is tied at halftime: 2-1
 Games decided by 11 points or more: 14-5
 Games decided by 10 or less: 5-2
 Games decided by 7 or less: 4-1
 Games decided by 3 or less: 5-3
 Overtime games: 1-2



About Coach Stewart

► With a father-like personality held by few and a work ethic held by even fewer, New Martinsville, W.Va., native Bill Stewart enters his third full season as West Virginia University's head football coach.

Stewart hasn't looked back since hitting the ground running when he was named interim head coach three weeks prior to the 2008 Tostitos Fiesta Bowl, preparing and rallying a team, a coaching staff, a school and a state.

After guiding the Mountaineers to a remarkable 48-28 victory against Oklahoma, and arguably the most memorable bowl win in school history, especially under the circumstances, Stewart was named West Virginia University's 32nd head football coach on January 3, 2008, one day after the impressive victory.

Since then, Stewart has produced consecutive 9-4 seasons, a victory over North Carolina in the Meineke Car Care Bowl in 2008, a berth in the 2010 Konica Minolta Gator Bowl and consecutive Top 25 finishes. Stewart's nine victories in 2008 marked the most by a first-year Mountaineer coach in school history.

Stewart has coached 20 players to all-BIG EAST accolades in his two seasons and watched quarterback Pat White become the NCAA's all-time leading rushing quarterback and the first in college football history to win four-straight bowl games as a starting quarterback in 2008.

Stewart is no stranger to Morgantown, the state of West Virginia or to the college football world as his coaching experiences have been vast and varied.

Prior to being named head coach, he spent eight years on the West Virginia staff under WVU coaches Don Nehlen and Rich Rodriguez, working with the Mountaineer tight ends and serving as associate head coach in 2007 after spending the prior seven seasons coaching the quarterbacks. He also had the role of special teams coordinator under Rodriguez.

His lengthy coaching resume began at Fairmont State, where he was a student assistant coach for a season, before becoming an assistant coach at Sistersville (W.Va.) High School in 1975. In 1977, he moved to Salem College, where he was assistant football and head track coach for two seasons. In 1979, he moved to the University of North Carolina (1980); he was later an assistant at Marshall (1980), William & Mary (1981-83), Navy (1984), North Carolina (1985-87), Arizona State (1988-89) and Air Force (1990-93).

Stewart came to WVU in January 2000, from the Canadian Football League, where he served as offensive coordinator of the Winnipeg Blue Bombers in 1999, tutoring two all-conference receivers and a 1,000-yard rusher. As offensive line coach for the CFL's Montreal Alouettes in 1998, Stewart's line blocked for Mike Pringle, the first 2,000-yard rusher in CFL history.

A 1975 education graduate from Fairmont State, where he was a three-year letterman and team captain for the WVIAC champions in 1974, Stewart earned his master's degree in health and physical education from WVU in 1977.

Highly regarded as one of the "good guys" in the profession, Stewart has had several personal and professional life influences starting with his mother, father and older brother.

Stewart and his wife, Karen, also a native of New Martinsville, have one son, Blaine.



WVU Head Coach Bill Stewart

Stewart Year-by-Year History

Year	School	Status	Record
1977	Salem	Assistant Coach (DL/LB)	8-1-1
	WVIAC Champions		
1978	Salem	Assistant Coach (OL)	8-1-0
	WVIAC Champions		
1979	North Carolina	JV Team OL	8-3-1
	Gator Bowl Champions		
1980	Marshall	Assistant Coach (OL)	2-8-1
1981	William and Mary	Assistant Coach (OL)	5-6
1982	William and Mary	Assistant Coach (OL)	3-8
1983	William and Mary	Assistant Coach (OL)	6-5
1984	Navy	Assistant Coach (OL)	4-6-1
1985	North Carolina	Assistant Coach (OL)	5-6
1986	North Carolina	Assistant Coach (OL)	7-4-1
	Aloha Bowl		
1987	North Carolina	Assistant Coach (OL)	5-6-0
1988	Arizona State	Assistant Coach (OT/TE)	6-5-0
1989	Arizona State	Assistant Coach (OT/TE)	6-4-1
1990	Air Force	Assistant Coach (DL)	7-5-0
	Liberty Bowl Champions		
1991	Air Force	Assistant Coach (DL)	10-3-0
	Liberty Bowl Champions		
1992	Air Force	Assistant Coach (DL)	7-5-0
	Liberty Bowl		
1993	Air Force	Assistant Coach (DL)	4-8-0
1994	VMI	Head Coach	1-10-0
1995	VMI	Head Coach	4-7-0
1996	VMI	Head Coach	3-8-0
1998	Montreal Allouettes	Assistant Coach (OL)	12-5-1
	CFL Division Finals		
1999	Winnipeg Blue Bombers	Assistant Coach (OC/WR)	6-12
2000	West Virginia	Assistant Coach (QB)	7-5
	Music City Bowl Champions		
2001	West Virginia	Assistant Coach (QB/ST)	3-8
2002	West Virginia	Assistant Coach (QB/ST)	9-4
	Continental Tire Bowl		
2003	West Virginia	Assistant Coach (QB/ST)	8-5
	BIG EAST Champions/Gator Bowl		
2004	West Virginia	Assistant Coach (QB/ST)	8-4
	BIG EAST Champions/Gator Bowl		
2005	West Virginia	Assistant Coach (QB/ST)	11-1
	BIG EAST Champions/Sugar Bowl Champions		
2006	West Virginia	Assistant Coach (QB/ST)	11-2
	Gator Bowl Champions		
2007	West Virginia	Associate HC (TE/FB/ST)	10-2
	BIG EAST Champions		
2007	West Virginia	Interim Head Coach	1-0
	Fiesta Bowl Champions		
2008	West Virginia	Head Coach	9-4
	Meineke Car Care Bowl Champions		
2009	West Virginia	Head Coach	9-4
	Gator Bowl		
2010	West Virginia	Head Coach	4-1

Stewart Totals - at West Virginia - 23-9; Overall - 31-34 (6th season)



Stewart's WVU Record vs. All Opposition

Auburn	1-1
Cincinnati	0-2
Coastal Carolina	1-0
Colorado	1-1
Connecticut	2-0
East Carolina	1-1
Florida State	0-1
Liberty	1-0
Louisville	2-0
LSU	0-1
Marshall	3-0
Maryland	1-0
North Carolina	1-0
Oklahoma	1-0
Pitt	1-1
Rutgers	2-0
Syracuse	2-0
UNLV	1-0
USF	1-1
Villanova	1-0

WVU Coaches' Record After First 32 Games

Name	Years	Record	Pct.
Clarence Spears	1921-23	24-5-3	.796
Bill Stewart	2007-10	23-9	.719
Mont McIntire	1916-17, 19	20-8-4	.688
Bobby Bowden	1970-72	22-10	.688
Don Nehlen	1980-82	22-10	.688
Ira Errett Rodgers	1925-28	19-10-3	.672
Rich Rodriguez	2001-04	16-16	.500

WVU Coaches' No. of Games to Earn 23 Wins

Name	Years	Games	Pct.
Clarence Spears	1921-23	31	.742
Bill Stewart	2007-10	32	.719
Bobby Bowden	1970-72	34	.676
Don Nehlen	1980-82	34	.676
Mont McIntire	1916-17, 19-20	38	.605
Rich Rodriguez	2001-04	40	.575

The Last Time Against USF

USF 30, No. 20/20 West Virginia 19 • Oct. 30, 2009 • Tampa, Fla.

USF put together a balanced rushing and passing attack to upset No. 20 West Virginia 30-19 at Raymond James Stadium.

The Friday night nationally televised contest got started on the positive side for West Virginia, as the Mountaineers took the game's opening possession and drove 80 yards for the first score.

Quarterback Jarrett Brown rushed in from three-yards away, giving the Mountaineers a quick 7-0 lead with 9:42 on the clock. The scoring drive was highlighted by a 32-yard completion from Brown to receiver Alric Arnett.

The Bulls tied the game just two-minutes later, when quarterback B.J. Daniels hit receiver Carlton Mitchell for a 49-yard touchdown pass to start the scoring for the Bulls.

USF took a 10-7 lead with 2:55 left in the first, when kicker Eric Schwartz connected on a 30-yard field goal. The Mountaineers answered with a safety on the final play of the quarter, when defensive end Julian Miller tackled Jamar Taylor in the end zone.

With the Bulls leading 10-9 at the 6:57 mark of the second quarter, the Bulls extended their lead to 17-9, when Daniels hooked up with A.J. Love for an 11-yard scoring toss.

West Virginia cut the margin to 17-12 with 3:34 left in the half, when kicker Tyler Bitancurt hit a 33-yard field goal. However, USF extended the lead back to eight, 20-12, when Schwartz converted on a 26-yard field goal attempt just before the half.

Just like its opening possession of the game, West Virginia's first possession of the second half resulted in a touchdown. The Mountaineers put together a nine-play, 63-yard drive that ended when Brown rushed in for his second touchdown in the game, this time from 11-yards out, cutting the deficit to 20-19.

But the WVU defense could not hold and the momentum was lost, as USF struck back on its next drive. The Bulls went on a 69-yard drive that ended with Daniels' third touchdown pass, this one to receiver Sterling Griffin from six-yards away, extending the USF lead to 27-19 with 5:26 left in the third quarter.

The Bulls added insurance points at the 12:06 mark of the fourth, when Schwartz connected on a 44-yard field goal, giving him three for the night.

West Virginia managed one more drive deep into USF territory, which got as far as the Bulls' 20-yard line, but the drive stalled, and ended when WVU could not convert on fourth down.

For West Virginia, Brown passed for 205 yards to go along with his two rushing scores. Tailback

Noel Devine came into the game as the nation's No. 3 rusher, but was held to 42 yards on 17 carries. Arnett led the WVU receivers with 84 yards on six catches, while linebacker Pat Lazear finished with eight stops.

For USF, Daniels rushed for 104 yards and passed for 232 to total 336 yards of total offense. Moise Plancher added 86 yards rushing, while Mitchell led all receivers with 132 yards. The USF defense was led by linebacker Kion Wilson with 12 tackles, three TFL and one interception.

Final totals for West Virginia showed the Mountaineers with 118 yards rushing and 205 passing for 323 yards of total offense. USF finished with 189 yards rushing and 232 passing for 421 total yards.

The loss broke a four-game winning streak for the Mountaineers, who dropped to 6-2 on the year and 2-1 in the BIG EAST. With the win, USF took a 3-2 lead in the all-time series against WVU.



Alric Arnett

Scoring and Statistical Summary

	1	2	3	4	Final
West Virginia	9	3	7	0	19
USF	10	10	7	3	30

1st	WVU - Jarrett Brown 3 rush (Tyler Bitancurt kick)
	USF - Carlton Mitchell 49 pass from B.J. Daniels (Eric Schwartz kick)
	USF - Schwartz 30 FG
	WVU - Julian Miller safety
2nd	USF - A.J. Love 1 pass from Daniels (Schwartz kick)
	WVU - Bitancurt 33 FG
	USF - Schwartz 26 FG
3rd	WVU - Brown 11 rush (Bitancurt kick)
	USF - Sterling Griffin 6 pass from Daniels (Schwartz kick)
4th	USF - Schwartz 44 FG

	WVU	USF
First Downs	20	18
Rushes/Yards	35/118	40/189
Passing Yardage	205	232
Passes	19/32/1	13/26/0
Punts	5/215/43.0	4/164/41.0
Fumbles/Lost	0/0	1/0
Return Yardage	28	16
Penalties/Yards	4/31	5/21
Time of Possession	31:12	28:48

WVU RUSHING: Devine 17-42, Brown 11-39; **WVU PASSING:** Brown 19-32-1-205; **WVU RECEIVING:** Arnett 6-84, Lyons 4-39; **WVU TACKLES (TFL/QS):** Lazear 8 (1/0), Tandy 7 (1/0), Leonard 7 (2/1), Thomas 7; **WVU INTERCEPTIONS:** None.

USF RUSHING: Daniels 14-104, Plancher 18-86; **USF PASSING:** Daniels 13-26-0-232; **USF RECEIVING:** Mitchell 5-132, Love 3-71; **USF TACKLES (TFL/QS):** Wilson 12 (3/0), Murphy 9 (0/1); **USF INTERCEPTIONS:** Murphy.

Attendance - 56,328

The Last Time Against USF in Morgantown

West Virginia 13, USF 7 • Dec. 6, 2008 • Morgantown, W.Va.

West Virginia closed out the 2008 regular season with a scrappy 13-7 win over USF as snow showers fell on senior night at Milan Puskar Stadium.

The win sent 19 West Virginia seniors out on top in their final home appearance, and it marked the last home game for quarterback Pat White. He responded by throwing one touchdown and accounting for 181 yards of total offense in leading the team to its eighth win of the year.

As a covering of snow was removed from the field just before game time, the two teams battled back and forth in the frigid weather.

West Virginia started strong and scored on the game's opening possession. White drove the Mountaineers 58 yards in 11 plays and capped it off with a 12-yard touchdown pass to freshman tight end Tyler Urban.

USF answered at the 11:05 mark of the second quarter when quarterback Matt Grothe rushed in from six-yards away to end a 75-yard drive, and tied the score at 7-7.

With USF driving late in the half, safety Sidney Glover intercepted Grothe at the WVU 15-yard line to end a Bulls' drive. Glover's pick left 33 seconds on the clock and that was enough time for White to move 52 yards in three plays to set up a Pat McAfee 45-yard field goal as time expired, giving West Virginia a 10-7 lead at the half.

In the third quarter, West Virginia took advantage of another USF turnover to set up a score. Cornerback Ellis Lankster intercepted Grothe on USF's opening possession of the third, giving WVU the ball on its own 49-yard line.

The Mountaineer offense moved into position for another McAfee field goal, and the kicker hit from 42-yards away, upping West Virginia's lead to 13-7 with 12:16 left in the third.

Little did anyone know that McAfee's third quarter field goal would be the final points in the contest as the two defenses took over from there.

The Mountaineers put together some drives, but the turnover bug caught the Mountaineers and ended one drive.

USF had one last chance at the 5:36 mark of the fourth quarter, after receiving the ball on its own 32-yard line after McAfee missed on a 48-yard field goal attempt.

Grothe drove the Bulls down to the WVU 16-yard line after completing three third-down conversions, but it was the Mountaineer defense that came up big in the end. The Mountaineer defense converted a tackle for loss of two yards and forced three straight incomplete passes to end the Bulls' drive as the unit captured its seventh second half shutout of the season.

To accompany White's totals, tailback Noel Devine added 90 yards rushing, while the Mountaineer defensive effort was led by cornerback Brandon Hogan and linebacker Pat Lazear with nine tackles each.

For USF, Grothe accounted for 64 yards rushing and 189 passing to lead the offense. Tyrone McKenzie and Kion Wilson finished with 11 tackles each.

Final totals showed West Virginia with 139 yards rushing and 141 passing to total 280 yards of total offense. USF finished with 167 yards on the ground and 189 through the air for 356 yards of total offense.

With the win, West Virginia finished the regular season at 8-4 and 5-2 in the BIG EAST, which tied the Mountaineers for second place. The loss dropped the Bulls to 7-5 overall and 2-5 in the league.

After the game, West Virginia accepted a bid to play in the Meineke Car Care Bowl, marking the seventh straight bowl appearance for the Mountaineers.



Sidney Glover

Scoring and Statistical Summary

	1	2	3	4	F
USF.....	0	7	0	0	7
West Virginia.....	7	3	3	0	13

1st	WVU - Tyler Urban 12 pass from Pat White (Pat McAfee kick)
2nd	USF - Matt Grothe 6 rush (Maikon Bonani kick) WVU - McAfee 45 FG
3rd	WVU - McAfee 42 FG

	WVU	USF
First Downs.....	21	22
Rushes/Yards.....	38/167	40/139
Passing Yardage.....	189	141
Passes.....	18/33/2	14/23/0
Punts.....	4/130/32.5	4/182/45.5
Fumbles/Lost.....	1/1	2/1
Return Yardage.....	26	8
Penalties/Yards.....	7/80	3/25
Time of Possession.....	30:28	29:32

WVU RUSHING: Devine 17-90, White 15-40; **WVU PASSING:** White 14-23-0-141; **WVU RECEIVING:** Sanders 5-38, Arnett 3-31; **WVU TACKLES (TFL/QS):** Hogan 9, Lazear 9; **WVU INTERCEPTIONS:** Glover, Lankster.

USF RUSHING: Grothe 9-64, Ford 14-62; **USF PASSING:** Grothe 18-33-2-189; **USF RECEIVING:** Bogan 4-50; Edwards 3-41; **USF TACKLES (TFL/QS):** McKenzie 11 (3/0), Wilson 11; **USF INTERCEPTIONS:** None.

Attendance - 48,019

Game 5: The UNLV Game

West Virginia 49, UNLV 10 • Oct. 9, 2010 • Morgantown, W.Va.

West Virginia stormed out to a 21-point first-quarter lead and never looked back in defeating UNLV, 49-10, before 58,234 fans at Milan Puskar Stadium.

It took just three plays in the game's opening possession for West Virginia to start the scoring, as sophomore quarterback Geno Smith connected with receiver Brad Starks for a 38-yard scoring toss, giving WVU a 7-0 lead.

On its next possession, the Mountaineers scored again when senior tailback Noel Devine broke loose for a 28-yard scamper for a 14-0 lead with 10:31 left.

The Mountaineers would add another score before the opening stanza ended at the 4:42 mark when Jock Sanders raced in from 10-yards away for a 21-0 WVU lead. The score was set up by an interception from Keith Tandy, his first of two in the game.

Second-quarter action saw the Mountaineers add 14 more points to their total. At the 9:49 mark, Devine broke loose for a 48-yard scoring jaunt to end a five play, 67-yard drive, and Starks caught his second touchdown pass in the game, when Smith found him 48-yards down field for a 35-0 West Virginia lead at the intermission.

Like he did in the first half, Starks started the scoring in the second. Tandy recorded his second interception to stop the Rebels' first drive, and Smith found Starks from four yards out, for a 42-0 West Virginia advantage.

Starks became the first Mountaineer to record three touchdown receptions in a game since 1977, and just the third all-time in school history, tying a school-record for touchdown receptions in a game. Starks became just the second player and first Mountaineer to record three touchdown receptions in the 31-year history of Milan Puskar Stadium.

With West Virginia up 42-0, UNLV scored the next 10 points to wipe away any chance of a WVU shutout. Kicker Nolan Kohorst converted on a 39-yard field goal with just 0:24 seconds left in the third, before the Rebels scored their only touchdown with 9:40 left in the contest, when Tim Cornett hauled in a six-yard scoring pass from Caleb Herring.

West Virginia ended the scoring with 5:09 remaining, when fullback Matt Lindamood scored his first career touchdown on a one-yard run, giving the Mountaineers their most points scored under Bill Stewart and their largest margin of victory under the third-year head coach.


West Virginia ended up playing 68 players in the game and was led by Devine in rushing with 84 yards on three carries. Smith had a strong day passing, completing 12-of-16 passes for 220 yards and three touchdowns. Starks' career day ended

with four catches for 100 yards and the three touchdown receptions. West Virginia's defensive effort was led by Sidney Glover, Pat Miller and Terence Garvin, all with seven tackles in the victory.

For UNLV, the Rebels received 58-yards rushing from Cornett and 48 from Deante Purvis. Quarterback Omar Clayton passed for 79 yards before being relieved by Caleb Herring, who finished with 101 yards passing. Receiver Austin Harrington led the Rebels with 34 yards receiving, while the defense was paced by John Therrell, Tani Maka, Ronnie Paulo and Calvin Randleman with four tackles each.

Final totals in the game showed West Virginia with 219 yards rushing and 226 passing for 445 yards of total offense. UNLV finished with 96 yards on the ground and 180 through the air for 276 yards of offense.

The win finished the non-conference portion of WVU's 2010 schedule, with the Mountaineers going 4-1. Stewart improved to 13-4 overall and 11-0 at home in non-conference play.



Scoring and Statistical Summary

	1	2	3	4	F
UNLV.....	0	0	3	7	10
West Virginia.....	21	14	7	7	49

- 1st** WVU - Brad Starks 38 pass from Geno Smith (Tyler Bitancourt kick)
 WVU - Noel Devine 28 rush (Bitancourt kick)
 WVU - Jock Sanders 10 rush (Bitancourt kick)
- 2nd** WVU - Devine 48 rush
 WVU - Starks 48 pass from Smith (Bitancourt kick)
- 3rd** WVU - Starks 4 pass from Smith (Bitancourt kick)
 UNLV - Nolan Kohorst 39 FG
- 4th** UNLV - Tim Cornett 6 pass from Caleb Herring (Kohorst kick)
 WVU - Matt Lindamood 1 rush (Bitancourt kick)

	UNLV	WVU
First Downs.....	15	16
Rushes/Yards.....	40/96	33/219
Passing Yardage.....	180	226
Passes.....	20/32/2	13/20/0
Punts.....	5/216/43.2	5/222/44.4
Fumbles/Lost.....	2/0	1/0
Return Yardage.....	7	41
Penalties/Yards.....	4/43	8/68
Time of Possession.....	36:03	23:57

WVU RUSHING: Devine 3-84; **WVU PASSING:** Smith 12-16-0-220; **WVU RECEIVING:** Starks 4-100, Austin 3-52; **WVU TACKLES (TFL/QS):** Glover 7 (1/1), Miller 7 (1/0), Garvin 7 (1/1); **WVU INTERCEPTIONS:** Tandy (2).

UNLV RUSHING: Cornett 12-56, Purvis 17-48; **UNLV PASSING:** Clayton 12-18-1-79, Herring 8-14-1-101; **UNLV RECEIVING:** Harrington 3-34, Cornett 3-18; **UNLV TACKLES (TFL/QS):** Therrell 4, Maka 4, Paulo 4, Randleman 4; **UNLV INTERCEPTIONS:** None.

Attendance - 58,234

National Rankings

Associated Press Poll

(Oct. 10)

School	Record	Points	Prev. Rank
1. Ohio State (34)	6-0	1,453	2
2. Oregon (15)	6-0	1,427	3
3. Boise State (8)	5-0	1,395	4
4. TCU (1)	6-0	1,304	5
5. Nebraska	5-0	1,236	7
6. Oklahoma (2)	5-0	1,225	6
7. Auburn	6-0	1,104	8
8. Alabama	5-1	1,021	1
9. LSU	6-0	999	12
10. South Carolina	4-1	978	19
11. Utah	5-0	926	10
12. Arkansas	4-1	813	11
13. Michigan State	6-0	806	17
14. Stanford	5-1	732	16
15. Iowa	4-1	648	15
16. Florida State	5-1	547	23
17. Arizona	4-1	472	9
18. Wisconsin	5-1	410	20
19. Nevada	6-0	376	21
20. Oklahoma State	5-0	348	22
21. Missouri	5-0	298	24
22. Florida	4-2	209	14
23. Air Force	5-1	187	25
24. Oregon State	3-2	186	NR
25. West Virginia	4-1	141	NR

ARV: Michigan 137, Miami (FL) 63, North Carolina State 31, Virginia Tech 17, Northwestern 5, Texas 5, Kansas State 1

USA Today Coaches Poll

(Oct. 10)

School	Record	Points	Prev. Rank
1. Ohio State (49)	6-0	1,455	2
2. Oregon (6)	6-0	1,388	3
3. Boise State (1)	5-0	1,335	4
4. Nebraska (2)	5-0	1,272	6
5. TCU (1)	6-0	1,213	5
6. Oklahoma	5-0	1,193	7
7. Auburn	6-0	1,060	8
8. Alabama	5-1	1,029	1
9. LSU	6-0	1,021	9
10. Utah	5-0	940	10
11. Michigan State	6-0	838	16
12. South Carolina	4-1	835	20
13. Arkansas	4-1	780	13
14. Iowa	4-1	710	15
15. Stanford	5-1	618	18
16. Wisconsin	5-1	542	19
17. Florida State	5-1	496	24
18. Oklahoma State	5-0	478	21
19. Missouri	5-0	434	22
20. Arizona	4-1	367	11
21. Nevada	6-0	329	23
22. Florida	4-2	242	12
23. Air Force	5-1	151	NR
24. Michigan	5-1	137	17
25. West Virginia	4-1	88	NR

ARV: Miami (FL) 66, North Carolina State 41, Texas 31, Oregon State 30, Virginia Tech 24, Northwestern 23, Mississippi State 7, Maryland

The Series With USF

▶ The series with USF is a short one, consisting of five games and has only been around since USF joined the BIG EAST Conference in 2005. USF leads the series, 3-2, after winning, 30-19, last year, in Tampa. WVU coach Bill Stewart is 1-1 against USF and its head coach Skip Holtz. Holtz, who coached at East Carolina before becoming the USF coach this season, has posted a 1-4 mark against the Mountaineers.

The two teams split the first two games of the series with the visiting team winning each game, and the home team has won the next three games. West Virginia won the last meeting with the Bulls in Morgantown, 13-7, in Pat White's final game in 2008.

USF has won the last two meetings in Tampa, winning, 21-13, in 2007, before a record crowd at Raymond James Stadium and last year. West Virginia won the initial meeting with the Bulls, 28-13, in Tampa, on December 3, 2005, and USF won the second meeting in Morgantown, 24-19, on Nov. 25, 2006.

Non-Conference Play

▶ West Virginia finished with a 4-1 record in non-conference action this year, defeating Coastal Carolina, 31-0, in the season opener, winning at Marshall, 24-21 in overtime, defeating Maryland, 31-17, in game three, dropping a 20-14 decision at Tiger Stadium in game four and winning 49-10 against UNLV.

West Virginia is 13-5 all-time under Bill Stewart in non-conference games, 10-0 at home and 3-5 in road games. Currently, West Virginia is riding a 16-game non-conference home winning streak.

West Virginia's last non-conference loss at home was a 34-17 defeat to Virginia Tech back on Oct 1, 2005. On their way to the 16-game non-conference home winning streak, the Mountaineers have defeated Marshall, Eastern Washington and Maryland in 2006, Western Michigan, East Carolina and Mississippi State in 2007, Villanova, Marshall and Auburn in 2008, Liberty, East Carolina, Colorado and Marshall in 2009 and Coastal Carolina, Maryland and UNLV in 2010.

BIG EAST Bests

▶ The Mountaineers posted another winning league record in 2009 with a 5-2 mark. West Virginia's undefeated 7-0 BIG EAST record in 2005 matched the best league record by the Mountaineers since entering the conference in 1991. In 1993, West Virginia also posted a perfect 7-0 mark in BIG EAST play. Next in line is a 6-1 record in 2002 and 2003. The Mountaineers have been crowned league champions in four of the last seven years and finished in second-place in 2006, 2008 and 2009.

West Virginia's third-best league record is a 5-2 mark, posted in 2009, 2008, 2007, 2006 and also in 1998. WVU has now posted 14 winning conference seasons in 19 years of BIG EAST action starting in 1993 (7-0), 1994 (4-3), 1995 (4-3), 1996 (4-3), 1997 (4-3), 1998 (5-2), 2002 (6-1), 2003 (6-1), 2004 (4-2), 2005 (7-0), 2006 (5-2), 2007 (5-2), 2008 (5-2) and 2009 (5-2).

West Virginia is 83-47-1 in all-time BIG EAST play and is 44-20-1 in BIG EAST home games followed by a 39-27 mark in conference road games. Coach Bill Stewart is 10-4 overall in BIG EAST play with a 6-1 home record and a 4-3 road record in the conference. The Mountaineers are 43-12 in BIG EAST games since the start of the 2002 season, and 26-9 in their last 35 conference games. WVU has won league championships in 1993, 2003, 2004, 2005 and 2007 and finished in second place in 2006, 2008 and 2009.

Against The BIG EAST

▶ WVU is 127-103-7 all-time against current members of the BIG EAST Conference. WVU is 27-30 against Syracuse; 31-4-2 against Rutgers; 9-2 versus Louisville; 14-3-1 versus Cincinnati; 6-0 against Connecticut; 38-61-3 against Pitt; and 2-3 against USF. Since the league started in 1991, WVU is 83-46-1 in all-time BIG EAST play and 44-20-1 in league home games, while 39-26 in league road games.

National Polls

▶ West Virginia re-entered both national polls at No. 25 on Oct. 10 after its 49-10 win over UNLV. The Mountaineers were ranked for the first four weeks of the season, entering the 2010 season ranked No. 25 in the Associated Press Poll and tied with Utah for No. 24 in the USA Today Coaches Poll. After defeating Maryland, 31-17, in game three, the Mountaineers were ranked No. 21 in the USA Today Coaches Poll and No. 22 in the Associated Press Poll. They were receiving votes after losing 20-14 at LSU on Sept. 25.

WVU finished the 2009 season ranked No. 22 in the USA Today Coaches' Poll and No. 25 in the Associated Press Poll. That marked the fifth-straight year that WVU has been ranked in the final AP Poll and four of the last five years in the USA Today Coaches' Poll.

West Virginia spent 46 consecutive weeks in the national polls from Oct. 9, 2005 - Sept. 28, 2008. The Mountaineers were ranked in the Top 10 for 31 out of the 38 weeks. Since 2002, West Virginia has been ranked in the Top 25 for 78 weeks, including 33 weeks in the Top 10.

In the Nov. 25, 2007 poll, the No. 1 ranking in the USA Today Coaches Poll marked the first time in the school's history that the Mountaineers had received a No. 1 ranking. The highest ranking before that was No. 2 in the 1993 season.

WVU's Week-By-Week National Ranking

Week	AP	USA Today	Harris	BCS
Preseason	25	T24	---	---
Sept. 6	23	22	--	--
Sept. 12	21	21	--	--
Sept. 19	22	21	--	--
Sept. 26	RV	RV	--	--
Oct. 3	RV	RV	--	--
Oct. 10	25	25	--	--
Oct. 17				
Oct. 24				
Oct. 31				
Nov. 7				
Nov. 14				
Nov. 21				
Nov. 28				
Dec. 5				
Final				

For Starters

► Entering the USF game, the Mountaineers have a total of 33 players with at least one game of starting experience.

Tops on that list are senior defensive linemen Scooter Berry (33) and Chris Neild (32), and senior linebacker J.T. Thomas with 31 consecutive starts.

Senior receiver Jock Sanders has 30 starts to his credit, and senior running back Noel Devine has started 27 games.

Coaching Staff Assignments

► Here's a breakdown of the WVU coaching staff assignments for the 2010 season:

Steve Dunlap: Asst. HC, safeties (Press Box)

Jeff Casteel: DC/LB (Field)

Jeff Mullen: OC, QB (Press Box)

Chris Beatty: RB, slot receivers (Field)

Lonnie Galloway: wide receivers (Field)

David Johnson: offensive line (Field)

Bill Kirelawich: defensive line (Press Box)

David Lockwood: cornerbacks (Field)

David McMichael: TE/FB (Press Box)

At Home

► The 2010 season marks the 31st season of competition for West Virginia at Mountaineer Field at Milan Puskar Stadium. WVU holds a 139-49-4 (.734) all-time record at the facility, which opened in 1980.

A 2010 season-opening crowd of 57,867 was in attendance for the Coastal Carolina game, a more than capacity crowd of 60,122 watched the Maryland game and 58,234 was at the UNLV game.

The Mountaineers are averaging 58,739 per home game in 2010; a total of 10,344,706 fans have watched a game at Mountaineer Field.

Rolling After Bowling

► In the 28 seasons after going to a bowl, the Mountaineers have compiled a 209-114-5 record. WVU has earned back-to-back bowl berths 15 times, including eight straight, currently a school record.

**The 2010 Mountaineer Roster**

► The 2010 roster consists of 125 players from 17 different states and two foreign countries. Leading the way is the Mountain State, represented by 27 players, Florida (19), Pennsylvania (18), Ohio (17), Maryland and Virginia (12), Alabama (3), New York (3), New Jersey (3), Georgia (2) and one from Arizona, California, Kentucky, Michigan, South Carolina, Tennessee and Texas. Defensive lineman Curtis Feigt hails from Berlin, Germany, and Soraya Aisien-Ogbebor is from Lagos, Nigeria.

McMichael Rejoins Mountaineers

► David McMichael joined the Mountaineer staff for his second coaching tenure at West Virginia and will oversee the tight ends and offensive special teams.

McMichael has directly coached 11 NFL signees and has had seven players who were drafted by NFL teams, including first-round selections Brian Jozwiak (Kansas City -- 1986) and Anthony Becht (New York Jets -- 2000). He has recruited a total of 14 eventual NFL players, including 11 draftees. He has also worked with five All-Americans and coached in 15 bowl games.

McMichael returns to WVU after serving as an assistant coach at Connecticut for the past nine years. McMichael spent 18 years at West Virginia as an assistant coach under Don Nehlen, coaching the offensive tackles and tight ends. Prior to that, he had stints at Southern Illinois (1980-82) as the defensive line coach and three years (1977-79) as the offensive line coach at Muskingum College in New Concord, Ohio. While at Southern Illinois, McMichael helped lead the Salukis to a 10-1 record and the 1983 Division I-AA Championship.

Perfect at Home

► The Mountaineers tallied a 7-0 home slate for the 2009 season. That marked the first undefeated home record since the 1993 season and the 11th time overall when WVU had at least five home contests. West Virginia posted perfect slates in 1988, 1983, 1969, 1962, 1948, 1925, 1924, 1922, 1919 and 1905. The Mountaineers had undefeated home records but had ties in 1985 and 1957.

Against Ranked Teams

► Beginning with a 27-0 loss to Fordham on Oct. 18, 1941, West Virginia has played 131 games against nationally ranked teams. Of those, 37 have been Mountaineer victories. Since 2001, WVU has posted 13 victories over ranked teams.

True Freshmen Players

► Six true freshmen have seen action this season for the Mountaineers. Those players include Barry Brunetti (QB), Ivan McCartney (WR), Travis Bell (DB), Trey Johnson (RB), Mike Dorsey (DB) and Doug Rigg (LB).

First-Time Players

► There have been 23 Mountaineers who have seen action for the first time this season, including Tyler Anderson (LB), Stedman Bailey (WR), Travis Bell (DB), Cole Bowers (OL), Brantwon Bowser (DB), Barry Brunetti (QB), Branko Busick (LB), Will Clarke (DE), Darwin Cook (DB), Mike Dorsey (DB), Pat Eger (OL), Daquan Hargrett (RB), John Howard (K), C.J. Huffman (DL), Bruce Irvin (DE), Brodrick Jenkins (DB), Trey Johnson (RB), Ivan McCartney (WR), Gregg Pugnetti (P), Doug Rigg (LB), Corey Smith (P/K), Chris Snook (FB) and Casey Vance (LB).

On Network Television

► The ESPN telecast of the WVU-USF game on Oct. 14 marks the 163rd network television game for West Virginia. All-time, WVU is 81-80-1 in nationally televised games.

Most Total Wins Over The Last Eight Years (2003-10)

Rk.	School	Wins
1.	Boise State	87
2.	USC	84
3.	Texas	80
	Ohio State	80
5.	Oklahoma	79
	LSU	79
7.	Florida	76
8.	TCU	75
9.	Utah	74
	Virginia Tech	74
11.	West Virginia	71
	Georgia	71
13.	Wisconsin	69
	Auburn	69
15.	Boston College	66
	Texas Tech	66

Best Winning Percentage Away From Home (Road or Neutral) Over The Last Eight Years (2003-10)

Rk.	School	W-L	Winning %
1.	USC	44-9	.830
2.	Texas	41-9	.820
3.	Boise State	39-10	.796
4.	LSU	34-11	.756
5.	Ohio State	30-11	.732
6.	TCU	35-14	.714
7.	Georgia	34-15	.694
8.	Florida	33-15	.688
9.	West Virginia	29-16	.645
10.	Auburn	25-14	.641
11.	Virginia Tech	31-18	.633
12.	Navy	34-21	.618
13.	Boston College	28-17	.622
	Oklahoma	28-17	.622
15.	Florida State	29-20	.592

Best Home Winning Percentage Over The Last Eight Years (2003-10)

Rk.	School	W-L	Winning %
1.	Boise State	47-1	.979
2.	Oklahoma	46-2	.958
3.	TCU	41-4	.911
4.	USC	40-4	.909
5.	Ohio State	49-5	.907
6.	Texas	41-5	.891
7.	Troy	31-4	.886
8.	Wisconsin	44-7	.863
9.	Florida	43-7	.860
10.	West Virginia	41-7	.854
	Virginia Tech	41-7	.854
12.	LSU	46-8	.852
13.	Texas Tech	40-7	.851
14.	Iowa	38-7	.844
15.	California	37-8	.822
16.	Louisville	36-8	.818
17.	Georgia	33-8	.805



WVU vs. 2010 Slate

► West Virginia owns a 163-125-8 record against its 2010 opponents. The Mountaineers have winning records over Coastal Carolina, Cincinnati, Connecticut, Louisville, Marshall, Maryland, Rutgers and UNLV. LSU, Pitt, Syracuse and USF have the upper hand in their series with WVU.

2010 Opponent	Series Record
Cincinnati.....	14-3-1
Coastal Carolina.....	1-0
Connecticut.....	6-0
Louisville.....	9-2
LSU.....	0-1
Marshall.....	10-0
Maryland.....	24-21-2
Rutgers.....	31-4-2
Pitt.....	38-61-3
Syracuse.....	27-30
UNLV.....	1-0
USF.....	2-3

Over 200 yards passing the last nine years . . .

334	East Carolina (2009)	35-20/W
332	North Carolina (2008)	31-30/W
316	Marshall (2010)	24-21/W OT
302	Auburn (2009)	30-41/L
286	Kent State (2001)	34-14/W
279	at Maryland (2001)	20-32/L
271	at Syracuse (2003)	34-23/W
268	Maryland (2010)	31-17/W
258	at Syracuse (2009)	34-13/W
249	at USF (2007)	13-21/L
244	Rutgers (2006)	41-39/W 3 OT
243	Liberty (2009)	33-20/W
240	at Boston College (2001)	10-34/L
235	at Syracuse (2007)	55-14/W
228	Tenn.-Chattanooga (2002)	56-7/W
226	UNLV (2010)	49-10/W
226	Western Michigan (2007)	62-24/W
225	at UCF (2004)	45-20/W
224	Boston College (2004)	17-36/L
222	at Louisville (2006)	34-44/L
219	Cincinnati (2008)	23-36/L OT
216	Coastal Carolina (2010)	31-0/W
216	at East Carolina (2006)	27-10/W
216	Pitt (2003)	52-31/W
215	vs. Virginia (2002)	22-48/L
205	Villanova (2008)	48-21/W
205	at USF (2009)	30-19/L
204	at Pitt (2006)	45-27/W
202	East Carolina (2007)	48-7/W
200	at Miami (2003)	20-22/L

When WVU has passed for 200 or more yards over the past nine years, its record is 20-10.



NFL Mountaineers

► There are 10 former Mountaineers on NFL rosters, playing for nine different teams.



Marc Bulger	Baltimore Ravens
Corey McIntyre	Buffalo Bills
Adam Jones	Cincinnati Bengals
Steve Slaton	Houston Texans
Pat McAfee	Indianapolis Colts
Alic Arnett	Indianapolis Colts
Darius Reynaud	New York Giants
Owen Schmitt	Philadelphia Eagles
Ryan Mundy	Pittsburgh Steelers
Selvis Capers	Washington Redskins

Troopers Assigned

► Two West Virginia State Police troopers were assigned to the Mountaineer football detail for the 2010 season. They were Trooper Glenn Doyle of the Bridgeport detachment and Trooper Tim Helmick of the Shinnston detachment. This marks the 18th year of troopers' assignments to Mountaineer football.

West Virginia Football in the Decade (2000-2009)

- 88-39 overall record with just one losing season during the decade
- A streak of eight consecutive bowl appearances
- A streak of four consecutive bowl victories, including the first two BCS bowl wins in school history
- Triumphs over Ole Miss, Georgia, Oklahoma, Georgia Tech and North Carolina in bowl games
- A first- or second-place finish in the BIG EAST Conference each of the last eight years
- A 47-22 record in BIG EAST play with a total of 86 all-conference performers
- A 51-13 record since 2005
- A 62-2 record when West Virginia scores more than 30 points in a game
- 12th in total wins (67) over the last seven years
- Ninth-best road record (28-15) over the last eight years
- One of only seven schools with nine or more wins in a season for five-straight years
- One of just nine schools that have had at least eight wins for eight-straight years
- A streak of five consecutive AP Top 25 finishes
- 73 weeks in the AP poll, including 35 weeks in the Top 10
- The school's first-ever No. 1 ranking in the Coaches' Poll
- 13 victories over nationally ranked teams
- Top 15 ranking in rushing offense for seven-consecutive years from 2002-2008
- 75 network television appearances
- A Rimington Award winner and two Heisman Trophy finalists
- Three consensus All-Americans
- 76 wins since 2002
- Eclipsed the 10 million mark in total attendance at Milan Puskar Stadium on Oct. 24, 2009

Rushing For 300

► When WVU rolls up 300 or more yards rushing in a contest like it has in the last nine years, good things happen for the Mountaineers. As proof, WVU is 30-3 since 2001 when reaching the 300-yard rushing mark, including 11 victories in the last 12 times when topping the plateau.

WVU has also rushed for 300 or more yards 33 times since 2001.

2008	Rush Yds	Result	2005	Rush Yds	Result
at Louisville	376	35-21/W	vs. Georgia	382	38-35/W
at Colorado	311	17-14/L OT	at USF	305	28-13/W
Marshall	319	27-3/W	Pitt	451	45-13/W
			at Maryland	301	31-19/W
			Wofford	339	35-7/W
2007			2004		
vs. Oklahoma	349	48-28/W	at Connecticut	339	31-19/W
Connecticut	517	66-21/W	East Carolina	492	56-23/W
East Carolina	397	48-7/W			
at Maryland	353	31-14/W	2003		
at Marshall	362	48-23/W	Pitt	307	52-31/W
Western Michigan	316	62-24/W	UCF	303	36-18/W
			at East Carolina	361	48-7/W
2006			2002		
vs. Georgia Tech	311	38-35/W	Miami	363	40-23/L
at Pitt	437	25-27/W	East Carolina	536	37-17/W
Cincinnati	313	42-24/W	at Cincinnati	334	35-32/W
at Louisville	318	34-44/L	UT-Chattanooga	332	56-7/W
Syracuse	457	41-17/W			
at Miss. State	314	42-14/W	2001		
Maryland	340	45-24/W	Rutgers	446	80-7/W
E. Washington	394	52-3/W			
Marshall	312	42-10/W			

30 Is Enough

► Dating back to 1980, the Mountaineers hold a 147-8-1 record when scoring 30 or more points in a game. During the 1990s, the Mountaineers were 42-4 when scoring 30 or more points in a contest and were 40-2-1 in the '80s when reaching that mark. WVU is 65-2 since 2000 when scoring 30 points or more in a contest.

Double-Digit Wins

► In WVU's nine victories in 2009, five came by a double-digit margin. In its nine wins, WVU held a 10.5 point margin of victory, and outscored its opponents by an average of 26.6 to 20.8.

Scoring in the Classroom

► The Mountaineers have had equal success on the field and in the classroom in recent years, as 41-of-43 student-athletes, including a perfect 23-of-23 in 2009-10, have graduated from WVU under coach Bill Stewart.

The Numbers From Two, Three, Four, Five, Six, Seven

► The West Virginia Mountaineers have been one of the best teams in college football in the last seven years.

West Virginia's two-year record (2008-09) of 18-8 is tied for 21st-best in college football. West Virginia's three-year record (2007-09) of 29-10 is 15th-best in college football. West Virginia's four-year record (2006-09) of 40-12 is 11th-best in college football behind only Boise State (49-4), Florida (48-7), Texas (45-8), Ohio State (44-8), BYU (43-9), USC (43-9), TCU (42-10), Oklahoma (42-13), Cincinnati (41-12) and Virginia Tech (41-13).

West Virginia's five-year record (2005-09) of 51-13 is the eighth-best in college football behind only Texas (58-8), Boise State (58-8), Florida (57-10), USC (55-10), Ohio State (54-10), TCU (53-11) and Virginia Tech (52-15).

West Virginia's six-year record (2004-09) of 59-17 is ninth-best in college football behind Texas (69-9), Boise State (69-9), USC (68-10), Florida (64-15), Ohio State (62-14), Oklahoma (62-18), Virginia Tech (62-18) and LSU (60-18). And finally, West Virginia has 66 wins over the last seven years (2003-09), which is good enough for 12th-place in college football.

Luck is with the Mountaineers

► Former West Virginia University and NFL quarterback and Academic All-American Oliver Luck was named WVU's director of intercollegiate athletics on June 10. The two-time Academic All-American is a member of the Academic All-American Hall of Fame and was a Rhodes Scholar finalist. He was also a National Football Foundation Scholar-Athlete, graduating from WVU magna cum laude in 1982.

Luck played quarterback for the Mountaineers from 1978-81, setting school records for touchdown passes and completions, and leading the team to a Peach Bowl victory over Florida as a senior. He ended his career as a three-year starter with school records of 43 career touchdown passes and 466 completions out of 911 passing attempts. His 5,765 career passing yards ranks him fourth on the school's all-time passing list. He was inducted into the WVU Sports Hall of Fame in 1997.

Average Per Down Breakdown

► Here's a breakdown of how the 2010 West Virginia offense operates on first, second, third and fourth down.

On first down, the Mountaineers have run a total of 154 plays and have gained 971 yards for a 6.3 average. On second down, the Mountaineers have run 112 plays for 528 yards and a 4.7 average. On third down, the Mountaineers have run 79 plays for 439 yards and a 5.6 average gain. West Virginia has tried seven fourth-down plays in 2010, gaining 22 yards for a 3.1 average.

WVU's touchdowns have come six times on first down (three rushing and three passing), four times on second down (two rushing and two passing), eight times on third down (two rushing, six passing) and one time on fourth down (0 rushing, one passing).

Offensive Analysis

► Breaking down the West Virginia offensive numbers for the 2010 season, the Mountaineers have run a total of 352 plays, 196 coming on the ground and 156 through the air. The rushing game has totaled 815 yards, an average of 4.2 yards per carry and seven touchdowns. The passing attack has totaled 1,145 yards, 12 touchdowns and an average of 11.3 yards per completion.

Combine the two and the Mountaineers have turned in 1,960 yards of total offense, and 19 offensive touchdowns for an average of 5.6 yards per play, and an average of 29.8 points per game.

Deeper analysis shows that the Mountaineer offense gained 42 first downs by the run and 47 via the pass. On average, West Virginia has totaled 163.0 yards per game on the ground, 229.0 per game passing and 392.0 yards of total offense.

Tale of the Tape

Offense	WVU	USF
Points.....	149.....	137
Average.....	29.8.....	27.4
First Downs.....	100.....	94
Total Offense.....	1,960.....	1,686
Average.....	392.0.....	337.2
Net Rushing.....	815.....	881
Average.....	163.0.....	176.2
Net Passing.....	1,145.....	805
Average.....	229.0.....	161.0
Pass Attempts.....	156.....	113
Complete.....	101.....	60
Interceptions.....	3.....	7
Fumbles/Lost.....	11/7.....	8/3
3rd Down.....	34/77.....	16/53
FG/Att.....	5/8.....	4/9
Avg. TOP.....	30:36.....	27:51
Penalties.....	31/263.....	31/218
Average.....	52.6.....	43.6

Defense	WVU	USF
Points.....	68.....	80
Average.....	13.6.....	16.0
First Downs.....	61.....	83
Total Defense.....	1,273.....	1,505
Average.....	254.6.....	301.0
Net Rushing.....	434.....	730
Average.....	86.8.....	146.0
Net Passing.....	839.....	775
Average.....	167.8.....	155.0
Pass Attempts.....	135.....	137
Complete.....	78.....	76
Interceptions.....	5.....	7
Avg. per return.....	16.0.....	7.7
Fumble/Rec.....	8/3.....	5/2
3rd Down.....	18/71.....	22/68
Sacks/Yds.....	13/94.....	14/125

2010 National Rankings ...

	WVU	USF
Scoring Offense	51	65
Rushing Offense	54	43
Scoring Defense	7	19
Rushing Defense	9	54
Passing Offense	55	103
Total Offense	55	86
Passes Had Intercepted	T15	T91
Pass Defense	19	12
Total Defense	7	18
Kickoff Returns	105	64
Punt Returns	23	10
Punting	43	20
Passing Efficiency	32	96
Turnover Margin	T80	71
Interceptions	T58	T26
Pass Eff. Defense	41	18
Third Down Conv.	35	112
Opponent Third Down	4	21
Fourth Down Conv.	T20	T81
Opponent Fourth Down	T33	T87
Sacks By	T27	19
Sacks Against	T33	T75
Tackles for Loss	44	78
Tackles for Loss Allowed	T78	T31
Penalties	T55	T55
Possession Time	47	101
Punt Return Defense	T84	47
Kickoff Return Defense	14	43
Turnovers Gained	T77	T64
Fumbles Gained	T73	T97
Red Zone Offense	T78	T104
Red Zone Defense	T32	14

Breast Cancer Awareness

► In recognition of Breast Cancer Awareness month, the West Virginia football team will wear the pink ribbon logo on the back of its helmets for the entire month of October. The Mountaineer football team joins the entire WVU campus in an effort to raise awareness for breast cancer.

Total Offense

► West Virginia finished with at least 400 yards of total offense in four of the five games during the 2010 season.

The Mountaineers tallied 469 yards against Maryland and at Marshall, 445 against UNLV and 400 yards against Coastal Carolina. The season-opening offensive production marked the first time in 10 games that WVU finished with at least 400 yards of total offense.

WVU earned 177 yards of total offense at LSU.

The Mountaineers are third in the BIG EAST in total offense with a 392.0 yards-per-game average.

The team also ranks third in pass offense (229.8 avg./game), pass efficiency (147.9), scoring offense (29.8) and sixth in rushing offense (163.0 avg./game).

Nationally, WVU is 32nd in passing efficiency and 55th in passing offense.

2010 BIG EAST Rankings ...

	WVU	USF
Scoring Offense	3	6
Rushing Offense	6	4
Scoring Defense	1	4
Rushing Defense	2	6
Passing Offense	3	8
Total Offense	3	7
Passes Had Intercepted	4	8
Pass Defense	3	1
Total Defense	1	4
Kickoff Returns	5	8
Punt Returns	3	1
Punting	6	2
Passing Efficiency	3	7
Turnover Margin	T5	4
Interceptions	3	2
Pass Eff. Defense	4	2
Third Down Conv.	1	6
Opponent Third Down	2	4
Fourth Down Conv.	1	T6
Opponent Fourth Down	4	T6
Sacks By	T4	3
Sacks Against	T2	6
Tackles for Loss	3	7
Tackles for Loss Allowed	5	T2
Penalties	3	2
Possession Time	4	6
Punt Return Defense	7	6
Kickoff Return Defense	1	3
Turnovers Gained	4	3
Fumbles Gained	7	8
Red Zone Offense	3	T7
Red Zone Defense	3	1



The Red Zone Report

► West Virginia has scored 20-of-25 times (80.0 percent) when inside its opponent's red zone, scoring 31 points against Coastal Carolina and Maryland, 24 at Marshall, 21 against UNLV and 14 at LSU.

The scoring consists of five rushing touchdowns and 10 passing touchdowns for a total of 15 touchdowns and five field goals. The four failed red zone attempts were two fumbles, one each against Coastal Carolina and Maryland, a loss of downs at Marshall, a missed field goal at LSU and a half ended against UNLV.

Defensively, WVU's opponents are scoring on 75.0 percent (6/8) of their red zone chances. Coastal Carolina never reached the red zone in the game. Marshall scored 2-of-3 times in the red zone, scoring 14 points, Maryland kicked a field goal, LSU scored 10 points, a touchdown and a field goal and UNLV scored a touchdown. The two missed red zone chances by WVU's opponents were a Marshall fumble, and LSU took a knee inside the red zone at the end of the game.

Mountaineer First Downs

► West Virginia has collected 100 first downs this season, averaging 20.0 per game. The Mountaineers have 42 rushing first downs, 47 by the pass and 11 by penalty.

WVU is currently third in the BIG EAST for the most first downs this season, behind Cincinnati (21.2) and Louisville (21.2).

The Mountaineers accumulated 18 first downs against Coastal Carolina, a season-high 28 against Marshall, 24 against Maryland, 14 at LSU and 16 against UNLV. The 28 first downs against Marshall were the most since WVU finished with 30 against East Carolina in 2007.

Third Down Conversions

► West Virginia has converted 44.2 percent of its third-down attempts this season, hitting for 52.9 percent against Coastal Carolina, 44.4 at Marshall, 61.1 percent against Maryland, 15.4 percent at LSU and 36.4 against UNLV.

The Mountaineers have connected for 42.9 percent (6/14) in the first quarter, 43.5 percent (10/23) in the second quarter, 52.9 percent (9/17) in the third quarter, 38.1 percent (8/21) in the fourth quarter and 50.0 percent (1/2) in the overtime period. The WVU third-down offense is currently ranked No. 35 nationally.

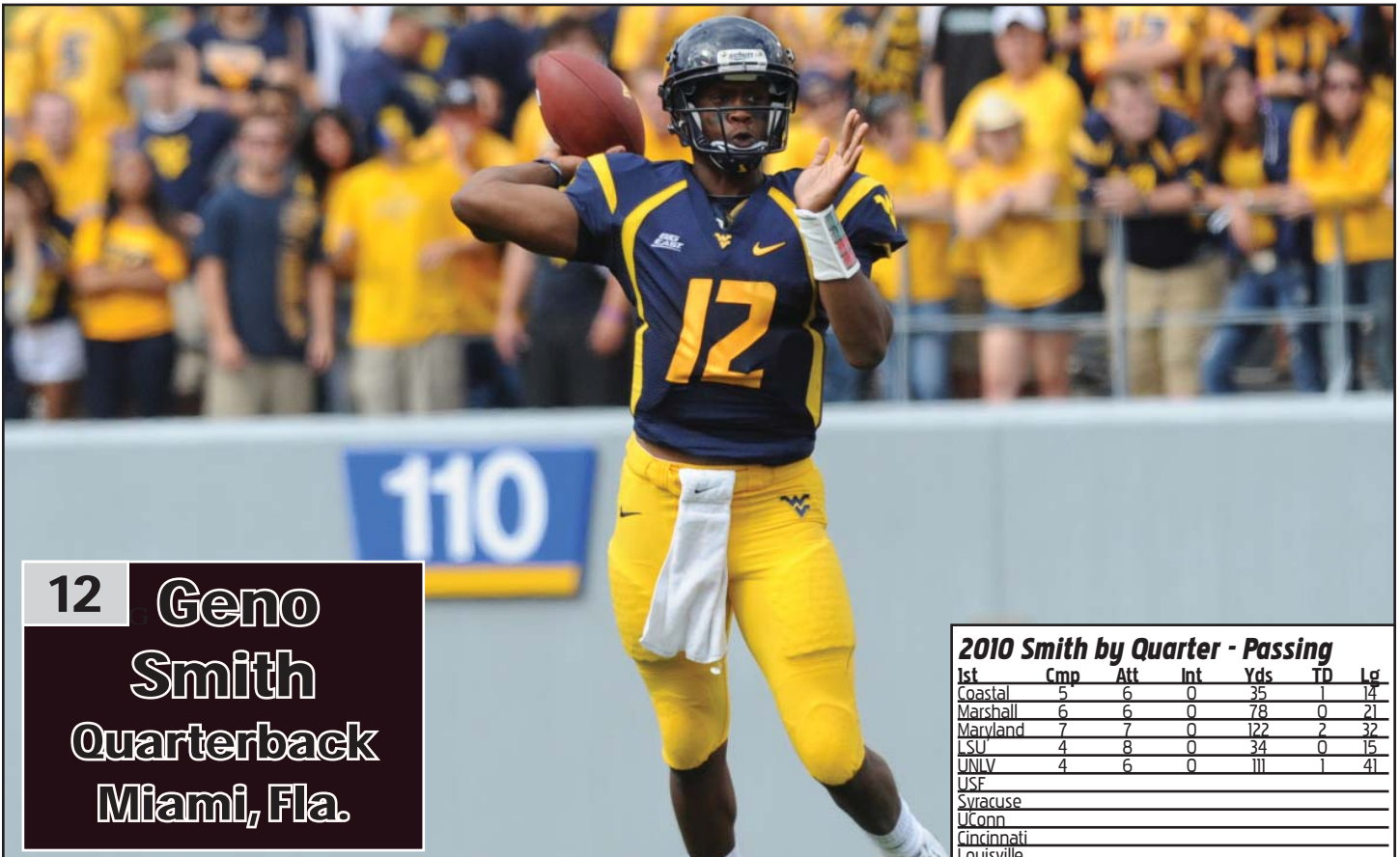
Defensively, WVU is holding its opponents to 25.4 percent (18/71) on third-down conversions. Coastal Carolina was held to 14.3 percent (2/14), Marshall to 44.4 percent (8/18), Maryland to 15.4 percent (2/13), LSU to 23.1 percent (3/13) and UNLV to 35.3 percent (6/17).

The WVU third-down defense is currently ranked No. 4 in the nation.

By quarters, the opponents are hitting 23.1 percent in the first quarter (3/13), 22.2 percent (4/18) in the second quarter, 33.3 percent (8/24) in the third quarter and 20.0 (3/15) in the fourth quarter. Opponents are connecting on 22.6 (7/31) in the first half, 28.2 percent (11/39) in the second half and 00.0 (0/1) in overtime.

Runners a Plenty

► Eleven Mountaineers ran the ball against UNLV, finishing with 33 carries for 219 yards and scoring four touchdowns. Noel Devine led all ball carriers with 84 yards on three carries, an average of 28.0 yards per carry and two touchdowns, while backup running backs Shawne Alston and Trey Johnson led with six carries each. Devine, Alston, Geno Smith, Johnson, Tavon Austin, Matt Lindamood, Daquan Hargrett, Jock Sanders, Ryan Clarke, Barry Brunetti and Ivan McCarthy each had at least one carry.



12 **Geno Smith**
Quarterback
Miami, Fla.

Sophomore Slinger Leads the Offense

► Having thrown for at least 200 yards in four of the five games this year, sophomore quarterback Geno Smith has proven that he is the man to lead the Mountaineer offense.

Smith made quick work of UNLV, accounting for three scores and going 12-of-16 for 220 yards in just over two quarters of action. Included in his day was a 48-yard touchdown connection with Brad Starks, Smith's longest throw of the season.

He is now 4-1 as the Mountaineer starter. After five games, Smith ranks second in the BIG EAST Conference in passing efficiency (156.4), and third in yards per game (227.8 avg.) and total offense (236.2 yards/game). Those rankings are 20th, 42nd and 48th nationally.

He stood tall for WVU in its 20-14 loss at LSU, as he went 14-29-1 for 119 yards and two touchdowns.

Connecting on his first 10 passes and throwing for three touchdowns in the game's first 18 minutes, Smith piloted the Mountaineers' 31-17 victory over Maryland. He finished the game 19-of-29 for 268 yards and four touchdowns. He was the first quarterback to throw four touchdowns in one game since Jarrett Brown achieved the feat against East Carolina on Sept. 12, 2009.

With just over eight minutes remaining in regulation, and the Mountaineers down 21-6, Smith engineered a late fourth-quarter WVU victory at Marshall, marching the offense down the field twice, capping off drives of 96 and 98 yards with touchdowns, to force overtime and the eventual Mountaineer win. Smith finished the game 32-of-45 for 316 yards and a touchdown.

Smith earned his first start in a Mountaineer uniform in WVU's 31-0 season-opening victory and went 20-for-27 for 216 yards, with two touchdowns and one interception. His passing yardage was the second-best for a Mountaineer quarterback in his debut as a starter in the last 13 years. Jarrett Brown threw for 244 yards against Rutgers in 2006.

Spreading the Wealth

► West Virginia has done a solid job of spreading the wealth in the passing game as 13 different receivers have at least one catch this year, and six of those receivers have scored a touchdown.

Tavon Austin, Jock Sanders, Noel Devine and Stedman Bailey each have double-figure receptions with 27, 26, 16 and 11, respectively. Will Johnson has five, while J.D. Woods and Brad Starks each have four.

First-Time Starters

► Seven Mountaineers received the first start of their career this season, including Stedman Bailey (WR), Jeff Braun (OL), Terence Garvin (DB), Pat Miller (DB), Geno Smith (QB), J.D. Woods (WR) and Jorge Wright (DL).

2010 Smith by Quarter - Passing

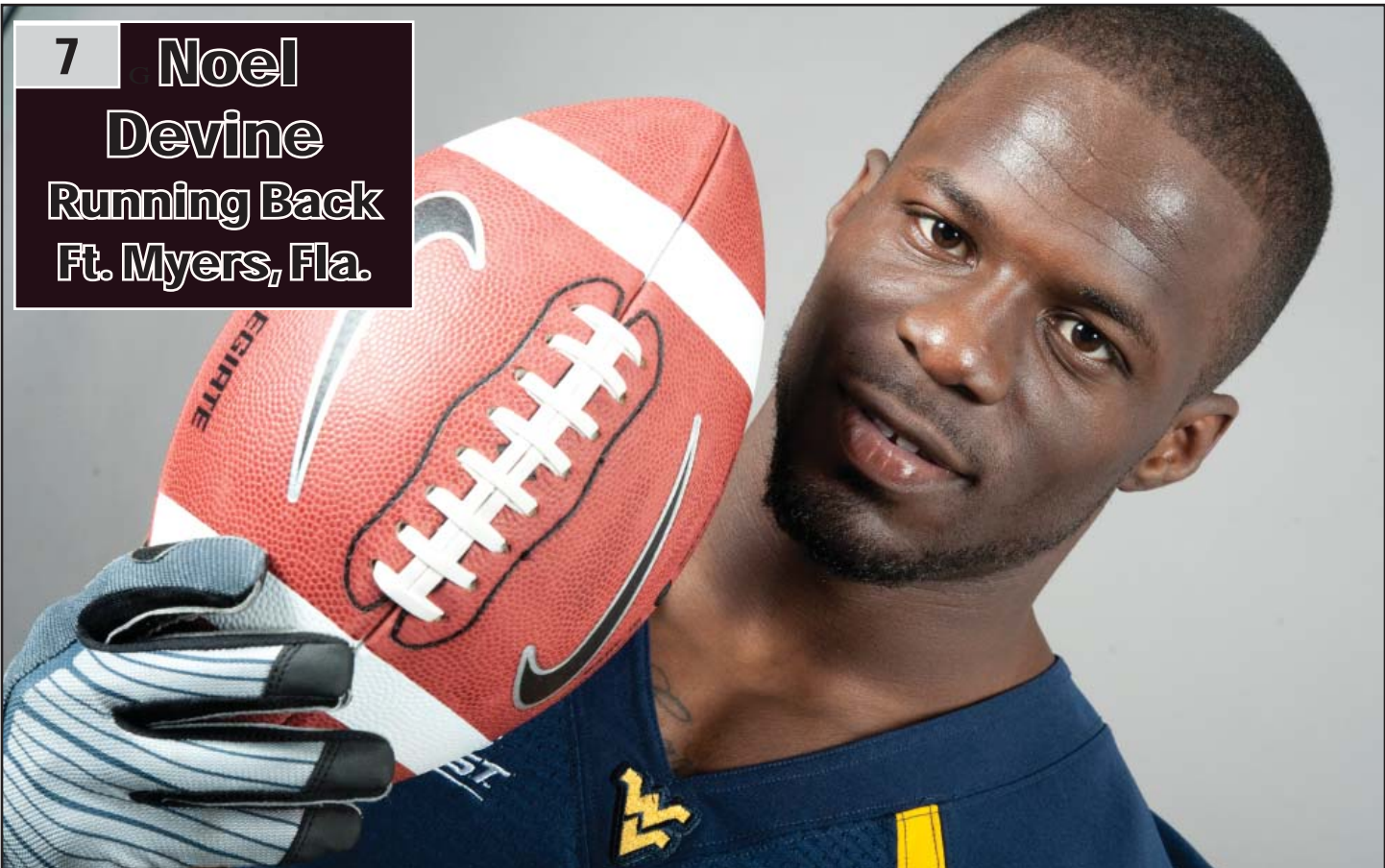
1st	Cmp	Att	Int	Yds	TD	Lg
Coastal	5	6	0	35	1	14
Marshall	6	6	0	78	0	21
Maryland	7	7	0	122	2	32
LSU	4	8	0	34	0	15
UNLV	4	6	0	111	1	41
USF						
Syracuse						
UConn						
Cincinnati						
Louisville						
Pitt						
Rutgers						
Totals	26	33	0	380	4	41

2nd	Cmp	Att	Int	Yds	TD	Lg
Coastal	8	11	1	94	0	30
Marshall	5	8	0	37	0	12
Maryland	7	11	0	104	1	27
LSU	5	10	1	40	1	19
UNLV	5	7	0	84	1	48
USF						
Syracuse						
UConn						
Cincinnati						
Louisville						
Pitt						
Rutgers						
Totals	30	47	2	359	3	48

3rd	Cmp	Att	Int	Yds	TD	Lg
Coastal	7	10	0	87	1	33
Marshall	4	9	0	33	0	20
Maryland	2	8	0	18	1	13
LSU	2	4	0	30	1	17
UNLV	3	3	0	25	1	18
USF						
Syracuse						
UConn						
Cincinnati						
Louisville						
Pitt						
Rutgers						
Totals	18	34	0	193	4	33

4th	Cmp	Att	Int	Yds	TD	Lg
Coastal	DNP	--	--	--	--	--
Marshall	15	19	1	146	1	30
Maryland	3	3	0	24	0	14
LSU	3	7	0	15	0	10
UNLV	DNP	--	--	--	--	--
USF						
Syracuse						
UConn						
Cincinnati						
Louisville						
Pitt						
Rutgers						
Totals	21	29	1	185	1	3

OT	Cmp	Att	Int	Yds	TD	Lg
Marshall	2	3	0	22	0	13



7 Noel Devine
Running Back
Ft. Myers, Fla.

Noel Nuggets

- ▶ Collected 1,465 yards in 2009, his second 1,000-yard rushing season
- ▶ Rushed for 1,289 yards in 2008 as a sophomore, his first 1,000-yard season
- ▶ Averaging 6.32 yards per carry during career
- ▶ Tallied 3,856 rushing yards in 43 games, No. 5 in school history
- ▶ Tallied 5,111 all-purpose yards in career, No. 2 in school history
- ▶ Averages 118.9 all-purpose yards per game in career
- ▶ WVU is 18-9 with Devine as a starting running back
- ▶ Eighteen career 100-yard rushing efforts; two 200-yard efforts
- ▶ WVU is 15-3 when he rushes for 100 yards or more
- ▶ Four consecutive games with 100 or more yards (2010 Gator Bowl - Maryland, 9/18/10)
- ▶ Has scored at least one rushing touchdown in 14 of last 19 contests
- ▶ Longest non-touchdown run in school history (79 at Louisville/2008)
- ▶ Second-longest touchdown run in school history (92 vs. Syracuse/2008)
- ▶ Twelve career runs of 50 yards or more
- ▶ Twenty-seven runs of 30 yards or more
- ▶ Thirty-four runs of 25 yards or more
- ▶ No. 6 in BIG EAST career rushing yardage
- ▶ Tied for No. 6 in BIG EAST for 100-yard games (17)
- ▶ Second and seventh longest rushing plays in BIG EAST history

Among NCAA Active Career Leaders

- ▶ No. 1 in career rushing with 3,772 yards
- ▶ No. 4 in career all-purpose running yards at 5,111
- ▶ No. 4 in career rushing yards per carry (6.32)
- ▶ No. 7 in career all-purpose yards per play (7.1)
- ▶ No. 11 in career rushing yards per game (89.7)
- ▶ No. 15 in career rushing touchdowns (27)

Devine's Rushing/Receiving Statistics

Year	Games	Att.	Yards	Avg.	TD	Long	Catches	Yards	Avg.	TD	Long
2010	5	90	475	5.3	4	50	16	114	7.1	0	15
2009	13	241	1,465	6.1	13	88	22	177	8.3	1	20
2008	13	206	1,289	6.3	4	92	35	185	5.3	0	17
2007	12	73	627	8.6	6	76	7	90	12.9	0	34
Totals	43	610	3,856	6.3	27	92	80	566	7.1	1	34

Noel Devine's 2010 Season Rushing

Opponent	No.	Yds	Avg.	TD	Lg
CCU	23	111	4.8	1	39
MU	23	112	4.9	1	17
MD	27	131	4.9	0	50
LSU	14	37	2.6	0	12
UNLV	3	84	28.0	2	48
USF					
SU					
UCONN					
UC					
UL					
Pitt					
RU					
Totals	90	475	5.3	4	50

Noel Devine's 2010 Season Receiving

Opponent	No.	Yds	Avg.	TD	Lg
CCU	2	18	9.0	0	10
MU	10	62	6.2	0	12
MD	1	9	9.0	0	9
LSU	2	17	8.5	0	15
UNLV	1	8	8.0	0	8
USF					
SU					
UCONN					
UC					
UL					
Pitt					
RU					
Totals	16	114	7.1	0	15

Devine's 100-Yard Rushing Games

220	Colorado	(2009)
207	Auburn	(2008)
188	Syracuse	(2008)
178	UConn	(2009)
168	vs. Florida State	(2010)
154	Louisville	(2008)
136	at Maryland	(2007)
134	Pitt	(2009)
133	at Colorado	(2008)
131	Maryland	(2010)
129	at Auburn	(2009)
125	Marshall	(2008)
118	UConn	(2007)
112	Marshall	(2010)
112	Liberty	(2009)
111	Coastal Carolina	(2010)
108	Oklahoma	(2007)
103	Marshall	(2009)

Noel Devine's 2009 Season Rushing

Opponent	No.	Yds	Avg.	TD	Lg
LU	17	112	6.6	1	24
ECU	19	80	4.2	1	22
AU	15	128	8.5	3	71
CU	22	220	10.0	1	77
SU	22	91	4.1	1	15
MU	19	103	5.4	2	30
UCONN	23	178	7.7	1	62
USF	17	42	2.5	0	25
UL	13	56	4.3	0	24
UC	25	88	3.5	0	11
Pitt	17	134	7.9	1	88
RU	16	65	4.1	1	32
FSU	16	168	10.5	1	70
Totals	241	1,465	6.1	13	88

Noel Devine's 2009 Season Receiving

Opponent	No.	Yds	Avg.	TD	Lg
LU	3	9	3.0	0	6
ECU	3	18	6.0	0	13
AU	2	26	13.0	0	17
CU	1	7	7.0	0	7
SU	2	12	6.0	1	11
MU	1	20	20.0	0	20
UCONN	1	13	13.0	0	13
USF	4	33	8.3	0	14
UL	1	0	0.0	0	0
UC	1	9	9.0	0	9
Pitt	1	2	2.0	0	2
RU	0	0	0.0	0	0
FSU	2	28	14.0	0	15
Totals	22	177	8.0	1	20

Noel Devine's 2008 Season Rushing

Opponent	No.	Yds	Avg.	TD	Lg
VU	9	47	5.2	0	24
ECU	12	94	7.8	0	34
CU	26	133	5.1	0	19
MU	14	125	8.9	1	36
RU	19	55	2.9	0	9
SU	18	188	10.4	1	92
AU	17	207	12.2	1	36
UCONN	17	60	3.5	0	22
UC	19	58	3.1	0	9
UL	13	154	11.8	0	79
Pitt	12	17	1.4	0	9
USF	17	90	5.3	0	14
UNC	13	61	4.7	1	18
Totals	206	1,289	6.3	4	92

Noel Devine's 2008 Season Receiving

Opponent	No.	Yds	Avg.	TD	Lg
VU	6	37	6.2	0	17
ECU	3	9	3.0	0	9
CU	3	11	3.7	0	4
MU	1	0	0	0	0
RU	1	9	9.0	0	9
SU	6	6	1.0	0	5
AU	1	13	13.0	0	13
UCONN	1	11	11.0	0	11
UC	6	48	8.0	0	9
UL	0	0	0.0	0	0
Pitt	3	6	2.0	0	7
USF	3	21	7.0	0	9
UNC	1	14	14.0	0	14
Totals	35	185	5.3	0	17



Noel's Running is Devine

► After having an outstanding junior year, running back Noel Devine decided to return for his senior season instead of entering the NFL Draft. His outstanding speed and ability make him a candidate for the top award in the land, the Heisman Trophy.

Nursing a bone bruise in his toe, Devine made the most of his three carries against UNLV, rushing for a game-best 84 yards and two touchdowns, including a season-long score of 48 yards. With 3,856 career rushing yards, Devine ranks fifth in team history.

Through five games this season, Devine ranks fifth in the BIG EAST, and 32nd in the nation, in rushing (95.0 yards-per-game).

Reminiscent of his first career game against Maryland, Devine had an efficient day in WVU's victory over the Terrapins, gaining 131 yards on a career-high 27 rushing attempts; the effort was Devine's fourth straight 100-yard rushing game. With 18 career 100-yard rushing games, he sits in a tie with Pat White for the fourth-best career total in WVU history, and is tied with White and Boston College's Derrick Knight for sixth place on the BIG EAST's all-time list.

Devine opened his final season with almost identical stat lines in the Mountaineers' first two wins. He registered a 112-yard rushing performance on 23 carries at Marshall, and an 111-yard rushing performance on 23 carries against Coastal Carolina.

Devine also tallied a four-yard touchdown in the fourth quarter of each of the season's first two games. He owns 27 career rushing touchdowns, the sixth-best Mountaineer total.

All-Around Spectacular

► Noel Devine can be counted on for more than just rushing yards. Proving himself to be just as big of a threat with his hands as he is with his feet, Devine is collecting the receiving yards at the onset of the 2010 season.

At Marshall, he finished with a game-best 10 receptions, a career-high mark, for 62 yards. Though he only has six catches combined in the season's four additional games, he was able to collect a season-long reception of 15 yards at LSU.

With 16 receptions on the season, Devine's career total stands at 80, the best mark for a running back in WVU history. Additionally, his career 566 receiving yards rank fourth in program history.

Also back deep once again to return kicks for the Mountaineers, Devine opened the 2010 season with 15 yards returning kicks against Coastal Carolina. In total, Devine has racked up 604 all-purpose yards through five games this season. He tallied a season-best 174 yards at Marshall. With a 120.8 all-purpose yards/game average, he ranks sixth in the BIG EAST Conference and 58th in the nation.

Through 43 career games, Devine has collected 5,111 all-purpose yards, the second-best WVU mark. He passed Steve Slaton (4,775) on the all-time chart with his performance in Huntington, and needs 513 yards to take the program's top spot from Avon Cobourne (5,623 yards, 1999-02).

Devine in the Record Books

► With his 84 rushing yards against UNLV, Noel Devine currently sits at No. 5 on the all-time WVU career rushing list. He needs 68 yards to pass Steve Slaton (2005-07) for the No. 4 position.

1.	5,164	Avon Cobourne	1999-2002
2.	4,480	Pat White	2005-08
3.	4,086	Amos Zereoue	1996-98
4.	3,923	Steve Slaton	2005-07
5.	3,856	Noel Devine	2007-10

Devine's Long Runs

92/TD	Syracuse (2008)
88/TD	Pitt (2009)
79	Louisville (2008)
77/TD	Colorado (2009)
76	Maryland (2007)
71/TD	Auburn (2009)
70	Florida State (2009)
65/TD	Oklahoma (2007)
62	UConn (2009)
56/TD	UConn (2009)
56	Colorado (2009)
50	Maryland (2010)
48/TD	UNLV (2010)
39	Coastal Carolina (2010)
37	USF (2007)
36	Auburn (2008)
36	Marshall (2008)
36	UConn (2007)
35	Auburn (2008)
34	East Carolina (2008)
34	Florida State (2009)
32	Rutgers (2009)
31	East Carolina (2009)
31	Maryland (2007)
31	UConn (2007)
30/TD	Auburn (2008)
30	Marshall (2009)
29	East Carolina (2008)
29	Auburn (2008)
28/TD	UNLV (2010)
26	Marshall (2008)
25/TD	UConn (2007)
25	Louisville (2008)
24/TD	Liberty (2009)
24	Villanova (2008)
23	Syracuse (2008)
23	W. Michigan (2007)
23	UConn (2007)

The Understudy

► Freshman quarterback Barry Brunetti earned significant time against UNLV, entering the game at the 6:28 mark in the third quarter and finishing the contest. He went 1-for-4 against the Rebels, with his one completion going for six yards. He also orchestrated a fourth-quarter drive which saw two fourth-down conversions and ended with a score from Matt Lindamood.

Brunetti stepped onto the field for the first time as a Mountaineer with over 12 minutes to play in the fourth quarter of WVU's 31-0 victory over Coastal Carolina. The rookie went 3-for-5, including a long pass of five yards.



BIG EAST Career Rushing Yards

Yards/Carries	Name/School/Years Played
1. 5,039/1,023	Avon Cobourne, West Virginia, 1999-02
2. 4,926/910	Ray Rice, Rutgers, 2005-07
3. 4,480/685	Pat White, West Virginia, 2005-08
4. 3,923/665	Steve Slaton, West Virginia, 2005-07
5. 3,907/726	Amos Zereoue, West Virginia, 1996-98
6. 3,856/610	Noel Devine, West Virginia, 2007-10

WVU All-Purpose Yards

	Rush/Rec/PR/KR	Total Yards
1. Avon Cobourne, 1999-02	5,164/459/0/0	5,623
2. Noel Devine, 2007-10	3,856/588/0/689	5,111

Rushing Touchdowns

1. Steve Slaton, 2005-07	50
2. Pat White, 2005-08	47
3. Avon Cobourne, 1999-2002	42
Ira Errett Rodgers, 1915-19	42
5. Amos Zereoue, 1996-98	40
6. Noel Devine, 2007-10	27

Running Back Receptions

	Catches/Yards
1. Noel Devine, 2007-10	80/566
2. Tom Gray, 1982-84	73/622

Running Back Receiving Yards

	Yards/Catches
1. Jim Braxton, 1968-70	906/54
2. Steve Slaton, 2005-07	805/65
3. Tom Gray, 1982-84	622/73
4. Noel Devine, 2007-10	566/80

Scoring (position player)

1. Steve Slaton, 2005-07	330
2. Ira Errett Rodgers, 1915-19	313*
3. Pat White, 2005-08	284
4. Avon Cobourne, 1999-2002	252
5. Amos Zereoue, 1996-98	252
6. Jim Braxton, 1968-70	206*
7. Noel Devine, 2007-10	168

* - total includes field goals and extra points

100-Yard Games (active career)

1. Vai Taua, Nevada	23
2. Noel Devine, West Virginia	18
3. John Clay, Wisconsin	17

WVU Career 100-yard Games

1. Avon Cobourne, 1999-02	28
2. Steve Slaton, 2005-07	21
Amos Zereoue, 1996-98	21
4. Noel Devine, 2007-10	18
Pat White, 2005-08	18

BIG EAST Conference 100-yard Games

1. Avon Cobourne, West Virginia, 1999-02	28
2. Ray Rice, Rutgers, 2005-07	25
3. Amos Zereoue, West Virginia, 1996-98	21
Steve Slaton, West Virginia, 2005-07	21
5. Mike Cloud, Boston College, 1995-98	19
6. Noel Devine, West Virginia, 2007-10	18
Pat White, West Virginia, 2005-08	18
Derrick Knight, Boston College, 2000-03	18

Noel Devine's 2007 Season Rushing

Opponent	No.	Yds	Avg.	TD	Lg
WMU	7	44	6.3	1	23
MU	5	76	15.2	2	39
MD	5	136	27.2	0	76
ECU	7	11	1.6	0	14
USF	4	36	9.0	0	37
SU	4	13	3.3	0	8
RU	6	40	6.7	0	18
UL	2	11	5.5	0	6
UC	2	23	11.5	0	17
UCONN	11	118	10.7	1	36
Pitt	7	11	1.6	0	7
OK	13	108	8.3	2	65
Totals	73	627	8.6	6	76

Noel Devine's 2007 Season Receiving

Opponent	No.	Yds	Avg.	TD	Lg
WMU	1	19	9.0	0	19
MU	0	0	0	0	0
MD	1	1	1.0	0	1
ECU	1	7	7.0	0	7
USF	0	0	0	0	0
SU	1	12	12.0	0	12
RU	0	0	0	0	0
UL	1	4	4.0	0	4
UC	0	0	0	0	0
UCONN	0	0	0.0	0	0
Pitt	0	0	0	0	0
OK	2	47	23.5	0	34
Totals	7	90	12.9	0	34

9

Jock Sanders

Wide Receiver

St. Petersburg, Fla.



The Streak Continues

► With two catches in the UNLV victory, Jock Sanders moved into a tie with former Mountaineer David Saunders for sixth place on the BIG EAST's all-time consecutive games with a reception list, having hauled in a pass in 33-consecutive contests.

Sanders' streak began with WVU's 2007 loss to Pitt. Rutgers' Brian Leonard has the all-time BIG EAST Conference record at 47 games.

With his performance against the Rebels, Sanders also tied Saunders (1995-96, 1998) for second place on WVU's all-time list. Saunders opened his streak in the 1995 loss at Maryland and ended with a loss against Missouri in the 1998 Insight.com Bowl.

All-Time BIG EAST Consecutive Games with a Reception (includes bowl games)

1. 47 Brian Leonard, Rutgers, 2003-06
2. 40 Khori Ivy, West Virginia, 1997-00
3. 37 Reggie Wayne, Miami, 1997-00
4. 34 Dominick Goodman, Cincinnati, 2006-08
Latef Grim, Pittsburgh, 1998-00
6. **33 Jock Sanders, West Virginia, 2007-10**
33 David Saunders, West Virginia, 1995-96, 1998
8. 32 Tres Moses, Rutgers, 2002-05
9. 31 Kenny Britt, Rutgers, 2006-08

WVU Consecutive Games with a Reception (since 1991) (includes bowl games)

1. 40 Khori Ivy, 1997-00
2. **33 Jock Sanders, 2007-10**
33 David Saunders, 1995-96, 1998

Two Scorers are Better Than One

► Prolific players usually travel in pairs, and seniors Noel Devine and Jock Sanders are no different. The pair both scored in the UNLV victory, the third time this season the duo both accounted for points on the board in a game, and the eighth time they each scored a touchdown in a game over the last four years. Devine tallied two rushing touchdowns, including a season-long score of 48 yards, while Sanders notched his first rushing score of the season.

After the pair went scoreless in the Maryland win, Sanders scored on a 13-yard toss in the third quarter at LSU. The duo opened the season with a touchdown each against Coastal Carolina, and Devine added another rushing score at Marshall. The two have accounted for seven Mountaineer touchdowns this season. Additionally, Sanders caught the Mountaineers' two-point passing conversion to send the Marshall game into overtime.

Through 43 games as teammates, WVU is 7-1 when both Devine and Sanders score a touchdown. The Mountaineers are 18-2 when just one produces points. WVU is 2-8 when neither Devine nor Sanders register points. The duo combined for 18 of WVU's 43 touchdowns in 2009, with at least one of the two scoring in almost every game.

Sanders Strikes All Over the Field

► Pure dual-threat Jock Sanders had his best all-purpose game of the season against Maryland, finishing with 165 yards. He tallied 86 yards on six receptions and 69 on punt returns, including a game-long, career best 66-yard return. The punt return was WVU's longest since Vaughn Rivers returned a punt for 78 yards against Mississippi State on Oct. 20, 2007. He also tallied two rushes for 10 yards.

Two games after that performance, Sanders earned his first rushing touchdown of the season, taking a handoff from quarterback Geno Smith 10 yards and walking into the end zone. The score was Sanders' sixth career rushing touchdown and third touchdown of the season. He finished the game with 41 all-purpose yards, including two catches for 25 yards.

Sandwiched between those two games was Sanders' 54 all-purpose yards performance at LSU. He recorded a 13-yard touchdown catch in the loss. Through 44 career games, he owns 2,613 all-purpose yards and needs 445 yards to break onto the WVU all-time list. Sanders proved his versatility in the 2010 season opener, gaining 71 yards on receptions and 31 yards on rushing for 102 all-purpose yards.

Though held to only one rush against Coastal Carolina, Sanders brought the Mountaineers to within six yards of the goal line with a 31-yard second quarter rush. WVU produced three points at the end of the drive.

Consecutive Active Games Played with a Reception

- Scotty McKnight (Colorado, Sr.) - 42
- Dwayne Harris (East Carolina, Sr.) - 36
- Titus Young (Boise State, Sr.) - 35
- Jock Sanders (West Virginia, Sr.) - 33**
- James Rodgers (Oregon State, Sr.) - 33
- Greg Salas (Hawaii, Sr.) - 33
- Tyron Carrier (Houston, Jr.) - 32
- Damaris Johnson (Tulsa, Jr.) - 32

Sanders in the Record Books

► With two catches against UNLV, senior Jock Sanders remained at No. 3 on the all-time WVU career receptions list.

1.	191	David Saunders	1995-98
2.	169	Shawn Foreman	1995-98
3.	163	Jock Sanders	2007-10
4.	160	Khori Ivy	1997-2000

Career Receiving Touchdowns

► Senior Jock Sanders' third quarter, 13-yard touchdown reception at LSU pushed his career total to 12. He now is tied with Rahsaan Vanterpool for 11th place on the WVU career reception touchdown list.

	<i>Receiving Touchdowns</i>
1. Cedric Thomas, 1976-80	23
2. Chris Henry, 2003-04	22
3. Darius Reynaud, 2005-07	19
Khori Ivy, 1997-2000	19
5. David Saunders, 1995-98	18
Reggie Rember, 1988-89	18
7. Shawn Foreman, 1995-98	16
Rich Hollins, 1981-83	16
9. Danny Buggs, 1972-74	15
10. Brandon Myles, 2004-06	13
11. Jock Sanders, 2007-10	12
Rahsaan Vanterpool, 1993-96	12

Short-Yardage Solution

► Sophomore fullback Ryan Clarke continued to supply tough running for the Mountaineers in the victory over UNLV, finishing with one carry for five yards.

With a commanding lead, WVU was able to employ several fullbacks, as Matt Lindamood and Ricky Kovatch saw time.

Lindamood scored the first touchdown of his WVU career with five minutes remaining in the fourth quarter on a one-yard run up the middle for WVU's seventh touchdown of the day.

Through five games, Clarke ranks second on the team with 124 rushing yards. In 17 career games with the Mountaineers, he owns 374 rushing yards for an average of 4.0 yards per carry.



Slashing, Streaking Sanders

► Sanders had his most-prolific receiving game to date this season in the Maryland victory, as he gained 86 yards on six passes, including a long of 32 yards in the first quarter that helped accelerate the Mountaineers' second scoring drive.

He was quarterback Geno Smith's go-to guy at LSU, catching a game-best five receptions for 47 yards, including a 13-yard touchdown reception early in the third quarter that brought the Mountaineers to within three points. He followed that performance with two catches for 25 yards against UNLV.

Through five games, Sanders ranks third in the BIG EAST, No. 45 in the nation, in receptions-per-game (5.2), and eighth in the conference in receiving yards-per-game (57.2 avg.).

He now has 163 career catches, the third best all-time total at WVU. Additionally, Sanders is on a 33-game streak with at least one reception. That streak ranks No. 2 on WVU's reception streak list and is tied for No. 6 on the BIG EAST streak list.

Sanders opened his final season with a bang, collecting eight catches for 71 yards and one touchdown against Coastal Carolina. His score, a 17-yard connection with Smith, kicked off a two-score third quarter for the Mountaineers.

He followed that performance with a five-catch effort at Marshall for 57 receiving yards. Included in that total was a key 26-yard reception with just over eight minutes remaining in regulation that jump-started the Mountaineers' first of two fourth-quarter scoring drives.

Also of note, Sanders found himself on the receiving end of WVU's game-tying, two-point conversion that forced the game into overtime. The conversion was the first Mountaineer two-point conversion by a pass since Dec. 2, 2006.

Woods Works Wonders

► Redshirt-sophomore J.D. Woods has been a reliable receiver this season.

Woods has had at least one reception in three of the five games and a season-high two against Coastal Carolina.

At LSU, he had a 10-yard catch for a first down to keep a WVU drive alive in the fourth quarter.

His first catch as a Mountaineer was memorable, as he opened WVU's scoring against Coastal Carolina with a four-yard touchdown reception.

He was the first Mountaineer to convert his first reception into six points since Tyler Urban's 25-yard touchdown reception against Rutgers in 2008.

In his first career start, Woods also caught one pass for a career-long 19 yards at Marshall, and through four games, has four receptions for 39 yards and a 9.8 yards/catch average. WVU history.

Bailey's Making His Mark

► Redshirt freshman Stedman Bailey introduced himself to the Mountaineer faithful in the win over Maryland, catching four passes for 60 yards and two touchdowns, his first career scores. Of Bailey's TDs, one went for 26 yards and the other for five.

Bailey was held to one reception against UNLV, but he made the catch count, and he hauled in a 17-yard pass in the second quarter that set-up Noel Devine's season-long 48-yard rushing touchdown.

Through five games, Bailey ranks third on the team with 154 receiving yards, and fourth with 11 catches.

Starks' Scoring Touch

Quiet throughout the first part of the season battling injuries, junior Brad Starks made a splash against UNLV, turning four catches into three scores and finishing the game with a career-high 100 receiving yards.

Starks opened the game with a 38-yard touchdown in the team's first drive. The score also was Starks' first catch of the season. He followed that with a 48-yard scoring reception near the end of the first half. The touchdown matched Starks' career-long score, and also was the longest Mountaineer scoring reception of the season. He ended the day with a four-yard touchdown reception in the third quarter.

His 100-yard receiving performance was the second for a Mountaineer this season, as Tavon Austin recorded a career-high 106 yards against Maryland. Starks became the 47th different Mountaineer receiver to record at least 100 receiving yards in a single game; the feat has been achieved 117 times in WVU history.

Starks was the first receiver to score three receiving touchdowns in a game since Cedric Thomas scored three against Villanova in 1977; Herbert "Babe" Barna also achieved the feat against Cincinnati in 1936.

Additionally, he became the first WVU player to score three receiving touchdowns at Mountaineer Field at Milan Puskar Stadium, and the first player to achieve the feat since Pitt's Terry Murphy did so in 1997.

Tight Ends Get In the Action

► Tight ends Tyler Urban and Will Johnson are reliable options and dependable blockers for WVU.

Against UNLV, Johnson caught a ball for 18 yards in the third quarter but was mostly utilized for his exceptional pass- and run-blocking skills.

Johnson scored his third career touchdown at Marshall, catching a five-yard pass in the back corner of the end zone with 12 seconds remaining in regulation that forced overtime. The score was his first of the season. He has now scored at least one touchdown each season since 2008. Johnson opened the season with a 22-yard reception against Coastal Carolina, the second-longest catch of his career.

Urban, a three-year starter, started the 2010 season by grabbing two catches for five yards against Coastal Carolina but has been hampered with a nagging knee injury this season.



Tavon Austin

Tavon's A Receiving Threat

► Wide receiver Tavon Austin has showed early signs of becoming one of WVU's top playmakers this season, and against Maryland, he proved that he is capable.

A Maryland native, Austin, a receiving-rushing threat, had a career day against the Terrapins, catching seven passes for a career-high 106 yards, including two back-to-back first quarter touchdowns that put the Mountaineers ahead, 14-0. He was the first Mountaineer to catch two touchdown receptions since Alric Arnett scored twice via the pass on Sept. 12, 2009, in a 35-20 victory over East Carolina in Morgantown; receiver Stedman Bailey also would catch two touchdowns against MD. Additionally, Austin's 100-yard receiving day was the first for a Mountaineer since Jock Sanders registered 115 yards at Auburn on Sept. 19, 2009.

Austin finished the game with a career-best 172 all-purpose yards, including 57 yards on four kick returns.

He had a productive, short day against UNLV, catching three passes for 52 yards, including a season-best 41-yard reception in the game's opening drive, and carrying the ball twice for 19 yards.

After five games, Austin ranks second in the BIG EAST in receptions-per-game (5.4) and third in receiving yards-per-game (73.2 avg.). Those rankings are the 38th and 45th best in the nation.

He was all over the field in WVU's win at Marshall, helping quarterback Geno Smith when plays appeared dead, and catching a career-best nine passes for 85 yards. He also tallied an identical 85 yards fielding three kick returns for 170 all-purpose yards.

In his first game as a sophomore against Coastal Carolina, Austin finished with 101 all-purpose yards, catching five passes for a game-best 90 yards, and rushing twice for 11 yards.

400 X 4

► The Mountaineers wasted little time at the onset of the 2010 season raking in the offensive yards, as WVU piled up 400 yards in its win over Coastal Carolina. WVU was absolutely dominant, gaining an average of 5.6 yards over 71 plays. The team netted 216 yards in the air and 184 yards on the ground.

Despite a sluggish start, two long, fourth-quarter drives of 96 and 98 yards pushed the Mountaineers' offensive total to 469 yards at Marshall, including 316 yards through the air.

Against Maryland, the offense posted its third 400-plus yard total offense performance, finishing with 469 yards on 85 plays for an average of 5.5 yards per play.

WVU earned 177 total offensive yards at LSU, including 119 yards via Geno Smith's arm.

Against UNLV, WVU tallied 445 yards of total offense, including 220 passing yards from Smith.

The Mountaineers are now 20-10 over the last 10 years when passing for 200 or more yards.

Scoring 20 or more in a quarter

► West Virginia's 21 points in the first quarter against UNLV marked the first time in 2010 that the Mountaineers posted 20 or more points in a quarter.

WVU has scored 20 or more points in a quarter 32 times since 2001 and has done it in two quarters of a game six different times.

Game	Year	Points	Quarter
UNLV	2010	21	1st
Auburn	2009	21	1st
North Carolina	2008	21	1st
Louisville	2008	21	3rd
UConn	2008	21	3rd
UConn	2007	21	4th
UConn	2007	21	3rd
Miss. State	2007	28	1st
at Marshall	2007	21	3rd
at Marshall	2007	21	4th
W. Michigan	2007	21	3rd
vs. Ga. Tech	2006	21	3rd
Cincinnati	2006	21	2nd
Cincinnati	2006	21	3rd
Syracuse	2006	21	3rd
at Miss. State	2006	21	4th
Maryland	2006	21	1st
vs. Georgia	2005	21	1st
Pitt	2005	21	4th
UConn	2005	21	2nd
at Maryland	2005	24	4th
James Madison	2004	21	2nd
East Carolina	2004	28	2nd
Temple	2003	21	1st
at East Carolina	2003	20	2nd
at East Carolina	2003	21	3rd
at Temple	2002	21	1st
UT-Chattanooga	2002	21	2nd
UT-Chattanooga	2002	21	4th
Rutgers	2001	28	1st
Rutgers	2001	31	2nd
Kent State	2001	21	3rd

Pronunciation Guide

Last Names

Bitancurt (Tyler)	bit-en-kurt
Braun (Jeff)	brawn like lawn
Brunetti (Barry)	BRU-net-E
Busick (Branko)	BU-sick
Eger (Pat)	egg-er
Feigt (Curtis)	fight
Gloster (Troy)	Gloss-ter
Goode (Najee)	good
Jobe (Eric)	As in "robe"
Kirelawich (Bill)	kur-LAV-itch
Kovatch (Ricky)	Koh-vatch
Lageman (JB)	log-e-men
Lazear (Pat)	Lay-zure
Neild (Chris)	Kneeled
Pugnetti (Greg)	poog-net-E
Tavon (Austin)	TA-von

First Names

Branko (Busick)	bronco
Eain (Smith)	ian
Ishmael (Banks)	Ish-meal
Jewone (Snow)	Ja-wan
Jorge (Wright)	George
Najee (Goode)	Najh-A
Noel (Devine)	KNOW-ell
Trippe (Hale)	trip
Shawne (Alston)	shawn



Don Barday

On the Offensive Line

► With starting offensive lineman Josh Jenkins out with an injury, redshirt freshman Cole Bowers made his second career start at left guard and has played in all five games. Jeff Braun, who earned a starting role during preseason, made his fifth career start at right tackle against UNLV.

Jobe started for the 23rd time overall as a Mountaineer; he owns 16 starts at center and seven at right guard. Don Barday made his 19th start, 18 at left tackle and one at left guard, and Joe Madsen made his 18 start, 11 at right guard and seven at center.

The O-line has helped the Mountaineers total at least 400 yards of total offense in every game this season except LSU. Against UNLV, the offensive line paved the way for WVU to run for 219 yards and block for 226 yards passing.

Also seeing time this season are John Bassler, Pat Eger, Chad Snodgrass and Matt Timmerman. Four starters from last year's offensive line returned this season. Those starters played the majority of the offensive snaps, giving them needed experience.

Out of a total of 855 offensive snaps in 2009, Jenkins has played 853 plays, Jobe on 852, Barday 839 and Madsen on 840 plays. Timmerman was used on 51 plays, Braun saw action on 27 plays and redshirt freshman guard John Bassler and redshirt junior Chad Snodgrass were used on 13 plays.

The Hawg Herald: Offensive Line Stats

Player	Snaps	Sacks	T-Bolt Blocks	Knockdowns
Jeff Braun	333	2	1	22
Joe Madsen	332	1	2	11
Don Barday	326	2	2	16
Eric Jobe	288	0	0	11
Cole Bowers	181	0	0	2
Josh Jenkins	160	0	1	12
Chad Snodgrass	59	0	1	3
Matt Timmerman	49	0	1	2
John Bassler	35	0	1	1
Pat Eger	25	0	0	1
Tyler Rader	22	0	0	0

Home Winning Streaks

► West Virginia is currently on an 11-game home winning streak dating back to the USF game on Dec. 6, 2008. The Mountaineers finished with a perfect home record (7-0) in 2009, marking the first time WVU has won all of its home games in a season since 1993.

Listed below are the longest home winning streaks in the school history.

Streak	Years	Start	End
14	1924-26	Sept. 27, 1924 - WVU 21, W.Va. Wesleyan 6	Oct. 30, 1926 - Missouri 27, WVU 0
12	1942-45	Oct. 10, 1942 - WVU 13, South Carolina 0	Nov. 10, 1945 - Kentucky 19, WVU 6
12	1987-89	Oct. 3, 1987 - WVU 49, East Carolina 0	Oct. 7, 1989 - Virginia Tech 12, WVU 10
11	2008-10	Dec. 6, 2008 - WVU 13, USF 7	Current Streak
10	2003-04	Oct. 11, 2003 - WVU 34, Rutgers 15	Nov. 13, 2004 - Boston College 36, WVU 17
10	1968-70	Nov. 16, 1968 - WVU 30, Villanova 20	Oct. 10, 1970 - Duke 21, WVU 13
10	1992-94	Nov. 7, 1992 - WVU 41, East Carolina 28	Sept. 17, 1994 - Maryland 24, WVU 13

Top 10 Run Defense

▶ West Virginia's run defense has been solid this season as it has held three of its five opponents under 100 yards rushing.

The Mountaineers held Maryland to a season-low minus-10 yards, Coastal Carolina to 63 yards and UNLV to 96 yards. Marshall finished with 135 yards rushing and LSU had 150.

The Maryland game was the first time WVU held a team to negative net rushing yards since the 2006 Pitt game.

The Mountaineers held five opponents under 100 yards rushing last season, including Liberty (89), East Carolina (62), Syracuse (72), Marshall (58) and Rutgers (65).

Since 2002, WVU has held 48 opponents under 100 yards rushing. When the team has held an opponent under 100 yards during that time, it has a record of 44-4.

For the season, WVU has held its opponents to 2.7 yards per rush and 86.8 yards per game. The Mountaineers are No. 2 in the BIG EAST in rushing defense and No. 9 nationally.

Top 10 Defense

▶ West Virginia's defense also has been solid this season as it has held its opponents to an average of 4.3 yards per game and 254.6 yards per game.

The Mountaineers have held three of their four opponents under 250 yards of total offense: Coastal Carolina (186), Maryland (217) and LSU (230). UNLV finished with 276 yards and only Marshall has had more than 300 yards of total offense, finishing with 364 yards.

West Virginia is No. 1 in the BIG EAST and No. 7 nationally in total defense.

Passing Defense

▶ West Virginia's pass defense gave up a season-low 80 yards passing at LSU.

The Mountaineers surrendered a season-high 229 yards through the air at Marshall, 227 against Maryland, 123 against Coastal Carolina and 180 against UNLV.

WVU is giving up 167.8 yards per game through the air, ranking No. 3 in the BIG EAST and No. 19 nationally.

WVU's Record When Wearing ... (since 2001)

Blue Jersey - Gold Pants: 23-7
 Blue Jersey - White Pants: 4-2
 Blue Jersey - Blue Pants: 16-4
 White Jersey - Gold Pants: 9-9
 White Jersey - White Pants: 13-7
 White Jersey - Blue Pants: 12-4
 Gold Jersey - Blue Pants: 4-0
 Gold Jersey - Gold Pants: 2-1
 Gold Jersey - White Pants: 2-1



The Middle Man

▶ Redshirt senior and defensive leader Chris Neild has proven he is one of the best defensive linemen in the BIG EAST as well in the nation.

In the win over UNLV, Neild posted three assisted tackles, and in 42 career games, he now owns 111 total tackles, including 45 solo, and nine tackles for loss.

At LSU, Neild recorded six tackles, three solo and three assisted, including a sack on Jordan Jefferson for a loss of seven yards early in the second quarter.

He showed his leadership in the Mountaineers' dominating win over Maryland, as he posted four tackles, including three solo and one sack for three yards.

Neild's late second-quarter sack on Maryland's Jamarr Robinson was WVU's first sack of the season and fourth of his career.

He was a key cog of the WVU defense that held Coastal Carolina scoreless, recording a solo tackle and also finishing with an assist.

A Very Scary Berry

▶ Defensive lineman Scooter Berry has proven that he is fully recovered from offseason shoulder surgery, as he owns 18 tackles through five games.

Against UNLV, Berry finished with six total tackles, including two solo.

This season, Berry is seventh on the team in tackles (18) and ranks 13th in the BIG EAST in sacks (2). For his career, Berry owns 94 tackles, including 14.5 for a loss, and five sacks.

At LSU, Berry recorded four tackles, including one solo in the third quarter.

In the win over Maryland, Berry stepped up big with four tackles (three solo), two sacks for 27 yards and a fumble recovery. Both of his sacks were in the second half. The first came in the third quarter when he sacked Jamarr Robinson for a loss of 19 yards as the Terrapins went for it on fourth down. His second sack, for a loss of eight yards, came in the fourth quarter.

It's Miller's Time on the D Line

▶ A redshirt junior, Julian Miller has been one of stalwarts on the defensive line this season.

Against UNLV, he posted six tackles, including sharing a sack with Robert Sands for a loss of five yards. He also recorded one pass breakup.

Miller recorded one of the Mountaineers' eight sacks against Maryland, as he tackled quarterback Jamarr Robinson in the third quarter, forcing the Terrapins to punt. He also posted two tackles and one pass breakup in the win.

In WVU's season-opening shutout victory over Coastal Carolina, Miller posted one solo and five assisted tackles, including one for loss, and one pass breakup. Additionally, on the Chanticleer's second drive of the fourth quarter, Miller recorded a two-yard tackle for loss.

Through 31 career games, Miller has tallied 88 tackles, including 20 for a loss. He also owns 14.5 sacks and nine pass breakups.

Scoring Defense

▶ West Virginia has held its opponents to 13.6 points per game this season.

The Mountaineers pitched a shutout against Coastal Carolina in game one, marking the first time since 2005 (Cincinnati) that WVU completed a shutout.

WVU gave up a season-high 21 points at Marshall, 17 against Maryland, 20 at LSU and 10 against UNLV.

The Mountaineers are No. 1 in the BIG EAST and No. 7 nationally.

Defensive Three-and-Outs

► West Virginia's defense has been one of the top units in the nation this season in forcing its opponents into giving up the football in three plays or less. In the Mountaineers' five games, they have forced their opponent to give up the ball in three plays or less 27 times, averaging 5.4 stops a game.

School	Avg.	Total Three-and-Outs/GP
1. Ohio State	6.2	37/6
2. TCU	5.7	34/6
3. Buffalo	5.6	28/5
4. West Virginia	5.4	27/5
5. Utah	4.8	24/5

Stingy Defense

► West Virginia's defense currently leads the nation in the fewest amount of first downs given up this season.

The Mountaineers' defense has allowed 61 first downs, averaging 12.2 a game. Ohio State and TCU are tied for No. 2 nationally, giving up 74 first downs, an average of 12.3 a contest.

WVU gave up 16 first downs at Marshall, 15 to UNLV and 12 at LSU. The Mountaineers gave up nine to Coastal Carolina and Maryland.

Special Teams/Defensive Touchdowns Since 2001

2009

Glover 24 INT Return at Rutgers
Austin 98 kickoff return vs. UConn

2008

Ivy 29 INT return vs. Villanova

2007

Williams 0 fumble recovery vs. UConn
Wicks 44 fumble recovery vs. Louisville
Dykes 19 INT return vs. Syracuse

2006

Rivers 50 punt return vs. Mississippi State
Reynaud 96 kickoff return vs. Maryland

2005

Addae 40 INT return vs. Pitt
Smith 1 punt return vs. Rutgers
Lewis 77 punt return vs. East Carolina
Wicks 31 INT return vs. Syracuse

2004

Lorello 21 INT return vs. Connecticut
Wicks 34 INT return vs. Virginia Tech
Lehnortt 21 fumble return vs. James Madison
Jones 76 punt return vs. East Carolina

2003

Frazier 64 punt return vs. Temple
Jones 47 fumble return vs. Temple
Jones 49 INT return vs. Boston College
Jones 87 kickoff return vs. Boston College
Hunter 0 punt return vs. UCF

2002

Harrison 0 punt return vs. East Carolina
Estrada 43 INT return vs. Rutgers

2001

Terry 100 kickoff return vs. Maryland
Hackett 10 fumble return vs. Rutgers



Bruce Irvin

Speed off the Edge

► Defensive end Bruce Irvin ranks fourth in the BIG EAST in sacks (.80 sack-per-game) and 14th in tackles for loss (.80 tfl-per-game) through five games this season.

He leads the Mountaineers in sacks after he posted his fourth of the season against UNLV for a loss of eight yards.

Irvin posted three sacks against Maryland, the first time a Mountaineer has done so since Julian Miller recorded three against Louisville in 2009.

He posted his first career sack when he downed Danny O'Brien for a loss of five yards at the end of the second quarter. On the same drive, Irvin posted his first career forced fumble.

He then recorded two more sacks against Jamarr Robinson in the fourth quarter for a loss of six and four yards. He also posted four solo tackles and one pass breakup in the win.

In his second game with the Mountaineers, Irvin collected two tackles at Marshall.

With time running out in the game, Irvin posted a solo tackle on the Thundering Herd's Martin Ward for no gain. The very next play, Irvin teamed-up with Keith Tandy to stop the Herd and force them to punt. Irvin made his debut in the Mountaineers' shutout over Coastal Carolina in which he recorded one assisted tackled

Heart and Soul

► As the linebacker leader, redshirt senior J.T. Thomas played his 44th career game in the UNLV win and recorded four tackles, including a six-yard tackle for loss.

Through five games, Thomas ranks third on the team, 18th in the BIG EAST, in tackles (28). He also is tied for the lead in pass breakups with three and has recorded 2.5 tackles for loss.

Against Maryland, Thomas had seven tackles, second-most on the team. At Marshall, Thomas added eight tackles in the win. He finished the season-opener against Coastal Carolina with three tackles, including one tackle for loss and two pass breakups.

Thomas owns 188 total tackles, including 24.0 for a loss, 12 pass breakups and 3.5 sacks.

Leonard Leading Tackler

► Anthony Leonard has the second-most experience on the team at the linebacker position behind fellow redshirt senior J.T. Thomas.

In the UNLV win, Leonard finished with three tackles. His best game to date was in the Maryland victory, as he recorded a team-best eight tackles, including four solo, and two tackles for loss for a combined 10 yards. Also included in his stat line was a second-quarter forced fumble and third-quarter sack that registered for a nine-yard loss; both the sack and forced fumble were career firsts.

Through five games this season, Leonard ranks second on the team in tackles (30) and second in tackles for loss (3.5); the tackle mark ranks 13th in the BIG EAST Conference.

At Marshall, Leonard had nine tackles, the second-most for a Mountaineer this season, and two solo stops. He also recorded one tackle for a loss of one yard. At LSU, Leonard finished the game with four total tackles.

In the season-opening win over Coastal Carolina, Leonard recorded three solo stops and six total tackles.

Getting it Wright

► Defensive lineman Jorge Wright continues to aid the Mountaineer defense, as he posted two tackles against UNLV, including one for a loss of two yards.

Through five games this season, Wright has nine total tackles and is one of five Mountaineers with a forced fumble.

At LSU, Wright posted three assisted tackles in his first career start. In the victory over Maryland, Wright posted two tackles, including one solo.

Wright stepped up big in the Mountaineers' overtime victory at Marshall, recording one solo tackle and forcing a fourth-quarter fumble. His forced fumble, the first of his career, stopped the Herd on a first-and-goal situation.

The fumble was recovered by Sidney Glover, and the Mountaineers then marched 96-yards down the field for a four-yard Noel Devine touchdown, pushing the score to 21-13 and jump starting WVU's comeback.

Linebacker Extras

► Linebackers Doug Rigg and Casey Vance made their Mountaineer debuts against Coastal Carolina, and each recorded four tackles. Rigg also assisted on a tackle for loss.

Against LSU, Rigg recorded five tackles, tied for third most on the team. Both players saw extensive action in the UNLV win. Rigg finished with three tackles, while Vance had one.

Behind Enemy Lines

► The Mountaineer defense has been in full attack mode this season, finishing with a season-high nine tackles for loss against Maryland and UNLV. They also posted seven against Coastal Carolina, four at Marshall and three at LSU.

Bruce Irvin had three against Maryland to post the season high. Anthony Leonard and Scooter Berry finished with two against Maryland, Najee Goode had two at Marshall and Mike Dorsey finished with two against UNLV.

For the season, Irvin leads the team with 4.0 tackles for loss, Leonard and Goode have 3.5, Sands has 3.0 and Thomas and Julian Miller each have 2.5.

Overtime Games

► The 24-21 overtime win at Marshall marked the eighth overtime game in West Virginia history. The Mountaineers own a 5-3 record in overtime games.

West Virginia played its first overtime game against Pitt in 1997, dropping a three-overtime thriller, 41-38.

Overtime Games

Nov. 28, 1997	Pitt 41, WVU 38, 30T
Nov. 11, 2000	WVU 31, Rutgers 28, 20T
Sept. 18, 2004	WVU 19, Maryland 16 OT
Oct. 15, 2005	WVU 46, Louisville 44, 30T
Dec. 2, 2006	WVU 41, Rutgers 39, 30T
Sept. 18, 2008	Colorado 17, WVU 14 OT
Nov. 8, 2008	Cincinnati 26, WVU 23 OT
Sept. 10, 2010	WVU 24, Marshall 21 OT

Robert Sands



A Goode Linebacker

► Forced into the Mountaineers' starting lineup, due to injuries, Najee Goode has produced for WVU. Goode had four tackles against UNLV and one pass breakup.

Through five games, Goode ranks second on the team tackles for loss (3.5), and fourth on the team in total tackles (22).

Goode led the Mountaineers at Marshall with a team-best 10 tackles, including two solo stops. Additionally, he made an open field tackle for a loss of eight yards on Marshall's first play of the overtime session. The play ultimately led to a Marshall missed field goal and a Mountaineer win. Goode completed the game with two tackles for loss for nine yards.

Against LSU, Goode registered four tackles, while also adding a sack and a pass breakup.

Lazear Makes Comeback

► Senior linebacker Pat Lazear has been sidelined since the preseason with a knee injury. He made his first appearance of the 2010 season at LSU for limited action and saw extensive action against UNLV. He registered three tackles in the win.

Shutdown Safety

► Junior safety Robert Sands had a solid game against non-conference opponent UNLV. He made two tackles, one solo and one assisted. He also pressured the quarterback, making one hit and assisting on a sack that led to a three-yard loss.

Through five games, Sands ranks sixth on the team with 21 tackles. He also ranks fourth on the team in tackles for loss (3.0). In 31 career games played, Sands has recorded 119 tackles, including 72 solo, 6.5 tackles for loss for 71 yards, eight pass breakups and five interceptions.

Sands had a standout performance during the Mountaineers' fourth game of the season. He led the Mountaineer defense at LSU with nine tackles on the night, including one that resulted in a six yard loss. Of those nine tackles, five were solo and four were assisted.

Sands made his 20th career start at free safety against Maryland, his third start of the 2010 season. Against the Terrapins, Sands registered two tackles, both of which were solo.

At Marshall, Sands recorded three tackles, including two solo and one assist.

During the Mountaineers' home opener against Coastal Carolina, Sands registered five tackles, including one for loss of 16 yards, four solo tackles and one assist. He also forced a fumble from Coastal's Adrian Sullivan on the first play of the second half, marking his second career forced fumble and his first since the 2008 Meineke Car Care Bowl.

The Cornerstone

► Senior cornerback Brandon Hogan returned to the field at LSU after missing the Maryland game.

In his 26th career start, Hogan assisted on three tackles and had one pass breakup. He matched Robert Sands with five tackles against Coastal Carolina, including two solo tackles and a pass breakup. Hogan also intercepted a pass in the end zone, the ninth interception of his career and his first since Marshall in 2009. He recorded six total tackles, including four solo stops at Marshall.

Through five games, Hogan ranks 10th on the team with 14 tackles. He currently ranks ninth in the BIG EAST in passes defended with two pass breakups and one interception.

In 38 career games played, Hogan has recorded 148 total tackles and 20 pass breakups.

Charting Mountaineer Players of the Week

Game	O-Champ	D-Champ	ST-Champ	O-Scout	D-Scout	BIG EAST
Coastal Carolina at Marshall	Jock Sanders Noel Devine	Terence Garvin Anthony Leonard	Gregg Pugnetti Tyler Bitancurt	C.J. Huffman Willie Milhouse	Taige Redman Hunter Bittner	Noel Devine
Maryland	Tavon Austin Stedman Bailey	Chris Neild Bruce Irvin	Jock Sanders	Nate Majnaric	Cecil Level	Geno Smith Bruce Irvin
at LSU	Jock Sanders	Chris Neild	Cody Nutter	Pete Miller	Chris Palmer	
UNLV	Brad Starks Don Barday Joe Madsen	Sidney Glover Keith Tandy	Gregg Pugnetti	Pete Miller	Nick Cadwell	
USF						
Syracuse at Connecticut						
Cincinnati at Louisville						
at Pitt						
Rutgers						

Tandy Swipes Two

► Cornerback Keith Tandy had a steady performance against Mountain West Conference opponent UNLV. He made one solo tackle, and intercepted and returned the ball twice for a total of 30 yards. Tandy now has three interceptions on the season, bringing his career total to six. He is the first Mountaineer to have two interceptions in one game since Brandon Hogan recorded two interceptions at Connecticut on Nov. 1, 2008.

Through five games, Tandy ranks first in the BIG EAST for interceptions with three, and second in the BIG EAST for passes defended.

He had a strong performance in Baton Rouge, recording two tackles, two pass breakups and one interception, which he returned for seven yards. The interception marked his first of the season, and his career fourth.

Tandy notched his 17th career start during the Mountaineers' win over Maryland.

He had four tackles at Marshall, including one solo and three assisted, one of which led to the loss of a yard.

In the Mountaineers' season-opening shutout over Coastal Carolina, Tandy had three tackles – two solo and one assisted.

Steady Sophomore Safety

► In his fifth career game with the Mountaineers, Terence Garvin continued to make statements. Against the Rebels, he made seven tackles, four solo and three assisted. He also assisted on a tackle that led to the loss of a yard, and registered a pass break-up. His first quarter fumble recovery, a career first, went for five yards.

Through five games, Garvin leads the Mountaineer defense with 32 total tackles, including 12 solo stops. He also ranks 10th in the BIG EAST in total tackles.

Garvin continued to contribute to the Mountaineer secondary against LSU, showcasing his emergence as a defensive leader. He recorded four tackles, two solo and two assisted.

In his third career start against Maryland, Garvin recorded four tackles – two solo and two assisted.

In a solid performance against Marshall, he finished fourth on the team with seven tackles, all assisted. He also recorded a pass breakup during the second quarter.

Garvin led the team in tackles against Coastal Carolina with 10, including a tackle for loss, four solo and six assisted. He was named the defensive player of the week by the coaching staff for his performance in the season-opener.

Breaking Up the Pass

► Sidney Glover finished with seven tackles against UNLV, tying Pat Miller and Terence Garvin for the most on the team. Glover had six solo stops and a sack for an eight-yard loss.

Through five games, Glover ranks fifth on the team in tackles with 22, bringing his career total to 161. He currently ranks 35th in the BIG EAST Conference in total tackles.

He continued his high level of play with a steady performance in Baton Rouge. He registered five tackles on the night, including three solo and two assisted stops. He also recorded a pass breakup.

The senior safety notched six total tackles at Marshall – three solo and three assisted. Glover was also key in the Mountaineers' comeback win, as his fumble recovery on WVU's four yard line halfway through the fourth quarter changed the momentum of the game to favor the Mountaineers. The fumble recovery was his first on the season, and his career third. He has now had at least one fumble recovery each season since 2008.

Glover saw limited action against Coastal Carolina, recording one solo tackle.

Stacking Sacks

► After not having a sack for the first two games, the WVU defense exploded against Maryland, collecting eight sacks. WVU also finished with two at LSU and three more against UNLV.

Sidney Glover and Bruce Irvin each finished with a sack against UNLV, while Julian Miller and Robert Sands combined for one.

The two sacks at LSU were posted by Chris Neild and Najee Goode.

Against Maryland, Irvin led the defense with three, Scooter Berry finished with two and Anthony Leonard, Miller and Neild each had one.

The eight sacks collected against Maryland tied the eight WVU accumulated against Pitt in 2006 and was the most since Idaho in 2000, when the WVU defense finished with 12.

Notes from the Back

► A number of players contributed to the Mountaineer secondary against UNLV.

Cornerback Pat Miller registered seven tackles, including five solo stops and a tackle for loss for four yards.

Safety Eain Smith continued his recent success against UNLV, with two solo tackles and a pass break-up. At LSU, he collected his first career interception and returned it 38 yards to set up a third-quarter touchdown by Jock Sanders. Brantwon Bowser registered three tackles, including a solo stop and two assisted tackles.

Defensive backs Brodrick Jenkins and Travis Bell continued to support the Mountaineer secondary against the Rebels. Jenkins recorded four solo tackles and a pass break-up while Bell registered two solo tackles. Against LSU, Jenkins registered one solo tackle, while Bell registered one assisted tackle. Safety Darwin Cook also recorded one solo tackle against UNLV.

Special Teams Report

► Coach Bill Stewart has seen an improvement in his special teams units this season.

Through five games, WVU ranks third in the BIG EAST in punt return average (12.1), and sixth in net punting (37.4 net yards-per-punt) and kickoff coverage (43.7 net yard avg.).

Jock Sanders had WVU's lone punt return against UNLV, returning the ball six yards to UNLV's 48-yard line.

At LSU, WVU's Brandon Hogan had an exceptional game with three kickoff returns for 61 yards and a punt return for five yards. Eddie Davis had two kickoff returns for 30 yards. Sanders also contributed with a seven-yard punt return.

Sanders was the special teams highlight against Maryland, as he recorded a career best 66-yard punt return in the third quarter.

At Marshall, kicker Tyler Bitancurt's 20-yard field goal in the first overtime session gave the Mountaineers a 24-21 comeback victory.

BIG EAST All-Time Standings

	GP	BIG EAST	Pct.
West Virginia	118	78-40	.661
Cincinnati	35	23-12	.658
USF	36	17-19	.472
Syracuse	119	56-63	.471
Louisville	35	16-19	.457
Pitt	118	54-64	.458
Connecticut	42	17-25	.405
Rutgers	119	33-85-1	.282

BIG EAST Scholar Athletes of the Year

West Virginia	3
Pitt	2
Boston College	1
Louisville	1
Miami, Fla.	1
Rutgers	1
Syracuse	1

ESPN The Magazine Academic

All-Americans in the BIG EAST

West Virginia	28
Pitt	16
Syracuse	12
Cincinnati	4
Louisville	3
Rutgers	3
UConn	2

Kickoff Duties

► Corey Smith is handling the Mountaineers' kickoff duties for the 2010 season.

Smith has 28 kickoffs for 1,740 yards, including four touchbacks, for an average of 62.1 yards per kick.

Against UNLV, Smith kicked eight times for 503 yards, with an average of 62.9 yards per kick, including two touchbacks. Six of Smith's eight kicks travelled over 64 yards.

In the Maryland win, Smith kicked six times for 374 yards, including one touchback, for a 62.3 average.

He finished the Marshall game with five kickoffs for 317 yards, an average of 63.4 yards per kick. Smith had three kicks that went for 64 yards, one for 67 and an opening kick of 70 yards, leading to a touchback.

Pugnetti's Punting

► Redshirt senior punter Gregg Pugnetti made his Mountaineer debut against Coastal Carolina and left little doubt that he is more than capable of assuming the full-time punting duties.

Through five games, Pugnetti has 25 punts for 1,071 yards, an average of 42.8 yards per punt. He has six punts of 50 yards or over, seven that resulted in a fair catch, one in a touchback and placed nine inside the opponent's 20-yard line. He ranks third in the BIG EAST and No. 38 in the nation.

Against UNLV, Pugnetti punted five times for 222 yards, an average of 44.4. He finished with punts of 38, 39, 42, 50 and 53 yards and three which landed inside UNLV's 15-yard line.

At LSU, Pugnetti finished with six punts for 241 yards, averaging 40.2 yards per punt, including a 30-yard punt in the second quarter, which was downed at LSU's 14-yard line, along with 35, 36, 45, 47 and 48-yard punts.

Pugnetti punted six times against Coastal Carolina for 295 yards, an average of 49.2. He had a 71-yard punt that was downed at the one-yard line. The punt tied Pat McAfee (vs. Cincinnati, 2007) for the 11th longest in Mountaineer history. He also pinned the Chantideers at the 1-yard line late in the fourth quarter with a 47-yard punt.

Against Maryland, Pugnetti's had a 46-yard punt and ones for 56, 39 and 17 yards. Overall, Pugnetti punted four times for 158 yards, an average of 39.5.

Bitancurt's kicking

► After a successful rookie campaign, Tyler Bitancurt is in his second season as the Mountaineer kicker.

In WVU's win against UNLV, Bitancurt hit 7-of-7 of his extra point attempts, and now has a team-leading 33 points for the season.

Bitancurt started the season by adding an additional seven points to his total in the Mountaineers' opening game against Coastal Carolina.

With 10 points against Marshall, seven against Maryland, two at LSU and seven against UNLV, his career total now stands at 113.

Through five games, Bitancurt is tied for first in the BIG EAST in point after kicking percentage (100.0), tied for fifth in field goals made per game (1.0) and sixth in kick scoring (6.6).

For his career, Bitancurt is 18-for-23 on field goal attempts and 59-of-60 on extra points for his career. He needs two more to break onto the WVU all-time field goals made list.

Bitancurt added a 23-yard field goal late in the fourth quarter against Maryland and had three field goals at Marshall, including the overtime game-winner. Prior to Marshall, his last winning field goal was against BIG EAST rival Pitt (No. 8) last season, when he made a last-second 43-yard field goal.

Shutout History

► Prior to the 2010 season opener, the last time the Mountaineers held their opponent scoreless was a 38-0 victory at Cincinnati on Nov. 9, 2005.

The last time WVU held an opponent scoreless at home was a 48-0 win over Rutgers on Oct. 4, 1997.

The last time that West Virginia recorded a home opening shutout was in 1991 against Pitt, when WVU won 34-0.

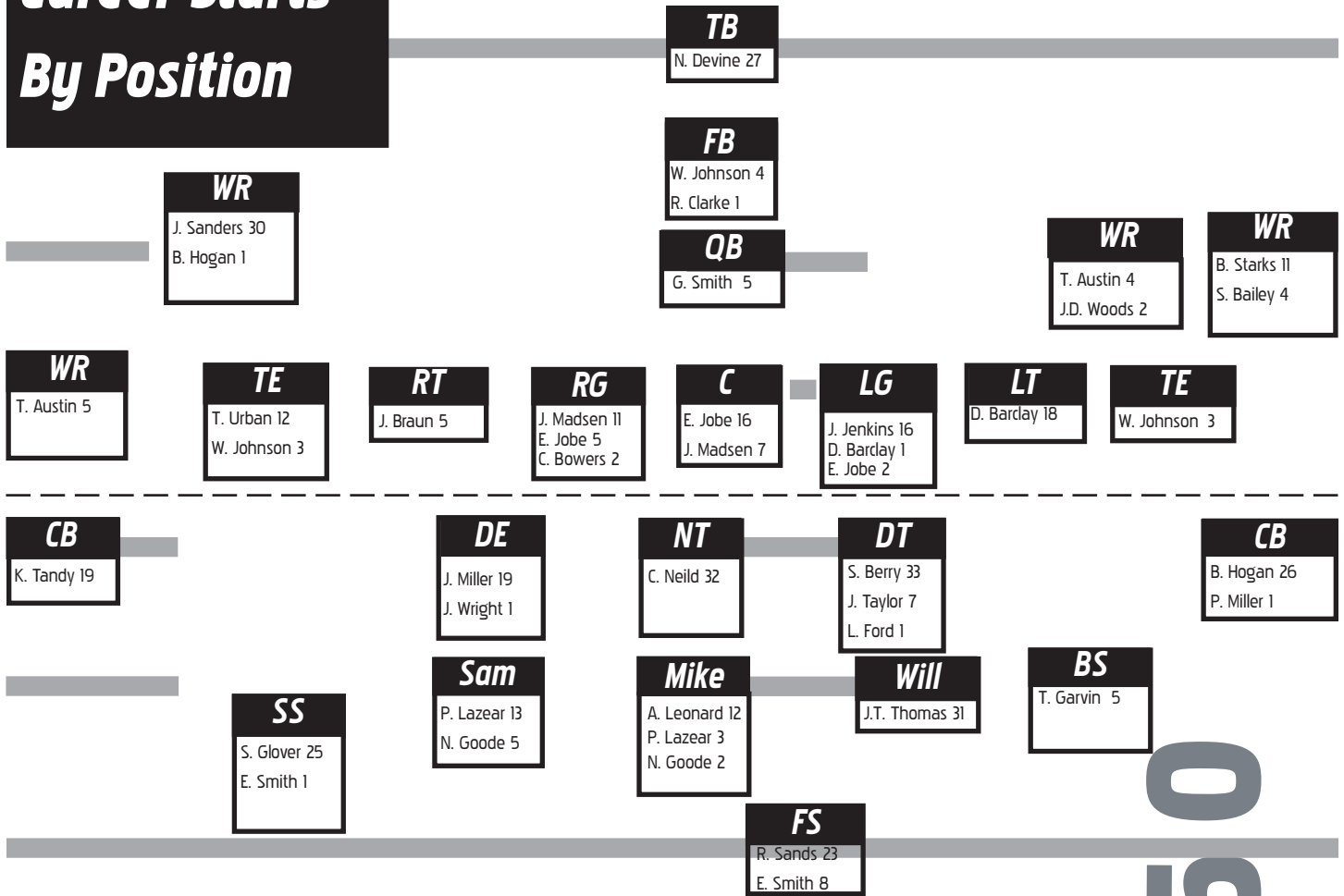
Weekly Media Planner (Monday, Oct. 11 - Sunday, Oct. 18)

Mon (11)	Tue (12)	Wed (13)	Thu (14)	Fri (15)	Sat (16)	Sun (17)
BIG EAST football conference call - 11:30 a.m. - 11:40 a.m. Football Player Interviews Puskar Center 2:15 p.m.	Bill Stewart News Conference - 1 p.m. (Team Room)	MSOC vs. Pitt, 7 p.m.	FB vs. USF, 7:30 p.m., ESPN	Bill Stewart WVU Conference Call 2 p.m. WSOC vs. Villanova, 7 p.m. WXC at Penn State, TBA MBB & WBB , Mountaineer Madness 8:30 p.m.	VB vs. Pitt, 2 p.m. MSOC at USF, 7:30 p.m. WXC at Penn State, TBA M&W Swim vs. Penn State, Noon Rifle vs. Ohio State, All Day Baseball Gold-Blue WS, Noon	WSOC vs. Georgetown 1 p.m. Baseball Gold-Blue World Series 5 p.m.

Position	No.	Name	Ht.	Wt.	Cl.	GP	GS	CGS	Hometown
Offense									
WR (X)	10	Stedman Bailey	5-10	195	r-Fr.	5	5	5	Miramar, Fla.
	2	Brad Starks	6-3	190	r-Jr.	26	11	1	Unionville, Fla.
SL (H)	1	Tavon Austin	5-9	173	So.	18	9	5	Baltimore, Md.
	80	Ryan Nehlen	6-2	198	r-So.	5	0	0	Morgantown, W.Va.
TE	6	Will Johnson	6-2	238	Sr.	38	10	0	Dayton, Ohio
	14	Chris Snook	6-2	237	r-Fr.	4	0	0	Medina, Ohio
LT	64	Don Barclay	6-4	304	r-Jr.	31	18	18	Cranberry Township, Pa.
	59	Matt Timmerman	6-3	294	r-Sr.	18	0	0	Little Falls, N.J.
LG	61	Eric Jobe	6-2	290	r-Sr.	43	23	23	La Plata, Md.
	65	Chad Snodgrass	6-4	296	r-Jr.	7	0	0	Cross Lanes, W.Va.
C	74	Joe Madsen	6-4	290	r-So.	18	18	18	Chadron, Ohio
	60	John Bassler	6-4	295	r-So.	9	0	0	New Windsor, Md.
RG	72	Cole Bowers	6-5	289	r-Fr.	5	2	2	Milton, W.Va.
	65	Chad Snodgrass	6-4	296	r-Jr.	7	0	0	Cross Lanes, W.Va.
RT	57	Jeff Braun	6-4	308	r-So.	16	5	5	Westminster, Md.
	76	Pat Eger	6-6	288	r-Fr.	2	0	0	Clairton, Pa.
SL (S)	9	Jock Sanders	5-7	179	Sr.	44	30	8	St. Petersburg, Fla.
	15	Coley White	6-0	175	r-So.	3	0	0	Daphne, Ala.
WR (Z)	1	Tavon Austin	5-9	173	So.	18	9	5	Baltimore, Md.
	81	J.D. Woods	6-0	192	r-So.	9	2	1	Naples, Fla.
QB	12	Geno Smith	6-3	210	So.	10	5	5	Miami, Fla.
	16	Barry Brunetti	6-0	207	Fr.	2	0	0	Memphis, Tenn.
	19	Jeremy Johnson	6-2	175	Fr.	0	0	0	Kountze, Texas
RB	7	Noel Devine	5-8	180	Sr.	43	27	0	Ft. Myers, Fla.
	27	Trey Johnson	5-10	172	Fr.	2	0	0	Richmond, Va.
	20	Shawne Alston	5-11	222	So.	10	0	0	Hampton, Va.
FB	32	Ryan Clarke	6-0	247	r-So.	17	1	0	Glen Burnie, Md.
	38	Matt Lindamood	6-0	234	r-So.	17	0	0	Parkersburg, W.Va.
	41	Ricky Kovatch	6-1	238	Jr.	30	0	0	Dublin, Ohio
Defense									
DT	93	Scooter Berry	6-1	287	r-Jr.	39	33	5	North Babylon, N.Y.
	99	Jorge Wright	6-2	264	r-So.	14	1	1	Miami, Fla.
	91	J.B. Lageman	6-3	266	r-So.	3	0	0	Huntington, W.Va.
NT	90	Chris Neild	6-2	301	r-Sr.	42	32	21	Stroudsburg, Pa.
	94	Josh Taylor	6-1	278	r-Jr.	17	7	0	Miramar, Fla.
	92	Larry Ford	6-3	255	r-Sr.	26	1	0	Georgetown, S.C.
DE	97	Julian Miller	6-4	260	r-Jr.	31	19	1	Columbus, Ohio
	98	Will Clarke	6-6	265	r-Fr.	2	0	0	Pittsburgh, Pa.
	11	Bruce Irvin	6-3	235	Jr.	5	0	0	Atlanta, Ga.
SLB	52	Najee Goode	6-1	238	r-Jr.	31	7	5	Cleveland, Ohio
	47	Doug Rigg	6-1	215	Fr.	5	0	0	Oradell, N.J.
MLB	45	Anthony Leonard	6-1	246	r-Sr.	35	12	5	McKeesport, Pa.
	17	Branko Busick	6-0	231	r-Fr.	2	0	0	Stuebenville, Ohio
WLB	30	J.T. Thomas	6-2	225	r-Sr.	41	31	31	Ft. Lauderdale, Fla.
	52	Najee Goode	6-1	238	r-Jr.	31	7	5	Cleveland, Ohio
FC	22	Brandon Hogan	5-10	189	Sr.	38	26	16	Manassas, Va.
	23	Brodrick Jenkins	5-10	182	r-Fr.	5	0	0	Ft. Myers, Fla.
SS	28	Terence Garvin	6-3	215	So.	16	5	5	Baltimore, Md.
	33	Mike Dorsey	6-3	210	Fr.	5	0	0	Warren, Ohio
FS	2	Robert Sands	6-5	221	Jr.	31	23	14	Carol City, Fla.
	24	Eain Smith	5-11	204	r-Jr.	31	8	0	Miramar, Fla.
BS	4	Sidney Glover	5-11	207	Sr.	40	26	4	Warren, Ohio
	25	Darwin Cook	5-11	205	r-Fr.	3	0	0	Cleveland, Ohio
BC	8	Keith Tandy	5-10	198	r-Jr.	24	19	19	Hopkinsville, Ky.
	6	Pat Miller	5-10	183	So.	13	1	0	Birmingham, Ala.
Special Teams									
PK	40	Tyler Bitancourt	6-1	198	r-So.	18	0	0	Springfield, Va.
	44	Corey Smith	5-11	214	r-So.	5	0	0	Inwood, W.Va.
P	36	Greg Pugnetti	6-1	208	r-Sr.	5	0	0	Fairfax, Va.
	44	Corey Smith	5-11	214	r-So.	5	0	0	Inwood, W.Va.
KO	44	Corey Smith	5-11	214	r-So.	5	0	0	Inwood, W.Va.
	34	John Howard	5-11	198	r-Fr.	0	0	0	Cincinnati, Ohio
LSN	87	Cody Nutter	6-3	241	r-Jr.	18	0	0	Parkersburg, W.Va.
	48	Jeremy Kash	5-10	206	r-Sr.	39	0	0	Centerville, Ohio
or	52	Trent Lusk	5-9	194	r-So.	0	0	0	Morgantown, W.Va.
H	48	Jeremy Kash	5-10	206	r-Sr.	39	0	0	Centerville, Ohio
	36	Greg Pugnetti	6-1	208	r-Sr.	5	0	0	Fairfax, Va.
PR	9	Jock Sanders	5-7	179	Sr.	44	30	8	St. Petersburg, Fla.
	22	Brandon Hogan	5-10	189	Sr.	38	26	16	Manassas, Va.
KR	1	Tavon Austin	5-9	173	So.	18	9	5	Baltimore, Md.
	7	Noel Devine	5-8	180	Sr.	43	27	0	Ft. Myers, Fla.
	9	Jock Sanders	5-7	179	Sr.	44	30	8	St. Petersburg, Fla.
	22	Brandon Hogan	5-10	189	Sr.	38	26	16	Manassas, Va.

Career Starts	GP/GS	2010	2009	2008	2007
Jock Sanders, Sr., WR	44/30	5/5	13/11	13/12	13/2
Noel Devine, Sr., RB	43/27	5/4	13/10	13/12	12/1
Eric Jobe, r-Sr., OL	43/23	5/5	13/13	12/5	13/0
Chris Neild, r-Sr., DT	42/32	5/5	13/13	13/12	11/2
J.T. Thomas, r-Sr., LB	41/31	5/5	13/13	13/13	10/0
Pat Lazear, Sr., LB	41/16	2/0	13/13	13/2	13/0
Trippe Hale, r-Sr., DB	41/0	4/0	11/0	13/0	13/0
Sidney Glover, Sr., DB	40/25	5/4	12/10	11/10	12/0
Scooter Berry, r-Sr., DL	39/33	5/5	8/5	13/13	13/10
Brandon Hogan, Sr., WR/DB	39/27	4/4	13/13	12/9	10/1
Jeremy Kash, r-Sr., H	39/0	5/0	13/0	8/0	13/0
Will Johnson, Sr., WR/FB/TE	38/10	5/3	13/1	10/6	10/0
Anthony Leonard, r-Sr., LB	35/12	5/5	9/1	11/6	10/2
Robert Sands, Jr., DB	32/23	5/5	13/9	13/9	--
Julian Miller, r-Jr., DL	31/19	5/4	13/13	13/2	--
Don Barclay, r-Jr., OL	31/19	5/5	13/13	13/1	--
Najee Goode, r-Jr., LB	31/7	5/5	13/1	13/1	--
Eain Smith, r-Jr., DB	31/9	5/1	13/4	13/4	--
Ricky Kovatch, r-Jr., TE/FB	30/0	5/0	13/0	12/0	--
Tyler Urban, Jr., TE	29/12	3/1	13/7	13/4	--
Eddie Davis, r-Sr., DB/WR	26/0	4/0	13/0	4/0	4/0
Brad Starks, r-Jr., WR	25/11	5/1	12/8	9/2	--
Larry Ford, r-Sr., DL	25/1	3/0	9/1	13/0	--
Keith Tandy, r-Jr., DB	24/19	5/5	13/13	6/1	--
Josh Jenkins, Jr., OL	21/16	3/3	13/13	5/0	--
Joe Madsen, r-So., OL	18/18	5/5	13/13	--	--
Tavon Austin, So., WR/RB	18/9	5/5	13/4	--	--
Tyler Bitancourt, r-So., K	18/0	5/0	13/0	--	--
Cody Nutter, r-Sr., LS	18/0	5/0	13/0	--	--
Matt Timmerman, r-Sr., OL	18/0	5/0	12/0	--	1/0
Josh Taylor, r-Jr., DL	17/7	4/0	12/7	1/0	--
Matt Lindamood, r-So., TE/FB	17/0	5/0	12/0	--	--
Ryan Clarke, r-So., FB	17/1	5/0	12/1	--	--
Jeff Braun, r-So., OL	16/5	5/5	11/0	--	--
Terence Garvin, So., DB	15/5	5/5	10/0	--	--
Jorge Wright, r-So., DE	15/1	5/1	9/0	--	--
Pat Miller, So., DB	15/1	5/1	9/0	--	--
Geno Smith, So., QB	10/5	5/5	5/0	--	--
Shawne Alston, So., RB	10/0	5/0	5/0	--	--
John Bassler, r-So., OL	9/0	5/0	4/0	--	--
Chad Snodgrass, r-Jr., OL	8/0	4/0	4/0	--	--
J.D. Woods, r-So., WR	9/2	5/2	4/0	--	--
Lawrence Smith, r-So., DB	8/0	5/0	3/0	--	--
Tyler Anderson, Fr., LB	5/0	5/0	--	--	--
Stedman Bailey, Fr., WR	4/4	5/4	--	--	--
Bruce Irvin, Jr., DE	5/0	5/0	--	--	--
Chris Snook, r-Fr., TE	5/0	5/0	--	--	--
Cole Bowers, r-Fr., OL	5/2	5/2	--	--	--
Brantwon Bowser, r-Jr., DB	5/0	5/0	--	--	--
Brodrick Jenkins, r-Fr., DB	5/0	5/0	--	--	--
Gregg Pugnetti, r-Sr., P	5/0	5/0	--	--	--
Casey Vance, r-Jr., LB	5/0	5/0	--	--	--
Corey Smith, r-So., P/K	5/0	5/0	--	--	--
Doug Rigg, Fr., LB	5/0	5/0	--	--	--
Mike Dorsey, Fr., DB	5/0	5/0	--	--	--
Ivan McCartney, Fr., WR	5/0	5/0	--	--	--
Coley White, r-So., QB/WR	4/0	3/0	1/0	--	--
Daquan Hargrett, r-Fr., RB	4/0	4/0	--	--	--
Donovan Miles, r-Jr., LB	4/0	1/0	3/0	--	--
Ryan Nehlen, r-So., WR	4/0	2/0	2/0	--	--
J.B. Lageman, r-So., DE	3/0	2/0	1/0	--	--
Will Clarke, r-Fr., DE	2/0	2/0	--	--	--
Barry Brunetti, Fr., QB	2/0	2/0	--	--	--
Branko Busick, r-Fr., LB	2/0	2/0	--	--	--
Trey Johnson, Fr., RB	2/0	2/0	--	--	--
Tyler Rader, r-Jr., OL	2/0	2/0	--	--	--
Pat Eger, r-Fr., OL	2/0	2/0	--	--	--
C.J. Huffman, r-Jr., DL	1/0	1/0	--	--	--
Curtis Feigt, r-Fr., DL	1/0	1/0	--	--	--

Career Starts By Position



2010 Offense Game-By-Game Starters

Game	WR	WR	WR	WR	WR/TE	TE	LT	LG	C	RG	RT	FB	TB	TB	QB
Coastal Carolina	Bailey	Austin	Sanders	--	--	Urban	Barday	Jenkins	Madsen	Jobe	Braun	--	Devine	--	Smith
Marshall	Bailey	Austin	Sanders	Woods	--	--	Barday	Jenkins	Madsen	Jobe	Braun	--	Devine	--	Smith
Maryland	Bailey	Austin	Sanders	--	--	W. Johnson	Barday	Jenkins	Madsen	Jobe	Braun	--	Devine	--	Smith
LSU	Bailey	Austin	Sanders	--	--	W. Johnson	Barday	Jobe	Madsen	Bowers	Braun	--	Devine	--	Smith
UNLV	Bailey	Austin	Sanders	Woods	Starks	--	Barday	Jobe	Madsen	Bowers	Braun	--	--	--	--
USF															
UConn															
Syracuse															
Cincinnati															
Louisville															
Pitt															
Rutgers															

2010 Defense Game-By-Game Starters

Game	DE	NT	DT	Sam	Mike	Will	CB	SS	FS	BS	CB
Coastal Carolina	Berry	Neild	Miller	Goode	Leonard	Thomas	Hogan	Garvin	Sands	Smith	Tandy
Marshall	Berry	Neild	Miller	Goode	Leonard	Thomas	Hogan	Garvin	Sands	Glover	Tandy
Maryland	Berry	Neild	Miller	Goode	Leonard	Thomas	P. Miller	Garvin	Sands	Glover	Tandy
LSU	Berry	Neild	Wright	Goode	Leonard	Thomas	Hogan	Garvin	Sands	Glover	Tandy
UNLV	Berry	Neild	Miller	Goode	Leonard	Thomas	Hogan	Garvin	Sands	Glover	Tandy
USF											
UConn											
Syracuse											
Cincinnati											
Louisville											
Pitt											
Rutgers											

WVU's 20-yard plays in 2010

66.....	Sanders punt return (Maryland)
50.....	Austin kickoff return (Marshall)
50.....	Devine rush (Maryland)
48/TD	Devine rush (UNLV)
48/TD	Starks pass from Smith (UNLV)
41.....	Austin pass from Smith (UNLV)
39.....	Devine rush (CC)
38.....	Smith interception return (LSU)
38/TD	Starks pass from Smith (UNLV)
34/FG	Bitancurt FG (Marshall)
33.....	Austin pass from Smith (CC)
33/FG	Bitancurt FG (Marshall)
32.....	Sanders pass from Smith (Maryland)
31.....	Sanders rush (CC)
30.....	Austin pass from Smith (CC)
30.....	Bailey pass from Smith (Marshall)
29.....	Austin pass from Smith (Maryland)
28/TD	Devine rush (UNLV)
27.....	Sanders pass from Smith (Maryland)
26.....	Sanders pass from Smith (Marshall)
26/TD	Bailey pass from Smith (Maryland)
26.....	Tandy interception return (UNLV)
23.....	Clarke Rush (Marshall)
23/FG	Bitancurt 23 FG (Maryland)
23.....	Hogan kickoff return (LSU)
22.....	Johnson pass from Smith (CC)
22.....	Austin pass from Smith (Maryland)
22.....	Davis kickoff return (LSU)
22.....	Sanders pass from Smith (UNLV)
21/FG	Bitancurt FG (CC)
21.....	Austin pass from Smith (Marshall)
20.....	Bailey pass from Smith (Marshall)
20.....	Smith rush (Marshall)
20/FG	Bitancurt FG (Marshall)
20.....	Hogan kickoff return (LSU)

WVU Opponent's 20-yard plays in 2010

96/TD	Dobson pass from Anderson (Marshall)
80/TD	Smith pass from Robinson (Maryland)
60/TD	Smith pass from Robinson (Maryland)
60/TD	Peterson punt return (LSU)
55.....	Ward rush (Marshall)
53.....	Tate interception return (Maryland)
51.....	Knutson pass from Herring (UNLV)
49/FG	Jasper FG (LSU)
45.....	Cornett rush (UNLV)
37.....	Davenport 37 interception return (CC)
35/FG	Baltz FG (Maryland)
31.....	Smith Kickoff return (Maryland)
28.....	Ward rush (Marshall)
27.....	Smith kickoff return (Maryland)
26.....	Evans kickoff return (Marshall)
26.....	Randle kickoff return (UNLV)
25.....	Claiborne kickoff return (LSU)
24.....	Brooks kickoff return (LSU)
24.....	Sullivan kickoff return (UNLV)
23.....	Duran pass from MacDowall (CC)
23.....	Edmonson pass from Anderson (Marshall)
23/FG	Jasper FG (LSU)
22.....	O'Neal kickoff return (CC)
21.....	Whitley pass from MacDowall (CC)
21.....	Booker kickoff return (Marshall)
21.....	Watkins pass from Herring (UNLV)
20.....	Randle pass from Jefferson (LSU)

2010 WVU Scoring Drives

Opponent	Plays	Yds	Time	Result
Coastal Carolina	16	73	8:00	Woods 4 pass from Smith
Coastal Carolina	7	55	3:30	Bitancurt 21 FG
Coastal Carolina	3	19	1:21	Sanders 17 pass from Smith
Coastal Carolina	9	75	3:13	Clarke 1 rush
Coastal Carolina	5	62	1:11	Devine 4 rush
Marshall	9	42	5:12	Bitancurt 34 FG
Marshall	8	64	2:43	Bitancurt 33 FG
Marshall	9	96	3:16	Devin 4 rush
Marshall	15	98	2:57	Johnson 5 pass from Smith
Marshall	7	22	0:00	Bitancurt 20 FG
Maryland	7	77	2:51	Austin 6 pass from Smith
Maryland	5	51	2:12	Austin 5 pass from Smith
Maryland	7	62	2:25	Bailey 26 pass from Smith
Maryland	3	8	1:10	Bailey 5 pass from Smith
Maryland	16	76	8:46	Bitancurt 23 FG
LSU	10	53	5:05	Bailey 5 pass from Smith
LSU	2	30	0:25	Sanders 13 pass from Smith
UNLV	3	80	1:01	Starks 38 pass from Smith
UNLV	4	62	1:44	Devine 28 rush
UNLV	2	30	0:46	Sanders 10 rush
UNLV	5	67	2:27	Devine 48 rush
UNLV	1	48	0:10	Starks 48 pass from Smith
UNLV	6	34	2:33	Starks 4 pass from Smith
UNLV	11	46	4:30	Lindamood 1 rush

2010 Opponent Scoring Drives

Opponent	Plays	Yds	Time	Result
Marshall	6	80	2:17	Willson 8 pass from Anderson
Marshall	1	92	0:13	Dobson 96 pass from Anderson
Marshall	7	68	2:40	Wilson 12 pass from Anderson
Maryland	4	73	1:50	Smith pass from Robinson
Maryland	1	80	0:11	Smith pass from Robinson
Maryland	11	22	5:09	Baltz 35 FG
LSU	4	7	1:51	Ridley 1 rush
LSU	4	9	2:12	Jasper FG
LSU	0	0	0:00	Peterson punt return
LSU	14	72	7:07	Jasper FG
UNLV	9	62	4:09	Kohorst 39 FG
UNLV	9	65	3:57	Cornett 6 pass from Herring



Geno Smith

Career Single-Game Bests

Rushing Yards

Shawne Alston.....	32 vs. UNLV '10
Tavon Austin.....	19 vs. USF '09, UNLV '10
Barry Brunetti.....	4 vs. UNLV '10
Ryan Clarke.....	65 vs. Maryland '10
Eddie Davis.....	65 vs. E. Washington '06
Noel Devine.....	220 vs. Colorado '08
Daquan Hargrett.....	14 vs. UNLV '10
Trey Johnson.....	15 vs. UNLV '10
Matt Lindamood.....	16 vs. UNLV '10
Ivan McCartney.....	2 vs. UNLV '10
Jock Sanders.....	66 vs. Louisville '08
Geno Smith.....	19 vs. UNLV '10
Brad Starks.....	13 vs. Pitt '09
Coley White.....	7 vs. Marshall '09

Rushing Attempts

Shawne Alston.....	6 vs. Syracuse '09, UNLV '10
Tavon Austin.....	3 vs. Maryland '10
Barry Brunetti.....	1 vs. UNLV '10
Ryan Clarke.....	15 vs. Maryland '10
Eddie Davis.....	15 vs. E. Washington '06
Noel Devine.....	27 vs. Maryland '10
Daquan Hargrett.....	2 vs. UNLV '10
Trey Johnson.....	6 vs. UNLV '10
Matt Lindamood.....	4 vs. UNLV '10
Ivan McCartney.....	1 vs. UNLV '10
Jock Sanders.....	12 vs. Louisville '09
Geno Smith.....	14 vs. Marshall '10
Brad Starks.....	2 vs. Pitt '09
Coley White.....	3 vs. Marshall '09

Rushing Touchdowns

Tavon Austin.....	1 vs. Louisville '09
Ryan Clarke.....	2 vs. Colorado, Syracuse '09
Noel Devine.....	3 vs. Auburn '09
Jock Sanders.....	2 vs. Connecticut '08

Completions

Geno Smith.....	32 vs. Marshall '10
Barry Brunetti.....	3 vs. Coastal Carolina '10

Pass Attempts

Geno Smith.....	45 vs. Marshall '10
Barry Brunetti.....	5 vs. Coastal Carolina '10

Passing Yards

Geno Smith.....	316 vs. Marshall '10
Barry Brunetti.....	6 vs. UNLV '10

Passing Touchdowns

Geno Smith.....	4 vs. Maryland '10
-----------------	--------------------

Receptions

Shawne Alston.....	1 vs. Coastal Carolina '10
Tavon Austin.....	9 vs. Marshall '10
Stedman Bailey.....	5 vs. Marshall '10
Ryan Clarke.....	1 vs. Colorado, Syracuse '09, Maryland '10
Eddie Davis.....	1 vs. WMU '07
Noel Devine.....	10 vs. Marshall '10
Brandon Hogan.....	6 vs. East Carolina '07

Trey Johnson.....	1 vs. UNLV '10
Will Johnson.....	3 vs. Villanova '08
Ricky Kovatch.....	1 vs. Pitt '08
Matt Lindamood.....	1 vs. LSU '10
Jock Sanders.....	12 vs. Auburn '09
Brad Starks.....	5 vs. ECU, Cincy '09
Tyler Urban.....	2 vs. 4 teams latest CC '10
Coley White.....	2 vs. Coastal Carolina '10
J.D. Woods.....	2 vs. Coastal Carolina '10

Receiving Yards

Tavon Austin.....	106 vs. Maryland '10
Stedman Bailey.....	72 vs. Marshall '10
Ryan Clarke.....	9 vs. Colorado '09
Eddie Davis.....	2 vs. WMU '07
Noel Devine.....	62 vs. Marshall '10
Brandon Hogan.....	44 vs. East Carolina '07
Trey Johnson.....	6 vs. UNLV '10
Will Johnson.....	42 vs. Syracuse '09
Ricky Kovatch.....	19 vs. Pitt '08
Matt Lindamood.....	6 vs. LSU '10
Jock Sanders.....	115 vs. Auburn '09
Brad Starks.....	100 vs. UNLV '10
Tyler Urban.....	49 vs. Liberty '09
Coley White.....	3 vs. Coastal Carolina '10
J.D. Woods.....	19 vs. Marshall '10

Receiving Touchdowns

Tavon Austin.....	2 vs. Maryland '10
Stedman Bailey.....	2 vs. Maryland '10
Noel Devine.....	1 vs. Syracuse '09
Will Johnson.....	1 vs. 3 teams latest Marshall '10
Jock Sanders.....	2 vs. Villanova '08
Brad Starks.....	3 vs. UNLV '10
Tyler Urban.....	1 vs. 3 teams latest UConn '09
J.D. Woods.....	1 vs. Coastal Carolina '10

Tackles

Tyler Anderson.....	1 vs. Marshall, Maryland, UNLV '10
Travis Bell.....	2 vs. UNLV '10
Scooter Berry.....	6 vs. Louisville '07, UNLV '10
Brantwon Bowser.....	3 vs. Marshall '10, LSU '10
Branko Busick.....	3 vs. UNLV '10
Will Clarke.....	1 vs. Coastal Carolina '10
Darwin Cook.....	3 vs. Coastal Carolina '10
Eddie Davis.....	2 vs. Colorado '09
Mike Dorsey.....	3 vs. UNLV '10
Larry Ford.....	3 vs. Louisville '09
Terence Garvin.....	10 vs. Coastal Carolina '10
Sidney Glover.....	10 vs. Colorado '08
Najee Goode.....	10 vs. Marshall '10
Tripp Hale.....	5 vs. Connecticut '07
Brandon Hogan.....	11 vs. ECU, Cincy '09
J.B. Lageman.....	3 vs. Coastal Carolina '10
C.J. Huffman.....	1 vs. Coastal Carolina '10
Bruce Irvin.....	4 vs. Maryland '10
Brodrick Jenkins.....	4 vs. UNLV '10
Pat Lazear.....	11 vs. Connecticut '09
Anthony Leonard.....	16 vs. Auburn '08
Julian Miller.....	7 vs. Liberty '09
Pat Miller.....	7 vs. UNLV '10
Chris Neild.....	8 vs. Auburn '08
Doug Rigg.....	5 vs. LSU '10
Robert Sands.....	13 vs. Florida State '09
Eain Smith.....	6 vs. ECU '08
Lawrence Smith.....	3 vs. Liberty '09
Keith Tandy.....	10 vs. Pitt '09
Josh Taylor.....	4 vs. UConn '09, LSU '10
J.T. Thomas.....	11 vs. Cincinnati '08
Casey Vance.....	4 vs. Coastal Carolina '10
Jorge Wright.....	3 vs. Louisville '09, LSU '10

West Virginia Bests

Rushing Yards.....	569 vs. Washington & Lee 1923
Passing Yards.....	452 vs. Missouri 1998
Total Yards.....	674 vs. Washington & Lee 1923
Total First Downs.....	36 vs. Washington & Lee 1923
Low Rushing Yards All.....	30 vs. Florida 1981
Low Passing Yards All.....	0 vs. Pitt 1981
Low Total Yards Allowed.....	14 vs. Maryland 1919
Fewest First Downs All.....	0 vs. Maryland 1919
Longest TD run.....	96 vs. N. Illinois 1986
Longest Non-TD Run.....	79 vs. Louisville 2008
Longest TD Reception.....	96 vs. Penn State 1973
Longest Non-TD Reception.....	84 vs. Miami 2003
Points (Game).....	92 vs. Marshall 1916
Victory Margin.....	89 vs. Geneva 1951

West Virginia Bests - 2010 Decade

Rushing Yards.....	219 vs. UNLV '10
Passing Yards.....	316 vs. Marshall '10
Total Yards.....	469 vs. Marshall '10, Maryland '10
Total First Downs.....	28 vs. Marshall '10
First Downs Rushing.....	10 vs. Marshall '10, Maryland '10
First Downs Passing.....	16 vs. Marshall '10
Low Rushing Yards All.....	10 vs. Maryland '10
Low Passing Yards All.....	80 vs. LSU '10
Low Total Yards Allowed.....	186 vs. Coastal Carolina '10
Fewest First Downs All.....	9 vs. CC '10, Maryland '10
Fewest 1st Downs Rushing All.....	3 vs. Maryland '10
Fewest 1st Downs Passing All.....	3 vs. LSU '10
Longest TD run.....	48 vs. UNLV '10
Longest Non-TD Run.....	50 vs. Maryland '10
Longest TD Reception.....	48 vs. UNLV '10
Longest Non-TD Reception.....	41 vs. UNLV '10
Points (Game).....	49 vs. UNLV '10
Points (Half).....	35 vs. UNLV '10 (First)
Points (Qtr).....	21 vs. UNLV '10 (First)
Victory Margin.....	39 vs. UNLV '10



Pat Lazear

West Virginia Bests - Stewart Era

Rushing Yards.....	376 vs. Louisville '08
Passing Yards.....	334 vs. East Carolina '09
Total Yards.....	525 vs. Oklahoma '07
Total First Downs.....	28 vs. Marshall '10
First Downs Rushing.....	16 vs. Marshall '08
First Downs Passing.....	16 vs. Marshall '10
Low Rushing Allowed.....	10 vs. Maryland '10
Low Passing Yards Allowed.....	80 vs. LSU '10
Low Total Yards Allowed.....	158 vs. Marshall '08
Fewest 1st Downs Allowed.....	9 vs. CC '10, Maryland '10
Fewest 1st Downs Rushing All.....	2 vs. Syracuse '09
Fewest 1st Downs Passing All.....	3 vs. LSU '10
Longest TD run.....	92 vs. Syracuse '08
Longest Non-TD Run.....	79 vs. Louisville '08
Longest TD Reception.....	79 vs. Oklahoma '07
Longest Non-TD Reception.....	58 vs. Auburn '09
Points (Game).....	49 vs. UNLV '10
Points (Half).....	35 vs. UNLV '10 (First)
Points (Qtr).....	21 vs. UNLV '10 (First)
.....	21 vs. UConn '08 (Third)
.....	21 vs. Louisville '08 (Third)
.....	21 vs. North Carolina '08 (First)
.....	21 vs. Auburn '09 (First)
Victory Margin.....	39 vs. UNLV '10

2010 Single-Game Bests

Rushing Yards

Shawne Alston.....	32 vs. UNLV
Tavon Austin.....	19 vs. UNLV
Barry Brunetti.....	4 vs. UNLV
Ryan Clarke.....	65 vs. Maryland
Noel Devine.....	131 vs. Maryland
Daquan Hargrett.....	14 vs. UNLV
Trey Johnson.....	15 vs. UNLV
Matt Lindamood.....	16 vs. UNLV
Ivan McCartney.....	2 vs. UNLV
Jock Sanders.....	31 vs. Coastal Carolina
Geno Smith.....	19 vs. UNLV

Rushing Attempts

Shawne Alston.....	6 vs. UNLV
Tavon Austin.....	3 vs. Maryland
Barry Brunetti.....	1 vs. UNLV
Ryan Clarke.....	15 vs. Maryland
Noel Devine.....	27 vs. Maryland
Daquan Hargrett.....	2 vs. UNLV
Trey Johnson.....	6 vs. UNLV
Matt Lindamood.....	4 vs. UNLV
Ivan McCartney.....	1 vs. UNLV
Jock Sanders.....	2 vs. Maryland
Geno Smith.....	14 vs. Marshall

Rushing Touchdowns

Ryan Clarke.....	1 vs. Coastal Carolina
Noel Devine.....	2 vs. UNLV
Matt Lindamood.....	1 vs. UNLV
Jock Sanders.....	1 vs. UNLV

Completions

Geno Smith.....	32 vs. Marshall
Barry Brunetti.....	3 vs. Coastal Carolina

Pass Attempts

Geno Smith.....	45 vs. Marshall
Barry Brunetti.....	4 vs. UNLV

Passing Yards

Geno Smith.....	316 vs. Marshall
Barry Brunetti.....	6 vs. UNLV

Passing Touchdowns

Geno Smith.....	4 vs. Maryland
-----------------	----------------

Receptions

Shawne Alston.....	1 vs. Coastal Carolina
Tavon Austin.....	9 vs. Marshall
Stedman Bailey.....	5 vs. Marshall
Ryan Clarke.....	1 vs. Maryland
Noel Devine.....	10 vs. Marshall
Trey Johnson.....	1 vs. UNLV
Will Johnson.....	2 vs. Marshall
Matt Lindamood.....	1 vs. LSU
Jock Sanders.....	8 vs. Coastal Carolina
Brad Starks.....	4 vs. UNLV
Tyler Urban.....	2 vs. Coastal Carolina
Coley White.....	2 vs. Coastal Carolina
J.D. Woods.....	2 vs. Coastal Carolina

Receiving Yards

Tavon Austin.....	106 vs. Maryland
Stedman Bailey.....	72 vs. Marshall
Noel Devine.....	62 vs. Marshall
Trey Johnson.....	6 vs. UNLV



Brad Starks

Will Johnson.....	22 vs. Coastal Carolina
Matt Lindamood.....	6 vs. LSU
Jock Sanders.....	86 vs. Maryland
Brad Starks.....	100 vs. UNLV
Tyler Urban.....	5 vs. Coastal Carolina
Coley White.....	3 vs. Coastal Carolina
J.D. Woods.....	19 vs. Marshall

Receiving Touchdowns

Tavon Austin.....	2 vs. Maryland
Stedman Bailey.....	2 vs. Maryland
Jock Sanders.....	1 vs. Coastal Carolina, LSU
Brad Starks.....	3 vs. UNLV
Will Johnson.....	1 vs. Marshall
J.D. Woods.....	1 vs. Coastal Carolina

Tackles

Tyler Anderson.....	1 vs. Maryland, UNLV
Travis Bell.....	2 vs. UNLV
Scooter Berry.....	6 vs. UNLV
Brantwon Bowser.....	3 vs. Marshall, LSU
Branko Busick.....	3 vs. UNLV
Will Clarke.....	1 vs. Coastal Carolina
Darwin Cook.....	3 vs. Coastal Carolina
Mike Dorsey.....	3 vs. UNLV
Larry Ford.....	1 vs. UNLV
Terence Garvin.....	10 vs. Coastal Carolina
Najee Goode.....	10 vs. Marshall
Sidney Glover.....	7 vs. UNLV
C.J. Huffman.....	1 vs. Coastal Carolina
Brandon Hogan.....	6 vs. Marshall
Bruce Irvin.....	4 vs. Maryland
Brodrick Jenkins.....	4 vs. UNLV
J.B. Lageman.....	3 vs. Coastal Carolina
Pat Lazear.....	3 vs. UNLV
Anthony Leonard.....	9 vs. Marshall
Julian Miller.....	6 vs. Coastal Carolina, UNLV
Pat Miller.....	7 vs. UNLV
Chris Neild.....	6 vs. LSU
Doug Rigg.....	5 vs. LSU
Robert Sands.....	9 vs. LSU
Eain Smith.....	4 vs. Coastal Carolina
Lawrence Smith.....	2 vs. Coastal Carolina
Keith Tandy.....	4 vs. Marshall
Josh Taylor.....	4 vs. LSU
J.T. Thomas.....	8 vs. Marshall
Casey Vance.....	4 vs. Coastal Carolina
Jorge Wright.....	3 vs. LSU

2010 Home and Away

Rushing	Att-Yds-Avg	Avg/Gm
Home (3-0).....	127-604-4.8	201.3
Away (1-1).....	69-211-3.1	105.5
Passing	Att-Comp-Yds-TD-Int	Avg/Gm
Home (3-0).....	82-55-710-9-2	236.7
Away (1-1).....	74-46-435-3-1	217.5
Total Offense	Rush-Pass-Total	Avg/Gm
Home (3-0).....	604-710-1314	438.0
Away (1-1).....	211-435-646	323.0
Rush Defense	Att-Yds-Avg	Avg/Gm
Home (3-0).....	100-149-1.5	49.7
Away (1-1).....	63-285-4.5	142.5
Pass Defense	Att-Comp-Yds-TD-Int	Avg/Gm
Home (3-0).....	83-47-530-3-3	176.7
Away (1-1).....	31-52-309-3-2	154.5
Total Defense	Rush-Pass-Total	Avg/Gm
Home (3-0).....	149-530-679	226.3
Away (1-1).....	285-309-594	297.0


The Last Time ...

By The Mountaineers ...

30 Rushing Attempts: 33 by Steve Slaton vs. Marshall/Sept. 2, 2006
40 Rushing Attempts: 40 by Quincy Wilson vs. Rutgers/Oct. 11, 2003
100 Rushing Yards: 131 by Noel Devine against Maryland/Sept. 18, 2010
200 Rushing Yards: 220 by Noel Devine vs. Colorado/Oct. 1, 2009
75-Yard Run (no touchdown): 79 by Noel Devine at Louisville/Nov. 22, 2008
75-Yard Touchdown Run: 88 by Noel Devine vs. Pitt/Nov. 27, 2009
50-Yard Run (no touchdown): 50 by Noel Devine vs. Maryland/Sept. 18, 2010
50-Yard Touchdown Run: 88 by Noel Devine vs. Pitt/Nov. 27, 2009
2 Rushing Touchdowns: 2 by Noel Devine vs. UNLV/Oct. 9, 2010
3 Rushing Touchdowns: 3 by Noel Devine at Auburn/Sept. 19, 2009
Double 100-Yard Rushers: by Pat White (200) and Noel Devine (154) at Louisville/Nov. 22, 2008
Double 200-Yard Rushers: by Pat White (220) and Steve Slaton (215) at Pitt/Nov. 16, 2006
30 Pass Completions: 32 by Geno Smith at Marshall/Sept. 10, 2010
20 Pass Completions: 32 by Geno Smith at Marshall/Sept. 10, 2010
15 Pass Completions: 19 by Geno Smith against Maryland/Sept. 18, 2010
40 Pass Attempts: 45 by Geno Smith at Marshall/Sept. 10, 2010
35 Pass Attempts: 45 by Geno Smith at Marshall/Sept. 10, 2010
30 Pass Attempts: 45 by Geno Smith at Marshall/Sept. 10, 2010
3 Touchdown Passes: 3 by Geno Smith vs. UNLV/Oct. 9, 2010
4 Touchdown Passes: 4 by Geno Smith vs. Maryland/Sept. 18, 2010
5 or more Touchdown Passes: 5 by Pat White vs. Villanova, Aug. 30, 2008
300 Yards Passing: 316 by Geno Smith at Marshall/Sept. 10, 2010
400 Yards Passing: 429 by Marc Bulger vs. Missouri/Dec. 26, 1998
100 Yards Rushing and Passing: by Pat White (200/122) at Louisville/Nov. 22, 2008
200 Yards Rushing and Passing: by Pat White (220/204) at Pitt/Nov. 16, 2006
100 Yards Rushing and Receiving: by Steve Slaton (215/130) at Pitt/Nov. 16, 2006
300 Yards Total Offense: 329 by Geno Smith at Marshall/Sept. 10, 2010
400 Yards Total Offense: 407 by Jarrett Brown vs. East Carolina/Sept. 12, 2009
10 Receptions: 10 by Noel Devine at Marshall/Sept. 10, 2010
9 Receptions: 10 by Noel Devine at Marshall/Sept. 10, 2010
3 Touchdown Receptions: 3 by Brad Starks vs. UNLV/Oct. 9, 2010
2 Touchdown Receptions: 3 by Brad Starks vs. UNLV/Oct. 9, 2010
Two Players with 2 Touchdown Receptions: 2 by Tavon Austin and Stedman Bailey vs. Maryland/Sept. 18, 2010
Double 100-Yard Receivers: Shawn Foreman (115) and Khorl Ivy (113) at Pitt/Nov. 27, 1998
100 Yards Receiving: 100 by Brad Starks vs. UNLV/Oct. 9, 2010
150 Yards Receiving: 209 by Chris Henry at Syracuse/Nov. 22, 2003
200 Yards Receiving: 209 by Chris Henry at Syracuse/Nov. 22, 2003
75-Yard Touchdown Reception: 79 by Tito Gonzales from Pat White vs. Oklahoma/Jan. 2, 2008
50-Yard Touchdown Reception: 58 by Tavon Austin from Jarrett Brown vs. East Carolina/Sept. 12, 2009
50-Yard Reception (no touchdown): 58 by Brad Starks from Jarrett Brown at Auburn/Sept. 19, 2009
Rushing and Receiving Touchdown: by Jock Sanders at UConn/Nov. 1, 2008
2 Rushing and 2 Receiving Touchdowns: by Steve Slaton at Pitt/Nov. 16, 2006
Kickoff Return For Touchdown: 98 yards by Tavon Austin vs. UConn/Oct. 24, 2009
Returned Opening Kick for a Touchdown: 98 yards by Tavon Austin vs. UConn/Oct. 24, 2009
Punt Return For Touchdown: 50 yards by Vaughn Rivers at Mississippi State/Oct. 7, 2006
Punt Blocked and Returned For Touchdown: 1 yard by Thandi Smith (blocked, picked up and returned) at Rutgers/Oct. 8, 2005
Punt Blocked: by Kent Richardson at Rutgers/Dec. 5, 2009
Punt Blocked For Touchdown: Blocked by Jerry White and recovered by Joe Hunter vs. UCF/Nov. 1, 2003
Interception Return For Touchdown: 24 yards by Sidney Glover at Rutgers/Dec. 5, 2009
Interception Return For Touchdown by a Defensive Lineman: 19 yards by Keilen Dykes at Syracuse/Oct. 6, 2007
Two Interceptions Returned for Touchdown: by Shawn Hackett (41) and Grant Wiley (22) vs. Boston College/Sept. 2, 2000
50-Yard Field Goal: 52 yards by Pat McAfee vs. Cincinnati/Nov. 8, 2008
Field Goal Blocked: by Mike Lorello vs. Syracuse/Oct. 21, 2004
Missed an Extra Point: by Tyler Bitancourt at Auburn/Sept. 19, 2009
Two Interceptions in a Game: 2 by Keith Tandy vs. UNLV/Oct. 9, 2010
Three Interceptions in a Game: 3 by Vann Washington vs. Louisiana Tech/Oct. 29, 1994
Four Interceptions in a Game: 4 by Mike Slater vs. Kentucky/Nov. 1, 1969
Intercepted Fumble Returned For Touchdown: no instance yet found
Fumble Recovered/Returned For Touchdown: 44 yards by Eric Wicks vs. Louisville/Nov. 8, 2007
Fumble Recovered For Touchdown: 0 yards by Reed Williams vs. Connecticut/Nov. 24, 2007
Two-Point Conversion By Rush: Pat White vs. Cincinnati/Nov. 8, 2008
Two-Point Conversion By Pass: Jock Sanders from Geno Smith at Marshall/Sept. 10, 2010
Defensive Extra Point: Matt Taffoni interception return at Pitt/Oct. 15, 1994
Extra Point Blocked: by Rick Sherrod at Maryland/Sept. 29, 2001
Punt Blocked For Safety: by Phil Braxton at Temple/Sept. 29, 2000
Team Gained 300 Yards Rushing: 376 at Louisville/Nov. 22, 2008
Team Gained 400 Yards Rushing: 437 at Pitt/Nov. 16, 2006
Team Gained 500 Yards Rushing: 517 vs. Connecticut/Nov. 24, 2007
Team Failed To Gain 100 Yards Rushing: 58 at LSU/Sept. 25, 2010
Team Failed To Gain 50 Yards Rushing: 33 vs. Virginia Tech/Oct. 6, 2001
Team Gained 300 Yards Passing: 316 at Marshall/Sept. 10, 2010
Team Gained 400 Yards Passing: 452 vs. Missouri/Dec. 26, 1998
Team Failed To Gain 100 Yards Passing: 98 vs. Cincinnati/Nov. 8, 2008
Team Gained 500 Yards Total Offense: 509 at Auburn/Sept. 19, 2009
Team Gained 600 Yards Total Offense: 624 against Connecticut/Nov. 24, 2007
Team Failed To Gain 200 Yards Total Offense: 177 at LSU/Sept. 25, 2010
Team Failed To Get A First Down: no instance yet found
Team Failed To Get A Rushing First Down: vs. Texas Western/Nov. 25, 1950
Team Failed To Get A Passing First Down: vs. South Carolina/Dec. 30, 1969
Team Had Six Turnovers: five interceptions, one fumble at Auburn/Sept. 19, 2009
Successful Fake Punt: 18-yard run by Zac Cooper vs. Rutgers/Oct. 4, 2008
Scored 60+ Points: 66 vs. Connecticut/Nov. 24, 2007



Ryan Clarke



Tyler Bitancourt

Scored 50+ Points: 55 at Syracuse/Oct. 6, 2007
Scored 40+ Points: 49 vs. UNLV/Oct. 9, 2010
Scored 30+ Points: 49 vs. UNLV/Oct. 9, 2010
Shutout Recorded: 31-0 vs. Coastal Carolina/Sept. 4, 2010
Safety Scored: when Julian Miller tackled USF's Jamar Taylor in end zone/Oct. 30, 2009
Two Safeties Scored: at Syracuse/Sept. 25, 2000
Played An Overtime Game: 24-21/W - OT at Marshall/Sept. 10, 2010
Won Game Without An Offensive TD: at Syracuse/Sept. 5, 2005
Won Game Without a Rushing TD: vs. Maryland/Sept. 18, 2010

Versus West Virginia ...

30 Rushing Attempts: 33 by Darius Ashley of Louisville/Nov 7, 2009
100 Rushing Yards: 116 by Stevan Ridley of LSU/Sept. 25, 2010
200 Rushing Yards: 204 by William Green of Boston College/Sept. 1, 2001
75-Yard Run: 84 by Joshua Cribbs of Kent State/Sept. 22, 2001
50-Yard Touchdown Run: 52 by Thomas Brown of Georgia/Jan. 2, 2006
50-Yard Non-Touchdown Run: 52 by Isaiah Pead of Cincinnati/Nov. 13, 2009
3 Rushing Touchdowns: 4 by Michael Bush of Louisville/Oct. 15, 2005
2 Players Rushing for 100 Yards: by Leon Washington (195) and Lorenzo Booker (101) of Florida State/Jan. 1, 2005
20 Pass Completions: 25 by Brian Anderson of Marshall/Sept. 10, 2010
30 Pass Completions: 31 by Brian Brohm of Louisville/Oct. 15, 2005
50 Pass Attempts: 52 by Cody Hawkins of Colorado/Oct. 1, 2009
40 Pass Attempts: 41 by Cody Endres of UConn/Oct. 24, 2009
30 Pass Attempts: 30 by Bill Stull of Pitt/Nov. 27, 2009
3 Touchdown Passes: 3 by Brian Anderson of Marshall/Sept. 10, 2010
4 Touchdown Passes: 4 by Chris Todd of Auburn/Sept. 19, 2009
300 Yards Passing: 378 by Cody Endres of UConn/Oct. 24, 2009
400 Yards Passing: 419 by Rod Rutherford of Pitt/Nov. 15, 2003
100 Yards Rushing & 200 Yards Passing: by B.J. Daniels of USF (104/232)/Oct. 30, 2009
100 Yards Rushing & 100 Yards Passing: by B.J. Daniels of USF (104/232)/Oct. 30, 2009
300 Yards Total Offense: 336 by B.J. Daniels of USF/Oct. 30, 2009
10 Receptions: 11 by Cody Slate of Marshall/Oct. 17, 2009
2 Touchdown Receptions: 2 by Torrey Smith of Maryland/Sept. 18, 2010
3 Touchdown Receptions: 3 by Darvin Adams of Auburn/Sept. 19, 2009
100 Yards Receiving: 149 by Torrey Smith of Maryland/Sept. 18, 2010
150 Yards Receiving: 157 by Marcus Easley of UConn/Oct. 24, 2009
200-Yards Receiving: 217 by Hakeem Nicks of North Carolina/Dec. 27, 2008
Double 100-Yard Receivers: Harry Douglas (116) and Mario Urrutia (113) of Louisville /Nov. 2, 2006
50-Yard Reception (no touchdown): 69 by Carlton Mitchell from B.J. Daniels of USF /Oct. 30, 2009
50-Yard Touchdown Reception: 80 by Torrey Smith by Mohamed Sanu from Jamarr Robinson of Maryland/Sept. 18, 2010
75-Yard Touchdown Reception: 80 by Torrey Smith by Mohamed Sanu from Jamarr Robinson of Maryland/Sept. 18, 2010
Rushing and Receiving Touchdown: by Mike Brown of Liberty/Sept. 5, 2009
Kickoff Return For Touchdown: 91 yards by Joe Lefeged of Rutgers/Dec. 5, 2009
Opening Kickoff Return for Touchdown: 100 yards by Mardy Gilyard of Cincinnati/Nov. 8, 2008
Punt Return For Touchdown: 60 yards by Patrick Peterson of LSU/Sept. 25, 2010
2 Players Return Punts For Touchdown: by DeJuan Tribble (41) and Will Blackmon (71) of Boston College/Nov. 13, 2004
Punt Blocked/Recovered in End Zone For Touchdown: blocked by Alex Lewis and recovered in end zone by Kareem Timbers of Wisconsin/Aug. 30, 2003
Punt Blocked/Returned For Touchdown: blocked by Marcus Gildersleeve and returned 17 yards by Ricky Hall of Virginia Tech/Oct. 31, 1998
Interception Return For Touchdown: 15 yards by Craig Stevens of Auburn/Sept. 19, 2009
50-Yard Field Goal: 53 by Patrick Shadle of Syracuse/Oct. 11, 2008
Field Goal Blocked: by Patrick Peterson of LSU/Sept. 25, 2010
Blocked Field Goal Returned For Touchdown: 74 yards by Vincent Fuller of Virginia Tech/Oct. 2, 2004
Intercepted Fumble Returned For Touchdown: 75 yards by Tim Quense of Pitt/Oct. 1, 1983
Fumble Recovered/Returned For Touchdown: 9 yards by George Selvie of USF /Nov. 25, 2006
Two-Point Conversion By Rush: by Tom Savage of Rutgers/Dec. 5, 2009
Two-Point Conversion By Pass: by Domenick Goodman from Nick Davila of Cincinnati/Nov. 11, 2006
Defensive Extra Point: has not yet occurred
Extra Point Blocked: by Micah Kimball of Virginia/Dec. 28, 2002
Punt Blocked For Safety: by Chris Nofoaiga of Idaho/Oct. 7, 2000
Team Gained 300 Yards Rushing: 301 by Florida State/Jan. 1, 2005
Team Gained 200 Yards Rushing: 221 by Florida State/Jan. 1, 2010
Team Failed To Gain 100 Yards Rushing: Minus-10 by Maryland/Sept. 18, 2010
Team Gained 300 Yards Passing: 378 by UConn/Oct. 24, 2009
Team Gained 400 Yards Passing: 419 by Pitt/Nov. 15, 2003
Team Failed To Gain 100 Yards Passing: 80 by LSU/Sept. 25, 2010
Team Gained 500 Yards Total Offense: 501 by UConn/Oct. 24, 2009
Team Failed To Gain 250 Yards Total Offense: 230 by LSU/Sept. 25, 2010
Team Failed To Gain 200 Yards Total Offense: 186 by Coastal Carolina/Sept. 4, 2010
Team Failed To Gain 100 Yards Total Offense: 90 by Rutgers/Oct. 12, 2002
Team Failed To Get A First Down: no instance yet found
Team Failed To Get A Rushing First Down: by Western Michigan/Sept. 7, 1996
Team Failed To Get A Passing First Down: by Pitt/Oct. 10, 1981
Successful Fake Punt: by Jon Limbright of Navy, 10-yard rush/Oct. 3, 1998
Team Scored 50+ Points: 51 by Penn State/Oct. 26, 1991
Team Scored 40+ Points: 41 by Auburn/Sept. 19, 2009
Team Scored 30+ Points: 33 by Florida State/Jan. 1, 2010
Shutout Recorded: 35-0 by Virginia Tech/Oct. 6, 2001
Safety Scored: by North Carolina/Dec. 27, 2008



Scooter Berry



Brandon Hogan

Game I: The Coastal Carolina Game

No. 25/T24 West Virginia 31, Coastal Carolina 0 • Sept. 4, 2010 • Morgantown, W.Va.

West Virginia started the 2010 football season off with a 31-0 shutout of Coastal Carolina at Milan Puskar Stadium.

The stingy play of the Mountaineer defense brought the first shutout for West Virginia since 2005 and the first home shutout since 1997.

The Geno Smith era at quarterback got started on solid ground as the sophomore completed 20 of 27 passes for 216 yards and two touchdowns. Smith's passing totals were the second-best by a WVU QB in his starting debut during the last 13 seasons.

The Smith-led offense took the game's opening drive and marched 73 yards in 16 plays to get the scoring started. On fourth-and-goal, Smith connected with receiver J.D. Woods for a four-yard touchdown pass and a quick 7-0 WVU advantage.

Early in the second quarter, West Virginia extended its lead to 10-0, when kicker Tyler Bitancurt connected on a 21-yard field goal to end a seven-play, 55-yard drive.

Coastal Carolina's best chance to score in the first half came when Dominique Davenport intercepted a Smith pass and returned it 37 yards to the WVU 21-yard line. However, on the next play, WVU's Brandon Hogan intercepted Coastal quarterback Zach McDowall in the end zone to keep the Chanticleers scoreless heading into the half.

Two scores by West Virginia in the third quarter put the game away. First, Jock Sanders hauled in a 17-yard touchdown strike from Smith at the 13:32 mark, which was set up when Robert Sands forced a Chanticleer fumble on the second half kickoff, which was recovered by WVU's Darwin Cook at the Coastal 19-yard line.

With just 1:44 left in the third, fullback Ryan Clarke dove over from the one-yard line to give the Mountaineers a 24-0 lead. Clarke's score ended a strong nine-play, 75-yard drive for the Mountaineers, highlighted by Smith completions of 19 and 33 yards to his receivers.

West Virginia closed out the game's scoring with 14:11 left when tailback Noel Devine scored his first touchdown of the season and 25th of his career.

Devine's four-yard run ended a 62-yard drive by the Mountaineers, as he rushed for 55 of the 62 yards in the drive.

The Mountaineer defense halted four more Coastal Carolina possessions in the final quarter to preserve the opening day shutout that saw 68 Mountaineers play.

Aside from Smith's solid numbers, Devine totaled 111 yards rushing on 23 carries for a 4.8 yards per carry average. Devine's totals marked his 16th-career 100-yard rushing game, and WVU improved to 13-3 all-time when he rushes for 100

or more yards. Sanders rushed for 31 yards and caught a game-high eight passes for 71 yards. Receiver Tavon Austin caught five passes for 90 yards with a long of 33, while Woods' first collegiate catch was good for the game's first score.

The Mountaineer defense was led by safety Terence Garvin with 10 tackles, followed by linebacker Anthony Leonard and defensive lineman Julian Miller with six.

West Virginia rushed for 184 yards and passed for 216 to total an even 400 yards of total offense. The Mountaineer defense played a huge role in the game, holding the Chanticleers to just 63 yards rushing, 123 yards passing and 186 yards of total offense. Coastal Carolina averaged just 1.9 yards per rush and 3.1 yards per play against the veteran Mountaineer defense.

The 31-point win was the largest margin of victory for a Bill Stewart-led team at West Virginia. WVU is 59-1 in its last 60 games when scoring more than 30 points. The Mountaineers improved to 95-29-4 all-time in season openers and 93-18-2 all-time in home openers. Since the 2000 season, West Virginia is now 11-0 all-time against NCAA FCS opponents.



J.D. Woods

Scoring and Statistical Summary

	1	2	3	4	F
Coastal Carolina	0	0	0	0	0
West Virginia	7	3	14	7	31

- 1st** WVU - J.D. Woods 4 pass from Geno Smith (Tyler Bitancurt kick)
- 2nd** WVU - Bitancurt 21 FG
- 3rd** WVU - Jock Sanders 17 pass from Smith (Bitancurt kick)
WVU - Ryan Clarke 1 rush (Bitancurt kick)
- 4th** WVU - Noel Devine 4 rush (Bitancurt kick)

	CCU	WVU
First Downs	9	18
Rushes/Yards	33/63	39/184
Passing Yardage	123	216
Passes	14/27/1	23/32/1
Punts	8/281/35.1	6/295/49.2
Fumbles/Lost	1/1	2/2
Return Yardage	40	10
Penalties/Yards	6/40	3/25
Time of Possession	27:51	32:09

WVU RUSHING: Devine 23-111; **WVU PASSING:** Smith 20-27-1-216; **WVU RECEIVING:** Sanders 8-71, Austin 5-90; **WVU TACKLES (TFL/QS):** Garvin 10 (1/0), Leonard 6 (1/0); J. Miller 6 (1/0); **WVU INTERCEPTIONS:** Hogan.

CCU RUSHING: O'Neal 15-33, Height 5-26, Whitener 8-19; **CCU PASSING:** MacDowall 13-26-1-119; **CCU RECEIVING:** Duran 4-64, Whitley 3-36; **CCU TACKLES (TFL/QS):** Jacobs 11 (2/0), Stewart 8, Jolly 7; **CCU INTERCEPTIONS:** Davenport.

Attendance - 57,862

Game 2: The Marshall Game - "Friends of Coal Bowl 5"

No. 23/22 West Virginia 24, Marshall 21 (OT) • Sept. 10, 2010 • Huntington, W.Va.

West Virginia rallied from a 15-point deficit in the final 8:28 of the game to force overtime and defeat Marshall, 24-21, in the Friends of Coal Bowl.

Needing two big drives late in the fourth quarter, the Mountaineer offense responded with a nine-play, 96-yard drive, followed by an 18-play, 98-yard drive to stun the Marshall faithful and record the come-from-behind victory.

Marshall started quickly and took the opening kickoff 80 yards in just six plays for a 7-0 lead, when quarterback Brian Anderson hit Antavious Wilson on an eight-yard scoring strike. The scoring drive was highlighted by a 55-yard run by Thundering Herd tailback Martin Ward.

West Virginia responded on its first drive, marching 42 yards in nine plays and coming away with a 34-yard Tyler Bitancurt field goal to cut the Herd lead to 7-3 with 7:31 remaining in the opening quarter.

West Virginia's offense continued to move the ball in the first half, but the Mountaineer drives eventually stalled, while Marshall hit for the big play.

At the 11:15 mark of the second quarter, the Herd was backed up to its own four-yard line when Anderson unleashed a bomb and connected with receiver Aaron Dobson for a 96-yard touchdown pass, giving Marshall a 14-3 lead at the half.

West Virginia's Tavon Austin returned the second half kickoff 50 yards, but a fumble on the second play of scrimmage cost the Mountaineers a chance at points. WVU then used a Bitancurt 33-yard field goal to put the score at 14-6 in favor of the Herd, but that was all the scoring for either team in the third quarter after Marshall blocked a Bitancurt field goal attempt at the 2:35 mark.

The Herd used the blocked field goal to its advantage and marched 68 yards to open a 21-6 advantage at the start of the fourth quarter, when Anderson found Wilson for his second TD reception in the game.

The two teams traded drives before Marshall seemed in total control by forcing a Geno Smith fumble at the 10:17 mark of the fourth. But, the Mountaineers gained new life when the Herd's Tron Martinez fumbled deep in WVU territory with 8:28 left in the contest.

Nine plays later, WVU tailback Noel Devine rushed in from four yards away to cut the Herd lead to 21-13. The Mountaineer defense needed a stop and got it, as the Herd returned the ball at the 3:09 mark of the fourth with the Mountaineers 98 yards away from the end zone.

Highlighting the 15-play drive was a Smith rush for 20 yards, and the sophomore quarterback completed 9-of-12 passes in the drive, finding tight end Will Johnson in the back of the end

zone for a five-yard score with just 12 seconds left. Smith then hit Jock Sanders for the two-point conversion to complete the comeback and force overtime.

In the first overtime, WVU drove to the three, and came away with a 20-yard field goal by Bitancurt. Marshall was stopped after three plays and was forced to try a 39-yard field goal, and the game ended as Tyler Warner's attempt went wide right and silenced the Joan C. Edwards Stadium record crowd of 41,382.

Smith finished with 316 yards passing and Devine with 112 rushing as the Mountaineers totaled 469 yards of total offense. WVU collected 194 yards in 24 plays on its final two drives in regulation. Linebacker Najee Goode led the defense with 10 stops.

For the Herd, Anderson passed for 229 yards and Dobson led all receivers with 120 yards, as Marshall finished the game with 364 yards of total offense. Linebacker Mario Harvey was strong with 16 tackles.

With the win, West Virginia upped its record to 10-0 all-time against Marshall and 3-0 all-time in Huntington.



Scoring and Statistical Summary

	1	2	3	4	OT	F
West Virginia	3	0	3	15	3	24
Marshall	7	7	0	7	0	21

1st	MAR - Antavious Wilson 8 pass from Brian Anderson (Tyler Warner kick)
	WVU - Tyler Bitancurt 34 FG
2nd	MAR - Aaron Dobson 96 pass from Anderson (Warner kick)
3rd	WVU - Bitancurt 33 FG
4th	MAR - Wilson 12 pass from Anderson (Warner kick)
	WVU - Noel Devine 4 rush (Bitancurt kick)
	WVU - Will Johnson 5 pass from Geno Smith (Jock Sanders pass from Smith)
1OT	WVU - Bitancurt 20 FG

	WVU	MAR
First Downs	28	16
Rushes/Yards	42/153	27/135
Passing Yardage	316	229
Passes	32/45/0	20/29/0
Punts	4/155/38.8	7/282/40.3
Fumbles/Lost	4/2	3/1
Return Yardage	0	8
Penalties/Yards	8/65	7/66
Time of Possession	33:45	26:15

WVU RUSHING: Devine 23-118; **WVU PASSING:** Smith 32-45-0-316; **WVU RECEIVING:** Devine 10-62, Austin 9-85, Bailey 5-72, Sanders 5-57; **WVU TACKLES (TFL/QS):** Goode 10, Leonard 9 (1/0), Thomas 8 (1/0), Garvin 7; **WVU INTERCEPTIONS:** None.

MAR RUSHING: Ward 11-101; **MAR PASSING:** Anderson 20-29-0-229; **MAR RECEIVING:** Dobson 4-120, Smith 4-39; **MAR TACKLES (TFL/QS):** Harvey 16 (3/1), D. Brown 13, Curry 11 (3/2), O. Brown 11; **MAR INTERCEPTIONS:** None.

Attendance - 41,382

Game 3: The Maryland Game

No. 21/21 West Virginia 31, Maryland 17 • Sept. 18, 2010 • Morgantown, W.Va.

West Virginia started quickly and never looked back in defeating Maryland 31-17 in front of 60,122 fans at Milan Puskar Stadium.

West Virginia quarterback Geno Smith completed his first 10 passes, and engineered four scoring drives en-route to a 28-0 lead.

The Mountaineer defense held Maryland to -10 yards rushing, while collecting eight sacks for a loss of 65 yards and nine total tackles for a loss of 66 yards in a strong overall performance for the Mountaineers.

By taking the game's opening drive 77 yards in seven plays, West Virginia jumped out to a 7-0 lead, when Smith hit receiver Tavon Austin in the corner of the end zone for a six-yard scoring pass.

On its next possession, West Virginia went up 14-0 when Smith found Austin in the same corner, this time from five-yards out at the 8:09 mark of the first quarter. This drive accounted for 51 yards in five plays.

In the second quarter, West Virginia extended its lead to 21-0 at the 12:35 mark, when Smith threw his third touchdown pass in the game, a 26-yard strike to Stedman Bailey, to end a 62-yard drive, and give the Mountaineers a 21-0 lead at the half.

The first half was totally dominated by the Mountaineers and not only on the scoreboard. WVU out rushed the Terrapins 119-2 and out passed the Terps 226-61 in building up the 21-point cushion.

The storyline continued at the start of the second half. After forcing Maryland to punt on downs, West Virginia's Jock Sanders returned a punt 66 yards to set up WVU's fourth score in the game. Smith connected on his fourth touchdown pass in the contest, when he hit Bailey from five-yards out for a 28-0 West Virginia advantage.

Down 28, Maryland came to life and scored 17 unanswered points to make the game interesting in the fourth quarter.

Terp quarterback Jamarr Robinson connected with receiver Torrey Smith for a 60-yard touchdown reception, and then followed two drives later with an 80-yard touchdown bomb to Smith to cut the deficit to 28-14 heading into the fourth quarter.

After Maryland intercepted a WVU trick pass from Sanders, the Terps were in business again and came away with a 35-yard field goal by Travis Baltz to put the score at 28-17 in favor of WVU with 11:59 left in the game.

However, the trick plays were over and the West Virginia offense embarked on a power drive that essentially put the game away. The Mountaineers used up 8:46 of clock in a 16-play, 76-yard drive that ended with a 23-yard Tyler Bitancurt field goal for a 31-17 lead.


Fullback Ryan Clarke was key in the drive as he accounted for 43 of the 76 yards, and rushed on eight-straight plays to power the West Virginia offense down the field and put the game away.

Smith finished with four touchdown passes and 268 yards passing, while Noel Devine turned in 131 yards, giving him three straight 100-yard games to start the season. Austin led the WVU receivers with 106 yards receiving, and linebacker Anthony Leonard led the defense with eight tackles as five different players collected TFLs and sacks against the Terps.

Robinson passed for 227 yards, and Smith had three catches for 149 yards to lead Maryland, while the Terp defense was paced by the strong performance of Alex Wujciak with 16 stops.

West Virginia rushed for 201 yards and passed for 268 to total 469 yards of total offense. Maryland ended with -10 yards on the ground and 227 passing to total 217 yards of total offense against the stingy WVU defense.

The win gave the Mountaineers their fifth-straight victory, a school best, in the series over Maryland and a 24-21-2 overall record against the Terrapins.



Scoring and Statistical Summary

	1	2	3	4	F
Maryland.....	0	0	14	3	17
West Virginia	14	7	7	3	31

1st	WVU - Tavon Austin 6 pass from Geno Smith (Tyler Bitancurt kick)
	WVU - Austin 5 pass from Smith (Bitancurt kick)
2nd	WVU - Stedman Bailey 26 pass from Smith (Bitancurt kick)
3rd	WVU - Bailey 5 pass from Smith (Bitancurt kick)
	MD - Torrey Smith 60 pass from Jamarr Robinson (Travis Baltz)
	MD - Smith 80 pass from Robinson (Baltz kick)
4th	MD - Baltz 35 FG
	WVU - Bitancurt 23 FG

	MD	WVU
First Downs.....	9	24
Rushes/Yards.....	27/10	55/201
Passing Yardage.....	227	268
Passes.....	13/24/0	19/30/1
Punts.....	7/317/45.3	4/158/39.5
Fumbles/Lost.....	2/1	3/2
Return Yardage.....	60	69
Penalties/Yards.....	10/77	9/66
Time of Possession.....	22:58	37:02

WVU RUSHING: Devine 27-131, Clarke 15-65; **WVU PASSING:** Smith 19-29-0-268; **WVU RECEIVING:** Austin 7-106, Sanders 6-86, Bailey 4-60; **WVU TACKLES (TFL/QS):** Leonard 8 (2/1), Thomas 7, Irvin 4 (3/3), Berry 4 (2/2), Neild 4 (1/1); **WVU INTERCEPTIONS:** None.

MD RUSHING: Meggett 9-30; **MD PASSING:** Robinson 13-24-0-227; **MD RECEIVING:** Smith 3-149; **MD TACKLES (TFL/QS):** Wujciak 16; Moten 10 (1/1); **MD INTERCEPTIONS:** Tate.

Attendance - 60,122

Game 4: The LSU Game

No. 15/12 LSU 20, No. 22/21 West Virginia 14 • Sept. 25, 2010 • Baton Rouge, La.

LSU took advantage of two West Virginia turnovers to defeat the Mountaineers, 20-14, before 92,575 fans at Tiger Stadium.

Along with the miscues, LSU also used a 60-yard punt return from Patrick Peterson to jump out to a 17-0 lead in the second quarter, before the Mountaineers got on track and made a game of it in the second half.

West Virginia had the first scoring opportunity after cornerback Keith Tandy intercepted a Jordan Jefferson pass. The WVU offense then marched 67 yards in nine plays, but came away empty when kicker Tyler Bitancurt's 28-yard field goal attempt was blocked.

The first points in the game came when the Tigers capitalized on a Mountaineer fumble at their own seven-yard line. Four plays later, Stevan Ridley powered in from one-yard away for a 7-0 LSU lead.

On its next possession, West Virginia quarterback Geno Smith was picked off by Tyrann Mathieu at the Mountaineer 41-yard line, which led to a 49-yard Tiger field goal by Josh Jasper, giving LSU a 10-0 lead at the 11:54 mark of the second quarter.

Three plays later, LSU grabbed a commanding 17-0 lead when the Tiger defense forced West Virginia to punt and Peterson returned Gregg Pugnetti's punt 60 yards for the score.

West Virginia's offense got on the scoreboard with 0:48 left in the half when Smith connected with receiver Stedman Bailey for a five-yard score, ending a 10-play, 53-yard drive and cutting the LSU lead to 17-7.

The Mountaineers capitalized on the big play early in the third quarter when defensive back Eain Smith intercepted Jefferson on the opening possession and returned the ball 38 yards to the LSU 15-yard line.

Two plays later, West Virginia cut LSU's lead to 17-14 when Smith hit for his second touchdown pass in the game, this time to receiver Jock Sanders on a 13-yard toss.

However, three points was as close as the Mountaineers would come as the Tigers extended their lead back to six, 20-14, at the 14:56 mark of the fourth quarter on Jasper's 23-yard field goal.

While the Mountaineer defense continued to hold the Tiger offense off the board for the rest of the fourth quarter, the offense could not do anything with the bigger and faster LSU defense.

Trailing just 20-14, West Virginia's offense had three possessions in the fourth quarter to try and take the lead and finish out the comeback, but could not produce any points against the vaunted Tiger defense.

Final numbers in the game showed West Vir-

ginia star tailback Noel Devine with just 37 yards on 14 carries as he battled a toe injury suffered in the first quarter. Smith finished with 119 yards passing and two scores, while Sanders led the Mountaineer receivers with five catches for 47 yards. Safety Robert Sands led the West Virginia defense with nine tackles and one tackle for loss of six yards.

For LSU, tailback Ridley finished with 116 yards rushing and one score. Jefferson passed for just 75 yards with 38 of them going to receiver Rueben Randle on his four catches. Linebacker Kelvin Sheppard led the LSU defensive effort with 11 stops.

Final totals showed West Virginia with 58 yards rushing and 119 passing for 177 yards of total offense. LSU managed just 80 yards passing against the WVU defense, but countered that with 150 yards rushing to total 230 yards of offense.

The loss dropped West Virginia to 3-1, while LSU improved to 4-0.



Stedman Bailey

Scoring and Statistical Summary

	1	2	3	4	F
West Virginia.....	0	7	7	0	14
LSU.....	7	10	0	3	20

1st	LSU - Stevan Ridley 1 rush (Josh Jasper kick)
2nd	LSU - Jasper 49 FG LSU - Patrick Peterson 60 punt return (Jasper kick) WVU - Stedman Bailey 5 pass from Geno Smith (Tyler Bitancurt kick)
3rd	WVU - Jock Sanders 13 pass from Smith (Bitancurt kick)
4th	LSU - Jasper 23 FG

	WVU	LSU
First Downs.....	14	12
Rushes/Yards.....	27/58	36/150
Passing Yardage.....	119	80
Passes.....	14/29/1	11/23/2
Punts.....	6/241/40.2	6/265/38.8
Fumbles/Lost.....	1/1	0/0
Return Yardage.....	57	90
Penalties/Yards.....	3/39	12/120
Time of Possession.....	26:07	33:53

WVU RUSHING: Devine 14-37, Clarke 7-12; **WVU PASSING:** Smith 14-29-1-119; **WVU RECEIVING:** Sanders 5-47, Austin 3-33; **WVU TACKLES (TFL/QS):** Sands 9 (1/0), Neild 6 (1/1), Thomas 6; **WVU INTERCEPTIONS:** Tandy, E. Smith.

LSU RUSHING: Ridley 20-116; **LSU PASSING:** Jefferson 10-22-2-75; **LSU RECEIVING:** Randle 4-38, Ridley 2-28, Toliver 2-14; **LSU TACKLES (TFL/QS):** Sheppard 11, Baker 8 (1/0); **LSU INTERCEPTIONS:** Mathieu.

Attendance - 92,575

The Automated ScoreBook
West Virginia Game Results (as of Oct 09, 2010)
All games

Date	Opponent	Score	Overall Record	Conference Record	Time	Attend
Sep 04, 2010	COASTAL CAROLINA	W 31-0	1- 0- 0	0- 0- 0	3:04	57862
Sep 10, 2010	at Marshall	WO 24-21	2- 0- 0	0- 0- 0	3:38	41382
Sep 18, 2010	MARYLAND	W 31-17	3- 0- 0	0- 0- 0	3:26	60122
Sep 25, 2010	at #15 LSU	14-20 L	3- 1- 0	0- 0- 0	3:06	92575
Oct 09, 2010	UNLV	W 49-10	4- 1- 0	0- 0- 0	3:00	58234

* indicates conference game

Opponent	Score	-----FIRST DOWNS-----				---RUSHING---		-----PASSING-----			--TOTAL OFFENSE--		Return Yards	Turn-Overs
		Total	Rush	Pass	Pen	Number-Yards	Comp-Att-Int	Yards	Plays-Yards	Yards				
COASTAL CAROLINA....	31-0	18/9	9/4	8/5	1/0	39-184 / 33-63	23-32- 1 / 14-27- 1	216/123	71-400 / 60-186	25/134	3/2			
Marshall.....	24-21	28/16	10/5	16/9	2/2	42-153 / 27-135	32-45- 0 / 20-29- 0	316/229	87-469 / 56-364	103/84	2/1			
MARYLAND.....	31-17	24/9	10/3	11/5	3/1	55-201 / 27--10	19-30- 1 / 13-24- 0	268/227	85-469 / 51-217	126/161	3/1			
LSU.....	14-20	14/12	4/8	6/3	4/1	27-58 / 36-150	14-29- 1 / 11-23- 2	119/80	56-177 / 59-230	148/154	2/2			
UNLV.....	49-10	16/15	9/5	6/7	1/3	33-219 / 40-96	13-20- 0 / 20-32- 2	226/180	53-445 / 72-276	41/112	0/2			
Totals.....	149-68	100/61	42/25	47/29	11/7	196-815 /163-434	101-156- 3/ 78-135- 5	1145/839	352-1960/ 298-1273	443/645	10/8			

Note: Game totals are displayed in the format TEAM/OPPONENT for each category

The Automated ScoreBook
West Virginia Overall Team Statistics (as of Oct 09, 2010)
All games

Team Statistics	WVU	OPP
SCORING	149	68
Points Per Game	29.8	13.6
FIRST DOWNS	100	61
Rushing	42	25
Passing	47	29
Penalty	11	7
RUSHING YARDAGE	815	434
Yards gained rushing	962	602
Yards lost rushing	147	168
Rushing Attempts	196	163
Average Per Rush	4.2	2.7
Average Per Game	163.0	86.8
TDs Rushing	7	1
PASSING YARDAGE	1145	839
Comp-Att-Int	101-156-3	78-135-5
Average Per Pass	7.3	6.2
Average Per Catch	11.3	10.8
Average Per Game	229.0	167.8
TDs Passing	12	6
TOTAL OFFENSE	1960	1273
Total Plays	352	298
Average Per Play	5.6	4.3
Average Per Game	392.0	254.6
KICK RETURNS: #-Yards	14-266	24-437
PUNT RETURNS: #-Yards	8-97	10-115
INT RETURNS: #-Yards	5-80	3-90
KICK RETURN AVERAGE	19.0	18.2
PUNT RETURN AVERAGE	12.1	11.5
INT RETURN AVERAGE	16.0	30.0
FUMBLES-LOST	11-7	8-3
PENALTIES-Yards	31-263	39-346
Average Per Game	52.6	69.2
PUNTS-Yards	25-1071	33-1361
Average Per Punt	42.8	41.2
Net punt average	37.4	36.5
TIME OF POSSESSION/Game	30:36	29:23
3RD-DOWN Conversions	34/77	18/71
3rd-Down Pct	44%	25%
4TH-DOWN Conversions	5/7	4/10
4th-Down Pct	71%	40%
SACKS BY-Yards	13-94	6-48
MISC YARDS	0	16
TOUCHDOWNS SCORED	19	8
FIELD GOALS-ATTEMPTS	5-8	4-7
ON-SIDE KICKS	0-0	0-1
RED-ZONE SCORES	(20-25) 80%	(6-8) 75%
RED-ZONE TOUCHDOWNS	(15-25) 60%	(4-8) 50%
PAT-ATTEMPTS	(18-18) 100%	(8-8) 100%
ATTENDANCE	176218	133957
Games/Avg Per Game	3/58739	2/66978
Neutral Site Games		0/0

Score by Quarters	1st	2nd	3rd	4th	oT	Total
West Virginia	45	31	38	32	3	149
Opponents	14	17	17	20	0	68

The Automated ScoreBook
West Virginia Overall Individual Statistics (as of Oct 09, 2010)
All games

<u>Rushing</u>	<u>gp</u>	<u>att</u>	<u>gain</u>	<u>loss</u>	<u>net</u>	<u>avg</u>	<u>td</u>	<u>lg</u>	<u>avg/g</u>
DEVINE, Noel	5	90	508	33	475	5.3	4	50	95.0
CLARKE, Ryan	5	33	127	3	124	3.8	1	23	24.8
SANDERS, Jock	5	4	52	0	52	13.0	1	31	10.4
SMITH, Geno	5	33	128	86	42	1.3	0	20	8.4
AUSTIN, Tavon	5	7	40	1	39	5.6	0	12	7.8
ALSTON, Shawne	5	6	32	0	32	5.3	0	12	6.4
LINDAMOOD, Matt	5	5	22	0	22	4.4	1	8	4.4
JOHNSON, Trey	2	9	33	14	19	2.1	0	9	9.5
HARGRETT, Daquan	3	2	14	0	14	7.0	0	10	4.7
BRUNETTI, Barry	2	1	4	0	4	4.0	0	4	2.0
MCCARTNEY, Ivan	4	1	2	0	2	2.0	0	2	0.5
TEAM	3	5	0	10	-10	-2.0	0	0	-3.3
Total	5	196	962	147	815	4.2	7	50	163.0
Opponents	5	163	602	168	434	2.7	1	55	86.8

<u>Passing</u>	<u>gp</u>	<u>effic</u>	<u>comp-att-int</u>	<u>pct</u>	<u>yds</u>	<u>td</u>	<u>lg</u>	<u>avg/g</u>
SMITH, Geno	5	156.35	97-146-2	66.4	1139	12	48	227.8
BRUNETTI, Barry	2	50.04	4-9-0	44.4	6	0	6	3.0
SANDERS, Jock	5	-200.00	0-1-1	0.0	0	0	0	0.0
Total	5	147.94	101-156-3	64.7	1145	12	48	229.0
Opponents	5	117.24	78-135-5	57.8	839	6	96	167.8

<u>Receiving</u>	<u>gp</u>	<u>no.</u>	<u>yds</u>	<u>avg</u>	<u>td</u>	<u>lg</u>	<u>avg/g</u>
AUSTIN, Tavon	5	27	366	13.6	2	41	73.2
SANDERS, Jock	5	26	286	11.0	2	32	57.2
DEVINE, Noel	5	16	114	7.1	0	15	22.8
BAILEY, Stedman	5	11	154	14.0	3	30	30.8
JOHNSON, Will	5	5	62	12.4	1	22	12.4
STARKS, Brad	5	4	100	25.0	3	48	20.0
WOODS, J.D.	5	4	39	9.8	1	19	7.8
URBAN, Tyler	2	2	5	2.5	0	4	2.5
WHITE, Coley	2	2	3	1.5	0	5	1.5
CLARKE, Ryan	5	1	7	7.0	0	7	1.4
JOHNSON, Trey	2	1	6	6.0	0	6	3.0
LINDAMOOD, Matt	5	1	6	6.0	0	6	1.2
ALSTON, Shawne	5	1	-3	-3.0	0	0	-0.6
Total	5	101	1145	11.3	12	48	229.0
Opponents	5	78	839	10.8	6	96	167.8

<u>Punt Returns</u>	<u>no.</u>	<u>yds</u>	<u>avg</u>	<u>td</u>	<u>lg</u>
SANDERS, Jock	5	82	16.4	0	66
HOGAN, Brandon	3	15	5.0	0	6
Total	8	97	12.1	0	66
Opponents	10	115	11.5	1	60

<u>Interceptions</u>	<u>no.</u>	<u>yds</u>	<u>avg</u>	<u>td</u>	<u>lg</u>
TANDY, Keith	3	37	12.3	0	26
SMITH, Eain	1	38	38.0	0	38
HOGAN, Brandon	1	0	0.0	0	0
Total	5	80	16.0	0	38
Opponents	3	90	30.0	0	53

<u>Kick Returns</u>	<u>no.</u>	<u>yds</u>	<u>avg</u>	<u>td</u>	<u>lg</u>
AUSTIN, Tavon	7	142	20.3	0	50
HOGAN, Brandon	3	61	20.3	0	23
DAVIS, Eddie	2	30	15.0	0	22
DEVINE, Noel	1	15	15.0	0	15
CLARKE, Ryan	1	18	18.0	0	18
Total	14	266	19.0	0	50
Opponents	24	437	18.2	0	31

<u>Fumble Returns</u>	<u>no.</u>	<u>yds</u>	<u>avg</u>	<u>td</u>	<u>lg</u>
Total	0	0	0.0	0	0
Opponents	1	3	3.0	0	3

The Automated ScoreBook
West Virginia Overall Individual Statistics (as of Oct 09, 2010)
All games

Scoring	td	fg	PAT				dxp	saf	pts
			kick	rush	rcv	pass			
BITANCURT, Tyler	-	5-8	18-18	-	-	-	-	-	33
DEVINE, Noel	4	-	-	-	-	-	-	-	24
SANDERS, Jock	3	-	-	-	1	-	-	-	20
BAILEY, Stedman	3	-	-	-	-	-	-	-	18
STARKS, Brad	3	-	-	-	-	-	-	-	18
AUSTIN, Tavon	2	-	-	-	-	-	-	-	12
JOHNSON, Will	1	-	-	-	-	-	-	-	6
CLARKE, Ryan	1	-	-	-	-	-	-	-	6
WOODS, J.D.	1	-	-	-	-	-	-	-	6
LINDAMOOD, Matt	1	-	-	-	-	-	-	-	6
SMITH, Geno	-	-	-	-	-	1-1	-	-	0
Total	19	5-8	18-18	-	1	1-1	-	-	149
Opponents	8	4-7	8-8	-	-	-	-	-	68

Total Offense	g	plays	rush	pass	total	avg/g
SMITH, Geno	5	179	42	1139	1181	236.2
DEVINE, Noel	5	90	475	0	475	95.0
CLARKE, Ryan	5	33	124	0	124	24.8
SANDERS, Jock	5	5	52	0	52	10.4
AUSTIN, Tavon	5	7	39	0	39	7.8
ALSTON, Shawne	5	6	32	0	32	6.4
LINDAMOOD, Matt	5	5	22	0	22	4.4
JOHNSON, Trey	2	9	19	0	19	9.5
HARGRETT, Daquan	3	2	14	0	14	4.7
BRUNETTI, Barry	2	10	4	6	10	5.0
MCCARTNEY, Ivan	4	1	2	0	2	0.5
TEAM	3	5	-10	0	-10	-3.3
Total	5	352	815	1145	1960	392.0
Opponents	5	298	434	839	1273	254.6

Field Goals	fg	pct.	01-19	20-29	30-39	40-49	50-99	lg	blk
BITANCURT, Tyler	5-8	62.5	0-0	3-4	2-2	0-2	0-0	34	2

FG Sequence	West Virginia	Opponents
Coastal Carolina	(21)	47,42
Marshall	(34),(33),45,(20)	39
Maryland	(23)	(35)
LSU	28,48	(49),(23)
UNLV	-	(39)

Punting	no.	yds	avg	lg	tb	fc	i20	50+	blk
PUGNETTI, Gregg	25	1071	42.8	71	1	7	9	6	0
Total	25	1071	42.8	71	1	7	9	6	0
Opponents	33	1361	41.2	62	3	6	14	7	0

Kickoffs	no.	yds	avg	tb	ob	retn	net	ydln
SMITH, Corey	28	1740	62.1	4	0			
Total	28	1740	62.1	4	0	18.2	43.7	26
Opponents	16	1011	63.2	2	0	19.0	44.1	25

Numbers in (parentheses) indicate field goal was made.

The Automated ScoreBook
West Virginia Overall Individual Statistics (as of Oct 09, 2010)
All games

<u>All Purpose</u>	<u>g</u>	<u>rush</u>	<u>rcv</u>	<u>pr</u>	<u>kr</u>	<u>ir</u>	<u>total</u>	<u>avg/g</u>
DEVINE, Noel	5	475	114	0	15	0	604	120.8
AUSTIN, Tavon	5	39	366	0	142	0	547	109.4
SANDERS, Jock	5	52	286	82	0	0	420	84.0
BAILEY, Stedma	5	0	154	0	0	0	154	30.8
CLARKE, Ryan	5	124	7	0	18	0	149	29.8
STARKS, Brad	5	0	100	0	0	0	100	20.0
HOGAN, Brando	4	0	0	15	61	0	76	19.0
JOHNSON, Will	5	0	62	0	0	0	62	12.4
SMITH, Geno	5	42	0	0	0	0	42	8.4
WOODS, J.D.	5	0	39	0	0	0	39	7.8
SMITH, Eain	5	0	0	0	0	38	38	7.6
TANDY, Keith	5	0	0	0	0	37	37	7.4
DAVIS, Eddie	4	0	0	0	30	0	30	7.5
ALSTON, Shaw	5	32	-3	0	0	0	29	5.8
LINDAMOOD, M	5	22	6	0	0	0	28	5.6
JOHNSON, Trey	2	19	6	0	0	0	25	12.5
HARGRETT, Da	3	14	0	0	0	0	14	4.7
GARVIN, Terren	5	0	0	0	0	5	5	1.0
URBAN, Tyler	2	0	5	0	0	0	5	2.5
BRUNETTI, Barr	2	4	0	0	0	0	4	2.0
WHITE, Coley	2	0	3	0	0	0	3	1.5
MCCARTNEY, I	4	2	0	0	0	0	2	0.5
TEAM	3	-10	0	0	0	0	-10	-3.3
Total	5	815	1145	97	266	80	2403	480.6
Opponents	5	434	839	115	437	90	1915	383.0

The Automated ScoreBook
West Virginia Overall Defensive Statistics (as of Oct 09, 2010)
All games

##	Defensive Leaders	gp	Tackles			tfl/yds	Sacks no-yds	Pass defense			Fumbles		blkd	
			ua	a	tot			int-yds	brup	qbh	rcv-yds	ff	kick	saf
28	GARVIN, Terrence	5	12	20	32	1.0-2	.	0-5	2	
45	LEONARD, Anthony	5	14	16	30	3.5-11	1.0-9	1	.	
30	THOMAS, J.T.	5	9	19	28	2.5-10	.	.	3	1	.	.	.	
52	GOODE, Najee	5	7	15	22	3.5-10	1.0-1	.	3	
4	GLOVER, Sidney	5	14	8	22	1.0-8	1.0-8	.	2	.	1-0	.	.	
2	SANDS, Robert	5	14	7	21	3.0-25	0.5-3	.	.	1	.	1	.	
93	BERRY, Scooter	5	6	12	18	2.0-27	2.0-27	.	.	.	1-0	.	.	
90	NEILD, Chris	5	7	9	16	2.0-10	2.0-10	
97	MILLER, Julian	5	4	10	14	2.5-8	1.5-6	.	3	
22	HOGAN, Brandon	4	6	8	14	.	.	1-0	2	
6D	MILLER, Pat	5	8	4	12	1.0-4	.	.	1	
47	RIGG, Doug	5	6	6	12	0.5-0	
8	TANDY, Keith	5	5	5	10	0.5-1	.	3-37	2	
11	IRVIN, Bruce	5	6	3	9	4.0-30	4.0-30	.	1	.	.	1	.	
18	BOWSER, Brantwon	5	3	6	9	.	.	.	1	
24	SMITH, Eain	5	5	4	9	.	.	1-38	1	
99	WRIGHT, Jorge	5	3	6	9	1.5-4	.	.	.	1	.	1	.	
94	TAYLOR, Josh	4	2	6	8	1	.	
23	JENIKINS, Brodrick	5	6	.	6	.	.	.	1	
25	COOK, Darwin	5	5	1	6	1-0	.	.	
43	VANCE, Casey	5	2	3	5	
33	DORSEY, Mike	5	4	.	4	2.0-4	
35	SMITH, Lawrence	5	3	1	4	
31	LAZEAR, Pat	2	1	3	4	
91	LAGEMAN, J.B.	2	1	2	3	0.5-1	
26	BELL, Travis	5	2	1	3	
17	BUSICK, Branko	2	1	2	3	
3	DAVIS, Eddie	4	1	2	3	
53	ANDERSON, Tyler	4	1	2	3	
6	JOHNSON, Will	5	.	2	2	
44	SMITH, Corey	5	1	1	2	
87	NUTTER, Cody	5	.	2	2	
10	BAILEY, Stedman	5	1	.	1	
32	CLARKE, Ryan	5	1	.	1	
1	AUSTIN, Tavon	5	1	.	1	
92	FORD, Larry	2	.	1	1	
98	CLARKE, Will	2	.	1	1	0.5-2	
57	BRAUN, Jeff	5	1	.	1	
78	HUFFMAN, C.J.	1	.	1	1	0.5-1	
38	LINDAMOOD, Matt	5	.	1	1	
Total		5	163	190	353	32-158	13-94	5-80	22	3	3-0	5	.	
Opponents		5	184	194	378	30-115	6-48	3-90	15	9	7-3	9	2	

The Automated ScoreBook
West Virginia Overall Team Statistics (as of Oct 09, 2010)
All games

Team Statistics	WVU	OPP
SCORING	149	68
Points Per Game	29.8	13.6
FIRST DOWNS	100	61
Rushing	42	25
Passing	47	29
Penalty	11	7
RUSHING YARDAGE	815	434
Yards gained rushing	962	602
Yards lost rushing	147	168
Rushing Attempts	196	163
Average Per Rush	4.2	2.7
Average Per Game	163.0	86.8
TDs Rushing	7	1
PASSING YARDAGE	1145	839
Comp-Att-Int	101-156-3	78-135-5
Average Per Pass	7.3	6.2
Average Per Catch	11.3	10.8
Average Per Game	229.0	167.8
TDs Passing	12	6
TOTAL OFFENSE	1960	1273
Total Plays	352	298
Average Per Play	5.6	4.3
Average Per Game	392.0	254.6
KICK RETURNS: #-Yards	14-266	24-437
PUNT RETURNS: #-Yards	8-97	10-115
INT RETURNS: #-Yards	5-80	3-90
KICK RETURN AVERAGE	19.0	18.2
PUNT RETURN AVERAGE	12.1	11.5
INT RETURN AVERAGE	16.0	30.0
FUMBLES-LOST	11-7	8-3
PENALTIES-Yards	31-263	39-346
Average Per Game	52.6	69.2
PUNTS-Yards	25-1071	33-1361
Average Per Punt	42.8	41.2
Net punt average	37.4	36.5
TIME OF POSSESSION/Game	30:36	29:23
3RD-DOWN Conversions	34/77	18/71
3rd-Down Pct	44%	25%
4TH-DOWN Conversions	5/7	4/10
4th-Down Pct	71%	40%
SACKS BY-Yards	13-94	6-48
MISC YARDS	0	16
TOUCHDOWNS SCORED	19	8
FIELD GOALS-ATTEMPTS	5-8	4-7
ON-SIDE KICKS	0-0	0-1
RED-ZONE SCORES	(20-25) 80%	(6-8) 75%
RED-ZONE TOUCHDOWNS	(15-25) 60%	(4-8) 50%
PAT-ATTEMPTS	(18-18) 100%	(8-8) 100%
ATTENDANCE	176218	133957
Games/Avg Per Game	3/58739	2/66978
Neutral Site Games		0/0

Score by Quarters	1st	2nd	3rd	4th	oT	Total
West Virginia	45	31	38	32	3	149
Opponents	14	17	17	20	0	68

The Automated ScoreBook
West Virginia Overall Individual Statistics (as of Oct 09, 2010)
All games

<u>Rushing</u>	<u>gp</u>	<u>att</u>	<u>gain</u>	<u>loss</u>	<u>net</u>	<u>avg</u>	<u>td</u>	<u>lg</u>	<u>avg/g</u>
DEVINE, Noel	5	90	508	33	475	5.3	4	50	95.0
CLARKE, Ryan	5	33	127	3	124	3.8	1	23	24.8
SANDERS, Jock	5	4	52	0	52	13.0	1	31	10.4
SMITH, Geno	5	33	128	86	42	1.3	0	20	8.4
AUSTIN, Tavon	5	7	40	1	39	5.6	0	12	7.8
ALSTON, Shawne	5	6	32	0	32	5.3	0	12	6.4
LINDAMOOD, Matt	5	5	22	0	22	4.4	1	8	4.4
JOHNSON, Trey	2	9	33	14	19	2.1	0	9	9.5
HARGRETT, Daquan	3	2	14	0	14	7.0	0	10	4.7
BRUNETTI, Barry	2	1	4	0	4	4.0	0	4	2.0
MCCARTNEY, Ivan	4	1	2	0	2	2.0	0	2	0.5
TEAM	3	5	0	10	-10	-2.0	0	0	-3.3
Total	5	196	962	147	815	4.2	7	50	163.0
Opponents	5	163	602	168	434	2.7	1	55	86.8

<u>Passing</u>	<u>gp</u>	<u>effic</u>	<u>comp-att-int</u>	<u>pct</u>	<u>yds</u>	<u>td</u>	<u>lg</u>	<u>avg/g</u>
SMITH, Geno	5	156.35	97-146-2	66.4	1139	12	48	227.8
BRUNETTI, Barry	2	50.04	4-9-0	44.4	6	0	6	3.0
SANDERS, Jock	5	-200.00	0-1-1	0.0	0	0	0	0.0
Total	5	147.94	101-156-3	64.7	1145	12	48	229.0
Opponents	5	117.24	78-135-5	57.8	839	6	96	167.8

<u>Receiving</u>	<u>gp</u>	<u>no.</u>	<u>yds</u>	<u>avg</u>	<u>td</u>	<u>lg</u>	<u>avg/g</u>
AUSTIN, Tavon	5	27	366	13.6	2	41	73.2
SANDERS, Jock	5	26	286	11.0	2	32	57.2
DEVINE, Noel	5	16	114	7.1	0	15	22.8
BAILEY, Stedman	5	11	154	14.0	3	30	30.8
JOHNSON, Will	5	5	62	12.4	1	22	12.4
STARKS, Brad	5	4	100	25.0	3	48	20.0
WOODS, J.D.	5	4	39	9.8	1	19	7.8
URBAN, Tyler	2	2	5	2.5	0	4	2.5
WHITE, Coley	2	2	3	1.5	0	5	1.5
CLARKE, Ryan	5	1	7	7.0	0	7	1.4
JOHNSON, Trey	2	1	6	6.0	0	6	3.0
LINDAMOOD, Matt	5	1	6	6.0	0	6	1.2
ALSTON, Shawne	5	1	-3	-3.0	0	0	-0.6
Total	5	101	1145	11.3	12	48	229.0
Opponents	5	78	839	10.8	6	96	167.8

<u>Punt Returns</u>	<u>no.</u>	<u>yds</u>	<u>avg</u>	<u>td</u>	<u>lg</u>
SANDERS, Jock	5	82	16.4	0	66
HOGAN, Brandon	3	15	5.0	0	6
Total	8	97	12.1	0	66
Opponents	10	115	11.5	1	60

<u>Interceptions</u>	<u>no.</u>	<u>yds</u>	<u>avg</u>	<u>td</u>	<u>lg</u>
TANDY, Keith	3	37	12.3	0	26
SMITH, Eain	1	38	38.0	0	38
HOGAN, Brandon	1	0	0.0	0	0
Total	5	80	16.0	0	38
Opponents	3	90	30.0	0	53

<u>Kick Returns</u>	<u>no.</u>	<u>yds</u>	<u>avg</u>	<u>td</u>	<u>lg</u>
AUSTIN, Tavon	7	142	20.3	0	50
HOGAN, Brandon	3	61	20.3	0	23
DAVIS, Eddie	2	30	15.0	0	22
DEVINE, Noel	1	15	15.0	0	15
CLARKE, Ryan	1	18	18.0	0	18
Total	14	266	19.0	0	50
Opponents	24	437	18.2	0	31

<u>Fumble Returns</u>	<u>no.</u>	<u>yds</u>	<u>avg</u>	<u>td</u>	<u>lg</u>
Total	0	0	0.0	0	0
Opponents	1	3	3.0	0	3

The Automated ScoreBook
West Virginia Overall Individual Statistics (as of Oct 09, 2010)
All games

Scoring	td	fg	PAT				dxp	saf	pts
			kick	rush	rcv	pass			
BITANCURT, Tyler	-	5-8	18-18	-	-	-	-	-	33
DEVINE, Noel	4	-	-	-	-	-	-	-	24
SANDERS, Jock	3	-	-	-	1	-	-	-	20
BAILEY, Stedman	3	-	-	-	-	-	-	-	18
STARKS, Brad	3	-	-	-	-	-	-	-	18
AUSTIN, Tavon	2	-	-	-	-	-	-	-	12
JOHNSON, Will	1	-	-	-	-	-	-	-	6
CLARKE, Ryan	1	-	-	-	-	-	-	-	6
WOODS, J.D.	1	-	-	-	-	-	-	-	6
LINDAMOOD, Matt	1	-	-	-	-	-	-	-	6
SMITH, Geno	-	-	-	-	-	1-1	-	-	0
Total	19	5-8	18-18	-	1	1-1	-	-	149
Opponents	8	4-7	8-8	-	-	-	-	-	68

Total Offense	g	plays	rush	pass	total	avg/g
SMITH, Geno	5	179	42	1139	1181	236.2
DEVINE, Noel	5	90	475	0	475	95.0
CLARKE, Ryan	5	33	124	0	124	24.8
SANDERS, Jock	5	5	52	0	52	10.4
AUSTIN, Tavon	5	7	39	0	39	7.8
ALSTON, Shawne	5	6	32	0	32	6.4
LINDAMOOD, Matt	5	5	22	0	22	4.4
JOHNSON, Trey	2	9	19	0	19	9.5
HARGRETT, Daquan	3	2	14	0	14	4.7
BRUNETTI, Barry	2	10	4	6	10	5.0
MCCARTNEY, Ivan	4	1	2	0	2	0.5
TEAM	3	5	-10	0	-10	-3.3
Total	5	352	815	1145	1960	392.0
Opponents	5	298	434	839	1273	254.6

Field Goals	fg	pct.	01-19	20-29	30-39	40-49	50-99	lg	blk
BITANCURT, Tyler	5-8	62.5	0-0	3-4	2-2	0-2	0-0	34	2

FG Sequence	West Virginia	Opponents
Coastal Carolina	(21)	47,42
Marshall	(34),(33),45,(20)	39
Maryland	(23)	(35)
LSU	28,48	(49),(23)
UNLV	-	(39)

Punting	no.	yds	avg	lg	tb	fc	i20	50+	blk
PUGNETTI, Gregg	25	1071	42.8	71	1	7	9	6	0
Total	25	1071	42.8	71	1	7	9	6	0
Opponents	33	1361	41.2	62	3	6	14	7	0

Kickoffs	no.	yds	avg	tb	ob	retn	net	ydln
SMITH, Corey	28	1740	62.1	4	0			
Total	28	1740	62.1	4	0	18.2	43.7	26
Opponents	16	1011	63.2	2	0	19.0	44.1	25

Numbers in (parentheses) indicate field goal was made.

The Automated ScoreBook
West Virginia Overall Individual Statistics (as of Oct 09, 2010)
All games

<u>All Purpose</u>	<u>g</u>	<u>rush</u>	<u>rcv</u>	<u>pr</u>	<u>kr</u>	<u>ir</u>	<u>total</u>	<u>avg/g</u>
DEVINE, Noel	5	475	114	0	15	0	604	120.8
AUSTIN, Tavon	5	39	366	0	142	0	547	109.4
SANDERS, Jock	5	52	286	82	0	0	420	84.0
BAILEY, Stedma	5	0	154	0	0	0	154	30.8
CLARKE, Ryan	5	124	7	0	18	0	149	29.8
STARKS, Brad	5	0	100	0	0	0	100	20.0
HOGAN, Brando	4	0	0	15	61	0	76	19.0
JOHNSON, Will	5	0	62	0	0	0	62	12.4
SMITH, Geno	5	42	0	0	0	0	42	8.4
WOODS, J.D.	5	0	39	0	0	0	39	7.8
SMITH, Eain	5	0	0	0	0	38	38	7.6
TANDY, Keith	5	0	0	0	0	37	37	7.4
DAVIS, Eddie	4	0	0	0	30	0	30	7.5
ALSTON, Shaw	5	32	-3	0	0	0	29	5.8
LINDAMOOD, M	5	22	6	0	0	0	28	5.6
JOHNSON, Trey	2	19	6	0	0	0	25	12.5
HARGRETT, Da	3	14	0	0	0	0	14	4.7
GARVIN, Terren	5	0	0	0	0	5	5	1.0
URBAN, Tyler	2	0	5	0	0	0	5	2.5
BRUNETTI, Barr	2	4	0	0	0	0	4	2.0
WHITE, Coley	2	0	3	0	0	0	3	1.5
MCCARTNEY, I	4	2	0	0	0	0	2	0.5
TEAM	3	-10	0	0	0	0	-10	-3.3
Total	5	815	1145	97	266	80	2403	480.6
Opponents	5	434	839	115	437	90	1915	383.0

The Automated ScoreBook
West Virginia Overall Defensive Statistics (as of Oct 09, 2010)
All games

##	Defensive Leaders	gp	Tackles			tfl/yds	Sacks no-yds	Pass defense			Fumbles		blkd	
			ua	a	tot			int-yds	brup	qbh	rcv-yds	ff	kick	saf
28	GARVIN, Terrence	5	12	20	32	1.0-2	.	0-5	2	
45	LEONARD, Anthony	5	14	16	30	3.5-11	1.0-9	1	.	
30	THOMAS, J.T.	5	9	19	28	2.5-10	.	.	3	1	.	.	.	
52	GOODE, Najee	5	7	15	22	3.5-10	1.0-1	.	3	
4	GLOVER, Sidney	5	14	8	22	1.0-8	1.0-8	.	2	.	1-0	.	.	
2	SANDS, Robert	5	14	7	21	3.0-25	0.5-3	.	.	1	.	1	.	
93	BERRY, Scooter	5	6	12	18	2.0-27	2.0-27	.	.	.	1-0	.	.	
90	NEILD, Chris	5	7	9	16	2.0-10	2.0-10	
97	MILLER, Julian	5	4	10	14	2.5-8	1.5-6	.	3	
22	HOGAN, Brandon	4	6	8	14	.	.	1-0	2	
6D	MILLER, Pat	5	8	4	12	1.0-4	.	.	1	
47	RIGG, Doug	5	6	6	12	0.5-0	
8	TANDY, Keith	5	5	5	10	0.5-1	.	3-37	2	
11	IRVIN, Bruce	5	6	3	9	4.0-30	4.0-30	.	1	.	.	1	.	
18	BOWSER, Brantwon	5	3	6	9	.	.	.	1	
24	SMITH, Eain	5	5	4	9	.	.	1-38	1	
99	WRIGHT, Jorge	5	3	6	9	1.5-4	.	.	.	1	.	1	.	
94	TAYLOR, Josh	4	2	6	8	1	.	
23	JENIKINS, Brodrick	5	6	.	6	.	.	.	1	
25	COOK, Darwin	5	5	1	6	1-0	.	.	
43	VANCE, Casey	5	2	3	5	
33	DORSEY, Mike	5	4	.	4	2.0-4	
35	SMITH, Lawrence	5	3	1	4	
31	LAZEAR, Pat	2	1	3	4	
91	LAGEMAN, J.B.	2	1	2	3	0.5-1	
26	BELL, Travis	5	2	1	3	
17	BUSICK, Branko	2	1	2	3	
3	DAVIS, Eddie	4	1	2	3	
53	ANDERSON, Tyler	4	1	2	3	
6	JOHNSON, Will	5	.	2	2	
44	SMITH, Corey	5	1	1	2	
87	NUTTER, Cody	5	.	2	2	
10	BAILEY, Stedman	5	1	.	1	
32	CLARKE, Ryan	5	1	.	1	
1	AUSTIN, Tavon	5	1	.	1	
92	FORD, Larry	2	.	1	1	
98	CLARKE, Will	2	.	1	1	0.5-2	
57	BRAUN, Jeff	5	1	.	1	
78	HUFFMAN, C.J.	1	.	1	1	0.5-1	
38	LINDAMOOD, Matt	5	.	1	1	
Total		5	163	190	353	32-158	13-94	5-80	22	3	3-0	5	.	
Opponents		5	184	194	378	30-115	6-48	3-90	15	9	7-3	9	2	

The Automated ScoreBook
West Virginia Individual Season/Career Statistics (as of Oct 09, 2010)
All games

	SEASON									CAREER								
Rushing	gp	att	gain	loss	net	avg	td	lg	avg/g	gp	att	gain	loss	net	avg	td	lg	avg/g
DEVINE, Noel	5	90	508	33	475	5.3	4	50	95.0	43	610	4055	199	3856	6.3	27	92	89.7
CLARKE, Ryan	5	33	127	3	124	3.8	1	23	24.8	17	93	382	8	374	4.0	9	37	22.0
SANDERS, Jock	5	4	52	0	52	13.0	1	31	10.4	44	103	620	38	582	5.7	6	56	13.2
SMITH, Geno	5	33	128	86	42	1.3	0	20	8.4	10	50	173	124	49	1.0	0	20	4.9
AUSTIN, Tavon	5	7	40	1	39	5.6	0	12	7.8	18	13	87	1	86	6.6	1	19	4.8
ALSTON, Shawne	5	6	32	0	32	5.3	0	12	6.4	10	12	51	1	50	4.2	0	12	5.0
LINDAMOOD, Matt	5	5	22	0	22	4.4	1	8	4.4	17	5	22	0	22	4.4	1	8	1.3
JOHNSON, Trey	2	9	33	14	19	2.1	0	9	9.5	2	9	33	14	19	2.1	0	9	9.5
HARGRETT, Daquan	3	2	14	0	14	7.0	0	10	4.7	3	2	14	0	14	7.0	0	10	4.7
BRUNETTI, Barry	2	1	4	0	4	4.0	0	4	2.0	2	1	4	0	4	4.0	0	4	2.0
MCCARTNEY, Ivan	4	1	2	0	2	2.0	0	2	0.5	4	1	2	0	2	2.0	0	2	0.5
TEAM	3	5	0	10	-10	-2.0	0	0	-3.3									
Total	5	196	962	147	815	4.2	7	50	163.0									
Opponents	5	163	602	168	434	2.7	1	55	86.8									
Passing	gp	effic	comp-att-int	pct	yds	td	lg	avg/g	gp	effic	comp-att-int	pct	yds	td	lg	avg/g		
SMITH, Geno	5	156.35	97-146-2	66.4	1139	12	48	227.8	10	147.45	129-195-3	66.2	1448	13	48	144.8		
BRUNETTI, Barry	2	50.04	4-9-0	44.4	6	0	6	3.0	2	50.04	4-9-0	44.4	6	0	6	3.0		
SANDERS, Jock	5	-200.00	0-1-1	0.0	0	0	0	0.0	44	-200.00	0-1-1	0.0	0	0	0	0.0		
Total	5	147.94	101-156-3	64.7	1145	12	48	229.0										
Opponents	5	117.24	78-135-5	57.8	839	6	96	167.8										
Receiving	gp	no.	yds	avg	td	lg	avg/g	gp	no.	yds	avg	td	lg	avg/g				
AUSTIN, Tavon	5	27	366	13.6	2	41	73.2	18	42	517	12.3	3	58	28.7				
SANDERS, Jock	5	26	286	11.0	2	32	57.2	44	163	1538	9.4	12	41	35.0				
DEVINE, Noel	5	16	114	7.1	0	15	22.8	43	80	566	7.1	1	34	13.2				
BAILEY, Stedman	5	11	154	14.0	3	30	30.8	5	11	154	14.0	3	30	30.8				
JOHNSON, Will	5	5	62	12.4	1	22	12.4	38	21	204	9.7	3	33	5.4				
STARKS, Brad	5	4	100	25.0	3	48	20.0	26	50	673	13.5	6	58	25.9				
WOODS, J.D.	5	4	39	9.8	1	19	7.8	5	4	39	9.8	1	19	7.8				
URBAN, Tyler	2	2	5	2.5	0	4	2.5	28	16	201	12.6	3	33	7.2				
WHITE, Coley	2	2	3	1.5	0	5	1.5	3	2	3	1.5	0	5	1.0				
CLARKE, Ryan	5	1	7	7.0	0	7	1.4	17	3	22	7.3	0	9	1.3				
JOHNSON, Trey	2	1	6	6.0	0	6	3.0	2	1	6	6.0	0	6	3.0				
LINDAMOOD, Matt	5	1	6	6.0	0	6	1.2	17	1	6	6.0	0	6	0.4				
ALSTON, Shawne	5	1	-3	-3.0	0	0	-0.6	10	1	-3	-3.0	0	0	-0.3				
Total	5	101	1145	11.3	12	48	229.0											
Opponents	5	78	839	10.8	6	96	167.8											
Total Offense	g	plays	rush	pass	total	avg/g	g	plays	rush	pass	total	avg/g						
SMITH, Geno	5	179	42	1139	1181	236.2	10	245	49	1448	1497	149.7						
DEVINE, Noel	5	90	475	0	475	95.0	43	610	3856	0	3856	89.7						
CLARKE, Ryan	5	33	124	0	124	24.8	17	93	374	0	374	22.0						
SANDERS, Jock	5	5	52	0	52	10.4	44	104	582	0	582	13.2						
AUSTIN, Tavon	5	7	39	0	39	7.8	18	13	86	0	86	4.8						
ALSTON, Shawne	5	6	32	0	32	6.4	10	12	50	0	50	5.0						
LINDAMOOD, Matt	5	5	22	0	22	4.4	17	5	22	0	22	1.3						
JOHNSON, Trey	2	9	19	0	19	9.5	2	9	19	0	19	9.5						
HARGRETT, Daquan	3	2	14	0	14	4.7	3	2	14	0	14	4.7						
BRUNETTI, Barry	2	10	4	6	10	5.0	2	10	4	6	10	5.0						
MCCARTNEY, Ivan	4	1	2	0	2	0.5	4	1	2	0	2	0.5						
TEAM	3	5	-10	0	-10	-3.3												
Total	5	352	815	1145	1960	392.0												
Opponents	5	298	434	839	1273	254.6												

The Automated ScoreBook
West Virginia Individual Season/Career Statistics (as of Oct 09, 2010)
All games

Scoring	SEASON						CAREER									
	td	fg	PAT			dpx	saf	pts	td	fg	PAT			dpx	saf	pts
kick	rush	rcv	pass	kick	rush				rcv	pass						
BITANCURT, Tyler	-	5-8	18-18	-	-	-	-	-	-	18-23	59-60	-	-	-	-	113
DEVINE, Noel	4	-	-	-	-	-	-	-	28	-	-	-	-	-	-	168
SANDERS, Jock	3	-	-	-	1	-	-	-	18	-	-	-	1	-	-	110
BAILEY, Stedman	3	-	-	-	-	-	-	-	3	-	-	-	-	-	-	18
STARKS, Brad	3	-	-	-	-	-	-	-	6	-	-	-	-	-	-	36
AUSTIN, Tavon	2	-	-	-	-	-	-	-	5	-	-	-	-	-	-	30
CLARKE, Ryan	1	-	-	-	-	-	-	-	9	-	-	-	-	-	-	54
JOHNSON, Will	1	-	-	-	-	-	-	-	3	-	-	-	-	-	-	18
WOODS, J.D.	1	-	-	-	-	-	-	-	1	-	-	-	-	-	-	6
LINDAMOOD, Matt	1	-	-	-	-	-	-	-	1	-	-	-	-	-	-	6
SMITH, Geno	-	-	-	-	-	1-1	-	-	-	-	-	-	-	1-1	-	0
Total	19	5-8	18-18	-	1	1-1	-	-	149							
Opponents	8	4-7	8-8	-	-	-	-	-	68							

Punt Returns	no.	yds	avg	td	lg	no.	yds	avg	td	lg
SANDERS, Jock	5	82	16.4	0	66	28	277	9.9	0	66
HOGAN, Brandon	3	15	5.0	0	6	13	118	9.1	0	49
Total	8	97	12.1	0	66					
Opponents	10	115	11.5	1	60					

Kick Returns	no.	yds	avg	td	lg	no.	yds	avg	td	lg
AUSTIN, Tavon	7	142	20.3	0	50	24	568	23.7	1	98
HOGAN, Brandon	3	61	20.3	0	23	5	82	16.4	0	23
DAVIS, Eddie	2	30	15.0	0	22	3	54	18.0	0	24
DEVINE, Noel	1	15	15.0	0	15	31	689	22.2	0	48
CLARKE, Ryan	1	18	18.0	0	18	1	18	18.0	0	18
Total	14	266	19.0	0	50					
Opponents	24	437	18.2	0	31					

Interceptions	no.	yds	avg	td	lg	no.	yds	avg	td	lg
TANDY, Keith	3	37	12.3	0	26	6	44	7.3	0	26
SMITH, Eain	1	38	38.0	0	38	1	38	38.0	0	38
HOGAN, Brandon	1	0	0.0	0	0	5	78	15.6	0	26
Total	5	80	16.0	0	38					
Opponents	3	90	30.0	0	53					

Fumble Returns	no.	yds	avg	td	lg	no.	yds	avg	td	lg
Total	0	0	0.0	0	0					
Opponents	1	3	3.0	0	3					

The Automated ScoreBook
West Virginia Individual Season/Career Statistics (as of Oct 09, 2010)
All games

All Purpose	SEASON								CAREER							
	g	rush	rcv	pr	kr	ir	total	avg/g	g	rush	rcv	pr	kr	ir	total	avg/g
DEVINE, Noel	5	475	114	0	15	0	604	120.8	43	3856	566	0	689	0	5111	118.9
AUSTIN, Tavon	5	39	366	0	142	0	547	109.4	18	86	517	0	568	0	1171	65.1
SANDERS, Jock	5	52	286	82	0	0	420	84.0	44	582	1538	277	216	0	2613	59.4
BAILEY, Stedma	5	0	154	0	0	0	154	30.8	5	0	154	0	0	0	154	30.8
CLARKE, Ryan	5	124	7	0	18	0	149	29.8	17	374	22	0	18	0	414	24.4
STARKS, Brad	5	0	100	0	0	0	100	20.0	26	10	673	0	0	0	683	26.3
HOGAN, Brando	4	0	0	15	61	0	76	19.0	39	0	67	118	82	78	345	8.8
JOHNSON, Will	5	0	62	0	0	0	62	12.4	38	0	204	0	0	0	204	5.4
SMITH, Geno	5	42	0	0	0	0	42	8.4	10	49	0	0	0	0	49	4.9
WOODS, J.D.	5	0	39	0	0	0	39	7.8	5	0	39	0	0	0	39	7.8
SMITH, Eain	5	0	0	0	0	38	38	7.6	31	0	0	0	0	38	38	1.2
TANDY, Keith	5	0	0	0	0	37	37	7.4	24	0	0	0	0	44	44	1.8
DAVIS, Eddie	4	0	0	0	30	0	30	7.5	26	65	2	0	54	0	121	4.7
ALSTON, Shawn	5	32	-3	0	0	0	29	5.8	10	50	-3	0	0	0	47	4.7
LINDAMOOD, M	5	22	6	0	0	0	28	5.6	17	22	6	0	0	0	28	1.6
JOHNSON, Trey	2	19	6	0	0	0	25	12.5	2	19	6	0	0	0	25	12.5
HARGRETT, Da	3	14	0	0	0	0	14	4.7	3	14	0	0	0	0	14	4.7
GARVIN, Terrenc	5	0	0	0	0	5	5	1.0	15	0	0	0	0	5	5	0.3
URBAN, Tyler	2	0	5	0	0	0	5	2.5	28	0	201	0	8	0	209	7.5
BRUNETTI, Barr	2	4	0	0	0	0	4	2.0	2	4	0	0	0	0	4	2.0
WHITE, Coley	2	0	3	0	0	0	3	1.5	3	7	3	0	0	0	10	3.3
MCCARTNEY, Iv	4	2	0	0	0	0	2	0.5	4	2	0	0	0	0	2	0.5
TEAM	3	-10	0	0	0	0	-10	-3.3								
Total	5	815	1145	97	266	80	2403	480.6								
Opponents	5	434	839	115	437	90	1915	383.0								

Field Goals	att	good	long	blkd	att	good	long	blkd
BITANCURT, Tyler	8	5	34	2	23	18	45	2
Total	8	5	34	2				
Opponents	7	4	49	0				

Punting	no.	yds	avg	lg	blk	no.	yds	avg	lg	blk
PUGNETTI, Gregg	25	1071	42.8	71	0	25	1071	42.8	71	0
Total	25	1071	42.8	71	0					
Opponents	33	1361	41.2	62	0					

Kickoffs	no.	yds	avg	tb	ob	no.	yds	avg	tb	ob
SMITH, Corey	28	1740	62.1	4	0	28	1740	62.1	4	0
Total	28	1740	62.1	4	0					
Opponents	16	1011	63.2	2	0					

The Automated ScoreBook
West Virginia Team Game-by-Game (as of Oct 09, 2010)
All games

TEAM STATISTICS

Date	Opponent	Rushing				Receiving				Passing				Kick Returns				Punt Returns				tot off
		no.	yds	td	lg	no.	yds	td	lg	cmp-att-int	yds	td	lg	no.	yds	td	lg	no.	yds	td	lg	
Sep 04	COASTAL CAROLINA	39	184	2	39	23	216	2	33	23-32-1	216	2	33	1	15	0	15	2	10	0	6	400
Sep 10	at Marshall	42	153	1	23	32	316	1	30	32-45-0	316	1	30	4	103	0	50	0	0	0	0	469
Sep 18	MARYLAND	55	201	0	50	19	268	4	32	19-30-1	268	4	32	4	57	0	19	3	69	0	66	469
Sep 25	at LSU	27	58	0	12	14	119	2	19	14-29-1	119	2	19	5	91	0	23	2	12	0	7	177
Oct 09	UNLV	33	219	4	48	13	226	3	48	13-20-0	226	3	48	0	0	0	0	1	6	0	6	445
Opponents		196	815	7	50	101	1145	12	48	101-156-3	1145	12	48	14	266	0	50	8	97	0	66	1960
		163	434	1	55	78	839	6	96	78-135-5	839	6	96	24	437	0	31	10	115	1	60	1273

Games played: 5
 Avg per rush: 4.2
 Avg per catch: 11.3
 Pass efficiency: 147.94
 Kick ret avg: 19.0
 Punt ret avg: 12.1
 All purpose avg/game: 480.6
 Total offense avg/gm: 392.0

Date	Opponent	Tackles				Sacks	Fumble		Pass Defense			Blkd	PAT Attempts						
		ua	a	total	tfl-yds		no-yds	ff	fr-yds	int-yds	qbh		brup	kick	kick	rush	rcv	saf	pts
Sep 04	COASTAL CAROLINA	38	36	74	7.0-27	0.0-0	1	1-0	1-0	0	5	0	4-4	0	0	0	0	0	31
Sep 10	at Marshall	20	52	72	4.0-13	0.0-0	1	1-0	0-0	1	2	0	1-1	0	1	0	0	24	
Sep 18	MARYLAND	34	18	52	9.0-66	8.0-65	2	1-0	0-0	0	4	0	4-4	0	0	0	0	31	
Sep 25	at LSU	26	46	72	3.0-14	2.0-8	0	0-0	2-45	0	6	0	2-2	0	0	0	0	14	
Oct 09	UNLV	45	38	83	9.0-38	3.0-21	1	0-0	2-35	2	5	0	7-7	0	0	0	0	49	
Opponents		163	190	353	32.0-158	13.0-94	5	3-0	5-80	3	22	0	18-18	0	1	0	0	149	
		184	194	378	30.0-115	6.0-48	9	7-3	3-90	9	15	2	8-8	0	0	0	0	68	

Date	Opponent	Punting										Field Goals			Kickoffs			
		no.	yds	avg	long	blkd	tb	fc	50+	i20	md-att	long	blkd	no.	yds	avg	tb	ob
Sep 04	COASTAL CAROLINA	6	295	49.2	71	0	0	1	3	3	1-1	21	0	6	387	64.5	0	0
Sep 10	at Marshall	4	155	38.8	45	0	0	1	0	2	3-4	34	1	5	317	63.4	1	0
Sep 18	MARYLAND	4	158	39.5	56	0	1	0	1	0	1-1	23	0	6	374	62.3	1	0
Sep 25	at LSU	6	241	40.2	48	0	0	2	0	1	0-2	0	1	3	159	53.0	0	0
Oct 09	UNLV	5	222	44.4	53	0	0	3	2	3	0-0	0	0	8	503	62.9	2	0
Opponents		25	1071	42.8	71	0	1	7	6	9	5-8	34	2	28	1740	62.1	4	0
		33	1361	41.2	62	0	3	6	7	14	4-7	49	0	16	1011	63.2	2	0

The Automated ScoreBook
West Virginia Opponent Game-by-Game (as of Oct 09, 2010)
All games

OPPONENT STATISTICS

Date	Opponent	Rushing				Receiving				Passing				Kick Returns				Punt Returns				tot off
		no.	yds	td	lg	no.	yds	td	lg	cmp-att-int	yds	td	lg	no.	yds	td	lg	no.	yds	td	lg	
Sep 04	COASTAL CAROLINA	33	63	0	13	14	123	0	23	14-27-1	123	0	23	6	94	0	22	2	3	0	5	186
Sep 10	at Marshall	27	135	0	55	20	229	3	96	20-29-0	229	3	96	4	76	0	26	1	8	0	8	364
Sep 18	MARYLAND	27	-10	0	12	13	227	2	80	13-24-0	227	2	80	5	101	0	31	2	7	0	5	217
Sep 25	at LSU	36	150	1	16	11	80	0	20	11-23-2	80	0	20	3	61	0	25	3	90	1	60	230
Oct 09	UNLV	40	96	0	45	20	180	1	51	20-32-2	180	1	51	6	105	0	26	2	7	0	4	276
West Virginia		163	434	1	55	78	839	6	96	78-135-5	839	6	96	24	437	0	31	10	115	1	60	1273
West Virginia		196	815	7	50	101	1145	12	48	101-156-3	1145	12	48	14	266	0	50	8	97	0	66	1960

Games played: 5
 Avg per rush: 2.7
 Avg per catch: 10.8
 Pass efficiency: 117.24
 Kick ret avg: 18.2
 Punt ret avg: 11.5
 All purpose avg/game: 383.0
 Total offense avg/gm: 254.6

Date	Opponent	Tackles				Sacks no-yds	Fumble		Pass Defense			Blkd kick	PAT Attempts				saf	pts	
		ua	a	total	tfl-yds		ff	fr-yds	int-yds	qbh	brup		kick	rush	rcv				
Sep 04	COASTAL CAROLINA	38	42	80	9.0-27	0.0-0	2	2-0	1-37	0	3	0	0-0	0	0	0	0	0	0
Sep 10	at Marshall	39	56	95	8.0-36	3.0-24	3	2-0	0-0	4	0	1	3-3	0	0	0	0	0	21
Sep 18	MARYLAND	50	42	92	6.0-28	2.0-19	2	2-0	1-53	2	2	0	2-2	0	0	0	0	0	17
Sep 25	at LSU	21	44	65	4.0-8	0.0-0	1	1-3	1-0	3	8	1	2-2	0	0	0	0	0	20
Oct 09	UNLV	36	10	46	3.0-16	1.0-5	1	0-0	0-0	0	2	0	1-1	0	0	0	0	0	10
West Virginia		184	194	378	30.0-115	6.0-48	9	7-3	3-90	9	15	2	8-8	0	0	0	0	0	68
West Virginia		163	190	353	32.0-158	13.0-94	5	3-0	5-80	3	22	0	18-18	0	1	0	0	0	149

Date	Opponent	Punting								Field Goals			Kickoffs					
		no.	yds	avg	long	blkd	tb	fc	50+	i20	md-att	long	blkd	no.	yds	avg	tb	ob
Sep 04	COASTAL CAROLINA	8	281	35.1	48	0	0	0	0	2	0-2	0	0	1	58	58.0	0	0
Sep 10	at Marshall	7	282	40.3	51	0	2	2	1	3	0-1	0	0	4	237	59.2	0	0
Sep 18	MARYLAND	7	317	45.3	62	0	0	2	2	4	1-1	35	0	4	246	61.5	0	0
Sep 25	at LSU	6	265	44.2	55	0	1	1	2	4	2-2	49	0	5	330	66.0	0	0
Oct 09	UNLV	5	216	43.2	51	0	0	1	2	1	1-1	39	0	2	140	70.0	2	0
West Virginia		33	1361	41.2	62	0	3	6	7	14	4-7	49	0	16	1011	63.2	2	0
West Virginia		25	1071	42.8	71	0	1	7	6	9	5-8	34	2	28	1740	62.1	4	0

The Automated ScoreBook
West Virginia Game Superlatives (as of Oct 09, 2010)
All games

INDIVIDUAL GAME HIGHS

Rushes	27	DEVINE, Noel vs Maryland (Sep 18, 2010)
Yards Rushing	131	DEVINE, Noel vs Maryland (Sep 18, 2010)
TD Rushes	2	DEVINE, Noel vs UNLV (Oct 09, 2010)
Long Rush	50	DEVINE, Noel vs Maryland (Sep 18, 2010)
Pass attempts	45	SMITH, Geno at Marshall (Sep 10, 2010)
Pass completions	32	SMITH, Geno at Marshall (Sep 10, 2010)
Yards Passing	316	SMITH, Geno at Marshall (Sep 10, 2010)
TD Passes	4	SMITH, Geno vs Maryland (Sep 18, 2010)
Long Pass	48	SMITH, Geno vs UNLV (Oct 09, 2010)
Receptions	10	DEVINE, Noel at Marshall (Sep 10, 2010)
Yards Receiving	106	AUSTIN, Tavon vs Maryland (Sep 18, 2010)
TD Receptions	3	STARKS, Brad vs UNLV (Oct 09, 2010)
Long Reception	48	STARKS, Brad vs UNLV (Oct 09, 2010)
Field Goals	3	BITANCURT, Tyler at Marshall (Sep 10, 2010)
Long Field Goal	34	BITANCURT, Tyler at Marshall (Sep 10, 2010)
Punts	6	PUGNETTI, Gregg vs Coastal Carolina (Sep 04, 2010)
	6	PUGNETTI, Gregg at LSU (Sep 25, 2010)
Punting Avg	49.2	PUGNETTI, Gregg vs Coastal Carolina (Sep 04, 2010)
Long Punt	71	PUGNETTI, Gregg vs Coastal Carolina (Sep 04, 2010)
Long Punt Return	66	SANDERS, Jock vs Maryland (Sep 18, 2010)
Long Kickoff Return	50	AUSTIN, Tavon at Marshall (Sep 10, 2010)
Tackles	10	GARVIN, Terrence vs Coastal Carolina (Sep 04, 2010)
	10	GOODE, Najee at Marshall (Sep 10, 2010)
Sacks	3.0	IRVIN, Bruce vs Maryland (Sep 18, 2010)
Tackles For Loss	3.0	IRVIN, Bruce vs Maryland (Sep 18, 2010)
Interceptions	2	TANDY, Keith vs UNLV (Oct 09, 2010)

The Automated ScoreBook
West Virginia Game Superlatives (as of Oct 09, 2010)
All games

TEAM GAME HIGHS

Rushes	55	vs Maryland (Sep 18, 2010)
Yards Rushing	219	vs UNLV (Oct 09, 2010)
Yards Per Rush	6.6	vs UNLV (Oct 09, 2010)
TD Rushes	4	vs UNLV (Oct 09, 2010)
Pass attempts	45	at Marshall (Sep 10, 2010)
Pass completions	32	at Marshall (Sep 10, 2010)
Yards Passing	316	at Marshall (Sep 10, 2010)
Yards Per Pass	11.3	vs UNLV (Oct 09, 2010)
TD Passes	4	vs Maryland (Sep 18, 2010)
Total Plays	87	at Marshall (Sep 10, 2010)
Total Offense	469	at Marshall (Sep 10, 2010)
	469	vs Maryland (Sep 18, 2010)
Yards Per Play	8.4	vs UNLV (Oct 09, 2010)
Points	49	vs UNLV (Oct 09, 2010)
Sacks By	8	vs Maryland (Sep 18, 2010)
First Downs	28	at Marshall (Sep 10, 2010)
Penalties	9	vs Maryland (Sep 18, 2010)
Penalty Yards	68	vs UNLV (Oct 09, 2010)
Turnovers	3	vs Coastal Carolina (Sep 04, 2010)
	3	vs Maryland (Sep 18, 2010)
Interceptions By	2	at LSU (Sep 25, 2010)
	2	vs UNLV (Oct 09, 2010)

The Automated ScoreBook
West Virginia Game Superlatives (as of Oct 09, 2010)
All games

OPPONENT INDIVIDUAL GAME HIGHS

Rushes	20	Stevan Ridley, at LSU (Sep 25, 2010)
Yards Rushing	116	Stevan Ridley, at LSU (Sep 25, 2010)
TD Rushes	1	Stevan Ridley, at LSU (Sep 25, 2010)
Long Rush	55	WARD, Martin, at Marshall (Sep 10, 2010)
Pass attempts	29	ANDERSON, Brian, at Marshall (Sep 10, 2010)
Pass completions	20	ANDERSON, Brian, at Marshall (Sep 10, 2010)
Yards Passing	229	ANDERSON, Brian, at Marshall (Sep 10, 2010)
TD Passes	3	ANDERSON, Brian, at Marshall (Sep 10, 2010)
Long Pass	96	ANDERSON, Brian, at Marshall (Sep 10, 2010)
Receptions	4	DURAN, David, vs Coastal Carolina (Sep 04, 2010)
	4	DOBSON, Aaron, at Marshall (Sep 10, 2010)
	4	SMITH, Lee, at Marshall (Sep 10, 2010)
	4	Rueben Randle, at LSU (Sep 25, 2010)
Yards Receiving	149	To. Smith, vs Maryland (Sep 18, 2010)
TD Receptions	2	WILSON, Antaviou, at Marshall (Sep 10, 2010)
	2	To. Smith, vs Maryland (Sep 18, 2010)
Long Reception	96	DOBSON, Aaron, at Marshall (Sep 10, 2010)
Field Goals	2	Josh Jasper, at LSU (Sep 25, 2010)
Long Field Goal	49	Josh Jasper, at LSU (Sep 25, 2010)
Punts	8	ERDMAN, Ben, vs Coastal Carolina (Sep 04, 2010)
Punting Avg	46.0	Derek Helton, at LSU (Sep 25, 2010)
Long Punt	62	Baltz, vs Maryland (Sep 18, 2010)
Long Punt Return	60	Pa. Peterson, at LSU (Sep 25, 2010)
Long Kickoff Return	31	To. Smith, vs Maryland (Sep 18, 2010)
Tackles	16	HARVEY, Mario, at Marshall (Sep 10, 2010)
	16	Wujciak, vs Maryland (Sep 18, 2010)
Sacks	2.0	CURRY, Vinny, at Marshall (Sep 10, 2010)
Tackles For Loss	3.0	HARVEY, Mario, at Marshall (Sep 10, 2010)
	3.0	CURRY, Vinny, at Marshall (Sep 10, 2010)
	3.0	Drakeford, vs Maryland (Sep 18, 2010)
Interceptions	1	DAVENPORT, D., vs Coastal Carolina (Sep 04, 2010)
	1	Tate, vs Maryland (Sep 18, 2010)
	1	Tyrann Mathieu, at LSU (Sep 25, 2010)

The Automated ScoreBook
West Virginia Game Superlatives (as of Oct 09, 2010)
All games

OPPONENT TEAM GAME HIGHS

Rushes	40	vs UNLV (Oct 09, 2010)
Yards Rushing	150	at LSU (Sep 25, 2010)
Yards Per Rush	5.0	at Marshall (Sep 10, 2010)
TD Rushes	1	at LSU (Sep 25, 2010)
Pass attempts	32	vs UNLV (Oct 09, 2010)
Pass completions	20	at Marshall (Sep 10, 2010)
	20	vs UNLV (Oct 09, 2010)
Yards Passing	229	at Marshall (Sep 10, 2010)
Yards Per Pass	9.5	vs Maryland (Sep 18, 2010)
TD Passes	3	at Marshall (Sep 10, 2010)
Total Plays	72	vs UNLV (Oct 09, 2010)
Total Offense	364	at Marshall (Sep 10, 2010)
Yards Per Play	6.5	at Marshall (Sep 10, 2010)
Points	21	at Marshall (Sep 10, 2010)
Sacks By	3	at Marshall (Sep 10, 2010)
First Downs	16	at Marshall (Sep 10, 2010)
Penalties	12	at LSU (Sep 25, 2010)
Penalty Yards	120	at LSU (Sep 25, 2010)
Turnovers	2	vs Coastal Carolina (Sep 04, 2010)
	2	at LSU (Sep 25, 2010)
	2	vs UNLV (Oct 09, 2010)
Interceptions By	1	vs Coastal Carolina (Sep 04, 2010)
	1	vs Maryland (Sep 18, 2010)
	1	at LSU (Sep 25, 2010)

The Automated ScoreBook
West Virginia Red-Zone Results (as of Oct 09, 2010)
All games

West Virginia Inside Opponent Red-Zone

Date	Opponent	Score	Times In RZ	Times Scored	Total Pts	Rush TDs	Pass TDs	FGs Made	Failed to score inside RZ						
									FGA	Down	Int	Fumb	Half	Game	
Sep 04, 2010	COASTAL CAROLINA	W 31-0	6	5	31	4	2	2	1	0	0	0	1	0	0
Sep 10, 2010	at Marshall	W 24-21	6	5	24	2	1	1	3	0	1	0	0	0	0
Sep 18, 2010	MARYLAND	W 31-17	6	5	31	4	0	4	1	0	0	0	1	0	0
Sep 25, 2010	at LSU	L 14-20	3	2	14	2	0	2	0	1	0	0	0	0	0
Oct 09, 2010	UNLV	W 49-10	4	3	21	3	2	1	0	0	0	0	0	1	0
Totals			25	20	121	15	5	10	5	1	1	0	2	1	0
20 of 25 (80.0%)															

Opponents Inside West Virginia Red-Zone

Date	Opponent	Score	Times In RZ	Times Scored	Total Pts	Rush TDs	Pass TDs	FGs Made	Failed to score inside RZ						
									FGA	Down	Int	Fumb	Half	Game	
Sep 04, 2010	COASTAL CAROLINA	W 31-0	0	0	0	0	0	0	0	0	0	0	0	0	0
Sep 10, 2010	at Marshall	W 24-21	3	2	14	2	0	2	0	0	0	0	1	0	0
Sep 18, 2010	MARYLAND	W 31-17	1	1	3	0	0	0	1	0	0	0	0	0	0
Sep 25, 2010	at LSU	L 14-20	3	2	10	1	1	0	1	0	0	0	0	1	0
Oct 09, 2010	UNLV	W 49-10	1	1	7	1	0	1	0	0	0	0	0	0	0
Totals			8	6	34	4	1	3	2	0	0	0	1	1	0
6 of 8 (75.0%)															

The Automated ScoreBook
West Virginia By-Quarter Statistics (as of Oct 09, 2010)
All games

3rd-Down Conversions

Date	Opponent	Score	Overall	1st Qtr	2nd Qtr	3rd Qtr	4th Qtr	Overtime
Sep 04, 2010	COASTAL CAROLINA	W 31-0	9-17 52.9	3-5 60.0	1-4 25.0	4-4 100.0	1-4 25.0	
Sep 10, 2010	at Marshall	W 24-21	8-18 44.4	0-1 0.0	3-6 50.0	1-4 25.0	3-5 60.0	1-2 50.0
Sep 18, 2010	MARYLAND	W 31-17	11-18 61.1	3-3 100.0	4-6 66.7	2-5 40.0	2-4 50.0	
Sep 25, 2010	at LSU	L 14-20	2-13 15.4	0-3 0.0	1-5 20.0	0-1 0.0	1-4 25.0	
Oct 09, 2010	UNLV	W 49-10	4-11 36.4	0-2 0.0	1-2 50.0	2-3 66.7	1-4 25.0	
West Virginia			34-77 44.2	6-14 42.9	10-23 43.5	9-17 52.9	8-21 38.1	1-2 50.0
Opponents			18-71 25.4	3-13 23.1	4-18 22.2	8-24 33.3	3-15 20.0	0-1 0.0

4th-Down Conversions

Date	Opponent	Score	Overall	1st Qtr	2nd Qtr	3rd Qtr	4th Qtr	Overtime
Sep 04, 2010	COASTAL CAROLINA	W 31-0	1-1 100.0	1-1 100.0	0-0 0.0	0-0 0.0	0-0 0.0	
Sep 10, 2010	at Marshall	W 24-21	1-2 50.0	0-0 0.0	0-1 0.0	0-0 0.0	1-1 100.0	0-0 0.0
Sep 18, 2010	MARYLAND	W 31-17	0-1 0.0	0-0 0.0	0-1 0.0	0-0 0.0	0-0 0.0	
Sep 25, 2010	at LSU	L 14-20	1-1 100.0	0-0 0.0	1-1 100.0	0-0 0.0	0-0 0.0	
Oct 09, 2010	UNLV	W 49-10	2-2 100.0	0-0 0.0	0-0 0.0	0-0 0.0	2-2 100.0	
West Virginia			5-7 71.4	1-1 100.0	1-3 33.3	0-0 0.0	3-3 100.0	0-0 0.0
Opponents			4-10 40.0	1-2 50.0	0-1 0.0	1-2 50.0	2-5 40.0	0-0 0.0

Time of Possession

Date	Opponent	Score	Overall	1st Qtr	2nd Qtr	3rd Qtr	4th Qtr	Overtime
Sep 04, 2010	COASTAL CAROLINA	W 31-0	32:09	9:00	10:12	6:52	6:05	
Sep 10, 2010	at Marshall	W 24-21	33:45	8:14	10:26	6:49	8:16	0:00
Sep 18, 2010	MARYLAND	W 31-17	37:02	9:17	9:58	6:54	10:53	
Sep 25, 2010	at LSU	L 14-20	26:07	6:27	10:03	2:14	7:23	
Oct 09, 2010	UNLV	W 49-10	23:57	6:27	3:35	4:52	9:03	
West Virginia			Total	39:25	44:14	27:41	41:40	0:00
			Avg.	7:53	8:50	5:32	8:20	0:00
Opponents			Total	35:35	30:46	47:12	33:20	0:00
			Avg.	7:07	6:09	9:26	6:40	0:00

The Automated ScoreBook
West Virginia Games Played (as of Oct 11, 2010)
All games

##	PLAYER	GP-GS	COASTA	MAR	MD	LS	LV
81	WOODS, J.D.	5/2	XXX	START	XXX	XXX	START
20	ALSTON, Shawne	5/-	XXX	XXX	XXX	XXX	XXX
53	ANDERSON, Tyler	5/-	XXX	XXX	XXX	XXX	XXX
1	AUSTIN, Tavon	5/5	START	START	START	START	START
10	BAILEY, Stedman	5/5	START	START	START	START	START
64	BARCLAY, Don	5/5	START	START	START	START	START
60	BASSLER, John	5/-	XXX	XXX	XXX	XXX	XXX
26	BELL, Travis	5/-	XXX	XXX	XXX	XXX	XXX
93	BERRY, Scooter	5/5	START	START	START	START	START
40	BITANCURT, Tyle	5/-	XXX	XXX	XXX	XXX	XXX
72	BOWERS, Cole	4/2	XXX	...	XXX	START	START
18	BOWSER, Brant	5/-	XXX	XXX	XXX	XXX	XXX
57	BRAUN, Jeff	5/5	START	START	START	START	START
4D	BRUNETTI, Barry	2/-	XXX	XXX
17	BUSICK, Branko	2/-	XXX	XXX
32	CLARKE, Ryan	5/-	XXX	XXX	XXX	XXX	XXX
98	CLARKE, Will	2/-	XXX	XXX
25	COOK, Darwin	5/-	XXX	XXX	XXX	XXX	XXX
3	DAVIS, Eddie	5/-	XXX	XXX	XXX	XXX	XXX
7	DEVINE, Noel	5/4	START	START	START	START	XXX
33	DORSEY, Mike	5/-	XXX	XXX	XXX	XXX	XXX
76	EGER, Pat	2/-	XXX	XXX
95	FEIGT, Curtis	1/-	XXX
92	FORD, Larry	2/-	XXX	XXX
28	GARVIN, Terence	5/5	START	START	START	START	START
4	GLOVER, Sidney	5/4	XXX	START	START	START	START
52	GOODE, Najee	5/5	START	START	START	START	START
29	HALE, Trippe	4/-	...	XXX	XXX	XXX	XXX
1D	HARGRETT, Daqua	3/-	XXX	...	XXX	...	XXX
22	HOGAN, Brandon	4/4	START	START	...	START	START
34	HOWARD, John	2/-	...	XXX	...	XXX	...
78	HUFFMAN, C.J.	1/-	XXX
11	IRVIN, Bruce	5/-	XXX	XXX	XXX	XXX	XXX
23	JENKINS, Brod	5/-	XXX	XXX	XXX	XXX	XXX
77	JENKINS, Josh	3/3	START	START	START
61	JOBE, Eric	4/4	START	...	START	START	START
27	JOHNSON, Trey	2/-	XXX	XXX
6	JOHNSON, Will	5/2	XXX	XXX	START	START	XXX
48	KASH, Jeremy	5/-	XXX	XXX	XXX	XXX	XXX
37	KNIGHT, Derek	2/-	XXX	...	XXX
41	KOVATCH, Ricky	5/-	XXX	XXX	XXX	XXX	XXX
91	LAGEMAN, J.B.	2/-	XXX	XXX
31	LAZEAR, Pat	2/-	XXX	XXX
45	LEONARD, Anthon	5/5	START	START	START	START	START
38	LINDAMOOD, Matt	5/-	XXX	XXX	XXX	XXX	XXX
74	MADSEN, Joe	5/5	START	START	START	START	START
5	MCCARTNEY, Ivan	4/-	XXX	XXX	XXX	...	XXX

The Automated ScoreBook
 West Virginia Games Played (as of Oct 11, 2010)
 All games

##	PLAYER	GP-GS	COASTA	MAR	MD	LS	LV
42	MILES, Donovan	1/-	XXX
97	MILLER, Julian	5/4	START	START	START	XXX	START
6D	MILLER, Pat	5/1	XXX	XXX	START	XXX	XXX
80	NEHLEN, Ryan	2/-	XXX	XXX
90	NEILD, Chris	5/5	START	START	START	START	START
87	NUTTER, Cody	5/-	XXX	XXX	XXX	XXX	XXX
36	PUGNETTI, Gregg	5/-	XXX	XXX	XXX	XXX	XXX
55	RADER, Tyler	2/-	XXX	XXX
47	RIGG, Doug	5/-	XXX	XXX	XXX	XXX	XXX
9	SANDERS, Jock	5/5	START	START	START	START	START
2	SANDS, Robert	5/5	START	START	START	START	START
44	SMITH, Corey	5/-	XXX	XXX	XXX	XXX	XXX
24	SMITH, Eain	5/1	START	XXX	XXX	XXX	XXX
12	SMITH, Geno	5/5	START	START	START	START	START
35	SMITH, Lawrence	5/-	XXX	XXX	XXX	XXX	XXX
65	SNODGRASS, Chad	4/-	XXX	...	XXX	XXX	XXX
14	SNOOK, Chris	5/-	XXX	XXX	XXX	XXX	XXX
2D	STARKS, Brad	5/1	XXX	XXX	XXX	XXX	START
8	TANDY, Keith	5/5	START	START	START	START	START
94	TAYLOR, Josh	4/-	XXX	...	XXX	XXX	XXX
30	THOMAS, J.T.	5/5	START	START	START	START	START
59	TIMMERMAN, Matt	5/-	XXX	XXX	XXX	XXX	XXX
89	URBAN, Tyler	2/1	START	XXX
43	VANCE, Casey	5/-	XXX	XXX	XXX	XXX	XXX
15	WHITE, Coley	2/-	XXX	XXX
99	WRIGHT, Jorge	5/1	XXX	XXX	XXX	START	XXX