



**USF Bulls (3-4, 0-0 BIG EAST)**

**VS.**

**Vanderbilt Commodores (6-3, 0-0 SEC)**

The USF men's basketball team will begin a four-game in seven-day road trip starting Tuesday vs. Vanderbilt in Nashville as part of the SEC/BIG EAST Invitational before heading to Puerto Rico for three games.

The Bulls take on the Commodores at 7 p.m. on Tuesday, Dec. 16, at the Sommet Center in a nationally televised game on ESPN2. It is part of an SEC/BIG EAST double header with Marquette-Tennessee after the USF game.

The Vanderbilt game can be heard on WHNZ 1250 AM and GoUSFBulls.com. A live blog will also be ongoing during the game on GoUSFBulls.com.

The Bulls are 3-4 on the year after dropping a 70-55 decision to Niagara on Sunday, Dec. 14. Senior guard Jesus Verdejo led USF with a team-high 20 points. Junior transfer Mike Mercer and freshman transfer Augustus Gilchrist made their debuts vs. Niagara.

After Vanderbilt, the Bulls depart for San Juan, Puerto Rico on Thursday, Dec. 18, in preparation for a trio of games Dec. 20-22. USF faces Murray State on Saturday, Dec. 20, at 3 p.m. ET, Wright State on Sunday, Dec. 21, at 5:15 p.m. ET and Oral Roberts on Monday, Dec. 22, at 5:15 p.m. ET. The Murray State game can be heard on 620 AM with the other two on WHNZ 1250 AM. All three games can also be heard on GoUSFBulls.com.

**SETTING THE SCENE**

**DATE:** Tuesday, Dec. 16, 2008

**TIP-OFF:** 7 p.m. ET

**LOCATION:** Nashville, Tenn. - Sommet Center (16,428)

**TELEVISION:** ESPN2 with Brad Nessler, Jimmy Dykes and Jeannine Edwards calling the game.

**WEBCAST:** GoUSFBulls.com (audio)

**RADIO:** 1250 AM with Jim Lighthall handling play-by-play and Todd Kalas as color analyst.

**USF'S LAST TIME OUT:** Lost, 70-55, vs. Niagara on Dec. 14.

**VANDERBILT'S LAST TIME OUT:** Beat Alabama A&M, 78-55, at home on Dec. 10.

**SERIES HISTORY:** Tied 1-1

**LAST MEETING:** USF won, 66-65, at Clemson on Nov. 29, 1985.

**USF CONTACT INFO:** Jeff Wuerth, Assistant Director of Athletic Communications, handles all media relations responsibilities for the men's basketball program. He can be reached at 614-402-2204 (C) or 813-974-7099 (O); or via email at jwuerth@admin.usf.edu.

**WEBSITE:** GoUSFBulls.com

**VANDERBILT CONTACT INFO:** VU's Andy Boggs handles media relations for men's basketball and can be reached at 615-343-1847 or Andy.Boggs@Vanderbilt.edu.

**WEBSITE:** vucommidores.com

**USF TICKETS:** 1-800-GoBulls

**USF SCHEDULE**

DATE	(RANK) OPPONENT	TIME ET/RESULT (TV/WEBCAST)
Tues., Nov. 4	<b>WEST FLORIDA (Exhibition)</b>	W, 80-41
Mon., Nov. 10	<b>TAMPA (Exhibition)</b>	W, 79-64
Fri., Nov. 14	<b>SMU</b>	W, 60-46
Wed., Nov. 19	at Virginia	L, 77-75
Tues., Nov. 25	<b>HIGH POINT</b>	W, 59-46
Sat., Nov. 29	<b>NORTHEASTERN</b>	W, 55-37
Wed., Dec. 3	at UAB	L, 78-77 (OT)
Sat., Dec. 6	at UCF	L, 71-63
Sun., Dec. 14	<b>NIAGARA</b>	L, 70-55
Tues., Dec. 16	vs. Vanderbilt [1]	7 p.m. (ESPN2)
Sat., Dec. 20	vs. Murray State [2]	3 p.m.
Sun, Dec. 21	vs. Wright State [2]	6:15 p.m.
Mon., Dec. 22	Oral Roberts [2]	6:15 p.m.
Sat., Dec. 27	<b>IONA</b>	7 p.m. (BHSN)
Fri., Jan. 2	<b>SYRACUSE *</b>	8:30 p.m. (ESPN)
Wed., Jan. 7	<b>LOUISVILLE *</b>	7 p.m. (ESPN2)
Sat., Jan. 10	at DePaul *	2 p.m. (ESPN360)
Wed., Jan. 14	at Pittsburgh *	7 p.m. (ESPNU)
Sat., Jan. 17	at West Virginia *	Noon (ESPN Regional/BEN-GW/WFTS ABC)
Tues., Jan. 20	<b>DEPAUL *</b>	9 p.m. (ESPNU)
Sat., Jan. 24	<b>VILLANOVA *</b>	Noon (ESPN Regional/BEN-GW/WFTS ABC)
Wed., Jan. 28	at Louisville *	7 p.m. (ESPN Regional/BEN-L/WFTS ABC)
Sun., Feb. 1	at St. John's *	2 p.m. (ESPNU)
Fri., Feb. 6	<b>MARQUETTE *</b>	7 p.m. (ESPN Regional/BEN-L/BHSN)
Tues., Feb. 10	<b>PROVIDENCE *</b>	7 p.m. (ESPN360)
Sun., Feb. 15	at Notre Dame *	2 p.m. (ESPN Regional/BEN-L/BHSN)
Wed., Feb. 18	<b>GEORGETOWN *</b>	7 p.m. (ESPN Regional/BEN-L/WFTS ABC)
Sat., Feb. 21	at Connecticut *	2 p.m. (ESPN Regional/BEN-L/BHSN)
Wed., Feb. 25	at Seton Hall *	7 p.m. (ESPN Regional/BEN-L/BHSN)
Sun., March 1	<b>WEST VIRGINIA *</b>	4 p.m. (ESPN Regional/BEN-L/BHSN)
Tues., March 3	<b>CINCINNATI *</b>	7 p.m. (ESPNU)
Sat., March 7	at Rutgers *	2 p.m. (ESPN360)
March 10-14	BIG EAST Conference Championship	ESPN family of stations (Madison Square Garden)

Note: Every BIG EAST Conference game will be televised either nationally or locally

BEN-GW = BIG EAST Network Game of the Week

BEN-L = BIG EAST Network locally televised game

BHSN = Bright House Sports Network

[1] 2008 SEC/BIG EAST Invitational (Sommet Center - Nashville, Tenn.)

[2] San Juan Shootout (Marion Morales Coliseum - Guaynoba, Puerto Rico)

\* BIG EAST Conference Game

Home games in BOLD CAPS; All times Eastern and subject to change

First ranking is ESPN/USA Today Coaches' poll, followed by Associated Press ranking

Games can be heard on WHNZ 1250 AM, WBUL 1620 AM and GoUSFBulls.com

**Weekly Schedule (schedule is tentative and subject to change)**

Monday	Tuesday	Wednesday	Thursday	Friday	Saturday	Sunday
10 a.m. Practice	7 p.m. ET vs. Vanderbilt	TBA Practice	Depart for Puerto Rico	TBA Practice	3 p.m. vs. Murray State	5:15 p.m. vs. Wright State

# USF Men's Basketball Game Notes

## 2008-09 USF MEN'S BASKETBALL ROSTER

#	Name	Pos.	Ht.	Wt.	Yr.	Hometown	High School/Last School
1	Eladio Espinosa	F	6-7	220	Fr.	Norlina, N.C.	Hargrave Military Academy (Va.)
2	Mike Mercer [1]	G	6-4	195	Jr.	Snellville, Ga.	South Gwinnett/Georgia
3	Chris Howard	G	6-3	200	Jr.	Lorton, Va.	Friendly (Md.)
4	Gaby Belardo	G	6-2	180	Fr.	San Juan, Puerto Rico	Notre Dame Prep (Mass.)
5	B.J. Daniels [2]	G	6-1	200	Fr.	Tallahassee, Fla.	Lincoln
10	Justin Leemow	G	6-1	175	Fr.	Brooklyn, N.Y.	Mt. Zion Christian Adacemy (N.C.)
11	Alex Rivas	C	6-10	230	Jr.	Santiago, Dominican Republic	Laurinburg Prep (N.C.)/Pratt CC (Kan.)
15	Ryan Kardok	G	6-3	188	Jr.	Parkland, Fla.	Stoneman Douglas/Broward CC
20	Dominique Jones	G	6-4	205	So.	Lake Wales, Fla.	Lake Wales
21	Mitch Emory	F	6-6	205	Fr.	Cocoa Beach, Fla.	Cocoa Beach
23	Jesus Verdejo	G	6-4	205	Sr.	Carolina, Puerto Rico	The Winchendon School (Mass.)/Arizona
24	Augustus Gilchrist [3]	F/C	6-10	235	Fr.	Clinton, Md.	Progressive Christian Academy
32	Aris Williams	F	6-9	235	Sr.	Columbia, Md.	Georgetown Prep/Valparaiso
33	Mobolaji Ajayi	F	6-9	225	Sr.	Kano, Nigeria	Standard Comprehensive/Palm Beach CC (Fla.)

[1] = mid-year transfer who became eligible on Dec. 14, 2008

[2] = scholarship quarterback on the football team who joined the team on Dec. 5

[3] = summer transfer who became eligible on Dec. 14, 2008

**Head Coach:** Stan Heath (Eastern Michigan University, 1988)

**Assistant Coach:** Dan Hipsher (Bowling Green State University, 1977)

**Assistant Coach:** Reggie Hanson (University of Kentucky, 1991)

**Assistant Coach:** Byron Samuels (UNC Asheville, 1986)

**Director of Basketball Operations:** Tommy Tonelli (University of South Florida, 1986)

**Video and Conditioning Assistant:** Terrelle Woody

### Pronunciation Guide:

Mobolaji Ajayi:	Moe-bology Ah-jie-EEE
Gaby Belardo:	Gab-EEE
Eladio Espinosa:	Uh-LAH-dio
Augustus Gilchrist:	Gill-crist
Justin Leemow:	Lee-mow (as in now)
Alex Rivas:	Ree-voss
Jesus Verdejo:	Ver-deh-ho

### USF POSTGAME PROCEDURES

USF players along with head coach Stan Heath will be available following a minimum 10-minute cooling-off period both at home and the road.

**AT HOME:** The visiting coach will be asked to address the media in the post-game media room located in USF Sun Dome Room 116 in the north-east area of the court level as soon as possible following the conclusion of the game. Heath and select players will address the media following the visiting coach.

**ON THE ROAD:** Heath will be taken to the designated interview room following USF's scheduled post-game radio commitment. Players will be available outside the USF locker room.

Please direct questions about interview policies and locations to Jeff Wuerth, USF Assistant Director of Communications, or any member of the USF Athletics Communications staff.

### YEAR TWO OF THE HEATH ERA IS UNDERWAY

This season marks head coach Stan Heath's second season at the helm. He is the eighth head coach in the 38-year history of the program.

### LEADING THE BULLS

Senior guard Jesus Verdejo leads USF at 17.6 points per game with sophomore guard Dominique Jones right behind him at 17.0 an outing. Senior forward Aris Williams leads the team at 5.6 rebounds per games and Jones leads in assists at 4.6 a game.

### ABOUT VANDERBILT

The Bulls head to Nashville to take on Vanderbilt in the SEC/BIG EAST Invitational on Dec. 16, at 7 p.m. at the Sommet Center. The Commodores are coached by Kevin Stallings who is in his 10th season at Vanderbilt. They return two starters from last year's team, including 6-11 sophomore center A.J. Ogilvy. Ogilvy leads Vandy in scoring and rebounding at 15.3 points and 6.6 boards per game.

### THE VANDY SERIES

USF and Vanderbilt have met twice previously, splitting the two meetings. USF won the last meeting between the teams, 66-65, in a game played at Clemson on Nov. 29, 1985.

### BULLS FALL TO NIAGARA, 70-55

Tyrone Lewis scored 23 points to lead Niagara to a 70-55 win against the University of South Florida on Dec. 14 at the Sun Dome.

Benson Egemonye scored 17 for the Purple Eagles (7-2) and Bilal Benn contributed 14 points and 10 rebounds for Niagara.

Jesus Verdejo scored 20 points to pace USF (3-4). Transfers Mike Mercer and Augustus Gilchrist finished with 12 and eight, respectively, in their USF debuts.

Lewis had four long-range baskets midway through the first to put the Purple Eagles ahead by eight midway through the half, and Niagara led 32-29 at the break. Verdejo hit a 3-pointer midway through the second to pull the Bulls within 57-49, but Niagara scored 10 straight to put the game away.

Gilchrist and Chris Howard led USF with six rebounds each, while Dominique Jones finished with eight points, four rebounds and four assists.

Niagara came in ranked 10th in the NCAA averaging 10.6 steals per game, and had 11 on Sunday.

# USF Men's Basketball Game Notes

## USF Men's Basketball Quick Facts

Location.....	Tampa, Fla.
Enrollment .....	46,174
Founded.....	1956
Colors .....	Green and Gold
Nickname .....	Bulls
Affiliation .....	NCAA, Division I
Conference .....	BIG EAST
Home Court.....	The Sun Dome
Capacity .....	10,411
President .....	Dr. Judy Genshaft
Alma Mater, Yr. ....	Wisconsin, '69
Director of Athletics .....	Doug Woolard
Alma Mater, Yr. ....	SIU Carbondale, '73
Faculty Representative .....	Dr. Robert Sullins
Senior Associate AD/Basketball Administrator.....	Barry Clements
Athletics Department Phone.....	(813) 974-2125
Athletic Ticket Office: .....	(800) Go-Bulls

## History

All-Time Record .....	505-554
All-Time Conference Record.....	154-279
All-Time Seasons .....	38th season
First Season .....	1971-72
NCAA Appearances:.....	Two (1989-90, 1991-92)
NIT Appearances:.....	Seven
.....	(1980-81, 1982-83, 1984-85, 1990-91, 1994-95, 1999-00, 2001-02)
Conference Regular-Season Titles.....	None
Conference Tournament Titles.....	One (Sun Belt, 1989-90)
Conference Affiliations: .....	Sun Belt: 1976-77 to 1990-91 (15)
.....	Metro: 1991-92 to 1994-95 (4)
.....	Conference USA 1995-96 to 2004-05 (10)
.....	BIG EAST: 2005-06 to present (4)

## Coaching Staff and Support Staff

Head Coach.....	Stan Heath
Alma Mater, Yr. ....	Eastern Michigan, 1988
Overall Record (Years).....	127-100 (8th year)
Record at USF (Years) .....	15-23 (2nd year)
Assistant Coach .....	Dan Hipsher
Assistant Coach .....	Reggie Hanson
Assistant Coach .....	Byron Samuels
Director of Basketball Operations .....	Tommy Tonelli
Video and Conditioning Assistant.....	Terrelle Woody
Senior Secretary.....	Joan Snyder
Athletics Trainer .....	Jennifer Galuski
Basketball Office Phone.....	(813) 974-3252

## 2007-08 Information

Overall Record.....	12-19
Home.....	7-8
Away.....	3-10
Neutral .....	2-1
BIG EAST Record.....	3-15
Home .....	2-7
Away .....	1-8
BIG EAST Finish .....	T-15th
Starters Returning/Lost.....	4/1
Players Returning/Lost.....	5/7
Newcomers .....	8

## Athletic Communications

Asst. Director/Basketball Contact .....	Jeff Wuerth
Office Phone .....	(813) 974-7099
Cell Phone .....	(614) 402-2204
Email .....	jwuerth@admin.usf.edu
Assistant AD/Communications .....	Chris Freet
Office Phone .....	(813) 974-4086
Press Row Telephone .....	(813) 974-3287
Communications Fax.....	(813) 974-5328
Athletics Website .....	www.GoUSFBulls.com
Communications Mailing Address .....	4202 E. Fowler Ave., ATH 100
.....	Tampa, Fla. 33620

## UP NEXT: MURRAY STATE, WRIGHT STATE AND ORAL ROBERTS IN PUERTO RICO

After Vanderbilt, the Bulls depart for San Juan, Puerto Rico on Thursday, Dec. 18, in preparation for a trio of games Dec. 20-22. USF faces Murray State on Saturday, Dec. 20, at 3 p.m. ET, Wright State on Sunday, Dec. 21, at 5:15 p.m. ET and Oral Roberts on Monday, Dec. 22, at 5:15 p.m. ET. The Murray State game can be heard on 620 AM with the other two on WHNZ 1250 AM. All three games can also be heard on GoUSFBulls.com.

Murray State is coached by Billy Kennedy who is in his third season at the school. They return four starters from last year's team. Sophomore transfer Isacc Miles leads the Racers in scoring at 11.0. It will be the first all-time meeting between the schools.

Wright State is coached by Brad Brownell who is in his third season at WSU. They return three starters from last year's team, including junior all-conference guard Vaughn Duggins. Duggins leads the Raiders in scoring 11.8 per game. USF and WSU have met twice previously, splitting two meetings during the 2002-03 and 2003-04 seasons.

Oral Roberts is coached by Scott Sutton who is in his 11th season at ORU. They return one starter from last year's NCAA Tournament team in forward Marcus Lewis. Senior guard Robert Jarvis leads ORU in scoring at 19.2 per game. USF and the Golden Eagles have met once previously, with ORU winning 99-92 in a game played in Huntington, W. Va.

## VERDEJO PACES BULLS VS. NIAGARA, GOES FOR 20 OR MORE FOR THIRD TIME

Senior guard Jesus Verdejo led USF in scoring with 20 points vs. Niagara, going 7-12 from the field and 2-5 from 3-point range. It is his third game this season scoring 20 or more points, and surpassed the two games he had with 20 or more points the two previous seasons. He has scored in double figures all seven games this season, the only Bull to do so.

## VERDEJO RAINING FROM THREE, ABOUT TO GO OVER 600 CAREER POINTS

Jesus Verdejo has started out the season strong shooting the 3-pointer. He has connected on at least two in every game this season and is averaging 3.4 per game. The senior has 24 in seven games this season after making 42 in 30 games last season. He is shooting 45 percent from 3-point range. Verdejo also sits at 598 career points, which ranks 53rd on the USF all-time scoring list. He is also moving up the all-time 3-point made list. He has 81 career 3-pointers, good for 14th on the all-time list and just 10 from moving into the top 10 all-time.

## JONES MOVING UP USF SCORING LADDER

With his eight points vs. Niagara Jones moved past two players into 46th on the all-time USF scoring list with 650 points. He needs to hit 687 points to move into the top 40 all-time. One of the two players Jones passes against Niagara was current Bulls Director of Basketball Operations Tommy Tonelli who now sits at 47th all-time at 647 career points.

## VANDERBILT QUICK FACTS

Location:	Nashville, Tenn
Founded:	1963
Nickname:	Commodores
Conference:	Southeastern Conference
Colors:	Black & Gold
Enrollment:	6,378
Arena:	Memorial Gymnasium
Capacity:	14,316
Athletics Director:	David Williams, II
2007-08 Record:	26-8
Conference Record:	10-6
Postseason:	NCAA First Round
Head Coach:	Kevin Stallings
Alma Mater:	Purdue/1982
Overall Record:	293-179 (15 Years)
Record at School:	170-116 (9 Years)
Starters R/L:	2/3
Letterwinners R/L:	8/5
All-Time Series:	Tied (1-1)
Last Meeting:	11/29/85 - USF 66-65

# USF Men's Basketball Game Notes

## PROBABLE STARTERS

USF						
Name	Pos.	P/G	R/G	A/G	FG%	FT%
Augustus Gilchrist	C	8.0	6.0	1.0	33.0	50.0
Mike Mercer	G	12.0	2.0	0.0	37.5	00.0
Jesus Verdejo	G	17.6	2.7	1.3	45.9	45.0
Dominique Jones	G	17.0	4.9	4.6	41.3	70.7
Chris Howard	G	8.0	3.3	3.9	34.1	66.7

Vanderbilt						
Name	Pos.	P/G	R/G	A/G	FG%	FT%
A.J. Ogilvy	C	15.3	6.6	0.6	51.1	74.1
Jeffery Taylor	F	13.8	6.3	1.8	52.9	77.5
Steve Tchiengang	F	2.7	3.0	0.3	16.7	66.7
Brad Tinsley	G	11.2	2.9	1.8	41.8	70.6
Jermaine Beal	G	10.4	4.2	3.8	37.1	85.7

### Class Breakdown

**Total Players: 14**

**Seniors (3):**.....Jesus Verdejo, Aris Williams, Mobolaji Ajayi

**Juniors (4):**.....Chris Howard, Mike Mercer, Alex Rivas Sanchez, Ryan Kardok

**Sophomores (1):**.....Dominique Jones

**Freshmen (6):**.....Augustus Gilchrist, Gaby Belardo, B.J. Daniels,  
.....Mitch Emory, Eladio Espinosa, Justin Leemow

### Geographic Breakdown

**Florida (4):**.....Dominique Jones, B.J. Daniels, Mitch Emory, Ryan Kardok

**Maryland (2):**.....Augustus Gilchrist, Aris Williams

**Puerto Rico (2):**.....Jesus Verdejo, Gaby Belardo

**Nigeria (1):**.....Mobolaji Ajayi

**Virginia (1):**.....Chris Howard

**Georgia (1):**.....Mike Mercer

**Dominican Republic (1):**.....Alex Rivas Sanchez

**North Carolina (1):**.....Eladio Espinosa

**New York (1):**.....Justin Leemow

### Returning Starters (4)

Dominique Jones.....(31gp/31gs, 17.1 ppg, 4.6 rpg, 2.8 apg, 1.5 spg)

Jesus Verdejo.....(30gp/29gs, 10.7 ppg, 2.8 rpg, 2.6 apg, 36% 3fg)

Chris Howard.....(31gp/30gs, 8.4 ppg, 4.8 apg, 3.9 rpg)

Mobolaji Ajayi.....(29gp/13gs, 2.7 ppg, 3.8 rpg, 0.6 bpg)

### Other Returners (1)

Aris Williams.....(18gp/0gs, 0.6 ppg, 1.0 rpg)

### Starters Lost (1)

Kentrell Gransberry.....(30gp/30gs, 16.0 ppg, 10.8 rpg, 1.4 bpg)

### Newcomers (9)

Mike Mercer, Alex Rivas Sanchez, Gaby Belardo, B.J. Daniels, Mitch Emory,  
Eladio Espinosa, Augustus Gilchrist, Ryan Kardok, Justin Leemow

### INJURY REPORT

Player (Injury)	Status
None	

### MERCER AND GILCHRIST MAKE DEBUTS, AS DOES DANIELS

Sunday, Dec. 14, vs. Niagara marked the debuts of two key transfers in junior guard Mike Mercer and freshman forward/center Augustus Gilchrist. Mercer, 6-4, and Gilchrist, 6-10, will add some much needed experience, talent and depth to the team. Mercer averaged 12.2 points, 3.6 rebounds and 2.4 assists in 51 career games for Georgia, which included 27 starts. Gilchrist was one of the top-rated post players in the country coming out of high school in the 2007 class.

Against Niagara, both Mercer and Gilchrist started with Mercer notching 12 points and Gilchrist eight points and six rebounds. Freshman guard and scholarship quarterback B.J. Daniels also made his USF basketball debut midway through the first half vs. Niagara.

Daniels joined the roster on Friday, Dec. 5. Daniels was a first-team Class 5A all-state selection last year and averaged 27 points per game. He did not travel to West Virginia with the football team for their last regular season game and will not re-join the football team for its bowl game. He is applying for a redshirt.

### RIVALDS.COM RANKS MIKE MERCER THE NO. 5 IMPACT TRANSFER

Rivals.com recently announced its top 10 transfers for the upcoming season and USF's Mike Mercer was ranked fifth. Mercer averaged 12.2 points and 3.6 rebounds in 51 career games for Georgia. He was averaging 13.6 points per game as a sophomore before being sidelined with a right ACL injury. Mercer will miss both exhibition games and the first six regular season games, becoming eligible for the Dec. 14 Niagara game.

### JONES GOES FOR 30 OR MORE FOR SECOND TIME VS. UCF AND FOURTH TIME IN HIS CAREER

Sophomore guard Dominique Jones matched his career high with 31 points at UCF, going 11-17 from the field and 2-5 from 3-point range. His previous 31-point outing was last season vs. Seton Hall (2/26/08).

It is the fourth time in Jones' career with 30 or more points which is tied for second all-time at USF with Altron Jackson and B.B. Waldon. Only Charley Bradley, with 24, has more games with 30 or more points scored at USF. Jones also had 30 points in a USF win over UCF last season.

### VERDEJO FIRES AWAY FOR CAREER HIGH 26 AT UAB

Senior guard Jesus Verdejo led USF with a game and career-high 26 points at UAB, besting the 22 he had at Virginia earlier this year (11/19/08). He was 10-20 from the field buried a career high six 3-pointers on 12 attempts. His previous best was four 3-pointers made three times previously.

### HOWARD CLOSE TO MOVING INTO 12TH ON ALL-TIME ASSIST LIST

Junior guard Chris Howard has 259 career assists, good for 13th on the all-time USF assist list, just four out of 12th place.

### MEDIA SERVICES

**MBB Contact:** ..... Jeff Wuerth  
**Email:**..... jwuerth@admin.usf.edu  
**Work Phone:** ..... 813-974-7099  
**Cell Phone:**..... 614-402-2204

### CREDENTIALS

Credential requests should be directed to Jeff Wuerth, assistant director of athletics communications, via email - jwuerth@admin.usf.edu.

### INTERVIEW POLICIES

Please contact Jeff Wuerth to arrange an interview with USF coach Stan Heath, a member of the coaching staff or a player.

USF players will not disclose their home phone numbers or their cellular phone numbers so please do not request that information. Players have been asked to politely decline interviews that have not been cleared with the USF Athletics Communications Office. Coach and player interviews will not be conducted on gamedays until standard post-game procedures occur.

Most USF practices are not open to the media. Media availability will normally take place from 11-11:30 a.m. Monday and 3-4:30 p.m. Thursday at the Sun Dome but are subject to change. The first 30 minutes of both practices will be open to the media.

# USF Men's Basketball Game Notes

## CAREER RECORD WATCH

### CAREER POINTS

NO.	NAME	YEARS	PTS
1.	Charlie Bradley	1982-85	2,319
2.	Altron Jackson	1999-02	2,017
3.	Radenko Dobras	1989-92	1,935
4.	B.B. Waldon	1999-02	1,869
5.	Chucky Atkins	1993-96	1,619
6.	Tony Grier	1980-82	1,475
7.	Gary Alexander	1989, 91-92	1,272
8.	Hakim Shahid	1987-90	1,252
9.	Terrence Leather	2001-05	1,195
10.	Cedric Smith	1998-01	1,180
42.	Glenn Dupont	1972-75	669
43.	Steve Stanford	1975-78	667
44.	McHugh Mattis	2005-07	664
45.	Scott Johnson	1997-00	654
<b>46.</b>	<b>Dominique Jones</b>	<b>2008-09</b>	<b>650</b>
47.	Tommy Tonelli	1982-86	647
48.	Marvin Taylor	1989-91	645
49.	Leon Smith	1973-75	640
50.	Shaddrick Jenkins	1997-99	638
51.	Jack James	1973-74	621
52.	Artha Reeves	1998-2001	604
<b>53.</b>	<b>Jesus Verdejo</b>	<b>2007-09</b>	<b>598</b>

### POINT AVG. (MIN. 50 GAMES)

NO.	NAME	YEARS	AVG
1.	Charlie Bradley	1982-85	19.6
2.	Tony Grier	1980-82	18.2
3.	<b>Dominique Jones (37 games)</b>	<b>2008-09</b>	<b>17.1</b>
4.	Eddie Davis	1975-76	17.0
	Radenko Dobras	1989-92	17.0

### ASSISTS

NO.	NAME	YEARS	AST
1.	Reggie Kohn	2000-03	632
2.	Radenko Dobras	1989-92	534
3.	Chucky Atkins	1993-96	519
4.	Tommy Tonelli	1983-86	480
5.	Brian Swift	2002-05	389
6.	Cedric Smith	1998-01	384
7.	Arthur Caldwell	1985-87	368
8.	Penny Greene	1975-77, 79	364
9.	Brian Lamb	1995-98	314
10.	Bobby Russell	1989-92	292
11.	Leon Smith	1974-75	268
12.	Tony Grier	1979-82	263
<b>13.</b>	<b>Chris Howard</b>	<b>2007-09</b>	<b>259</b>

### FREE THROWS MADE

NO.	NAME	YEARS	FT
1.	Charlie Bradley	1982-85	459
2.	Altron Jackson	1999-02	335
3.	Terrence Leather	2001-05	326
4.	Chucky Atkins	1993-96	323
5.	Tony Grier	1980-82	309
6.	B.B. Waldon	1999-02	296
7.	Radenko Dobras	1989-92	290
8.	Jesse Salters	1993-95	287
9.	Hakim Shahid	1987-90	268
10.	Gary Alexander	1989, 91-92	258
	Donzel Rush	1993-96	258
32.	Brian Swift	2001-05	163
33.	Jerome Robinson	1993-95	160
T34.	Eddie Davis	1974-76	158
T34.	Cal Glover	1976-78	158
36.	Shaddrick Jenkins	1997-99	157
T37.	McHugh Mattis	2005-07	152
<b>T37.</b>	<b>Dominique Jones</b>	<b>2008-09</b>	<b>152</b>

### 3-POINT FG MADE

NO.	NAME	YEARS	PCT
1.	Reggie Kohn	2000-03	252
2.	Chucky Atkins	1993-96	244
3.	Radenko Dobras	1989-92	217
4.	Cedric Smith	1998-01	183
5.	Derrick Sharp	1992-93	166
6.	Brian Swift	2002-05	164
7.	Melvin Buckley	2005-07	150
8.	Altron Jackson	1999-02	133
9.	James Holmes	2003-05	107
10.	Brian Lamb	1995-98	91
	B.B. Waldon	1999-02	91
12.	Jimmy Baxter	2001-04	90
13.	Scott Johnson	1998-2000	87
<b>14.</b>	<b>Jesus Verdejo</b>	<b>2007-09</b>	<b>81</b>
15.	Solomon Bozeman	2007-08	61
<b>16.</b>	<b>Dominique Jones</b>	<b>2008-09</b>	<b>58</b>

## LEEMOW GOES FOR CAREER HIGH NINE, HITS THREE 3-POINTERS

Freshman guard Justin Leemow had a career-high nine points at UAB, going 3-3 from 3-point range, also a career best.

## JUST SECOND OT GAME OF THE HEATH TENURE AT USF

The UAB game was just the second overtime game played for Stan Heath while at USF. The other OT game was last season vs. UConn.

## 37 POINTS ALLOWED SECOND LOWEST IN USF HISTORY

The 37 points that USF held Northeastern to is the second lowest defensive performance in the 38-year Bulls history and only the fifth time in history holding an opponent to less than 40 points. The record is 34 in a 45-34 win over St. Peters on Dec. 4, 1985.

Only one opponent last season, Rutgers 45 in the BIG EAST opener, scored fewer than 46 points scored in a game. This season has seen three teams score 46 or less against the Bulls.

## USF HOLDS NORTHEASTERN TO 11 HALFTIME POINTS

The 11 points that Northeastern scored in the first half is the lowest defensive half under Stan Heath. The previous low half was the last half USF played, the second against High Point where they gave up 18.

## JONES HITS 20 AGAIN

Dominique Jones tallied a game-high 20 points vs. Northeastern. It was his 12th career game with 20 or more points.

## BULLS GO TO WORK ON JANNING

The Bulls defense also held Northeastern's leading scorer, Matt Janning, scoreless in the first half. It was the first half this season (5 previous games) that he has been held scoreless after coming into the game averaging 20 points per game. It took Janning 26:48 before finally scoring with 13:12 left in the game and he ended with three points, finally hitting his lone field goal with 4:15 left to play.

## WILLIAMS MATCHES CAREER HIGH IN TWO STRAIGHT GAMES

Aris Williams matched his career high with 11 points vs. Northeastern, which he set Nov. 25 vs. High Point. He also pulled down a game-high seven rebounds.

## HOWARD GIVETH AND TAKETH AWAY

Chris Howard, the player mostly responsible for harassing Matt Janning into a 1-11 shooting night, led the way with seven assists vs. the Huskies.

## ANOTHER LOW IN HEATH ERA

USF's 24.1 percent field goal percentage defense vs. NU was the lowest in the Stan Heath era, besting the 27.7 against SMU in the season opener.

## WILLIAMS NOTCHES CAREER HIGH

Senior forward Aris Williams posted a career high 11 points vs. High Point, including eight in a 10-2 USF run that gave the Bulls their first lead of the game, 34-32, at the 14:14 mark of the second half. Williams also finished with six rebounds, three blocked shots, an assist and a steal.

## ESPINOSA PULLS DOWNS 10 BOARDS

Freshman Eladio Espinosa grabbed a game and career high 10 rebounds vs. High Point and added nine points, just missing his first career double double.

## VERDEJO HITS FOR THEN CAREER-HIGH 22 VS. VIRGINIA

Senior guard Jesus Verdejo poured in a then career-high 22 points at Virginia, going 9-15 from the field and 4-7 from 3-point range. His previous career high was 20, done twice before (11/24/07 vs. East Carolina and 12/17/06 vs. Norfolk State).

## JONES TOP SCORER AT VIRGINIA

Dominique Jones tallied a game-high 23 points vs. Virginia.

## TWO GO FOR OVER 20 AT UVA

USF had two 20-point scorers against Virginia, Jones with 23 and Verdejo with 22. The Bulls had three games last year with two players scoring 20 or more points in the same game (Kentrell Gransberry 21 and Aaron Holmes 20 vs. Winston-Salem State; Gransberry 20 and Jones 24 vs. Rutgers at home; and Gransberry 23 and Jones 29 vs. Syracuse at home).

## AJAYI MATCHES CAREER HIGH FOR REBOUNDS AT UVA

Senior forward Mobolaji Ajayi led USF with 11 rebounds vs. SMU, matching his career high set last year vs. Seton Hall (2/26/08).

# USF Men's Basketball Game Notes

## **BULLS SIGN DUMARS AND NORIEGA**

USF men's basketball coach Stan Heath announced on Nov. 12 the signing of guards Jordan Dumars and Shaun Noriega to NCAA Letters of Intent during the November signing period. The signing period runs through Nov. 19.

Dumars (6-5, 225) and Noriega (6-4, 195) will join USF as freshmen for the 2009-10 season and bring with them sharp-shooting skills and perimeter size. Noriega is already North Port High School's all-time leading scorer in just three seasons with 1,282 points, while Dumars holds perennial high school power Detroit Country Day's single-game record for 3-point field goals made with nine.

"We felt we needed to address our perimeter shooting and both Shaun and Jordan are very skilled players that can stretch the defense and consistently knock down 3-point shots," said USF Head Coach Stan Heath. "We also felt both players had very high basketball IQ's and will be players that will make good decisions and be good teammates. Both players come from winning programs and have very strong academic backgrounds."

## **TV ALL THE TIME**

In 2007-08, the BIG EAST began a new multiyear agreement with ESPN that brought the national television exposure for the league to unprecedented levels. That coverage continues this season. For the second straight year, every conference regular-season game will be televised.

The BIG EAST has always been considered a leader in TV. Twelve of the 16 BIG EAST institutions are located in the top 34 media markets in the country. Some of the highlights of the current agreement:

ESPN, Inc. will produce 140 of the 144 regular-season conference games this season. The four remaining games will be carried by CBS Sports.

ESPN and ESPN2 will telecast a minimum of 60 games each year. In 2008-09, ESPN or ESPN2 will televise 45 regular-season league games, 11 games of The BIG EAST Championship and eight nonconference home contests.

ESPN Regional will carry a minimum of 67 games under the banner of The BIG EAST Network and continue to produce its weekend Game of the Week package, which reaches over a third of the nation's homes and has a household reach of more than 38 million. Most games offered by ESPN Regional are also available nationally as part of ESPN Full Court, the pay subscription college basketball outer-market service.

A record 45 conference contests will be carried on ESPN or ESPN2. CBS Sports will televise 10 more games involving BIG EAST teams. ESPN will continue to televise The BIG EAST Championship from Madison Square Garden in New York. The dates are March 10-14.

In total, 70 of the 144 regular-season BIG EAST games will be on national television, which includes 21 that will be carried on ESPNU. The remaining games will be carried on ESPN360 or the BIG EAST Network, which is produced by ESPN Regional Television.

## **DOMINIQUE JONES**

**Sophomore**  **Guard**  **6-4**  **210**

**ALL-AMERICAN AND  
ALL-CONFERENCE CANDIDATE**

- Had arguably the best season of any freshman in USF history
- All-BIG EAST Honorable Mention
- Unanimous selection on the BIG EAST All-Rookie Team
- Averaged a team high 17.1 points per game
- 17.1 points per game ranked 7th in the BIG EAST
- Averaged 18.2 in conference play, the best of any league freshman and 3rd best in the conference
- Fourth leading returning scorer in BIG EAST
- Pulled down 4.6 rebounds per game, second best on the team
- Team high 1.3 steals per game
- Was only Bull to start all 31 games on the year
- Scored in double figures in 28 of 31 games
- Had 20 or more points in 10 games and three games over 30 points
- 31 points vs. Seton Hall was career high and the highest scored by a BIG EAST freshman in 2007-08
- Three 30-plus point games are already tied for fourth on the USF all-time career list
- Was only USF player to play all 40 minutes in a game during the season, doing it five times
- Shattered the USF freshman scoring mark by tallying 531 points on the year. The previous freshman record was 455 set by B.B. Waldon in the 1998-99 season
- BIG EAST Rookie of the Week four times as well as the Sporting News National Player of the Week once
- Became first freshman in USF history, and only the third USF player ever, to score 30 or more points in back-to-back games
- Was the first BIG EAST freshman in 13 years to score 30 or more points in consecutive games. The last BIG EAST freshman to accomplish the feat was Georgetown's Allen Iverson in December of 1994
- Made 123 free throws on the year, 6th on USF single season list

## **UNIVERSITY REFERENCES**

When referring to the University, please be aware of the following policy regarding usage.

First references to the school and its intercollegiate athletics program should always be the "University of South Florida."

The only secondary references used should be "USF" or "Bulls." Please refrain from using "South Florida, S. Florida, South Fla." or any other similar combination.

# USF Men's Basketball Game Notes

## BULLS PICKED TO FINISH 16TH IN BIG EAST PRESEASON COACHES' POLL

The Bulls were picked to finish 16th in the BIG EAST Preseason poll.

## BIG EAST FIELD TO INCREASE TO 16 FOR 2009

The Presidents of the BIG EAST Conference voted to include all 16 member institutions in the men's and women's basketball championship tournaments beginning in 2009. The Presidents took this action at their annual meeting, which was held Nov. 6 in Philadelphia.

Previously, on the top 12 teams in the final regular-season standings advanced to participate in the men's and women's championships. The men's championship is held in New York City at Madison Square Garden. The women's championship is held in Hartford, Conn., at the Hartford Civic Center.

## WALK-ON ADDED TO ROSTER

Junior college transfer Ryan Kardok has been added to the 2008-09 roster as a walk-on. Kardok spent two years playing at Broward Community College. He attended Stoneman Douglas High School in Parkland, Fla., where he averaged 17 points and six assists per game as a senior.

## Career Games & Consecutive Games At USF

	Career Games	Career Starts	Consec. Games	Consec. Starts
Ajayi	36	15	24	0
Belardo	3	0	2	0
Daniels	1	0	1	0
Emory	1	0	0	0
Espinosa	7	2	7	0
Gilchrist	1	1	1	1
Howard	52	50	52	14
Jones	38	38	38	38
Kardok	2	0	1	0
Leemow	7	0	7	0
Mercer	1	1	1	1
Rivas	7	3	7	0
Verdejo	59	50	17	16
Williams	35	7	9	0

## 2008-09 Starters

OPPONENT	GUARD	GUARD	FORWARD	FORWARD	CENTER
SMU	Howard	Jones	Verdejo (g)	Espinosa	Ajayi (f)
at Virginia	Howard	Jones	Verdejo (g)	Williams	Ajayi (f)
High Point	Howard	Jones	Verdejo (g)	Espinosa	Williams (f)
Northeastern	Howard	Jones	Verdejo (g)	Williams	Rivas
at UAB	Howard	Jones	Verdejo (g)	Williams	Rivas
at UCF	Howard	Jones	Verdejo (g)	Williams	Rivas
Niagara	Howard	Jones	Verdejo (g)	Mercer (g)	Gilchrist

## RESULT BREAKDOWN

Record	Overall	BE
Home: .....	3-1	0-0
Away: .....	0-3	0-0
Neutral: .....	0-0	0-0
<b>TOTALS</b> .....	<b>3-4</b>	<b>0-0</b>

## Record By Month

	Overall	BE
November: .....	3-1	0-0
December: .....	0-3	0-0
January: .....	0-0	0-0
February: .....	0-0	0-0
March: .....	0-0	0-0
<b>TOTALS</b> .....	<b>3-4</b>	<b>0-0</b>

## Record By Starting Lineup

Ajayi, Espinosa, Howard, Jones, Verdejo .....	1-0
Ajayi, Williams, Howard, Jones, Verdejo .....	0-1
Espinosa, Williams, Howard, Jones, Verdejo .....	1-0
Rivas, Williams, Howard, Jones, Verdejo .....	1-2
Gilchrist, Howard, Jones, Verdejo, Mercer .....	0-1

## USF's Record when

Leading at halftime: .....	2-2
Trailing at halftime: .....	1-1
Tied at halftime: .....	0-1
Overtime: .....	0-1
USF shoots 50% or better from field: .....	0-0
USF shoots 40-49% from field: .....	2-3
USF shoots under 40% from field: .....	1-1
Opp. shoots 50% or better from field: .....	0-0
Opp. shoots 40-49% from field: .....	0-4
Opp. shoots under 40% from field: .....	3-0
USF outrebounds opponent: .....	2-1
Opp. outrebounds USF: .....	1-2
Tied in rebounds: .....	0-1
USF records 10 or more steals: .....	0-1
USF records 15 or more assists: .....	0-1
USF commits less than 15 turnovers: .....	2-2
USF commits 15 or more turnovers: .....	1-2
USF commits less turnovers than opp.: .....	2-1
USF commits more turnovers than opp.: .....	1-3
USF shoots 70% or better from the line: .....	0-0
USF shoots under 70% from the line: .....	3-4
USF scores 59 points or less: .....	2-1
USF scores between 60-69 points: .....	1-1
USF scores between 70-79 points: .....	0-2
USF scores between 80-89 points: .....	0-0
USF scores between 90-99 points: .....	0-0
USF scores 100 or more points: .....	0-0
Two or less Bulls score in double figures: .....	1-2
Three Bulls score in double figures: .....	2-1
Four or more Bulls in double figures: .....	0-1
Playing on Saturday: .....	1-1
Playing on Sunday: .....	0-1
Playing on Monday: .....	0-0
Playing on Tuesday: .....	1-0
Playing on Wednesday: .....	0-2
Playing on Thursday: .....	0-0
Playing on Friday: .....	1-0
Playing during the afternoon: .....	0-1
Playing during the evening (5 p.m. or later): .....	3-3
On television: .....	1-2
In-season tournament games: .....	0-0
Postseason tournament games: .....	0-0
Games decided by three points or less: .....	0-2
Games decided by four to 10 points: .....	0-1
Games decided by 11-20 points: .....	3-1
Games decided by more than 20 points: .....	0-0

# USF Men's Basketball Game Notes

## Stan Heath



### Second Season

15-23 (USF)  
127-100 (Overall)

Stan Heath, whose seven-year head coaching career at the collegiate level has already included three NCAA Tournament appearances, is entering his second season as head men's basketball coach at the University of South Florida. Heath was named USF head coach on April 3, 2007 - marking the official start to a new era in the program's history.

In his first season at USF, Heath helped guide two players to BIG EAST all-conference honors, first team selection senior Kentrell Gransberry and record-setting freshman Dominique Jones, who captured honorable mention laurels and was a unanimous pick on the All-Rookie Team.

Heath, 43, arrived at USF after serving as head coach at the University of Arkansas for five seasons. While with the Razorbacks, Heath guided the program to a pair of NCAA Tournament appearances (2006, 2007) and an overall record of 82-71. UA posted 20-win campaigns in each of his final two seasons and 2006-07 was highlighted by a run to the championship game of the SEC Tournament and subsequent participation in the NAAs.

An outstanding recruiter throughout his career, Heath's signing classes have gained national recognition in recent years. National media outlets ranked his efforts among the top 15 in the country in 2003, 2004 and 2006. In his seven years (Arkansas, Kent State and USF) as a head coach, he has directed a total of eight players to all-league accolades and his rosters have featured a pair of freshman All-Americans, two conference defensive players of the year, a sixth man of the year and two NBA players, including one lottery pick.

Prior to Arkansas, Heath guided Kent State to a record-setting 2001-02 campaign in his first year as a head coach at the collegiate level. The Golden Flashes claimed the Mid-American Conference regular season and tournament titles en route to a 30-6 record and an appearance in the Elite Eight. KSU set a league record for wins that year, won 21 games in a row and defeated three nationally ranked opponents (No. 20 Oklahoma St., No. 8 Alabama, No. 9 Pitt) during its historic postseason run.

While an assistant coach for five seasons (1996-97 - 2000-01) under Tom Izzo at Michigan State, Heath helped the Spartans develop into one of the top programs in all of college basketball. During his tenure, MSU advanced to the Final Four on three occasions (1999, 2000 and 2001), highlighted by the national championship in 2000. The Spartans compiled an overall record of 132-37 during his stay in East Lansing and also made one more Sweet 16 (1998) trip and participated in the National Invitation Tournament (1997).

The Detroit native has also made collegiate assistant coaching stops at Bowling Green State University (1994-95 - 1995-96), Wayne State University (1991-92 - 1993-94), Albion College (1989-90 - 1990-91) and Hillsdale College (1988-89). He began his coaching career at the prep level, working for one season (1987-88) at Lincoln High School in Ypsilanti, Mich.

A three-year letterwinner (1984-87) at Eastern Michigan University, Heath earned his bachelor's degree in social science in 1988. He went on to complete his master's work in sports administration in 1993 at Wayne State University.

Heath is married to the former Ramona Webb and the couple has two sons; Jordan and Joshua.

## LED USF IN ...

**SCORING:** ..... Jones (3)  
..... Verdejo (3)  
..... Howard

**REBOUNDING:** ..... Williams (3)  
..... Ajayi (2)  
..... Rivas  
..... Espinosa  
..... Howard  
..... Gilchrist

**ASSISTS:** ..... Jones (5)  
..... Howard (3)

**STEALS:** ..... Jones (4)  
..... Howard (3)  
..... Rivas (2)  
..... Mercer  
..... Williams  
..... Verdejo  
..... Leemow

**BLOCKS:** ..... Williams (3)  
..... Ajayi (2)  
..... Espinosa (2)  
..... Rivas (2)  
..... Howard

# USF Men's Basketball Game Notes

## 2008-09 USF MEN'S BASKETBALL ROSTER



Eladio Espinosa **1**



Mike Mercer **2**



Chris Howard **3**



Gaby Belardo **4**



B.J. Daniels **5**



Justin Leemow **10**




Alex Rivas Sanchez **11**




Ryan Kardok **15**



Dominique Jones **20**



Mitch Emory **21**



Jesus Verdejo **23**



Augustus Gilchrist **24**



Aris Williams **32**



Mobolaji Ajayi **33**

# Game-by-Game Summaries and Box Scores

**West Florida (exh.)** **41**  
**USF** **80**

**TAMPA**-With a bang, a very big bang! That is how the 2008-09 season started for the USF men's basketball team. The supplier of the bang was All-BIG EAST sophomore guard Dominique Jones who threw down an emphatic one-handed monster jam for the first points of the game and season. And year two of the Stan Heath era is under-way as the Bulls downed the University of West Florida, 80-41, in the opening exhibition game of the season Tuesday night at the Sun Dome. Jones scored 16 first half points as USF jumped out to a 38-19 halftime lead and cruised the rest of the way. Jones also had four assists and three rebounds at the half and freshman Eladio Espinosa and senior guard Jesus Verdejo each chipped in eight points at the break. The Bulls stretched its lead to 30 at 52-22, its largest of the night, with 14:34 remaining in the game. The lead reached 46 at the 3:30 mark. Nine Bulls played as every healthy player saw the court, including new walk-on, junior guard Ryan Kardok. Eight of the nine scored. Kardok didn't score but had an assist in his six minutes of work. In addition to Espinosa, freshmen guards Justin Leemow and Gaby Belardo also made their USF debuts. Jones ended with a game-high 26 points, going 10-15 from the field. He connected on three of seven three-pointers and also had a game-high nine assists and seven rebounds. Verdejo finished the night with 14 points, on 5-10 shooting, and Espinosa was also in double figures with 11 points, including numerous thunderous dunks. Espinosa pulled down five rebounds. Senior forward Mobolaji Ajayi led the Bulls with nine rebounds to go along with eight points. Junior guard Chris Howard had eight points, seven rebounds and three assists. The Bulls shot 51.7 percent from the field and outrebounded West Florida 43-23. Chris Brown led West Florida with 10 points.

**Official Basketball Box Score -- Game Totals -- Final Statistics**  
**West Florida vs USF**  
**11/4/08 7 p.m. at Sun Dome - Tampa, Fla.**

**West Florida 41 • 0-0**

#	Player	Total			3-Ptr			Rebounds			PF	TP	A	TO	Blk	Stl	Min
		FG	FGA	FT	FTA	FG	FGA	FT	FTA	Off							
41	Vitor Boccardo	f	0-5	0-0	0-0	0	1	1	4	0	0	1	0	0	0	30	
00	Charles Bouie	c	2-7	0-0	3-4	1	4	5	2	7	1	0	2	3	30		
03	Ryan Henry	g	3-8	1-3	0-2	1	4	5	3	7	2	3	0	0	18		
04	Deondre Boynton	g	1-1	0-0	0-0	0	1	1	0	2	4	3	0	1	23		
22	Josh Jackson	g	1-4	0-2	3-4	0	0	0	3	5	1	3	0	0	21		
02	Darryl McGhee	g	4-6	0-0	0-0	2	4	6	0	8	0	3	1	0	10		
11	Chris Brown	g	2-7	2-3	4-4	0	2	2	1	10	1	2	0	1	26		
12	Jonathan Jackson	g	0-1	0-0	0-0	0	0	0	1	0	0	0	0	0	11		
24	Jonathan Moore	g	0-0	0-0	0-0	0	1	1	0	0	1	1	0	0	8		
30	Derek Duggins	g	0-1	0-1	0-0	0	0	0	1	0	1	1	0	0	5		
32	Andy Beauchamp	g	0-0	0-0	0-0	0	0	0	1	0	0	0	0	0	0		
33	Max Hoggard	g	1-3	0-1	0-0	0	1	1	1	2	0	1	0	1	7		
44	Nate Johnson	g	0-1	0-0	0-0	0	0	0	0	0	0	1	0	0	11		
<b>Team</b>																	
<b>Totals</b>			14-44	3-10	10-14	4	19	23	17	41	11	19	3	6	200		
FG % 1st Half: 9-20		45.0%	2nd half: 5-24		20.8%	Game: 14-44		31.8%	Deadball								
3FG % 1st Half: 1-4		25.0%	2nd half: 2-6		33.3%	Game: 3-10		30.0%	Rebounds								
FT % 1st Half: 0-0		0.0%	2nd half: 10-14		71.4%	Game: 10-14		71.4%	1								

**USF 80 • 0-0**

#	Player	Total			3-Ptr			Rebounds			PF	TP	A	TO	Blk	Stl	Min
		FG	FGA	FT	FTA	FG	FGA	FT	FTA	Off							
01	ESPINOSA, Eladio	f	5-9	1-2	0-0	1	4	5	0	11	1	0	3	2	31		
33	AJAYI, Mobolaji	f	3-9	0-0	2-2	3	6	9	4	8	0	5	2	2	29		
03	HOWARD, Chris	g	2-5	0-0	4-8	2	5	7	2	8	3	4	0	1	22		
20	JONES, Dominique	g	10-15	3-7	3-5	2	5	7	3	26	9	1	1	2	37		
23	VERDEJO, Jesus	g	5-10	3-5	1-1	0	3	3	0	14	3	1	1	0	26		
00	KARDOK, Ryan	g	0-1	0-0	0-0	1	2	3	0	0	1	0	0	0	6		
04	BELARDO, Gaby	g	1-2	0-0	0-0	0	0	0	2	2	0	0	0	0	10		
10	LEEMOW, Justin	g	2-4	2-2	0-2	1	1	2	2	6	1	2	0	0	23		
32	WILLIAMS, Aris	g	2-3	0-0	1-2	2	2	4	4	5	0	4	1	1	16		
<b>Team</b>																	
<b>Totals</b>			30-58	9-16	11-20	14	29	43	17	80	18	17	7	9	200		
FG % 1st Half: 16-30		53.3%	2nd half: 14-28		50.0%	Game: 30-58		51.7%	Deadball								
3FG % 1st Half: 4-10		40.0%	2nd half: 5-6		83.3%	Game: 9-16		56.3%	Rebounds								
FT % 1st Half: 2-5		40.0%	2nd half: 9-15		60.0%	Game: 11-20		55.0%	4								

Officials: Curtis Shaw, Tim Clougherty, Brent Barnaky  
 Technical fouls: West Florida-None. USF-None.  
 Attendance:  
 First exhibition game of the year for both teams.

Score by periods	1st	2nd	Total
West Florida	19	22	41
USF	38	42	80

Last FG - UWF 2nd-02:52, USF 2nd-04:18.  
 Largest lead - UWF None, USF by 46 2nd-03:30.

	In	Off	2nd	Fast	Bench
Points	12	7	2	0	20
USF	36	23	13	0	13

Score tied - 1 time.  
 Lead changed - 0 times.

**Tampa (exh.)** **64**  
**USF** **79**

**TAMPA**-In the final tune-up before the regular season begins on Friday, the University of South Florida used a second half surge to pull away from intra-city foe Tampa and down the Spartans 79-64 in an exhibition Monday night at the Sun Dome.

Senior guard Jesus Verdejo led the Bulls with 27 points, going 8-15 from the field, including 4-7 from 3-point range. He notched 18 of his points in the second half. Junior guard Chris Howard poured in 18 and added five assists.

Sophomore guard Dominique Jones struggled from the field but turned distributor and dished out a game-high 11 assists to go along with eight points and four rebounds. Freshman forward Eladio Espinosa and senior forward Aris Williams led USF with eight rebounds a piece. Senior forward Mobolaji Ajayi had nine points and seven rebounds.

The Bulls jumped out to a 12-2 lead before Tampa regained some composure to cut the lead to 16-12 with 13:58 remaining in the first half. The Spartans battled hard throughout the first half and trailed by only six, 37-31, at the break.

Howard led USF with 12 points at halftime, going 5-8 from the field. Verdejo chipped in nine points at the half and Jones tallied six assists in the first stanza.

The Spartans cut the USF lead to one at 39-38 with 18:38 to play as UT kept the game close for a good portion of the second half. The Bulls finally began to pull away with just under eight minutes remaining.

Verdejo nailed a 3-pointer to give USF a 62-51 lead with 7:58 to play and a couple of nice assists by Howard and freshman Justin Leemow, and two buckets by senior forward Mobolaji Ajayi, pushed the lead to 15 at 69-52 with just over seven minutes to play. The lead grew to 21 with 5:26 left and the Bulls cruised the rest of the way.

Junior transfer Alex Rivas Sanchez made his USF debut with 11:52 remaining in the first half. Rivas Sanchez has been recovering from surgery on both lower legs and did not play against West Florida. He notched six points, five rebounds and one block in just 10 minutes of action. He did not play in the second half.

USF shot 49.1 percent from the field and out-rebounded Tampa 40-27.

**Official Basketball Box Score -- Game Totals -- Final Statistics**  
**Tampa vs USF**  
**11/10/08 7 p.m. at Sun Dome - Tampa, Fla.**

**Tampa 64**

#	Player	Total			3-Ptr			Rebounds			PF	TP	A	TO	Blk	Stl	Min
		FG	FGA	FT	FTA	FG	FGA	FT	FTA	Off							
23	WOODS, Fred	f	7-14	0-0	1-2	3	6	9	3	15	1	4	3	1	35		
40	TOMASZEWSKI, Matt	f	3-7	2-6	1-1	0	2	2	3	9	0	1	0	0	29		
03	CALLAWAY, Rashad	g	5-11	1-4	5-9	0	2	2	3	16	4	6	0	3	35		
10	BALL, Johnathan	g	2-5	0-1	3-7	1	1	2	1	7	3	0	0	0	38		
24	LABRUNO, Anthony	g	2-4	1-2	4-6	2	2	4	5	9	1	2	0	1	18		
20	DEFEO, Dylan	g	0-0	0-0	0-0	0	2	2	2	0	0	0	0	0	4		
21	ABREU, Arnaldo	g	1-2	0-0	2-2	1	0	1	2	4	0	1	0	0	15		
22	JEAN, Rudy	g	0-0	0-0	0-0	0	1	1	2	0	0	0	0	0	5		
25	HUNTER, Glyn	g	0-0	0-0	0-0	0	0	0	0	0	0	0	0	0	1		
35	MORRISON, Marcus	g	2-7	0-1	0-0	0	0	0	0	4	2	0	0	0	20		
<b>Team</b>																	
<b>Totals</b>			22-50	4-14	16-27	8	19	27	21	64	11	14	3	5	200		
FG % 1st Half: 11-26		42.3%	2nd half: 11-24		45.8%	Game: 22-50		44.0%	Deadball								
3FG % 1st Half: 2-8		25.0%	2nd half: 2-6		33.3%	Game: 4-14		28.6%	Rebounds								
FT % 1st Half: 7-13		53.8%	2nd half: 9-14		64.3%	Game: 16-27		59.3%	4								

**USF 79**

#	Player	Total			3-Ptr			Rebounds			PF	TP	A	TO	Blk	Stl	Min
		FG	FGA	FT	FTA	FG	FGA	FT	FTA	Off							
01	ESPINOSA, Eladio	f	1-4	0-2	0-0	4	4	8	5	2	0	2	0	0	29		
33	AJAYI, Mobolaji	f	4-6	0-0	1-1	1	6	7	3	9	1	1	0	0	21		
03	HOWARD, Chris	g	7-15	0-2	4-4	1	2	3	1	18	5	2	0	2	38		
20	JONES, Dominique	g	2-10	0-3	4-6	1	3	4	8	11	4	0	2	34			
23	VERDEJO, Jesus	g	8-15	4-7	7-10	1	1	2	2	27	0	3	0	2	35		
10	LEEMOW, Justin	g	1-1	0-0	0-0	0	0	0	3	2	1	1	0	2	16		
11	RIVAS SANCHEZ, Alex	g	1-1	0-0	4-6	2	3	5	1	6	0	0	1	1	10		
32	WILLIAMS, Aris	g	3-3	0-0	1-4	3	5	8	1	7	0	0	1	0	17		
<b>Team</b>																	
<b>Totals</b>			27-55	4-14	21-31	13	27	40	20	79	18	13	2	7	200		
FG % 1st Half: 13-28		46.4%	2nd half: 14-27		51.9%	Game: 27-55		49.1%	Deadball								
3FG % 1st Half: 1-8		12.5%	2nd half: 3-6		50.0%	Game: 4-14		28.6%	Rebounds								
FT % 1st Half: 10-16		62.5%	2nd half: 11-15		73.3%	Game: 21-31		67.7%	6								

Officials: Mike Stuart, Doug Shows, Tony Greene  
 Technical fouls: Tampa-TEAM. USF-None.  
 Attendance:  
 UT's bench received a technical foul at 10:24 in first half

Score by periods	1st	2nd	Total
Tampa	31	33	64
USF	37	42	79

	In	Off	2nd	Fast	Bench
Points	30	11	10	2	8
USF	38	18	14	4	15

Last FG - UT 2nd-00:01, USF 2nd-00:08.  
 Largest lead - UT None, USF by 21 2nd-05:26.

Score tied - 0 times.  
 Lead changed - 0 times.

# Game-by-Game Summaries and Box Scores

**SMU** **46**  
**USF** **60**

**TAMPA**-The University of South Florida beat Southern Methodist 60-46 in the season opener for both teams as the Bulls' Jesus Verdejo scored 18 points, 11 of which came in the second half.

Verdejo scored 3-pointers on consecutive possessions to twice put the Bulls ahead by 14.

Dominique Jones chipped in with 13 for the Bulls and also added a game-high six assists. USF converted six of their 21 3-point attempts, four of which came from Verdejo.

Derek Williams scored 13 points and fellow guard Paul McCoy had 10 to pace the Mustangs, who hit only 27.7 percent (13-for-47) from the field. The 27.7 percent field goal percentage defense was the lowest in the Stan Heath era for USF.

Alex Rivas Sanchez hit back-to-back shots to give USF its first lead, 18-17, with 6:44 left in the first half and the Bulls never trailed. The Bulls led 32-23 at the break despite missing 10 of 12 attempts from behind the arc. Rivas Sanchez tallied eight points and six rebounds.

Senior forward Mobolaji Ajayi pulled down a game-high 11 rebounds to go along with a blocked shot. The four post players for the Bulls, Ajayi, Rivas Sanchez, Ariel Williams and Eladio Espinosa combined for 22 points and 27 rebounds against the taller Mustangs.

The two teams last met in 1987, with SMU beating USF 87-66.

**USF** **75**  
**VIRGINIA** **77**

**CHARLOTTESVILLE, Va.** -Sylvan Landesberg nailed a layup with 13 seconds left and sank a free throw six seconds later to seal Virginia's 77-75 victory over the University of South Florida on Wednesday night.

Down three with a 1:19 to play, USF sophomore guard Dominique Jones drove to the basket to make it 74-73 UVA with 1:11 to go. After two missed free throws by the Cavaliers, Jones drew a foul with 38 seconds remaining and nailed both free throws to put USF up 75-74.

After a Virginia timeout, Landesberg hit the go-ahead layup. After the layup Jones just missed a runner in the lane that would have put the Bulls back ahead. Then Landesberg missed his second free throw and Jones again just missed a shot in the lane that would have sent the game to overtime.

Landesberg finished with 21 points for the Cavaliers (2-0), and Jamil Tucker added 15 points and a team-high seven rebounds in the win. Tucker also went 2-for-3 from behind the arc.

Jones scored a game-high 23 for the Bulls (1-1), and Jesus Verdejo added 22 and was 4-for-7 from 3-point range as USF led for a large majority of this close knit affair. There were 19 lead changes and 14 ties. The Bulls largest lead was eight and Virginia's three.

The Bulls shot 49.2 percent from the field (32 for 65) compared to a 40.3 mark (27 of 67) for the Cavaliers, but went just 6-for-12 from the free-throw line. The Cavaliers sank 18 of their 28 free throws, including the second half that saw UVA attempt 26 free throws to USF's six.

**Official Basketball Box Score -- Game Totals -- Final Statistics**

**SMU vs USF**  
 11-14-08 7 p.m. at Sun Dome - Tampa, Fla.

**SMU 46 • 0-1**

##	Player	Total			3-Ptr			Rebounds			PF	TP	A	TO	Blk	Stl	Min.
		FG-FGA	FG-FGA	FT-FTA	FG-FGA	FG-FGA	FT-FTA	Off	Def	Tot							
13	OTIS, Frank	f	0-1	0-0	0-2	0	1	1	1	0	1	1	0	0	0	18	
21	FALL, Bamba	c	2-7	0-0	0-0	3	3	6	4	4	0	5	2	0	0	25	
03	WILLIAMS, Derek	g	5-15	2-6	1-4	0	3	3	1	13	1	4	0	2	0	36	
23	McCOY, Paul	g	2-9	1-3	5-6	0	3	3	2	10	3	4	0	0	0	35	
30	HARP, Ryan	q	1-4	0-1	2-2	4	3	7	4	4	0	0	0	1	0	18	
02	HAYNES, Justin	g	0-2	0-1	0-0	1	1	2	0	0	0	0	0	0	0	10	
10	MALONE, Alex	g	1-2	1-2	2-2	1	0	1	0	5	0	1	0	0	0	12	
22	WALKER, Mike	g	0-0	0-0	0-0	0	0	0	3	0	0	0	0	0	0	11	
24	NYAKUNDI, Robert	g	1-4	1-2	2-2	1	4	5	1	5	1	1	0	1	0	14	
42	DIA, Papa	g	1-3	0-0	3-3	1	3	4	1	5	1	0	0	0	0	21	
Team						5	2	7									
Totals			13-47	5-15	15-21	16	23	39	17	46	7	16	2	4	0	200	
FG % 1st Half:		6-22	27.3%	2nd half:	7-25	28.0%	Game:		13-47	27.7%							Deadball
3FG % 1st Half:		2-8	25.0%	2nd half:	3-7	42.9%	Game:		5-15	33.3%							Rebounds
FT % 1st Half:		9-12	75.0%	2nd half:	6-9	66.7%	Game:		15-21	71.4%							2

**USF 60 • 1-0**

##	Player	Total			3-Ptr			Rebounds			PF	TP	A	TO	Blk	Stl	Min.
		FG-FGA	FG-FGA	FT-FTA	FG-FGA	FG-FGA	FT-FTA	Off	Def	Tot							
01	ESPINOSA, Eladio	f	1-4	0-1	2-4	2	3	5	3	4	1	1	0	0	0	17	
03	AJAYI, Mobolaji	f	1-7	0-0	2-4	5	6	11	5	4	1	0	2	0	0	23	
33	HOWARD, Chris	q	1-8	0-4	2-2	1	0	1	2	4	2	1	0	2	0	33	
20	JONES, Dominique	g	5-16	1-5	2-5	1	2	3	1	13	6	2	0	3	0	37	
23	VERDEJO, Jesus	q	7-16	4-9	0-2	0	3	3	2	18	1	1	0	1	0	38	
04	BELARDO, Gaby	g	0-0	0-0	0-0	0	0	0	0	0	0	0	0	0	0	1	
10	LEEMOW, Justin	g	1-2	1-2	0-0	0	2	2	1	3	1	2	0	0	0	14	
11	RIVAS SANCHEZ, Alex	g	4-6	0-0	0-0	4	2	6	4	8	0	2	0	1	0	15	
32	WILLIAMS, Aris	g	2-2	0-0	2-2	2	3	5	0	6	0	1	0	0	0	22	
Team						6	1	7									
Totals			22-61	6-21	10-19	21	22	43	18	60	12	10	2	7	0	200	
FG % 1st Half:		12-31	38.7%	2nd half:	10-30	33.3%	Game:		22-61	36.1%							Deadball
3FG % 1st Half:		2-12	16.7%	2nd half:	4-9	44.4%	Game:		6-21	28.6%							Rebounds
FT % 1st Half:		6-11	54.5%	2nd half:	4-8	50.0%	Game:		10-19	52.6%							4

Officials: Jim Heney, Mike Kitts, Jeff Clark  
 Technical fouls: SMU-DIA, Papa. USF-None.  
 Attendance: 3523

Score by periods	1st	2nd	Total
SMU	23	23	46
USF	32	28	60

Last FG - SMU 2nd-00:51, USF 2nd-01:03.  
 Largest lead - SMU by 6 1st-14:11, USF by 15 2nd-01:03.

Points	In	Off	2nd	Fast	Bench
SMU	10	5	13	0	15
USF	24	19	18	0	17

Score tied - 1 time.  
 Lead changed - 1 time.

**Official Basketball Box Score -- Game Totals -- Final Statistics**

**USF vs Virginia**  
 11/19/08 7:00 p.m. at Charlottesville, Va. (JPJA)

**USF 75 • 1-1**

##	Player	Total			3-Ptr			Rebounds			PF	TP	A	TO	Blk	Stl	Min.
		FG-FGA	FG-FGA	FT-FTA	FG-FGA	FG-FGA	FT-FTA	Off	Def	Tot							
32	WILLIAMS, Aris	f	0-1	0-0	0-0	1	3	4	3	0	0	1	1	0	0	20	
33	AJAYI, Mobolaji	f	1-4	0-0	0-2	1	1	2	1	2	0	0	0	0	0	9	
03	HOWARD, Chris	g	5-9	1-2	1-2	0	2	2	5	12	3	5	0	0	0	28	
20	JONES, Dominique	g	10-23	0-4	3-4	3	2	5	2	23	5	3	1	1	0	38	
23	VERDEJO, Jesus	g	9-15	4-7	0-2	1	1	2	0	22	1	2	0	0	0	37	
01	ESPINOSA, Eladio	g	3-4	0-0	0-0	2	4	6	3	6	2	1	2	0	0	20	
10	LEEMOW, Justin	g	0-2	0-2	0-0	0	1	1	2	0	2	0	0	0	0	17	
11	RIVAS, Alex	g	4-7	0-0	2-2	2	7	9	3	10	0	2	0	0	1	31	
Team						3	5	8									
Totals			32-65	5-15	6-12	13	26	39	19	75	13	14	4	2	0	200	
FG % 1st Half:		16-35	45.7%	2nd half:	16-30	53.3%	Game:		32-65	49.2%							Deadball
3FG % 1st Half:		1-6	16.7%	2nd half:	4-9	44.4%	Game:		5-15	33.3%							Rebounds
FT % 1st Half:		1-6	16.7%	2nd half:	5-6	83.3%	Game:		6-12	50.0%							3

**Virginia 77 • 2-0**

##	Player	Total			3-Ptr			Rebounds			PF	TP	A	TO	Blk	Stl	Min.
		FG-FGA	FG-FGA	FT-FTA	FG-FGA	FG-FGA	FT-FTA	Off	Def	Tot							
24	Diane, Mamadi	f	6-14	0-4	1-2	1	2	3	3	13	1	2	0	0	0	30	
32	Scott, Mike	f	4-9	0-1	2-2	4	2	6	2	10	1	2	0	2	0	32	
55	Meyinsse, Jerome	c	0-0	0-0	0-0	0	0	0	0	0	0	0	0	0	0	6	
02	Farrakhan, Mustapha	g	0-0	0-0	0-0	0	0	0	1	0	0	0	0	0	0	5	
04	Baker, Calvin	g	1-5	0-1	1-4	1	0	1	1	3	2	1	0	0	0	17	
12	Tucker, Jamil	g	4-8	2-3	5-8	0	7	7	0	15	1	0	1	0	1	27	
13	Zeglinski, Sammy	g	2-7	1-3	4-4	1	4	5	4	9	4	1	0	1	0	22	
15	Landesberg, Sylvan	g	8-15	1-2	4-6	1	3	4	1	21	0	1	0	0	0	31	
21	Soroye, Tunji	g	1-1	0-0	1-2	3	3	6	1	3	0	1	2	1	0	15	
23	Jones, Jeff	g	1-8	1-5	0-0	0	0	2	3	1	0	0	0	0	0	15	
Team						6	1	7									
Totals			27-67	5-19	18-28	17	22	39	15	77	10	10	3	8	0	200	
FG % 1st Half:		14-36	38.9%	2nd half:	13-31	41.9%	Game:		27-67	40.3%							Deadball
3FG % 1st Half:		4-11	36.4%	2nd half:	1-8	12.5%	Game:		5-19	26.3%							Rebounds
FT % 1st Half:		2-2	100.0%	2nd half:	16-26	61.5%	Game:		18-28	64.3%							7.1

Officials: Karl Hess, Les Jones, Joe Lindsay  
 Technical fouls: USF-None. Virginia-None.  
 Attendance: 8810  
 Howard (USF) fouls out @ 3:14 (I)

Score by periods	1st	2nd	Total
USF	34	41	75
Virginia	34	43	77

Last FG - USF 2nd-01:11, VA 2nd-00:13.  
 Largest lead - USF by 8 1st-14:58, VA by 3 1st-06:02.

Points	In	Off	2nd	Fast	Bench
USF	38	5	13	4	16
Virginia	36	10	17	6	51

Score tied - 14 times.  
 Lead changed - 19 times.

# Game-by-Game Summaries and Box Scores

**HIGH POINT** **46**  
**USF** **59**

**TAMPA** - Aris Williams scored all of his 11 points in the second half, helping the University of South Florida rally for a 59-46 victory against High Point on Nov. 25 at the Sun Dome.

Williams triggered a 17-4 run for South Florida (2-1) in the second half with eight quick points, including a pair of slam dunks. Chris Howard and Jesus Verdejo paced the Bulls with 14 and 12 points, respectively. The 11 points was a career high for Williams, who also added six rebounds and three blocked shots.

Freshman Eladio Espinosa pulled down a career and game high 10 rebounds and also added nine points, just missing his first career double double in his third collegiate game.

Eugene Harris led all scorers with 17 points, including 11-in-a-row for High Point (1-3) as it built a 26-19 advantage late in the first half.

The teams were tied three times before the break, but USF never led. High Point hit 44 percent of its shots from the floor, including 5 of 11 from long range, en route to a 28-24 halftime edge. The Panthers hit only 25.9 percent of their shots in the second half. The Bulls held the Panthers to 34.6 percent shooting for the game.

**Official Basketball Box Score -- Game Totals -- Final Statistics**  
**High Point vs USF**  
**11-25-08 7 p.m. at The Sun Dome - Tampa, Fla.**

**High Point 46 • 1-3, 0-0**

##	Player	Total			3-Ptr			Rebounds			PF	TP	A	TO	Blk	Stl	Min
		FG-FGA	FG-FGA	FT-FTA	FG-FGA	FG-FGA	FT-FTA	Off	Def	Tot							
03	CROWDER, Melvin	f	1-2	0-1	0-0	3	1	4	4	2	2	2	0	1	23		
04	DANIELS, Cruz	c	4-7	0-0	1-2	2	2	4	3	9	1	1	3	0	24		
04	HARRIS, Eugene	g	6-15	5-11	0-0	0	3	3	2	17	0	4	0	0	35		
11	SINGLETON, David	g	1-6	0-1	0-0	1	4	5	4	2	6	6	0	3	34		
15	CAMPBELL, David	g	2-6	1-2	0-0	2	5	7	1	5	0	1	0	1	31		
01	BARBOUR, Nick		3-10	0-5	2-2	0	2	2	2	8	1	1	0	1	25		
02	IATI, Jacob		1-1	1-1	0-0	0	0	0	1	3	0	1	0	0	3		
23	MENDENHALL, Alquan		0-3	0-3	0-0	0	0	0	0	0	0	0	0	0	10		
25	BRIDGES, Earnest		0-2	0-0	0-0	1	3	4	4	0	1	3	2	0	15		
Team			5-27			2-7			11-19			5	6	200			
Totals			18-52	7-24	3-4	14	22	36	21	46	11	19	5	6	200		
FG % 1st Half:		11-25	44.0%	2nd half:	7-27	25.9%	Game:		18-52	34.6%	Deadball						
3FG % 1st Half:		5-11	45.5%	2nd half:	2-13	15.4%	Game:		7-24	29.2%	Rebounds						
FT % 1st Half:		1-2	50.0%	2nd half:	2-2	100.0%	Game:		3-4	75.0%	1						

**USF 59 • 2-1, 0-0**

##	Player	Total			3-Ptr			Rebounds			PF	TP	A	TO	Blk	Stl	Min
		FG-FGA	FG-FGA	FT-FTA	FG-FGA	FG-FGA	FT-FTA	Off	Def	Tot							
01	ESPINOSA, Eladio	f	3-7	0-0	3-4	4	6	10	3	9	0	2	1	0	34		
32	WILLIAMS, Aris	f	5-8	0-0	1-2	4	2	6	0	11	1	1	3	1	27		
03	HOWARD, Chris	g	4-6	1-2	5-6	0	3	3	2	14	4	5	1	1	35		
20	JONES, Dominique	g	3-10	0-2	3-6	3	3	6	2	9	4	2	0	1	37		
23	VERDEJO, Jesus	g	3-13	3-10	3-4	0	1	1	1	12	2	1	0	1	37		
04	BELARDO, Gaby		0-0	0-0	0-0	0	0	0	0	0	0	0	0	0	1		
10	LEEMOW, Justin		0-1	0-1	0-0	0	1	1	0	0	1	1	0	1	6		
11	RIVAS, Alex		2-2	0-0	0-1	2	0	2	0	4	0	0	0	0	3		
15	KARDOK, Ryan		0-1	0-1	0-0	0	1	1	0	0	0	0	0	0	7		
21	EMORY, Mitch		0-0	0-0	0-2	0	1	1	1	0	0	0	1	0	1		
33	AJAYI, Mobolaji		0-1	0-0	0-0	1	1	2	1	0	1	0	0	0	12		
Team			0-1			1			10			59	13	12	6	5	200
Totals			20-49	4-16	15-25	14	20	34	10	59	13	12	6	5	200		
FG % 1st Half:		7-20	35.0%	2nd half:	13-29	44.8%	Game:		20-49	40.8%	Deadball						
3FG % 1st Half:		2-6	33.3%	2nd half:	2-10	20.0%	Game:		4-16	25.0%	Rebounds						
FT % 1st Half:		8-13	61.5%	2nd half:	7-12	58.3%	Game:		15-25	60.0%	3						

Officials: Doug Simons, Brent Barnally, Tony Crisp  
Technical fouls: High Point-None. USF-None.  
Attendance: 2529

Score by periods	1st	2nd	Total
High Point	28	18	46
USF	24	35	59

Last FG - HPU 2nd-05:23, USF 2nd-00:53.  
Largest lead - HPU by 7 1st-03:13, USF by 14 2nd-00:43.

Points	In	Off	2nd	Fast	Bench
HPU	Paint	T/O	Chance	Break	11
USF	26	27	17	0	4

Score tied - 6 times.  
Lead changed - 1 time.

**Northeastern** **37**  
**USF** **55**

**TAMPA** - Dominique Jones scored 20 points to lead the University of South Florida past Northeastern 55-37 on Nov. 29 at the Sun Dome.

Aris Williams scored 11 points and Jesus Verdejo finished with 10 points for USF (3-1), who allowed the second lowest point total for a game in school history. The Bulls held Saint Peters to 34 points in 1985.

Northeastern (3-3) made four of its first 30 shots from the field, but the Huskies were able to claim a one-point lead. But the Bulls scored 16 unanswered points to pull ahead 26-11 early in the second half.

Manny Adako finished with 10 points for Northeastern, which had its worst offensive showing since a 36-34 victory at Colgate in 1982.

Matt Janning, who entered the game averaging 20 points, scored three points for the Huskies. Janning did not score in the first half for the first time this season and didn't score until hitting a free throw with 13:12 remaining in the second half. He tallied his lone field goal with 4:15 left in the game. Junior guard Chris Howard was the primary defender on Janning for most of the game.

Northeastern made one of nine attempts from 3-point range and shot 24.1 percent overall (13-for-54).

Williams led USF with seven rebounds and had five players with four or more rebounds. Howard dished out a game-high seven assists.

**Official Basketball Box Score -- Game Totals -- Final Statistics**  
**Northeastern vs USF**  
**11-29-08 7 p.m. at The Sun Dome - Tampa, Fla.**

**Northeastern 37 • 3-3, 0-0**

##	Player	Total			3-Ptr			Rebounds			PF	TP	A	TO	Blk	Stl	Min
		FG-FGA	FG-FGA	FT-FTA	FG-FGA	FG-FGA	FT-FTA	Off	Def	Tot							
24	Spates, Eugene	f	1-8	0-3	0-0	3	0	3	3	2	2	1	1	0	0	21	
32	Adako, Manny	f	4-10	0-0	2-2	1	3	4	5	10	0	3	0	2	18		
54	Ojougboh, Nkem	c	2-8	0-0	3-4	2	4	6	4	7	0	1	0	1	32		
03	Allen, Chaison	g	3-9	0-2	2-4	2	2	4	1	8	1	2	0	2	34		
23	Janning, Matt	g	1-11	0-2	1-2	2	0	2	1	3	1	3	0	1	36		
01	Etherly, Erik		0-0	0-0	0-0	0	0	0	0	0	0	0	0	0	2		
02	Alvarez, Chris		0-2	0-0	0-2	2	1	3	3	0	0	2	0	0	21		
11	Lima, Vinny		1-2	0-0	0-0	1	2	3	0	2	0	0	0	0	11		
15	McDonald, Brian		0-0	0-0	0-0	0	0	0	0	0	0	0	0	0	1		
20	Smith, Matt		0-0	0-0	0-0	0	0	0	0	0	0	0	0	0	1		
25	Bataille, Baptiste		0-1	0-0	0-1	0	1	1	0	0	1	0	1	0	12		
31	Aragbaye, Allen		1-2	1-2	2-2	0	1	1	2	5	0	0	0	0	10		
33	Felix, Ben		0-1	0-0	0-0	1	0	1	0	0	0	0	0	0	1		
Team			2-4			6			16			18	34	19	37	7	200
Totals			13-54	1-9	10-17	16	18	34	19	37	4	12	0	7	200		
FG % 1st Half:		4-29	13.8%	2nd half:	9-25	36.0%	Game:		13-54	24.1%	Deadball						
3FG % 1st Half:		0-5	0.0%	2nd half:	1-4	25.0%	Game:		1-9	11.1%	Rebounds						
FT % 1st Half:		3-4	75.0%	2nd half:	7-13	53.8%	Game:		10-17	58.8%	3						

**USF 55 • 3-1, 0-0**

##	Player	Total			3-Ptr			Rebounds			PF	TP	A	TO	Blk	Stl	Min			
		FG-FGA	FG-FGA	FT-FTA	FG-FGA	FG-FGA	FT-FTA	Off	Def	Tot										
32	WILLIAMS, Aris	f	5-7	0-0	1-2	2	5	7	1	11	1	0	1	0	35					
11	RIVAS, Alex	c	2-6	0-0	2-3	3	3	6	3	6	0	3	1	2	25					
03	HOWARD, Chris	g	1-4	1-2	3-6	0	4	4	1	6	7	2	0	1	35					
20	JONES, Dominique	g	6-13	0-4	8-8	1	5	6	3	20	4	4	0	2	37					
23	VERDEJO, Jesus	g	4-8	2-3	0-2	1	4	5	0	10	1	5	0	1	34					
01	ESPINOSA, Eladio		0-0	0-0	0-0	0	2	2	0	0	0	1	0	0	5					
04	BELARDO, Gaby		0-0	0-0	0-0	0	0	0	0	0	0	0	0	0	1					
10	LEEMOW, Justin		0-1	0-0	0-0	0	1	1	2	0	1	0	0	1	13					
33	AJAYI, Mobolaji		1-2	0-0	0-0	0	1	1	3	2	0	0	1	0	15					
Team			0-4			4			7			29	36	15	55	14	15	3	7	200
Totals			19-41	3-9	14-21	7	29	36	15	55	14	15	3	7	200					
FG % 1st Half:		8-19	42.1%	2nd half:	11-22	50.0%	Game:		19-41	46.3%	Deadball									
3FG % 1st Half:		1-5	20.0%	2nd half:	2-4	50.0%	Game:		3-9	33.3%	Rebounds									
FT % 1st Half:		5-8	62.5%	2nd half:	9-13	69.2%	Game:		14-21	66.7%	4									

Officials: Jim Burr, Mike Roberts, Wally Rutecki  
Technical fouls: Northeastern-None. USF-None.  
Attendance: 2818

Score by periods	1st	2nd	Total
Northeastern	11	26	37
USF	22	33	55

Points	In	Off	2nd	Fast	Bench
NU	Paint	T/O	Chance	Break	11
USF	24	13	9	0	6

Last FG - NU 2nd-01:25, USF 2nd-02:50.  
Largest lead - NU by 1 1st-05:30, USF by 23 2nd-02:26.

Score tied - 1 time.  
Lead changed - 2 times.

# Game-by-Game Summaries and Box Scores

**USF** **77 (OT)**  
**UAB** **78**

**BIRMINGHAM, Ala.** - Senior guard Jesus Verdejo's game-high 26 points were not enough as UAB's Paul Delaney hit two free throws with 14.5 seconds left in overtime to give the University of Alabama-Birmingham a 78-77 win over the University of South Florida on Wednesday night at Bartow Arena.

USF (3-2) took a 77-75 lead with 3:03 to play in overtime after Jesus Verdejo scored five-straight points. But the Blazers (5-2) would score the final three points of the game, all on free throws.

For the game, Verdejo hit 6 of his 12 3-point attempts, to lead the Bulls. Dominique Jones added 15 for South Florida while Aris Williams grabbed six boards on the night. Chris Howard chipped in 11 points and had a game-high seven assists.

The Blazers sank 20 of 31 free throws, while the Bulls hit 12 of 20.

Lawrence Kinnard scored 20 to lead the Blazers, and Delaney added 16.

The Bulls, who led by eight points at halftime, were up 67-54 with 5:59 to play in the second after Verdejo hit a 3-pointer. The Blazers outscored South Florida 18-5 the rest of the way to tie it at 72 at the end of regulation.

**Official Basketball Box Score -- Game Totals -- Final Statistics**  
**USF vs UAB**  
**12/03/08 8 p.m. at Birmingham, Ala. (Bartow Arena)**

**USF 77 • 3-2**

#	Player	Total			3-Ptr			Rebounds			PF	TP	A	TO	Blk	Stl	Min
		FG-FGA	FG-FGA	FT-FTA	FG-FGA	FG-FGA	FT-FTA	Off	Def	Tot							
32	WILLIAMS, Aris	f	3-6	0-0	1-4	0	6	6	3	7	0	0	0	2	40		
11	RIVAS, Alex	c	0-3	0-0	0-0	0	4	4	1	0	0	2	0	1	16		
03	HOWARD, Chris	g	3-8	1-4	4-6	3	2	5	1	11	7	4	0	3	43		
20	JONES, Dominique	g	5-15	1-6	4-5	2	1	3	5	15	5	4	0	1	32		
23	VERDEJO, Jesus	g	10-20	6-12	0-1	0	4	4	3	26	1	1	0	2	38		
01	ESPINOSA, Eladio	g	1-1	0-0	3-4	1	2	3	1	5	1	0	1	0	10		
10	LEEMOW, Justin	g	3-4	3-3	0-0	0	3	3	3	9	1	1	0	1	19		
15	KARDOK, Ryan	g	0-0	0-0	0-0	0	0	0	0	0	0	0	0	0	1		
33	AJAYI, Mobolaji	g	2-4	0-0	0-0	0	2	2	5	4	1	0	0	0	26		
Team						1 2 3											
Totals			27-61	11-25	12-20	7	26	33	22	77	16	12	1	10	225		

FG % 1st Half: 14-30 46.7% 2nd half: 11-26 42.3% OT: 2-5 40.0% Game: 27-61 44.3% Deadball Rebounds: 2  
 3FG % 1st Half: 6-14 42.9% 2nd half: 4-9 44.4% OT: 1-2 50.0% Game: 11-25 44.0%  
 FT % 1st Half: 4-6 66.7% 2nd half: 8-12 66.7% OT: 0-2 0.0% Game: 12-20 60.0%

**UAB 78 • 5-2**

#	Player	Total			3-Ptr			Rebounds			PF	TP	A	TO	Blk	Stl	Min
		FG-FGA	FG-FGA	FT-FTA	FG-FGA	FG-FGA	FT-FTA	Off	Def	Tot							
21	KINNARD, Lawrence	f	6-12	1-4	7-11	3	9	12	3	20	1	0	1	1	42		
01	JOHNSON, Aaron	g	3-3	0-0	0-2	0	0	0	5	6	2	2	0	0	23		
04	DELANEY III, Paul	g	5-12	0-0	6-7	1	2	3	2	16	2	1	0	4	38		
24	VADEN, Robert	g	7-13	4-9	0-0	2	8	10	1	18	2	3	0	0	42		
25	ONEY, Channing	q	3-7	1-2	1-2	2	2	4	5	8	0	0	0	0	25		
03	RODERICK, Terrence	g	0-2	0-1	0-1	1	5	6	1	0	0	3	0	0	15		
10	BERRIOS, Ed	g	0-3	0-3	1-2	0	2	2	0	1	0	3	0	1	17		
35	CRAWFORD, Howard	g	2-4	0-0	5-6	1	2	3	1	9	0	1	0	0	23		
Team						0 3 3											
Totals			26-56	6-19	20-31	10	33	43	18	78	7	13	1	6	225		

FG % 1st Half: 12-24 50.0% 2nd half: 13-26 50.0% OT: 1-6 16.7% Game: 26-56 46.4% Deadball Rebounds: 5  
 3FG % 1st Half: 3-8 37.5% 2nd half: 2-7 28.6% OT: 1-4 25.0% Game: 6-19 31.6%  
 FT % 1st Half: 3-7 42.9% 2nd half: 14-20 70.0% OT: 3-4 75.0% Game: 20-31 64.5%

Officials: Michael Kitts, Bret Smith, Doug Shows  
 Technical fouls: USF-None, UAB-None.  
 Attendance: 6359

Score by periods	1st	2nd	OT	Total
USF	38	34	5	77
UAB	30	42	6	78

Points	In	Off	2nd	Fast	Break	Bench
USF	30	12	9	4	4	18
UAB	30	13	9	0	0	10

Last FG - USF OT-03:03, UAB OT-04:37.  
 Largest lead - USF by 13 2nd-11:58, UAB by 9 1st-14:26.

Score tied - 5 times.  
 Lead changed - 9 times.

**USF** **63**  
**UCF** **71**

**ORLANDO, Fla.** - Jermaine Taylor scored 20 of his 30 points in the second half and the University of Central Florida beat the University of South Florida 71-63 on Saturday night.

Taylor's 30 overcame a big performance by USF sophomore Dominique Jones who tied his career high with 31. He was 11-17 from the field.

The Knights (4-3) beat the Bulls (3-3) for the first time since 1994, snapping a nine-game losing streak in front of the second-largest crowd in UCF history with 6,695 in attendance. USF leads the all-time series 18-5.

Leading 61-60, the Knights outscored USF 10-3 in the final 4:24.

Tony Davis finished with 17 points, including 16 in the second half, and Kenrick Zondervan had 11 for UCF.

Jones had 20 in the second half. Jesus Verdejo added 15 points for the Bulls which led by as many as nine points in the first half. The Knights scored the final seven points of the half to trail 28-26 at halftime.

**Official Basketball Box Score -- Game Totals -- Final Statistics**  
**USF vs UCF**  
**12/6/08 7 p.m. at Orlando, Fla. (UCF Arena)**

**USF 63 • 3-3**

#	Player	Total			3-Ptr			Rebounds			PF	TP	A	TO	Blk	Stl	Min
		FG-FGA	FG-FGA	FT-FTA	FG-FGA	FG-FGA	FT-FTA	Off	Def	Tot							
32	WILLIAMS, Aris	f	4-9	0-0	1-1	4	4	8	3	9	0	1	1	1	37		
11	RIVAS, Alex	c	0-1	0-0	0-0	0	7	7	3	0	0	2	3	0	23		
03	HOWARD, Chris	g	1-6	0-0	4-7	1	1	2	3	6	2	4	0	2	38		
20	JONES, Dominique	g	11-17	2-5	7-11	2	5	7	3	31	4	5	0	1	35		
23	VERDEJO, Jesus	g	5-14	3-7	2-3	0	1	1	1	15	1	7	0	1	36		
01	ESPINOSA, Eladio	g	0-0	0-0	0-2	0	3	3	1	0	0	1	0	1	8		
10	LEEMOW, Justin	g	0-3	0-2	0-0	0	2	2	2	0	0	0	0	0	12		
33	AJAYI, Mobolaji	g	1-3	0-0	0-2	3	0	3	4	2	0	1	0	1	11		
Team						5 1 6											
Totals			22-53	5-14	14-26	15	24	39	20	63	7	21	4	7	200		

FG % 1st Half: 10-28 35.7% 2nd half: 12-25 48.0% Game: 22-53 41.5% Deadball Rebounds: 6  
 3FG % 1st Half: 1-6 16.7% 2nd half: 4-8 50.0% Game: 5-14 35.7%  
 FT % 1st Half: 7-12 58.3% 2nd half: 7-14 50.0% Game: 14-26 53.8%

**UCF 71 • 4-3**

#	Player	Total			3-Ptr			Rebounds			PF	TP	A	TO	Blk	Stl	Min
		FG-FGA	FG-FGA	FT-FTA	FG-FGA	FG-FGA	FT-FTA	Off	Def	Tot							
02	DAVIS, Tony	f	5-9	1-2	6-8	1	4	5	3	17	0	2	2	6	27		
13	ZONDERVAN, Kenrick	c	4-6	0-0	3-5	1	1	2	3	11	0	0	0	1	27		
01	TAYLOR, Jermaine	g	12-20	3-5	3-4	1	3	4	2	30	2	1	2	2	34		
03	ROMPZA, A.J.	g	0-5	0-2	1-2	0	3	3	2	1	8	3	0	2	34		
12	YOUNG, Taylor	g	1-5	0-2	1-2	0	2	2	2	3	3	3	1	0	32		
05	WEATHERS, Will	g	0-1	0-0	0-0	0	1	1	2	0	0	0	0	0	7		
10	SPERAW, Drew	g	1-1	1-1	0-0	0	0	0	0	3	0	0	0	0	0		
11	SOSA, Isaac	g	0-2	0-1	0-0	1	0	1	1	0	0	0	0	0	6		
20	BAEZ, Chris	g	0-2	0-1	0-0	0	2	2	0	0	0	1	0	0	7		
25	TYLER, A.J.	g	2-5	0-1	2-2	2	4	6	4	6	0	0	0	0	23		
34	YOTIO, Jean Michel	g	0-0	0-0	0-0	1	0	1	1	0	0	1	0	0	3		
Team						2 1 3											
Totals			25-56	5-15	16-23	9	21	30	20	71	13	11	5	11	200		

FG % 1st Half: 11-28 39.3% 2nd half: 14-28 50.0% Game: 25-56 44.6% Deadball Rebounds: 5,1  
 3FG % 1st Half: 1-7 14.3% 2nd half: 4-8 50.0% Game: 5-15 33.3%  
 FT % 1st Half: 3-4 75.0% 2nd half: 13-19 68.4% Game: 16-23 69.6%

Officials: Rick Crawford, Brent Hampton, Doug Shows  
 Technical fouls: USF-None, UCF-None.  
 Attendance: 6695

Score by periods	1st	2nd	Total
USF	28	35	63
UCF	26	45	71

Points	In	Off	2nd	Fast	Break	Bench
USF	32	13	10	8	2	2
UCF	30	24	7	4	4	9

Last FG - USF 2nd-00:02, UCF 2nd-01:42.  
 Largest lead - USF by 9 1st-04:05, UCF by 10 2nd-00:08.

Score tied - 9 times.  
 Lead changed - 11 times.

# Niagara USF

# 70 55

**TAMPA** - Tyrone Lewis scored 23 points to lead Niagara to a 70-55 win against the University of South Florida on Sunday at the Sun Dome.

Benson Egemonye scored 17 for the Purple Eagles (7-2) and Bilal Benn contributed 14 points and 10 rebounds for Niagara.

Jesus Verdejo scored 20 points to pace USF (3-4). Transfers Mike Mercer and Augustus Gilchrist finished with 12 and eight, respectively, in their USF debuts.

Lewis had four long-range baskets midway through the first to put the Purple Eagles ahead by eight midway through the half, and Niagara led 32-29 at the break. Verdejo hit a 3-pointer midway through the second to pull the Bulls within 57-49, but Niagara scored 10 straight to put the game away.

Gilchrist and Chris Howard led USF with six rebounds each, while Dominique Jones finished with eight points, four rebounds and four assists.

Niagara came in ranked 10th in the NCAA averaging 10.6 steals per game, and had 11 on Sunday.

## Official Basketball Box Score -- Game Totals -- Final Statistics Niagara vs USF 12/14/08 1 p.m. at The Sun Dome - Tampa, Fla.

### Niagara 70 • 7-2, 1-0

#	Player	c	Total			3-Ptr			Rebounds			PF	TP	A	TO	Blk	Stl	Min
			FG-FGA	FG-FGA	FT-FTA	FG-FGA	FG-FGA	FT-FTA	Off	Def	Tot							
25	Egemonye, Benson	c	7-10	0-0	3-5	4	2	6	5	17	0	2	0	0	25			
01	Garrison, Rob	g	3-10	0-4	1-2	0	6	6	2	7	1	1	2	1	34			
02	Lewis, Tyrone	g	7-16	5-12	4-6	2	4	6	3	23	1	2	0	2	32			
22	Benn, Bilal	g	6-13	0-2	2-4	4	6	10	2	14	2	5	0	3	36			
31	Nelson, Anthony	g	2-6	0-0	0-1	3	4	7	2	4	7	2	1	3	37			
05	Cooley, Austin		0-2	0-0	0-0	0	1	1	0	0	0	0	0	1	5			
30	Williamson, Demetrius		0-3	0-3	0-0	0	1	1	2	0	1	1	0	0	14			
32	Gordon, Kamau		1-2	0-0	3-5	3	2	5	3	5	0	1	0	1	15			
35	Edwards, Kashief		0-0	0-0	0-0	0	0	0	0	0	0	0	0	0	2			
Team						2	1	3										
Totals			26-62	5-21	13-23	18	27	45	19	70	12	14	3	11	200			

FG % 1st Half:	13-35	37.1%	2nd half:	13-27	48.1%	Game:	26-62	41.9%	Deadball Rebounds:	3
3FG % 1st Half:	4-11	36.4%	2nd half:	1-10	10.0%	Game:	5-21	23.8%		
FT % 1st Half:	2-7	28.6%	2nd half:	11-16	68.8%	Game:	13-23	56.5%		

### USF 55 • 3-4, 0-0

#	Player	f	Total			3-Ptr			Rebounds			PF	TP	A	TO	Blk	Stl	Min
			FG-FGA	FG-FGA	FT-FTA	FG-FGA	FG-FGA	FT-FTA	Off	Def	Tot							
24	GLICHRIST, Augustus	f	3-9	0-0	2-4	1	5	6	3	8	1	5	0	1	26			
02	MERCER, Mike	g	6-16	0-3	0-1	2	0	2	1	12	0	3	0	3	39			
03	HOWARD, Chris	g	0-3	0-0	3-4	2	4	6	2	3	2	0	1	0	33			
20	JONES, Dominique	g	3-10	0-3	2-2	1	3	4	3	8	4	4	0	1	36			
23	VERDEJO, Jesus	g	7-12	2-5	4-6	2	1	3	1	20	2	2	0	0	31			
01	ESPINOSA, Eladio		1-2	0-0	0-0	1	0	1	1	2	0	1	0	0	5			
05	DANIELS, B.J.		0-1	0-0	0-0	1	0	1	1	0	0	0	0	0	4			
10	LEEMOW, Justin		0-2	0-2	0-0	0	0	0	0	0	2	0	0	0	7			
11	RIVAS, Alex		0-0	0-0	0-2	0	1	1	1	0	0	0	1	0	6			
32	WILLIAMS, Aris		0-0	0-0	0-2	1	2	3	1	0	0	1	0	0	5			
33	AJAYI, Mobolaji		1-1	0-0	0-0	2	4	6	1	2	1	1	0	0	8			
Team						1	5	6										
Totals			21-56	2-13	11-21	14	25	39	15	55	12	17	2	5	200			

FG % 1st Half:	10-33	30.3%	2nd half:	11-23	47.8%	Game:	21-56	37.5%	Deadball Rebounds:	4
3FG % 1st Half:	1-5	20.0%	2nd half:	1-8	12.5%	Game:	2-13	15.4%		
FT % 1st Half:	8-12	66.7%	2nd half:	3-9	33.3%	Game:	11-21	52.4%		

Officials: Ed Corbett, James Breeding, William Bush  
Technical fouls: Niagara-None. USF-None.  
Attendance:

Score by periods	1st	2nd	Total
Niagara	32	38	70
USF	29	26	55

Points	In	Off	2nd	Fast	Bench
	Paint	T/O	Chance	Break	
Niagara	36	22	13	0	5
USF	28	14	12	8	4

Last FG - NIA 2nd-02:43. USF 2nd-01:08.

Largest lead - NIA by 18 2nd-02:43. USF by 3 1st-17:03.

Score tied - 2 times.  
Lead changed - 5 times.

# 2008-09 USF BULLS



Mobolaji

**AJAYI**

33 | Forward | 6-9 | 225 | Senior

Kano, Nigeria | Standard Comprehensive HS / Palm Beach CC

## Season & Career Highs

<b>Points</b>	
Season	4 (2), last at UAB (12/03/08)
Career	12 (2), last vs. Notre Dame (3/8/08)
<b>Rebounds</b>	
Season	11, vs. SMU (11/14/08)
Career	11 (2), last vs. SMU (11/14/08)
<b>Assists</b>	
Season	1 (4), last vs. Niagara (12/14/08)
Career	2, at Syracuse (1/5/08)
<b>Steals</b>	
Season	1, at UCF (12/6/08)
Career	2 (2), last at Rutgers (3/1/08)
<b>Blocked Shots</b>	
Season	1 (2), last vs. Northeastern (11/29/08)
Career	3 (2), last vs. UConn (2/16/08)
<b>Field Goals</b>	
Season	1 (6), last vs. Niagara (12/14/08)
Career	6 (2), last vs. Notre Dame (3/8/08)
<b>Field Goal Attempts</b>	
Season	7, vs. SMU (11/14/08)
Career	9, vs. Notre Dame (3/8/08)
<b>Free Throws</b>	
Season	2, vs. SMU (11/14/08)
Career	3, at Villanova (3/5/08)
<b>Free Throw Attempts</b>	
Season	4, vs. SMU (11/14/08)
Career	6, at Villanova (3/5/08)
<b>3-Point Field Goals</b>	
Season	--
Career	--
<b>3-Point Field Goal Attempts</b>	
Season	--
Career	--

**2008-09:** Has appeared in all seven three games, starting two... Started season opener 11/14 vs. SMU and matched his career high with 11 rebounds... Also added four points, a block and an assist vs. SMU... Matched season high with four points 12/3 at UAB... Pulled down six rebounds 12/14 vs. Niagara, tied for team-high.

## 2008-09 Game-by-Game

Opponent	Date	gs	min	Total		3-Pointers		Free throws		Rebounds				Scoring						
				fg-fga	pct	3fg-fga	pct	ft-fta	pct	off	def	tot	avg	pf	a	t/o	blk	stl	pts	avg
SMU	11/14/08	*	23	1-7	.143	0-0	.000	2-4	.500	5	6	11	11.0	5	1	0	1	0	4	4.0
at Virginia	11/19/08	*	9	1-4	.250	0-0	.000	0-2	.000	1	1	2	6.5	1	0	0	0	0	2	3.0
HIGH POINT	11/25/08		12	0-1	.000	0-0	.000	0-0	.000	1	1	2	5.0	1	1	0	0	0	0	2.0
NORTHEASTERN	11/29/08		15	1-2	.500	0-0	.000	0-0	.000	0	1	1	4.0	3	0	0	1	0	2	2.0
at UAB	12/03/08		26	2-4	.500	0-0	.000	0-0	.000	0	2	2	3.6	5	1	0	0	0	4	2.4
at UCF	12/6/08		11	1-3	.333	0-0	.000	0-2	.000	3	0	3	3.5	4	0	1	0	1	2	2.3
NIAGARA	12/14/08		8	1-1	1.000	0-0	.000	0-0	.000	2	4	6	3.9	1	1	1	0	0	2	2.3
Totals		2	104	7-22	.318	0-0	.000	2-8	.250	12	15	27	3.9	20	4	2	2	1	16	2.3

## Year-by-Year

Season	gp-gs	min/avg	Total		3-Point		F-Throws		Rebounds				Scoring							
			fg-fga	pct	fg-fga	pct	ft-fta	pct	off	def	tot	avg	pf	fo	ast	to	blk	stl	pts	avg
2007-08	29-13	387/13.3	35-77	.455	0-0	.000	9-19	.474	54	56	110	3.8	61	1	3	30	16	9	79	2.7
2008-09	7-2	104/14.9	7-22	.318	0-0	.000	2-8	.250	12	15	27	3.9	20	2	4	2	2	1	16	2.3
TOTAL	36-15	491/13.6	42-99	.424	0-0	.000	11-27	.407	66	71	137	3.8	81	3	7	32	18	10	95	2.6

# 2008-09 USF BULLS



**Jesus VERDEJO**

23 | Guard | 6-4 | 205 | Senior

Carolina, Puerto Rico | The Winchendon School / Arizona

**2008-09:** Has started all seven games this season and leads the team in scoring at 17.6 per game... Only player to score in double figures each game this season... Has tallied at least two 3-pointers in every game this season... Set a new career high for the second time this season with 26 points 12/3 at UAB... Connected on 10 of 20 shots and 6 of 12 from 3-point range... His 10 field goals also set a new career mark for the second time this season and his six 3-pointers established a new career high... Set a then career high with 22 points 11/19 at Virginia, going 9-15 from the field, including 4-7 from 3-point range... Nine field goals made at UVa set a then career high, outshooting the eight made vs. Syracuse (2/13/08)... Led the Bulls with 18 points 11/14 vs. SMU, going 7-16 from the field and 4-9 from 3-point range... The four 3-pointers made in the first two games of the season matched his career high done three times now (11/24/07 vs. East Carolina the other time)... Had 12 points 11/25 vs. High Point, making three 3-pointers... In double figures again with 10 points 11/29 vs. Northeastern, hitting two 3-pointers and pulling down a season high five rebounds... Had 15 points 12/6 at UCF, including three 3-pointers... Had a team-high 20 points 12/14 vs. Niagara, going 7-12 from the field and 2-5 from 3-point range.

### Season & Career Highs

<b>Points</b>	
Season	26, at UAB (12/03/08)
Career	26, at UAB (12/03/08)
<b>Rebounds</b>	
Season	5, vs. Northeastern (11/29/08)
Career	6 (2), last vs. Notre Dame (3/8/08)
<b>Assists</b>	
Season	2 (2), last vs. Niagara (12/14/08)
Career	7, vs. Seton Hall (2/26/08)
<b>Steals</b>	
Season	2, at UAB (12/03/08)
Career	3 (2), last vs. URI (11/16/07)
<b>Blocked Shots</b>	
Season	--
Career	1 (3), last vs. St. Francis (12/22/07)
<b>Field Goals</b>	
Season	10, at UAB (12/03/08)
Career	10, at UAB (12/03/08)
<b>Field Goal Attempts</b>	
Season	20, at UAB (12/03/08)
Career	20, at UAB (12/03/08)
<b>Free Throws</b>	
Season	4, vs. Niagara (12/14/08)
Career	7, at Georgetown (2/5/08)
<b>Free Throw Attempts</b>	
Season	6, vs. Niagara (12/14/08)
Career	9 (2), last at Wake (12/19/07)
<b>3-Point Field Goals</b>	
Season	6, at UAB (12/03/08)
Career	6, at UAB (12/03/08)
<b>3-Point Field Goal Attempts</b>	
Season	12, at UAB (12/03/08)
Career	12, at UAB (12/03/08)


### 2008-09 Game-by-Game

Opponent	Date	gs	min	Total		3-Pointers		Free throws		Rebounds				pf	a	t/o	blk	stl	pts	avg	
				fg-fga	pct	3fg-fga	pct	ft-fa	pct	off	def	tot	avg								
SMU	11/14/08	*	38	7-16	.438	4-9	.444	0-2	.000	0	3	3	3.0	2	1	1	0	1	18	18.0	
at Virginia	11/19/08	*	37	9-15	.600	4-7	.571	0-2	.000	1	1	2	2.5	0	1	2	0	0	22	20.0	
HIGH POINT	11/25/08	*	37	3-13	.231	3-10	.300	3-4	.750	0	1	1	2.0	1	2	1	0	1	12	17.3	
NORTHEASTERN	11/29/08	*	34	4-8	.500	2-3	.667	0-2	.000	1	4	5	2.8	0	1	5	0	1	10	15.5	
at UAB	12/03/08	*	38	10-20	.500	6-12	.500	0-1	.000	0	4	4	3.0	3	1	1	0	2	26	17.6	
at UCF	12/6/08	*	36	5-14	.357	3-7	.429	2-3	.667	0	1	1	2.7	1	1	7	0	1	15	17.2	
NIAGARA	12/14/08	*	31	7-12	.583	2-5	.400	4-6	.667	2	1	3	2.7	1	2	2	0	0	20	17.6	
Totals			7	251	45-98	.459	24-53	.453	9-20	.450	4	15	19	2.7	8	9	19	0	6	123	17.6

### Year-by-Year

Season	gp-gs	min/avg	Total		3-Point		F-Throws		Rebounds				Scoring							
			fg-fga	pct	fg-fga	pct	ft-fa	pct	off	def	tot	avg	pf	fo	ast	to	blk	stl	pts	avg
2006-07	22-14	509/23.1	52-124	.419	15-51	.294	35-60	.583	7	26	33	1.5	28	0	43	47	1	12	154	7.0
2007-08	30-29	884/29.5	113-265	.426	42-117	.359	53-66	.803	18	67	85	2.8	47	0	79	54	2	17	321	10.7
2008-09	7-7	251/35.9	45-98	.459	24-53	.453	9-20	.450	4	15	19	2.7	8	0	9	19	0	6	123	17.6
TOTAL	59-50	1644/27.9	210-487	.431	81-221	.367	97-146	.664	29	108	137	2.3	83	0	131	120	3	35	598	10.1

# 2008-09 USF BULLS



Artis  
**WILLIAMS**

32 | Forward | 6-9 | 235 | Senior

Columbia, Md. | Georgetown Prep / Valparaiso

**2008-09:** Has appeared in all seven games, starting five... Matched his career high in two straight games with 11 points 11/29 vs. Northeastern and also pulled down seven rebounds... Had career high 11 points vs. High Point, besting the nine he had 12/9/06 at East Carolina... Also added six rebounds and a career high three blocks vs. HPU in his best all-around game as a Bull... Came off the bench in the 11/14 SMU opener and contributed six points, five rebounds and a block... Had seven points and a team-high six rebounds 12/3 at UAB... Had nine points and a game and season-high eight rebounds 12/6 at UCF.

## Season & Career Highs

### Points

Season 11 (2), last vs. Northeastern (11/29/08)  
Career 11 (2), last vs. Northeastern (11/29/08)

### Rebounds

Season 8, at UCF (12/6/08)  
Career 10, at E. Carolina (12/9/06)

### Assists

Season 1 (2), last vs. Northeastern (11/29/08)  
Career 2 (3), last at E. Carolina (12/9/06)

### Steals

Season 2, at UAB (12/03/08)  
Career 2, at UAB (12/03/08)

### Blocked Shots

Season 3, vs. High Point (11/25/08)  
Career 3, vs. High Point (11/25/08)

### Field Goals

Season 5 (2), last vs. Northeastern (11/29/08)  
Career 5 (2), last vs. Northeastern (11/29/08)

### Field Goal Attempts

Season 9, at UCF (12/6/08)  
Career 9 (2), last at UCF (12/6/08)

### Free Throws

Season 2, vs. SMU (11/14/08)  
Career 4, at WSSU (12/7/06)

### Free Throw Attempts

Season 4, at UAB (12/03/08)  
Career 6 (2) last at E. Carolina (12/9/06)

### 3-Point Field Goals

Season --  
Career 1 (4), last vs. Longwood (12/31/04)\*

### 3-Point Field Goal Attempts

Season --  
Career 2, at Arizona St. (12/29/04)\*

\* At Valparaiso

## 2008-09 Game-by-Game

Opponent	Date	gs	min	Total		3-Pointers		Free throws		Rebounds				pf	a	t/o	blk	stl	pts	avg	
				fg-fga	pct	3fg-fga	pct	ft-fta	pct	off	def	tot	avg								
SMU	11/14/08		22	2-2	1.000	0-0	.000	2-2	1.000	2	3	5	5.0	0	0	1	1	0	6	6.0	
at Virginia	11/19/08	*	20	0-1	.000	0-0	.000	0-0	.000	1	3	4	4.5	3	0	1	1	0	0	3.0	
HIGH POINT	11/25/08	*	27	5-8	.625	0-0	.000	1-2	.500	4	2	6	5.0	0	1	1	3	1	11	5.7	
NORTHEASTERN	11/29/08	*	35	5-7	.714	0-0	.000	1-2	.500	2	5	7	5.5	1	1	0	1	0	11	7.0	
at UAB	12/03/08	*	40	3-6	.500	0-0	.000	1-4	.250	0	6	6	5.6	3	0	0	0	2	7	7.0	
at UCF	12/6/08	*	37	4-9	.444	0-0	.000	1-1	1.000	4	4	8	6.0	3	0	1	1	1	9	7.3	
NIAGARA	12/14/08		5	0-0	.000	0-0	.000	0-2	.000	1	2	3	5.6	1	0	1	0	0	0	6.3	
Totals			5	186	19-33	.576	0-0	.000	6-13	.462	14	25	39	5.6	11	2	5	7	4	44	6.3

## Year-by-Year

Season	gp-gs	min/avg	Total		3-Point		F-Throws		Rebounds				Scoring							
			fg-fga	pct	fg-fga	pct	ft-fta	pct	off	def	tot	avg	pf	fo	ast	to	blk	stl	pts	avg
2006-07	10-2	176/17.6	12-35	.343	0-0	.000	11-24	.458	23	29	52	5.2	21	0	6	13	5	0	35	3.5
2007-08	18-0	76/4.2	4-14	.286	0-0	.000	3-10	.300	7	11	18	1.0	19	0	0	3	2	2	11	0.6
2008-09	7-5	186/26.6	19-33	.576	0-0	.000	6-13	.462	14	25	39	5.6	11	0	2	5	7	4	44	6.3
TOTAL	35-7	438/12.5	35-82	.427	0-0	.000	20-47	.426	44	65	109	3.1	51	0	8	21	14	6	90	2.6

## 2008-09 USF BULLS



**Chris HOWARD**

3 | Guard | 6-3 | 200 | Junior

Lorton, Va. | Friendly (Md.) HS

### Season & Career Highs

#### Points

Season 14, vs. High Point (11/25/08)  
Career 19, at Syracuse (1/5/08)

#### Rebounds

Season 6, vs. Niagara (12/14/08)  
Career 8, vs. FSU (11/18/07)

#### Assists

Season 7 (2), last at UAB (12/03/08)  
Career 11, vs. FAU (11/17/07)

#### Steals

Season 3, at UAB (12/03/08)  
Career 4, at Villanova (3/5/08)

#### Blocked Shots

Season 1 (2), last vs. Niagara (12/14/08)  
Career 1 (7), vs. High Point (11/25/08)

#### Field Goals

Season 5, at Virginia (11/19/08)  
Career 8, at Syracuse (1/5/08)

#### Field Goal Attempts

Season 9, at Virginia (11/19/08)  
Career 12, at Seton Hall (1/17/08)

#### Free Throws

Season 5, vs. High Point (11/25/08)  
Career 9, at Providence (1/12/08)

#### Free Throw Attempts

Season 7, at UCF (12/6/08)  
Career 11, at Providence (1/12/08)

#### 3-Point Field Goals

Season 1 (4), last at UAB (12/03/08)  
Career 2 (3), last at Seton Hall (1/17/08)

#### 3-Point Field Goal Attempts

Season 4 (2), last at UAB (12/03/08)  
Career 4 (5), last at UAB (12/03/08)

**2008-09:** Has started all seven games this season... Dished out a game-high seven assists in 11/29 win over Northeastern... Also harrassed NU's Matt Janning into 1-11 shooting, holding him to three points and 17 below his season average... Led USF with 14 points 11/25 vs. High Point and added four assists... Had 12 points, three assists and two rebounds 11/19 at Virginia... In 11/14 season opener vs. SMU and had four points, two assists, two steals and a rebound... Tallied 11 points, five rebounds and a game-high seven assists 12/3 at UAB... Tied for a team-high with six rebounds 12/14 vs. Niagara.

### 2008-09 Game-by-Game

Opponent	Date	gs	min	Total		3-Pointers		Free throws		Rebounds									pts	avg	
				fg-fga	pct	3fg-fga	pct	ft-fta	pct	off	def	tot	avg	pf	a	t/o	blk	stl			
SMU	11/14/08	*	33	1-8	.125	0-4	.000	2-2	1.000	1	0	1	1.0	2	2	1	0	2	4	4.0	
at Virginia	11/19/08	*	28	5-9	.556	1-2	.500	1-2	.500	0	2	2	1.5	5	3	5	0	0	12	8.0	
HIGH POINT	11/25/08	*	35	4-6	.667	1-2	.500	5-6	.833	0	3	3	2.0	2	4	5	1	1	14	10.0	
NORTHEASTERN	11/29/08	*	35	1-4	.250	1-2	.500	3-6	.500	0	4	4	2.5	1	7	2	0	1	6	9.0	
at UAB	12/03/08	*	43	3-8	.375	1-4	.250	4-6	.667	3	2	5	3.0	1	7	4	0	3	11	9.4	
at UCF	12/6/08	*	38	1-6	.167	0-0	.000	4-7	.571	1	1	2	2.8	3	2	4	0	2	6	8.8	
NIAGARA	12/14/08	*	33	0-3	.000	0-0	.000	3-4	.750	2	4	6	3.3	2	2	0	1	0	3	8.0	
<b>Totals</b>			7	245	15-44	.341	4-14	.286	22-33	.667	7	16	23	3.3	16	27	21	2	9	56	8.0

### Year-by-Year

Season	gp-gs	min/avg	Total		3-Point		F-Throws		Rebounds				Scoring							
			fg-fga	pct	fg-fga	pct	ft-fta	pct	off	def	tot	avg	pf	fo	ast	to	blk	stl	pts	avg
2006-07	14-13	435/31.1	27-80	.338	2-13	.154	23-38	.605	9	33	42	3.0	34	1	82	51	1	15	79	5.6
2007-08	31-30	994/32.1	88-214	.411	15-54	.278	70-105	.667	32	88	120	3.9	67	0	150	83	5	29	261	8.4
2008-09	7-7	245/35.0	15-44	.341	4-14	.286	22-33	.667	7	16	23	3.3	16	1	27	21	2	9	56	8.0
<b>TOTAL</b>	<b>52-50</b>	<b>1674/32.2</b>	<b>130-338</b>	<b>.385</b>	<b>21-81</b>	<b>.259</b>	<b>115-176</b>	<b>.653</b>	<b>48</b>	<b>137</b>	<b>185</b>	<b>3.6</b>	<b>117</b>	<b>2</b>	<b>259</b>	<b>155</b>	<b>8</b>	<b>53</b>	<b>396</b>	<b>7.6</b>

## 2008-09 USF BULLS



Mike  
**MERCER**

2 | Guard | 6-4 | 195 | Junior

Snellville, Ga. | South Gwinnett HS / Georgia

**2008-09:** Mid-year transfer last year from Georgia who became eligible at the conclusion of first semester finals... Missed the first six games of the season, starting his first game Dec. 14 vs. Niagara... Tallied 12 points in 12/14 debut vs. Niagara and also had three steals.

### Season & Career Highs\*

#### Points

Season	26, vs. S.C. State (11/21/06)
Career	26, vs. S.C. State (11/21/06)

#### Rebounds

Season	8 (2), last vs. Florida (3/9/07)
Career	8 (2), last vs. Florida (3/9/07)

#### Assists

Season	11, vs. Jacksonville (12/19/06)
Career	11, vs. Jacksonville (12/19/06)

#### Steals

Season	6, vs. Southern (11/10/06)
Career	6, vs. Southern (11/10/06)

#### Blocked Shots

Season	1 (7), last at Florida (1/06/07)
Career	1 (7), last at Florida (1/06/07)

#### Field Goals

Season	10, vs. Southern (11/10/06)
Career	10, vs. Southern (11/10/06)

#### Field Goal Attempts

Season	22, vs. Gonzaga (12/16/06)
Career	22, vs. Gonzaga (12/16/06)

#### Free Throws

Season	9, at Georgia Tech (12/22/06)
Career	9, at Georgia Tech (12/22/06)

#### Free Throw Attempts

Season	10, at Georgia Tech (12/22/06)
Career	10, at Georgia Tech (12/22/06)

#### 3-Point Field Goals

Season	5, vs. S.C. State (11/21/06)
Career	5, vs. S.C. State (11/21/06)

#### 3-Point Field Goal Attempts

Season	9, at Tennessee (1/11/06)
Career	9, at Tennessee (1/11/06)

\* All at University of Georgia

### 2008-09 Game-by-Game

Opponent	Date	gs	min	Total		3-Pointers		Free throws		Rebounds				pf	a	t/o	blk	stl	pts	avg
				fg-fga	pct	3fg-fga	pct	ft-fta	pct	off	def	tot	avg							
NIAGARA	12/14/08	*	39	6-16	.375	0-3	.000	0-1	.000	2	0	2	2.0	1	0	3	0	3	12	12.0
Totals		1	39	6-16	.375	0-3	.000	0-1	.000	2	0	2	2.0	1	0	3	0	3	12	12.0

# 2008-09 USF BULLS



**Dominique**  
**JONES**

20 | Guard | 6-4 | 210 | Sophomore

Lake Wales, Fla. | Lake Wales HS

## Season & Career Highs

<b>Points</b>	
Season	31, at UCF (12/6/08)
Career	31 (2), last at UCF (12/6/08)
<b>Rebounds</b>	
Season	7, at UCF (12/6/08)
Career	14, at Richmond (12/5/07)
<b>Assists</b>	
Season	6, vs. SMU (11/14/08)
Career	7, vs. WSSU (12/29/07)
<b>Steals</b>	
Season	3, vs. High Point (11/25/08)
Career	4 (3), last at Wake (12/19/07)
<b>Blocked Shots</b>	
Season	1, at Virginia (11/19/08)
Career	2 (2), last vs. Syracuse (2/13/08)
<b>Field Goals</b>	
Season	11, at UCF (12/6/08)
Career	11, at UCF (12/6/08)
<b>Field Goal Attempts</b>	
Season	23, at Virginia (11/19/08)
Career	24, vs. Notre Dame (3/8/08)
<b>Free Throws</b>	
Season	8, vs. Northeastern (11/29/08)
Career	12, vs. Syracuse (2/13/08)
<b>Free Throw Attempts</b>	
Season	11, at UCF (12/6/08)
Career	15, vs. St. John's (2/2/08)
<b>3-Point Field Goals</b>	
Season	2, at UCF (12/6/08)
Career	5, vs. Rutgers (1/2/08)
<b>3-Point Field Goal Attempts</b>	
Season	6, at UAB (12/03/08)
Career	11, at Villanova (3/5/08)

**2008-09:** Has started all seven games this season and all 38 of his career... Second on the team in scoring at 17.0 points per game... Tied his career high with 31 points on 12/6 at UCF, making a career high 11 field goals... Also added a season-high seven rebounds... Fourth career game with 30 or more points scored, which ranks tied for second on the USF all-time list... Other 31 point game came 2/26/08 vs. Seton Hall... Had a game-high 20 points 11/29 vs. Northeastern, and added six rebounds and four assists... Went for 20 or more points for the 12th time in his career... Had a game-high 23 points 11/19 at Virginia going 10-23 from the field... The 10 FGs matched his career high (12/1/07 vs. UCF)... Also had a game-high five assists and added five rebounds... Started 11/14 season opener vs. SMU and tallied 13 points, a game-high six assists, three rebounds and three steals while logging 37 minutes of action... The six assists were one shy of his career high set last year vs. Winston Salem State... Had nine points, six rebounds and four assists 11/25 vs. High Point... Had 15 points and five assists 12/3 at UAB, going over the 600 career point plateau... Had eight points, four rebounds and four assists 12/14 vs. Niagara.

## 2008-09 Game-by-Game

Opponent	Date	gs	min	Total		3-Pointers		Free throws		Rebounds				pf	a	t/o	blk	stl	pts	avg	
				fg-fga	pct	3fg-fga	pct	ft-fa	pct	off	def	tot	avg								
SMU	11/14/08	*	37	5-16	.313	1-5	.200	2-5	.400	1	2	3	3.0	1	6	2	0	3	13	13.0	
at Virginia	11/19/08	*	38	10-23	.435	0-4	.000	3-4	.750	3	2	5	4.0	2	5	3	1	1	23	18.0	
HIGH POINT	11/25/08	*	37	3-10	.300	0-2	.000	3-6	.500	3	3	6	4.7	2	4	2	0	1	9	15.0	
NORTHEASTERN	11/29/08	*	37	6-13	.462	0-4	.000	8-8	1.000	1	5	6	5.0	3	4	4	0	2	20	16.3	
at UAB	12/03/08	*	32	5-15	.333	1-6	.167	4-5	.800	2	1	3	4.6	5	5	4	0	1	15	16.0	
at UCF	12/6/08	*	35	11-17	.647	2-5	.400	7-11	.636	2	5	7	5.0	3	4	5	0	1	31	18.5	
NIAGARA	12/14/08	*	36	3-10	.300	0-3	.000	2-2	1.000	1	3	4	4.9	3	4	4	0	1	8	17.0	
Totals			7	252	43-104	.413	4-29	.138	29-41	.707	13	21	34	4.9	19	32	24	1	10	119	17.0

## Year-by-Year

Season	gp-gs	min/avg	Total		3-Point		F-Throws		Rebounds				Scoring							
			fg-fga	pct	fg-fga	pct	ft-fa	pct	off	def	tot	avg	pf	fo	ast	to	blk	stl	pts	avg
2007-08	31-31	1085/35.0	177-385	.460	54-153	.353	123-162	.759	44	99	143	4.6	73	3	86	70	8	47	531	17.1
2008-09	7-7	252/36.0	43-104	.413	4-29	.138	29-41	.707	13	21	34	4.9	19	1	32	24	1	10	119	17.0
TOTAL	38-38	1337/35.2	220-489	.450	58-182	.319	152-203	.749	57	120	177	4.7	92	4	118	94	9	57	650	17.1

# 2008-09 USF BULLS



**Baby**  
**BELARDO**

4 | Guard | 6-2 | 180 | Freshman

San Juan, Puerto Rico | Notre Dame Prep (Mass.)

## Season & Career Highs

<u>Points</u>	
Season	--
Career	--
<u>Rebounds</u>	
Season	--
Career	--
<u>Assists</u>	
Season	--
Career	--
<u>Steals</u>	
Season	--
Career	--
<u>Blocked Shots</u>	
Season	--
Career	--
<u>Field Goals</u>	
Season	--
Career	--
<u>Field Goal Attempts</u>	
Season	--
Career	--
<u>Free Throws</u>	
Season	--
Career	--
<u>Free Throw Attempts</u>	
Season	--
Career	--
<u>3-Point Field Goals</u>	
Season	--
Career	--
<u>3-Point Field Goal Attempts</u>	
Season	--
Career	--

**2008-09:** Made his USF debut in 11/14 season opener vs. SMU... Has appeared in three games this season.

## 2008-09 Game-by-Game and Career Stats

Opponent	Date	gs	min	Total		3-Pointers		Free throws		Rebounds				pf	a	t/o	blk	stl	pts	avg
				fg-fga	pct	3fg-fga	pct	ft-fta	pct	off	def	tot	avg							
SMU	11-14-08		1	0-0	.000	0-0	.000	0-0	.000	0	0	0	0.0	0	0	0	0	0	0	0.0
HIGH POINT	11-25-08		1	0-0	.000	0-0	.000	0-0	.000	0	0	0	0.0	0	0	0	0	0	0	0.0
NORTHEASTERN	11-29-08		1	0-0	.000	0-0	.000	0-0	.000	0	0	0	0.0	0	0	0	0	0	0	0.0
Totals			0	3	0-0	.000	0-0	.000	0-0	.000	0	0	0	0.0	0	0	0	0	0	0.0

## 2008-09 USF BULLS



**B.J.**  
**DANIELS**

5 | Guard | 6-1 | 212 | Freshman

Tallahassee, Fla. | Lincoln HS

### Season & Career Highs

#### Points

Season --

Career --

#### Rebounds

Season 1, vs. Niagara (12/14/08)

Career 1, vs. Niagara (12/14/08)

#### Assists

Season --

Career --

#### Steals

Season --

Career --

#### Blocked Shots

Season --

Career --

#### Field Goals

Season --

Career --

#### Field Goal Attempts

Season 1, vs. Niagara (12/14/08)

Career 1, vs. Niagara (12/14/08)

#### Free Throws

Season --

Career --

#### Free Throw Attempts

Season --

Career --

#### 3-Point Field Goals

Season --

Career --

#### 3-Point Field Goal Attempts

Season --

Career --

**2008-09:** Scholarship football quarterback who joined the basketball team on Dec. 5 and will remain with the team for the rest of the season... Did not travel to West Virginia for the final football game and will not travel to the bowl game... Made his basketball debut 12/14 vs. Niagara, playing four minutes and grabbing a rebound.

### 2008-09 Game-by-Game and Career Stats

Opponent	Date	gs	min	Total		3-Pointers		Free throws		Rebounds				pts	avg					
				fg-fga	pct	3fg-fga	pct	ft-fta	pct	off	def	tot	avg							
NIAGARA	12/14/08		4	0-1	.000	0-0	.000	0-0	.000	1	0	1	1.0	1	0	0	0	0	0	0.0
Totals		0	4	0-1	.000	0-0	.000	0-0	.000	1	0	1	1.0	1	0	0	0	0	0	0.0

## 2008-09 USF BULLS



Mitch

# EMORY

21 | Forward | 6-6 | 205 | Freshman

Cocoa Beach, Fla. | Cocoa Beach, Fla.

### Season & Career Highs

#### Points

Season --

Career --

#### Rebounds

Season 1, vs. High Point (11/25/08)

Career 1, vs. High Point (11/25/08)

#### Assists

Season --

Career --

#### Steals

Season --

Career --

#### Blocked Shots

Season 1, vs. High Point (11/25/08)

Career 1, vs. High Point (11/25/08)

#### Field Goals

Season --

Career --

#### Field Goal Attempts

Season --

Career --

#### Free Throws

Season --

Career --

#### Free Throw Attempts

Season 2, vs. High Point (11/25/08)

Career 2, vs. High Point (11/25/08)

#### 3-Point Field Goals

Season --

Career --

#### 3-Point Field Goal Attempts

Season --


Career --

**2008-09:** Preferred walk-on who has appeared in one game, 11/25 vs. High Point... Pulled down his first career rebound and had his first block vs. HPU.

### 2008-09 Game-by-Game and Career Stats

Opponent	Date	gs	min	Total		3-Pointers		Free throws		Rebounds				pf	a	t/o	blk	stl	pts	avg
				fg-fga	pct	3fg-fga	pct	ft-fta	pct	off	def	tot	avg							
HIGH POINT	11-25-08		1	0-0	.000	0-0	.000	0-2	.000	0	1	1	1.0	1	0	0	1	0	0	0.0
Totals		0	1	0-0	.000	0-0	.000	0-2	.000	0	1	1	1.0	1	0	0	1	0	0	0.0

## 2008-09 USF BULLS



Eladio

# ESPINOSA

1 | Forward | 6-7 | 220 | Freshman

Norlina, N.C. | Hargrave Military Adacemy (Va.)

**2008-09:** Has played in all seven games, starting two... True freshman who made his USF debut by starting the 11/14 season opener vs. SMU... Tallied four points and five rebounds in debut... Had six points, six rebounds, two assists and two blocked shots 11/19 at Virginia... Had nine points and career high 10 rebounds 11/25 vs. High Point.

### Season & Career Highs

#### Points

Season	9, vs. High Point (11/25/08)
Career	9, vs. High Point (11/25/08)

#### Rebounds

Season	10, vs. High Point (11/25/08)
Career	10, vs. High Point (11/25/08)

#### Assists

Season	2, at Virginia (11/19/08)
Career	2, at Virginia (11/19/08)

#### Steals

Season	1, at UCF (12/6/08)
Career	1, at UCF (12/6/08)

#### Blocked Shots

Season	2, at Virginia (11/19/08)
Career	2, at Virginia (11/19/08)

#### Field Goals

Season	3 (2), last vs. High Point (11/25/08)
Career	3 (2), last vs. High Point (11/25/08)

#### Field Goal Attempts

Season	7, vs. High Point (11/25/08)
Career	7, vs. High Point (11/25/08)

#### Free Throws

Season	3 (2), last at UAB (12/03/08)
Career	3 (2), last at UAB (12/03/08)

#### Free Throw Attempts

Season	4 (2), last at UAB (12/03/08)
Career	4 (2), last at UAB (12/03/08)

#### 3-Point Field Goals

Season	--
Career	--

#### 3-Point Field Goal Attempts

Season	1, vs. SMU (11/14/08)
Career	1, vs. SMU (11/14/08)

### 2008-09 Game-by-Game and Career Stats

Opponent	Date	gs	min	Total		3-Pointers		Free throws		Rebounds				pf	a	t/o	blk	stl	pts	avg	
				fg-fga	pct	3fg-fga	pct	ft-fta	pct	off	def	tot	avg								
SMU	11/14/08	*	17	1-4	.250	0-1	.000	2-4	.500	2	3	5	5.0	3	1	1	0	0	4	4.0	
at Virginia	11/19/08		20	3-4	.750	0-0	.000	0-0	.000	2	4	6	5.5	3	2	1	2	0	6	5.0	
HIGH POINT	11/25/08	*	34	3-7	.429	0-0	.000	3-4	.750	4	6	10	7.0	3	0	2	1	0	9	6.3	
NORTHEASTERN	11/29/08		5	0-0	.000	0-0	.000	0-0	.000	0	2	2	5.8	2	0	1	0	0	0	4.8	
at UAB	12/03/08		10	1-1	1.000	0-0	.000	3-4	.750	1	2	3	5.2	1	1	0	1	0	5	4.8	
at UCF	12/6/08		8	0-0	.000	0-0	.000	0-2	.000	0	3	3	4.8	1	0	1	0	1	0	4.0	
NIAGARA	12/14/08		5	1-2	.500	0-0	.000	0-0	.000	1	0	1	4.3	1	0	1	0	0	2	3.7	
Totals			2	99	9-18	.500	0-1	.000	8-14	.571	10	20	30	4.3	14	4	7	4	1	26	3.7

## 2008-09 USF BULLS



Augustus

# GILCHRIST

24 | Forward/Center | 6-10 | 235 | Freshman

Clinton, Md. | Progressive Christian Adacemy

**2008-09:** Summer transfer from Maryland who became eligible at the end of the first semester... First game available was Dec. 14 vs. Niagara... Started in his 12/14 USF and collegiate debut vs. Niagara, scoring eight points and grabbing six rebounds... His six rebounds tied for team-high.

### Season & Career Highs

#### Points

Season	8, vs. Niagara (12/14/08)
Career	8, vs. Niagara (12/14/08)

#### Rebounds

Season	6, vs. Niagara (12/14/08)
Career	6, vs. Niagara (12/14/08)

#### Assists

Season	1, vs. Niagara (12/14/08)
Career	1, vs. Niagara (12/14/08)

#### Steals

Season	1, vs. Niagara (12/14/08)
Career	1, vs. Niagara (12/14/08)

#### Blocked Shots

Season	--
Career	--

#### Field Goals

Season	3, vs. Niagara (12/14/08)
Career	3, vs. Niagara (12/14/08)

#### Field Goal Attempts

Season	9, vs. Niagara (12/14/08)
Career	9, vs. Niagara (12/14/08)

#### Free Throws

Season	2, vs. Niagara (12/14/08)
Career	2, vs. Niagara (12/14/08)

#### Free Throw Attempts

Season	4, vs. Niagara (12/14/08)
Career	4, vs. Niagara (12/14/08)

#### 3-Point Field Goals

Season	--
Career	--

#### 3-Point Field Goal Attempts

Season	--
Career	--

### 2008-09 Game-by-Game and Career Stats

Opponent	Date	gs	min	Total		3-Pointers		Free throws		Rebounds				pf	a	t/o	blk	stl	pts	avg
				fg-fga	pct	3fg-fga	pct	ft-fta	pct	off	def	tot	avg							
NIAGARA	12/14/08	*	26	3-9	.333	0-0	.000	2-4	.500	1	5	6	6.0	3	1	5	0	1	8	8.0
Totals			26	3-9	.333	0-0	.000	2-4	.500	1	5	6	6.0	3	1	5	0	1	8	8.0

## 2008-09 USF BULLS



Ryan  
**KARDOK**

15 | Guard | 6-3 | 188 | Junior

Parkland, Fla. | Stoneman Douglas HS/Broward CC

### Season & Career Highs

#### Points

Season --

Career --

#### Rebounds

Season 1, vs. High Point (11/25/08)

Career 1, vs. High Point (11/25/08)

#### Assists

Season --

Career --

#### Steals

Season --

Career --

#### Blocked Shots

Season --

Career --

#### Field Goals

Season --

Career --

#### Field Goal Attempts

Season 1, vs. High Point (11/25/08)

Career 1, vs. High Point (11/25/08)

#### Free Throws

Season --

Career --

#### Free Throw Attempts

Season --

Career --

#### 3-Point Field Goals

Season --

Career --

#### 3-Point Field Goal Attempts

Season 1, vs. High Point (11/25/08)

Career 1, vs. High Point (11/25/08)

**2008-09:** Walk-on who joined the team just before the start of the season... Spent the past two years at Broward CC after playing at Stoneman Douglas High School... Has appeared in two games, making his debut 11/25 vs. High Point... Had his first career rebound vs. High Point.

### 2008-09 Game-by-Game and Career Stats

Opponent	Date	gs	min	Total		3-Pointers		Free throws		Rebounds				pf	a	t/o	blk	stl	pts	avg
				fg-fga	pct	3fg-fga	pct	ft-fa	pct	off	def	tot	avg							
HIGH POINT	11-25-08		7	0-1	.000	0-1	.000	0-0	.000	0	1	1	1.0	0	0	0	0	0	0	0.0
at UAB	12/03/08		1	0-0	.000	0-0	.000	0-0	.000	0	0	0	0.5	0	0	0	0	0	0	0.0
Totals		0	8	0-1	.000	0-1	.000	0-0	.000	0	1	1	0.5	0	0	0	0	0	0	0.0

# 2008-09 USF BULLS



Justin  
**LEEMOW**

10 | Guard | 6-1 | 175 | Freshman

Brooklyn, N.Y. | Mt. Zion Christian Academy (N.C.)

## Season & Career Highs

### Points

Season 9, at UAB (12/03/08)  
Career 9, at UAB (12/03/08)

### Rebounds

Season 3, at UAB (12/03/08)  
Career 3, at UAB (12/03/08)

### Assists

Season 2 (2), last vs. Niagara (12/14/08)  
Career 2 (2), last vs. Niagara (12/14/08)

### Steals

Season 1 (3), last at UAB (12/03/08)  
Career 1 (3), last at UAB (12/03/08)

### Blocked Shots

Season --  
Career --

### Field Goals

Season 3, at UAB (12/03/08)  
Career 3, at UAB (12/03/08)

### Field Goal Attempts

Season 4, at UAB (12/03/08)  
Career 4, at UAB (12/03/08)

### Free Throws

Season --  
Career --

### Free Throw Attempts

Season --  
Career --

### 3-Point Field Goals

Season 3, at UAB (12/03/08)  
Career 3, at UAB (12/03/08)

### 3-Point Field Goal Attempts

Season 3, at UAB (12/03/08)  
Career 3, at UAB (12/03/08)

**2008-09:** Has appeared in all seven games this season... Made his USF debut in 11/14 season opener vs. SMU, playing 14 minutes off the bench... Had three points, two rebounds and an assist... Tallied two assists 11/19 at Virginia... Notched a career high nine points 12/3 at UAB, connecting on a career high three 3-pointers... Also pulled down a career high three rebounds.

## 2008-09 Game-by-Game and Career Stats

Opponent	Date	gs	min	Total		3-Pointers		Free throws		Rebounds				pf	a	t/o	blk	stl	pts	avg
				fg-fga	pct	3fg-fga	pct	ft-fa	pct	off	def	tot	avg							
SMU	11/14/08		14	1-2	.500	1-2	.500	0-0	.000	0	2	2	2.0	1	1	2	0	0	3	3.0
at Virginia	11/19/08		17	0-2	.000	0-2	.000	0-0	.000	0	1	1	1.5	2	2	0	0	0	0	1.5
HIGH POINT	11/25/08		6	0-1	.000	0-1	.000	0-0	.000	0	1	1	1.3	0	1	1	0	1	0	1.0
NORTHEASTERN	11/29/08		13	0-1	.000	0-0	.000	0-0	.000	0	1	1	1.3	2	1	0	0	1	0	0.8
at UAB	12/03/08		19	3-4	.750	3-3	1.000	0-0	.000	0	3	3	1.6	3	1	1	0	1	9	2.4
at UCF	12/6/08		12	0-3	.000	0-2	.000	0-0	.000	0	2	2	1.7	2	0	0	0	0	0	2.0
NIAGARA	12/14/08		7	0-2	.000	0-2	.000	0-0	.000	0	0	0	1.4	0	2	0	0	0	0	1.7
Totals		0	88	4-15	.267	4-12	.333	0-0	.000	0	10	10	1.4	10	8	4	0	3	12	1.7

# 2008-09 USF BULLS



Alex  
**RIVAS**

11 | Center | 6-10 | 230 | Junior

Santiago, Dominican Republic | Laurinburg Prep (N.C.) / Pratt CC (Kan.)

**2008-09:** Has appeared in all seven games this season, starting three... Made his first career start 11/29 vs. Northeastern... Made his USF debut in 11/14 season opener vs. SMU, playing 15 minutes off the bench... Was very productive in his limited minutes, scoring eight points on 4-6 shooting and grabbing six rebounds... Just missed a double-double with 10 points and nine rebounds 11/19 at Virginia... Was 4-7 from the field... Is still not 100 percent after off-season surgery in May to place rods in both tibias... Sprained his right ankle at Virginia and was not expected to play vs. High Point but was pressed into action and had four points and two rebounds in just three minutes of action... Had six points and six rebounds 11/29 vs. Northeastern... Pulled down seven rebounds 12/6 at UCF.

## Season & Career Highs

### Points

Season 10, at Virginia (11/19/08)  
Career 10, at Virginia (11/19/08)

### Rebounds

Season 9, at Virginia (11/19/08)  
Career 9, at Virginia (11/19/08)

### Assists

Season --  
Career --

### Steals

Season 2, vs. Northeastern (11/29/08)  
Career 2, vs. Northeastern (11/29/08)

### Blocked Shots

Season 3, at UCF (12/6/08)  
Career 3, at UCF (12/6/08)

### Field Goals

Season 4 (2), at Virginia (11/19/08)  
Career 4 (2), at Virginia (11/19/08)

### Field Goal Attempts

Season 7 (2), at Virginia (11/19/08)  
Career 7 (2), at Virginia (11/19/08)

### Free Throws

Season 2 (2), last vs. Northeastern (11/29/08)  
Career 2 (2), last vs. Northeastern (11/29/08)

### Free Throw Attempts

Season 3, vs. Northeastern (11/29/08)  
Career 3, vs. Northeastern (11/29/08)

### 3-Point Field Goals

Season --  
Career --

### 3-Point Field Goal Attempts

Season --  
Career --

## 2008-09 Game-by-Game and Career Stats

Opponent	Date	gs	min	Total		3-Pointers		Free throws		Rebounds				pts	avg		
				fg-fga	pct	3fg-fga	pct	ft-fa	pct	off	def	tot	avg				
SMU	11/14/08		15	4-6	.667	0-0	.000	0-0	.000	4	2	6	6.0	4	8	8.0	
at Virginia	11/19/08		31	4-7	.571	0-0	.000	2-2	1.000	2	7	9	7.5	3	10	9.0	
HIGH POINT	11/25/08		3	2-2	1.000	0-0	.000	0-1	.000	2	0	2	5.7	0	4	7.3	
NORTHEASTERN	11/29/08	*	25	2-6	.333	0-0	.000	2-3	.667	3	3	6	5.8	3	6	7.0	
at UAB	12/03/08	*	16	0-3	.000	0-0	.000	0-0	.000	0	4	4	5.4	1	0	5.6	
at UCF	12/6/08	*	23	0-1	.000	0-0	.000	0-0	.000	0	7	7	5.7	3	0	4.7	
NIAGARA	12/14/08		6	0-0	.000	0-0	.000	0-2	.000	0	1	1	5.0	1	0	4.0	
Totals			3	119	12-25	.480	0-0	.000	4-8	.500	11	24	35	5.0	15	28	4.0

**USF 2008-09 Men's Basketball**  
**USF Season Schedule/Results & Leaders (as of Dec 14, 2008)**  
**All games**

<b>RECORD:</b>	<b>OVERALL</b>	<b>HOME</b>	<b>AWAY</b>	<b>NEUTRAL</b>
ALL GAMES	3-4	3-1	0-3	0-0
CONFERENCE	0-0	0-0	0-0	0-0
NON-CONFERENCE	3-4	3-1	0-3	0-0

<b>Date</b>	<b>Opponent</b>	<b>Score</b>	<b>Att.</b>	<b>High Points</b>	<b>High Rebounds</b>
11/14/08	SMU	W 60-46	3523	(18)VERDEJO, Jesus	(11)AJAYI, Mobolaji
11/19/08	at Virginia	75-77 L	8810	(23)JONES, Dominique	(9)RIVAS, Alex
11/25/08	HIGH POINT	W 59-46	2529	(14)HOWARD, Chris	(10)ESPINOSA, Eladio
11/29/08	NORTHEASTERN	W 55-37	2818	(20)JONES, Dominique	(7)WILLIAMS, Aris
12/03/08	at UAB	77-78 LOT	6359	(26)VERDEJO, Jesus	(6)WILLIAMS, Aris
12/6/08	at UCF	63-71 L	6695	(31)JONES, Dominique	(8)WILLIAMS, Aris
12/14/08	NIAGARA	55-70 L		(20)VERDEJO, Jesus	(6)HOWARD, Chris
					(6)GILCHRIST, Augustus
					(6)AJAYI, Mobolaji

\* = BIG EAST Conference game

[1] = BIG EAST/SEC Challenge (Sommet Center-Nashville, Tenn.)

[2] = San Juan Shootout (Marion Morales Coliseum-Guaynoba, Puerto Rico)

<b>Attendance Summary</b>	<b>Games</b>	<b>Attend</b>	<b>Avg/Game</b>
Home	4	8870	2218
Away	3	21864	7288
Neutral	0	0	0
Total	7	30734	4391

**USF 2008-09 Men's Basketball**  
**USF Overall Team Statistics (as of Dec 14, 2008)**  
**All games**

<b>TEAM STATISTICS</b>	<b>USF</b>	<b>OPP</b>
<b>SCORING</b>	444	425
Points per game	63.4	60.7
Scoring margin	+2.7	-
<b>FIELD GOALS-ATT</b>	163-386	148-394
Field goal pct	.422	.376
<b>3 POINT FG-ATT</b>	36-113	34-122
3-point FG pct	.319	.279
3-pt FG made per game	5.1	4.9
<b>FREE THROWS-ATT</b>	82-144	95-147
Free throw pct	.569	.646
F-Throws made per game	11.7	13.6
<b>REBOUNDS</b>	263	266
Rebounds per game	37.6	38.0
Rebounding margin	-0.4	-
<b>ASSISTS</b>	87	64
Assists per game	12.4	9.1
<b>TURNOVERS</b>	101	95
Turnovers per game	14.4	13.6
Turnover margin	-0.9	-
Assist/turnover ratio	0.9	0.7
<b>STEALS</b>	43	53
Steals per game	6.1	7.6
<b>BLOCKS</b>	22	19
Blocks per game	3.1	2.7
<b>WINNING STREAK</b>	0	-
Home win streak	0	-
<b>ATTENDANCE</b>	11447	21864
Home games-Avg/Game	4-2862	3-7288
Neutral site-Avg/Game	-	0-0

<b>Score by Periods</b>	<b>1st</b>	<b>2nd</b>	<b>OT</b>	<b>Totals</b>
USF	207	232	5	444
Opponents	184	235	6	425

**USF 2008-09 Men's Basketball**  
**USF Team Game-by-Game Comparison (as of Dec 14, 2008)**  
**All games**

Opponent	1st	2nd	Score	Mar	Total FG	FG Pct	3-Pointers	3FG Pct	Free Throws	FT Pct	Rebounds	Assist	T/Over	Block	Steal	Fouls
SMU	32/23	28/23	60-46	+14	22-61/13-47	.361/.277	6-21/5-15	.286/.333	10-19/15-21	.526/.714	43/39 +4	12/7	10/16	2/2	7/4	18/17
Virginia	34/34	41/43	75-77	(2)	32-65/27-67	.492/.403	5-15/5-19	.333/.263	6-12/18-28	.500/.643	39/39 -	13/10	14/10	4/3	2/8	19/15
HIGH POINT	24/28	35/18	59-46	+13	20-49/18-52	.408/.346	4-16/7-24	.250/.292	15-25/3-4	.600/.750	34/36 (2)	13/11	12/19	6/5	5/6	10/21
NORTHEASTERN	22/11	33/26	55-37	+18	19-41/13-54	.463/.241	3-9/1-9	.333/.111	14-21/10-17	.667/.588	36/34 +2	14/4	15/12	3/0	7/7	15/19
UAB	38/30	34/42	77-78	(1)	27-61/26-56	.443/.464	11-25/6-19	.440/.316	12-20/20-31	.600/.645	33/43 (10)	16/7	12/13	1/1	10/6	22/18
UCF	28/26	35/45	63-71	(8)	22-53/25-56	.415/.446	5-14/5-15	.357/.333	14-26/16-23	.538/.696	39/30 +9	7/13	21/11	4/5	7/11	20/20
NIAGARA	29/32	26/38	55-70	(15)	21-56/26-62	.375/.419	2-13/5-21	.154/.238	11-21/13-23	.524/.565	39/45 (6)	12/12	17/14	2/3	5/11	15/19

Note: Game totals are displayed in the format TEAM/OPPONENT for each category

**USF 2008-09 Men's Basketball**  
**USF Season/Career Statistics (as of Dec 14, 2008)**  
**All games**

SEASON STATISTICS

CAREER STATISTICS

SUMMARY	gp-gs	min/g	fg%	3fg%	ft%	r/g	a/g	stl	blk	pts/g	gp-gs	min/g	fg%	3fg%	ft%	r/g	a/g	stl	blk	pts/g
VERDEJO, Jesus	7-7	35.9	.459	.453	.450	2.7	1.3	6	0	17.6	59-50	27.9	.431	.367	.664	2.3	2.2	35	3	10.1
JONES, Dominique	7-7	36.0	.413	.138	.707	4.9	4.6	10	1	17.0	38-38	35.2	.450	.319	.749	4.7	3.1	57	9	17.1
MERCER, Mike	1-1	39.0	.375	.000	.000	2.0	0.0	3	0	12.0	1-1	39.0	.375	.000	.000	2.0	0.0	3	0	12.0
HOWARD, Chris	7-7	35.0	.341	.286	.667	3.3	3.9	9	2	8.0	52-50	32.2	.385	.259	.653	3.6	5.0	53	8	7.6
GILCHRIST, Augustus	1-1	26.0	.333	.000	.500	6.0	1.0	1	0	8.0	1-1	26.0	.333	.000	.500	6.0	1.0	1	0	8.0
WILLIAMS, Aris	7-5	26.6	.576	.000	.462	5.6	0.3	4	7	6.3	35-7	12.5	.427	.000	.426	3.1	0.2	6	14	2.6
RIVAS, Alex	7-3	17.0	.480	.000	.500	5.0	0.0	5	5	4.0	7-3	17.0	.480	.000	.500	5.0	0.0	5	5	4.0
ESPINOSA, Eladio	7-2	14.1	.500	.000	.571	4.3	0.6	1	4	3.7	7-2	14.1	.500	.000	.571	4.3	0.6	1	4	3.7
AJAYI, Mobolaji	7-2	14.9	.318	.000	.250	3.9	0.6	1	2	2.3	36-15	13.6	.424	.000	.407	3.8	0.2	10	18	2.6
LEEMOW, Justin	7-0	12.6	.267	.333	.000	1.4	1.1	3	0	1.7	7-0	12.6	.267	.333	.000	1.4	1.1	3	0	1.7
BELARDO, Gaby	3-0	1.0	.000	.000	.000	0.0	0.0	0	0	0.0	3-0	1.0	.000	.000	.000	0.0	0.0	0	0	0.0
DANIELS, B.J.	1-0	4.0	.000	.000	.000	1.0	0.0	0	0	0.0	1-0	4.0	.000	.000	.000	1.0	0.0	0	0	0.0
KARDOK, Ryan	2-0	4.0	.000	.000	.000	0.5	0.0	0	0	0.0	2-0	4.0	.000	.000	.000	0.5	0.0	0	0	0.0
EMORY, Mitch	1-0	1.0	.000	.000	.000	1.0	0.0	0	1	0.0	1-0	1.0	.000	.000	.000	1.0	0.0	0	1	0.0

SCORING	fg-fga	fg%	3fg-fga	3fg%	ft-fta	ft%	pts	pts/g	fg-fga	fg%	3fg-fga	3fg%	ft-fta	ft%	pts	pts/g
VERDEJO, Jesus	45-98	.459	24-53	.453	9-20	.450	123	17.6	210-487	.431	81-221	.367	97-146	.664	598	10.1
JONES, Dominique	43-104	.413	4-29	.138	29-41	.707	119	17.0	220-489	.450	58-182	.319	152-203	.749	650	17.1
MERCER, Mike	6-16	.375	0-3	.000	0-1	.000	12	12.0	6-16	.375	0-3	.000	0-1	.000	12	12.0
HOWARD, Chris	15-44	.341	4-14	.286	22-33	.667	56	8.0	130-338	.385	21-81	.259	115-176	.653	396	7.6
GILCHRIST, Augustus	3-9	.333	0-0	.000	2-4	.500	8	8.0	3-9	.333	0-0	.000	2-4	.500	8	8.0
WILLIAMS, Aris	19-33	.576	0-0	.000	6-13	.462	44	6.3	35-82	.427	0-0	.000	20-47	.426	90	2.6
RIVAS, Alex	12-25	.480	0-0	.000	4-8	.500	28	4.0	12-25	.480	0-0	.000	4-8	.500	28	4.0
ESPINOSA, Eladio	9-18	.500	0-1	.000	8-14	.571	26	3.7	9-18	.500	0-1	.000	8-14	.571	26	3.7
AJAYI, Mobolaji	7-22	.318	0-0	.000	2-8	.250	16	2.3	42-99	.424	0-0	.000	11-27	.407	95	2.6
LEEMOW, Justin	4-15	.267	4-12	.333	0-0	.000	12	1.7	4-15	.267	4-12	.333	0-0	.000	12	1.7
BELARDO, Gaby	0-0	.000	0-0	.000	0-0	.000	0	0.0	0-0	.000	0-0	.000	0-0	.000	0	0.0
DANIELS, B.J.	0-1	.000	0-0	.000	0-0	.000	0	0.0	0-1	.000	0-0	.000	0-0	.000	0	0.0
KARDOK, Ryan	0-1	.000	0-1	.000	0-0	.000	0	0.0	0-1	.000	0-1	.000	0-0	.000	0	0.0
EMORY, Mitch	0-0	.000	0-0	.000	0-2	.000	0	0.0	0-0	.000	0-0	.000	0-2	.000	0	0.0

TOTALS	o-reb	d-reb	t-reb	pf	fo	ast	to	a/to	o-reb	d-reb	t-reb	pf	fo	ast	to	a/to
VERDEJO, Jesus	4	15	19	8	0	9	19	0.5	29	108	137	83	0	131	120	1.1
JONES, Dominique	13	21	34	19	1	32	24	1.3	57	120	177	92	4	118	94	1.3
MERCER, Mike	2	0	2	1	0	0	3	0.0	2	0	2	1	0	0	3	0.0
HOWARD, Chris	7	16	23	16	1	27	21	1.3	48	137	185	117	2	259	155	1.7
GILCHRIST, Augustus	1	5	6	3	0	1	5	0.2	1	5	6	3	0	1	5	0.2
WILLIAMS, Aris	14	25	39	11	0	2	5	0.4	44	65	109	51	0	8	21	0.4
RIVAS, Alex	11	24	35	15	0	0	11	0.0	11	24	35	15	0	0	11	0.0
ESPINOSA, Eladio	10	20	30	14	0	4	7	0.6	10	20	30	14	0	4	7	0.6
AJAYI, Mobolaji	12	15	27	20	2	4	2	2.0	66	71	137	81	3	7	32	0.2
LEEMOW, Justin	0	10	10	10	0	8	4	2.0	0	10	10	10	0	8	4	2.0
BELARDO, Gaby	0	0	0	0	0	0	0	0.0	0	0	0	0	0	0	0	0.0
DANIELS, B.J.	1	0	1	1	0	0	0	0.0	1	0	1	1	0	0	0	0.0
KARDOK, Ryan	0	1	1	0	0	0	0	0.0	0	1	1	0	0	0	0	0.0
EMORY, Mitch	0	1	1	1	0	0	0	0.0	0	1	1	1	0	0	0	0.0

**USF 2008-09 Men's Basketball**  
**USF Game-by-Game Points-Rebounds-Assists (as of Dec 14, 2008)**  
**All games**

Opponent	Date	Score		01	02	03	04	05	10	11
				ESPINOSA,E	MERCER,MIK	HOWARD,CHR	BELARDO,GA	DANIELS,BJ	LEEMOW,JUS	RIVAS,ALEX
SMU	11/14/08	60-46	w	4-5-1	DNP	4-1-2	0-0-0	DNP	3-2-1	8-6-0
at Virginia	11/19/08	75-77	L	6-6-2	DNP	12-2-3	DNP	DNP	0-1-2	10-9-0
HIGH POINT	11/25/08	59-46	w	9-10-0	DNP	14-3-4	0-0-0	DNP	0-1-1	4-2-0
NORTHEASTERN	11/29/08	55-37	w	0-2-0	DNP	6-4-7	0-0-0	DNP	0-1-1	6-6-0
at UAB	12/03/08	77-78	LO	5-3-1	DNP	11-5-7	DNP	DNP	9-3-1	0-4-0
at UCF	12/6/08	63-71	L	0-3-0	DNP	6-2-2	DNP	DNP	0-2-0	0-7-0
NIAGARA	12/14/08	55-70	L	2-1-0	12-2-0	3-6-2	DNP	0-1-0	0-0-2	0-1-0

Opponent	Date	Score		15	20	21	23	24	32	33
				KARDOK,RYA	JONES,DOMI	EMORY,MITC	VERDEJO,JE	GILCHRIST,	WILLIAMS,A	AJAYI,MOBO
SMU	11/14/08	60-46	w	DNP	13-3-6	DNP	18-3-1	DNP	6-5-0	4-11-1
at Virginia	11/19/08	75-77	L	DNP	23-5-5	DNP	22-2-1	DNP	0-4-0	2-2-0
HIGH POINT	11/25/08	59-46	w	0-1-0	9-6-4	0-1-0	12-1-2	DNP	11-6-1	0-2-1
NORTHEASTERN	11/29/08	55-37	w	DNP	20-6-4	DNP	10-5-1	DNP	11-7-1	2-1-0
at UAB	12/03/08	77-78	LO	0-0-0	15-3-5	DNP	26-4-1	DNP	7-6-0	4-2-1
at UCF	12/6/08	63-71	L	DNP	31-7-4	DNP	15-1-1	DNP	9-8-0	2-3-0
NIAGARA	12/14/08	55-70	L	DNP	8-4-4	DNP	20-3-2	8-6-1	0-3-0	2-6-1

**USF 2008-09 Men's Basketball**  
**USF Combined Team Statistics (as of Dec 14, 2008)**  
**All games**

<b>RECORD:</b>	<b>OVERALL</b>	<b>HOME</b>	<b>AWAY</b>	<b>NEUTRAL</b>
ALL GAMES	3-4	3-1	0-3	0-0
CONFERENCE	0-0	0-0	0-0	0-0
NON-CONFERENCE	3-4	3-1	0-3	0-0

#	Player	gp-gs	min		Total		3-Point		F-Throw		Rebounds				pf	dq	a	to	blk	stl	pts	avg
			avg	fg-fga	pct	3fg-fga	pct	ft-fta	pct	off	def	tot	avg									
23	VERDEJO, Jesus	7-7	251	35.9	45-98	.459	24-53	.453	9-20	.450	4	15	19	2.7	8	0	9	19	0	6	123	17.6
20	JONES, Dominique	7-7	252	36.0	43-104	.413	4-29	.138	29-41	.707	13	21	34	4.9	19	1	32	24	1	10	119	17.0
02	MERCER, Mike	1-1	39	39.0	6-16	.375	0-3	.000	0-1	.000	2	0	2	2.0	1	0	0	3	0	3	12	12.0
03	HOWARD, Chris	7-7	245	35.0	15-44	.341	4-14	.286	22-33	.667	7	16	23	3.3	16	1	27	21	2	9	56	8.0
24	GILCHRIST, Augustu	1-1	26	26.0	3-9	.333	0-0	.000	2-4	.500	1	5	6	6.0	3	0	1	5	0	1	8	8.0
32	WILLIAMS, Aris	7-5	186	26.6	19-33	.576	0-0	.000	6-13	.462	14	25	39	5.6	11	0	2	5	7	4	44	6.3
11	RIVAS, Alex	7-3	119	17.0	12-25	.480	0-0	.000	4-8	.500	11	24	35	5.0	15	0	0	11	5	5	28	4.0
01	ESPINOSA, Eladio	7-2	99	14.1	9-18	.500	0-1	.000	8-14	.571	10	20	30	4.3	14	0	4	7	4	1	26	3.7
33	AJAYI, Mobolaji	7-2	104	14.9	7-22	.318	0-0	.000	2-8	.250	12	15	27	3.9	20	2	4	2	2	1	16	2.3
10	LEEMOW, Justin	7-0	88	12.6	4-15	.267	4-12	.333	0-0	.000	0	10	10	1.4	10	0	8	4	0	3	12	1.7
04	BELARDO, Gaby	3-0	3	1.0	0-0	.000	0-0	.000	0-0	.000	0	0	0	0.0	0	0	0	0	0	0	0	0.0
05	DANIELS, B.J.	1-0	4	4.0	0-1	.000	0-0	.000	0-0	.000	1	0	1	1.0	1	0	0	0	0	0	0	0.0
15	KARDOK, Ryan	2-0	8	4.0	0-1	.000	0-1	.000	0-0	.000	0	1	1	0.5	0	0	0	0	0	0	0	0.0
21	EMORY, Mitch	1-0	1	1.0	0-0	.000	0-0	.000	0-2	.000	0	1	1	1.0	1	0	0	0	1	0	0	0.0
Team											16	19	35									
Total.....		7	1425		163-386	.422	36-113	.319	82-144	.569	91	172	263	37.6	119	4	87	101	22	43	444	63.4
Opponents.....		7	1425		148-394	.376	34-122	.279	95-147	.646	100	166	266	38.0	129	-	64	95	19	53	425	60.7

<b>TEAM STATISTICS</b>	<b>USF</b>	<b>OPP</b>	<b>Date</b>	<b>Opponent</b>	<b>Score</b>	<b>Att.</b>
SCORING	444	425	11/14/08	SMU	W 60-46	3523
Points per game	63.4	60.7	11/19/08	at Virginia	L 75-77	8810
Scoring margin	+2.7	-	11/25/08	HIGH POINT	W 59-46	2529
FIELD GOALS-ATT	163-386	148-394	11/29/08	NORTHEASTERN	W 55-37	2818
Field goal pct	.422	.376	12/03/08	at UAB	Lot 77-78	6359
3 POINT FG-ATT	36-113	34-122	12/6/08	at UCF	L 63-71	6695
3-point FG pct	.319	.279	12/14/08	NIAGARA	L 55-70	0
3-pt FG made per game	5.1	4.9	* = BIG EAST Conference game			
FREE THROWS-ATT	82-144	95-147	[1] = BIG EAST/SEC Challenge (Sommet Center-Nashville, Tenn.)			
Free throw pct	.569	.646	[2] = San Juan Shootout (Marion Morales Coliseum-Guaynoba, Puerto Rico)			
F-Throws made per game	11.7	13.6				
REBOUNDS	263	266				
Rebounds per game	37.6	38.0				
Rebounding margin	-0.4	-				
ASSISTS	87	64				
Assists per game	12.4	9.1				
TURNOVERS	101	95				
Turnovers per game	14.4	13.6				
Turnover margin	-0.9	-				
Assist/turnover ratio	0.9	0.7				
STEALS	43	53				
Steals per game	6.1	7.6				
BLOCKS	22	19				
Blocks per game	3.1	2.7				
ATTENDANCE	8870	21864				
Home games-Avg/Game	4-2218	3-7288				
Neutral site-Avg/Game	-	0-0				

<b>Score by Periods</b>	<b>1st</b>	<b>2nd</b>	<b>OT</b>	<b>Totals</b>
USF	207	232	5	444
Opponents	184	235	6	425