



UNIVERSITY OF SOUTH FLORIDA BULLS MEN'S BASKETBALL

CONTACT: Amy Woodruff, Assistant Communications Director
O: (813) 974-4087 | C: (813) 410-1194 | woodruff@admin.usf.edu
SECOND CONTACT: Mike Bello, Communications Assistant
O: (813) 974-7099 | C: (814) 602-6678 | mbello@admin.usf.edu

2009-10 SCHEDULE

DATE	OPPONENT	TIME / SCORE	TV
11/3	Florida Southern (Exh.)	7 p.m.	W, 110-79
11/13	at Southern Methodist	8:30 p.m.(ET)	W, 67-61
11/16	Virginia	7:30 p.m.	W, 66-49
Charleston Classic, S.C.			
11/19	vs. Davidson	7 p.m.	W, 65-58
11/20	vs. South Carolina	9:30 p.m.	L, 66-69
11/22	vs. UNC-Wilmington	3:30 p.m.	W, 74-66
11/25	Kent State	7 p.m.	W, 76-54
11/27	FAU	7 p.m.	W, 78-58
12/02	Hampton	7 p.m.	W, 74-55
12/13	Central Michigan	2 p.m.	L, 56-59
12/16	UCF	7 p.m.	W, 69-65

Las Vegas Holiday Hoops Classic

12/19	vs. San Francisco	2 p.m. PST	
12/20	vs. San Diego	2 p.m. PST	
12/30	at Louisville *	7 p.m.	BIG EAST Net.
1/5	Notre Dame *	7 p.m.	ESPNU
1/10	at Syracuse *	2 p.m.	BIG EAST Net.
1/13	West Virginia *	7 p.m.	BHSN
1/16	Rutgers *	7 p.m.	ESPN360
1/20	at Cincinnati *	7 p.m.	ESPN2
1/23	at Providence *	8 p.m.	ESPNU
1/28	Seton Hall *	7 p.m.	ESPN/ESPN2
1/31	Pittsburgh *	1 p.m.	BHSN
2/3	at Georgetown *	7 p.m.	BHSN
2/7	at Notre Dame *	Noon	BEN-GW
2/13	at Marquette *	8:30 p.m.	BHSN
2/16	Cincinnati *	7 p.m.	ESPNU
2/20	St. John's *	Noon	BEN-GW
2/24	at Villanova *	9 p.m.	BIG EAST Net.
2/27	Providence *	7 p.m.	ESPN360
3/2	at DePaul *	7:30 p.m.	ESPNU
3/6	Connecticut *	2 p.m.	BIG EAST Net.

NOTES:

Most games can be heard on 1250 WHNZ Radio, and some on 970 WFLA
All games are on BullsVision on GoUSFBulls.com
BEN-GW - BIG EAST Network, Game of the Week
BHSN - Bright House Sports Network
All home games are listed in **bold** and played at the Sun Dome
Game times are subject to change
* BIG EAST game

RADIO - 1250 WHNZ

Jim Lighthall, play-by-play Todd Kalas, analyst

TV - BRIGHT HOUSE NETWORK

Jim Louk, play-by-play Anddrikk Frazier, analyst

TEAM WEBSITES

USF - GoUSFBulls.com

Twitter: Coach_Heath **Facebook:** USF Athletics

TICKETS

USF Home Games - 1-800-GoBulls or Ticketmaster.com

8-2 BULLS FACE USF AND USD IN LAS VEGAS HOLIDAY HOOPS CLASSIC



USF

BULLS

8-2

LAST TIME OUT
vs. UCF | W, 69-65

UP NEXT
Dec. 30 | at Louisville

LEADERS

Scoring per Game

Jones, 18.2 ppg
Famous, 10.8 ppg

Rebounds per Game

Famous, 7.2 rpg

Total Assists

Jones, 47 assists

HEAD COACH

Stan Heath

Overall: 141-120 (9th)

At USF: 29-43 (3rd)

SETTING THE SCENE

Date: December 19-20, 2009

Arena: South Point Arena

Location: Las Vegas, Nev.

Tip-off: 2 p.m. PST (5 p.m. EST)

Web Video: www.stretchinternet.com/lvhhc.html

USF Radio: 1250 WHNZ

Web Audio: BullsVision on GoUSFBulls.com

Live Chat: GoUSFBulls.com

PLAYER TO WATCH

With 27 against UCF, junior guard Dominique Jones has scored at least 24 points in the past two games and tallied his third 20+ game this season. Jones hit UCF for 27 points on Dec. 16, scored 24 against Central Michigan Dec. 13 and had his season high 28 against UNC Wilmington in the Charleston Classic. Jones has upped his scoring to 18.2 ppg, added to his 6.1 rebounds per outing. He also has a team high 47 assists and 20 steals. Jones is shooting 48.1 percent from the field, hitting 64 of his 133 attempts.



THE GAMES

The Bulls face "the other USF" and San Diego in games at South Point Arena in the Las Vegas Holiday Hoops Classic in Nevada. The USFs tip off at 2 p.m. on Saturday and USF vs. USD begins at 2 p.m. on Sunday.

THE SERIES

The USF - USF matchup is the first-ever meeting between the Bulls and Dons.

USF is 1-0 against San Diego, with the only meeting, a 56-55 win for USF, coming in the Longhorn Basketball Classic in Austin, Texas, on Dec. 20, 1985.

THE LOCAL BROADCASTS

The game will be carried live by 1250 WHNZ Radio in the Tampa Bay area with Jim Lighthall (play-by-play) and Todd Kalas (analyst) making the call. As always, catch the game on BullsVision on GoUSFBulls.com.

THE COACHES

USF: Head coach Stan Heath is in his 23rd season of coaching, ninth as a head coach and third at USF. He has posted a 141-120 overall record and is 29-43 at USF. Heath has made three NCAA appearances (2002-Kent State, 2006 and 2007- Arkansas) in his eight-year career.

USF (Calif.): Head Coach Rex Walters, a former Kansas star and NBA veteran, is in his second season with the Dons. Last year, USF was 11-19 with a 3-11 West Coast Conference record.

USD: Bill Grier enters his third year as head coach at USD. This past season he guided the Toreros to a 16-16 record and he entered the 2009-10 campaign with a 38-30 career mark.

USF Communications

MBB Contact Amy Woodruff, Ass't. Director of Comm.
Cell (813) 410-1194
Email woodruff@admin.usf.edu
Second Contact Mike Bello
Cell (814) 602-6678
Email mbello@admin.usf.edu
Website www.GoUSFBulls.com

2009-10 USF Quick Facts

Location Tampa, Fla.
Stadium Sun Dome
Capacity 10,411
First Year of Basketball 1971-72
Enrollment 45,244
Founded 1956
Colors Green (PMS 343), Gold (PMS 4515)
Nickname Bulls
Conference BIG EAST
President Dr. Judy Genshaft
Faculty Representative Dr. Bob Sullins
Director of Athletics Doug Woolard
Head Coach Stan Heath
Alma Mater Eastern Michigan, 1988
Record at USF 29-43 / 3rd season
Overall Record 141-120 / 9th season
2008-09 Overall Record 9-22
2008-09 BIG EAST Conference Record 4-14
2008-09 BIG EAST Conference Finish 14th

ASSISTANT COACHES

Jeremy Cox (Mesa State, 1991)
 Reggie Hanson (Kentucky, 1991)
 Eric Skeeters (Coppin State, 1997)
 Andy Hipsher

HISTORY

First Season of Basketball 1971-72
Overall All-Time Record 518-574
NCAA Appearances Two (1989-90, 1991-92)
NIT Appearances Seven (1980-81, 1982-83, 1984-85, 1990-91, 1994-95, 1999-00, 2001-02)
Conference Regular Season Titles None
Conference Tourn. Titles One (Sun Belt, 1989-90)

RETURNERS

Name	Pts./Reb.	GP/S	Pos.	Yr.
Jones	18.1/5.6	31/30	G	Jr.
Gilchrist	10.2/4.4	25/12	F/C	So.
Howard	7.7/4.1 apg	31/29	G	Sr.
Rivas	4.2/4.7	30/14	C	Sr.

USF MEDIA POLICIES

WEEKLY MEDIA LUNCHEON

USF hosts a weekly press conference during a regular game week, with the date depending upon the game schedule. Coach Heath will take the podium at Noon and requested players will be available between 11 a.m. and Noon. Players must be requested through Amy Woodruff by **Monday at Noon**. The USF Communications office will make every effort to accommodate requests.

CREDENTIAL REQUESTS

Credential requests are taken via email. Please email Amy Woodruff (woodruff@admin.usf.edu) and Mike Bello (mbello@admin.usf.edu). Requests must be made a week in advance of the game. Media attending games will have to show ID and pass through security to enter the Sun Dome. Any misuse of credentials will result in removal from the Sun Dome and the permanent voiding of the credential.

INTERVIEWS

The daily practice schedule is listed below. Coach Heath and requested players are usually available at the end of practice on Mondays and Thursdays throughout the season. Please contact Amy Woodruff (woodruff@admin.usf.edu) to request attendance at practice.

PLAYER INTERVIEWS

Under no circumstances should media members contact a USF student-athlete without prior consent and approval from the USF Communications office and/or basketball contact Amy Woodruff. The same policy applies to the family members of student-athletes.

STAFF INTERVIEWS

All interview requests for assistant coaches or athletics department staff members must also be approved and cleared by the USF Communications office and/or basketball contact Amy Woodruff.

POSTGAME POLICY

The USF locker room is closed at all times. Coach Heath and a handful of USF players will report to the media room for interviews. USF will take interview requests for players and assistant coaches with 10 minutes remaining in the game. On the road, USF will conduct interviews at the designated location by the host institution. All opponent interviews - coach/player/family - shall be directed to the opponent's SID.

BIG EAST TELECONFERENCE

The BIG EAST men's basketball coaches will hold a teleconference for the media each Thursday during the basketball season, beginning Jan. 7. Each coach will be available for approximately eight minutes. Media representatives wishing to participate should contact the BIG EAST office or consult the weekly press release for the phone number. The 16 coaches will be broken up into two groups of eight. The "first" group will have teleconferences on Jan. 7, Jan. 21, Feb. 4, Feb. 18.

11:00 a.m.	Jay Wright, Villanova	11:32 a.m.	Norm Roberts, St. John's
11:08 a.m.	Keno Davis, Providence	11:40 a.m.	Jerry Wainwright, DePaul
11:16 a.m.	Stan Heath, USF	11:48 a.m.	John Thompson III, Georgetown
11:24 a.m.	Jim Calhoun, Connecticut	11:56 a.m.	Bobby Gonzalez, Seton Hall

The "second" group will have teleconferences on Jan. 14, Jan. 28, Feb. 11, Feb. 25.

11:00 a.m.	Buzz Williams, Marquette	11:32 a.m.	Jamie Dixon, Pittsburgh
11:08 a.m.	Mike Brey, Notre Dame	11:40 a.m.	Mick Cronin, Cincinnati
11:16 a.m.	Bob Huggins, West Virginia	11:48 a.m.	Jim Boeheim, Syracuse
11:24 a.m.	Fred Hill, Rutgers	11:56 a.m.	Rick Pitino, Louisville

OTHER WAYS TO FOLLOW THE BULLS

Media and fans alike can follow the Bulls on Twitter, Facebook and YouTube. On Twitter, check out www.Twitter.com/Coach_Heath. USF Athletics also has a fan page at www.Facebook.com/USFAthletics, while BullsVision on YouTube is a popular destination for videos of all types.

WE ARE USF

When referring to the University please be aware of the following policy regarding usage. First references to the school and its intercollegiate athletics program should always be the University of South Florida. The only secondary reference used should be USF or Bulls. Please refrain from using South Florida, S. Florida, South Fla. or any other similar combination.

▼ MEDIA OPPORTUNITIES THIS WEEK ▼

MON | 14

Practice TBA

TUES | 15

Press Conference
BIG EAST Room
 on USF Campus
 Noon

WED | 16

Game Day
 vs. UCF
 Tampa, Fla.
 7 p.m.
 Bright House
 Sports

THURS | 17

No Availability
 Depart for Las
 Vegas Holiday
 Hoops Classic

FRI | 18

Interviews by
 request. Call Amy
 Woodruff at
 813-410-1194

SAT | 19

Game Day
 vs. USF
 Las Vegas
 2 p.m.

SUN | 20

Game Day
 vs. San Diego
 Las Vegas
 2 p.m.

2009-10 ROSTER

#	Name	Pos.	Ht.	Wt.	Yr.	
1	Ron Anderson Jr.	F	6-8	255	RJr.	Upper Marlboro, Md. Kansas State McCallie School - Tenn. Will sit out 2009-10 after transferring from Kansas State
2	B.J. Daniels	G	6-1	212	So.	Tallahassee, Fla. Lincoln HS Currently the starting quarterback for the USF football team ... Will join the basketball team following the completion of football
3	Chris Howard	G	6-3	200	Sr.	Fort Washington, Md. Friendly HS Scored double-digit points four-straight games ... Hit 3-of-4 from long range vs. FAU ... Eight assists vs. Hampton, six against UCF
5	Justin Leemow	G	6-1	180	So.	Brooklyn, N.Y. Mt. Zion Christian Academy - N.C. Three assists in back-to-back games vs. UNCW and Kent State ... Hit 3-of-3 from behind the arc against Virginia to tie his career high
10	Anthony Crater	G	6-1	170	So.	Flint, Mich. Ohio State Brewster Academy - N.H. Joins the team in January after transferring from Ohio State in 2008
11	Alex Rivas	C	6-10	230	Sr.	Santiago, D.R. Pratt CC - Kan. Laurinburg Prep - N.C. In the fall, had surgery to replace the rods in his legs ... Expected to return to the court in January
13	Ryan Kardok	G	6-3	188	Sr.	Parkland, Fla. Broward CC Stoneman Douglas HS Career night against UCF with first career bucket (a three), four rebounds, an assist and a steal in 20 minutes
20	Dominique Jones	G	6-4	215	Jr.	Lake Wales, Fla. Lake Wales HS Has scored in double digits in all nine games ... Two double-doubles this year - vs. Davidson (17p, 10r) and vs. FAU (11p, 10a)
22	Shaun Noriega	G	6-4	195	Fr.	North Port, Fla. North Port HS Connected on a three-pointer in three-straight outings, one against South Carolina and Kent State and two vs. FAU
23	Mike Burwell	G	6-6	210	Fr.	East Brunswick, N.J. South Kent School Cardinal McCarrick HS Season high seven points vs. Hampton after 2-of-2 from long range ... Scored his first collegiate points (2) against Kent State
24	Augustus Gilchrist	F	6-10	245	So.	Clinton, Md. Maryland Progressive Christian Academy Out until January with sprained right ankle ... BIG EAST Honor Roll after 27 points, 7 rebounds vs FAU ... Leads team with 18.8 ppg
31	Jarrid Famous	F/C	6-11	240	Jr.	Bronx, N.Y. Westchester CC Blessed Sacrament HS Tallied a double-double with 11 points and 10 rebounds against UCF ... First double-double was 16 pts and 10 reb vs. Hampton
32	Toarlyn Fitzpatrick	F	6-8	230	Fr.	Tampa, Fla. King HS Pulled down season-high nine rebounds vs. UCF ... Scored season high 11 points against Hampton
33	Mike Mercer	G	6-5	195	Sr.	Snellville, Ga. Georgia South Gwinnett HS Season-high 12 points and four assists against UCF ... Grabbed seven rebounds vs. CMU ... Three steals vs. UCF, CMU and Davidson

THE BULLS IN NEVADA

On Dec. 17-19, 2006, the Bulls played in the Duel in the Desert, winning the first game of the tournament 87-56 over Norfolk State, but falling short to TAMU-CC, 69-63, and UNLV, 74-59.

USF also played in the Las Vegas Classic in 1976-77, losing a pair of games to St. Mary's (Calif.), 68-67, and Eastern Michigan, 60-48.

NON-CONFERENCE RECORDS

USF is 14-3 in non-conference home games in the Stan Heath era. In his first season with the Bulls, USF was 5-0, and last season the team posted a 4-2 mark before the BIG EAST slate began.

WRAPPING UP USF VS. UCF

The Bulls out-rebounded the Knights 38-27 and had five blocks 13 steals ... USF held UCF to only two offensive rebounds in the second half ... UCF never led in the game ... USF set season-best marks in free throws made (25), free throw percentage (75.8%) and steals (13) ... With Augustus Gilchrist and Justin Leemow out of the lineup against UCF, freshman **Toarlyn Fitzpatrick** earned the first start of his career. Fitzpatrick ended the night with two points and nine rebounds, which are a career-high ... Senior **Jarrid Famous** responded from a one-rebound game against Central Michigan by picking up the second double-double of his season by putting up 11 points and 10 rebounds ... In the second half against UCF, senior **Ryan Kardok** drained a three from the corner for his first-career bucket. He ended the night with three points, four rebounds, an assist and a steal ... Kardok's three points were the team's only bench points in the game ... Junior **Dominique Jones** ended his night with 27 points and six rebounds, his third game in a row with at least 24 points ... Senior Mike Mercer set career highs with 12 points and four assists ... The Bulls had four players score in double-digits against UCF, **Jones** (27), **Chris Howard** (14), **Mercer** (12) and **Famous** (11). That is the second time this season that USF has had four players score in double-digits in the same game.

	USF	USF	USD
Location	Tampa, Fla.	San Francisco, Calif.	San Diego, Calif.
First Year of Basketball	1971-72	1924-25	1955-56
Enrollment	45,244	8,000	7,800
Founded	1956	1855	1949
Colors	Green, Gold	Green, Gold	Torero Blue, Navy, White
Nickname	Bulls	Dons	Toreros
Conference	BIG EAST	West Coast	West Coast

PRONUNCIATIONS

TOARLYN Fitzpatrick	Tore-linn
Augustus GILCHRIST	Gil - crist
Ryan KARDOK	Car-dock
Justin LEEMOW	Lee-mow (as in now)
Shaun NORIEGA	Nor-E-A-ga
Alex RIVAS	Ree-vas

CLASS BREAKDOWN

- Total Players:** 14
Seniors (4): Chris Howard, Ryan Kardok, Mike Mercer, Alex Rivas
Juniors (3): Ron Anderson Jr., Jarrid Famous, Dominique Jones
Sophomores (4): Anthony Crater, B.J. Daniels, Augustus Gilchrist, Justin Leemow
Freshmen (3): Mike Burwell, Shaun Noriega, Toarlyn Fitzpatrick

GEOGRAPHIC BREAKDOWN

- Florida (5):** B.J. Daniels, Toarlyn Fitzpatrick, Dominique Jones, Ryan Kardok, Shaun Noriega
Georgia (1): Mike Mercer
Maryland (3): Ron Anderson Jr., Augustus Gilchrist, Chris Howard
Michigan (1): Anthony Crater
New Jersey (2): Mike Burwell, Jarrid Famous
New York (1): Justin Leemow
Dominican Republic (1): Alex Rivas

INDIVIDUAL PROPS

DOMINIQUE JONES

Preseason Second Team All-BIG EAST
 Athlon Preseason H.M. All-American
 BIG EAST Weekly Honor Roll - Nov. 23

AUGUSTUS GILCHRIST

BIG EAST Weekly Honor Roll - Nov. 30

GILCHRIST OUT WITH ANKLE INJURY

On Dec. 9, Coach Stan Heath announced that USF will be without sophomore Augustus Gilchrist until late January due to a right ankle sprain, which he sustained during practice on Monday, Dec. 7. With Gilchrist out, Heath is exploring a four-guard set, but also will lean on freshman Toarlyn Fitzpatrick to step up his play.

DUMARS TO TRANSFER AT SEMESTER'S END

Freshman guard Jordan Dumars left USF at the end of the semester, citing his desire to be closer to home, which is Detroit. According to Coach Heath, "He loved his experience here. He liked being on the team, but he just felt that he wanted to be closer to home."

In six games, Dumars played 27 total minutes, averaging 1.0 point per game. His only buckets came against Kent State, when he hit a pair of three-pointers.

RIVAS SHOWING PROGRESS, OUT UNTIL JANUARY

After having bilateral tibial surgical revision, which replaced the metal rods in both of his lower legs, senior Alex Rivas is expected to return to the court in January.

FROM THE STAT SHEET

USF is outshooting opponents 46.2 to 38.8 percent from the field and 35.0 to 30.6 percent from long range. The Bulls have outrebounded their nine opponents 366-332 and have 45 more assists and eight more steals than their foes.

Three Bulls are averaging double-digit points and at least six rebounds per game in Augustus Gilchrist (18.8p, 7.4r), Dominique Jones (18.2p, 6.1r) and Jarrid Famous (10.8p, 7.2r). Famous leads the team with his 54.9 percent shooting from the field.

NATIONAL STATISTICAL LEADERS

As of Dec. 14, the Bulls were among the NCAA Division I statistical leaders in scoring defense (28th), allowing just 58.8 points per game. USF was also 35th in defensive field goal percentage, allowing opponents only a 38 percent shooting mark.

TOPS IN THE BIG EAST

As of Dec. 14, junior Dominique Jones is tied for seventh in the BIG EAST assists with 5.0 apg. Jones is also sixth in scoring with his 16.4 points per game and 14th in steals with 1.67 per game.

Junior Jarrid Famous is 19th in the BIG EAST with his 6.9 rebounds per game and eighth in field goal percentage (59.0%), while senior Chris Howard is 12th in assists (4.4 apg).

SHOOTING PERCENTAGES JUMP FROM 2008-09 TO CURRENT SEASON

Through nine games, USF's shooting percentages have taken major leaps from 2008-09 to this season. See the chart below:

	Games	Total FG %	3PT FG %	FT %
2007-08	31	43.9	33.0	63.8
2008-09	31	39.9	29.7	59.8
2009-10	10	46.2	35.0	67.7

JONES MOVES INTO TOP 10 IN FIVE RECORDS, LOOKING IN ON FOUR OTHERS

After just two seasons with the Bulls, Dominique Jones is currently listed on five career records lists at USF and looking in on four more. He is eighth in field goals attempted (979), ninth in scoring (1,274 points), three point field goals made (125), three pointers attempted (376) and free throws made (281). He is also just 21 attempted free throws, nine made field goals, eight steals and 60 assists away from 10th in each category.

HOWARD FIFTH ON USF ASSISTS LIST, NOW TRAILS FORMER COACH

Against Hampton, senior guard Chris Howard surpassed Brian Swift's 389 handouts to take sole possession of fifth on the USF career assists list. Howard, with 406 helpers, now trails No. 4 Tommy Tonelli, former USF assistant coach and director of operations, who had 480 assists from 1983-86.

ALL 11 PLAYERS IN SCORING COLUMN

All 11 of USF's active players have now scored for the Bulls this season, after senior Ryan Kardok connected on his first career bucket - a three - in the second half against UCF on Dec. 16.

WRAPPING UP USF VS. CENTRAL MICHIGAN

Only seven players saw court time for the Bulls, while 10 Chippewas racked up at least four minutes ... With the loss USF has now come up short in two games this season by a total of six points. The first was a three-point, 69-66, defeat to South Carolina at the Charleston Classic. The second was today's 59-56 setback ... CMU hit 11 long balls against USF, the most the Bulls have given up this season. The previous high was FAU's seven on Nov. 27. USF was leading the BIG EAST in three-point defense (.262) prior to the game ... As a team, USF hit 72.7 percent (16-22) from the free throw line, the team's best percentage of the year ... Junior **Dominique Jones** had 13 points in the first half, tying his season-best first period, a mark he hit against Virginia on Nov. 16. Jones ended the night with 24 points ... Jones was 8-of-8 (100%) from the free throw line, the team's season-best percentage, tying teammate Augustus Gilchrist's 7-of-7 outing against Virginia (11/16) ... Freshman **Toarlyn Fitzpatrick** grabbed seven rebounds, his season best. His previous season-high was six against UNC-Wilmington in the Charleston Classic.

WRAPPING UP USF VS. HAMPTON

The Bulls' 74 points against Hampton is the third highest output this season, as USF is now averaging 75 points per game in the last four games after starting the season with 66 per game in the first four outings ... With the win, the Bulls improve to 7-1, the best start since the 2006-07 season ... **Jarrid Famous** led the Bulls in scoring for the first time this season as he put up 16 points on the night. The junior college transfer also grabbed 10 rebounds to give him his first double-double of the season ... Senior **Chris Howard** scored in double-digits for the second straight game and

WHAT THEY SAID ABOUT THE BULLS

TWITTER TALK

dickiev: Keep a keen eye on USF -a nice inside out duo in Jones & Gilchrist! They will have some special moments!

RealJayWilliams: At the Charleston Airport and USF just walked in. Stan Heath has Dominique Jones, Mr. Gilchrist and company looking very focused USF fans!

iTalkTech: Apple is sponsoring the USF basketball team with brand new Macbook Pros. Very investing...

ABOUT GILCHRIST

"He's legit. He's a definite pro prospect."
- FAU Coach Mike Jarvis

ABOUT JONES

UCF coach Kirk Speraw calls USF junior Dominique Jones, who has averaged 30.5 points against UCF, "one of the best guards in the entire country."

GILCHRIST NOTES

With sophomore forward Augustus Gilchrist out with an ankle injury, the Bulls are missing the top scorer on the squad. See some notes below about his impact on the 2009-10 team.

GILCHRIST AVOIDING SOPHOMORE SLUMP

Gilchrist is avoiding the sophomore slump so far this season, as his productivity has exploded. See comparisons below between his first two seasons.

	G	FG	3FG	FT	Rebounds	Points
2008-09	25	99-245 (.404)	14-43 (.326)	43-77 (.558)	42/69 (4.4)	255 (10.2)
2009-10	8	47-87 (.540)	8-11 (.727)	48-59 (.814)	25/34 (7.4)	150 (18.8)

GILCHRIST HOT FROM THE CHARITY STRIPE

Gilchrist has hit 48 free throws this season, five more than his season total from 2008-09. This year Gilchrist is 48-of-59 from the line for an 81.4 percent clip, whereas last year he only hit 43-of-77, which is 55.8 percent. After knocking down all seven free throws against Virginia, he hit 15-of-16 against Davidson, and the next night against South Carolina he was 10-of-12.

TOP FIVE IN THE BIG EAST

As of Dec. 8, Gilchrist leads the BIG EAST in three-point percentage, hitting 8-of-11 for a 72.7 percent clip. Gilchrist is also fifth in the league in scoring, averaging 18.8 ppg, and 12th in rebounding at 7.4 rpg.



ABOUT ... DOMINIQUE JONES

TWO-TIME ALL-BIG EAST CONFERENCE



KEEPING UP WITH MR. JONES

- Junior guard Dominique Jones was selected to the 2009-10 Preseason All-BIG EAST Second Team. He earned All-BIG EAST honorable mention after both his freshman and sophomore campaigns.
- Athlon Magazine picked Jones as a 2009-10 Athlon Sports Preseason All-American (honorable mention). Jones joins seven BIG EAST players on the listing, including one league opponent on the first, second and third teams and four on the honorable mention team.
- Jones was selected to the BIG EAST Weekly Honor Roll on Nov. 23, just a day after being picked to the Charleston Classic All-Tournament Team.
- In his 58th career game, Jones topped the 1,000-point plateau, the second-fastest Bull to accomplish the feat.
- Jones' top 10 scoring games:

36	IONA (12/27/08)	30	CINCINNATI (3/3/09)	29	at Villanova (03/05/08)
35	at West Virginia (1/17/09)	30	at RICHMOND (12/5/07)	29	SYRACUSE (2/13/08)
31	at UCF (12/6/08)	30	UCF (12/1/07)	29	PROVIDENCE (2/10/09)
31	SETON HALL (2/26/08)				

Year	GP-GS		Total		3-Point		FT-FTA		Rebounds			PF-FO			TO	Blk	Stl	Pts	Avg
	Min	Avg	FG-FGA	Pct	FG-FGA	Pct	Pct	Pct	Off-Def	Tot	Avg	Ast	TO						
2007-08	31-31	1085	35.0	177-385	.460	54-153	.353	123-162	.759	44-99	143	4.6	73-3	86	70	8	47	531	17.1
2008-09	31-30	1161	37.5	193-461	.419	54-175	.309	121-171	.708	61-112	173	5.6	79-2	122	82	12	41	561	18.1
2009-10	10-10	362	36.2	64-133	.481	17-48	.354	37-53	.698	9-52	61	6.1	22-0	47	31	6	20	182	18.2
TOTAL	72-71	2608	36.2	434-979	.443	125-376	.332	281-386	.728	114-263	377	5.2	174-5	255	183	26	108	1274	17.7

JONES AS A FRESHMAN...

HAD ARGUABLY THE BEST SEASON OF ANY FRESHMAN IN USF HISTORY

- All-BIG EAST Honorable Mention
- Unanimous selection on the BIG EAST All-Rookie Team
- Averaged a team-high 17.1 points per game
- 17.1 points per game ranked seventh in the BIG EAST
- Averaged 18.2 in conference play, the best of any league freshman and third-best in the conference
- Fourth leading returning scorer in BIG EAST
- Pulled down 4.6 rebounds per game, second best on the team
- Team-high 1.3 steals per game
- Was only Bull to start all 31 games on the year
- Scored in double figures in 28 of 31 games
- Had 20 or more points in 10 games and three games with more than 30 points
- 31 points vs. Seton Hall was career high and the highest scored by a BIG EAST freshman in 2007-08
- Three 30-plus point games are already tied for fourth on the USF all-time career list
- Was only USF player to play all 40 minutes in a game during the season, doing it five times
- First game-winning basket was at Rutgers on March 1, 2008, giving USF its first BIG EAST road win
- Shattered the USF freshman scoring mark by tallying 531 points on the year. The previous freshman record was 455 set by B.B. Waldon in the 1998-99 season
- BIG EAST Rookie of the Week four times as well as the Sporting News National Player of the Week once
- Became first freshman in USF history, and only the third USF player ever, to score 30 or more points in back-to-back games
- Was the first BIG EAST freshman in 13 years to score 30 or more points in consecutive games. The last BIG EAST freshman to accomplish the feat was Georgetown's Allen Iverson in December of 1994
- Made 123 free throws on the year, sixth on USF single season list

JONES CONTINUED TO IMPRESS AS A SOPHOMORE

AFTER AN EXPLOSIVE FRESHMAN CAMPAIGN, JONES BETTERED HIS NUMBERS AND MOVED INTO THE USF RECORD BOOKS

- All-BIG EAST Honorable Mention
- Averaged 18.2 points per game, sixth best in the conference
- Scoring average of 19.0 in league play was fourth in the BIG EAST
- Scored his 1,000th-career point becoming the second-fastest Bull to accomplish the feat
- Ended the 2008-09 season in 14th place on USF's all-time scoring list with 1,078 points in two seasons
- His 547 points are eighth on the single-season USF scoring list
- Drained 121 free throws as a sophomore, which is ninth on the USF single-season list and just three made from moving into sixth
- Ended season 12th all-time on career free throws made list with 244, just 15 free throws made from moving into 10th all-time
- Drained 106 3-pointers in his career, 11th on the all-time USF career list and just one out of ninth place all-time
- Four games with 30 or more points and seven for his career, second most in USF history
- Scored at least 20 or more points 22 times in his career, including 12 in 2008-09
- Collected at least 29 or more points five times this season and 10 in his career
- Second career game-winning basket is against No. 8 Marquette
- Talled his second double-double of his career with 26 points and 10 rebounds vs. DePaul on 1/20. The other was a 30-point, 14 rebound performance at Richmond (12/5/07)
- Exploded for a career high 36 points vs. Iona, shooting an efficient 12-16 from the field, 7-9 from 3-point range and 5-6 from the free throw line. He also finished with five assists, accounting for at least 46 of USF's 68 points. He began the assault with a 17-point first half, hitting 6-8 field goals, 3-4 3-pointers and 2-2 from the free throw line
- The 36 point outburst vs. Iona is tied for fifth on the all-time USF single-game scoring list

NEWS CLIPS AND RECORDS

ALL-BIG EAST FOR SECOND CONSECUTIVE SEASON

Sophomore guard Dominique Jones has been named BIG EAST Honorable Mention for the second consecutive year when the league announced its all-conference teams on Sunday, March 8.

Jones followed an outstanding freshman season with an impressive sophomore season that saw him average 18.2 points per game, 5.5 rebounds, 3.8 assists, notch 40 steals and go over the 1,000-point plateau. His scoring ranked sixth in the league. He jumped his scoring average to 19.0 points per game in conference games, which ranked fourth in the BIG EAST.

The Lake Wales, Fla., native is just the fourth honorable mention selection for USF in its four years in the league, to go along with Kentrell Gransberry's first-team and second-team honors. Jones was also the first All-Rookie Team pick for the Bulls last season.

JONES SCORES 1,000 CAREER POINTS

With his first point at Seton Hall on Feb. 25, a free throw, at the 17:10 mark of the first half, sophomore Dominique Jones became just the 16th player in USF history to score 1,000 career points. He is the second fastest Bull to reach 1,000 and one of only three USF players to do it in two seasons. Jones also became the quickest sophomore to reach 1,000. He reached 1,000 in his 58th career game. Only Tony Grier reached 1,000 career points in fewer games. Grier surpassed 1,000 in his 51st career game during his junior season. USF's all-time leading scorer, Charlie Bradley, went over 1,000 in his 59th career game during his sophomore season.

JONES MOVES INTO TOP 10 IN FIVE RECORDS, LOOKING IN ON FOUR OTHERS

After just two seasons with the Bulls, Dominique Jones is currently listed on five career records lists at USF and looking in on four more. He is eighth in field goals attempted (979), ninth in scoring (1,274 points), three point field goals made (125), three pointers attempted (376) and free throws made (281). He is also just 21 attempted free throws, nine made field goals, eight steals and 60 assists away from 10th in each category.

SEVEN 30-POINT GAMES

Jones has scored 30 points or more in seven games with the Bulls, three times as a rookie and in four games his sophomore season.

TWENTY-SIX 20-POINT GAMES

Jones has scored 20 points or more in 26 games at USF. His last 20-plus game was 24 points against Central Michigan (Dec. 13). In 12 games last season, Jones tallied at least 20 points and he did it 10 times in 2007-08.

CAREER-HIGH 36 VS. IONA

Sophomore Dominique Jones exploded for a career high 36 points vs. Iona (12/27/08), shooting an efficient 12-16 from the field, 7-9 from 3-point range and 5-6 from the free throw line. The 36 points bested his high of 31 done twice previously (12/6/08 at UCF and 2/26/08 vs. Seton Hall). He also finished with five assists, accounting for at least 46 of USF's 68 points. He began the assault with a 17-point first half, hitting 6-8 field goals, 3-4 3-pointers and 2-2 from the free throw line.

LED (OR TIED) USF IN ...

Scoring: Gilchrist 5, Jones 4, Famous 1
Rebounding: Gilchrist 1(2), Famous 5(2)
 Mercer (1), Jones (1), Fitzpatrick (2)
Assists: Howard 5(1), Jones 4(1), Leemow (1)
Steals: Jones 3(2), Leemow 1(3), Mercer 2(2)
 Fitzpatrick (1), Famous (1), Howard (1)
 Gilchrist (1)
Blocks: Gilchrist 3(2), Howard (2), Jones (3)
 Fitzpatrick 2(2), Famous (1), Leemow (1)

USF'S LARGEST IN 2009-10

Lead 31, vs. Hampton (12/2)
 Deficit 8, vs. USC (11/20) and vs. CMU (12/13)
 Margin of Victory 22, vs. Kent State (11/25)
 Margin of Defeat 3, vs. USC (11/20) and vs. CMU (12/13)
 Halftime Lead 21, vs. Kent State (11/25)
 Halftime Deficit 3, at SMU (11/13)
 Deficit in Win 7, vs. UNC Wilmington (11/22)
 Halftime Deficit in Win 3, at SMU (11/13)
 Lead in Loss 10, vs. South Carolina
 Halftime Lead in Loss 6, vs. South Carolina

USF VS. THE CONFERENCES

The following records indicate how the Bulls have fared this season against non-conference foes

MEAC (Hampton)	1-0
MAC (Kent State, Central Michigan)	1-1
C-USA (SMU, UCF)	2-0
ACC (Virginia)	1-0
So-Con (Davidson)	1-0
CAA (UNC Wilmington)	1-0
Sun Belt (FAU)	1-0
SEC (South Carolina)	0-1

THIS WEEK IN THE BIG EAST

Dec. 13	
Saint Francis (N.Y.) at Syracuse	1:00
Central Michigan at USF	2:00
Villanova at Temple	3:00
Fordham at St. John's	4:00
Illinois-Chicago at DePaul	6:00
Cincinnati at Xavier	7:00
Dec. 15	
Rider at Rutgers	7:30
Dec. 16	
Oral Roberts at Louisville	7:00
Central Florida at USF	7:00
American at DePaul	8:30
Cincinnati at UAB	TBD
Dec. 19	
Old Dominion at Georgetown	TBD
Lipscomb at Cincinnati	2:00
Texas State at DePaul	2:00
North Florida at Marquette	2:00
UCLA at Notre Dame	2:00
NJIT at Rutgers	2:00
USF vs. San Francisco	2:00
Villanova vs. Fordham	2:00
Western Kentucky at Louisville	4:00
Temple at Seton Hall	7:00
Saint Bonaventure at Syracuse	7:00
Mt. St. Mary's at Pittsburgh	TBD

for the third time this season as he put up 13 points against Hampton ... Howard, with eight assists against Hampton, moved into fifth place in school history in career assists with 396, passing Brian Swift, who finished his career with 388 helpers from 2002-05 ... Freshman **Toarlyn Fitzpatrick** record a career high 11 points on the night, eclipsing his previous career high of nine which came against Kent State on Nov. 25.

HOLDING DOWN HAMPTON

Head Coach Stan Heath has preached defensive pressure this offseason, and it showed in USF's 74-55 victory over Hampton. USF held the five Hampton starters to just 16 of the team's 55 points in the game. Those five players combined average prior to the game was 49.5 points. Vincent Simpson (14.9 ppg) was held to two points while Darrion Pellum (13.5 ppg) and Michael Freeman (12.1 ppg) each had three against the Bulls.

WRAPPING UP USF VS. FAU

With a 19-0 run in the second half against FAU, USF had back-to-back games with 19-0 runs ... USF has had three Bulls score in double figures in five of six games. Against FAU, **Chris Howard** (15), **Dominique Jones** (11) and **Augustus Gilchrist** (27) all had double-digits ... USF hit 10 3-pointers for the first time since Dec. 27, 2008 against Iona, a span of 25 games ... USF scored a season high 78 points against FAU ... USF held the Owls scoreless for 6:32 in the second half, as FAU went 0-of-11 from the floor during that stretch ... USF last defeated an opponent by 20 or more points on Jan. 10, 2009, an 80-58 win over DePaul ... Junior **Dominique Jones** had 10 assists in the game, setting a new career high ... Sophomore **Augustus Gilchrist** was held to four points in the first half, but exploded in the second half with 23 points, setting a new career high with 27 ... With 27 points against FAU, Gilchrist had scored at least 14 points in every game this season.

GILCHRIST EARNS FIRST BIG EAST WEEKLY HONOR ROLL AWARD

Sophomore **Augustus Gilchrist** led the Bulls to a 2-0 record averaging 23.0 points and 7.0 rebounds per game last week, earning his first BIG EAST Weekly Honor Roll award of the season on Nov. 30. The forward shot 69 percent (18-26) from the field, 83.3 percent from long range (5-6) and 71.4 percent (5-7) at the free throw line. He also had four blocks, two steals and an assist. After scoring only four points in the first half against Florida Atlantic (Nov. 27), Gilchrist added 23, which was his previous career high, in the second half to finish with 27 against the Owls. A native of Clinton, Md., Gilchrist hit 10-of-12 from the field (83.3%) and 2-of-2 from three-point land in USF's sixth win of the season. He pulled down seven rebounds, had one swipe and blocked three Owl shots. Against Kent State, Gilchrist scored 19 points, hitting 3-of-4 from the arc, and pulled down seven rebounds. He also had a block, an assist and a steal.

WRAPPING UP USF VS. KENT STATE

The Bulls hit nine threes on the night, which broke their previous high for the season which was seven in the season opener at SMU ... USF's 41 first half points was the most in the first half this season for the Bulls. It broke the previous high of 37 which came against UNC-Wilmington on Nov. 22 ... The Bulls also set a season high for points in a game with 76. The 76 points broke the previous high of 74 against UNCW ... With a three-point field goal with 11:58 remaining, freshman **Jordan Dumars** scored the first points of his USF career ... Freshman **Shaun Noriega** scored for the second time in his USF career. He hit a three in the second half of USF's fifth victory ... Freshman **Toarlyn Fitzpatrick** doubled his season point total, scoring nine against KSU. Through five games Fitzpatrick had scored nine points, and in the 76-54 win over Kent State he put up nine in one game.

WRAPPING UP USF VS. UNC-WILMINGTON

Against UNCW, USF scored 74 points, a season high. The previous high in USF's first three games was 67 at SMU in the first game of the season ... USF's point total was also the most since the Bulls scored 80 in a win at DePaul Jan. 10, 2009, a span of 20 games. USF scored more than 74 points last season on three occasions ... Sophomore forward **Augustus Gilchrist** didn't score in the first half, but ended with 14, after

	1	2	3	4	5	6	7	8	9	10+
Margin of Victory				1		1	1	1		4
Margin of Defeat			2							

RESULT BREAKDOWN

Record	Overall	BE
Home:	5-1	
Away:	1-0	
Neutral:	2-1	
TOTALS	8-2	

RECORD BY MONTH

	Overall	BE
November:	6-1	
December:	2-1	
January:		
February:		
March:		
TOTALS	8-2	

RECORD BY STARTING LINEUP

Howard, Mercer, Jones, Gilchrist, Famous 6-1
 Howard, Leemow, Jones, Gilchrist, Famous 1-0
 Howard, Leemow, Jones, Mercer, Famous 0-1
 Howard, Mercer, Jones, Fitzpatrick, Famous 1-0

USF'S RECORD WHEN

Leading at halftime:	7-2
Trailing at halftime:	1-0
Tied at halftime:	
Overtime:	
USF shoots 50% or better from field:	3-0
USF shoots 40-49% from field:	4-1
USF shoots under 40% from field:	1-1
Opp. shoots 50% or better from field:	
Opp. shoots 40-49% from field:	3-0
Opp. shoots under 40% from field:	5-2
USF outrebounds opponent:	6-0
Opp. outrebounds USF:	1-2
Tied in rebounds:	1-0
USF records 10 or more steals:	2-0
USF records 15 or more assists:	1-0
USF commits less than 15 turnovers:	5-1
USF commits 15 or more turnovers:	3-1
USF commits less turnovers than opp.:	3-1
USF commits more turnovers than opp.:	4-1
Tied in turnovers:	1-0
USF shoots 70% or better from the line:	4-2
USF shoots under 70% from the line:	4-0
USF scores 59 points or less:	0-1
USF scores between 60-69 points:	4-1
USF scores between 70-79 points:	4-0
USF scores between 80-89 points:	
USF scores between 90-99 points:	
USF scores 100 or more points:	
Two or less Bulls score in double figures:	1-1
Three Bulls score in double figures:	5-1
Four or more Bulls in double figures:	2-0
Playing on Saturday:	
Playing on Sunday:	1-1
Playing on Monday:	1-0
Playing on Tuesday:	
Playing on Wednesday:	3-0
Playing on Thursday:	1-0
Playing on Friday:	2-1
Playing during the afternoon:	1-1
Playing in the evening (5 p.m. or later):	7-1
On television:	2-0
In-season tournament games:	2-1
Post-season tournament games:	
Games decided by three points or less:	0-2
Games decided by four to 10 points:	4-0
Games decided by 11-20 points:	3-0
Games decided by more than 20 points:	1-0

CAREER DOUBLE-DOUBLES

Jarrid Famous

Dec. 2, 2009 Hampton 16 p, 10 r
Dec. 16, 2009 UCF 11 p, 10 r

Augustus Gilchrist

Jan. 20, 2009 DePaul 16 p, 11 r

Chris Howard

March 1, 2009 West Virginia 10 p, 11 a
Jan. 10, 2009 at DePaul 12 p, 10 a
Nov. 17, 2007 vs. FAU 18 p, 11 a

Dominique Jones

Nov. 27, 2009 vs. FAU 11 p, 10 a
Nov. 19, 2009 vs. Davidson 17 p, 10 r
Jan. 20, 2009 DePaul 26 p, 10 r
Dec. 5, 2007 at Richmond 30 p, 14 r

Alex Rivas

Feb. 25, 2009 at Seton Hall 18 p, 11 r

shooting 5-of-10 from the field and 4-of-6 at the line ... Gilchrist has scored in double-digits in all five games this season, including a career-high 23 in the season opener at Southern Methodist ... Junior guard **Dominique Jones** came up two points short of his eighth-career 30-point game with 28 points. He did, however, set a new career high with six steals, surpassing his previous best of four accomplished on six previous occasions ... Jones has now gone 24 straight games scoring in double digits. The last time he failed to pass the 10-point mark was on Dec. 22, 2008 vs. Oral Roberts in the San Juan Shootout.

JONES EARNS BIG EAST WEEKLY HONOR ROLL AWARD

Junior guard Dominique Jones was selected to the BIG EAST Weekly Honor Roll the first reporting week of the season, on Nov. 23. That week, Jones led the team with 19.4 points per game, 14 steals and 24 assists and was second on the squad with 7.2 rebounds per contest. He scored at least 13 points in each of the first five games, and had six or more rebounds in four of five games. The junior played all 40 minutes against South Carolina and Wilmington, and 38 minutes against Virginia. At the time, the native of Lake Wales, Fla., was fifth in the league in scoring, third in steals, ninth in assists, 17th in rebounding and first in minutes played.

JONES SELECTED TO CHARLESTON CLASSIC ALL-TOURNAMENT TEAM

After averaging 20.7 points and 7.7 rebounds in three games, guard Dominique Jones was selected to the Charleston Classic All-Tournament Team. In three games, Jones averaged 4.7 assists and 3.0 steals in 38.7 minutes per game. He shot 52.4 percent from the field and 30 percent from long range. He exploded for his season-high 28 points and had six steals, three assists and four rebounds in 40 minutes against UNC-Wilmington in the consolation game of the tournament.

WRAPPING UP USF VS. SOUTH CAROLINA

STARTERS

	Guard	Guard	Guard	Forward	Forward
SMU	Howard	Mercer	Jones	Gilchrist	Famous
UVA	Howard	Mercer	Jones	Gilchrist	Famous
DAV	Howard	Mercer	Jones	Gilchrist	Famous
USC	Howard	Mercer	Jones	Gilchrist	Famous
UNCW	Howard	Leemow	Jones	Gilchrist	Famous
KSU	Howard	Mercer	Jones	Gilchrist	Famous
FAU	Howard	Mercer	Jones	Gilchrist	Famous
Hamp	Howard	Mercer	Jones	Gilchrist	Famous
CMU	Howard	Leemow	Jones	Mercer (G)	Famous
UCF	Howard	Mercer	Jones	Fitzpatrick	Famous
USF					
USD					

South Carolina, who was receiving votes in the AP Poll Nov. 16, was averaging 19.3 points per game more than USF heading into the game, and USF only lost by three points ... USF outrebounded USC 22-15 in the first half, but were upended in that category, 24-15 in the second half ... USF hit 43.8 percent from the field, 38.5 percent from the arc and 70.4 from the line while USC was 37.1 from the field, 11.8 percent from long range and 70 percent at the line ... Junior **Dominique Jones** was one rebound away from recording back-to-back double-doubles, after he had

10 rebounds and 17 points against Davidson (Nov. 19). He had 17 points and nine rebounds against South Carolina (Nov. 20) ... Sophomore **Augustus Gilchrist** had 19 points, 10 of which came at the free throw line ... Gilchrist hit at least 10 free throws back-to-back games. Against Davidson, he was 15-of-16 and against USC he hit 10-of-12 ... Freshman **Shaun Noriega** scored his first points of his career, a three-pointer with 55 seconds left in the game, to bring the score within five.

WRAPPING UP USF VS. DAVIDSON

After hitting only 4-11 (36.4%) from the free throw line in the first half, USF finished the game 22-34 (64.7%) after draining eight-straight to open the second half ... Sophomore forward **Augustus Gilchrist** drained 15 free throws in the game, the second-most of all-time at USF, setting personal best marks in free throws made in a game and attempted, ... After scoring just two points in the first half, Gilchrist ended the night with 21 points, 15 of which were one-by-one ... Junior guard **Dominique Jones** recorded his third career double-double with 17 points and 10 rebounds ... Gilchrist and Jones combined for 29 of USF's 37 second-half points ... Freshman forward **Toarlyn Fitzpatrick** scored his first bucket with six minutes left in the first half ... Sophomore **Justin Leemow** continued his hot streak by hitting his first two threes of the game. He ended the game 2-4 from the arc. Dating back to the Virginia game, when Leemow was 3-of-3 from long range, he hit five consecutive threes.

GILCHRIST TOUTS BACK-TO-BACK CAREER NIGHTS

After scoring a career-high 23 points against SMU in the season opener, sophomore Augustus Gilchrist set two more career marks against Virginia on Nov. 16.

The forward from Clinton, Md., hit 7-of-7 free throws and dished out three assists, both career highs at the time. He also scored 18 or more points in back-to-back games for the first time in his career, hitting SMU for 23 and Virginia for 18.

LEEMOW FROM LONG RANGE

Sophomore guard Justin Leemow was 3-for-3 from behind the arc against Virginia (Nov. 16) to tie his personal best marks in total points (9), field goals made (3) and three-point field goals made (3).

Leemow, who had earned 22.5 minutes per game in a reserve role at the time, was the only non-starter to score for the Bulls until that point.

STARTERS DOMINATE STAT SHEET IN ROAD OPENER

USF's five starters scored all 67 points for the Bulls, grabbed 24-of-31 rebounds and

AP POLL

1. Kansas (61) 9-0
2. Texas (1) 8-0
3. Kentucky (1) 10-0
4. Purdue 9-0
5. Syracuse (2) 10-0
6. West Virginia 7-0
7. Duke 7-1
8. Villanova 9-1
9. Tennessee 7-1
10. North Carolina 8-2
11. Georgetown 8-0
12. Michigan State 8-2
13. Florida 8-1
14. Connecticut 6-2
15. Gonzaga 8-2
16. Texas Tech 9-0
17. Kansas State 9-1
18. Ohio State 7-2
19. New Mexico 10-0
20. Mississippi 8-1
21. Butler 7-3
22. Georgia Tech 6-1
23. Texas A&M 8-2
24. Washington 6-2
25. Cincinnati 6-2

ESPN/ USA TODAY

1. Kansas (30) 9-0
2. Texas 8-0
3. Kentucky (1) 10-0
4. Purdue 9-0
5. Syracuse 10-0
6. West Virginia 7-0
7. Duke 7-1
8. Tennessee 7-1
9. Villanova 9-1
10. North Carolina 8-2
11. Georgetown 8-0
12. Michigan State 8-2
13. Florida 8-1
14. Connecticut 6-2
15. Georgia Tech 6-1
16. Gonzaga 8-2
17. Butler 7-3
18. Ohio State 7-2
19. New Mexico 10-0
20. Texas Tech 9-0
21. Washington 6-2
22. Kansas State 9-1
23. UNLV 7-1
24. Clemson 8-2
25. Mississippi 8-1

Others Receiving Votes

Memphis 129, Wisconsin 110, UNLV 96, Clemson 84, Temple 83, Northwestern 59, Illinois 44, Miami (FL) 40, St. John's 30, Oklahoma State 29, Dayton 24, Charlotte 24, Seton Hall 24, Florida State 23, Missouri State 20, Brigham Young 14, Mississippi State 9, Virginia Tech 7, Baylor 6, Minnesota 5, North Carolina State 3, Cornell 3, Rhode Island 3, Tulsa 3, Wake Forest 2, Western Carolina 2, Northern Iowa 2, Pittsburgh 2, Army 1, William & Mary 1.

Others Receiving Votes

Cincinnati 76, Texas A&M 58, Wisconsin 58, Illinois 25, Temple 24, Memphis 21, Florida State 20, Brigham Young 17, Saint Mary's 17, Oklahoma State 15, Wake Forest 15, St. John's 14, Charlotte 14, Northwestern 13, Seton Hall 9, Dayton 9, Tulsa 9, Washington State 9, William & Mary 9, California 7, Missouri State 3, Western Carolina 3, Mississippi State 2, Northern Iowa 1, Baylor 1, Coastal Carolina 1.

BIG EAST PRESEASON POLL

1. Villanova (10)	218 points
2. West Virginia (5)	215
3. Connecticut (1)	185
4. Louisville	179
5. Georgetown	161
6. Syracuse	152
7. Cincinnati	135
8. Notre Dame	132
9. Pittsburgh	119
10. Seton Hall	110
11. St. John's	82
12. Marquette	78
13. Providence	52
14. USF	44
15. Rutgers	43
16. DePaul	15

First-place votes in parentheses

CAREER RECORD WATCH

SCORING

1.	Charlie Bradley	1982-85	2,319
2.	Altron Jackson	1999-02	2,017
3.	Radenko Dobras	1989-92	1,935
4.	B.B. Waldon	1999-02	1,869
5.	Chucky Atkins	1993-96	1,619
6.	Tony Grier	1980-82	1,475
7.	Gary Alexander	1989,91-92	1,272
8.	Hakim Shahid	1987-90	1,252
9.	Dominique Jones 2007-p		1,247
10.	Terrence Leather	2001-05	1,195

FIELD GOALS MADE

1.	Charlie Bradley	1982-85	892
2.	Altron Jackson	1999-02	776
3.	B.B. Waldon	1999-02	741
4.	Radenko Dobras	1989-92	714
5.	Tony Grier	1980-82	583
6.	Chucky Atkins	1993-96	526
7.	Gary Alexander	1989,91-92	507
8.	Hakim Shahid	1987-90	492
9.	Willie Redden	1979-82	463
10.	Jesse Salters	1993-95	442

Dominique Jones 2007-p 434

FREE THROWS MADE

1.	Charlie Bradley	1982-85	459
2.	Altron Jackson	1999-02	335
3.	Terrence Leather	2001-05	326
4.	Chucky Atkins	1993-96	323
5.	Tony Grier	1980-82	309
6.	B.B. Waldon	1999-02	296
7.	Radenko Dobras	1989-92	290
8.	Jesse Salters	1993-95	287
9.	Dominique Jones 2007-p		281
10.	Hakim Shahid	1987-90	268

3-POINT FG MADE

1.	Reggie Kohn	2000-03	252
2.	Chucky Atkins	1993-96	244
3.	Radenko Dobras	1989-92	217
4.	Cedric Smith	1998-01	183
5.	Derrick Sharp	1992-93	166
6.	Brian Swift	2002-05	164
7.	Melvin Buckley	2005-07	150
8.	Altron Jackson	1999-02	133
9.	Dominique Jones 2007-p		125
10.	James Holmes	2003-05	107

recorded all 13 assists and all three blocks in the season opener at SMU (Nov. 13).

Five players entered the game from the bench, attempting only five field goals, three of which were from long range. Two reserves played at least 17 minutes, while the other three combined for eight total minutes. Of the five subs, four were freshmen and one was a sophomore.

GILCHRIST DRAINS PERSONAL BEST 23

Sophomore Augustus Gilchrist led the Bulls with 23 points, his career best, in the season opener at SMU (Nov.13). In his rookie season, he led the Bulls in scoring, or tied for the lead, five times:

Jan. 7	Louisville	11 points (tied with Dominique Jones)
Jan. 14	at Pitt	22 points (tied with Jones)
Jan. 24	Villanova	18 points
Feb. 21	at UConn	15 points
Feb. 25	at Seton Hall	20 points (tied with Jones)

EXHIBITION MIXES EXPERIENCED RETURNERS WITH NEWCOMERS

After just one exhibition game against Florida Southern on Nov. 3, it's obvious that USF's six court-eligible newcomers will make an impact on the 2009-10 season. Junior Dominique Jones showed leadership with 20 points, eight assists and six rebounds while junior transfer Jarrid Famous added 20 points, eight rebounds and six assists in his USF debut. Senior Mike Mercer returned from his 2008 ACL injury to drop in 17 points on 7-10 shooting and 2-3 from behind the arc.

USF had four players score in double digits including Jones and Famous with 20 each. Mike Mercer added 17 points, while freshman Toarlyn Fitzpatrick put up 14 points.

Every active player for USF scored in the 110-79 victory and no player earned more than 27 minutes, with eight players notching at least 17 minutes.

BULLS TOP CENTURY MARK IN EXHIBITION WIN

In exhibition action against Florida Southern on Nov. 3, the Bulls scored more than 100 points for just the second time in Coach Stan Heath's tenure in Tampa. The only other time the Bulls have tallied triple digits was the 100-69 win over Florida Atlantic on Nov. 17, 2007. The Bulls did not score more than 80 points in any game during the 2008-09 season.

JONES TABBED PRESEASON ALL-BIG EAST

Junior guard Dominique Jones was named to the All-BIG EAST second team in a vote by the league's coaches during the conference's annual media day at Madison Square Garden. The All-BIG EAST accolade is the first preseason award for Jones in his career. He earned All-BIG EAST honorable mention after both his freshman and sophomore campaigns.

USF CAREER GAMES & STARTS

	Career Games	Career Starts	Consecutive Games	Consecutive Starts
Burwell	7	0	1	0
Famous	10	10	10	10
Fitzpatrick	10	1	10	1
Gilchrist	33	20	33	10
Howard	86	82	86	28
Jones	72	71	72	33
Kardok	14	0	1	0
Leemow	40	10	40	1
Mercer	14	11	14	5
Noriega	8	0	5	0

BULLS SESSION

WITH STAN HEATH

PRESENTED BY BEEF O'BRADY'S

	Location
Monday, Jan. 4	7 p.m. Citrus Park
Monday, Jan. 11	7 p.m. Busch/Himes
Monday, Jan. 18	7 p.m. USF
Monday, Jan. 25	7 p.m. Lutz
Monday, Feb. 1	7 p.m. Palma Ceia
Monday, Feb. 8	7 p.m. USF
Monday, Feb. 15	7 p.m. USF
Monday, Feb. 22	7 p.m. Brandon
Wednesday, March 3	7 p.m. USF

STAN HEATH TV SHOW

BRIGHT HOUSE SPORTS NETWORK

Thursday, Dec. 24	5:30 p.m.
Thursday, Dec. 31	5:30 p.m.
Thursday, Jan. 7	5:30 p.m.
Thursday, Jan. 14	5:30 p.m.
Thursday, Jan. 21	5:30 p.m.
Thursday, Jan. 28	5:30 p.m.
Thursday, Feb. 4	5:30 p.m.
Thursday, Feb. 11	5:30 p.m.
Thursday, Feb. 18	5:30 p.m.
Thursday, Feb. 25	5:30 p.m.
Thursday, March 4	5:30 p.m.

BULLS INK

DORITY AND AUSTIN

The University of South Florida men's basketball coach Stan Heath announced the signing of **point guard LaVonte Dority** and **center Waverly Austin** to NCAA Letters of Intent during the November signing period.

Dority is a 6-0, 180-pound point guard from Chicago's Edwin G. Foreman High, where he averaged 20 points, six assists and 4.8 rebounds last season. One of four Division I signees on his high school team, Dority led the Hornets to a 19-7 record in the Chicago Public League. Dority's strengths include creating scoring opportunities and attacking the basket. He is rated by ESPN as one of the top 50 point guards in the country.

Austin, at 6-10, 250-pounds, is ranked by ESPN as the 54th-best center in the country. Hailing from Fredericksburg, Va., Austin currently plays for Heat Basketball Academy in Martinsville, Va. Last season he helped God's Academy, a prep school in North Texas, to a 35-9 record in 2009, averaging 16.2 points, 7.9 rebounds and 3.4 blocks. He has also attended Courtland High School in Virginia and Yulee High School in Jacksonville, where his mother lives, and played AAU ball for the Delaware Takeover.

Austin runs the floor well and does a good job of crashing the boards on both ends while having a nice mid-range game. Defensively he has the ability to alter or block a lot of shots with his jumping ability.



HEAD COACH STAN HEATH

Third Season | Eastern Michigan, '88

Detroit, Mich. | USF ('07-Present) | Arkansas ('02-'07) | Kent State ('01-'02) | Michigan State ('96-'01) | Bowling Green ('94-'96) | Wayne State ('91-'94)

Stan Heath, whose eight-year head coaching career at the collegiate level has already included three NCAA tournament appearances, is building something special at the University of South Florida.

Heath, entering his third season as head men's basketball coach at USF during the 2009-10 campaign, led the Bulls to their most BIG EAST wins in 2008-09 and engineered the school's first victory against a top-10 ranked team.

The Bulls posted a 7-7 record at home, highlighted by a 57-56 win on Feb. 6, 2009 against No. 8 Marquette, ending a 32-game losing streak to teams ranked in the top 10.

"It's very special, one of the more special wins I've ever had in my career," said Heath after the win. "I don't want this to be the last one. I want to have more conversations like this in the future."

Heath arrived at that special moment after being named USF head coach on April 3, 2007 - marking the official start to a new era in the program's history.

In his two seasons in Tampa, Heath has guided three players to All-BIG EAST honors, including first-team selection Kentrell Gransberry in 2007-08 and record-setting guard Dominique Jones, who captured honorable mention laurels as a freshman and sophomore and was a unanimous pick on the All-Rookie Team.

Heath, 44, arrived at USF after serving as head coach at the University of Arkansas for five seasons. While with the Razorbacks, Heath guided the program to a pair of NCAA tournament appearances (2006, 2007) and an overall record of 82-71. UA posted 20-win campaigns in each of his final two seasons, and 2006-07 was highlighted by a run to the championship game of the SEC tournament and subsequent participation in the NAAs.

An outstanding recruiter throughout his career, Heath's signing classes have gained national recognition in recent years. National media outlets ranked his efforts among the top 15 in the country in 2003, 2004 and 2006. In his eight years (Arkansas, Kent State and USF) as a head coach, he has directed a total of nine players to all-league accolades and his rosters have featured a pair of freshman All-Americans, two conference defensive players of the year, one sixth man of the year and two NBA players, including one lottery pick.

Prior to Arkansas, Heath guided Kent State to a record-setting 2001-02 campaign in his first year as a head coach at the collegiate level. The Golden Flashes claimed the Mid-American Conference regular season and tournament titles en route to a 30-6 record and an appearance in the Elite Eight. KSU set a league record for wins that year, won 21 games in a row and defeated three nationally ranked opponents (No. 20 Oklahoma St., No. 8 Alabama, No. 9 Pittsburgh) during its historic postseason run.

While an assistant coach for five seasons (1996-97 - 2000-01) under Tom Izzo at Michigan State, Heath helped the Spartans develop into one of the top programs in all of college basketball. During his tenure, MSU advanced to the Final Four on three occasions (1999, 2000 and 2001), highlighted by the national championship in 2000. The Spartans compiled an overall record of 132-37 during his stay in East Lansing and also made one more Sweet 16 (1998) trip and participated in the National Invitation Tournament (1997).

The Detroit native has also made collegiate assistant coaching stops at Bowling Green State University (1994-95 - 1995-96), Wayne State University (1991-92 - 1993-94), Albion College (1989-90 - 1990-91) and Hillsdale College (1988-89). He began his coaching career at the prep level, working for one season (1987-88) at Lincoln High School in Ypsilanti, Mich.

A three-year letterwinner (1984-87) at Eastern Michigan University, Heath earned his bachelor's degree in social science in 1988. He went on to complete his master's work in sports administration in 1993 at Wayne State University.

Heath is married to the former Ramona Webb and the couple has two sons: Jordan and Joshua.

ALL-TIME BEST CAREER STARTS FOR HEAD COACHES (BY WINS)

Rank	Name	Record	Pct.
1.	Bill Guthridge, North Carolina (1998)	34-4	.895
2.	Bill Hodges, Indiana St. (1979)	33-1	.970
3.	Stan Heath, Kent St. (2002)	30-6	.833
4.	John Warren, Oregon (1945)	30-13	.698
5.	Phil Johnson, Weber St. (1969)	27-3	.900

STAN HEATH AT A GLANCE

- 141-120 overall (ninth year)
- Three 20-win seasons (30-6 in 2001-02, 22-10 in 2005-06, 21-14 in 2006-07)
- Three NCAA tournament appearances (2002, 2006 & 2007)
- 14 wins vs. nationally ranked top-25 teams
- Three nationally ranked recruiting classes
 - 2003: No. 7 (Recruiting Services Consensus Index)
 - 2004: No. 13 (Rivals.com), No. 16 (Hoop Scoop)
 - 2006: No. 14 (Scout.com), No. 15 (Rivals.com)
- 2002 MAC Coach of the Year, CBSsportsline.com and Collegelinsider.com National Rookie Coach of the Year
- Two freshman All-Americans
 - Patrick Beverley, 2007; Ronnie Brewer, 2004
- Two All-BIG EAST selections
 - Kentrell Gransberry, 2008; Dominique Jones, 2008, 2009
- One BIG EAST All-Rookie selection
 - Dominique Jones, 2008
- Five All-SEC selections
 - Patrick Beverley, 2007; Ronnie Brewer, 2006, 2005; Jonathon Modica, 2006, 2004
- One SEC Defensive Player of the Year
 - Steven Hill, 2007
- One SEC Sixth Man of the Year
 - Eric Ferguson, 2006
- One MAC Defensive Player of the Year
 - Demetric Shaw, 2002
- Three All-MAC selections
 - Trevor Huffman, Andrew Mitchell, Antonio Gates, 2002

HEATH'S CAREER

Head Coach

- 2007-p - University of South Florida
- 2002-07 - University of Arkansas
- 2001-02 - Kent State University

Assistant

- 1996-01 - Michigan State University
- 1994-96 - Bowling Green State University
- 1991-94 - Wayne State University (Associate H.C.)
- 1989-91 - Albion College (Mich.) (JV H.C.)
- 1988-89 - Hillsdale College (Mich.)
- 1987-88 - Lincoln HS (Ypsilanti, Mich.)

NBA PRODUCTS

- Charlie Bell - Milwaukee Bucks
- Patrick Beverly - Miami Heat
- Ronnie Brewer - Utah Jazz
- Antonio Daniels - New Orleans Hornets
- Morris Peterson - New Orleans Hornets
- Zach Randolph - L.A. Clippers
- Jason Richardson - Charlotte Bobcats
- Sonny Weems - Toronto Raptors

NFL PRODUCTS

- Antonio Gates - San Diego Chargers
- Matt Jones - Jacksonville Jaguars

EDUCATION

- Eastern Michigan University, 1988
- Bachelor's in social science
- Wayne State University, 1993
- Master's in sports administration

NCAA APPEARANCES

- 2006-07, Arkansas
- 2005-06, Arkansas
- 2001-02, Kent State

PLAYING CAREER

- Eastern Michigan University, 1984-87

MISCELLANEOUS

- Three 20-win seasons
- 14 wins against nationally ranked top-25 teams
- Three nationally ranked recruiting classes
- 2002 MAC Coach of the Year
- CBSsportsline.com National Rookie Coach of the Year
- Collegelinsider.com National Rookie Coach of the Year
- Two freshman All-Americans

PERSONAL

- Hometown: Detroit, Mich.
- Born: December 17, 1964
- Wife: Ramona (Webb)
- Children: Jordan and Joshua

STAN HEATH'S YEARLY RECORDS

Kent State University

Year	Overall	Home	Away	Neutral	Conf	Non-Conf	NCAA
2001-02	30-6	12-0	9-3	9-3	17-1	13-5	NCAA

University of Arkansas

Year	Overall	Home	Away	Neutral	Conf	Non-Conf	NCAA
2002-03	9-19	8-8	1-9	0-2	4-12	5-7	
2003-04	12-16	10-6	1-8	1-2	4-12	8-4	
2004-05	18-12	13-3	2-7	3-2	6-10	12-2	
2005-06	22-10	15-1	3-5	4-4	10-6	12-4	NCAA
2006-07	21-14	13-3	2-8	6-3	7-9	14-5	NCAA
At UA	82-71	59-21	9-37	14-13	31-49	51-22	

University of South Florida

Year	Overall	Home	Away	Neutral	Conf	Non-Conf
2007-08	12-19	7-8	3-10	2-1	3-15	9-4
2008-09	9-22	7-7	1-11	1-4	4-14	5-8
2009-10	8-2	5-1	1-0	2-1	--	8-2
At USF	29-43	19-16	5-21	5-6	7-29	22-14

Overall	141-120	90-37	23-61	28-22	55-79	86-41
----------------	----------------	--------------	--------------	--------------	--------------	--------------

Margin of Victory

(25 points or more)

Mar.	Opponent	Score	Date
+49	Oglethorpe	110-61	11/29/72
+44	Roosevelt	117-73	12/22/82
+43	Bethune-Cookman	93-50	11/26/84
+40	LIU-Brooklyn	92-52	12/28/02
+39	Winston-Salem State	87-48	12/29/07
+39	Nova Southeastern	99-60	11/22/02
+39	Eckerd	85-46	11/30/79
+39	Rio Grande	115-76	12/17/75
+38	Morgan State	91-53	01/03/00
+37	New Hampshire	88-51	12/28/90
+37	Bethune-Cookman	89-52	12/19/81
+36	FAU	86-50	12/05/98
+36	Dartmouth	90-54	12/28/84
+35	Jacksonville	78-43	12/07/96
+35	Missouri-St. Louis	95-60	01/21/74
+33	Bethune-Cookman	82-49	12/31/06
+33	Tulane	97-64	02/23/95
+33	Jacksonville	100-67	02/26/83
+33	Roosevelt	90-57	12/20/80
+33	Dickinson	88-55	01/07/76
+33	UCF	120-87	02/17/75
+32	Charlotte	86-54	01/28/85
+31	FAU	100-69	11/17/07
+31	Norfolk State	87-56	12/17/06
+31	Houston	88-57	12/26/02
+31	Harvard	94-63	12/29/99
+31	LIU-Brooklyn	85-54	12/22/98
+31	Central Conn. State	89-58	01/15/90
+31	Akron	102-71	12/17/83
+30	Texas-Arlington	81-51	12/29/04
+30	UCF	85-55	12/15/00
+30	Georgia Southern	78-48	12/29/95
+29	FIU	79-50	11/21/06
+29	FAU	109-80	12/14/99
+29	FIU	91-62	12/05/88
+28	Stetson	93-65	11/26/04
+28	UAB	75-47	02/21/01
+28	FAMU	87-59	12/07/84
+28	Furman	76-48	12/29/80
+27	Robert Morris	82-55	11/23/01
+27	SE Missouri State	75-48	03/04/95
+27	Virginia Tech	77-50	02/13/93
+27	Bethune-Cookman	82-55	12/01/92
+27	Jacksonville	86-59	03/04/90
+27	Bethune-Cookman	90-63	11/28/83
+27	Lehigh	89-62	01/09/75
+26	Davidson	96-70	11/17/00
+26	SE Missouri State	67-41	01/25/96
+26	Long Island	86-60	12/30/95
+26	Bethune-Cookman	92-66	11/26/85
+26	Texas A&M	73-47	12/27/83
+25	Stetson	77-52	12/06/05
+25	Bethune-Cookman	89-64	11/29/04
+25	Houston	93-68	01/27/01
+25	UCF	89-64	12/10/94
+25	Marist	84-59	01/03/84

Margin of Defeat

(25 points or more)

Mar.	Opponent	Score	Date
-46	Syracuse	65-111	12/04/87
-45	Louisville	40-85	01/10/04
-42	Florida State	53-95	01/29/73
-39	UAB	47-86	01/20/04
-37	UAB	41-78	12/31/93
-37	Florida	54-91	12/23/89
-37	N.C.State	88-125	12/08/72
-36	Michigan	56-92	12/29/87
-36	North Carolina	39-75	12/12/81
-35	Marquette	36-71	01/30/97
-35	North Carolina	65-100	02/16/77
-34	Cincinnati	69-103	12/04/76
-34	Florida State	84-118	02/09/74
-33	Marquette	63-96	01/11/03
-33	UNC Charlotte	56-89	01/20/96
-32	Florida	53-85	12/10/96
-32	Florida State	81-113	12/20/88
-32	Old Dominion	81-113	12/20/73
-31	North Carolina	62-93	12/03/79
-31	South Alabama	83-114	02/01/79
-31	Furman	60-91	12/02/78
-31	Florida State	72-103	02/26/77
-30	Southern Miss	60-90	03/04/93
-30	Tennessee	64-94	11/27/76
-29	Fordham	55-84	12/05/87
-29	Duke	66-95	12/05/83
-29	South Alabama	57-86	02/23/80
-29	South Alabama	55-84	01/13/80
-29	New Orleans	72-101	01/29/77
-28	Colorado	72-100	11/19/00
-28	TCU	49-77	01/25/92
-28	UAB	59-87	02/21/89
-28	Dayton	58-86	02/12/77
-28	St. Louis	67-95	02/11/73
-27	VCU	78-105	02/07/80
-27	Tennessee	90-117	12/10/73
-26	Louisville	55-81	01/10/07
-26	Cincinnati	48-74	01/27/05
-26	South Alabama	70-96	02/13/89
-26	DePaul	55-81	01/17/87
-26	Florida State	62-88	02/07/76
-25	Georgetown	40-65	02/18/09
-25	Southern Miss	50-75	02/09/97
-25	Virginia Tech	40-65	02/19/94
-25	UT-Chattanooga	68-93	02/18/76
-25	Auburn	52-77	12/02/74

Highest Scoring Games for USF

Opponent	Score	Date
UCF	120-87	02/17/75
TCU	117-108	01/05/02
Roosevelt	117-73	12/22/82
Rio Grande	115-76	12/17/75
UCF	115-96	02/22/72
Oglethorpe	110-61	11/29/72
FAU	109-80	12/14/99
Charlotte	106-94	01/15/83
Fordham	104-84	11/19/01
Alcorn State	104-84	11/26/91
Jacksonville	104-94	02/11/89
Miami	104-106	02/06/89
Monmouth	104-86	03/07/84
UT-Chattanooga	103-87	01/04/75
Missouri-St. Louis	103-93	12/22/73
FAMU	103-102	01/13/72
Akron	102-71	12/17/83
Mercer	101-85	12/13/73
FAU	100-69	11/17/07
Jacksonville	100-67	02/26/83
Iona	100-107	02/19/77
Florida Southern	100-80	03/01/75
UCF	100-88	12/11/72
Stetson	100-79	02/19/72
Nova Southeastern	99-60	11/22/02
Augusta	99-77	12/19/89
UCLA	98-103	12/23/99
Citadel	98-74	12/21/99
South Alabama	98-74	01/13/90
Tulane	97-64	02/23/95
Old Dominion	97-84	01/27/73
Alabama	97-123	12/09/71
Davidson	96-70	11/17/00
NE Illinois	96-77	12/27/91
Jacksonville	96-84	02/01/90
UCF	96-76	12/03/73
Bethune-Cookman	95-90	02/03/83
New Orleans	95-72	02/26/76
South Alabama	95-85	01/26/76
Missouri-St. Louis	95-60	01/21/74
Florida State	95-94	01/19/74
FAMU	95-108	01/30/73
Florida Southern	95-82	01/24/73
Rollins	95-83	02/24/72
Harvard	94-63	12/29/99
Old Dominion	94-93	02/07/90
FIU	94-80	11/27/89
Rider	94-89	12/28/88
South Alabama	94-83	02/10/83
FAMU	94-77	11/27/82
Hartford	94-74	01/05/77
UCF	94-76	11/19/75
Stetson	93-65	11/26/04
Houston	93-68	01/27/01
Miami	93-77	01/06/90
Bethune-Cookman	93-50	11/26/84
VMI	93-76	01/03/83
LIU-Brooklyn	92-52	12/28/02
Ball State	92-98	03/12/02
UCF	92-82	12/11/95
UCF	92-81	12/12/92
Florida State	92-88	12/20/91
Oral Roberts	92-99	12/07/91
Xavier	92-88	01/26/91
FIU	92-72	12/08/90
Bethune-Cookman	92-66	11/26/85
Boston University	92-81	01/03/76
Old Dominion	92-86	01/23/75
Jacksonville	91-78	11/25/05
Morgan State	91-53	01/03/00
Nicholls State	91-78	12/22/97
VCU	91-95	02/20/93
VCU	91-81	02/29/92
Stetson	91-75	11/22/91
FIU	91-92	02/28/89
FIU	91-62	12/05/88
Eastern Illinois	90-68	12/22/00
Tennessee	90-102	11/30/99
Old Dominion	90-71	11/30/91
Dartmouth	90-54	12/28/84
Bethune-Cookman	90-63	11/28/83
Charlotte	90-78	01/19/83
Florida State	90-77	12/10/82
Roosevelt	90-57	12/20/80
Eckerd	90-70	11/29/78
UT-Chattanooga	90-75	01/05/76
Citadel	90-78	01/08/74
Tennessee	90-117	12/10/73
Armstrong State	90-79	02/24/73

Highest Scoring Games for Opponent

Opponent	Score	Date
N.C.State	125-88	12/08/72
Alabama	123-97	12/09/71
Florida State	118-84	02/09/74
Tennessee	117-90	12/10/73
Florida	116-87	12/04/71
South Alabama	114-83	02/01/79
Florida State	113-81	12/20/88
Old Dominion	113-81	12/20/73
Syracuse	111-65	12/04/87
TCU	108-117	01/05/02
FAMU	108-95	01/30/73
Iona	107-100	02/19/77
Miami	106-104	02/06/89
New Orleans	106-85	01/26/72
VCU	105-78	02/07/80
Missouri-St. Louis	105-86	02/26/72
Florida State	103-72	02/26/77
Cincinnati	103-69	12/04/76
Tennessee	102-90	11/30/99
FAMU	102-103	01/13/72
New Orleans	101-72	01/29/77
Memphis	100-89	02/07/01
Colorado	100-72	11/19/00
Charlotte	100-84	02/09/80
Stetson	100-89	01/22/79
North Carolina	100-65	02/16/77
FAMU	100-88	01/16/74
Oral Roberts	99-92	12/07/91
Armstrong State	99-85	02/16/74
Southern Illinois-Carb.	99-73	12/20/71
Ball State	98-92	03/12/02
Louisville	98-75	01/07/93
Jacksonville	98-84	01/18/89
Southern Illinois-Carb.	98-86	02/28/72
Florida	98-77	12/14/71
Florida State	97-74	01/20/77
Marquette	96-63	01/11/03
Louisville	96-77	02/01/02
South Alabama	96-84	02/23/89
South Alabama	96-70	02/13/89
Cincinnati	96-75	12/06/75
UCF	96-115	02/22/72
Louisville	95-74	01/10/99
Florida State	95-88	11/29/94
VCU	95-91	02/20/93
Southern Miss	95-81	01/09/93
Duke	95-66	12/05/83
Charlotte	95-79	02/03/80
Duke	95-86	01/11/75
St. Louis	95-67	02/11/73
Florida State	95-53	01/29/73
Loyola-New Orleans	95-84	02/09/72
Wake Forest	95-68	01/22/72
Seton Hall	94-89	01/20/06
Houston	94-74	01/22/97
Florida State	94-73	12/30/92
Nicholls State	94-84	12/22/92
Jacksonville	94-104	02/11/89
Jacksonville	94-85	02/14/87
Charlotte	94-106	01/15/83
Tennessee	94-64	11/27/76
Florida State	94-95	01/19/74
Texas	93-76	11/21/98
North Carolina	93-62	12/03/79
UT-Chattanooga	93-68	02/18/76
Missouri-St. Louis	93-103	12/22/73
Mercer	93-88	01/19/72
Southern Miss	92-75	03/02/02
Florida	92-73	12/08/01
UAB	92-76	02/26/98
Southern Miss	92-87	03/13/92
FIU	92-91	02/28/89
Miami	92-71	03/01/88
Michigan	92-56	12/29/87
Florida	92-79	01/11/83
UAB	92-83	01/10/80
Georgia State	92-84	02/16/78
New Orleans	92-87	02/10/72
Houston	91-75	02/13/02
Memphis	91-72	03/04/00
VCU	91-80	03/05/94
Tulane	91-75	03/06/93
Florida	91-54	12/23/89
Jacksonville	91-75	01/23/80
Furman	91-60	12/02/78
Arkansas State	91-89	12/08/73
New Orleans	91-76	01/18/73
Rollins	91-76	01/10/72
Southern Miss	90-60	03/04/93
Old Dominion	90-70	02/09/89
Bethune-Cookman	90-95	02/03/83
VCU	90-81	01/26/80
Eckerd	90-72	12/06/77
West Florida	90-89	01/05/74
South Alabama	90-63	02/16/72
St. Bonaventure	90-74	01/31/72
Mississippi St.	90-77	12/10/71

The Last Time a Bull...**Scored 30 points**

March 3, 2009 (Dominique Jones, 30, vs. Cincinnati)

Scored 35 points

Jan. 17, 2009 (Dominique Jones, 35, at West Virginia)

Scored 40 points

Dec. 10, 1982 (Charlie Bradley, 42, vs. Florida State)

Scored 20 points in a half

Nov. 27, 2009 (Augustus Gilchrist, 23, 2nd Half, vs. FAU)

Two players with 20 points

Feb. 25, 2009 (Dominique Jones, 20 points; Augustus Gilchrist, 20 points)

A player had back-to-back 25-point games

Jan. 20, 2009 (Dominique Jones, 26, vs. DePaul) and Jan. 17, 2009 (35, at West Virginia)

One player scored in double figures

Dec. 21, 2008 (Jesus Verdejo, 26 points, vs. Wright State)

Five players scored in double figures

Nov. 24, 2007 (Jesus Verdejo 20, Orane Chin, 17, Kentrell Gransberry, 15, Chris Howard 12, Dominique Jones, 11)

Had 15 rebounds

Feb. 20, 2008 (Kentrell Gransberry, 18, at Cincinnati)

Had 20 rebounds

March 3, 2007 (Kentrell Gransberry, 23, at DePaul)

Had 25 rebounds

Feb. 22, 1990 (Hakim Shahid, 25, at Jacksonville)

Two players with 10 rebounds

Nov. 19, 2009 (Jarrid Famous, 11; Dominique Jones, 10 vs. Davidson)

Double-Double

Dec. 16, 2009 (Jarrid Famous, 11 points, 10 rebounds, vs. UCF)

Two players had a double-double

Nov. 17, 2007 (Kentrell Gransberry, 21 points, 10 rebounds; Chris Howard, 18 points, 11 assists, vs. FAU)

Double-Double with points and assists

Nov. 27, 2009 (Dominique Jones, 11 points, 10 assists, vs. FAU)

Triple-Double

Dec. 7, 2006 (McHugh Mattis, 22 points, 10 rebounds, 10 blocks, at Winston Salem State)

Two Double-Doubles in a row

Jan. 29, 2008 (Kentrell Gransberry, 15 points, 15 rebounds, at Marquette) and Jan. 23, 2008 (12 points, 10 rebounds, vs. Louisville)

Three Double-Doubles in a row

Jan. 9, 2008 (Kentrell Gransberry, 26 points, 11 rebounds, vs. Pittsburgh); Jan. 5, 2008 (14 points, 13 rebounds, at Syracuse); Jan. 2, 2008 (20 points, 17 rebounds, vs. Rutgers)

Four Double-Doubles in a row

Jan. 9, 2008 (Kentrell Gransberry, 26 points, 11 rebounds, vs. Pittsburgh); Jan. 5, 2008 (14 points, 13 rebounds, at Syracuse); Jan. 2, 2008 (20 points, 17 rebounds, vs. Rutgers); Dec. 29, 2007 (21 points, 14 rebounds, vs. Winston-Salem State)

20 points and 20 rebounds

March 3, 2007 (Kentrell Gransberry, 26 points, 23 rebounds, at DePaul)

10 assists

Nov. 27, 2009 (Dominique Jones, 10 vs. FAU)

15 assists

Feb. 21, 1981 (Vince Reynolds, 15, vs. Georgia State)

5 Blocked Shots

Jan. 7, 2009 (Augustus Gilchrist, 5, vs. Louisville)

5 Steals

Nov. 22, 2009 (Dominique Jones, 6, vs. UNC Wilmington)

Led USF in Points, Rebounds, Blocks and Steals

Dec. 7, 2006 (McHugh Mattis, 22 points, 10 rebounds, 10 blocks, 3 steals, at Winston Salem State)

Led USF in Points, Rebounds and Assists

Jan. 17, 2009 (Dominique Jones, 35 points, 8 rebounds, 3 assists, at West Virginia)

Played every minute

Nov. 22, 2009 (Dominique Jones, 40 minutes, UNC Wilmington)

Played 40 or more minutes

Dec. 3, 2008 (Chris Howard, 43 minutes, at UAB)

Player Fouled Out of Game

Nov. 20, 2009 (Justin Leemow, vs. South Carolina)

USF Player Received A Technical Foul

Dec. 16, 2008 (Mbolaji Ajaya, 14:13 left, 2nd half, vs. Vanderbilt)

USF Coach Received A Technical Foul

March 1, 2009 (Heath, 12:00 left, 2nd half, vs. West Virginia)

The Last Time USF ...**Won in Overtime**

Nov. 27, 2006 (77-72, vs. Stetson)

Lost in Overtime

Dec. 3, 2008 (77-78, at UAB)

Played Two Overtimes

Nov. 29, 2005 (L, 64-69, at FIU)

Played Three Overtimes

Feb. 8, 1979 (L, 73-75, at New Orleans, 4ot)

Shot 60 percent for a Half

Nov. 27, 2009 (15-of-25, 60 percent, 2nd Half, vs. FAU)

Shot 60 percent in a Game

Dec. 21, 2005 (27-of-44, 61.4 percent, vs. Stetson)

Shot 50 percent in both halves

Nov. 16, 2009 (54.5 percent, 1st Half; 52.2 percent, 2nd Half, vs. Virginia)

Shot less than 30 percent in a Game

March 7, 2009 (29.8 percent, at Rutgers)

Shot 90 percent from the free throw line

Feb. 25, 2009 (94.4 percent at Seton Hall)

Shot 100 percent from the free throw line

Feb. 27, 1981 (12-of-12, at Jacksonville)

Attempted less than five free throws

Feb. 21, 2009 (3-of-3, at Connecticut)

Shot 50 percent from 3-point line

Jan. 14, 2009 (7-of-14, 50 percent, at Pittsburgh)

Shot less than 30 percent in a half

March 7, 2009 (6-of-26, 23.1 percent, 2nd Half, at Rutgers)

Shot less than 20 percent in a half

Dec. 21, 2008 (4-of-21, 19.0 percent, 1st Half, vs. Wright State)

Shot less than 30 percent in both halves

Jan. 10, 2004 (25.0, 1st Half; 27.6 2nd Half, vs. Louisville)

Shot 55 percent or better and lost

Dec. 21, 2005 (27-of-44, 61.4 percent, vs. Iowa State)

Attempted 40 FTs

Dec. 8, 2007 (40, vs. UAB)

Made 30 FTs

Dec. 17, 2006 (32, vs. Norfolk State)

Made 10 3-pt FGs

Nov. 27, 2009 (10, vs. FAU)

Failed to make a 3-pt FG

March 3, 2004 (vs. UAB)

Had 40 rebounds

Dec. 2, 2009 (43, vs. Hampton)

Had 20 assists

Dec. 2, 2009 (20, vs. Hampton)

Had 10 steals

Nov. 22, 2009 (11, vs. UNC Wilmington)

Had 8 blocks

Nov. 27, 2009 (8, vs. FAU)

Had 10 blocks

Jan. 7, 2009 (10, vs. Louisville)

Scored 50 pts in a half

Nov. 17, 2007 (52, 1st Half, vs. FAU)

Scored 100 pts (Conference)

Jan. 5, 2002 (Won, 117-108, vs. TCU - C-USA)

Scored 100 pts (non-conf)

Nov. 17, 2007 (Won, 100-69, vs. FAU)

Scored under 20 pts in 1st half

Feb. 18, 2009 (17, vs. Georgetown)

Scored under 20 pts in 2nd half

March 7, 2009 (19, at Rutgers)

Scored under 50 pts in a game

March 7, 2009 (42, at Rutgers)

Had less than 10 turnovers

Nov. 27, 2009 (9, vs. FAU)

The Last Time an Opponent (Individual) ...**Scored 30 points**

Dec. 22, 2008 (Robert Jarvis, 34, Oral Roberts)

Scored 35 points

Dec. 17, 2002 (P.J. Smith, 35, Northern Illinois)

Two players with 20 points

Dec. 16, 2008 (A.J. Ogilvy, 20 points; Jermaine Beal, 20 points, Vanderbilt)

Five players scored in double figures

Jan. 5, 2008 (Donte Green, 21 points; Paul Harris, 20 points; Arinze Onuaku, 16 points; Scoop Jardine, 14 points; Jonny Flynn, 12 points)

Double-Double

Dec. 2, 2009 (Charles Funches, 11 points, 10 rebounds, Hampton)

Double-Double with points and assists

Jan. 14, 2009 (Levance Fields, 11 points, 13 assists, Pittsburgh)

Two players had a double-double

Jan. 14, 2009 (DeJuan Blair, 13 points 18 rebounds; Levance Fields, 11 points, 13 assists, Pittsburgh)

Had 15 rebounds

Nov. 22, 2009 (John Fields, 15, UNC Wilmington)

Had 20 rebounds

Jan. 25, 2003 (Erroyl Bing, 24, East Carolina)

Had 10 assists

Jan. 14, 2009 (Levance Fields, 13, Pittsburgh)

5 Blocked Shots

Nov. 20, 2009 (Sam Muldrow, 6, South Carolina)

5 Steals

Feb. 25, 2009 (Robert Mitchell, 5, Seton Hall)

Opposing Player Received A Technical Foul

Nov. 14, 2008 (Papa Dia, 8:05 left, 2nd half, SMU)

The Last Time an Opponent (Team) ...**Shot less than 30 percent in a Game**

Nov. 29, 2008 (Northeastern, 24.1 percent)

Shot less than 30 percent in a Game (BIG EAST)

Jan. 24, 2007 (Rutgers, 27.6 percent)

Shot 60 percent in a Game

Jan. 3, 2003 (Colorado State, 63.0 percent)

Shot 55 percent or better and lost

March 5, 2003 (Tulane, 55.4 percent)

Scored 100 pts

Jan. 5, 2002 (USF Won, 117-108, vs. TCU)

Scored under 20 pts in 1st half

Dec. 2, 2009 (Hampton, 19)

Scored under 20 pts in 2nd half

March 7, 2009 (Rutgers, 19)

Scored under 50 pts in a game

Nov. 16, 2009 (Virginia, 49)

Had 25 assists

Jan. 20, 2004 (UAB, 26)

Had 15 steals

Jan. 8, 2006 (Syracuse, 16)

Had 10 blocks

Jan. 7, 2009 (Louisville, 10)

NOV. 3 | EXHIBITION | FLORIDA SOUTHERN | W, 110-79

Official Basketball Box Score -- Game Totals -- Final Statistics
 Florida Southern vs University of South Florida
 11/03/09 7 p.m. at Tampa, Fla. (Sun Dome)

VISITORS: Florida Southern 0-0		REBOUNDS																	
		TOT-FG	3-PT	FG-FGA		FT-FTA		OF	DE	TOT	PF	TP	A	TO	BLK	S	MIN		
15	THOMPSON, John..... f	7-12	0-0	1-2	4 3	7 7	2	15	0	0	1	4	1	0	0	0	24		
21	FREDRICK, Preston..... f	0-3	0-0	4-7	3 2	5 1	4	1	1	0	2	2	0	0	0	0	20		
01	JENKINS, Brandon..... g	4-14	1-3	2-2	2 1	3 1	11	2	3	0	0	0	0	0	0	0	30		
02	JENKINS, Terry..... g	7-15	1-7	2-4	1 1	2 1	17	1	1	0	0	0	0	0	0	0	30		
22	ELLISSON, Damon..... g	4-11	0-2	0-0	0 0	0 4	8	2	1	0	0	1	0	0	0	0	20		
05	WOOD, David..... g	5-10	2-4	2-5	1 1	2 3	14	0	3	0	0	0	0	0	0	0	14		
11	HUBBLE, Jay..... g	0-0	0-0	0-0	0 1	1 0	0	1	1	0	0	0	0	0	0	0	5		
13	MILLER, John..... g	0-0	0-0	0-0	1 1	2 0	0	1	0	0	0	0	0	0	0	0	6		
20	RAVFIELD, Rion..... g	0-0	0-0	0-0	0 1	1 0	0	0	0	0	0	0	0	0	0	0	0		
23	HAWKINS, Andre..... g	2-4	0-0	0-0	1 3	4 1	4	0	0	0	1	0	0	0	0	0	17		
33	WOOTEN, Cameron..... g	1-4	0-0	0-0	3 1	4 2	2	2	1	1	0	1	1	0	0	0	15		
40	BAILEY, Brett..... g	2-3	0-0	0-0	0 1	1 1	4	0	1	0	0	0	0	0	0	0	6		
44	GARDNER, Jon..... g	0-2	0-0	0-0	1 2	3 1	1	0	1	0	0	0	0	0	0	0	13		
TEAM.....								6		2		8							
Totals.....		32-78	4-16	11-20	23 20	43 17	79	10	12	1	5	20							
TOTAL FG% 1st Half: 14-36 38.9%		2nd Half: 18-42 42.9%		Game: 41.0%		DEADB													
3-Pt. FG% 1st Half: 2-9 22.2%		2nd Half: 2-7 28.6%		Game: 25.0%		REBS													
F Throw % 1st Half: 2-4 50.0%		2nd Half: 9-16 56.3%		Game: 55.0%		3													

HOME TEAM: University of South Florida 0-0		REBOUNDS																	
		TOT-FG	3-PT	FG-FGA		FT-FTA		OF	DE	TOT	PF	TP	A	TO	BLK	S	MIN		
24	GILCHRIST, Augustus..... f	4-9	0-3	1-1	2 2	4 4	9	0	2	4	0	18							
31	FAMOUS, Jarrid..... f	9-12	0-0	1-2	5 3	8 2	20	6	0	2	1	27							
03	HOWARD, Chris..... g	3-6	0-0	0-1	2 1	3 2	6	1	0	0	1	21							
20	JONES, Dominique..... g	7-12	1-3	5-9	0 6	6 0	20	8	0	1	2	25							
33	MERCER, Mike..... g	7-10	2-3	1-1	1 2	1 2	17	2	1	0	1	24							
04	DUMARS, Jordan..... g	2-4	0-0	0-2	2 2	1 6	2	0	0	0	0	17							
05	LEEMOW, Justin..... g	2-3	0-1	0-1	1 2	3 2	4	5	1	0	2	18							
13	KARDOK, Ryan..... g	2-2	1-1	1-2	0 2	2 1	6	2	0	0	1	10							
22	NORIEGA, Shaun..... g	2-4	0-0	0-0	0 0	0 0	6	0	0	0	0	9							
23	BURWELL, Mike..... g	1-3	0-1	0-0	0 0	0 2	2	0	1	0	0	7							
32	FITZPATRICK, Toarlyn..... g	6-9	0-0	2-3	1 7	8 2	14	2	3	0	0	24							
TEAM.....								2		3		5							
Totals.....		45-74	8-20	12-20	14 29	43 17	110	28	8	8	7	200							
TOTAL FG% 1st Half: 19-37 51.4%		2nd Half: 26-37 70.3%		Game: 60.8%		DEADB													
3-Pt. FG% 1st Half: 2-10 20.0%		2nd Half: 6-10 60.0%		Game: 40.0%		REBS													
F Throw % 1st Half: 8-11 72.7%		2nd Half: 4-9 44.4%		Game: 60.0%		3													

Officials: Tony Greene, Tim Clougherty, Brent Barnaky
 Technical fouls: Florida Southern-None. University of South Florida-None.
 Attendance: 48
 Score by Periods: 1st 2nd Total
 Florida Southern..... 32 47 - 79
 University of South Florida... 48 62 - 110
 Points in the paint-FSM 38,USF 62. Points off turnovers-FSM 11,USF 20.
 2nd chance points-FSM 18,USF 10. Fast break points-FSM 4,USF 26.
 Bench points-FSM 24,USF 38. Score tied-3 times. Lead changed-2 times.
 Last FG-FSM 2nd-00:23, USF 2nd-00:27.
 Largest lead-FSM by 2 1st-18:30, USF by 33 2nd-00:27.

GAME ONE | NOV. 13 | SOUTHERN METHODIST | W, 67-61

Official Basketball Box Score -- Game Totals -- Final Statistics
 University of South Florida vs SMU Mustangs
 11/13/09 7:35 p.m. at Dallas, Texas (Moody Coliseum)

VISITORS: University of South Florida 1-0		REBOUNDS																	
		TOT-FG	3-PT	FG-FGA		FT-FTA		OF	DE	TOT	PF	TP	A	TO	BLK	S	MIN		
31	FAMOUS, Jarrid..... f	2-5	0-0	5-8	0 2	2 4	9	0	2	2	4	9	0	3	0	0	29		
24	GILCHRIST, Augustus..... c	8-12	1-1	6-8	4 5	9 2	23	0	4	2	0	0	0	0	0	0	31		
03	HOWARD, Chris..... g	6-8	0-2	2-2	0 4	4 2	14	7	1	1	0	0	0	0	0	0	38		
20	JONES, Dominique..... g	4-11	3-8	2-2	1 5	6 3	13	6	3	0	1	36							
33	MERCER, Mike..... g	3-6	2-3	0-1	0 3	1 8	0	0	0	0	0	2	1	0	0	0	21		
04	DUMARS, Jordan..... g	0-0	0-0	0-0	0 0	0 0	0	0	0	0	0	0	0	0	0	0	5		
05	LEEMOW, Justin..... g	0-3	0-2	0-0	0 1	1 5	0	0	2	0	0	17							
22	NORIEGA, Shaun..... g	0-1	0-0	0-0	0 0	0 0	0	0	0	0	0	0	0	0	0	0	1		
23	BURWELL, Mike..... g	0-1	0-1	0-0	0 0	0 0	0	0	0	0	0	0	0	0	0	0	2		
32	FITZPATRICK, Toarlyn..... g	0-0	0-0	0-0	1 2	3 2	0	0	0	0	0	0	0	0	0	0	20		
TEAM.....								2		3		5		20					
Totals.....		23-47	6-17	15-21	8 23	31 21	67	13	13	3	5	200							
TOTAL FG% 1st Half: 10-27 37.0%		2nd Half: 13-20 65.0%		Game: 48.9%		DEADB													
3-Pt. FG% 1st Half: 2-9 22.2%		2nd Half: 4-8 50.0%		Game: 35.3%		REBS													
F Throw % 1st Half: 7-9 77.8%		2nd Half: 8-12 66.7%		Game: 71.4%		2													

HOME TEAM: SMU Mustangs 0-1		REBOUNDS																	
		TOT-FG	3-PT	FG-FGA		FT-FTA		OF	DE	TOT	PF	TP	A	TO	BLK	S	MIN		
01	FAYE, Mouhammad..... f	5-11	1-5	1-3	0 4	4 4	12	1	0	2	1	28							
42	DIA, Papa..... f	2-7	0-0	2-2	3 5	8 4	6	1	1	0	0	20							
03	WILLIAMS, Derek..... g	8-13	0-2	3-4	0 1	1 1	19	2	2	0	0	37							
23	MCCOY, Paul..... g	4-11	0-3	0-1	1 6	7 1	8	2	0	0	3	38							
30	HARP, Ryan..... g	0-3	0-0	2-2	2 0	2 0	2	0	0	0	0	24							
00	CLINKSCALES, Rodney..... g	2-2	0-0	0-0	0 0	0 1	6	0	0	0	1	7							
02	HAYNES, Justin..... g	1-2	0-0	0-0	1 0	1 3	2	0	0	0	0	14							
13	OTIS, Frank..... g	0-0	0-0	0-0	0 0	0 4	0	0	1	0	0	7							
24	NYAKUNDI, Robert..... g	1-4	1-2	2-2	1 0	1 0	5	1	1	0	0	9							
44	LUTTMAN, Myles..... g	0-0	0-0	1-3	0 4	4 3	1	0	1	0	1	16							
TEAM.....								3		3		6							
Totals.....		23-53	4-14	11-17	11 20	31 21	61	7	12	2	6	200							
TOTAL FG% 1st Half: 10-26 38.5%		2nd Half: 13-27 48.1%		Game: 43.4%		DEADB													
3-Pt. FG% 1st Half: 2-8 25.0%		2nd Half: 2-6 33.3%		Game: 28.6%		REBS													
F Throw % 1st Half: 10-14 71.4%		2nd Half: 1-3 33.3%		Game: 64.7%		2													

Officials: Steve Pyatt, Jeb Hartness, Duke Edsall
 Technical fouls: University of South Florida-None. SMU Mustangs-None.
 Attendance: 2213
 Score by Periods: 1st 2nd Total
 University of South Florida... 29 38 - 67
 SMU Mustangs..... 32 29 - 61
 Points in the paint-USF 20,SMU 28. Points off turnovers-USF 15,SMU 16.
 2nd chance points-USF 14,SMU 12. Fast break points-USF 4,SMU 4.
 Bench points-USF 0,SMU 14. Score tied-5 times. Lead changed-11 times.
 Last FG-USF 2nd-01:24, SMU 2nd-00:05.
 Largest lead-USF by 9 2nd-05:32, SMU by 6 1st-18:38.

GAME TWO | NOV. 16 | VIRGINIA | W, 66-49

Official Basketball Box Score -- Game Totals -- Final Statistics
 Virginia vs University of South Florida
 11/16/09 7:45 p.m. at Tampa, Fla. (Sun Dome)

VISITORS: Virginia 1-1		REBOUNDS															
		TOT-FG	3-PT	FG-FGA		FT-FTA		OF	DE	TOT	PF	TP	A	TO	BLK	S	MIN
32	Mike Scott..... f	4-9	0-0	1-2	1 4	5 9	0	0	0	0	16						
02	Mustapha Farrakhan..... g	1-9	0-2	1-1	0 1	1 3	2	1	0	0	29						
13	Sammy Zeglinski..... g	1-4	0-1	0-0	0 0	0 4	2	2	2	1	24						
15	Sylvan Landesberg..... g	5-14	0-1	4-4	1 1	2 14	2	0	0	0	33						
23	Jeff Jones..... g	3-10	1-7	0-0	1 4	5 0	7	0	0	1	28						
01	Jontel Evans..... g	1-1	0-0	0-0	0 0	0 1	2	0	0	0	13						
04	Calvin Baker..... g	2-4	1-1	0-0	1 2	2 5	1	0	0	0	15						
22	Will Sherrill..... g	0-0	0-0	2-2	0 1	1 0	2	0	0	0	4						
24	Tristan Spurlock..... g	0-0	0-0	1-2	1 0	1 0	1	0	2	0	9						
45	Solomon Tat..... g	0-0	0-0	0-0	0 0												

GAME FOUR | NOV. 20 | SOUTH CAROLINA | L, 66-69

Official Basketball Box Score -- Game Totals -- Final Statistics
 University of South Florida vs South Carolina
 11/20/09 9:30pm at Carolina First Arena

VISITORS: University of South Florida 3-1		REBOUNDS									
TOT-FG 3-PT											
##	Player Name	FG-FGA	FG-FGA	FT-FTA	OF DE TOT	PF	TP	A TO	BLK	S	MIN
24	GILCHRIST, Augustus..... f	4-11	1-1	10-12	5 2 7	4	19	1 3	1	0	33
31	FAMOUS, Jarrid..... c	6-10	0-0	4-6	3 6 9	2	16	0 3	0	1	37
03	HOWARD, Chris..... g	2-7	1-5	0-0	1 2 3	3	5	4 2	0	1	38
20	JONES, Dominique..... g	5-10	2-4	5-9	0 9 9	3	17	5 5	1	0	40
33	MERCER, Mike..... g	1-4	0-1	0-0	2 2 4	3	2	0 2	0	0	18
05	LEEMOW, Justin..... g	0-3	0-1	0-0	0 0 0	5	0	1 1	0	1	23
22	NORIEGA, Shaun..... g	1-1	1-1	0-0	0 0 0	0	3	0 0	0	0	2
23	BURWELL, Mike..... g	0-0	0-0	0-0	0 0 0	1	0	0 0	0	0	0+
32	FITZPATRICK, Toarlyn..... g	2-2	0-0	0-0	1 1 2	1	4	0 0	0	1	9
TEAM.....				3 3				1			
Totals.....		21-48	5-13	19-27	12 25 37	22	66	11 17	2	4	200
TOTAL FG% 1st Half: 13-25 52.0%		2nd Half: 8-23 34.8%		Game: 43.8%		DEADB					
3-Pt. FG% 1st Half: 1-5 20.0%		2nd Half: 4-8 50.0%		Game: 38.5%		REBS					
F Throw % 1st Half: 8-11 72.7%		2nd Half: 11-16 68.8%		Game: 70.4%		3					

HOME TEAM: South Carolina 4-0		REBOUNDS									
TOT-FG 3-PT											
##	Player Name	FG-FGA	FG-FGA	FT-FTA	OF DE TOT	PF	TP	A TO	BLK	S	MIN
21	ARCHIE, Dominique..... f	5-12	1-4	4-4	3 3 6	3	15	1 2	0	2	34
30	JACKSON, Lakeem..... f	0-4	0-2	1-2	0 2 2	1	1	2 1	0	0	19
44	MULDROW, Sam..... g	4-10	0-2	2-4	2 4 6	3	10	0 1	6	2	26
24	HOLMES, Mike..... g	4-6	0-0	0-0	4 4 8	5	8	0 2	0	0	16
02	DOWNNEY, Devan..... g	6-12	0-2	5-6	0 3 3	1	17	0 2	0	2	35
05	RALEY-ROSS, Brandis..... g	1-8	1-5	2-2	1 0 1	1	5	0 0	0	0	27
12	GALLOWAY, Ramon..... g	1-5	0-2	5-8	0 0 0	0	7	0 0	0	0	16
25	STEED, Austin..... g	1-3	0-0	2-2	4 0 4	3	4	0 0	0	0	16
31	BANIULUS, Evaldus..... g	0-0	0-0	0-0	0 0 0	0	0	0 0	0	0	3
32	JEFFERSON, Johndre..... g	1-2	0-0	0-2	2 4 6	2	2	0 1	1	1	8
TEAM.....				3 3				1			
Totals.....		23-62	2-17	21-30	19 20 39	19	69	3 10	7	7	200
TOTAL FG% 1st Half: 11-32 34.4%		2nd Half: 12-30 40.0%		Game: 37.1%		DEADB					
3-Pt. FG% 1st Half: 0-8 0.0%		2nd Half: 2-9 22.2%		Game: 11.8%		REBS					
F Throw % 1st Half: 7-10 70.0%		2nd Half: 14-20 70.0%		Game: 70.0%		4					

Officials: Brent Smith, Kevin Mathis, Mike Wood
 Technical fouls: University of South Florida-None. South Carolina-None.
 Attendance: 2391
 Score by Periods 1st 2nd Total
 University of South Florida... 35 31 - 66
 South Carolina..... 29 40 - 69
 Points in the paint-USF 20, USC 38. Points off turnovers-USF 9, USC 13.
 2nd chance points-USF 13, USC 22. Fast break points-USF 4, USC 2.
 Bench points-USF 7, USC 18. Score tied-3 times. Lead changed-2 times.
 Last FG-USF 2nd-00:00, USC 2nd-04:31.
 Largest lead-USF by 10 1st-12:30, USC by 8 2nd-00:57.

GAME SIX | NOV. 25 | KENT STATE | W, 76-54

Official Basketball Box Score -- Game Totals -- Final Statistics
 Kent State vs University of South Florida
 11/25/09 7 p.m. at Tampa, Fla. (Sun Dome)

VISITORS: Kent State 4-2		REBOUNDS									
TOT-FG 3-PT											
##	Player Name	FG-FGA	FG-FGA	FT-FTA	OF DE TOT	PF	TP	A TO	BLK	S	MIN
34	GREENE, Justin..... f	6-12	0-0	1-2	2 4 6	1	13	0 4	1	1	23
55	PARKS, Brandon..... c	2-4	0-0	0-0	4 2 6	1	4	1 1	0	0	19
00	EVANS, Tyree..... g	3-12	2-6	0-2	1 2 3	1	8	1 1	0	1	32
22	MCKEAN, Mike..... g	2-6	2-5	0-0	1 1 2	1	6	1 0	0	0	23
32	SHERMAN, Rodriguez..... g	5-11	0-1	1-2	2 2 4	3	11	2 1	0	1	26
01	JOYCE, Cameron..... g	0-0	0-0	0-0	0 0 0	0	2	0 0	0	0	8
03	HOLT, Randal..... g	1-3	0-1	0-0	0 0 0	1	2	1 2	0	1	12
05	PINCKNEY, Ian..... g	0-2	0-0	0-0	0 0 0	0	0	0 0	0	0	4
21	SIMPSON, Anthony..... g	2-9	0-1	2-2	3 3 6	3	6	0 0	0	0	23
25	AVILA, Greg..... g	1-1	0-0	2-2	2 0 2	1	2	0 3	0	0	5
30	HENRY-ALA, Frank..... g	1-4	0-1	0-0	2 1 3	1	2	0 1	0	2	20
42	GRIMSLEY, Alex..... g	0-0	0-0	0-0	1 1 2	0	0	0 0	0	0	5
TEAM.....				2 2				0 0			
Totals.....		23-64	4-15	4-10	18 18 36	13	54	8 13	2	6	200
TOTAL FG% 1st Half: 9-29 31.0%		2nd Half: 14-35 40.0%		Game: 35.9%		DEADB					
3-Pt. FG% 1st Half: 1-7 14.3%		2nd Half: 3-8 37.5%		Game: 26.7%		REBS					
F Throw % 1st Half: 1-2 50.0%		2nd Half: 3-8 37.5%		Game: 40.0%		3					

HOME TEAM: University of South Florida 5-1		REBOUNDS									
TOT-FG 3-PT											
##	Player Name	FG-FGA	FG-FGA	FT-FTA	OF DE TOT	PF	TP	A TO	BLK	S	MIN
24	GILCHRIST, Augustus..... f	8-14	3-4	0-0	4 3 7	0	19	1 3	1	1	30
31	FAMOUS, Jarrid..... f	7-8	0-0	2-3	5 3 8	0	16	2 2	0	0	27
03	HOWARD, Chris..... g	1-4	0-2	0-0	1 0 1	0	2	7 1	0	0	20
20	JONES, Dominique..... g	4-5	1-2	1-1	0 4 4	1	10	4 1	0	0	24
33	MERCER, Mike..... g	2-5	1-3	1-2	0 5 5	0	6	0 1	0	1	17
04	DUMARS, Jordan..... g	2-4	2-4	0-0	0 0 0	2	6	0 0	0	0	13
05	LEEMOW, Justin..... g	1-5	1-4	0-0	0 3 3	1	3	3 1	0	2	15
13	KARDOK, Ryan..... g	0-1	0-0	0-0	0 0 0	2	0	1 1	0	1	10
22	NORIEGA, Shaun..... g	1-3	1-2	0-0	0 1 1	0	3	0 0	0	0	10
23	BURWELL, Mike..... g	1-4	0-1	0-0	0 2 2	1	2	2 0	0	0	14
32	FITZPATRICK, Toarlyn..... g	4-8	0-0	1-2	1 3 4	1	9	1 3	2	0	20
TEAM.....				3 2 5				1 4 5			
Totals.....		31-61	9-22	5-8	14 26 40	8	76	21 13	3	5	200
TOTAL FG% 1st Half: 17-31 54.8%		2nd Half: 14-30 46.7%		Game: 50.8%		DEADB					
3-Pt. FG% 1st Half: 5-12 41.7%		2nd Half: 4-10 40.0%		Game: 40.9%		REBS					
F Throw % 1st Half: 2-4 50.0%		2nd Half: 3-4 75.0%		Game: 62.5%		1					

Officials: Mike Kitts, Jim Burr, Bernard Clinton
 Technical fouls: Kent State-None. University of South Florida-None.
 Attendance: 4189
 Score by Periods 1st 2nd Total
 Kent State..... 20 34 - 54
 University of South Florida... 41 35 - 76
 Points in the paint-KSU 34, USF 30. Points off turnovers-KSU 18, USF 15.
 2nd chance points-KSU 10, USF 8. Fast break points-KSU 2, USF 2.
 Bench points-KSU 12, USF 23. Score tied-1 time. Lead changed-0 times.
 Last FG-KSU 2nd-03:53, USF 2nd-01:21.
 Largest lead-KSU None, USF by 28 2nd-09:28.

GAME FIVE | NOV. 22 | UNC-WILMINGTON | W, 74-66

Official Basketball Box Score -- Game Totals -- Final Statistics
 UNC Wilmington vs University of South Florida
 11/22/09 3:30pm at Carolina First Arena

VISITORS: UNC Wilmington 1-4		REBOUNDS									
TOT-FG 3-PT											
##	Player Name	FG-FGA	FG-FGA	FT-FTA	OF DE TOT	PF	TP	A TO	BLK	S	MIN
21	Lacy, Dominique..... f	3-9	1-3	0-0	2 2 4	3	7	2 2	0	0	25
32	FIELDS, John..... f	8-16	0-0	1-2	6 9 15	3	17	3 2	1	1	28
02	Rendleman, Keith..... g	2-4	0-0	2-2	2 1 3	1	6	0 1	0	2	15
05	Tomko, Chad..... g	7-11	1-5	2-4	0 1 1	1	17	3 4	1	0	35
14	Wolf, Johnny..... g	2-2	1-1	0-0	0 2 2	0	5	0 2	0	0	15
01	Downey, Montez..... g	0-4	0-4	0-0	1 0 1	2	0	2 0	0	0	20
04	Wilson, Matt..... g	0-0	0-0	0-0	0 0 0	1	0	0 0	0	0	2
22	Bsnight, Jeremy..... g	0-0	0-0	0-0	0 0 0	0	2	0 0	1	0	2
24	Ohuaregbe, Will..... g	5-7	0-0	1-2	3 5 8	3	11	1 1	0	0	25
30	Felder, Darryl..... g	1-3	1-1	0-0	0 0 0	0	3	2 0	0	0	12
31	Deloach, Trevor..... g	0-3	0-1	0-0	1 1 2	2	0	1 2	0	0	12
34	Grant, Ahmad..... g	0-0	0-0	0-0	0 0 0	1	0	0 1	0	1	9
TEAM.....				1 1				1 1			
Totals.....		28-59	4-15	6-10	16 21 37	21	66	12 18	1	7	200
TOTAL FG% 1st Half: 14-27 51.9%		2nd Half: 14-32 43.8%		Game: 47.5%		DEADB					
3-Pt. FG% 1st Half: 1-5 20.0%		2nd Half: 3-10 30.0%		Game: 26.7%		REBS					
F Throw % 1st Half: 3-4 75.0%		2nd Half: 3-6 50.0%		Game: 60.0%		3					

HOME TEAM: University of South Florida 4-1		REBOUNDS									
TOT-FG 3-PT											
##	Player Name	FG-FGA	FG-FGA	FT-FTA	OF DE TOT	PF	TP	A TO	BLK	S	MIN
24	GILCHRIST, Augustus..... f	5-10	0-1	4-6	4 2 6	3	14	0 3	0	0	29
31	FAMOUS, Jarrid..... f	5-8	0-0	3-4	2 2 4	4	13	0 3	1	0	30
03	HOWARD, Chris..... g	4-7	0-1	0-1	0 1 1	2	8	3 3	0	2	30
05	LEEMOW, Justin..... g	2-6	0-4	0-1	0 1 1	2	4	3 0	0	2	28
20	JONES, Dominique..... g	9-17	1-4	9-14	2 2 4	1	28	3 3	0	6	40
32	FITZPATRICK, Toarlyn..... g	1-1	0-0	1-2	2 4 6	3	3	1 3	2	1	21
33	MERCER, Mike..... g	2-5	0-2	0-0	0 4 4	0	4	0 2	0	0	22
TEAM.....				3 3				3 3			
Totals.....		28-54	1-12	17-28	13 16 29	15	74	12 15	3	11	200
TOTAL FG% 1st Half: 14-25 56.0%		2nd Half: 14-29 48.3%		Game: 51.9%		DEADB					
3-Pt. FG% 1st Half: 0-3 0.0%		2nd Half: 1-9 11.1%		Game: 8.3%		REBS					
F Throw % 1st Half: 9-13 69.2%		2nd Half: 8-15 53.3%		Game: 60.7%		3					

Officials: Hal Lusk, Andrew Walton, Patrick Adams
 Technical fouls: UNC Wilmington-None. University of South Florida-None.
 Attendance: 2531
 Score by Periods 1st 2nd Total
 UNC Wilmington..... 32 34 - 66
 University of South Florida... 37 37 - 74
 Points in the paint-UNCW 24, USF 34. Points off turnovers-UNCW 13, USF 28.
 2nd chance points-UNCW 20, USF 12. Fast break points-UNCW 2, USF 12.
 Bench points-UNCW 14, USF 7. Score tied-1 time. Lead changed-4 times.
 Last FG-UNCW 2nd-00:26, USF 2nd-00:34.
 Largest lead-UNCW by 7 1st-15:09, USF by 12 2nd-04:52.

GAME SEVEN | NOV. 27 | FLORIDA ATLANTIC | W, 78

GAME EIGHT | DEC. 2 | HAMPTON | W, 74-55

Official Basketball Box Score -- Game Totals -- Final Statistics
Hampton vs University of South Florida
12/02/09 7 p.m. at Tampa, Fla. (Sun Dome)

VISITORS: Hampton 2-6

#	Player Name	TOT-FG		3-PT		REBOUNDS					MIN				
		FG-FGA	FG-FGA	FT-FTA	OF	DE	TOT	PF	TP	A		TO	BLK	S	
21	FREEMAN, Michael	f	1-5	0-0	1-2	1	1	2	5	3	1	2	0	0	21
50	LOLA-CHARLES, Milade	c	0-0	0-0	1-2	1	0	1	1	1	0	0	0	0	4
01	PELLUM, Darrion	g	1-6	1-3	0-0	0	2	2	2	3	1	2	0	1	23
02	SIMPSON, Vincent	g	1-9	0-4	0-0	0	1	1	2	1	2	4	0	0	22
11	TUITT, Mike	g	2-4	0-1	3-8	2	0	2	0	7	3	3	0	0	23
03	BROOKS, Jordan	g	0-1	0-0	0-0	0	0	0	0	2	1	0	0	0	12
05	TUNNELL, Brandon	g	0-0	0-0	0-0	0	0	0	0	0	1	0	0	0	2
20	FUNCHES, Charles	g	3-6	1-2	4-6	1	9	10	2	11	1	0	1	2	34
22	TOLSON, Christopher	g	3-6	2-4	0-0	2	4	6	0	8	2	0	0	0	16
23	MORGAN, Kwame	g	4-8	1-3	1-3	0	3	3	1	10	0	1	0	0	22
32	NTOKO, Jonathan	g	2-2	0-0	0-1	1	0	1	0	4	0	0	0	0	4
33	READ, Koron	g	2-2	0-0	2-7	1	3	4	2	6	0	0	1	0	17
	TEAM						1	1							
	Totals		19-49	5-17	12-29	9	24	33	14	55	11	14	2	3	200

TOTAL FG% 1st Half: 6-24 25.0% 2nd Half: 13-25 52.0% Game: 38.8% DEADB
3-Pt. FG% 1st Half: 3-12 25.0% 2nd Half: 2-5 40.0% Game: 29.4% REBS
F Throw % 1st Half: 4-8 50.0% 2nd Half: 8-21 38.1% Game: 41.4% 9

HOME TEAM: University of South Florida 7-1

#	Player Name	TOT-FG		3-PT		REBOUNDS					MIN				
		FG-FGA	FG-FGA	FT-FTA	OF	DE	TOT	PF	TP	A		TO	BLK	S	
24	GILCHRIST, Augustus	f	4-10	0-1	1-3	2	5	7	2	9	1	0	0	0	24
31	FAMOUS, Jarrid	g	7-10	0-0	2-4	4	6	10	2	16	0	0	1	0	28
03	HOWARD, Chris	g	3-4	1-2	6-8	0	0	0	1	13	8	1	0	0	32
20	JONES, Dominique	g	5-11	3-5	0-2	0	6	6	4	13	6	2	0	0	34
33	MERCER, Mike	g	2-4	1-2	0-0	0	2	2	4	5	2	2	0	0	16
04	DUMARS, Jordan	g	0-2	0-2	0-0	0	0	0	0	0	0	0	0	0	5
05	LEEMOW, Justin	g	0-2	0-2	0-0	1	0	1	3	0	1	2	0	0	14
13	KARDOK, Ryan	g	0-1	0-0	0-0	1	1	0	0	0	0	0	0	1	7
22	NORIEGA, Shaun	g	0-2	0-2	0-0	0	2	2	0	0	1	0	0	0	12
23	BURWELL, Mike	g	2-6	2-2	1-2	2	0	2	3	7	0	0	0	0	7
32	FITZPATRICK, Toarlyn	g	5-9	0-0	1-2	1	3	4	3	11	1	2	1	0	21
	TEAM						4	8							
	Totals		28-61	7-18	11-21	14	29	43	22	74	20	10	2	3	200

TOTAL FG% 1st Half: 15-28 53.6% 2nd Half: 13-33 39.4% Game: 45.9% DEADB
3-Pt. FG% 1st Half: 3-8 37.5% 2nd Half: 4-10 40.0% Game: 38.9% REBS
F Throw % 1st Half: 2-7 28.6% 2nd Half: 9-14 64.3% Game: 52.4% 5

Officials: Mike Roberts, Ray Perone, Brent Hampton

Technical fouls: Hampton-None. University of South Florida-None.

Attendance: 2753

Score by Periods 1st 2nd Total

Hampton 19 36 55

University of South Florida 35 39 74

Points in the paint-HAMM 28,USF 36. Points off turnovers-HAMM 9,USF 21.

2nd chance points-HAMM 4,USF 16. Fast break points-HAMM 12,USF 6.

Bench points-HAMM 39,USF 18. Score tied-0 times. Lead changed-0 times.

Last FG-HAMM 2nd-01:33, USF 2nd-03:28.

Largest lead-HAMM None, USF by 31 2nd-12:07.

GAME 10 | DEC. 16 | UCF

Official Basketball Box Score -- Game Totals -- Final Statistics
UCF vs University of South Florida
12/16/09 7 p.m. at Tampa, Fla. (Sun Dome)

VISITORS: UCF 7-3

#	Player Name	TOT-FG		3-PT		REBOUNDS					MIN				
		FG-FGA	FG-FGA	FT-FTA	OF	DE	TOT	PF	TP	A		TO	BLK	S	
15	DIKHITE, Dave	f	2-5	0-1	2-2	1	6	7	4	6	0	3	0	0	22
25	TYLER, A.J.	f	4-7	0-1	0-1	0	1	1	3	8	0	1	0	0	30
33	CLANTON, Keith	f	3-6	0-1	3-4	2	4	6	1	9	0	4	0	4	19
03	ROMPZA, A.J.	g	3-8	0-2	1-2	1	3	4	4	7	6	4	0	2	32
11	SOSA, Isaac	g	4-10	4-7	2-4	0	3	3	2	14	0	1	0	2	26
05	JORDAN, Marcus	g	4-7	2-2	1-1	0	2	2	3	11	3	1	0	2	24
10	SPERAW, Drew	g	0-0	0-0	0-0	0	0	0	0	0	0	0	0	0	4
12	YOUNG, Taylor	g	2-6	2-2	0-0	0	0	0	4	6	2	1	0	1	24
13	KUSMERUK, Jakub	g	0-0	0-0	0-0	0	0	0	0	1	0	0	0	1	7
21	GAYNOR, P.J.	g	2-3	0-0	0-0	0	3	3	0	4	2	2	1	0	16
	TEAM						1	1							
	Totals		24-52	8-16	9-14	5	22	27	22	65	13	17	1	12	200

TOTAL FG% 1st Half: 10-27 37.0% 2nd Half: 14-25 56.0% Game: 46.2% DEADB
3-Pt. FG% 1st Half: 3-9 33.3% 2nd Half: 5-7 71.4% Game: 50.0% REBS
F Throw % 1st Half: 4-5 80.0% 2nd Half: 5-9 55.6% Game: 64.3% 2

HOME TEAM: University of South Florida 8-2

#	Player Name	TOT-FG		3-PT		REBOUNDS					MIN				
		FG-FGA	FG-FGA	FT-FTA	OF	DE	TOT	PF	TP	A		TO	BLK	S	
31	FAMOUS, Jarrid	f	3-10	0-0	5-7	4	6	10	0	11	0	3	1	1	33
32	FITZPATRICK, Toarlyn	f	0-4	0-1	2-4	4	5	9	4	2	1	3	2	0	24
03	HOWARD, Chris	g	4-10	2-6	4-6	1	1	2	3	14	6	4	0	2	39
20	JONES, Dominique	g	8-15	3-7	8-9	0	6	6	3	27	2	4	2	5	40
33	MERCER, Mike	g	3-8	0-3	6-7	1	3	4	1	12	4	2	0	3	37
13	KARDOK, Ryan	g	1-2	1-2	0-0	1	3	4	3	3	1	1	0	1	20
22	NORIEGA, Shaun	g	0-0	0-0	0-0	0	0	0	0	0	0	0	0	0	2
23	BURWELL, Mike	g	0-1	0-1	0-0	0	1	1	0	0	0	0	0	0	5
	TEAM						1	2							
	Totals		19-50	6-20	25-33	12	26	38	14	69	14	18	5	13	200

TOTAL FG% 1st Half: 11-25 44.0% 2nd Half: 8-25 32.0% Game: 38.0% DEADB
3-Pt. FG% 1st Half: 3-9 33.3% 2nd Half: 3-11 27.3% Game: 30.0% REBS
F Throw % 1st Half: 9-12 75.0% 2nd Half: 16-21 76.2% Game: 75.8% 5

Officials: Michael Stephens, Sean Hull, Gene Steratore

Technical fouls: UCF-None. University of South Florida-None.

Attendance: 4627

Score by Periods 1st 2nd Total

UCF 27 38 65

University of South Florida 34 35 69

Points in the paint-UCF 32,USF 26. Points off turnovers-UCF 19,USF 21.

2nd chance points-UCF 6,USF 11. Fast break points-UCF 6,USF 6.

Bench points-UCF 21,USF 3. Score tied-0 times. Lead changed-0 times.

Last FG-UCF 2nd-00:01, USF 2nd-05:24.

Largest lead-UCF None, USF by 13 1st-03:03.

GAME NINE | DEC. 13 | CENTRAL MICHIGAN

Official Basketball Box Score -- Game Totals -- Final Statistics
Central Michigan vs University of South Florida
12/13/09 2 p.m. at Tampa, Fla. (Sun Dome)

VISITORS: Central Michigan 4-5

#	Player Name	TOT-FG		3-PT		REBOUNDS					MIN				
		FG-FGA	FG-FGA	FT-FTA	OF	DE	TOT	PF	TP	A		TO	BLK	S	
31	THOMAS, Jalin	f	1-3	1-2	2-2	0	4	4	0	5	1	2	0	0	17
34	McCLURE, William	c	2-4	0-0	1-2	2	1	3	2	5	0	2	0	3	21
15	BITZER, Jordan	g	4-8	4-8	0-0	1	0	1	3	12	1	2	0	1	27
20	HARMAN, Robbie	g	4-13	4-9	2-2	0	0	0	4	14	2	2	1	2	35
24	WEARY, Antonio	g	3-5	0-1	0-0	1	1	2	2	6	0	2	0	0	25
02	RASHID, Amir	g	0-4	0-0	2-3	0	3	3	2	2	4	4	0	1	23
05	CRADDOCK, Finis	g	0-0	0-0	0-0	0	0	0	1	0	0	0	0	0	4
10	SPICA, Marko	g	2-4	0-0	1-1	3	3	6	2	5	1	2	0	0	17
21	KELLERMANN, Chris	g	4-12	2-7	0-0	3	6	9	4	10	1	1	3	2	24
33	BROWN, Tyler	g	0-1	0-0	0-0	0	2	2	1	0	0	0	0	0	7
	TEAM						3	6							
	Totals		20-54	11-27	8-10	13	23	36	21	59	10	17	4	9	200

TOTAL FG% 1st Half: 11-30 36.7% 2nd Half: 9-24 37.5% Game: 37.0% DEADB
3-Pt. FG% 1st Half: 6-14 42.9% 2nd Half: 5-13 38.5% Game: 40.7% REBS
F Throw % 1st Half: 2-2 100% 2nd Half: 6-8 75.0% Game: 80.0% 0


HOME TEAM: University of South Florida 7-2

#	Player Name	TOT-FG		3-PT		REBOUNDS					MIN				
		FG-FGA	FG-FGA	FT-FTA	OF	DE	TOT	PF	TP	A		TO	BLK	S	
31	FAMOUS, Jarrid	f	1-3	0-0	3-4	1	0	1	4	5	1	1	0	1	32
03	HOWARD, Chris	g	5-11	1-3	2-3	1	2	3	0	13	4	1	1	1	39
05	LEEMOW, Justin	g	0-3	0-2	2-5	0	2	2	4	2	3	2	1	2	31
20	JONES, Dominique	g	7-18	2-5	8-8	1	4								

2009-10 Photo Roster




1 Ron Anderson, Jr.
R-Junior • Forward
6-8 • 255
Upper Marlboro, Md.
Kansas State
McCallie School - Tenn.



2 B.J. Daniels
Sophomore • Guard
6-1 • 212
Tallahassee, Fla.
Lincoln HS



3 Chris Howard
Senior • Guard
6-4 • 205
Fort Washington, Md.
Friendly HS



5 Justin Leemow
Sophomore • Guard
6-1 • 180
Brooklyn, N.Y.
Mt. Zion Christian Academy - N.C.



10 Anthony Crater
Sophomore • Guard
6-1 • 170
Flint, Mich.
Ohio State
Brewster Academy - N.H.



11 Alex Rivas
Senior • Center
6-10 • 230
Santiago, Dominican Republic
Pratt Community College
Laurinburg Prep - N.C.



13 Ryan Kardok
Senior • Guard
6-3 • 188
Parkland, Fla.
Broward Community College
Stoneman Douglas HS




20 Dominique Jones
Junior • Guard
6-4 • 215
Lake Wales, Fla.
Lake Wales HS



22 Shaun Noriega
Freshman • Guard
6-4 • 195
North Port, Fla.
North Port HS



23 Mike Burwell
Freshman • Guard
6-6 • 210
East Brunswick, N.J.
South Kent School - Conn.
Cardinal McCarrick HS



24 Augustus Gilchrist
Sophomore • Forward/Center
6-10 • 245
Clinton, Md.
Maryland
Progressive Christian Academy



31 Jarrid Famous
Junior • Forward/Center
6-11 • 240
Bronx, N.Y.
Westchester Community College
Blessed Sacrament HS



32 Toarlyn Fitzpatrick
Freshman • Forward
6-8 • 230
Tampa, Fla.
King HS



33 Mike Mercer
Senior • Guard
6-5 • 195
Snellville, Ga.
Georgia
South Gwinnett HS





RON ANDERSON, JR.

R-Junior | Forward | 6-8 | 255

1

Upper Marlboro, Md. | Kansas State | McCallie School - Tenn.

2009-10: Will sit out the entire season due to NCAA transfer rules ... Will have two years of eligibility at USF.

2008-09 (Kansas State): Competed off the bench in all 34 games ... Averaged 18.8 minutes per contest and added 5.2 points per game ... Was 59-of-113 from the field and led the team with a .522 field goal percentage ... Was 59-of-117 (.504) from the charity stripe ... Third on the team with 5.3 rebounds per game ... Eighth in the conference in offensive rebounds and 19th in total rebounds ... Added 36 assists, 24 steals and 15 blocks on the year ... Posted two double-doubles and four games of 10 or more rebounds.

2007-08 (Kansas State): Saw action in 30 games with six starts as a true freshman ... Started six of the first eight games ... Played double-digit minutes in 18 games, including 20 or more minutes in six contests ... Averaged 3.3 points on 54.8 percent shooting (40-of-73) with 3.6 rebounds, 0.5 assists and 0.4 steals in 12.0 minutes per game ... Connected on 46.2 percent (18-of-39) from the free throw line ... First on the team in field goal percentage and was third in rebounding ... Provided a spark off the bench in the program's first NCAA tournament win in 20 years with 10 points on 5-of-7 shooting against USC with eight rebounds and two steals in 21 minutes.

High School: Two-year starter and letterman at The McCallie School in Chattanooga, Tenn ... Helped the Blue Tornadoes to a school-record 24-5 overall mark and an appearance in the semifinals of the Division II State Tournament ... Rated a three-star recruit by Rivals.com ... Averaged 15.1 points, 11.6 rebounds and 2.8 blocks in 22 games ... Selected to the Division II All-State Team by the Tennessee Sports Writers Association as a senior ... Named to the Division II State All-Tournament Team ... Garnered recognition to "The Best of Preps" second team by the Chattanooga Times-Free Press in 2007 ... Earned most valuable player honors at the Pre-Game Academy Roundball Classic All-Star Game in March 2007, after collecting 24 points and 22 rebounds ... Received interest from a number of schools, including scholarship offers from Drexel and Providence ... Coached by Dan Wadley.

Personal: Born Sept. 12, 1989 in Voorhees, N.J. ... Son of Ron Anderson, Sr., and Gail Anderson ... Played on the AAU circuit with the DC Assault alongside former K-State teammate and first-round pick Michael Beasley ... Father played 10 seasons (1984-94) in the NBA for the Cleveland Cavaliers, Indiana Pacers, Philadelphia 76ers, New Jersey Nets and Washington Bullets and scored 7,056 points in his career ... Father also played professionally in France and Israel.





MIKE BURWELL

Freshman | Guard | 6-6 | 210

23

East Brunswick, N.J. | South Kent School - Conn. | Cardinal McCarrick HS | Highland Park HS

2009-10: Saw his first collegiate action at SMU (11/13), playing two minutes ... Saw 14 minutes of action and scored his first collegiate points with a jumper with 1:21 left against Kent State (11/25) ... Hit 2-of-2 3-pointers and posted a career high seven points against Hampton (12/2).

High School: Attended prep school for one year at South Kent School and was the team's leading scorer at 16 points per game ... Also averaged 3.4 rebounds and 2.5 assists ... Shot 81 percent from the free throw line and 41 percent from the 3-point line ... Helped South Kent to a 26-7 record and a top-10 national ranking ... Coached by Kelvin Jefferson at South Kent ... Graduated from Cardinal McCarrick High School, helping McCarrick go 46-12 in his two seasons at the school ... Helped lead McCarrick to the Middlesex County Championship in 2008 and was named the Newark Star-Ledger's Middlesex County Player of the Year ... Led the state of New Jersey in scoring as a senior, averaging 27.8 points, 10.7 rebounds, 3.5 assists and 2.3 blocks ... Named Associated Press first-team all-state as a senior ... Shot 80 percent from the free throw line and 39 percent from 3-point range during senior season ... Has been on three consecutive 20-plus win teams ... Spent first two years of high school at Highland Park, where he started on the varsity both seasons... Ended his high school career with more than 1,700 career points.

Personal: Son of Michael, Sr., and Alicia Burwell... Stepmother is Leslie Burwell and stepfather is Angel Gracia... His father played 11 seasons professionally in Argentina, Spain and Portugal... Chose USF over Rutgers, Seton Hall and Penn State ... Signed with USF on April 15, 2009.

2009-10 Season Highs


Points 7, vs. Hampton (12/2/09)
Rebounds 2 (2), last vs. Hampton (12/2/09)
Assists 2, vs. Kent State (11/25/09)
Steals 1, vs. UCF (12/16/09)
Blocked Shots —
Field Goals 2, vs. Hampton (12/2/09)
Field Goal Attempts 6, vs. Hampton (12/2/09)
Free Throws 1, vs. Hampton (12/2/09)
Free Throw Attempts 2, vs. Hampton (12/2/09)
3-Point Field Goals 2, vs. Hampton (12/2/09)
3-Point Field Goal Attempts 2, vs. Hampton (12/2/09)
Foul Disqualifications —
Minutes 14, vs. Kent State (11/25/09)

Opponent	Date	GS	Min	TOTAL			3-PTS			FREE THROWS			REBOUNDS			PF	A	TO	Blk	Stl	Pts
				FG	FGA	Pct	3FG	FGA	Pct	FT	FTA	Pct	Off	Def	Tot						
at SMU	11/13	—	2	0	1	.000	0	1	.000	0	0	—	0	0	0	1	0	0	0	0	0
VIRGINIA	11/16	—	1	0	1	.000	0	0	—	0	0	—	0	0	0	0	0	0	0	0	0
vs. Davidson	11/19	—	—	—	—	—	—	—	—	—	DNP	—	—	—	—	—	—	—	—	—	—
vs. South Carolina	11/20	—	0	0	0	—	0	0	—	0	0	—	0	0	0	1	0	0	0	0	0
vs. UNC Wilmington	11/2	—	—	—	—	—	—	—	—	—	DNP	—	—	—	—	—	—	—	—	—	—
KENT STATE	11/25	—	14	1	4	.250	0	1	.000	0	0	—	0	2	2	1	2	0	0	0	2
FAU	11/27	—	3	0	0	—	0	0	—	0	0	—	0	0	0	0	0	0	0	0	0
HAMPTON	12/02	—	7	2	6	.333	2	2	1.000	1	2	.500	2	0	2	3	0	0	0	0	7
CMU	12/13	—	—	—	—	—	—	—	—	—	DNP	—	—	—	—	—	—	—	—	—	—
UCF	12/16	—	5	0	1	.000	0	1	.000	0	0	—	0	1	1	0	0	0	0	1	0

CAREER STATISTICS

Season	GP	GS	Min.	Avg.	Total			3-Point			Free Throws			Rebounds				Scoring							
					FG	FGA	Pct.	FG	FGA	Pct.	FT	FTA	Pct.	Off.	Def.	Tot.	Avg.	PF	FO	Ast.	TO	Blk	Stl	Pts.	Avg.
2009-10	7	0	32	4.6	3	13	.231	2	5	.400	1	2	.500	2	3	5	0.7	6	0	2	0	0	1	9	1.3





ANTHONY CRATER

Sophomore | Guard | 6-1 | 170

10

Flint, Mich. | Ohio State | Brewster Academy - N.H. | Flint Southwestern Academy

2009-10: Will be eligible to play as a sophomore in January after sitting out due to transfer rules.

2008-09 (Ohio State): Competed in 10 games for Ohio State before being granted his scholarship release ... Averaged 13.1 minutes and 1.2 points per game at OSU ... Had 19 assists to just nine turnovers.

High School: Rated the 21st best point guard in the country by Scout.com after his senior year ... Was a two-time All-Michigan performer and voted Class B Player of the Year by the Associated Press following his junior year ... Averaged 16.2 points and more than eight assists a game as a junior ... Averaged 12.7 points and 9.8 assists as a sophomore and 10 assists per game as a freshman ... Named an all-league and all-city selection each of his three years at Flint (Mich.) Southwestern Academy ... Led SWA to three city championships and two Michigan Class B final four appearances as a sophomore and junior ... Helped the Knights finish with identical 24-3 records in 2006 and 2007 ... After three years at SWA, transferred to Brewster (N.H.) Academy to complete his high school eligibility ... A 2008 McDonald's All-American nominee after averaging 16 points and 8.0 assists at Brewster his senior year ... Helped Brewster capture its first New England Class A title and advance to the national final four with a school-record 31 victories (31-4) ... Also earned varsity letters in track and soccer.


Personal: Son of Lisa Jimerson and Anthony Crater, Sr. ... Has one brother, Treyvon, and one sister, Kyla.

2009-10 Season Highs

Points	—
Rebounds	—
Assists	—
Steals	—
Blocked Shots	—
Field Goals	—
Field Goal Attempts	—
Free Throws	—
Free Throw Attempts	—
3-Point Field Goals	—
3-Point Field Goal Attempts	—
Foul Disqualifications	—
Minutes	—

Opponent	Date	GS	Min	FG	FGA	Pct	TOTAL			3-PTS		FREE THROWS			REBOUNDS			PF	A	TO	Blk	Stl	Pts	
							3FG	FGA	Pct	FT	FTA	Pct	Off	Def	Tot									
at SMU	11/13									--	DNP	--												
VIRGINIA	11/16									--	DNP	--												
vs. Davidson	11/19									--	DNP	--												
vs. South Carolina	11/20									--	DNP	--												
vs. UNC Wilmington	11/22									--	DNP	--												
KENT STATE	11/25									--	DNP	--												
FAU	11/27									--	DNP	--												
Hampton	12/2									--	DNP	--												
CMU	12/13									--	DNP	--												
UCF	12/16									--	DNP	--												





B.J. DANIELS

Sophomore | Guard | 6-1 | 212

2

Tallahassee, Fla. | Lincoln HS

2008-09: Scholarship football quarterback who joined the basketball team on Dec. 5 and remained with the team for the rest of the season ... Did not travel to West Virginia for the final football game and did not travel to the bowl game ... Appeared in 19 basketball games on the year, averaging 0.5 points, 0.4 rebounds and 0.1 assists ... Game high of four points twice - vs. Oral Roberts and at Louisville.

High School: Averaged 27 points per game as a senior and was named the Tallahassee Democrat's Co-Big Bend Male Basketball Player of the Year ... Is believed to be the first player to win the Democrat's Player of the Year honors in both basketball and football in the same season ... Broke the school's season record for scoring average ... Named 5A first-team All-State ... Had season high of 45 points and also had a 37-point game ... Averaged 16 points per game as a junior ... Four year varsity starter in basketball and football... Coached in basketball by Paul O'Halloran ... Rated the 44th best quarterback prospect in the nation by Scout.com ... Ranked 8th in the country for dual threat QBs and as having the fifth strongest arm in the country by Rivals.com ... Set Lincoln HS record with 34 passing touchdowns as as senior ... Also had 2,500 passing yards, 972 rushing yards and 12 rushing TDs during senior season.

Personal: Born on October 24, 1989 ... Full name is Bruce Edward Daniels ... Son of Bruce and Rhonda Daniels ... Two sisters, Laurel and Elena ... Uncle, Paul, played basketball at Auburn with Charles Barkley.

USF Career Highs	
Points	4 (2), last at Louisville (1/28/09)
Rebounds	2, at Louisville (1/28/09)
Assists	1, vs. Vanderbilt (12/16/08)
Steals	3, at Louisville (1/28/09)
Blocked Shots	--
Field Goals	2, at Louisville (1/28/09)
Field Goal Attempts	5, vs. Oral Roberts (12/22/08)
Free Throws	2, vs. Oral Roberts (12/22/08)
Free Throw Attempts	5, vs. Oral Roberts (12/22/08)
3-Point Field Goals	--
3-Point Field Goal Attempts	1 (2), last vs. West Virginia (3/1/09)
Foul Disqualifications	--
Minutes	9, vs. Oral Roberts (12/22/08)

2008-09			
Opposition	P	R	A
SMU	-	DNP	-
at Virginia	-	DNP	-
High Point	-	DNP	-
Northeastern	-	DNP	-
at UAB	-	DNP	-
at UCF	-	DNP	-
Niagara	0	1	0
vs. Vanderbilt	1	0	1
vs. Murray St.	0	0	0
vs. Wright St.	1	0	0
vs. Oral Rob.	4	1	0
Iona	-	DNP	-
Syacuse	0	0	0
Louisville	0	1	0
at DePaul	0	0	0
at Pittsburgh	-	DNP	-
at West Virginia	0	1	0
DePaul	0	0	0
Villanova	0	0	0
at Louisville	4	2	0
at St. John's	0	0	0
Marquette	0	0	0
Providence	-	DNP	-
at Notre Dame	0	1	0
Georgetown	0	0	0
at UConn	0	0	0
West Virginia	0	0	0
Cincinnati	-	DNP	-
at Rutgers	-	DNP	-
vs. Seton Hall	0	0	0

CAREER STATISTICS

Season	GP	GS	Min.	Avg.	Total			3-Point			Free Throws			Rebounds				Scoring							
					FG	FGA	Pct.	FG	FGA	Pct.	FT	FTA	Pct.	Off.	Def.	Tot.	Avg.	PF	FO	Ast.	TO	Blk	Stl	Pts.	Avg.
2008-09	19	0	53	2.8	3	14	.214	0	2	.000	4	11	.364	6	1	7	0.4	12	0	1	8	0	4	10	0.5





JARRID FAMOUS

Junior | Forward/Center | 6-11 | 240

31

Bronx, N.Y. | West Chester Community College | Houston Inner City Academy | Blessed Sacrament HS

2009-10: Made his first NCAA D-I start at SMU (11/13) with nine points and two rebounds ... Nearly posted a double double with 12 points and eight boards against Virginia (11/16) ... Pulled down 11 boards against Davidson (11/19), followed by a 16-point effort against South Carolina the next night ... Posted 13 points against UNC Wilmington (11/22) ... Knocked down 7-of-8 shots for 16 points with eight rebounds and two assists against Kent State (11/25) ... Had a game-high nine rebounds against FAU (11/27) ... Tied his career high with 16 points on 7-of-10 shooting and had a double-double with 10 rebounds against Hampton (12/2) ... Had his second double-double of the season against UCF with 11 points and 10 rebounds (12/16).

Community College: Spent the past two years at Westchester Community College where he was one of 10 players named to the NJCAA Division I All-American first-team for the 2008-2009 season ... Rated 11th best junior college player in the country by Rivals.com ... Averaged 25.2 points, 13.6 rebounds and 2.1 blocks per game as a sophomore at WCC ... The 25.2 points per game ranked third in the country in scoring among junior colleges and the 13.7 rebounds was second best nationally ... Shot 58.3 percent from the field ... Scored 30 or more points seven times with a single-game high of 36 ... Recorded 20 or more rebounds three times with a single-game high of 25 ... Combined games of 36 points and 21 rebounds, 32 points and 23 rebounds and 28 points and 25 rebounds ... Helped WCC to a 19-11 record as a sophomore ... Named Region 15 Player of the Year and Mid-Hudson Conference Player of the Year ... Averaged 21.8 points and 11.0 rebounds a game as a freshman ... First Team Region 15 and First Team All Mid-Hudson as a freshman ... Tallied 1,411 points and 741 rebounds in his two seasons at WCC, averaging 23.5 points and 12.3 rebounds ... Coached by Tyrone Mushatt at WCC.

High School: Spent a year at prep school at Houston Inner City Academy prior to attending WCC ... Graduated from Blessed Sacrament High School in New Rochelle, N.Y.

Personal: Son of Jerome and Dianne Famous ... Chose USF over Arizona, Missouri, Seton Hall, Pittsburgh, Houston and St. John's ... Signed with USF on April 23, 2009.

2009-10 Season Highs

Points 16 (3), last vs. Hampton (12/2/09)
Rebounds 11, vs. Davidson (11/20/09)
Assists 2 (2), last vs. Kent State (11/25/09)
Steals 1 (3), last vs. UCF (12/16/09)
Blocked Shots 1 (5), last vs. UCF (12/16/09)
Field Goals 7 (2), last vs. Hampton (12/2/09)
Field Goal Attempts 10 (3), last vs. UCF (12/16/09)
Free Throws 5 (2), last vs. UCF (12/16/09)
Free Throw Attempts 8, at SMU (11/13/09)
3-Point Field Goals —
3-Point Field Goal Attempts —
Foul Disqualifications —
Minutes 37, vs. South Carolina (11/20/09)

Opponent	Date	GS	Min	FG	TOTAL		3FG	3-PTS		FREE THROWS			REBOUNDS			PF	A	TO	Blk	Stl	Pts
					FGA	Pct		FGA	Pct	FT	FTA	Pct	Off	Def	Tot						
at SMU	11/13	*	29	2	5	.400	0	0	—	5	8	.625	0	2	2	4	0	3	0	0	9
VIRGINIA	11/16	*	30	4	4	1.000	0	0	—	4	7	.571	1	7	8	4	2	1	1	0	12
vs Davidson	11/19	*	34	2	6	.333	0	0	—	0	2	.000	1	10	11	0	1	4	0	0	4
vs South Carolina	11/20	*	37	6	10	.600	0	0	—	4	6	.667	3	6	9	2	0	3	0	1	16
vs UNC Wilmington	11/22	*	30	5	8	.625	0	0	—	3	4	.750	2	2	4	4	0	3	1	0	13
KENT STATE	11/25	*	27	7	8	.875	0	0	—	2	3	.667	5	3	8	0	2	2	0	0	16
FAU	11/27	*	31	2	7	.286	0	0	—	2	4	.500	4	5	9	2	0	1	1	0	6
HAMPTON	12/02	*	28	7	10	.700	0	0	—	2	4	.500	4	6	10	2	0	0	1	0	16
CMU	12/13	*	32	1	3	.333	0	0	—	3	4	.750	1	0	1	4	1	1	0	1	5
UCF	12/16	*	33	3	10	.300	0	0	—	5	7	.714	4	6	10	0	0	3	1	1	11

CAREER STATISTICS

Season	GP	GS	Min.	Avg.	Total		3-Point	Free Throws			Rebounds				Scoring										
					FGA	Pct.		FG	FGA	Pct.	FT	FTA	Pct.	Off.	Def.	Tot.	Avg.	PF	FO	Ast.	TO	Blk	Stl	Pts.	Avg.
2009-10	10	10	311	31.1	39	71	.549	0	0	—	30	49	.612	25	47	72	7.2	22	0	6	21	5	3	108	10.8





TOARLYN FITZPATRICK

Freshman | Forward | 6-8 | 230

32

Tampa, Fla. | King HS

2009-10: Played 20 minutes in his first collegiate game at SMU (11/13), grabbing three rebounds ... Scored his first collegiate points with a layup with 5:30 left in the first half against Davidson (11/19) ... Added four more points the next night against South Carolina (11/20) ... Contributed six rebounds with three points and two blocks against UNC Wilmington (11/22) ... Scored nine points with four boards and two blocks against Kent State (11/25) ... Added five rebounds against FAU (11/25) ... Had a career-high 11 points on 5-of-9 shooting against Hampton (12/2) ... Had a season-high seven rebounds with five points against CMU (12/13) ... Made his first career start against UCF (12/16), contributing nine rebounds with two points and two blocks.

High School: One of the top forwards in Florida out of Tampa King High School and was named the St. Petersburg Times' Suncoast Player of the Year after averaging a double-double as a senior with 14.0 points and 11.3 rebounds per game ... Also chipped in 4.3 blocks, 3.0 assists and 2.0 steals per game ... Led King to its best season in school history as a senior, finishing 23-7 and leading the Lions to their first ever 5A state final four appearance ... Had a 10-assist and two eight-assist outings ... Also had two eight-block games and a school single-game record 25-rebound game ... Tallied a triple-double in region final win with 18 points, 18 rebounds and 10 assists ... Scored more than 2,000 career points in his high school career ... Named to the Tampa Tribune's All-Hillsborough County Boys Basketball first-team and named a Tampa Bay Basketball Coaches Association All-Star and Florida Athletic Coaches Association All-Star ... Averaged 15.5 points and 9.0 rebounds per game as a junior ... Was an All-Western Conference and All-Bay Area Suncoast Team honoree, and was named Tournament MVP of the Alonso Holiday Classic as a junior ... Posted 15.0 points and 9.7 rebounds an outing as a sophomore and was named to the All-Western Conference and All-Hillsborough County teams ... Coached by Sam Lanier at King ... Chose USF over Miami, Alabama, Auburn, Tulane, Ole Miss and Florida State.

Personal: Son of Limbana Lester ... Has one younger sister, Torri Fitzpatrick ... Born Sept. 4, 1989 ... Undecided on a major ... Signed with Georgia Southern in the November signing period but was granted a release from his NLI after Georgia Southern's coach resigned at the end of the season ... Signed with USF on April 24, 2009.

2009-10 Season Highs

Points 11, vs. Hampton (12/2/09)
Rebounds 9, vs. UCF (12/16/09)
Assists 2, vs. FAU (11/27/09)
Steals 1 (4), last vs. CMU (12/13/09)
Blocked Shots 2 (3), last vs. UCF (12/16/09)
Field Goals 5, vs. Hampton (12/2/09)
Field Goal Attempts 9, vs. Hampton (12/2/09)
Free Throws 2, vs. UCF (12/16/09)
Free Throw Attempts 4, vs. UCF (12/16/09)
3-Point Field Goals —
3-Point Field Goal Attempts 1 (2), last vs. UCF (12/16/09)
Foul Disqualifications —
Minutes 26, vs. CMU (12/13/09)

Opponent	Date	GS	Min	TOTAL			3-PTS			FREE THROWS			REBOUNDS			PF	A	TO	Blk	Stl	Pts
				FG	FGA	Pct	3FG	FGA	Pct	FT	FTA	Pct	Off	Def	Tot						
at SMU	11/13	—	20	0	0	—	0	0	—	0	0	—	1	2	3	2	0	0	0	0	0
VIRGINIA	11/16	—	12	0	1	.000	0	0	—	0	0	—	0	1	1	3	0	1	0	1	0
vs Davidson	11/19	—	14	1	3	.333	0	0	—	0	0	—	3	0	3	4	0	0	0	0	2
vs South Carolina	11/20	—	9	2	2	1.000	0	0	—	0	0	—	1	1	2	1	0	0	0	1	4
vs UNC Wilmington	11/22	—	21	1	1	1.000	0	0	—	1	2	.500	2	4	6	3	1	3	2	1	3
KENT STATE	11/25	—	20	4	8	.500	0	0	—	1	2	.500	1	3	4	1	1	3	2	0	9
FAU	11/27	—	14	0	4	.000	0	1	.000	1	2	.500	2	3	5	0	2	0	0	0	1
HAMPTON	12/02	—	21	5	9	.556	0	0	—	1	2	.500	1	3	4	3	1	2	1	0	11
CMU	12/13	—	26	2	4	.500	0	0	—	1	2	.500	2	5	7	3	0	3	0	1	5
UCF	12/16	*	24	0	4	.000	0	1	.000	2	4	.500	4	5	9	4	1	3	2	0	2

CAREER STATISTICS

Season	GP	GS	Min.	Avg.	Total			3-Point			Free Throws			Rebounds				Scoring							
					FG	FGA	Pct.	FG	FGA	Pct.	FT	FTA	Pct.	Off.	Def.	Tot.	Avg.	PF	FO	Ast.	TO	Blk	Stl	Pts.	Avg.
2009-10	10	1	181	18.1	15	36	.417	0	2	.000	7	14	.500	17	27	44	4.4	24	0	6	15	7	4	37	3.7





AUGUSTUS GILCHRIST # 24

Sophomore | Forward/Center | 6-10 | 245

Clinton, Md. | Maryland | Progressive Christian Academy | Friendly HS

Honors

BIG EAST Weekly Honor Roll - Nov. 30, 2009
BIG EAST Rookie of the Week - Jan. 26, 2009

2009-10: Will be out until late January with a severe ankle sprain ... Scored 23 points and posted a game-high nine rebounds at SMU (11/13) ... Followed that up with 18 points, including 7-7 on free throws, with eight rebounds and three blocks against Virginia (11/16) ... Sank 15-of-16 free throws against Davidson (11/19) to tie the second-best mark in school history with Solomon Bozeman, who also had 15 against Stetson Nov. 27, 2006 ... Added 19 points the next night against South Carolina, including 10-of-12 on free throws ... Tallied 14 points with six boards against UNC Wilmington (11/22) ... Had another solid performance with 19 points on 8-of-14 shooting and seven rebounds against Kent State (11/25) ... Added 23 second-half points and a career-high 27 all-together on 10-of-12 shooting with seven rebounds and three blocks against FAU (11/27).

2008-09: Summer transfer from Maryland who became eligible at the end of the first semester ... First game available was Dec. 14 vs. Niagara ... Appeared in all 25 games he was eligible for, starting 12 ... Averaged 10.2 points per game, third best on the team ... Also averaged 4.4 rebounds, 0.5 assists and a team-high 24 blocked shots ... Started in his USF and collegiate debut vs. Niagara (12/14) ... Was named BIG EAST Rookie of the week after averaging 17 points, nine rebounds and one block in games vs. DePaul and Villanova ... Double-double against DePaul (1/20) with 16 points and 11 rebounds.

Before USF: Transfer from Maryland who signed a grant-in-aid to attend USF ... Originally signed with Virginia Tech in November 2006 but was granted a release from his National Letter of Intent ... Then enrolled at Maryland in January but the Atlantic Coast Conference ruled he would not be eligible until the completion of the fall 2008 semester and would lose a year of eligibility because of ACC intra-conference transfer rules.

High School: Spent senior season at Progressive Christian Academy in Camp Springs, Md. ... Attended Friendly High School in Fort Washington, Md., for three years where he was a teammate of current USF guard Chris Howard as a freshman ... Ranked 52nd nationally by Rivals in the 2007 class and 55th by Scout ... Rated the ninth best center by Scout and the 14th best power forward by Rivals ... Named MVP of the 2007 Capital Classic after scoring 24 points and grabbing nine rebounds ... As a senior he averaged 24 points, 12 rebounds and five blocked shots per game ... As a junior, Gilchrist averaged 16 points and 11 rebounds ... Coached by Curtis Malone as a member of the D.C. Assault AAU program.

Personal: Undecided on major ... Son of Augustus Sr. and Donna ... Born October 15, 1989.

Opposition	2008-09		
	P	R	A
SMU	--	DNP	--
at Virginia	--	DNP	--
High Point	--	DNP	--
Northeastern	--	DNP	--
at UAB	--	DNP	--
at UCF	--	DNP	--
Niagara	8	6	1
vs. Vanderbilt	12	8	0
vs. Murray St.	8	6	1
vs. Wright St.	4	3	0
vs. Oral Rob.	11	4	1
Iona	6	5	0
Syacuse	7	3	1
Louisville	11	3	0
at DePaul	16	4	0
at Pittsburgh	22	3	1
at West Virginia	2	2	0
DePaul	16	11	0
Villanova	18	7	0
at Louisville	5	3	0
at St. John's	12	4	0
Marquette	6	4	2
Providence	2	4	2
at Notre Dame	6	1	1
Georgetown	11	3	0
at UConn	15	4	0
at Seton Hall	20	7	1
West Virginia	5	3	0
Cincinnati	13	4	1
at Rutgers	7	3	0
vs. Seton Hall	12	6	0

Gilchrist Season / Career Highs

Points
Season: 27, vs. FAU (11/27/09)
Career: 27, vs. FAU (11/27/09)
Rebounds
Season: 9, at SMU (11/13/09)
Career: 11, vs. DePaul (1/20/09)
Assists
Season: 3, vs. Virginia (11/16/09)
Career: 3, vs. Virginia (11/16/09)
Steals
Season: 2, vs. Davidson (11/19/09)
Career: 2, vs. Davidson (11/19/09)
Blocked Shots
Season: 3 (2), last vs. FAU (11/27/09)
Career: 5, vs. Louisville (1/7/09)
Field Goals
Season: 10, vs. FAU (11/27/09)
Career: 10 (2), last vs. FAU (11/27/09)
Field Goal Attempts
Season: 14, last vs. Kent State (11/25/09)
Career: 18, vs. DePaul (1/20/09)
Free Throws
Season: 15, vs. Davidson (11/19/09)
Career: 15, vs. Davidson (11/19/09)
Free Throw Attempts
Season: 16, vs. Davidson (11/19/09)
Career: 16, vs. Davidson (11/19/09)
3-Point Field Goals
Season: 3, vs. Kent State (11/25/09)
Career: 3 (2), last vs. Kent State (11/25/09)
3-Point Field Goal Attempts
Season: 4, last vs. Kent State (11/25/09)
Career: 6 (2), last at UConn (2/21/09)
Foul Disqualifications
Season: —
Career: 2, 2008-09
Minutes
Season: 34, vs. Virginia (11/16/09)
Career: 34, vs. Virginia (11/16/09)

Opponent	Date	GS	Min	TOTAL		3-PTS		FREE THROWS			REBOUNDS			PF	A	TO	Blk	Stl	Pts		
				FGA	Pct	3FG	FGA	Pct	FT	FTA	Pct	Off	Def							Tot	
at SMU	11/13	*	31	8	12	.750	1	1	1.000	6	8	.750	4	5	9	2	0	4	2	0	23
VIRGINIA	11/16	*	34	5	9	.556	1	1	1.000	7	7	1.000	3	5	8	4	3	6	3	0	18
vs Davidson	11/19	*	31	3	9	.333	0	0	—	15	16	.938	2	6	8	3	0	2	1	2	21
vs South Carolina	11/20	*	33	4	11	.364	1	1	1.000	10	12	.833	5	2	7	4	1	3	1	0	19
vs UNC Wilmington	11/22	*	29	5	10	.500	0	1	.000	4	6	.667	4	2	6	3	0	3	0	0	14
KENT STATE	11/25	*	30	8	14	.571	3	4	.750	0	0	—	4	3	7	0	1	3	1	1	19
FAU	11/27	*	33	10	12	.833	2	2	1.000	5	7	.714	1	6	7	1	0	4	3	1	27
HAMPTON	12/02	*	24	4	10	.400	0	1	.000	1	3	.333	2	5	7	2	1	0	0	0	9
CMU	12/13									--	DNP	--									
UCF	12/16									--	DNP	--									

CAREER STATISTICS

Season	GP	GS	Min.	Avg.	Total		3-Point		Free Throws			Rebounds			Scoring										
					FG	FGA	Pct.	FG	FGA	Pct.	FT	FTA	Pct.	Off.	Def.	Tot.	Avg.	Pts.	Avg.						
2008-09	25	12	605	24.2	99	245	.404	14	43	.326	43	77	.558	42	69	111	4.4	56	2	12	42	24	7	255	10.2
2009-10	8	8	245	30.6	47	87	.540	8	11	.727	48	59	.814	25	34	59	7.4	19	0	6	25	11	4	150	18.8
Total	33	20	850	25.8	146	332	.440	22	54	.407	91	136	.669	67	103	170	5.2	75	2	18	67	35	11	405	12.3



CHRIS HOWARD

Senior | Guard | 6-3 | 200

#3

Fort Washington, Md. | Friendly HS

2009-10: Stands fifth in career assists with 406 ... Up next is No. 4 Tommy Tonelli with 480 ... Posted 14 points, seven assists and four boards at SMU (11/13) ... Had nine points, including 6-of-8 free throws, against Davidson (11/19) ... Contributed seven assists in a win over Kent State (11/25) ... Posted a season-high 15 points with six rebounds and four assists against FAU (11/27) ... Knocked down 13 points with a season-high eight assists against Hampton (12/2) ... Scored in double figures for the third straight game against CMU with 13 (12/13) ... Posted 14 points and six assists against UCF (12/16).

2008-09: Played in all 31 games, starting 29 ... Finished season averaging 7.7 points, a team-leading 4.1 assists and 3.9 rebounds ... Recorded a pair of double-doubles on the season with 12 points and 10 assists at DePaul (1/10) and 10 points, 11 assists vs. West Virginia (3/1) ... Season's game-highs were 15 points (1/24 vs. Villanova), 8 rebounds (2/21 at UConn) and 11 assists (3/1 vs. West Virginia).

2007-08: Played in all 31 games on the year, starting 30 ... Averaged 8.4 points, 4.8 assists and 3.9 rebounds per game ... His 4.8 assists led the team and was 6th in the BIG EAST ... Tallied 150 assists on the season which ranked 9th on the USF single-season list ... Named to All-Tournament Team at Glenn Wilkes Classic.

2006-07: Recipient of the Bill Jones Scholarship Award ... Appeared in 14 games, 13 starts ... Missed first 16 games of the year while recovering from a second left anterior cruciate ligament (ACL) knee injury suffered in June of 2006 ... Finished second in the BIG EAST in assists (5.86 apg) in league games only ... First career start came in the win over Cincinnati (1/14) ... Concluded the year averaging 5.6 points, 3.0 rebounds and 5.8 assists per game.

2005-06: Redshirted after injuring his left ACL in November of 2005.

High School: Three-year letterwinner and starter at Friendly High School in Fort Washington, Md. ... Member of back-to-back state championship squads as a junior and senior ... Program posted overall record of 51-2 during his tenure ... Served as team captain ... All-conference and all-area honoree during his career ... Averaged 18 points, 10 assists and 7 rebounds as a senior ... Collected eight triple-doubles on the season ... Junior year season averages were 14 points, 10 assists and six rebounds per outing ... Spent 2004-05 at Florida Prep, but did not play basketball.

Personal: Completed his degree in communications ... Working on a second degree in criminology ... Born August 8, 1986 in Minneapolis, Minn. ... Son of Sabrina Dudley ... Father of six-year-old daughter Aaliyah.

Howard Season / Career Highs

Points	Season: 15, vs. FAU (11/27/09)
Career: 19, at Syracuse (1/5/08)	
Rebounds	Season: 6, vs. FAU (11/27/09)
Career: 8 (2), last at UConn (2/21/09)	
Assists	Season: 8, vs. Hampton (12/2/09)
Career: 11 (2), last vs. West Virginia (3/1/09)	
Steals	Season: 2 (2), last vs. UCF (12/13/09)
Career: 4, at Villanova (3/5/08)	
Blocked Shots	Season: 1 (3), last vs. CMU (12/13/09)
Career: 1 (14), last vs. CMU (12/13/09)	
Field Goals	Season: 6, at SMU (11/13/09)
Career: 8, at Syracuse (1/5/08)	
Field Goal Attempts	Season: 11, vs. CMU (12/13/09)
Career: 17, at UConn (2/21/09)	
Free Throws	Season: 6 (2), last vs. Hampton (12/2/09)
Career: 9, at Providence (1/12/08)	
Free Throw Attempts	Season: 8 (2), last vs. Hampton (12/2/09)
Career: 11, at Providence (1/12/08)	
3-Point Field Goals	Season: 3, vs. FAU (11/27/09)
Career: 3 (3), last vs. FAU (11/27/09)	
3-Point Field Goal Attempts	Season: 6, vs. UCF (12/16/09)
Career: 6 (2), last vs. UCF (12/16/09)	
Foul Disqualifications	Season: —
Career: 1 (2), 2006-07, 2008-09	
Minutes	Season: 39 (2), last vs. UCF (12/16/09)
Career: 43, at UAB (12/3/08)	

2008-09				2007-08				2006-07			
Opposition	P	R	A	Opposition	P	R	A	Opposition	P	R	A
SMU	4	1	2	Cleveland St.	8	6	4	Buffalo	-	DNP	-
at Virginia	12	2	3	at Buffalo	7	4	9	S. Carolina St.	-	DNP	-
High Point	14	3	4	vs. URI	16	4	6	FIU	-	DNP	-
Northeastern	6	4	7	vs. FAU	18	4	11	Stetson	-	DNP	-
at UAB	11	5	7	vs. Florida St.	12	8	7	Richmond	-	DNP	-
at UCF	6	2	2	East Carolina	12	3	9	at Wins. Salem St.	-	DNP	-
Niagara	3	6	2	at FIU	10	4	6	at East Carolina	-	DNP	-
vs. Vanderbilt	0	2	2	UCF	8	5	5	vs. Norfolk State	-	DNP	-
vs. Murray St.	7	5	3	at Richmond	16	6	6	vs. Texas A&M-CC	-	DNP	-
vs. Wright St.	3	4	3	UAB	14	4	4	at UNLV	-	DNP	-
vs. Oral Rob.	0	4	2	at Wake Forest	10	3	0	Missouri State	-	DNP	-
Iona	5	1	2	St. Francis	17	2	5	at UAB	-	DNP	-
Syracuse	3	3	8	Win. - Salem St.	6	4	3	vs. Wake Forest	-	DNP	-
Louisville	9	5	4	Rutgers	2	4	2	Bethune-Cookman	-	DNP	-
at DePaul	12	5	10	at Syracuse	19	4	5	at UConn	-	DNP	-
at Pittsburgh	13	3	3	Pittsburgh	4	1	3	at Pittsburgh	-	DNP	-
at West Virginia	3	7	2	at Providence	16	4	3	Louisville	0	1	5
DePaul	12	5	3	at Seton Hall	12	6	5	Cincinnati	8	3	10
Villanova	15	2	4	West Virginia	7	7	10	at West Virginia	2	3	3
at Louisville	7	6	1	Louisville	2	5	4	at Notre Dame	8	4	6
at St. John's	9	1	2	at Marquette	4	2	1	Rutgers	10	5	4
Marquette	10	5	3	St. John's	3	4	3	Marquette	7	3	9
Providence	13	2	4	at Georgetown	4	4	1	Notre Dame	9	3	6
at Notre Dame	9	6	3	at DePaul	0	3	2	at St. John's	8	4	6
Georgetown	6	4	4	Syracuse	4	5	9	at Louisville	11	3	6
at UConn	11	8	8	UConn	4	1	5	Syracuse	3	3	4
at Seton Hall	0	3	2	at Cincinnati	3	4	6	DePaul	5	3	9
West Virginia	10	5	11	Seton Hall	8	2	3	at Seton Hall	4	1	2
Cincinnati	6	2	10	at Rutgers	2	3	5	Providence	2	3	8
at Rutgers	10	6	5	at Villanova	9	2	2	at DePaul	2	3	4
vs. Seton Hall	11	3	2	Notre Dame	4	2	6				

Opponent	Date	GS	Min	TOTAL			3-PTS			FREE THROWS			REBOUNDS			PF	A	TO	Blk	Stl	Pts
				FG	FGA	Pct	3FG	FGA	Pct	FT	FTA	Pct	Off	Def	Tot						
at SMU	11/13	*	38	6	8	.750	0	2	.000	2	2	1.000	0	4	4	2	7	1	1	0	14
VIRGINIA	11/16	*	30	1	4	.250	0	1	.000	0	0	—	2	1	3	2	1	2	0	0	2
vs Davidson	11/19	*	38	1	4	.250	1	3	.333	6	8	.750	1	3	4	3	2	4	1	1	9
vs South Carolina	11/20	*	38	2	7	.286	1	5	.200	0	0	—	1	2	3	3	4	2	0	1	5
vs UNC Wilmington	11/22	*	30	4	7	.571	0	1	.000	0	1	.000	0	1	1	2	3	3	0	2	8
KENT STATE	11/25	*	20	1	4	.250	0	2	.000	0	0	—	1	0	1	0	7	1	0	0	2
FAU	11/27	*	33	5	8	.625	3	4	.750	2	2	1.000	1	5	6	1	4	0	0	0	15
HAMPTON	12/02	*	32	3	4	.750	1	2	.500	6	8	.750	0	0	0	1	8	1	0	0	13
CMU	12/13	*	39	5	11	.455	1	3	.333	2	3	.667	1	2	3	0	4	1	1	1	13
UCF	12/16	*	39	4	10	.400	2	6	.333	4	6	.667	1	1	2	3	6	4	0	2	14

CAREER STATISTICS

Season	GP	GS	Min.	Avg.	Total			3-Point			Free Throws			Rebounds				Scoring							
					FG	FGA	Pct.	FG	FGA	Pct.	FT	FTA	Pct.	Off.	Def.	Tot.	Avg.	PF	FO	Ast.	TO	Blk	Stl	Pts.	Avg.
2006-07	14	13	435	31.1	27	80	.338	2	13	.154	23	38	.605	9	33	42	3.0	34	1	82	51	1	15	79	5.6
2007-08	31	30	994	32.1	88	214	.411	15	54	.278	70	105	.667	32	88	120	3.9	67	0	150	83	5	29	261	8.4
2008-09	31	29	1057	34.1	78	213	.366	22	65	.338	62	99	.626	27	93	120	3.9	63	1	128	70	5	34	240	7.7
2009-10	10	10	337	33.7	32	67	.478	9	29	.310	22	30	.733	8	19	27	2.7	17	0	46	19	3	7	95	9.5
TOTAL	86	82	2823	32.8	225	574	.392	48	161	.298	177	272	.651	76	233	309	3.6	181	2	406	223	14	85	675	7.8



DOMINIQUE JONES

Junior | Guard | 6-4 | 215

20

Lake Wales, Fla. | Lake Wales HS

Jones Season / Career Highs

Points	Season: 28, vs. UNC Wilmington (11/22/09)
	Career: 36, vs. Iona (12/27/08)
Rebounds	Season: 10, vs. Davidson (11/19/09)
	Career: 14, at Richmond (12/5/07)
Assists	Season: 10, vs. FAU (11/27/09)
	Career: 10, vs. FAU (11/27/09)
Steals	Season: 6, vs. UNC Wilmington (11/22/09)
	Career: 6, vs. UNC Wilmington (11/22/09)
Blocked Shots	Season: 2 (2), last vs. UCF (12/16/09)
	Career: 2 (6), last vs. UCF (12/16/09)
Field Goals	Season: 10, vs. Virginia (11/16/09)
	Career: 12, vs. Providence (2/10/09)
Field Goal Attempts	Season: 18 (2), last vs. CMU (12/13/09)
	Career: 25, at West Virginia (1/17/09)
Free Throws	Season: 9, vs. UNC Wilmington (11/22/09)
	Career: 12, vs. Syracuse (2/13/08)
Free Throw Attempts	Season: 14, vs. UNC Wilmington (11/22/09)
	Career: 15, vs. St. John's (2/2/08)
3-Point Field Goals	Season: 3 (3), last vs. UCF (12/16/09)
	Career: 7, vs. Iona (12/27/08)
3-Point Field Goal Attempts	Season: 8, at SMU (11/13/09)
	Career: 11, at Villanova (3/5/08)
Fouls	Season: —
	Career: 3, 2007-08
Minutes	Season: 40 (3), last vs. UCF (12/16/09)
	Career: 44, vs. Notre Dame (3/8/08)

Honors

- BIG EAST Honor Roll - Nov. 23, 2009**
- 2009-10 Preseason BIG EAST Honorable Mention**
- BIG EAST Weekly Honor Roll - Nov. 23, 2009**
- 2008-09 BIG EAST Honorable Mention**
- BIG EAST Weekly Honor Roll - Jan. 19, 2009**
- 2007-08 BIG EAST Honorable Mention**
- 2007-08 BIG EAST All-Rookie Team**
- Sporting News National Player of the Week - Dec. 10, 2007**
- BIG EAST Rookie of the Week - Dec. 3, 2007**
- BIG EAST Rookie of the Week - Dec. 10, 2007**
- BIG EAST Rookie of the Week - Feb. 18, 2008**
- BIG EAST Rookie of the Week - March 3, 2008**

2009-10: Currently eighth in field goals attempted (979), ninth in scoring (1,274 points), three point field goals made (125), three pointers attempted (376) and free throws made (281). He is also just 21 attempted free throws, nine made field goals, eight steals and 60 assists away from 10th in each category ... Equaled his career high with four steals and shot 10-18 for 22 points against Virginia ... Posted his third career double-double against Davidson (11/19) with 17 points and 10 rebounds ... Had a game-high 28 points and a career high six steals against UNC Wilmington (11/22) ... Had a career-high 10 assists against FAU (11/27) ... Posted 13 points, six rebounds and six assists against Hampton (12/2) ... Went 8-for-8 at the free throw line and 7-for-18 from the floor for 24 points against CMU (12/13) ... Five steals to go along with 27 points vs. UCF (12/16).

Summer 2009: One of 17 players invited to the 2009 USA Basketball World University Games Team training camp, June 16-24 at the U.S. Olympic Training Center in Colorado Springs, Colo., to compete for the 12 roster spots... One of 25 college players who worked as a counselor at the Adidas Nations camp in Dallas, where top players from around the world competed.

2008-09: Played in all 31 games on the year, starting 30 ... Did not start 12/16 Vanderbilt game because of a sore left ankle but did play ... Led the team in scoring at 18.1 per game, good for seventh in the BIG EAST ... Upped his scoring average to 19.0 an outing in BIG EAST play, fourth best in the league ... Also led the Bulls in rebounding at 5.6 a game and steals at 1.3 per game, and was second in assists at 3.9 an outing ... Was named BIG EAST Honorable Mention for the second consecutive season ... Ended season with 561 points, seventh best on USF single-season list ... Had 121 free throws made on the year, ninth on the USF single-season chart ... He is the second fastest Bull to reach 1,000 and one of only three USF players to do it in two seasons ... Ended the season with 1,092 points, 14th on the USF all-time scoring list ... Hit game-winning shot with 15.9 seconds remaining in 2/6 upset win over No. 8 Marquette.

2007-08: Earned All-BIG EAST Honorable Mention accolades and was a unanimous selection on the BIG EAST All-Rookie Team after averaging a team high 17.1 points per game ... His 17.1 points per game ranked seventh in the BIG EAST ... Jumped his points per game average to 18.2 in conference play, the best of any league freshman and third best in the conference ... Also pulled down 4.6 rebounds per game, second best on the team, and a team high 1.3 steals per game ... Was only Bull to start all 31 games on the year ... Shared the John & Cynthia Ruzic USF Most Valuable Player award with Kentrell Gransberry ... Also earned the Wittcoff Family Endowed Scholarship ... Is USF's third All-BIG EAST Honorable Mention selection and the first Bull named to the All-Rookie team in the school's three years in the conference ... His 31 points vs. Seton Hall were career high and the highest scored by a BIG EAST freshman this year ... Shattered the USF freshman scoring mark by tallying 531 points on the year ... Was named BIG EAST Rookie of the Week four times as well as being named the Sporting News National Player of the Week once ... The first BIG EAST freshman in 13 years to score 30 or more points in consecutive games ... Made 123 free throws on the year, sixth on the USF single season list.

High School: Signed in the early signing period ... Averaged 21 points, 10 rebounds and 7 assists a game as a senior at Lake Wales High School ... Was a first team 4A all-state selection ... Was named Lakeland Ledger Polk County Player of the Year ... Member of Florida Athletic Coaches Association South all-star team ... Rated as the eighth-best prep prospect in his class in the state of Florida by Rivals.com and 14th by Scout.com ... Was an all-state selection for his efforts and was named News Chief Player of the Year, awarded to the top player in the county ... Member of the Florida Nike Elite AAU team and was invited to the Nike All-American Camp.

Personal: Criminology major ... Born October 15, 1988 in Lake Wales, Fla. ... Son of Norman Jones ... Favorite NBA player is fellow Lake Wales native Amare Stoudemire ... For his sophomore season, switched jersey number from 0 to his high school number of 20.

2008-09				2007-08			
Opposition	P	R	A	Opposition	P	R	A
SMU	13	3	6	Cleveland St.	13	8	3
at Virginia	23	5	5	at Buffalo	17	2	3
High Point	9	6	4	vs. URI	10	4	2
Northeastern	20	6	4	vs. FAU	7	1	2
at UAB	15	3	5	vs. Florida St.	10	2	0
at UCF	31	7	4	East Carolina	11	8	6
Niagara	8	4	4	at FIU	14	5	2
vs. Vanderbilt	19	7	2	UCF	30	4	5
vs. Murray St.	23	0	3	at Richmond	30	14	4
vs. Wright St.	0	3	4	UAB	25	6	3
vs. Oral Rob.	8	2	5	at Wake Forest	14	5	3
Iona	36	4	5	St. Francis	14	2	5
Syracuse	17	5	2	Win. - Salem St.	8	6	7
Louisville	11	5	1	Rutgers	24	7	1
at DePaul	22	8	4	at Syracuse	23	2	3
at Pittsburg	22	3	7	Pittsburgh	13	3	3
at West Virginia	35	8	3	at Providence	10	1	2
DePaul	26	10	6	at Seton Hall	7	4	3
Villanova	11	2	3	West Virginia	11	6	1
at Louisville	19	7	3	Louisville	17	2	4
at St. John's	16	7	3	at Marquette	15	8	2
Marquette	15	5	4	St. John's	24	1	3
Providence	29	8	3	at Georgetown	15	2	0
at Notre Dame	14	9	7	at DePaul	11	6	2
Georgetown	12	4	4	Syracuse	29	4	2
at UConn	14	5	5	UConn	16	4	4
at Seton Hall	20	9	1	at Cincinnati	16	2	3
West Virginia	18	6	2	Seton Hall	31	7	2
Cincinnati	30	8	5	at Rutgers	17	6	3
at Rutgers	11	6	1	at Villanova	29	4	2
vs. Seton Hall	14	8	7	Notre Dame	20	7	1

Opponent	Date	GS	Min	TOTAL			3-PTS			FREE THROWS			REBOUNDS			PF	A	TO	Blk	Stl	Pts
				FG	FGA	Pct	3FG	FGA	Pct	FT	FTA	Pct	Off	Def	Tot						
at SMU	11/13	*	36	4	11	.364	3	8	.375	2	2	1.000	1	5	6	3	6	3	0	1	13
VIRGINIA	11/16	*	38	10	18	.556	1	4	.250	1	1	1.000	1	6	7	3	4	1	0	4	22
vs Davidson	11/19	*	36	8	15	.533	0	2	.000	1	5	.200	2	8	10	3	6	5	0	3	17
vs South Carolina	11/20	*	40	5	10	.500	2	4	.500	5	9	.556	0	9	9	3	5	5	1	0	17
vs UNC Wilmington	11/22	*	40	9	17	.529	1	4	.250	9	14	.643	2	2	4	1	3	3	0	6	28
KENT STATE	11/25	*	24	4	5	.800	1	2	.500	1	1	1.000	0	4	4	1	4	1	0	0	10
FAU	11/27	*	35	4	13	.308	1	7	.143	2	2	1.000	2	2	4	1	10	2	2	1	11
HAMPTON	12/02	*	34	5	11	.455	3	5	.600	0	2	.000	0	6	6	4	6	2	0	0	13
CMU	12/13	*	39	7	18	.389	2	5	.400	8	8	1.000	1	4	5	0	1	5	1	0	24
UCF	12/16	*	40	8	15	.533	3	7	.429	8	9	.889	0	6	6	3	2	4	2	5	27

CAREER STATISTICS

Season	GP	GS	Min.	Avg.	Total			3-Point			Free Throws			Rebounds				Scoring							
					FG	FGA	Pct.	FG	FGA	Pct.	FT	FTA	Pct.	Off.	Def.	Tot.	Avg.	PF	FO	Ast.	TO	Blk	Stl	Pts.	Avg.
2007-08	31	31	1085	35.0	177	385	.460	54	153	.353	123	162	.759	44	99	143	4.6	73	3	86	70	8	47	531	17.1
2008-09	31	30	1161	37.5	193	461	.419	54	175	.309	121	171	.708	61	112	173	5.6	79	2	122	82	12	41	561	18.1
2009-10	10	10	362	36.2	64	133	.481	17	48	.354	37	53	.698	9	52	61	6.1	22	0	47	31	6	20	182	18.2
TOTAL	72	71	2608	36.2	434	979	.443	125	376	.332	281	386	.728	114	263	377	5.2	174	5	255	183	26	108	1274	17.7





RYAN KARDOK

Senior | Guard | 6-3 | 188

13

Parkland, Fla. | Broward Community College | Stoneman Douglas HS

2009-10: Saw his first action of the season against Virginia (11/13) ... Played a career-high 10 minutes and had his first steal at USF against Kent State (11/25) ... Added a steal and a rebound against Hampton (12/2) ... Scored his first career points with a 3-pointer at 15:20 of the second half against UCF (12/16), adding four rebounds, an assist and a steal in 20 minutes of action.

2008-09: Walk-on who joined the team just before the start of the season ... Appeared in nine games, making his debut 11/25 vs. High Point ... Had his first career rebound vs. High Point and his first career assist 2/18 vs. Georgetown.

Prior to USF: Played two years at Broward Community College... Attended Stoneman Douglas High School in Parkland, Fla., where he averaged 17 points and six assists per game as a senior.

Personal: Son of Martha and Tim Kardok ... Has one older brother, Chris, and one younger sister, Katie... Born March 30, 1988... Majoring in finance.

2008-09			
Opposition	P	R	A
High Point	0	1	0
at UAB	0	0	0
vs. Oral Rob.	0	1	0
Louisville	0	1	0
at DePaul	0	0	0
at Louisville	0	0	0
Georgetown	0	0	1
at UConn	0	1	0
Cincinnati	0	0	0

Kardok Season / Career Highs

- Points**
Season: 3, vs. UCF (12/16/09)
Career: 3, vs. UCF (12/16/09)
- Rebounds**
Season: 4, vs. UCF (12/16/09)
Career: 4, vs. UCF (12/16/09)
- Assists**
Season: 1 (2), vs. UCF (12/16/09)
Career: 1 (3), last vs. UCF (12/16/09)
- Steals**
Season: 1 (3), last vs. UCF (12/16/09)
Career: 1 (3), last vs. UCF (12/16/09)
- Blocked Shots**
Season: —
Career: 1, vs. Louisville (1/7/09)
- Field Goals**
Season: 1, vs. UCF (12/16/09)
Career: 1, vs. UCF (12/16/09)
- Field Goal Attempts**
Season: 2, vs. UCF (12/16/09)
Career: 2, vs. UCF (12/16/09)
- Free Throws**
Season: —
Career: —
- Free Throw Attempts**
Season: —
Career: —
- 3-Point Field Goals**
Season: 1, vs. UCF (12/16/09)
Career: 1, vs. UCF (12/16/09)
- 3-Point Field Goal Attempts**
Season: 2, vs. UCF (12/16/09)
Career: 2, vs. UCF (12/16/09)
- Foul Disqualifications**
Season: —
Career: —
- Minutes**
Season: 20, vs. UCF (12/16/09)
Career: 20, vs. UCF (12/16/09)

Opponent	Date	GS	Min	FG	TOTAL		3FG	3-PTS		FREE THROWS			REBOUNDS			PF	A	TO	Blk	Stl	Pts
					FGA	Pct		FGA	Pct	FT	FTA	Pct	Off	Def	Tot						
at SMU	11/13																				
VIRGINIA	11/16	—	1	0	0	—	0	0	—	0	0	—	0	0	0	0	0	0	0	0	
vs. Davidson	11/19																				
vs. South Carolina	11/20																				
vs. UNC Wilmington	11/22																				
KENT STATE	11/25	—	10	0	1	.000	0	0	—	0	0	—	0	0	0	2	1	1	0	1	0
FAU	11/27	—	3	0	0	—	0	0	—	0	0	—	0	0	0	0	0	1	0	0	0
HAMPTON	12/02	—	7	0	1	.000	0	0	—	0	0	—	0	1	1	0	0	0	0	1	0
CMU	12/13																				
UCF	12/16	—	20	1	2	.500	1	2	.500	0	0	—	1	3	4	3	1	1	0	1	3

CAREER STATISTICS

Season	GP	GS	Min.	Avg.	Total			3-Point			Free Throws			Rebounds				Scoring							
					FG	FGA	Pct.	FG	FGA	Pct.	FT	FTA	Pct.	Off.	Def.	Tot.	Avg.	PF	FO	Ast.	TO	Blk	Stl	Pts.	Avg.
2008-09	9	0	20	2.2	0	2	.000	0	1	.000	0	0	—	0	4	4	0.4	1	0	1	0	1	0	0	0.0
2009-10	5	0	41	8.2	1	4	.250	1	2	.500	0	0	—	1	4	5	1.0	5	0	2	3	0	3	3	0.6
Totals	14	0	61	4.4	1	6	.167	1	3	.333	0	0	—	1	8	9	0.6	6	0	3	3	1	3	3	0.2





JUSTIN LEEMOW

Sophomore | Guard | 6-1 | 180

5

Brooklyn, N.Y. | Mt. Zion Christian Academy - N.C. | The Patterson School - N.C. | Xavierian HS

Leemow Season / Career Highs

Points

Season: 9, vs. Virginia (11/16/09)
 Career: 9 (3), last vs. Virginia (11/16/09)

Rebounds

Season: 3, vs. Kent State (11/25/09)
 Career: 6, vs. DePaul (1/20/09)

Assists

Season: 3 (3), last vs. CMU (12/13/09)
 Career: 4, vs. Cincinnati (3/3/09)

Steals

Season: 2 (4), last vs. CMU (12/13/09)
 Career: 3 (2), last vs. Cincinnati (3/3/09)

Blocked Shots

Season: 1 (2), last vs. CMU (12/13/09)
 Career: 1 (3), last vs. CMU (12/13/09)

Field Goals

Season: 3, vs. Virginia (11/16/09)
 Career: 3 (3), last vs. Virginia (11/16/09)

Field Goal Attempts

Season: 6, vs. UNC Wilmington (11/22/09)
 Career: 8, vs. Cincinnati (3/3/09)

Free Throws

Season: —
 Career: 1 (5), last at Rutgers (3/7/09)

Free Throw Attempts

Season: 1 (3), last vs. UNC Wilmington (11/22/09)
 Career: 2 (5), last at Rutgers (3/7/09)

3-Point Field Goals

Season: 3, vs. Virginia (11/16/09)
 Career: 3 (3), last vs. Virginia (11/16/09)

3-Point Field Goal Attempts

Season: 4 (3), vs. Kent State (11/25/09)
 Career: 8, vs. Cincinnati (3/3/09)

Foul Disqualifications

Season: 2, 2009-10
 Career: 2, 2009-10

Minutes

Season: 31, vs. CMU (12/13/09)
 Career: 38, vs. Seton Hall (3/10/09)

Opposition	2008-09		
	P	R	A
SMU	3	2	1
at Virginia	0	1	2
High Point	0	1	1
Northeastern	0	1	1
at UAB	9	3	1
at UCF	0	2	0
Niagara	0	0	2
vs. Vanderbilt	0	0	0
vs. Murray St.	1	2	1
vs. Wright St.	1	1	0
vs. Oral Rob.	2	1	2
Iona	3	0	2
Syacuse	0	0	0
Louisville	0	0	1
at DePaul	2	0	0
at Pittsburgh	0	1	0
at West Virginia	0	0	1
DePaul	6	6	1
Villanova	0	0	0
at Louisville	0	0	0
at St. John's	3	2	2
Marquette	1	5	3
Providence	0	1	3
at Notre Dame	0	0	0
Georgetown	0	2	0
at UConn	0	2	2
at Seton Hall	0	1	2
West Virginia	0	0	1
Cincinnati	9	4	4
at Rutgers	4	0	1
vs. Seton Hall	6	0	0

Opponent	Date	GS	Min	TOTAL			3-PTS			FREE THROWS			REBOUNDS			PF	A	TO	Blk	Stl	Pts
				FG	FGA	Pct	3FG	FGA	Pct	FT	FTA	Pct	Off	Def	Tot						
at SMU	11/13	—	17	0	3	.000	0	2	.000	0	0	—	0	1	1	5	0	2	0	2	0
VIRGINIA	11/16	—	28	3	4	.750	3	3	1.000	0	1	.000	0	2	2	0	1	0	0	1	9
vs Davidson	11/19	—	17	2	4	.500	2	4	.500	0	1	.000	0	0	0	1	0	0	0	0	6
vs South Carolina	11/20	—	23	0	3	.000	0	1	.000	0	0	—	0	0	0	5	1	1	0	1	0
vs UNC Wilmington	11/22	*	28	2	6	.333	0	4	.000	0	1	.000	0	1	1	2	3	0	0	2	4
KENT STATE	11/25	—	15	1	5	.200	1	4	.250	0	0	—	0	3	3	1	3	1	0	2	3
FAU	11/27	—	19	1	5	.200	1	3	.333	0	0	—	1	0	1	3	0	0	1	1	3
HAMPTON	12/02	—	14	0	2	.000	0	2	.000	0	0	—	1	0	1	3	1	2	0	0	0
CMU	12/13	*	31	0	3	.000	0	2	.000	2	5	.400	0	2	2	4	3	2	1	2	2
UCF	12/16												--	DNP	--						

CAREER STATISTICS

Season	GP	GS	Min.	Avg.	Total			3-Point			Free Throws			Rebounds				Scoring							
					FG	FGA	Pct.	FG	FGA	Pct.	FT	FTA	Pct.	Off.	Def.	Tot.	Avg.	PF	FO	Ast.	TO	Blk	Stl	Pts.	Avg.
2008-09	31	8	486	15.7	16	76	.211	14	58	.241	5	11	.455	6	33	39	1.3	48	0	37	21	1	18	51	1.6
2009-10	9	2	192	21.3	9	35	.257	7	25	.280	2	8	.250	2	9	11	1.2	24	2	12	8	2	11	27	3.0
Total	40	10	678	17.0	25	111	.225	21	83	.253	7	19	.368	8	42	50	1.3	72	2	49	29	3	29	78	2.0





MIKE MERCER

Senior | Guard | 6-5 | 195

33

Snellville, Ga. | Georgia | South Gwinnett HS

2009-10: Posted eight points and three rebounds at SMU (11/13) ... Had six points and three boards against Davidson (11/19) ... Had six points and five rebounds against Kent State (11/25) ... Had a season-high nine points on 4-of-4 shooting with three assists and his first career block against FAU (11/27) ... Had a career-high seven rebounds with seven points and three steals against CMU (12/13) ... Went 6-of-7 from the free throw line and tied his career high with 12 points and three steals, while adding four rebounds and a career-high four assists against UCF (12/16).

2008-09: Became eligible to play in December, 2008 after transferring from Georgia ... Competed in four games, starting two, before suffering a season-ending knee injury ... Averaged 8.5 points per contest ... Shot .348 from the floor ... Also averaged 2.0 rebounds per game with six assists and six steals.

2007-08: Redshirted after transferring on Nov. 27, 2007 from Georgia... Did not play in any games for the Bulldogs in 2007-08.

2006-07: Started all 23 games for UGA before suffering a right knee ACL injury that forced him to miss the final 10 games ... Was the second leading scorer on the team at 13.6 points per game ... Had 17 double-digit scoring games ... Prior to his injury, was leading the team in scoring and minutes played and was ranked 18th in the SEC in scoring, 14th in assists (3.6), 8th in steals (1.70) and 13th in assist/turnover ratio (1.43) ... Was named SEC Player of the Week once and came within 2 rebounds against Jacksonville of becoming first UGA player in history to achieve a triple-double.

2006 Summer: Spent two weeks touring Dominican Republic with other U.S. collegians.

2005-06: As a freshman, averaged 11 points and 3.0 rebounds per game and was named to the Coaches' SEC All-Freshman team ... 11 points per game was second on the squad ... Had 17 double-digit scoring games ... Captured one Freshman-of-the-Week award ... Ranked 8th in the SEC in steals at 1.71 per game.

High School: As a high school senior in 2005, was rated the No. 5 point guard in the country by Rivals.com and No. 22 overall ... Was rated No. 44 overall by Scout.com ... Averaged 19.8 points, 8.1 assists and 6.0 rebounds as a senior, helping South Gwinnett to a 28-3 record and the quarterfinals of the Georgia Class 5A state tournament ... The Comets held a top-10 national ranking throughout most of the season ... As a junior, averaged 18.1 points, when South Gwinnett went 31-2 and won the 5A championship ... Was a backcourt teammate, both at SGHS and for the AAU's Georgia Stars, with current Philadelphia 76er Louis Williams ... Coached by Roger Fleetwood at SGHS.

Personal: Criminology major ... Born September 29, 1986 in Anaheim, Calif.... Full name is Michael Anthony Mercer, Jr.

2008-09			
Opposition	P	R	A
Niagara	12	2	0
vs. Vanderbilt	10	2	2
vs. Murray St.	12	3	3
vs. Wright St.	0	1	1

Mercer Season / Career Highs

Points	Season: 12, vs. UCF (12/16/09)
	Career: 12 (3), last vs. UCF (12/16/09)
Rebounds	Season: 7, vs. CMU (12/13/09)
	Career: 7, vs. CMU (12/13/09)
Assists	Season: 4, vs. UCF (12/16/09)
	Career: 4, vs. UCF (12/16/09)
Steals	Season: 3 (3), last vs. UCF (12/16/09)
	Career: 3 (4), last vs. UCF (12/16/09)
Blocked Shots	Season: 1, vs. FAU (11/27/09)
	Career: 1, vs. FAU (11/27/09)
Field Goals	Season: 4, vs. FAU (11/27/09)
	Career: 6 (2), last vs. Murray State (12/20/08)
Field Goal Attempts	Season: 8, vs. UCF (12/16/09)
	Career: 16, vs. Niagara (12/14/08)
Free Throws	Season: 6, vs. UCF (12/16/09)
	Career: 6, vs. UCF (12/16/09)
Free Throw Attempts	Season: 7, vs. UCF (12/16/09)
	Career: 7, vs. UCF (12/16/09)
3-Point Field Goals	Season: 2, at SMU (11/13/09)
	Career: 2, at SMU (11/13/09)
3-Point Field Goal Attempts	Season: 4, vs. CMU (12/13/09)
	Career: 4 (3), last vs. CMU (12/13/09)
Foul Disqualifications	Season: —
	Career: —
Minutes	Season: 37, vs. UCF (12/16/09)
	Career: 39, vs. Niagara (12/14/08)

Opponent	Date	GS	Min	TOTAL			3-PTS			FREE THROWS			REBOUNDS			PF	A	TO	Blk	Stl	Pts
				FG	FGA	Pct	3FG	FGA	Pct	FT	FTA	Pct	Off	Def	Tot						
at SMU	11/13	*	21	3	6	.500	2	3	.667	0	1	.000	0	3	3	1	0	0	0	2	8
VIRGINIA	11/16	*	23	1	3	.333	0	1	.000	1	2	.500	0	4	4	0	0	2	0	0	3
vs Davidson	11/19	*	29	3	7	.429	0	1	.000	0	2	.000	2	1	3	3	2	1	0	3	6
vs South Carolina	11/20	*	18	1	4	.250	0	1	.000	0	0	—	2	2	4	3	0	2	0	0	2
vs UNC Wilmington	11/22	—	22	2	5	.400	0	2	.000	0	0	—	0	4	4	0	2	0	0	0	4
KENT STATE	11/25	*	17	2	5	.400	1	3	.333	1	2	.500	0	5	5	0	0	1	0	1	6
FAU	11/27	*	21	4	4	1.000	1	1	1.000	0	0	—	0	1	1	1	3	1	1	0	9
HAMPTON	12/02	*	16	2	4	.500	1	2	.500	0	0	—	0	2	2	4	2	2	0	2	5
CMU	12/13	*	30	3	7	.429	1	4	.250	0	0	—	1	6	7	2	1	2	0	3	7
UCF	12/16	*	37	3	8	.375	0	3	.000	6	7	.857	1	3	4	1	4	2	0	3	12

CAREER STATISTICS

Season	GP	GS	Min.	Avg.	Total			3-Point			Free Throws			Rebounds				Scoring							
					FG	FGA	Pct.	FG	FGA	Pct.	FT	FTA	Pct.	Off.	Def.	Tot.	Avg.	Pf	FO	Ast.	TO	Blk	Stl	Pts.	Avg.
2008-09	4	2	125	31.3	16	46	.348	1	14	.071	1	3	.333	5	3	8	2.0	4	0	6	7	0	6	34	8.5
2009-10	10	9	234	23.4	24	53	.453	6	21	.286	8	14	.571	6	31	37	3.7	15	0	14	13	1	14	62	6.2
Total	14	11	359	25.6	40	99	.404	7	35	.200	9	17	.529	11	34	45	3.2	19	0	20	20	1	20	96	6.9





SHAUN NORIEGA

Freshman | Guard | 6-4 | 195

22

North Port, Fla. | North Point HS

2009-10: Appeared in his first collegiate game at SMU (11/13) ... Hit a 3-pointer with 55 seconds remaining in the second half against South Carolina (11/20) for his first collegiate points ... Added three points and his first collegiate rebound against Kent State (11/25) ... Went 2-of-3 from the 3-point line for six points against FAU (11/27) ... Played a season-high 12 minutes and grabbed two rebounds against Hampton (12/2).

High School: Attended North Port High School in North Port, Fla., where he ended his career with a school record 1,952 career points ... Was already the school's all-time leading scorer with 1,282 points prior to his senior year ... Averaged 20.2 points a game as a senior despite facing numerous junk defenses throughout the season ... Also averaged 3.2 rebounds, 2.8 assists and 1.1 steals per game ... Named to the Sarasota Herald All-Area First Team and was named the Charlotte Sun-Herald Area Player of the Year ... Was named MVP of the Manatee-Sarasota Pal Senior Showcase ... Had a single-game season high of 30 and scored 20 or more points 14 times ... Was a Class 5A Third-Team All-State pick as a junior, as well as the 5A Sarasota/Manatee County Player of the Year ... Was also a Charlotte Sun-Herald First-Team All Area selection as a junior and sophomore ... Helped North Port to a 20-7 record as a junior where he averaged 24.1 points and 4.1 rebounds, to go along with 28 assists and 43 steals ... Was MVP of the Suncoast Cup Tournament ... Coached by Curt Allen at North Port ... Played for the Florida Elite AAU squad, coached by Conrad Foss.

Personal: Son of Holly Wynne and Gilberto Noriega ... Has three older brothers, Noel, Bryan and Gilberto, and three older sisters, Shirin, Amelia and Gracelia ... Born Oct. 26, 1990 ... Chose USF over Notre Dame, Butler and Washington State ... Signed with USF on Nov. 12, 2008.

2009-10 Season Highs

Points 6, vs. FAU (11/27/09)
Rebounds 2, vs. Hampton (12/2/09)
Assists 1, vs. Hampton (12/2/09)
Steals —
Blocked Shots —
Field Goals 2, vs. FAU (11/27/09)
Field Goal Attempts 4, vs. FAU (11/27/09)
Free Throws —
Free Throw Attempts —
3-Point Field Goals 2, vs. FAU (11/27/09)
3-Point Field Goal Attempts 3, vs. FAU (11/27/09)
Foul Disqualifications —
Minutes 12, vs. Hampton (12/2/09)

Opponent	Date	GS	Min	TOTAL			3-PTS			FREE THROWS			REBOUNDS			PF	A	TO	Blk	Stl	Pts
				FG	FGA	Pct	3FG	FGA	Pct	FT	FTA	Pct	Off	Def	Tot						
at SMU	11/13	—	1	0	1	.000	0	0	—	0	0	—	0	0	0	0	0	0	0	0	
VIRGINIA	11/16	—	2	0	0	—	0	0	—	0	0	—	0	0	0	0	0	0	0	0	
vs. Davidson	11/19	—	—	—	—	—	—	—	—	—	DNP	—	—	—	—	—	—	—	—	—	
vs South Carolina	11/20	—	2	1	1	1.000	1	1	1.000	0	0	—	0	0	0	0	0	0	0	3	
vs. UNC Wilmington	11/22	—	—	—	—	—	—	—	—	—	DNP	—	—	—	—	—	—	—	—	—	
KENT STATE	11/25	—	10	1	3	.333	1	2	.500	0	0	—	0	1	1	0	0	0	0	3	
FAU	11/27	—	6	2	4	.500	2	3	.667	0	0	—	0	0	0	2	0	0	0	6	
HAMPTON	12/02	—	12	0	2	.000	0	2	.000	0	0	—	0	2	2	0	1	0	0	0	
CMU	12/13	—	3	0	1	.000	0	1	.000	0	0	—	0	0	0	0	0	0	0	0	
UCF	12/16	—	2	0	0	—	0	0	—	0	0	—	0	0	0	0	0	0	0	0	

CAREER STATISTICS

Season	GP	GS	Min.	Avg.	Total			3-Point			Free Throws			Rebounds				Scoring							
					FG	FGA	Pct.	FG	FGA	Pct.	FT	FTA	Pct.	Off.	Def.	Tot.	Avg.	PF	FO	Ast.	TO	Blk	Stl	Pts.	Avg.
2009-10	8	0	38	4.8	4	12	.333	4	9	.444	0	0	—	0	3	3	0.4	2	0	1	0	0	0	12	1.5





ALEX RIVAS

Senior | Center | 6-10 | 230

11

Santiago, Dominican Republic | Pratt Community College - Kan. | Laurinburg Prep - N.C. | Colegio Fausto Jimenez HS - D.R.

2009-10: In September, underwent bilateral tibial surgical revision to replace metal rods in both of his lower legs ... Expected to return to the court in December.

2008-09: Appeared in 30 of 31 games, starting 14 ... Averaged 4.2 points and 4.7 rebounds, good for second on the team ... Was also second on the team with 15 blocked shots ... Made his first career start 11/29 vs. Northeastern ... Is still not 100 percent after off-season surgery in May to place rods in both tibias.

Pratt CC: Coached by Trevor Rolfs at Pratt where he earned 2008 KJCCC All-Jayhawk West second team honors after averaging 8.7 points, 12.1 rebounds and 3.1 blocks for the season ... His 12 rebounds per game ranked sixth nationally in junior college ... Had a 19 rebound game, two 17 rebound games and two 16 rebound games as a sophomore ... Averaged 5.1 points, 9.3 rebounds and 3.0 blocks per game as a freshman at Pratt

High School: Attended Laurinburg Prep in Laurinburg, N.C. prior to Pratt and also attended Colegio Fausto Jimenez High School in Dominican Republic... Coached by Kenny Gillian as a member of the Team Breakdown AAU program.

Personal: Undecided on major ... Son of Alejandro Rivas and Josefina Sanchez ... Born November 4, 1986 ... Chose USF over Baylor, Nebraska, West Virginia, Tennessee Tech, Florida Atlantic, SMU and Texas Tech.

Opposition	2008-09		
	P	R	A
SMU	8	6	0
at Virginia	10	9	0
High Point	4	2	0
Northeastern	6	6	0
at UAB	0	4	0
at UCF	0	7	0
Niagara	0	1	0
vs. Vanderbilt	0	0	0
vs. Murray St.	0	1	0
vs. Wright St.	2	4	0
vs. Oral Rob.	8	7	0
Iona	2	1	0
Syacuse	4	5	0
Louisville	0	2	0
at DePaul	2	4	0
at Pittsburgh	0	1	0
at West Virginia	0	0	0
DePaul	--	DNP	--
Villanova	0	2	0
at Louisville	7	5	0
at St. John's	1	6	0
Marquette	4	9	0
Providence	0	7	0
at Notre Dame	8	9	0
Georgetown	9	6	0
at UConn	6	5	0
at Seton Hall	18	11	1
West Virginia	4	4	0
Cincinnati	10	4	1
at Rutgers	5	6	1
vs. Seton Hall	7	6	0

Rivas Season / Career Highs

Points
Season: —
Career: 18, at Seton Hall (2/25/09)
Rebounds
Season: —
Career: 11, at Seton Hall (2/25/09)
Assists
Season: —
Career: 1 (3), last at Rutgers (3/7/09)
Steals
Season: —
Career: 3 (2), last at UConn (2/21/09)
Blocked Shots
Season: —
Career: 3 (2), last at St. John's (2/1/09)
Field Goals
Season: —
Career: 7, at Seton Hall (2/25/09)
Field Goal Attempts
Season: —
Career: 11, at Seton Hall (2/25/09)
Free Throws
Season: —
Career: 4 (2), last vs. Cincinnati (3/3/09)
Free Throw Attempts
Season: —
Career: 5 (2), last at Rutgers (3/7/09)
3-Point Field Goals
Season: —
Career: —
3-Point Field Goal Attempts
Season: —
Career: —
Foul Disqualifications
Season: —
Career: —
Minutes
Season: —
Career: 34 (2), last at Rutgers (3/7/09)

Opponent	Date	GS	Min	FG	TOTAL		3-PTS			FREE THROWS			REBOUNDS			PF	A	TO	Blk	Stl	Pts
					FGA	Pct	3FG	FGA	Pct	FT	FTA	Pct	Off	Def	Tot						
at SMU	11/13																				
vs. Virginia	11/16																				
vs. Davidson	11/19																				
vs. South Carolina	11/20																				
vs. UNC Wilmington	11/22																				

CAREER STATISTICS

Season	GP	GS	Min.	Avg.	FG	Total		3-Point		Free Throws			Rebounds				Scoring								
						FGA	Pct.	FG	FGA	Pct.	FT	FTA	Pct.	Off.	Def.	Tot.	Avg.	PF	FO	Ast.	TO	Blk	Stl	Pts.	Avg.
2008-09	30	14	534	17.8	49	92	.533	0	0	.000	27	47	.574	41	99	140	4.7	71	0	3	36	15	18	125	4.2



USF 2009-10 Men's Basketball

University of South Florida Season Schedule/Results & Leaders (as of Dec 17, 2009)
All games

RECORD:	OVERALL	HOME	AWAY	NEUTRAL
ALL GAMES.....	(8-2)	(5-1)	(1-0)	(2-1)
CONFERENCE.....	(0-0)	(0-0)	(0-0)	(0-0)
NON-CONFERENCE.....	(8-2)	(5-1)	(1-0)	(2-1)

DATE	TIME	OPPONENT		SCORE	ATTEND	HIGH POINTS	HIGH REBOUNDS
11/13/09	7:35 p.m.	at SMU	W	67-61	2213	(23)GILCHRIST, Augustus	(9)GILCHRIST, Augustus
11/16/09	7:45 p.m.	VIRGINIA	W	66-49	4193	(22)JONES, Dominique	(8)GILCHRIST, Augustus (8)FAMOUS, Jarrid
11/19/09	7:00pm	\$ vs Davidson	W	65-58	2115	(21)GILCHRIST, Augustus	(11)FAMOUS, Jarrid
11/20/09	9:30pm	\$ vs South Carolina		66-69	L 2391	(19)GILCHRIST, Augustus	(9)JONES, Dominique (9)FAMOUS, Jarrid
11/22/09	3:30pm	\$ vs UNC Wilmington	W	74-66	2531	(28)JONES, Dominique	(6)GILCHRIST, Augustus (6)FITZPATRICK, Toarlyn
11/25/09	7 p.m.	KENT STATE	W	76-54	4189	(19)GILCHRIST, Augustus	(8)FAMOUS, Jarrid
11/27/09	7 p.m.	FAU	W	78-58	4571	(27)GILCHRIST, Augustus	(9)FAMOUS, Jarrid
12/02/09	7 p.m.	HAMPTON	W	74-55	2753	(16)FAMOUS, Jarrid	(10)FAMOUS, Jarrid
12/13/09	2 p.m.	CENTRAL MICHIGAN		56-59	L 3364	(24)JONES, Dominique	(7)FITZPATRICK, Toarlyn (7)MERCER, Mike
12/16/09	7 p.m.	UCF	W	69-65	4627	(27)JONES, Dominique	(10)FAMOUS, Jarrid

\$ = Charleston Classic

% = Las Vegas Holiday Hoops Classic

* = Conference game

ATTENDANCE SUMMARY	GAMES	TOTALS	AVG/GAME
HOME.....	6	23697	3950
AWAY.....	1	2213	2213
NEUTRAL.....	3	7037	2346
TOTAL.....	10	32947	3295

USF 2009-10 Men's Basketball
 University of South Florida Season Box Score (as of Dec 17, 2009)
 All games

RECORD:	OVERALL	HOME	AWAY	NEUTRAL
ALL GAMES.....	(8-2)	(5-1)	(1-0)	(2-1)
CONFERENCE.....	(0-0)	(0-0)	(0-0)	(0-0)
NON-CONFERENCE.....	(8-2)	(5-1)	(1-0)	(2-1)

## Player	GP-GS	Min--Avg	---TOTAL---		---3-PTS---		---FT-FTA		---REBOUNDS---				PF	FO	A	TO	Blk	Stl	Pts	Avg
			FG-FGA	Pct	3FG-FGA	Pct	Pct	Off	Def	Tot	Avg									
24 GILCHRIST, Augustus	8-8	245 30.6	47-87	.540	8-11	.727	48-59	.814	25	34	59	7.4	19	0	6	25	11	4	150	18.8
20 JONES, Dominique...	10-10	362 36.2	64-133	.481	17-48	.354	37-53	.698	9	52	61	6.1	22	0	47	31	6	20	182	18.2
31 FAMOUS, Jarrid.....	10-10	311 31.1	39-71	.549	0-0	.000	30-49	.612	25	47	72	7.2	22	0	6	21	5	3	108	10.8
03 HOWARD, Chris.....	10-10	337 33.7	32-67	.478	9-29	.310	22-30	.733	8	19	27	2.7	17	0	46	19	3	7	95	9.5
33 MERCER, Mike.....	10-9	234 23.4	24-53	.453	6-21	.286	8-14	.571	6	31	37	3.7	15	0	14	13	1	14	62	6.2
32 FITZPATRICK, Toarly	10-1	181 18.1	15-36	.417	0-2	.000	7-14	.500	17	27	44	4.4	24	0	6	15	7	4	37	3.7
05 LEEMOW, Justin.....	9-2	192 21.3	9-35	.257	7-25	.280	2-8	.250	2	9	11	1.2	24	2	12	8	2	11	27	3.0
22 NORIEGA, Shaun.....	8-0	38 4.8	4-12	.333	4-9	.444	0-0	.000	0	3	3	0.4	2	0	1	0	0	0	12	1.5
23 BURWELL, Mike.....	7-0	32 4.6	3-13	.231	2-5	.400	1-2	.500	2	3	5	0.7	6	0	2	0	0	1	9	1.3
04 DUMARS, Jordan.....	6-0	27 4.5	2-8	.250	2-8	.250	0-0	.000	0	0	0	0.0	5	0	0	0	0	0	6	1.0
13 KARDOK, Ryan.....	5-0	41 8.2	1-4	.250	1-2	.500	0-0	.000	1	4	5	1.0	5	0	2	3	0	3	3	0.6
TEAM.....										18	24	42	4.2	0		5			0	
Total.....	10	2000	240-519	.462	56-160	.350	155-229	.677	113	253	366	36.6	161	2	142	140	35	67	691	69.1
Opponents.....	10	2000	219-564	.388	53-173	.306	103-163	.632	124	208	332	33.2	182	-	97	135	28	59	594	59.4

SCORE BY PERIODS:	1st	2nd	Total
-----	-----	-----	-----
University of South Florida...	336	355	- 691
Opponents.....	268	326	- 594

DEADBALL REBOUNDS:	OFF	DEF	TOTAL
-----	-----	-----	-----
University of South Florida...	32	0	32
Opponents.....	28	0	28

USF 2009-10 Men's Basketball
 University of South Florida Overall Team Statistics (as of Dec 17, 2009)
 All games

TEAM STATISTICS	USF	OPP	
SCORING.....	691	594	
Points per game.....	69.1	59.4	
Scoring margin.....	+9.7	-	
FIELD GOALS-ATT.....	240-519	219-564	
Field goal pct.....	.462	.388	
3 POINT FG-ATT.....	56-160	53-173	
3-point FG pct.....	.350	.306	
3-pt FG made per game..	5.6	5.3	
FREE THROWS-ATT.....	155-229	103-163	
Free throw pct.....	.677	.632	
F-Throws made per game.	15.5	10.3	
REBOUNDS.....	366	332	
Rebounds per game.....	36.6	33.2	
Rebounding margin.....	+3.4	-	
ASSISTS.....	142	97	
Assists per game.....	14.2	9.7	
TURNOVERS.....	140	135	
Turnovers per game.....	14.0	13.5	
Turnover margin.....	-0.5	-	
Assist/turnover ratio..	1.0	0.7	
STEALS.....	67	59	
Steals per game.....	6.7	5.9	
BLOCKS.....	35	28	
Blocks per game.....	3.5	2.8	
WINNING STREAK.....	1	-	
Home win streak.....	1	-	
ATTENDANCE.....	23697	9250	
Home games-Avg/Game....	6-3950	1-2213	
Neutral site-Avg/Game..	-	3-2346	
 SCORE BY PERIODS:	 1st	 2nd	 Total
-----	-----	-----	-----
University of South Florida...	336	355	- 691
Opponents.....	268	326	- 594

USF 2009-10 Men's Basketball
 University of South Florida Team Game-by-Game Comparison (as of Dec 17, 2009)
 All games

Opponent	1st	2nd	Score	Mar	Total FG	FG Pct	3-Pointers	3FG Pct	Free Throws	FT Pct	Rebounds	Ass
-----	--/--	--/--	---/---	---	-----/-----	-----/-----	-----/-----	-----/-----	-----/-----	-----/-----	-----/-----	-----/-----
SMU.....	29/32	38/29	67-61	+6	23-47/23-53	.489/.434	6-17/ 4-14	.353/.286	15-21/11-17	.714/.647	31/31	- 13/
VIRGINIA.....	31/27	35/22	66-49	+17	24-45/17-52	.533/.327	5-11/ 2-12	.455/.167	13-18/13-17	.722/.765	35/24	+11 11/
Davidson.....	28/23	37/35	65-58	+7	20-49/22-60	.408/.367	3-11/ 6-23	.273/.261	22-34/ 8-11	.647/.727	43/34	+9 11/
South Carolina.....	35/29	31/40	66-69	(3)	21-48/23-62	.438/.371	5-13/ 2-17	.385/.118	19-27/21-30	.704/.700	37/39	(2) 11/
UNC Wilmington.....	37/32	37/34	74-66	+8	28-54/28-59	.519/.475	1-12/ 4-15	.083/.267	17-28/ 6-10	.607/.600	29/37	(8) 12/
KENT STATE.....	41/20	35/34	76-54	+22	31-61/23-64	.508/.359	9-22/ 4-15	.409/.267	5-8 / 4-10	.625/.400	40/36	+4 21/
FAU.....	35/29	43/29	78-58	+20	28-57/20-59	.491/.339	10-21/ 7-17	.476/.412	12-17/11-15	.706/.733	38/35	+3 19/
HAMPTON.....	35/19	39/36	74-55	+19	28-61/19-49	.459/.388	7-18/ 5-17	.389/.294	11-21/12-29	.524/.414	43/33	+10 20/
CENTRAL MICHIGAN.....	31/30	25/29	56-59	(3)	18-47/20-54	.383/.370	4-15/11-27	.267/.407	16-22/ 8-10	.727/.800	32/36	(4) 10/
UCF.....	34/27	35/38	69-65	+4	19-50/24-52	.380/.462	6-20/ 8-16	.300/.500	25-33/ 9-14	.758/.643	38/27	+11 14/

Note: Game totals are displayed in the format TEAM/OPPONENT for each category

USF 2009-10 Men's Basketball
 University of South Florida Team High/Low Analysis (as of Dec 17, 2009)
 All games

University of South Florida - TEAM GAME HIGHS

POINTS.....	78	FAU (11/27/09)
	76	KENT STATE (11/25/09)
	74	HAMPTON (12/02/09)
	74	vs UNC Wilmington (11/22/09)
	69	UCF (12/16/09)
FIELD GOALS MADE.....	31	KENT STATE (11/25/09)
	28	HAMPTON (12/02/09)
	28	FAU (11/27/09)
	28	vs UNC Wilmington (11/22/09)
FIELD GOAL ATTEMPTS.....	61	HAMPTON (12/02/09)
	61	KENT STATE (11/25/09)
FIELD GOAL PERCENTAGE.....	.533 (24-45)	VIRGINIA (11/16/09)
	.519 (28-54)	vs UNC Wilmington (11/22/09)
3 PT FIELD GOALS MADE.....	10	FAU (11/27/09)
	9	KENT STATE (11/25/09)
3 PT FG ATTEMPTS.....	22	KENT STATE (11/25/09)
	21	FAU (11/27/09)
3 PT FG PERCENTAGE.....	.476 (10-21)	FAU (11/27/09)
	.455 (5-11)	VIRGINIA (11/16/09)
FREE THROWS MADE.....	25	UCF (12/16/09)
	22	vs Davidson (11/19/09)
FREE THROW ATTEMPTS.....	34	vs Davidson (11/19/09)
	33	UCF (12/16/09)
FREE THROW PERCENTAGE.....	.758 (25-33)	UCF (12/16/09)
	.727 (16-22)	CENTRAL MICHIGAN (12/13/09)
REBOUNDS.....	43	HAMPTON (12/02/09)
	43	vs Davidson (11/19/09)
ASSISTS.....	21	KENT STATE (11/25/09)
	20	HAMPTON (12/02/09)
STEALS.....	13	UCF (12/16/09)
	11	vs UNC Wilmington (11/22/09)
BLOCKED SHOTS.....	8	FAU (11/27/09)
	5	UCF (12/16/09)
TURNOVERS.....	18	UCF (12/16/09)
	17	vs South Carolina (11/20/09)
	17	vs Davidson (11/19/09)
FOULS.....	22	HAMPTON (12/02/09)
	22	vs South Carolina (11/20/09)

USF 2009-10 Men's Basketball
 University of South Florida High/Low Analysis (as of Dec 17, 2009)
 All games

Opponent - GAME HIGHS

POINTS.....	69	vs South Carolina (11/20/09)
	66	vs UNC Wilmington (11/22/09)
	65	UCF (12/16/09)
	61	at SMU (11/13/09)
	59	CENTRAL MICHIGAN (12/13/09)
FIELD GOALS MADE.....	28	vs UNC Wilmington (11/22/09)
	24	UCF (12/16/09)
FIELD GOAL ATTEMPTS.....	64	KENT STATE (11/25/09)
	62	vs South Carolina (11/20/09)
FIELD GOAL PERCENTAGE.....	.475 (28-59)	vs UNC Wilmington (11/22/09)
	.462 (24-52)	UCF (12/16/09)
3 PT FIELD GOALS MADE.....	11	CENTRAL MICHIGAN (12/13/09)
	8	UCF (12/16/09)
3 PT FG ATTEMPTS.....	27	CENTRAL MICHIGAN (12/13/09)
	23	vs Davidson (11/19/09)
3 PT FG PERCENTAGE.....	.500 (8-16)	UCF (12/16/09)
	.412 (7-17)	FAU (11/27/09)
FREE THROWS MADE.....	21	vs South Carolina (11/20/09)
	13	VIRGINIA (11/16/09)
FREE THROW ATTEMPTS.....	30	vs South Carolina (11/20/09)
	29	HAMPTON (12/02/09)
FREE THROW PERCENTAGE.....	.800 (8-10)	CENTRAL MICHIGAN (12/13/09)
	.765 (13-17)	VIRGINIA (11/16/09)
REBOUNDS.....	39	vs South Carolina (11/20/09)
	37	vs UNC Wilmington (11/22/09)
ASSISTS.....	13	UCF (12/16/09)
	13	FAU (11/27/09)
	13	vs Davidson (11/19/09)
STEALS.....	12	UCF (12/16/09)
	9	CENTRAL MICHIGAN (12/13/09)
BLOCKED SHOTS.....	7	FAU (11/27/09)
	7	vs South Carolina (11/20/09)
TURNOVERS.....	18	vs UNC Wilmington (11/22/09)
	17	UCF (12/16/09)
	17	CENTRAL MICHIGAN (12/13/09)
FOULS.....	23	vs Davidson (11/19/09)
	22	UCF (12/16/09)

USF 2009-10 Men's Basketball
 University of South Florida High/Low Analysis (as of Dec 17, 2009)
 All games

University of South Florida - GAME LOWS

POINTS.....	56	CENTRAL MICHIGAN (12/13/09)
	65	vs Davidson (11/19/09)
	66	VIRGINIA (11/16/09)
	66	vs South Carolina (11/20/09)
	67	at SMU (11/13/09)
FIELD GOALS MADE.....	18	CENTRAL MICHIGAN (12/13/09)
	19	UCF (12/16/09)
FIELD GOAL ATTEMPTS.....	45	VIRGINIA (11/16/09)
	47	at SMU (11/13/09)
	47	CENTRAL MICHIGAN (12/13/09)
FIELD GOAL PERCENTAGE.....	.380 (19-50)	UCF (12/16/09)
	.383 (18-47)	CENTRAL MICHIGAN (12/13/09)
3 PT FIELD GOALS MADE.....	1	vs UNC Wilmington (11/22/09)
	3	vs Davidson (11/19/09)
3 PT FG ATTEMPTS.....	11	VIRGINIA (11/16/09)
	11	vs Davidson (11/19/09)
3 PT FG PERCENTAGE.....	.083 (1-12)	vs UNC Wilmington (11/22/09)
	.267 (4-15)	CENTRAL MICHIGAN (12/13/09)
FREE THROWS MADE.....	5	KENT STATE (11/25/09)
	11	HAMPTON (12/02/09)
FREE THROW ATTEMPTS.....	8	KENT STATE (11/25/09)
	17	FAU (11/27/09)
FREE THROW PERCENTAGE.....	.524 (11-21)	HAMPTON (12/02/09)
	.607 (17-28)	vs UNC Wilmington (11/22/09)
REBOUNDS.....	29	vs UNC Wilmington (11/22/09)
	31	at SMU (11/13/09)
ASSISTS.....	10	CENTRAL MICHIGAN (12/13/09)
	11	VIRGINIA (11/16/09)
	11	vs Davidson (11/19/09)
	11	vs South Carolina (11/20/09)
STEALS.....	3	FAU (11/27/09)
	3	HAMPTON (12/02/09)
BLOCKED SHOTS.....	2	vs Davidson (11/19/09)
	2	vs South Carolina (11/20/09)
	2	HAMPTON (12/02/09)
TURNOVERS.....	9	FAU (11/27/09)
	10	HAMPTON (12/02/09)
FOULS.....	8	KENT STATE (11/25/09)
	12	FAU (11/27/09)

USF 2009-10 Men's Basketball
 University of South Florida High/Low Analysis (as of Dec 17, 2009)
 All games

Opponent - GAME LOWS

POINTS.....	49	VIRGINIA (11/16/09)
	54	KENT STATE (11/25/09)
	55	HAMPTON (12/02/09)
	58	vs Davidson (11/19/09)
	58	FAU (11/27/09)
FIELD GOALS MADE.....	17	VIRGINIA (11/16/09)
	19	HAMPTON (12/02/09)
FIELD GOAL ATTEMPTS.....	49	HAMPTON (12/02/09)
	52	VIRGINIA (11/16/09)
	52	UCF (12/16/09)
FIELD GOAL PERCENTAGE.....	.327 (17-52)	VIRGINIA (11/16/09)
	.339 (20-59)	FAU (11/27/09)
3 PT FIELD GOALS MADE.....	2	VIRGINIA (11/16/09)
	2	vs South Carolina (11/20/09)
3 PT FG ATTEMPTS.....	12	VIRGINIA (11/16/09)
	14	at SMU (11/13/09)
3 PT FG PERCENTAGE.....	.118 (2-17)	vs South Carolina (11/20/09)
	.167 (2-12)	VIRGINIA (11/16/09)
FREE THROWS MADE.....	4	KENT STATE (11/25/09)
	6	vs UNC Wilmington (11/22/09)
FREE THROW ATTEMPTS.....	10	vs UNC Wilmington (11/22/09)
	10	KENT STATE (11/25/09)
	10	CENTRAL MICHIGAN (12/13/09)
FREE THROW PERCENTAGE.....	.400 (4-10)	KENT STATE (11/25/09)
	.414 (12-29)	HAMPTON (12/02/09)
REBOUNDS.....	24	VIRGINIA (11/16/09)
	27	UCF (12/16/09)
ASSISTS.....	3	vs South Carolina (11/20/09)
	7	at SMU (11/13/09)
	7	VIRGINIA (11/16/09)
STEALS.....	1	FAU (11/27/09)
	3	vs Davidson (11/19/09)
	3	HAMPTON (12/02/09)
BLOCKED SHOTS.....	1	VIRGINIA (11/16/09)
	1	vs Davidson (11/19/09)
	1	vs UNC Wilmington (11/22/09)
	1	UCF (12/16/09)
TURNOVERS.....	9	VIRGINIA (11/16/09)
	10	vs South Carolina (11/20/09)
	10	FAU (11/27/09)
FOULS.....	11	FAU (11/27/09)
	13	KENT STATE (11/25/09)

USF 2009-10 Men's Basketball
 University of South Florida Player High/Low Analysis (as of Dec 17, 2009)
 All games

University of South Florida - INDIVIDUAL GAME HIGHS

Points.....	28	JONES, Dominique vs UNC Wilmington (11/22/09)
	27	JONES, Dominique vs UCF (12/16/09)
	27	GILCHRIST, Augustus vs FAU (11/27/09)
	24	JONES, Dominique vs Central Michigan (12/13/09)
	23	GILCHRIST, Augustus at SMU (11/13/09)
Field Goals Made.....	10	GILCHRIST, Augustus vs FAU (11/27/09)
	10	JONES, Dominique vs Virginia (11/16/09)
Field Goal Att.....	18	JONES, Dominique vs Central Michigan (12/13/09)
	18	JONES, Dominique vs Virginia (11/16/09)
FG Pct (min 5 made).....	.875 (7-8)	FAMOUS, Jarrid vs Kent State (11/25/09)
	.833 (10-12)	GILCHRIST, Augustus vs FAU (11/27/09)
3-Point FG Made.....	3	JONES, Dominique vs UCF (12/16/09)
	3	JONES, Dominique vs Hampton (12/02/09)
	3	HOWARD, Chris vs FAU (11/27/09)
	3	GILCHRIST, Augustus vs Kent State (11/25/09)
	3	LEEMOW, Justin vs Virginia (11/16/09)
	3	JONES, Dominique at SMU (11/13/09)
3-Point FG Att.....	8	JONES, Dominique at SMU (11/13/09)
	7	JONES, Dominique vs UCF (12/16/09)
	7	JONES, Dominique vs FAU (11/27/09)
3-Pt FG Pct (min 2 made).....	1.000 (3-3)	LEEMOW, Justin vs Virginia (11/16/09)
	1.000 (2-2)	BURWELL, Mike vs Hampton (12/02/09)
	1.000 (2-2)	GILCHRIST, Augustus vs FAU (11/27/09)
Free Throws Made.....	15	GILCHRIST, Augustus vs Davidson (11/19/09)
	10	GILCHRIST, Augustus vs South Carolina (11/20/09)
Free Throw Att.....	16	GILCHRIST, Augustus vs Davidson (11/19/09)
	14	JONES, Dominique vs UNC Wilmington (11/22/09)
FT Pct (min 3 made).....	1.000 (8-8)	JONES, Dominique vs Central Michigan (12/13/09)
	1.000 (7-7)	GILCHRIST, Augustus vs Virginia (11/16/09)
Rebounds.....	11	FAMOUS, Jarrid vs Davidson (11/19/09)
	10	FAMOUS, Jarrid vs UCF (12/16/09)
	10	FAMOUS, Jarrid vs Hampton (12/02/09)
	10	JONES, Dominique vs Davidson (11/19/09)
Assists.....	10	JONES, Dominique vs FAU (11/27/09)
	8	HOWARD, Chris vs Hampton (12/02/09)
Steals.....	6	JONES, Dominique vs UNC Wilmington (11/22/09)
	5	JONES, Dominique vs UCF (12/16/09)
Blocked Shots.....	3	GILCHRIST, Augustus vs FAU (11/27/09)
	3	GILCHRIST, Augustus vs Virginia (11/16/09)
Turnovers.....	6	GILCHRIST, Augustus vs Virginia (11/16/09)
	5	JONES, Dominique vs Central Michigan (12/13/09)
	5	JONES, Dominique vs South Carolina (11/20/09)
	5	JONES, Dominique vs Davidson (11/19/09)
Fouls.....	5	LEEMOW, Justin vs South Carolina (11/20/09)
	5	LEEMOW, Justin at SMU (11/13/09)

USF 2009-10 Men's Basketball
 University of South Florida High/Low Analysis (as of Dec 17, 2009)
 All games

OPPONENT INDIVIDUAL GAME HIGHS

Points.....	19	Gantt, Greg vs FAU (11/27/09)
	19	WILLIAMS, Derek at SMU (11/13/09)
	17	Fields, John vs UNC Wilmington (11/22/09)
	17	Tomko, Chad vs UNC Wilmington (11/22/09)
	17	DOWNEY, Devan vs South Carolina (11/20/09)
Field Goals Made.....	8	Fields, John vs UNC Wilmington (11/22/09)
	8	WILLIAMS, Derek at SMU (11/13/09)
Field Goal Att.....	16	Fields, John vs UNC Wilmington (11/22/09)
	14	Royster, Brett vs FAU (11/27/09)
	14	Sylven Landesberg vs Virginia (11/16/09)
FG Pct (min 5 made).....	.714 (5-7)	Ohuaregbe, Will vs UNC Wilmington (11/22/09)
	.636 (7-11)	Tomko, Chad vs UNC Wilmington (11/22/09)
3-Point FG Made.....	5	Gantt, Greg vs FAU (11/27/09)
	4	SOSA, Isaac vs UCF (12/16/09)
	4	HARMAN, Robbie vs Central Michigan (12/13/09)
	4	BITZER, Jordan vs Central Michigan (12/13/09)
3-Point FG Att.....	9	HARMAN, Robbie vs Central Michigan (12/13/09)
	8	BITZER, Jordan vs Central Michigan (12/13/09)
	8	Gantt, Greg vs FAU (11/27/09)
3-Pt FG Pct (min 2 made).....	1.000 (2-2)	YOUNG, Taylor vs UCF (12/16/09)
	1.000 (2-2)	JORDAN, Marcus vs UCF (12/16/09)
	1.000 (2-2)	CLINKSCALES, Rodney at SMU (11/13/09)
Free Throws Made.....	5	DOWNEY, Devan vs South Carolina (11/20/09)
	5	GALLOWAY, Ramon vs South Carolina (11/20/09)
Free Throw Att.....	8	TUITT, Mike vs Hampton (12/02/09)
	8	GALLOWAY, Ramon vs South Carolina (11/20/09)
FT Pct (min 3 made).....	1.000 (4-4)	ARCHIE, Dominique vs South Carolina (11/20/09)
	1.000 (4-4)	Sylven Landesberg vs Virginia (11/16/09)
Rebounds.....	15	Fields, John vs UNC Wilmington (11/22/09)
	10	FUNCHES, Charles vs Hampton (12/02/09)
Assists.....	8	Taylor, Raymond vs FAU (11/27/09)
	6	ROMPZA, A.J. vs UCF (12/16/09)
Steals.....	4	CLANTON, Keith vs UCF (12/16/09)
	3	McCLURE, William vs Central Michigan (12/13/09)
	3	McCOY, Paul at SMU (11/13/09)
Blocked Shots.....	6	MULDROW, Sam vs South Carolina (11/20/09)
	4	Royster, Brett vs FAU (11/27/09)
Turnovers.....	4	ROMPZA, A.J. vs UCF (12/16/09)
	4	CLANTON, Keith vs UCF (12/16/09)
	4	RASHID, Amir vs Central Michigan (12/13/09)
	4	SIMPSON, Vincent vs Hampton (12/02/09)
	4	GREENE, Justin vs Kent State (11/25/09)
	4	Tomko, Chad vs UNC Wilmington (11/22/09)
	4	BEN-EZE, Frank vs Davidson (11/19/09)
	4	Jontel Evans vs Virginia (11/16/09)
	4	HARP, Ryan at SMU (11/13/09)
Fouls.....	5	FREEMAN, Michael vs Hampton (12/02/09)
	5	HOLMES, Mike vs South Carolina (11/20/09)
	5	COHEN, Jake vs Davidson (11/19/09)
	5	Mike Scott vs Virginia (11/16/09)