



UNIVERSITY OF SOUTH FLORIDA  
**BULLS MEN'S BASKETBALL**

CONTACT: Amy Woodruff, Assistant Communications Director  
O: (813) 974-4087 | C: (813) 410-1194 | woodruff@admin.usf.edu  
SECOND CONTACT: Mike Bello, Communications Assistant  
O: (813) 974-7099 | C: (814) 602-6678 | mbello@admin.usf.edu

**2009-10 SCHEDULE**

| DATE                                   | OPPONENT                | TIME / SCORE                | TV |
|--|-------------------------|-----------------------------|----|
| 11/3                                   | Florida Southern (Exh.) | 7 p.m. W, 110-79            |    |
| 11/13                                  | at Southern Methodist   | 8:30 p.m.(ET) W, 67-61      |    |
| <b>11/16</b>                           | <b>Virginia</b>         | <b>7:30 p.m. W, 66-49</b>   |    |
| <b>Charleston Classic, S.C.</b>        |                         |                             |    |
| 11/19                                  | vs. Davidson            | 7 p.m. W, 65-58             |    |
| 11/20                                  | vs. South Carolina      | 9:30 p.m. L, 66-69          |    |
| 11/22                                  | vs. UNC-Wilmington      | 3:30 p.m. W, 74-66          |    |
| <b>11/25</b>                           | <b>Kent State</b>       | <b>7 p.m. W, 76-54</b>      |    |
| <b>11/27</b>                           | <b>FAU</b>              | <b>7 p.m. W, 78-58</b>      |    |
| <b>12/02</b>                           | <b>Hampton</b>          | <b>7 p.m. W, 74-55</b>      |    |
| <b>12/13</b>                           | <b>Central Michigan</b> | <b>2 p.m. L, 56-59</b>      |    |
| <b>12/16</b>                           | <b>UCF</b>              | <b>7 p.m. BIG EAST Net.</b> |    |
| <b>Las Vegas Holiday Hoops Classic</b> |                         |                             |    |
| 12/19                                  | vs. San Francisco       | 2 p.m. PST                  |    |
| 12/20                                  | vs. San Diego           | 2 p.m. PST                  |    |
| 12/30                                  | at Louisville *         | 7 p.m. BIG EAST Net.        |    |
| <b>1/5</b>                             | <b>Notre Dame *</b>     | <b>7 p.m. ESPNU</b>         |    |
| 1/10                                   | at Syracuse *           | 2 p.m. BIG EAST Net.        |    |
| <b>1/13</b>                            | <b>West Virginia *</b>  | <b>7 p.m. BHSN</b>          |    |
| <b>1/16</b>                            | <b>Rutgers *</b>        | <b>7 p.m. ESPN360</b>       |    |
| 1/20                                   | at Cincinnati *         | 7 p.m. ESPN2                |    |
| 1/23                                   | at Providence *         | 8 p.m. ESPNU                |    |
| <b>1/28</b>                            | <b>Seton Hall *</b>     | <b>7 p.m. ESPN/ESPN2</b>    |    |
| <b>1/31</b>                            | <b>Pittsburgh *</b>     | <b>1 p.m. BHSN</b>          |    |
| 2/3                                    | at Georgetown *         | 7 p.m. BHSN                 |    |
| 2/7                                    | at Notre Dame *         | Noon BEN-GW                 |    |
| 2/13                                   | at Marquette *          | 8:30 p.m. BHSN              |    |
| <b>2/16</b>                            | <b>Cincinnati *</b>     | <b>7 p.m. ESPNU</b>         |    |
| <b>2/20</b>                            | <b>St. John's *</b>     | <b>Noon BEN-GW</b>          |    |
| 2/24                                   | at Villanova *          | 9 p.m. BIG EAST Net.        |    |
| <b>2/27</b>                            | <b>Providence *</b>     | <b>7 p.m. ESPN360</b>       |    |
| 3/2                                    | at DePaul *             | 7:30 p.m. ESPNU             |    |
| <b>3/6</b>                             | <b>Connecticut *</b>    | <b>2 p.m. BIG EAST Net.</b> |    |

**NOTES:**

Most games can be heard on 1250 WHNZ Radio, and some on 970 WFLA  
All games are on BullsVision on GoUSFBulls.com  
BEN-GW - BIG EAST Network, Game of the Week  
BHSN - Bright House Sports Network  
All home games are listed in **bold** and played at the Sun Dome  
Game times are subject to change  
\* BIG EAST game

**RADIO - 1250 WHNZ**

Jim Lighthall, play-by-play      Todd Kalas, analyst

**TV - BRIGHT HOUSE NETWORK**

Jim Louk, play-by-play      Anddrikk Frazier, analyst

**TEAM WEBSITES**

**USF** - GoUSFBulls.com

**Twitter:** Coach\_Heath      **Facebook:** USF Athletics

**UCF** - UCFathletics.cstv.com

**Twitter:** UCF\_MBasketball

**TICKETS**

**USF Home Games** - 1-800-GoBulls or Ticketmaster.com

**IN-STATE FOES BOTH BATTLING FOR EIGHTH WIN OF THE SEASON**



USF  
**BULLS**  
7-2

**LAST TIME OUT**  
vs. CMU | L, 56-69

**UP NEXT**  
Dec. 19 | vs. San Francisco

**LEADERS**

**Scoring per Game**

Jones, 17.2 ppg  
Famous, 10.8 ppg

**Rebounds per Game**

Famous, 6.9 rpg

**Total Assists**

Jones, 45 assists

**HEAD COACH**

**Stan Heath**

**Overall:** 140-120 (9th)

**At USF:** 28-43 (3rd)

UCF  
**KNIGHTS**  
7-2

**LAST TIME OUT**  
vs. B-CU | W, 63-50

**UP NEXT**  
Dec. 20 | at UConn

**LEADERS**

**Scoring per Game**

Sosa, 12.3 ppg  
Tyler, 11.4 ppg

**Rebounds per Game**

Clanton, 6.7 rpg

**Total Assists**

Rompza, 35 assists

**HEAD COACH**

**Kirk Speraw**

**Overall:** 352-239 (20th)

**At UCF:** 270-218 (17th)

**SETTING THE SCENE**

**Date:** December 16, 2009

**Arena:** Sun Dome

**Location:** Tampa, Fla.

**Tip-off:** 7 p.m.

**Officials:** Michael Stephens, Sean Hull, Gene Steratore

**TV:** Bright House Networks

**Webcast:** BullsVision on GoUSFBulls.com | ESPN360.com

**Radio:** 1250 WHNZ | Sirius Radio Channel 153

**Live Chat:** GoUSFBulls.com

**PLAYER TO WATCH**

Junior Dominique Jones dropped 31 points on UCF just one year ago, added to the 30 he scored as a rookie against the Knights. Jones was 11-17 from the field and hit a pair of threes along with seven free throws and seven rebounds on Dec. 6, 2008. The year before, on Dec. 1, Jones was 10-13 from the field with four treys and five assists.



**THE GAME**

USF wraps up its five-game homestand with in-state foe UCF on Wednesday at the Sun Dome before hopping a flight to Nevada on Thursday to play in the Las Vegas Holiday Hoops Classic Dec. 19-20. USF faces USF (San Francisco) and San Diego in Vegas.

**THE SERIES**

USF is 18-5 all-time against UCF with a 9-1 record in the past 10 meetings. The only loss, though, was the 71-63 defeat last season on Dec. 6 in Orlando. In that game, USF's Dominique Jones tallied a game-high 31 points, and added seven rebounds and four assists. UCF's top returner from that game is Taylor Young, who had three points, three assists and two rebounds.

**THE LOCAL BROADCASTS**

Watch the game live on Bright House Sports Network with Jim Louk (play-by-play) and Anddrikk Frazier (analyst) making the call. The game will also be carried live by 1250 WHNZ Radio in the Tampa Bay area with Jim Lighthall (play-by-play) and Todd Kalas (analyst). As always, catch the game on BullsVision on GoUSFBulls.com.

**THE COACHES**

**USF:** Head coach Stan Heath is in his 23rd season of coaching, ninth as a head coach and third at USF. He has posted a 140-120 overall record and is 28-43 at USF. Heath has made three NCAA appearances (2002-Kent State, 2006 and 2007- Arkansas) in his eight-year career.

**UCF:** In his 17th year at UCF, Kirk Speraw is 270-218 with the Knights and holds a 352-239 overall record in 20 seasons. The 2006-07 C-USA Coach of the Year has led the Knights to an average of 20 victories per year over the last seven seasons.

**USF Communications**

**MBB Contact** Amy Woodruff, Ass't. Director of Comm.  
**Cell** (813) 410-1194  
**Email** woodruff@admin.usf.edu  
**Second Contact** Mike Bello  
**Cell** (814) 602-6678  
**Email** mbello@admin.usf.edu  
**Website** www.GoUSFBulls.com

**2009-10 USF Quick Facts**

**Location** Tampa, Fla.  
**Stadium** Sun Dome  
**Capacity** 10,411  
**First Year of Basketball** 1971-72  
**Enrollment** 45,244  
**Founded** 1956  
**Colors** Green (PMS 343), Gold (PMS 4515)  
**Nickname** Bulls  
**Conference** BIG EAST  
**President** Dr. Judy Genshaft  
**Faculty Representative** Dr. Bob Sullins  
**Director of Athletics** Doug Woolard  
**Head Coach** Stan Heath  
**Alma Mater** Eastern Michigan, 1988  
**Record at USF** 28-43 / 3rd season  
**Overall Record** 140-120 / 9th season  
**2008-09 Overall Record** 9-22  
**2008-09 BIG EAST Conference Record** 4-14  
**2008-09 BIG EAST Conference Finish** 14th

**ASSISTANT COACHES**

Jeremy Cox (Mesa State, 1991)  
 Reggie Hanson (Kentucky, 1991)  
 Eric Skeeters (Coppin State, 1997)  
 Andy Hipsher

**HISTORY**

**First Season of Basketball** 1971-72  
**Overall All-Time Record** 518-574  
**NCAA Appearances** Two (1989-90, 1991-92)  
**NIT Appearances** Seven (1980-81, 1982-83, 1984-85, 1990-91, 1994-95, 1999-00, 2001-02)  
**Conference Regular Season Titles** None  
**Conference Tourn. Titles** One (Sun Belt, 1989-90)

**RETURNERS**

| Name      | Pts./Reb.   | GP/S  | Pos. | Yr. |
|-----------|-------------|-------|------|-----|
| Jones     | 18.1/5.6    | 31/30 | G    | Jr. |
| Gilchrist | 10.2/4.4    | 25/12 | F/C  | So. |
| Howard    | 7.7/4.1 apg | 31/29 | G    | Sr. |
| Rivas     | 4.2/4.7     | 30/14 | C    | Sr. |

**USF MEDIA POLICIES**

**WEEKLY MEDIA LUNCHEON**

USF hosts a weekly press conference during a regular game week, with the date depending upon the game schedule. Coach Heath will take the podium at Noon and requested players will be available between 11 a.m. and Noon. Players must be requested through Amy Woodruff by **Monday at Noon**. The USF Communications office will make every effort to accommodate requests.

**CREDENTIAL REQUESTS**

Credential requests are taken via email. Please email Amy Woodruff (woodruff@admin.usf.edu) and Mike Bello (mbello@admin.usf.edu). Requests must be made a week in advance of the game. Media attending games will have to show ID and pass through security to enter the Sun Dome. Any misuse of credentials will result in removal from the Sun Dome and the permanent voiding of the credential.

**INTERVIEWS**

The daily practice schedule is listed below. Coach Heath and requested players are usually available at the end of practice on Mondays and Thursdays throughout the season. Please contact Amy Woodruff (woodruff@admin.usf.edu) to request attendance at practice.

**PLAYER INTERVIEWS**

Under no circumstances should media members contact a USF student-athlete without prior consent and approval from the USF Communications office and/or basketball contact Amy Woodruff. The same policy applies to the family members of student-athletes.

**STAFF INTERVIEWS**

All interview requests for assistant coaches or athletics department staff members must also be approved and cleared by the USF Communications office and/or basketball contact Amy Woodruff.

**POSTGAME POLICY**

The USF locker room is closed at all times. Coach Heath and a handful of USF players will report to the media room for interviews. USF will take interview requests for players and assistant coaches with 10 minutes remaining in the game. On the road, USF will conduct interviews at the designated location by the host institution. All opponent interviews - coach/player/family - shall be directed to the opponent's SID.

**BIG EAST TELECONFERENCE**

The BIG EAST men's basketball coaches will hold a teleconference for the media each Thursday during the basketball season, beginning Jan. 7. Each coach will be available for approximately eight minutes. Media representatives wishing to participate should contact the BIG EAST office or consult the weekly press release for the phone number. The 16 coaches will be broken up into two groups of eight. The "first" group will have teleconferences on Jan. 7, Jan. 21, Feb. 4, Feb. 18.

|                   |                          |            |                               |
|-------------------|--------------------------|------------|-------------------------------|
| 11:00 a.m.        | Jay Wright, Villanova    | 11:32 a.m. | Norm Roberts, St. John's      |
| 11:08 a.m.        | Keno Davis, Providence   | 11:40 a.m. | Jerry Wainwright, DePaul      |
| <b>11:16 a.m.</b> | <b>Stan Heath, USF</b>   | 11:48 a.m. | John Thompson III, Georgetown |
| 11:24 a.m.        | Jim Calhoun, Connecticut | 11:56 a.m. | Bobby Gonzalez, Seton Hall    |

The "second" group will have teleconferences on Jan. 14, Jan. 28, Feb. 11, Feb. 25.

|            |                            |            |                         |
|------------|----------------------------|------------|-------------------------|
| 11:00 a.m. | Buzz Williams, Marquette   | 11:32 a.m. | Jamie Dixon, Pittsburgh |
| 11:08 a.m. | Mike Brey, Notre Dame      | 11:40 a.m. | Mick Cronin, Cincinnati |
| 11:16 a.m. | Bob Huggins, West Virginia | 11:48 a.m. | Jim Boeheim, Syracuse   |
| 11:24 a.m. | Fred Hill, Rutgers         | 11:56 a.m. | Rick Pitino, Louisville |

**OTHER WAYS TO FOLLOW THE BULLS**

Media and fans alike can follow the Bulls on Twitter, Facebook and YouTube. On Twitter, check out www.Twitter.com/Coach\_Heath. USF Athletics also has a fan page at www.Facebook.com/USFAthletics, while BullsVision on YouTube is a popular destination for videos of all types.

**WE ARE USF**

When referring to the University please be aware of the following policy regarding usage. First references to the school and its intercollegiate athletics program should always be the University of South Florida. The only secondary reference used should be USF or Bulls. Please refrain from using South Florida, S. Florida, South Fla. or any other similar combination.

**▼ MEDIA OPPORTUNITIES THIS WEEK ▼**

**MON | 14**

Practice TBA

**TUES | 15**

Press Conference  
**BIG EAST Room**  
 on USF Campus  
 Noon

**WED | 16**

Game Day  
 vs. UCF  
 Tampa, Fla.  
 7 p.m.  
 Bright House  
 Sports

**THURS | 17**

No Availability  
 Depart for Las  
 Vegas Holiday  
 Hoops Classic

**FRI | 18**

Interviews by  
 request. Call Amy  
 Woodruff at  
 813-410-1194

**SAT | 19**

Game Day  
 vs. USF  
 Las Vegas  
 2 p.m.

**SUN | 20**

Game Day  
 vs. San Diego  
 Las Vegas  
 2 p.m.

2009-10 ROSTER

| #  | Name                | Pos. | Ht.  | Wt. | Yr.  |   |
|----|---------------------|------|------|-----|------|---|
| 1  | Ron Anderson Jr.    | F    | 6-8  | 255 | RJr. | Upper Marlboro, Md.   Kansas State   McCallie School - Tenn.<br>Will sit out 2009-10 after transferring from Kansas State   |
| 2  | B.J. Daniels        | G    | 6-1  | 212 | So.  | Tallahassee, Fla.   Lincoln HS<br>Currently the starting quarterback for the USF football team ... Will join the basketball team following the completion of football                               |
| 3  | Chris Howard        | G    | 6-3  | 200 | Sr.  | Fort Washington, Md.   Friendly HS<br>Scored double-digit points three-straight games - FAU, HU, CMU ... Hit 3-of-4 from long range vs. FAU ... Eight assists vs. Hampton                           |
| 5  | Justin Leemow       | G    | 6-1  | 180 | So.  | Brooklyn, N.Y.   Mt. Zion Christian Academy - N.C.<br>Three assists in back-to-back games vs. UNCW and Kent State ... Hit 3-of-3 from behind the arc against Virginia to tie his career high        |
| 10 | Anthony Crater      | G    | 6-1  | 170 | So.  | Flint, Mich.   Ohio State   Brewster Academy - N.H.<br>Joins the team in January after transferring from Ohio State in 2008   |
| 11 | Alex Rivas          | C    | 6-10 | 230 | Sr.  | Santiago, D.R.   Pratt CC - Kan.   Laurinburg Prep - N.C.<br>In the fall, had surgery to replace the rods in his legs ... Expected to return to the court in January                                |
| 13 | Ryan Kardok         | G    | 6-3  | 188 | Sr.  | Parkland, Fla.   Broward CC   Stoneman Douglas HS<br>Against both Kent State and Hampton had a shot attempt and a steal ... Also tallied an assist vs. KSU  |
| 20 | Dominique Jones     | G    | 6-4  | 215 | Jr.  | Lake Wales, Fla.   Lake Wales HS<br>Has scored in double digits in all nine games ... Two double-doubles this year - vs. Davidson (17p, 10r) and vs. FAU (11p, 10a)                                 |
| 22 | Shaun Noriega       | G    | 6-4  | 195 | Fr.  | North Port, Fla.   North Port HS<br>Connected on a three-pointer in three-straight outings, one against South Carolina and Kent State and two vs. FAU   |
| 23 | Mike Burwell        | G    | 6-6  | 210 | Fr.  | East Brunswick, N.J.   South Kent School   Cardinal McCarrick HS<br>Season high seven points vs. Hampton after 2-of-2 from long range ... Scored his first collegiate points (2) against Kent State |
| 24 | Augustus Gilchrist  | F    | 6-10 | 245 | So.  | Clinton, Md.   Maryland   Progressive Christian Academy<br>Out until January with sprained right ankle ... BIG EAST Honor Roll after 27 points, 7 rebounds vs FAU ... Leads team with 18.8 ppg      |
| 31 | Jarrid Famous       | F/C  | 6-11 | 240 | Jr.  | Bronx, N.Y.   Westchester CC   Blessed Sacrament HS<br>First double-double was 16 points and 10 rebounds vs. Hampton ... Scored season high 16 points three times                                   |
| 32 | Toarlyn Fitzpatrick | F    | 6-8  | 230 | Fr.  | Tampa, Fla.   King HS<br>Pulled down season-high seven rebounds vs. CMU ... Scored season high 11 points against Hampton  |
| 33 | Mike Mercer         | G    | 6-5  | 195 | Sr.  | Snellville, Ga.   Georgia   South Gwinnett HS<br>Season-high nine points and three assists against FAU ... Grabbed seven rebounds vs. CMU ... Three steals vs. Davidson and CMU                     |

SAME TEAMS, NEW NAMES

In last season's USF-UCF matchup, 19 players saw court time, including eight Bulls and 11 Knights. Of those 19 players, only eight are on their respective rosters for this year's game.

For the Bulls, Dominique Jones, Chris Howard and Justin Leemow are the only guys who faced UCF a season ago. Jones scored a game-high 31 points while Howard had six points and Leemow grabbed a pair of rebounds.

For the Knights, A.J. Rompza, Taylor Young, Drew Speraw, Isaac Sosa and A.J. Tyler return to the court against USF for the second season. Those five players combined for 13 points and 12 rebounds a year ago. Sosa, who didn't score and had one rebound, is now the team's scoring leader with 12.3 per game.

USF PLAYERS VS. UCF

| Jones  | Date    | Min. | Pts. | FG-A  | Reb. | Ast. | Stl. | Misc.       |
|--------|---------|------|------|-------|------|------|------|-------------|
|        | 12/6/08 | 35   | 31   | 11-17 | 7    | 4    | 1    | 7-11FT, 5TO |
|        | 12/1/07 | 37   | 30   | 10-13 | 4    | 5    | 4    | 4-6 3pt     |
| Howard |         |      |      |       |      |      |      |             |
|        | 12/6/08 | 38   | 6    | 1-6   | 2    | 2    | 2    | 4-7 FT, 4TO |
|        | 12/1/07 | 30   | 8    | 4-11  | 5    | 5    | 0    | 2 TO        |
| Leemow |         |      |      |       |      |      |      |             |
|        | 12/6/08 | 12   | 0    | 0-3   | 2    | 0    | 0    | 0-2 3pt     |

THE LAST TIME OUT: USF AT UCF - DEC. 6, 2008

Sophomore guard Dominique Jones matched his career high (at the time) with 31 points at UCF, going 11-17 from the field and 2-5 from 3-point range. His previous 31-point outing was vs. Seton Hall (2/26/08).

The 31 was the fourth time in Jones' career with 30 or more points which was tied for second all-time at USF with Altron Jackson and B.B. Waldon. Only Charley Bradley, with 24, had more games with 30 or more points scored at USF.

Senior guard Jesus Verdejo added 15 points at UCF.

Senior forward Aris Williams continued his solid play with nine points and a game-high eight rebounds.

FAMILIAR FACE ON THE BENCH

There will be a familiar face on the UCF bench on Wednesday as the Bulls face off against former head coach Robert McCullum, who is now an assistant for the Knights. McCullum was 40-76 in his four seasons with the Bulls from 2003-07.

NON-CONFERENCE RECORDS

USF is 13-3 in non-conference home games in the Stan Heath era. In his first season with the Bulls, USF was 5-0, and last season the team posted a 4-2 mark before the BIG EAST slate began.

PRONUNCIATIONS

|                     |                     |
|---------------------|---------------------|
| TOARLYN Fitzpatrick | Tore-linn           |
| Augustus GILCHRIST  | Gil - crist         |
| Ryan KARDOK         | Car-dock            |
| Justin LEEMOW       | Lee-mow (as in now) |
| Shaun NORIEGA       | Nor-E-A-ga          |
| Alex RIVAS          | Ree-vas             |

CLASS BREAKDOWN

- Total Players:** 14
- Seniors (4):** Chris Howard, Ryan Kardok, Mike Mercer, Alex Rivas
- Juniors (3):** Ron Anderson Jr., Jarrid Famous, Dominique Jones
- Sophomores (4):** Anthony Crater, B.J. Daniels, Augustus Gilchrist, Justin Leemow
- Freshmen (3):** Mike Burwell, Shaun Noriega, Toarlyn Fitzpatrick

GEOGRAPHIC BREAKDOWN

- Florida (5):** B.J. Daniels, Toarlyn Fitzpatrick, Dominique Jones, Ryan Kardok, Shaun Noriega
- Georgia (1):** Mike Mercer
- Maryland (3):** Ron Anderson Jr., Augustus Gilchrist, Chris Howard
- Michigan (1):** Anthony Crater
- New Jersey (2):** Mike Burwell, Jarrid Famous
- New York (1):** Justin Leemow
- Dominican Republic (1):** Alex Rivas

INDIVIDUAL PROPS

DOMINIQUE JONES

Preseason Second Team All-BIG EAST Athlon Preseason H.M. All-American BIG EAST Weekly Honor Roll - Nov. 23

AUGUSTUS GILCHRIST

BIG EAST Weekly Honor Roll - Nov. 30

**GILCHRIST OUT WITH ANKLE INJURY**

On Dec. 9, Coach Stan Heath announced that USF will be without sophomore Augustus Gilchrist until late January due to a right ankle sprain, which he sustained during practice on Monday, Dec. 7. With Gilchrist out, Heath is exploring a four-guard set, but also will lean on freshman Toarlyn Fitzpatrick to step up his play.

**DUMARS TO TRANSFER AT SEMESTER'S END**

Freshman guard Jordan Dumars will leave USF at the end of the semester, citing his desire to be closer to home, which is Detroit. According to Coach Heath, "He loved his experience here. He liked being on the team, but he just felt that he wanted to be closer to home."

In six games, Dumars played 27 total minutes, averaging 1.0 point per game. His only buckets came against Kent State, when he hit a pair of three-pointers.

**RIVAS SHOWING PROGRESS, OUT UNTIL JANUARY**

After having bilateral tibial surgical revision, which replaced the metal rods in both of his lower legs, senior Alex Rivas is expected to return to the court in January.

**FROM THE STAT SHEET**

USF is outshooting opponents 47.1 to 38.1 percent from the field and 35.7 to 28.7 percent from long range. The Bulls have outrebounded their nine opponents 328-305 and have 44 more assists and seven more steals than their foes.

Three Bulls are averaging double-digit points and at least six rebounds per game in Augustus Gilchrist (18.8p, 7.4r), Dominique Jones (17.2p, 6.1r) and Jarrid Famous (10.8p, 6.9r). Famous leads the team with his 59.0 percent shooting from the field.

**NATIONAL STATISTICAL LEADERS**

As of Dec. 6, Dominique Jones was among the NCAA Division I statistical leaders in assists, tied for 39th with Andy Rautins of Syracuse. Jones is averaging 5.5 assists per game.

As a team, USF is 31st in scoring defense, allowing opponents only 58.8 point per game, 36th in field goal percentage (48.1%) and 42nd in three-point shooting at 38.2 percent.

**TOPS IN THE BIG EAST**

As of Dec. 14, junior Dominique Jones is tied for seventh in the BIG EAST assists with 5.0 apg. Jones is also sixth in scoring with his 16.4 points per game and 14th in steals with 1.67 per game.

Junior Jarrid Famous is 19th in the BIG EAST with his 6.9 rebounds per game and eighth in field goal percentage (59.0%), while senior Chris Howard is 12th in assists (4.4 apg).

**SHOOTING PERCENTAGES JUMP FROM 2008-09 TO CURRENT SEASON**

Through nine games, USF's shooting percentages have taken major leaps from 2008-09 to this season. See the chart below:

|         | Games | Total FG % | 3PT FG % | FT % |
|---------|-------|------------|----------|------|
| 2007-08 | 31    | 43.9       | 33.0     | 63.8 |
| 2008-09 | 31    | 39.9       | 29.7     | 59.8 |
| 2009-10 | 9     | 47.1       | 35.7     | 66.3 |

**JONES MOVES INTO TOP 10 IN FIVE RECORDS, LOOKING IN ON FOUR OTHERS**

After just two seasons with the Bulls, Dominique Jones is currently listed on five career records lists at USF and looking in on four more. He is eighth in field goals attempted (964), ninth in scoring (1,247 points), three point field goals made (122), three pointers attempted (369) and free throws made (273). He is also just 30 attempted free throws, 17 made field goals, 13 steals and 62 assists away from 10th in each category.

**HOWARD FIFTH ON USF ASSISTS LIST, NOW TRAILS FORMER COACH**

Against Hampton, senior guard Chris Howard surpassed Brian Swift's 389 handouts to take sole possession of fifth on the USF career assists list. Howard, with 400 helpers, now trails No. 4 Tommy Tonelli, former USF assistant coach and director of operations, who had 480 assists from 1983-86.

**TEN PLAYERS IN SCORING COLUMN**

Ten of USF's 11 active players have scored for the Bulls this season, with senior Ryan Kardok still looking to score his first collegiate bucket.

**WRAPPING UP USF VS. CENTRAL MICHIGAN**

Only seven players saw court time for the Bulls, while 10 Chippewas racked up at least four minutes ... With the loss USF has now come up short in two games this season by a total of six points. The first was a three-point, 69-66, defeat to South Carolina at the Charleston Classic. The second was today's 59-56 setback ... CMU hit 11 long balls against USF, the most the Bulls have given up this season. The previous high was FAU's seven on Nov. 27. USF was leading the BIG EAST in three-point defense (.262) prior to the game ... As a team, USF hit 72.7 percent (16-22) from the free throw line, the team's best percentage of the year ... Junior **Dominique Jones** had 13 points in the first half, tying his season-best first period, a mark he hit against Virginia on Nov. 16. Jones ended the night with 24 points ... Jones was 8-of-8 (100%) from the free throw line, the team's season-best percentage, tying teammate Augustus Gilchrist's 7-of-7 outing against Virginia (11/16) ... Freshman **Toarlyn Fitzpatrick** grabbed seven rebounds, his season best. His previous season-high was six against UNC-Wilmington in the Charleston Classic.

**WRAPPING UP USF VS. HAMPTON**

The Bulls' 74 points against Hampton is the third highest output this season, as USF is now averaging 75 points per game in the last four games after starting the season with 66 per game in the first four outings ... With the win, the Bulls improve to 7-1, the best start since the 2006-07 season ... **Jarrid Famous** led the Bulls in scoring for the first time this season as he put up 16 points on the night. The junior college transfer also grabbed 10 rebounds to give him his first double-double of the season ... Senior **Chris Howard** scored in double-digits for the second straight game and for the third time this season as he put up 13 points against Hampton ... Howard, with eight assists against Hampton, moved into fifth place in school history in career assists with 396, passing Brian Swift, who finished his career with 388 helpers from

**WHAT THEY SAID ABOUT THE BULLS**

**TWITTER TALK**

**dickiev:** Keep a keen eye on USF -a nice inside out duo in Jones & Gilchrist! They will have some special moments!

**RealJayWilliams:** At the Charleston Airport and USF just walked in. Stan Heath has Dominique Jones, Mr. Gilchrist and company looking very focused USF fans!

**iTalkTech:** Apple is sponsoring the USF basketball team with brand new Macbook Pros. Very investing...

**ABOUT GILCHRIST**

"He's legit. He's a definite pro prospect."  
- FAU Coach Mike Jarvis

**GILCHRIST NOTES**

With sophomore forward Augustus Gilchrist out with an ankle injury, the Bulls are missing the top scorer on the squad. See some notes below about his impact on the 2009-10 team.

**GILCHRIST AVOIDING SOPHOMORE SLUMP**

Gilchrist is avoiding the sophomore slump so far this season, as his productivity has exploded. See comparisons below between his first two seasons.

|         | G  | FG            | 3FG          | FT           | Rebounds    | Points     |
|---------|----|---------------|--------------|--------------|-------------|------------|
| 2008-09 | 25 | 99-245 (.404) | 14-43 (.326) | 43-77 (.558) | 42/69 (4.4) | 255 (10.2) |
| 2009-10 | 8  | 47-87 (.540)  | 8-11 (.727)  | 48-59 (.814) | 25/34 (7.4) | 150 (18.8) |

**GILCHRIST HOT FROM THE CHARITY STRIPE**

Gilchrist has hit 48 free throws this season, five more than his season total from 2008-09. This year Gilchrist is 48-of-59 from the line for an 81.4 percent clip, whereas last year he only hit 43-of-77, which is 55.8 percent. After knocking down all seven free throws against Virginia, he hit 15-of-16 against Davidson, and the next night against South Carolina he was 10-of-12.

**TOP FIVE IN THE BIG EAST**

As of Dec. 8, Gilchrist leads the BIG EAST in three-point percentage, hitting 8-of-11 for a 72.7 percent clip. Gilchrist is also fifth in the league in scoring, averaging 18.8 ppg, and 12th in rebounding at 7.4 rpg.



# ABOUT ... DOMINIQUE JONES

## TWO-TIME ALL-BIG EAST CONFERENCE



### KEEPING UP WITH MR. JONES

- Junior guard Dominique Jones was selected to the 2009-10 Preseason All-BIG EAST Second Team. He earned All-BIG EAST honorable mention after both his freshman and sophomore campaigns.
- Athlon Magazine picked Jones as a 2009-10 Athlon Sports Preseason All-American (honorable mention). Jones joins seven BIG EAST players on the listing, including one league opponent on the first, second and third teams and four on the honorable mention team.
- Jones was selected to the BIG EAST Weekly Honor Roll on Nov. 23, just a day after being picked to the Charleston Classic All-Tournament Team.
- In his 58th career game, Jones topped the 1,000-point plateau, the second-fastest Bull to accomplish the feat.
- Jones' top 10 scoring games:
 

|    |                            |    |                       |    |                         |
|----|----------------------------|----|-----------------------|----|-------------------------|
| 36 | IONA (12/27/08)            | 30 | CINCINNATI (3/3/09)   | 29 | at Villanova (03/05/08) |
| 35 | at West Virginia (1/17/09) | 30 | at RICHMOND (12/5/07) | 29 | SYRACUSE (2/13/08)      |
| 31 | at UCF (12/6/08)           | 30 | UCF (12/1/07)         | 29 | PROVIDENCE (2/10/09)    |
| 31 | SETON HALL (2/26/08)       |    |                       |    |                         |

| Year    | GP-GS | Min  | Avg  | Total   |      | 3-Point |      | FT-FTA  | Pct  | Rebounds |     |     | PF-FO | Ast | TO  | Blk | Stl | Pts  | Avg  |
|---------|-------|------|------|---------|------|---------|------|---------|------|----------|-----|-----|-------|-----|-----|-----|-----|------|------|
|         |       |      |      | FG-FGA  | Pct  | FG-FGA  | Pct  |         |      | Off-Def  | Tot | Avg |       |     |     |     |     |      |      |
| 2007-08 | 31-31 | 1085 | 35.0 | 177-385 | .460 | 54-153  | .353 | 123-162 | .759 | 44-99    | 143 | 4.6 | 73-3  | 86  | 70  | 8   | 47  | 531  | 17.1 |
| 2008-09 | 31-30 | 1161 | 37.5 | 193-461 | .419 | 54-175  | .309 | 121-171 | .708 | 61-112   | 173 | 5.6 | 79-2  | 122 | 82  | 12  | 41  | 561  | 18.1 |
| 2009-10 | 9-9   | 322  | 35.8 | 56-118  | .475 | 14-41   | .341 | 29-44   | .659 | 9-46     | 55  | 6.1 | 19-0  | 45  | 27  | 4   | 15  | 155  | 17.2 |
| TOTAL   | 71-70 | 2568 | 36.2 | 426-964 | .442 | 122-369 | .331 | 273-377 | .724 | 114-257  | 371 | 5.2 | 171-5 | 253 | 179 | 24  | 103 | 1247 | 17.6 |

#### JONES AS A FRESHMAN...

- HAD ARGUABLY THE BEST SEASON OF ANY FRESHMAN IN USF HISTORY
- All-BIG EAST Honorable Mention
  - Unanimous selection on the BIG EAST All-Rookie Team
  - Averaged a team-high 17.1 points per game
  - 17.1 points per game ranked seventh in the BIG EAST
  - Averaged 18.2 in conference play, the best of any league freshman and third-best in the conference
  - Fourth leading returning scorer in BIG EAST
  - Pulled down 4.6 rebounds per game, second best on the team
  - Team-high 1.3 steals per game
  - Was only Bull to start all 31 games on the year
  - Scored in double figures in 28 of 31 games
  - Had 20 or more points in 10 games and three games with more than 30 points
  - 31 points vs. Seton Hall was career high and the highest scored by a BIG EAST freshman in 2007-08
  - Three 30-plus point games are already tied for fourth on the USF all-time career list
  - Was only USF player to play all 40 minutes in a game during the season, doing it five times
  - First game-winning basket was at Rutgers on March 1, 2008, giving USF its first BIG EAST road win
  - Shattered the USF freshman scoring mark by tallying 531 points on the year. The previous freshman record was 455 set by B.B. Waldon in the 1998-99 season
  - BIG EAST Rookie of the Week four times as well as the Sporting News National Player of the Week once
  - Became first freshman in USF history, and only the third USF player ever, to score 30 or more points in back-to-back games
  - Was the first BIG EAST freshman in 13 years to score 30 or more points in consecutive games. The last BIG EAST freshman to accomplish the feat was Georgetown's Allen Iverson in December of 1994
  - Made 123 free throws on the year, sixth on USF single season list

#### JONES CONTINUED TO IMPRESS AS A SOPHOMORE

- AFTER AN EXPLOSIVE FRESHMAN CAMPAIGN, JONES BETTERED HIS NUMBERS AND MOVED INTO THE USF RECORD BOOKS
- All-BIG EAST Honorable Mention
  - Averaged 18.2 points per game, sixth best in the conference
  - Scoring average of 19.0 in league play was fourth in the BIG EAST
  - Scored his 1,000th-career point becoming the second-fastest Bull to accomplish the feat
  - Ended the 2008-09 season in 14th place on USF's all-time scoring list with 1,078 points in two seasons
  - His 547 points are eighth on the single-season USF scoring list
  - Drained 121 free throws as a sophomore, which is ninth on the USF single-season list and just three made from moving into sixth
  - Ended season 12th all-time on career free throws made list with 244, just 15 free throws made from moving into 10th all-time
  - Drained 106 3-pointers in his career, 11th on the all-time USF career list and just one out of ninth place all-time
  - Four games with 30 or more points and seven for his career, second most in USF history
  - Scored at least 20 or more points 22 times in his career, including 12 in 2008-09
  - Collected at least 29 or more points five times this season and 10 in his career
  - Second career game-winning basket is against No. 8 Marquette
  - Talled his second double-double of his career with 26 points and 10 rebounds vs. DePaul on 1/20. The other was a 30-point, 14 rebound performance at Richmond (12/5/07)
  - Exploded for a career high 36 points vs. Iona, shooting an efficient 12-16 from the field, 7-9 from 3-point range and 5-6 from the free throw line. He also finished with five assists, accounting for at least 46 of USF's 68 points. He began the assault with a 17-point first half, hitting 6-8 field goals, 3-4 3-pointers and 2-2 from the free throw line
  - The 36 point outburst vs. Iona is tied for fifth on the all-time USF single-game scoring list

### NEWS CLIPS AND RECORDS

#### ALL-BIG EAST FOR SECOND CONSECUTIVE SEASON

Sophomore guard Dominique Jones has been named BIG EAST Honorable Mention for the second consecutive year when the league announced its all-conference teams on Sunday, March 8. Jones followed an outstanding freshman season with an impressive sophomore season that saw him average 18.2 points per game, 5.5 rebounds, 3.8 assists, notch 40 steals and go over the 1,000-point plateau. His scoring ranked sixth in the league. He jumped his scoring average to 19.0 points per game in conference games, which ranked fourth in the BIG EAST. The Lake Wales, Fla., native is just the fourth honorable mention selection for USF in its four years in the league, to go along with Kentrell Gransberry's first-team and second-team honors. Jones was also the first All-Rookie Team pick for the Bulls last season.

#### JONES SCORES 1,000 CAREER POINTS

With his first point at Seton Hall on Feb. 25, a free throw, at the 17:10 mark of the first half, sophomore Dominique Jones became just the 16th player in USF history to score 1,000 career points. He is the second fastest Bull to reach 1,000 and one of only three USF players to do it in two seasons. Jones also became the quickest sophomore to reach 1,000. He reached 1,000 in his 58th career game. Only Tony Grier reached 1,000 career points in fewer games. Grier surpassed 1,000 in his 51st career game during his junior season. USF's all-time leading scorer, Charlie Bradley, went over 1,000 in his 59th career game during his sophomore season.

#### JONES MOVES INTO TOP 10 IN FIVE RECORDS, LOOKING IN ON FOUR OTHERS

After just two seasons with the Bulls, Dominique Jones is currently listed on five career records lists at USF and looking in on four more. He is eighth in field goals attempted (964), ninth in scoring (1,247 points), three point field goals made (122), three pointers attempted (369) and free throws made (273). He is also just 30 attempted free throws, 17 made field goals, 13 steals and 62 assists away from 10th in each category.

#### SEVEN 30-POINT GAMES

Jones has scored 30 points or more in seven games with the Bulls, three times as a rookie and in four games his sophomore season.

#### TWENTY-FIVE 20-POINT GAMES

Jones has scored 20 points or more in 25 games at USF. His last 20-plus game was 24 points against Central Michigan (Dec. 13). In 12 games last season, Jones tallied at least 20 points and he did it 10 times in 2007-08.

#### CAREER-HIGH 36 VS. IONA

Sophomore Dominique Jones exploded for a career high 36 points vs. Iona (12/27/08), shooting an efficient 12-16 from the field, 7-9 from 3-point range and 5-6 from the free throw line. The 36 points bested his high of 31 done twice previously (12/6/08 at UCF and 2/26/08 vs. Seton Hall). He also finished with five assists, accounting for at least 46 of USF's 68 points. He began the assault with a 17-point first half, hitting 6-8 field goals, 3-4 3-pointers and 2-2 from the free throw line.

**LED (OR TIED) USF IN ...**

**Scoring:** Gilchrist 5, Jones 3, Famous 1  
**Rebounding:** Gilchrist 1(2), Famous 4(2)  
 Mercer (1), Jones (1), Fitzpatrick (2)  
**Assists:** Howard 4(1), Jones 4(1), Leemow (1)  
**Steals:** Jones 2 (2), Leemow 1(3), Mercer 2(2)  
 Fitzpatrick (1), Famous (1), Howard (1)  
 Gilchrist (1)  
**Blocks:** Gilchrist 3(2), Howard (2), Jones (2)  
 Fitzpatrick 2(1), Famous (1), Leemow (1)

**USF'S LARGEST IN 2009-10**

Lead 31, vs. Hampton (12/2)  
 Deficit 8, vs. USC (11/20) and vs. CMU (12/13)  
 Margin of Victory 22, vs. Kent State (11/25)  
 Margin of Defeat 3, vs. USC (11/20) and vs. CMU (12/13)  
 Halftime Lead 21, vs. Kent State (11/25)  
 Halftime Deficit 3, at SMU (11/13)  
 Deficit in Win 7, vs. UNC Wilmington (11/22)  
 Halftime Deficit in Win 3, at SMU (11/13)  
 Lead in Loss 10, vs. South Carolina  
 Halftime Lead in Loss 6, vs. South Carolina

**USF VS. THE CONFERENCES**

The following records indicate how the Bulls have fared this season against non-conference foes

|                                    |     |
|------------------------------------|-----|
| MEAC (Hampton)                     | 1-0 |
| MAC (Kent State, Central Michigan) | 1-1 |
| C-USA (SMU)                        | 1-0 |
| ACC (Virginia)                     | 1-0 |
| So-Con (Davidson)                  | 1-0 |
| CAA (UNC Wilmington)               | 1-0 |
| Sun Belt (FAU)                     | 1-0 |
| SEC (South Carolina)               | 0-1 |

**THIS WEEK IN THE BIG EAST**

|                                  |      |
|----------------------------------|------|
| <b>Dec. 13</b>                   |      |
| Saint Francis (N.Y.) at Syracuse | 1:00 |
| Central Michigan at USF          | 2:00 |
| Villanova at Temple              | 3:00 |
| Fordham at St. John's            | 4:00 |
| Illinois-Chicago at DePaul       | 6:00 |
| Cincinnati at Xavier             | 7:00 |
| <b>Dec. 15</b>                   |      |
| Rider at Rutgers                 | 7:30 |
| <b>Dec. 16</b>                   |      |
| Oral Roberts at Louisville       | 7:00 |
| Central Florida at USF           | 7:00 |
| American at DePaul               | 8:30 |
| Cincinnati at UAB                | TBD  |
| <b>Dec. 19</b>                   |      |
| Old Dominion at Georgetown       | TBD  |
| Lipscomb at Cincinnati           | 2:00 |
| Texas State at DePaul            | 2:00 |
| North Florida at Marquette       | 2:00 |
| UCLA at Notre Dame               | 2:00 |
| NJIT at Rutgers                  | 2:00 |
| USF vs. San Francisco            | 2:00 |
| Villanova vs. Fordham            | 2:00 |
| Western Kentucky at Louisville   | 4:00 |
| Temple at Seton Hall             | 7:00 |
| Saint Bonaventure at Syracuse    | 7:00 |
| Mt. St. Mary's at Pittsburgh     | TBD  |

2002-05 ... Freshman **Toarlyn Fitzpatrick** record a career high 11 points on the night, eclipsing his previous career high of nine which came against Kent State on Nov. 25.

**HOLDING DOWN HAMPTON**

Head Coach Stan Heath has preached defensive pressure this offseason, and it showed in USF's 74-55 victory over Hampton. USF held the five Hampton starters to just 16 of the team's 55 points in the game. Those five players combined average prior to the game was 49.5 points. Vincent Simpson (14.9 ppg) was held to two points while Darrion Pellum (13.5 ppg) and Michael Freeman (12.1 ppg) each had three against the Bulls.

**WRAPPING UP USF VS. FAU**

With a 19-0 run in the second half against FAU, USF had back-to-back games with 19-0 runs ... USF has had three Bulls score in double figures in five of six games. Against FAU, **Chris Howard** (15), **Dominique Jones** (11) and **Augustus Gilchrist** (27) all had double-digits ... USF hit 10 3-pointers for the first time since Dec. 27, 2008 against Iona, a span of 25 games ... USF scored a season high 78 points against FAU ... USF held the Owls scoreless for 6:32 in the second half, as FAU went 0-of-11 from the floor during that stretch ... USF last defeated an opponent by 20 or more points on Jan. 10, 2009, an 80-58 win over DePaul ... Junior **Dominique Jones** had 10 assists in the game, setting a new career high ... Sophomore **Augustus Gilchrist** was held to four points in the first half, but exploded in the second half with 23 points, setting a new career high with 27 ... With 27 points against FAU, Gilchrist had scored at least 14 points in every game this season.

**GILCHRIST EARNS FIRST BIG EAST WEEKLY HONOR ROLL AWARD**

Sophomore **Augustus Gilchrist** led the Bulls to a 2-0 record averaging 23.0 points and 7.0 rebounds per game last week, earning his first BIG EAST Weekly Honor Roll award of the season on Nov. 30. The forward shot 69 percent (18-26) from the field, 83.3 percent from long range (5-6) and 71.4 percent (5-7) at the free throw line. He also had four blocks, two steals and an assist. After scoring only four points in the first half against Florida Atlantic (Nov. 27), Gilchrist added 23, which was his previous career high, in the second half to finish with 27 against the Owls. A native of Clinton, Md., Gilchrist hit 10-of-12 from the field (83.3%) and 2-of-2 from three-point land in USF's sixth win of the season. He pulled down seven rebounds, had one swipe and blocked three Owl shots. Against Kent State, Gilchrist scored 19 points, hitting 3-of-4 from the arc, and pulled down seven rebounds. He also had a block, an assist and a steal.

**WRAPPING UP USF VS. KENT STATE**

The Bulls hit nine threes on the night, which broke their previous high for the season which was seven in the season opener at SMU ... USF's 41 first half points was the most in the first half this season for the Bulls. It broke the previous high of 37 which came against UNC-Wilmington on Nov. 22 ... The Bulls also set a season high for points in a game with 76. The 76 points broke the previous high of 74 against UNCW ... With a three-point field goal with 11:58 remaining, freshman **Jordan Dumars** scored the first points of his USF career ... Freshman **Shaun Noriega** scored for the second time in his USF career. He hit a three in the second half of USF's fifth victory ... Freshman **Toarlyn Fitzpatrick** doubled his season point total, scoring nine against KSU. Through five games Fitzpatrick had scored nine points, and in the 76-54 win over Kent State he put up nine in one game.

**WRAPPING UP USF VS. UNC-WILMINGTON**

Against UNCW, USF scored 74 points, a season high. The previous high in USF's first three games was 67 at SMU in the first game of the season ... USF's point total was also the most since the Bulls scored 80 in a win at DePaul Jan. 10, 2009, a span of 20 games. USF scored more than 74 points last season on three occasions ... Sophomore forward **Augustus Gilchrist** didn't score in the first half, but ended with 14, after shooting 5-of-10 from the field and 4-of-6 at the line ... Gilchrist has scored in double-digits in all five games this season, including a career-high 23 in the season opener at Southern Methodist ... Junior guard **Dominique Jones** came up two points short of

|                          |   |   |   |   |   |   |   |   |   |     |
|--------------------------|---|---|---|---|---|---|---|---|---|-----|
|                          | 1 | 2 | 3 | 4 | 5 | 6 | 7 | 8 | 9 | 10+ |
| <b>Margin of Victory</b> |   |   |   |   |   | 1 | 1 | 1 |   | 4   |
| <b>Margin of Defeat</b>  |   |   | 2 |   |   |   |   |   |   |     |

**RESULT BREAKDOWN**

| Record        | Overall    | BE |
|---------------|------------|----|
| Home:         | 4-0        |    |
| Away:         | 1-0        |    |
| Neutral:      | 2-1        |    |
| <b>TOTALS</b> | <b>7-1</b> |    |

**RECORD BY MONTH**

|               | Overall    | BE |
|---------------|------------|----|
| November:     | 6-1        |    |
| December:     | 1-1        |    |
| January:      |            |    |
| February:     |            |    |
| March:        |            |    |
| <b>TOTALS</b> | <b>7-2</b> |    |

**RECORD BY STARTING LINEUP**

|  |     |
|--|-----|
| Howard, Mercer, Jones, Gilchrist, Famous | 6-1 |
| Howard, Leemow, Jones, Gilchrist, Famous | 1-0 |
| Howard, Leemow, Jones, Mercer, Famous    | 0-1 |

**USF'S RECORD WHEN**

|  |     |
|--|-----|
| Leading at halftime:                       | 6-2 |
| Trailing at halftime:                      | 1-0 |
| Tied at halftime:                          |     |
| Overtime:                                  |     |
| USF shoots 50% or better from field:       | 3-0 |
| USF shoots 40-49% from field:              | 4-1 |
| USF shoots under 40% from field:           | 0-1 |
| Opp. shoots 50% or better from field:      |     |
| Opp. shoots 40-49% from field:             | 2-0 |
| Opp. shoots under 40% from field:          | 5-2 |
| USF outrebounds opponent:                  | 5-0 |
| Opp. outrebounds USF:                      | 1-2 |
| Tied in rebounds:                          | 1-0 |
| USF records 10 or more steals:             | 1-0 |
| USF records 15 or more assists:            | 1-0 |
| USF commits less than 15 turnovers:        | 5-1 |
| USF commits 15 or more turnovers:          | 2-1 |
| USF commits less turnovers than opp.:      | 3-1 |
| USF commits more turnovers than opp.:      | 3-1 |
| Tied in turnovers:                         | 1-0 |
| USF shoots 70% or better from the line:    | 3-2 |
| USF shoots under 70% from the line:        | 4-0 |
| USF scores 59 points or less:              | 0-1 |
| USF scores between 60-69 points:           | 3-1 |
| USF scores between 70-79 points:           | 4-0 |
| USF scores between 80-89 points:           |     |
| USF scores between 90-99 points:           |     |
| USF scores 100 or more points:             |     |
| Two or less Bulls score in double figures: | 1-1 |
| Three Bulls score in double figures:       | 5-1 |
| Four or more Bulls in double figures:      | 1-0 |
| Playing on Saturday:                       |     |
| Playing on Sunday:                         | 1-1 |
| Playing on Monday:                         | 1-0 |
| Playing on Tuesday:                        |     |
| Playing on Wednesday:                      | 2-0 |
| Playing on Thursday:                       | 1-0 |
| Playing on Friday:                         | 2-1 |
| Playing during the afternoon:              | 1-1 |
| Playing in the evening (5 p.m. or later):  | 6-1 |
| On television:                             | 1-0 |
| In-season tournament games:                | 2-1 |
| Postseason tournament games:               |     |
| Games decided by three points or less:     | 0-2 |
| Games decided by four to 10 points:        | 3-0 |
| Games decided by 11-20 points:             | 3-0 |
| Games decided by more than 20 points:      | 1-0 |

**CAREER DOUBLE-DOUBLES**

|                           |               |            |
|---------------------------|---------------|------------|
| <b>Jarrid Famous</b>      |               |            |
| Dec. 2, 2009              | Hampton       | 16 p, 10 r |
| <b>Augustus Gilchrist</b> |               |            |
| Jan. 20, 2009             | DePaul        | 16 p, 11 r |
| <b>Chris Howard</b>       |               |            |
| March 1, 2009             | West Virginia | 10 p, 11 a |
| Jan. 10, 2009             | at DePaul     | 12 p, 10 a |
| Nov. 17, 2007             | vs. FAU       | 18 p, 11 a |

|                        |               |            |
|------------------------|---------------|------------|
| <b>Dominique Jones</b> |               |            |
| Nov. 27, 2009          | vs. FAU       | 11 p, 10 a |
| Nov. 19, 2009          | vs. Davidson  | 17 p, 10 r |
| Jan. 20, 2009          | DePaul        | 26 p, 10 r |
| Dec. 5, 2007           | at Richmond   | 30 p, 14 r |
| <b>Alex Rivas</b>      |               |            |
| Feb. 25, 2009          | at Seton Hall | 18 p, 11 r |

his eighth-career 30-point game with 28 points. He did, however, set a new career high with six steals, surpassing his previous best of four accomplished on six previous occasions ... Jones has now gone 24 straight games scoring in double digits. The last time he failed to pass the 10-point mark was on Dec. 22, 2008 vs. Oral Roberts in the San Juan Shootout.

**JONES EARNS BIG EAST WEEKLY HONOR ROLL AWARD**

Junior guard Dominique Jones was selected to the BIG EAST Weekly Honor Roll the first reporting week of the season, on Nov. 23. That week, Jones led the team with 19.4 points per game, 14 steals and 24 assists and was second on the squad with 7.2 rebounds per contest. He scored at least 13 points in each of the first five games, and had six or more rebounds in four of five games. The junior played all 40 minutes against South Carolina and Wilmington, and 38 minutes against Virginia. At the time, the native of Lake Wales, Fla., was fifth in the league in scoring, third in steals, ninth in assists, 17th in rebounding and first in minutes played.

**JONES SELECTED TO CHARLESTON CLASSIC ALL-TOURNAMENT TEAM**

After averaging 20.7 points and 7.7 rebounds in three games, guard Dominique Jones was selected to the Charleston Classic All-Tournament Team. In three games, Jones averaged 4.7 assists and 3.0 steals in 38.7 minutes per game. He shot 52.4 percent from the field and 30 percent from long range. He exploded for his season-high 28 points and had six steals, three assists and four rebounds in 40 minutes against UNC-Wilmington in the consolation game of the tournament.

**WRAPPING UP USF VS. SOUTH CAROLINA**

South Carolina, who was receiving votes in the AP Poll Nov. 16, was averaging 19.3 points per game more than USF heading into the game, and USF only lost by three points ... USF outrebounded USC 22-15 in the first half, but were upended in that category, 24-15 in the second half ... USF hit 43.8 percent from the field, 38.5 percent

from the arc and 70.4 from the line while USC was 37.1 from the field, 11.8 percent from long range and 70 percent at the line ... Junior **Dominique Jones** was one rebound away from recording back-to-back double-doubles, after he had 10 rebounds and 17 points against Davidson (Nov. 19). He had 17 points and nine rebounds against South Carolina (Nov. 20) ... Sophomore **Augustus Gilchrist** had 19 points, 10 of which came at the free throw line ... Gilchrist hit at least 10 free throws back-to-back games. Against

Davidson, he was 15-of-16 and against USC he hit 10-of-12 ... Freshman **Shaun Noriega** scored his first points of his career, a three-pointer with 55 seconds left in the game, to bring the score within five.

**WRAPPING UP USF VS. DAVIDSON**

After hitting only 4-11 (36.4%) from the free throw line in the first half, USF finished the game 22-34 (64.7%) after draining eight-straight to open the second half ... Sophomore forward **Augustus Gilchrist** drained 15 free throws in the game, the second-most of all-time at USF, setting personal best marks in free throws made in a game and attempted, ... After scoring just two points in the first half, Gilchrist ended the night with 21 points, 15 of which were one-by-one ... Junior guard **Dominique Jones** recorded his third career double-double with 17 points and 10 rebounds ... Gilchrist and Jones combined for 29 of USF's 37 second-half points ... Freshman forward **Toarlyn Fitzpatrick** scored his first bucket with six minutes left in the first half ... Sophomore **Justin Leemow** continued his hot streak by hitting his first two threes of the game. He ended the game 2-4 from the arc. Dating back to the Virginia game, when Leemow was 3-of-3 from long range, he hit five consecutive threes.

**GILCHRIST TOUTS BACK-TO-BACK CAREER NIGHTS**

After scoring a career-high 23 points against SMU in the season opener, sophomore Augustus Gilchrist set two more career marks against Virginia on Nov. 16.

The forward from Clinton, Md., hit 7-of-7 free throws and dished out three assists, both career highs at the time. He also scored 18 or more points in back-to-back games for the first time in his career, hitting SMU for 23 and Virginia for 18.

**LEEMOW FROM LONG RANGE**

Sophomore guard Justin Leemow was 3-for-3 from behind the arc against Virginia (Nov. 16) to tie his personal best marks in total points (9), field goals made (3) and three-point field goals made (3).

Leemow, who had earned 22.5 minutes per game in a reserve role at the time, was the only non-starter to score for the Bulls until that point.

**STARTERS DOMINATE STAT SHEET IN ROAD OPENER**

USF's five starters scored all 67 points for the Bulls, grabbed 24-of-31 rebounds and recorded all 13 assists and all three blocks in the season opener at SMU (Nov. 13).

Five players entered the game from the bench, attempting only five field goals, three of which were from long range. Two reserves played at least 17 minutes, while the other

**ESPN/ USA TODAY**

**AP POLL**

1. Kansas (62) 7-0
2. Texas (1) 6-0
3. Villanova (1) 8-0
4. Kentucky 8-0
5. Purdue 7-0
6. West Virginia 5-0
7. Syracuse (1) 8-0
8. Duke 7-1
9. Tennessee 6-1
10. Florida 8-0
11. North Carolina 7-2
12. Michigan State 6-2
13. Ohio State 7-1
14. Connecticut 6-1
15. Georgetown 6-0
16. Texas A&M 7-1
17. Washington 6-1
18. UNLV 7-0
19. Cincinnati 5-1
20. Wisconsin 6-1
21. Gonzaga 6-2
22. Butler 6-2
23. Texas Tech 8-0
24. Georgia Tech 6-1
25. Mississippi 7-1

**Others Receiving Votes**  
 Texas Tech 49, Florida State 37, New Mexico 37, Louisville 36, Mississippi 27, Oklahoma State 17, Kansas State 16, Illinois 12, Memphis 10, California 10, St. John's 9, Notre Dame 8, Wake Forest 7, Charlotte 7, Northwestern 6, Saint Mary's 6, Richmond 5, Tulsa 5, Brigham Young 4, Washington State 3, William & Mary 3, Dayton 2, Seton Hall 2, Baylor 1.

**BIG EAST PRESEASON POLL**

|                      |            |
|----------------------|------------|
| 1. Villanova (10)    | 218 points |
| 2. West Virginia (5) | 215        |
| 3. Connecticut (1)   | 185        |
| 4. Louisville        | 179        |
| 5. Georgetown        | 161        |
| 6. Syracuse          | 152        |
| 7. Cincinnati        | 135        |
| 8. Notre Dame        | 132        |
| 9. Pittsburgh        | 119        |
| 10. Seton Hall       | 110        |
| 11. St. John's       | 82         |
| 12. Marquette        | 78         |
| 13. Providence       | 52         |
| <b>14. USF</b>       | <b>44</b>  |
| 15. Rutgers          | 43         |
| 16. DePaul           | 15         |

First-place votes in parentheses

**STARTERS**

|      | Guard  | Guard  | Guard | Forward    | Forward |
|------|--------|--------|-------|------------|---------|
| SMU  | Howard | Mercer | Jones | Gilchrist  | Famous  |
| UVA  | Howard | Mercer | Jones | Gilchrist  | Famous  |
| DAV  | Howard | Mercer | Jones | Gilchrist  | Famous  |
| USC  | Howard | Mercer | Jones | Gilchrist  | Famous  |
| UNCW | Howard | Leemow | Jones | Gilchrist  | Famous  |
| KSU  | Howard | Mercer | Jones | Gilchrist  | Famous  |
| FAU  | Howard | Mercer | Jones | Gilchrist  | Famous  |
| Hamp | Howard | Mercer | Jones | Gilchrist  | Famous  |
| CMU  | Howard | Leemow | Jones | Mercer (G) | Famous  |
| UCF  |        |        |       |            |         |
| USF  |        |        |       |            |         |
| USD  |        |        |       |            |         |

**CAREER RECORD WATCH**

**SCORING**

|     |                               |            |              |
|-----|-------------------------------|------------|--------------|
| 1.  | Charlie Bradley               | 1982-85    | 2,319        |
| 2.  | Altron Jackson                | 1999-02    | 2,017        |
| 3.  | Radenko Dobras                | 1989-92    | 1,935        |
| 4.  | B.B. Waldon                   | 1999-02    | 1,869        |
| 5.  | Chucky Atkins                 | 1993-96    | 1,619        |
| 6.  | Tony Grier                    | 1980-82    | 1,475        |
| 7.  | Gary Alexander                | 1989,91-92 | 1,272        |
| 8.  | Hakim Shahid                  | 1987-90    | 1,252        |
| 9.  | <b>Dominique Jones 2007-p</b> |            | <b>1,247</b> |
| 10. | Terrence Leather              | 2001-05    | 1,195        |

**FIELD GOALS MADE**

|     |                 |            |     |
|-----|-----------------|------------|-----|
| 1.  | Charlie Bradley | 1982-85    | 892 |
| 2.  | Altron Jackson  | 1999-02    | 776 |
| 3.  | B.B. Waldon     | 1999-02    | 741 |
| 4.  | Radenko Dobras  | 1989-92    | 714 |
| 5.  | Tony Grier      | 1980-82    | 583 |
| 6.  | Chucky Atkins   | 1993-96    | 526 |
| 7.  | Gary Alexander  | 1989,91-92 | 507 |
| 8.  | Hakim Shahid    | 1987-90    | 492 |
| 9.  | Willie Redden   | 1979-82    | 463 |
| 10. | Jesse Salters   | 1993-95    | 442 |

**Dominique Jones 2007-p 426**

**FREE THROWS MADE**

|     |                               |         |            |
|-----|-------------------------------|---------|------------|
| 1.  | Charlie Bradley               | 1982-85 | 459        |
| 2.  | Altron Jackson                | 1999-02 | 335        |
| 3.  | Terrence Leather              | 2001-05 | 326        |
| 4.  | Chucky Atkins                 | 1993-96 | 323        |
| 5.  | Tony Grier                    | 1980-82 | 309        |
| 6.  | B.B. Waldon                   | 1999-02 | 296        |
| 7.  | Radenko Dobras                | 1989-92 | 290        |
| 8.  | Jesse Salters                 | 1993-95 | 287        |
| 9.  | <b>Dominique Jones 2007-p</b> |         | <b>273</b> |
| 10. | Hakim Shahid                  | 1987-90 | 268        |

**3-POINT FG MADE**

|     |                               |         |            |
|-----|-------------------------------|---------|------------|
| 1.  | Reggie Kohn                   | 2000-03 | 252        |
| 2.  | Chucky Atkins                 | 1993-96 | 244        |
| 3.  | Radenko Dobras                | 1989-92 | 217        |
| 4.  | Cedric Smith                  | 1998-01 | 183        |
| 5.  | Derrick Sharp                 | 1992-93 | 166        |
| 6.  | Brian Swift                   | 2002-05 | 164        |
| 7.  | Melvin Buckley                | 2005-07 | 150        |
| 8.  | Altron Jackson                | 1999-02 | 133        |
| 9.  | <b>Dominique Jones 2007-p</b> |         | <b>122</b> |
| 10. | James Holmes                  | 2003-05 | 107        |

three combined for eight total minutes. Of the five subs, four were freshmen and one was a sophomore.

**GILCHRIST DRAINS PERSONAL BEST 23**

Sophomore Augustus Gilchrist led the Bulls with 23 points, his career best, in the season opener at SMU (Nov. 13). In his rookie season, he led the Bulls in scoring, or tied for the lead, five times:

|         |               |                                       |
|---------|---------------|---------------------------------------|
| Jan. 7  | Louisville    | 11 points (tied with Dominique Jones) |
| Jan. 14 | at Pitt       | 22 points (tied with Jones)           |
| Jan. 24 | Villanova     | 18 points                             |
| Feb. 21 | at UConn      | 15 points                             |
| Feb. 25 | at Seton Hall | 20 points (tied with Jones)           |

**EXHIBITION MIXES EXPERIENCED RETURNERS WITH NEWCOMERS**

After just one exhibition game against Florida Southern on Nov. 3, it's obvious that USF's six court-eligible newcomers will make an impact on the 2009-10 season. Junior Dominique Jones showed leadership with 20 points, eight assists and six rebounds while junior transfer Jarrid Famous added 20 points, eight rebounds and six assists in his USF debut. Senior Mike Mercer returned from his 2008 ACL injury to drop in 17 points on 7-10 shooting and 2-3 from behind the arc.

USF had four players score in double digits including Jones and Famous with 20 each. Mike Mercer added 17 points, while freshman Toarlyn Fitzpatrick put up 14 points.

Every active player for USF scored in the 110-79 victory and no player earned more than 27 minutes, with eight players notching at least 17 minutes.

**BULLS TOP CENTURY MARK IN EXHIBITION WIN**

In exhibition action against Florida Southern on Nov. 3, the Bulls scored more than 100 points for just the second time in Coach Stan Heath's tenure in Tampa. The only other time the Bulls have tallied triple digits was the 100-69 win over Florida Atlantic on Nov. 17, 2007. The Bulls did not score more than 80 points in any game during the 2008-09 season.

**JONES TABBED PRESEASON ALL-BIG EAST**

Junior guard Dominique Jones was named to the All-BIG EAST second team in a vote by the league's coaches during the conference's annual media day at Madison Square Garden. The All-BIG EAST accolade is the first preseason award for Jones in his career. He earned All-BIG EAST honorable mention after both his freshman and sophomore campaigns.

**BULLS SESSION**

**WITH STAN HEATH**

**PRESENTED BY BEEF O'BRADY'S**

|                    |        | Location    |
|--------------------|--------|-------------|
| Monday, Jan. 4     | 7 p.m. | Citrus Park |
| Monday, Jan. 11    | 7 p.m. | Busch/Himes |
| Monday, Jan. 18    | 7 p.m. | USF         |
| Monday, Jan. 25    | 7 p.m. | Lutz        |
| Monday, Feb. 1     | 7 p.m. | Palma Ceia  |
| Monday, Feb. 8     | 7 p.m. | USF         |
| Monday, Feb. 15    | 7 p.m. | USF         |
| Monday, Feb. 22    | 7 p.m. | Brandon     |
| Wednesday, March 3 | 7 p.m. | USF         |

**STAN HEATH TV SHOW**

**BRIGHT HOUSE SPORTS NETWORK**

|                   |           |
|-------------------|-----------|
| Thursday, Dec. 24 | 5:30 p.m. |
| Thursday, Dec. 31 | 5:30 p.m. |
| Thursday, Jan. 7  | 5:30 p.m. |
| Thursday, Jan. 14 | 5:30 p.m. |
| Thursday, Jan. 21 | 5:30 p.m. |
| Thursday, Jan. 28 | 5:30 p.m. |
| Thursday, Feb. 4  | 5:30 p.m. |
| Thursday, Feb. 11 | 5:30 p.m. |
| Thursday, Feb. 18 | 5:30 p.m. |
| Thursday, Feb. 25 | 5:30 p.m. |
| Thursday, March 4 | 5:30 p.m. |

**BULLS INK**

**DORITY AND AUSTIN**

The University of South Florida men's basketball coach Stan Heath announced the signing of **point guard LaVonte Dority** and **center Waverly Austin** to NCAA Letters of Intent during the November signing period.

Dority is a 6-0, 180-pound point guard from Chicago's Edwin G. Foreman High, where he averaged 20 points, six assists and 4.8 rebounds last season. One of four Division I signees on his high school team, Dority led the Hornets to a 19-7 record in the Chicago Public League. Dority's strengths include creating scoring opportunities and attacking the basket. He is rated by ESPN as one of the top 50 point guards in the country.

Austin, at 6-10, 250-pounds, is ranked by ESPN as the 54th-best center in the country. Hailing from Fredericksburg, Va., Austin currently plays for Heat Basketball Academy in Martinsville, Va. Last season he helped God's Academy, a prep school in North Texas, to a 35-9 record in 2009, averaging 16.2 points, 7.9 rebounds and 3.4 blocks. He has also attended Courtland High School in Virginia and Yulee High School in Jacksonville, where his mother lives, and played AAU ball for the Delaware Takeover.

Austin runs the floor well and does a good job of crashing the boards on both ends while having a nice mid-range game. Defensively he has the ability to alter or block a lot of shots with his jumping ability.

**USF CAREER GAMES & STARTS**

|             | Career Games | Career Starts | Consecutive Games | Consecutive Starts |
|-------------|--------------|---------------|-------------------|--------------------|
| Burwell     | 6            | 0             | 3                 | 0                  |
| Famous      | 9            | 9             | 9                 | 9                  |
| Fitzpatrick | 9            | 0             | 9                 | 0                  |
| Gilchrist   | 33           | 20            | 33                | 10                 |
| Howard      | 85           | 81            | 85                | 27                 |
| Jones       | 71           | 70            | 71                | 32                 |
| Kardok      | 12           | 0             | 3                 | 0                  |
| Leemow      | 40           | 10            | 40                | 1                  |
| Mercer      | 12           | 10            | 13                | 4                  |
| Noriega     | 7            | 0             | 4                 | 0                  |



# HEAD COACH STAN HEATH

Third Season | Eastern Michigan, '88

Detroit, Mich. | USF ('07-Present) | Arkansas ('02-'07) | Kent State ('01-'02) | Michigan State ('96-'01) | Bowling Green ('94-'96) | Wayne State ('91-'94)

Stan Heath, whose eight-year head coaching career at the collegiate level has already included three NCAA tournament appearances, is building something special at the University of South Florida.

Heath, entering his third season as head men's basketball coach at USF during the 2009-10 campaign, led the Bulls to their most BIG EAST wins in 2008-09 and engineered the school's first victory against a top-10 ranked team.

The Bulls posted a 7-7 record at home, highlighted by a 57-56 win on Feb. 6, 2009 against No. 8 Marquette, ending a 32-game losing streak to teams ranked in the top 10.

"It's very special, one of the more special wins I've ever had in my career," said Heath after the win. "I don't want this to be the last one. I want to have more conversations like this in the future."

Heath arrived at that special moment after being named USF head coach on April 3, 2007 - marking the official start to a new era in the program's history.

In his two seasons in Tampa, Heath has guided three players to All-BIG EAST honors, including first-team selection Kentrell Gransberry in 2007-08 and record-setting guard Dominique Jones, who captured honorable mention laurels as a freshman and sophomore and was a unanimous pick on the All-Rookie Team.

Heath, 44, arrived at USF after serving as head coach at the University of Arkansas for five seasons. While with the Razorbacks, Heath guided the program to a pair of NCAA tournament appearances (2006, 2007) and an overall record of 82-71. UA posted 20-win campaigns in each of his final two seasons, and 2006-07 was highlighted by a run to the championship game of the SEC tournament and subsequent participation in the NAAs.

An outstanding recruiter throughout his career, Heath's signing classes have gained national recognition in recent years. National media outlets ranked his efforts among the top 15 in the country in 2003, 2004 and 2006. In his eight years (Arkansas, Kent State and USF) as a head coach, he has directed a total of nine players to all-league accolades and his rosters have featured a pair of freshman All-Americans, two conference defensive players of the year, one sixth man of the year and two NBA players, including one lottery pick.

Prior to Arkansas, Heath guided Kent State to a record-setting 2001-02 campaign in his first year as a head coach at the collegiate level. The Golden Flashes claimed the Mid-American Conference regular season and tournament titles en route to a 30-6 record and an appearance in the Elite Eight. KSU set a league record for wins that year, won 21 games in a row and defeated three nationally ranked opponents (No. 20 Oklahoma St., No. 8 Alabama, No. 9 Pittsburgh) during its historic postseason run.

While an assistant coach for five seasons (1996-97 - 2000-01) under Tom Izzo at Michigan State, Heath helped the Spartans develop into one of the top programs in all of college basketball. During his tenure, MSU advanced to the Final Four on three occasions (1999, 2000 and 2001), highlighted by the national championship in 2000. The Spartans compiled an overall record of 132-37 during his stay in East Lansing and also made one more Sweet 16 (1998) trip and participated in the National Invitation Tournament (1997).

The Detroit native has also made collegiate assistant coaching stops at Bowling Green State University (1994-95 - 1995-96), Wayne State University (1991-92 - 1993-94), Albion College (1989-90 - 1990-91) and Hillsdale College (1988-89). He began his coaching career at the prep level, working for one season (1987-88) at Lincoln High School in Ypsilanti, Mich.

A three-year letterwinner (1984-87) at Eastern Michigan University, Heath earned his bachelor's degree in social science in 1988. He went on to complete his master's work in sports administration in 1993 at Wayne State University.

Heath is married to the former Ramona Webb and the couple has two sons: Jordan and Joshua.

## ALL-TIME BEST CAREER STARTS FOR HEAD COACHES (BY WINS)

| Rank | Name                                  | Record      | Pct.        |
|------|---------------------------------------|-------------|-------------|
| 1.   | Bill Guthridge, North Carolina (1998) | 34-4        | .895        |
| 2.   | Bill Hodges, Indiana St. (1979)       | 33-1        | .970        |
| 3.   | <b>Stan Heath, Kent St. (2002)</b>    | <b>30-6</b> | <b>.833</b> |
| 4.   | John Warren, Oregon (1945)            | 30-13       | .698        |
| 5.   | Phil Johnson, Weber St. (1969)        | 27-3        | .900        |

## STAN HEATH AT A GLANCE

- 140-120 overall (ninth year)
- Three 20-win seasons (30-6 in 2001-02, 22-10 in 2005-06, 21-14 in 2006-07)
- Three NCAA tournament appearances (2002, 2006 & 2007)
- 14 wins vs. nationally ranked top-25 teams
- Three nationally ranked recruiting classes
  - 2003: No. 7 (Recruiting Services Consensus Index)
  - 2004: No. 13 (Rivals.com), No. 16 (Hoop Scoop)
  - 2006: No. 14 (Scout.com), No. 15 (Rivals.com)
- 2002 MAC Coach of the Year, CBSsportsline.com and Collegelinsider.com National Rookie Coach of the Year
- Two freshman All-Americans
  - Patrick Beverley, 2007; Ronnie Brewer, 2004
- Two All-BIG EAST selections
  - Kentrell Gransberry, 2008; Dominique Jones, 2008, 2009
- One BIG EAST All-Rookie selection
  - Dominique Jones, 2008
- Five All-SEC selections
  - Patrick Beverley, 2007; Ronnie Brewer, 2006, 2005; Jonathon Modica, 2006, 2004
- One SEC Defensive Player of the Year
  - Steven Hill, 2007
- One SEC Sixth Man of the Year
  - Eric Ferguson, 2006
- One MAC Defensive Player of the Year
  - Demetric Shaw, 2002
- Three All-MAC selections
  - Trevor Huffman, Andrew Mitchell, Antonio Gates, 2002

## HEATH'S CAREER

- Head Coach**
  - 2007-p - University of South Florida
  - 2002-07 - University of Arkansas
  - 2001-02 - Kent State University
- Assistant**
  - 1996-01 - Michigan State University
  - 1994-96 - Bowling Green State University
  - 1991-94 - Wayne State University (Associate H.C.)
  - 1989-91 - Albion College (Mich.) (JV H.C.)
  - 1988-89 - Hillsdale College (Mich.)
  - 1987-88 - Lincoln HS (Ypsilanti, Mich.)

## NBA PRODUCTS

- Charlie Bell - Milwaukee Bucks
- Patrick Beverly - Miami Heat
- Ronnie Brewer - Utah Jazz
- Antonio Daniels - New Orleans Hornets
- Morris Peterson - New Orleans Hornets
- Zach Randolph - L.A. Clippers
- Jason Richardson - Charlotte Bobcats
- Sonny Weems - Toronto Raptors

## NFL PRODUCTS

- Antonio Gates - San Diego Chargers
- Matt Jones - Jacksonville Jaguars

## EDUCATION

- Eastern Michigan University, 1988
  - Bachelor's in social science
- Wayne State University, 1993
  - Master's in sports administration

## NCAA APPEARANCES

- 2006-07, Arkansas
- 2005-06, Arkansas
- 2001-02, Kent State

## PLAYING CAREER

- Eastern Michigan University, 1984-87

## MISCELLANEOUS

- Three 20-win seasons
- 14 wins against nationally ranked top-25 teams
- Three nationally ranked recruiting classes
- 2002 MAC Coach of the Year
- CBSsportsline.com National Rookie Coach of the Year
- Collegelinsider.com National Rookie Coach of the Year
- Two freshman All-Americans

## PERSONAL

- Hometown: Detroit, Mich.
- Born: December 17, 1964
- Wife: Ramona (Webb)
- Children: Jordan and Joshua

## STAN HEATH'S YEARLY RECORDS

| Kent State University       |                |              |              |              |              |              |      |
|-----------------------------|----------------|--------------|--------------|--------------|--------------|--------------|------|
| Year                        | Overall        | Home         | Away         | Neutral      | Conf         | Non-Conf     |      |
| 2001-02                     | 30-6           | 12-0         | 9-3          | 9-3          | 17-1         | 13-5         | NCAA |
| University of Arkansas      |                |              |              |              |              |              |      |
| Year                        | Overall        | Home         | Away         | Neutral      | Conf         | Non-Conf     |      |
| 2002-03                     | 9-19           | 8-8          | 1-9          | 0-2          | 4-12         | 5-7          |      |
| 2003-04                     | 12-16          | 10-6         | 1-8          | 1-2          | 4-12         | 8-4          |      |
| 2004-05                     | 18-12          | 13-3         | 2-7          | 3-2          | 6-10         | 12-2         |      |
| 2005-06                     | 22-10          | 15-1         | 3-5          | 4-4          | 10-6         | 12-4         | NCAA |
| 2006-07                     | 21-14          | 13-3         | 2-8          | 6-3          | 7-9          | 14-5         | NCAA |
| <b>At UA</b>                | <b>82-71</b>   | <b>59-21</b> | <b>9-37</b>  | <b>14-13</b> | <b>31-49</b> | <b>51-22</b> |      |
| University of South Florida |                |              |              |              |              |              |      |
| Year                        | Overall        | Home         | Away         | Neutral      | Conf         | Non-Conf     |      |
| 2007-08                     | 12-19          | 7-8          | 3-10         | 2-1          | 3-15         | 9-4          |      |
| 2008-09                     | 9-22           | 7-7          | 1-11         | 1-4          | 4-14         | 5-8          |      |
| 2009-10                     | 7-2            | 4-1          | 1-0          | 2-1          | --           | 7-2          |      |
| <b>At USF</b>               | <b>28-43</b>   | <b>18-16</b> | <b>5-21</b>  | <b>5-6</b>   | <b>7-29</b>  | <b>21-14</b> |      |
| <b>Overall</b>              | <b>140-120</b> | <b>89-37</b> | <b>23-61</b> | <b>28-22</b> | <b>55-79</b> | <b>85-41</b> |      |

**Margin of Victory**

(25 points or more)

| Mar. | Opponent            | Score  | Date     |
|------|---------------------|--------|----------|
| +49  | Oglethorpe          | 110-61 | 11/29/72 |
| +44  | Roosevelt           | 117-73 | 12/22/82 |
| +43  | Bethune-Cookman     | 93-50  | 11/26/84 |
| +40  | LIU-Brooklyn        | 92-52  | 12/28/02 |
| +39  | Winston-Salem State | 87-48  | 12/29/07 |
| +39  | Nova Southeastern   | 99-60  | 11/22/02 |
| +39  | Eckerd              | 85-46  | 11/30/79 |
| +39  | Rio Grande          | 115-76 | 12/17/75 |
| +38  | Morgan State        | 91-53  | 01/03/00 |
| +37  | New Hampshire       | 88-51  | 12/28/90 |
| +37  | Bethune-Cookman     | 89-52  | 12/19/81 |
| +36  | FAU                 | 86-50  | 12/05/98 |
| +36  | Dartmouth           | 90-54  | 12/28/84 |
| +35  | Jacksonville        | 78-43  | 12/07/96 |
| +35  | Missouri-St. Louis  | 95-60  | 01/21/74 |
| +33  | Bethune-Cookman     | 82-49  | 12/31/06 |
| +33  | Tulane              | 97-64  | 02/23/95 |
| +33  | Jacksonville        | 100-67 | 02/26/83 |
| +33  | Roosevelt           | 90-57  | 12/20/80 |
| +33  | Dickinson           | 88-55  | 01/07/76 |
| +33  | UCF                 | 120-87 | 02/17/75 |
| +32  | Charlotte           | 86-54  | 01/28/85 |
| +31  | FAU                 | 100-69 | 11/17/07 |
| +31  | Norfolk State       | 87-56  | 12/17/06 |
| +31  | Houston             | 88-57  | 12/26/02 |
| +31  | Harvard             | 94-63  | 12/29/99 |
| +31  | LIU-Brooklyn        | 85-54  | 12/22/98 |
| +31  | Central Conn. State | 89-58  | 01/15/90 |
| +31  | Akron               | 102-71 | 12/17/83 |
| +30  | Texas-Arlington     | 81-51  | 12/29/04 |
| +30  | UCF                 | 85-55  | 12/15/00 |
| +30  | Georgia Southern    | 78-48  | 12/29/95 |
| +29  | FIU                 | 79-50  | 11/21/06 |
| +29  | FAU                 | 109-80 | 12/14/99 |
| +29  | FIU                 | 91-62  | 12/05/88 |
| +28  | Stetson             | 93-65  | 11/26/04 |
| +28  | UAB                 | 75-47  | 02/21/01 |
| +28  | FAMU                | 87-59  | 12/07/84 |
| +28  | Furman              | 76-48  | 12/29/80 |
| +27  | Robert Morris       | 82-55  | 11/23/01 |
| +27  | SE Missouri State   | 75-48  | 03/04/95 |
| +27  | Virginia Tech       | 77-50  | 02/13/93 |
| +27  | Bethune-Cookman     | 82-55  | 12/01/92 |
| +27  | Jacksonville        | 86-59  | 03/04/90 |
| +27  | Bethune-Cookman     | 90-63  | 11/28/83 |
| +27  | Lehigh              | 89-62  | 01/09/75 |
| +26  | Davidson            | 96-70  | 11/17/00 |
| +26  | SE Missouri State   | 67-41  | 01/25/96 |
| +26  | Long Island         | 86-60  | 12/30/95 |
| +26  | Bethune-Cookman     | 92-66  | 11/26/85 |
| +26  | Texas A&M           | 73-47  | 12/27/83 |
| +25  | Stetson             | 77-52  | 12/06/05 |
| +25  | Bethune-Cookman     | 89-64  | 11/29/04 |
| +25  | Houston             | 93-68  | 01/27/01 |
| +25  | UCF                 | 89-64  | 12/10/94 |
| +25  | Marist              | 84-59  | 01/03/84 |

**Margin of Defeat**

(25 points or more)

| Mar. | Opponent       | Score  | Date     |
|------|----------------|--------|----------|
| -46  | Syracuse       | 65-111 | 12/04/87 |
| -45  | Louisville     | 40-85  | 01/10/04 |
| -42  | Florida State  | 53-95  | 01/29/73 |
| -39  | UAB            | 47-86  | 01/20/04 |
| -37  | UAB            | 41-78  | 12/31/93 |
| -37  | Florida        | 54-91  | 12/23/89 |
| -37  | N.C.State      | 88-125 | 12/08/72 |
| -36  | Michigan       | 56-92  | 12/29/87 |
| -36  | North Carolina | 39-75  | 12/12/81 |
| -35  | Marquette      | 36-71  | 01/30/97 |
| -35  | North Carolina | 65-100 | 02/16/77 |
| -34  | Cincinnati     | 69-103 | 12/04/76 |
| -34  | Florida State  | 84-118 | 02/09/74 |
| -33  | Marquette      | 63-96  | 01/11/03 |
| -33  | UNC Charlotte  | 56-89  | 01/20/96 |
| -32  | Florida        | 53-85  | 12/10/96 |
| -32  | Florida State  | 81-113 | 12/20/88 |
| -32  | Old Dominion   | 81-113 | 12/20/73 |
| -31  | North Carolina | 62-93  | 12/03/79 |
| -31  | South Alabama  | 83-114 | 02/01/79 |
| -31  | Furman         | 60-91  | 12/02/78 |
| -31  | Florida State  | 72-103 | 02/26/77 |
| -30  | Southern Miss  | 60-90  | 03/04/93 |
| -30  | Tennessee      | 64-94  | 11/27/76 |
| -29  | Fordham        | 55-84  | 12/05/87 |
| -29  | Duke           | 66-95  | 12/05/83 |
| -29  | South Alabama  | 57-86  | 02/23/80 |
| -29  | South Alabama  | 55-84  | 01/13/80 |
| -29  | New Orleans    | 72-101 | 01/29/77 |
| -28  | Colorado       | 72-100 | 11/19/00 |
| -28  | TCU            | 49-77  | 01/25/92 |
| -28  | UAB            | 59-87  | 02/21/89 |
| -28  | Dayton         | 58-86  | 02/12/77 |
| -28  | St. Louis      | 67-95  | 02/11/73 |
| -27  | VCU            | 78-105 | 02/07/80 |
| -27  | Tennessee      | 90-117 | 12/10/73 |
| -26  | Louisville     | 55-81  | 01/10/07 |
| -26  | Cincinnati     | 48-74  | 01/27/05 |
| -26  | South Alabama  | 70-96  | 02/13/89 |
| -26  | DePaul         | 55-81  | 01/17/87 |
| -26  | Florida State  | 62-88  | 02/07/76 |
| -25  | Georgetown     | 40-65  | 02/18/09 |
| -25  | Southern Miss  | 50-75  | 02/09/97 |
| -25  | Virginia Tech  | 40-65  | 02/19/94 |
| -25  | UT-Chattanooga | 68-93  | 02/18/76 |
| -25  | Auburn         | 52-77  | 12/02/74 |

**Highest Scoring Games for USF**

| Opponent           | Score   | Date     |
|--------------------|---------|----------|
| UCF                | 120-87  | 02/17/75 |
| TCU                | 117-108 | 01/05/02 |
| Roosevelt          | 117-73  | 12/22/82 |
| Rio Grande         | 115-76  | 12/17/75 |
| UCF                | 115-96  | 02/22/72 |
| Oglethorpe         | 110-61  | 11/29/72 |
| FAU                | 109-80  | 12/14/99 |
| Charlotte          | 106-94  | 01/15/83 |
| Fordham            | 104-84  | 11/19/01 |
| Alcorn State       | 104-84  | 11/26/91 |
| Jacksonville       | 104-94  | 02/11/89 |
| Miami              | 104-106 | 02/06/89 |
| Monmouth           | 104-86  | 03/07/84 |
| UT-Chattanooga     | 103-87  | 01/04/75 |
| Missouri-St. Louis | 103-93  | 12/22/73 |
| FAMU               | 103-102 | 01/13/72 |
| Akron              | 102-71  | 12/17/83 |
| Mercer             | 101-85  | 12/13/73 |
| FAU                | 100-69  | 11/17/07 |
| Jacksonville       | 100-67  | 02/26/83 |
| Iona               | 100-107 | 02/19/77 |
| Florida Southern   | 100-80  | 03/01/75 |
| UCF                | 100-88  | 12/11/72 |
| Stetson            | 100-79  | 02/19/72 |
| Nova Southeastern  | 99-60   | 11/22/02 |
| Augusta            | 99-77   | 12/19/89 |
| UCLA               | 98-103  | 12/23/99 |
| Citadel            | 98-74   | 12/21/99 |
| South Alabama      | 98-74   | 01/13/90 |
| Tulane             | 97-64   | 02/23/95 |
| Old Dominion       | 97-84   | 01/27/73 |
| Alabama            | 97-123  | 12/09/71 |
| Davidson           | 96-70   | 11/17/00 |
| NE Illinois        | 96-77   | 12/27/91 |
| Jacksonville       | 96-84   | 02/01/90 |
| UCF                | 96-76   | 12/03/73 |
| Bethune-Cookman    | 95-90   | 02/03/83 |
| New Orleans        | 95-72   | 02/26/76 |
| South Alabama      | 95-85   | 01/26/76 |
| Missouri-St. Louis | 95-60   | 01/21/74 |
| Florida State      | 95-94   | 01/19/74 |
| FAMU               | 95-108  | 01/30/73 |
| Florida Southern   | 95-82   | 01/24/73 |
| Rollins            | 95-83   | 02/24/72 |
| Harvard            | 94-63   | 12/29/99 |
| Old Dominion       | 94-93   | 02/07/90 |
| FIU                | 94-80   | 11/27/89 |
| Rider              | 94-89   | 12/28/88 |
| South Alabama      | 94-83   | 02/10/83 |
| FAMU               | 94-77   | 11/27/82 |
| Hartford           | 94-74   | 01/05/77 |
| UCF                | 94-76   | 11/19/75 |
| Stetson            | 93-65   | 11/26/04 |
| Houston            | 93-68   | 01/27/01 |
| Miami              | 93-77   | 01/06/90 |
| Bethune-Cookman    | 93-50   | 11/26/84 |
| VMI                | 93-76   | 01/03/83 |
| LIU-Brooklyn       | 92-52   | 12/28/02 |
| Ball State         | 92-98   | 03/12/02 |
| UCF                | 92-82   | 12/11/95 |
| UCF                | 92-81   | 12/12/92 |
| Florida State      | 92-88   | 12/20/91 |
| Oral Roberts       | 92-99   | 12/07/91 |
| Xavier             | 92-88   | 01/26/91 |
| FIU                | 92-72   | 12/08/90 |
| Bethune-Cookman    | 92-66   | 11/26/85 |
| Boston University  | 92-81   | 01/03/76 |
| Old Dominion       | 92-86   | 01/23/75 |
| Jacksonville       | 91-78   | 11/25/05 |
| Morgan State       | 91-53   | 01/03/00 |
| Nicholls State     | 91-78   | 12/22/97 |
| VCU                | 91-95   | 02/20/93 |
| VCU                | 91-81   | 02/29/92 |
| Stetson            | 91-75   | 11/22/91 |
| FIU                | 91-92   | 02/28/89 |
| FIU                | 91-62   | 12/05/88 |
| Eastern Illinois   | 90-68   | 12/22/00 |
| Tennessee          | 90-102  | 11/30/99 |
| Old Dominion       | 90-71   | 11/30/91 |
| Dartmouth          | 90-54   | 12/28/84 |
| Bethune-Cookman    | 90-63   | 11/28/83 |
| Charlotte          | 90-78   | 01/19/83 |
| Florida State      | 90-77   | 12/10/82 |
| Roosevelt          | 90-57   | 12/20/80 |
| Eckerd             | 90-70   | 11/29/78 |
| UT-Chattanooga     | 90-75   | 01/05/76 |
| Citadel            | 90-78   | 01/08/74 |
| Tennessee          | 90-117  | 12/10/73 |
| Armstrong State    | 90-79   | 02/24/73 |

**Highest Scoring Games for Opponent**

| Opponent                | Score   | Date     |
|-------------------------|---------|----------|
| N.C.State               | 125-88  | 12/08/72 |
| Alabama                 | 123-97  | 12/09/71 |
| Florida State           | 118-84  | 02/09/74 |
| Tennessee               | 117-90  | 12/10/73 |
| Florida                 | 116-87  | 12/04/71 |
| South Alabama           | 114-83  | 02/01/79 |
| Florida State           | 113-81  | 12/20/88 |
| Old Dominion            | 113-81  | 12/20/73 |
| Syracuse                | 111-65  | 12/04/87 |
| TCU                     | 108-117 | 01/05/02 |
| FAMU                    | 108-95  | 01/30/73 |
| Iona                    | 107-100 | 02/19/77 |
| Miami                   | 106-104 | 02/06/89 |
| New Orleans             | 106-85  | 01/26/72 |
| VCU                     | 105-78  | 02/07/80 |
| Missouri-St. Louis      | 105-86  | 02/26/72 |
| Florida State           | 103-72  | 02/26/77 |
| Cincinnati              | 103-69  | 12/04/76 |
| Tennessee               | 102-90  | 11/30/99 |
| FAMU                    | 102-103 | 01/13/72 |
| New Orleans             | 101-72  | 01/29/77 |
| Memphis                 | 100-89  | 02/07/01 |
| Colorado                | 100-72  | 11/19/00 |
| Charlotte               | 100-84  | 02/09/80 |
| Stetson                 | 100-89  | 01/22/79 |
| North Carolina          | 100-65  | 02/16/77 |
| FAMU                    | 100-88  | 01/16/74 |
| Oral Roberts            | 99-92   | 12/07/91 |
| Armstrong State         | 99-85   | 02/16/74 |
| Southern Illinois-Carb. | 99-73   | 12/20/71 |
| Ball State              | 98-92   | 03/12/02 |
| Louisville              | 98-75   | 01/07/93 |
| Jacksonville            | 98-84   | 01/18/89 |
| Southern Illinois-Carb. | 98-86   | 02/28/72 |
| Florida                 | 98-77   | 12/14/71 |
| Florida State           | 97-74   | 01/20/77 |
| Marquette               | 96-63   | 01/11/03 |
| Louisville              | 96-77   | 02/01/02 |
| South Alabama           | 96-84   | 02/23/89 |
| South Alabama           | 96-70   | 02/13/89 |
| Cincinnati              | 96-75   | 12/06/75 |
| UCF                     | 96-115  | 02/22/72 |
| Louisville              | 95-74   | 01/10/99 |
| Florida State           | 95-88   | 11/29/94 |
| VCU                     | 95-91   | 02/20/93 |
| Southern Miss           | 95-81   | 01/09/93 |
| Duke                    | 95-66   | 12/05/83 |
| Charlotte               | 95-79   | 02/03/80 |
| Duke                    | 95-86   | 01/11/75 |
| St. Louis               | 95-67   | 02/11/73 |
| Florida State           | 95-53   | 01/29/73 |
| Loyola-New Orleans      | 95-84   | 02/09/72 |
| Wake Forest             | 95-68   | 01/22/72 |
| Seton Hall              | 94-89   | 01/20/06 |
| Houston                 | 94-74   | 01/22/97 |
| Florida State           | 94-73   | 12/30/92 |
| Nicholls State          | 94-84   | 12/22/92 |
| Jacksonville            | 94-104  | 02/11/89 |
| Jacksonville            | 94-85   | 02/14/87 |
| Charlotte               | 94-106  | 01/15/83 |
| Tennessee               | 94-64   | 11/27/76 |
| Florida State           | 94-95   | 01/19/74 |
| Texas                   | 93-76   | 11/21/98 |
| North Carolina          | 93-62   | 12/03/79 |
| UT-Chattanooga          | 93-68   | 02/18/76 |
| Missouri-St. Louis      | 93-103  | 12/22/73 |
| Mercer                  | 93-88   | 01/19/72 |
| Southern Miss           | 92-75   | 03/02/02 |
| Florida                 | 92-73   | 12/08/01 |
| UAB                     | 92-76   | 02/26/98 |
| Southern Miss           | 92-87   | 03/13/92 |
| FIU                     | 92-91   | 02/28/89 |
| Miami                   | 92-71   | 03/01/88 |
| Michigan                | 92-56   | 12/29/87 |
| Florida                 | 92-79   | 01/11/83 |
| UAB                     | 92-83   | 01/10/80 |
| Georgia State           | 92-84   | 02/16/78 |
| New Orleans             | 92-87   | 02/10/72 |
| Houston                 | 91-75   | 02/13/02 |
| Memphis                 | 91-72   | 03/04/00 |
| VCU                     | 91-80   | 03/05/94 |
| Tulane                  | 91-75   | 03/06/93 |
| Florida                 | 91-54   | 12/23/89 |
| Jacksonville            | 91-75   | 01/23/80 |
| Furman                  | 91-60   | 12/02/78 |
| Arkansas State          | 91-89   | 12/08/73 |
| New Orleans             | 91-76   | 01/18/73 |
| Rollins                 | 91-76   | 01/10/72 |
| Southern Miss           | 90-60   | 03/04/93 |
| Old Dominion            | 90-70   | 02/09/89 |
| Bethune-Cookman         | 90-95   | 02/03/83 |
| VCU                     | 90-81   | 01/26/80 |
| Eckerd                  | 90-72   | 12/06/77 |
| West Florida            | 90-89   | 01/05/74 |
| South Alabama           | 90-63   | 02/16/72 |
| St. Bonaventure         | 90-74   | 01/31/72 |
| Mississippi St.         | 90-77   | 12/10/71 |

**The Last Time a Bull...**

**Scored 30 points**  
 March 3, 2009 (Dominique Jones, 30, vs. Cincinnati)

**Scored 35 points**  
 Jan. 17, 2009 (Dominique Jones, 35, at West Virginia)

**Scored 40 points**  
 Dec. 10, 1982 (Charlie Bradley, 42, vs. Florida State)

**Scored 20 points in a half**  
 Nov. 27, 2009 (Augustus Gilchrist, 23, 2nd Half, vs. FAU)

**Two players with 20 points**  
 Feb. 25, 2009 (Dominique Jones, 20 points; Augustus Gilchrist, 20 points)

**A player had back-to-back 25-point games**  
 Jan. 20, 2009 (Dominique Jones, 26, vs. DePaul) and Jan. 17, 2009 (35, at West Virginia)

**One player scored in double figures**  
 Dec. 21, 2008 (Jesus Verdejo, 26 points, vs. Wright State)

**Five players scored in double figures**  
 Nov. 24, 2007 (Jesus Verdejo 20, Orane Chin, 17, Kentrell Gransberry, 15, Chris Howard 12, Dominique Jones, 11)

**Had 15 rebounds**  
 Feb. 20, 2008 (Kentrell Gransberry, 18, at Cincinnati)

**Had 20 rebounds**  
 March 3, 2007 (Kentrell Gransberry, 23, at DePaul)

**Had 25 rebounds**  
 Feb. 22, 1990 (Hakim Shahid, 25, at Jacksonville)

**Two players with 10 rebounds**  
 Nov. 19, 2009 (Jarrid Famous, 11; Dominique Jones, 10 vs. Davidson)

**Double-Double**  
 Dec. 2, 2009 (Jarrid Famous, 16 points, 10 rebounds, vs. Hampton)

**Two players had a double-double**  
 Nov. 17, 2007 (Kentrell Gransberry, 21 points, 10 rebounds; Chris Howard, 18 points, 11 assists, vs. FAU)

**Double-Double with points and assists**  
 Nov. 27, 2009 (Dominique Jones, 11 points, 10 assists, vs. FAU)

**Triple-Double**  
 Dec. 7, 2006 (McHugh Mattis, 22 points, 10 rebounds, 10 blocks, at Winston Salem State)

**Two Double-Doubles in a row**  
 Jan. 29, 2008 (Kentrell Gransberry, 15 points, 15 rebounds, at Marquette) and Jan. 23, 2008 (12 points, 10 rebounds, vs. Louisville)

**Three Double-Doubles in a row**  
 Jan. 9, 2008 (Kentrell Gransberry, 26 points, 11 rebounds, vs. Pittsburgh); Jan. 5, 2008 (14 points, 13 rebounds, at Syracuse); Jan. 2, 2008 (20 points, 17 rebounds, vs. Rutgers)

**Four Double-Doubles in a row**  
 Jan. 9, 2008 (Kentrell Gransberry, 26 points, 11 rebounds, vs. Pittsburgh); Jan. 5, 2008 (14 points, 13 rebounds, at Syracuse); Jan. 2, 2008 (20 points, 17 rebounds, vs. Rutgers); Dec. 29, 2007 (21 points, 14 rebounds, vs. Winston-Salem State)

**20 points and 20 rebounds**  
 March 3, 2007 (Kentrell Gransberry, 26 points, 23 rebounds, at DePaul)

**10 assists**  
 Nov. 27, 2009 (Dominique Jones, 10 vs. FAU)

**15 assists**  
 Feb. 21, 1981 (Vince Reynolds, 15, vs. Georgia State)

**5 Blocked Shots**  
 Jan. 7, 2009 (Augustus Gilchrist, 5, vs. Louisville)

**5 Steals**  
 Nov. 22, 2009 (Dominique Jones, 6, vs. UNC Wilmington)

**Led USF in Points, Rebounds, Blocks and Steals**  
 Dec. 7, 2006 (McHugh Mattis, 22 points, 10 rebounds, 10 blocks, 3 steals, at Winston Salem State)

**Led USF in Points, Rebounds and Assists**  
 Jan. 17, 2009 (Dominique Jones, 35 points, 8 rebounds, 3 assists, at West Virginia)

**Played every minute**  
 Nov. 22, 2009 (Dominique Jones, 40 minutes, UNC Wilmington)

**Played 40 or more minutes**  
 Dec. 3, 2008 (Chris Howard, 43 minutes, at UAB)

**Player Fouled Out of Game**  
 Nov. 20, 2009 (Justin Leemow, vs. South Carolina)

**USF Player Received A Technical Foul**  
 Dec. 16, 2008 (Mbolaji Ajaya, 14:13 left, 2nd half, vs. Vanderbilt)

**USF Coach Received A Technical Foul**  
 March 1, 2009 (Heath, 12:00 left, 2nd half, vs. West Virginia)

**The Last Time USF ...**

**Won in Overtime**  
 Nov. 27, 2006 (77-72, vs. Stetson)

**Lost in Overtime**  
 Dec. 3, 2008 (77-78, at UAB)

**Played Two Overtimes**  
 Nov. 29, 2005 (L, 64-69, at FIU)

**Played Three Overtimes**  
 Feb. 8, 1979 (L, 73-75, at New Orleans, 4ot)

**Shot 60 percent for a Half**  
 Nov. 27, 2009 (15-of-25, 60 percent, 2nd Half, vs. FAU)

**Shot 60 percent in a Game**  
 Dec. 21, 2005 (27-of-44, 61.4 percent, vs. Stetson)

**Shot 50 percent in both halves**  
 Nov. 16, 2009 (54.5 percent, 1st Half; 52.2 percent, 2nd Half, vs. Virginia)

**Shot less than 30 percent in a Game**  
 March 7, 2009 (29.8 percent, at Rutgers)

**Shot 90 percent from the free throw line**  
 Feb. 25, 2009 (94.4 percent at Seton Hall)

**Shot 100 percent from the free throw line**  
 Feb. 27, 1981 (12-of-12, at Jacksonville)

**Attempted less than five free throws**  
 Feb. 21, 2009 (3-of-3, at Connecticut)

**Shot 50 percent from 3-point line**  
 Jan. 14, 2009 (7-of-14, 50 percent, at Pittsburgh)

**Shot less than 30 percent in a half**  
 March 7, 2009 (6-of-26, 23.1 percent, 2nd Half, at Rutgers)

**Shot less than 20 percent in a half**  
 Dec. 21, 2008 (4-of-21, 19.0 percent, 1st Half, vs. Wright State)

**Shot less than 30 percent in both halves**  
 Jan. 10, 2004 (25.0, 1st Half; 27.6 2nd Half, vs. Louisville)

**Shot 55 percent or better and lost**  
 Dec. 21, 2005 (27-of-44, 61.4 percent, vs. Iowa State)

**Attempted 40 FTs**  
 Dec. 8, 2007 (40, vs. UAB)

**Made 30 FTs**  
 Dec. 17, 2006 (32, vs. Norfolk State)

**Made 10 3-pt FGs**  
 Nov. 27, 2009 (10, vs. FAU)

**Failed to make a 3-pt FG**  
 March 3, 2004 (vs. UAB)

**Had 40 rebounds**  
 Dec. 2, 2009 (43, vs. Hampton)

**Had 20 assists**  
 Dec. 2, 2009 (20, vs. Hampton)

**Had 10 steals**  
 Nov. 22, 2009 (11, vs. UNC Wilmington)

**Had 8 blocks**  
 Nov. 27, 2009 (8, vs. FAU)

**Had 10 blocks**  
 Jan. 7, 2009 (10, vs. Louisville)

**Scored 50 pts in a half**  
 Nov. 17, 2007 (52, 1st Half, vs. FAU)

**Scored 100 pts (Conference)**  
 Jan. 5, 2002 (Won, 117-108, vs. TCU – C-USA)

**Scored 100 pts (non-conf)**  
 Nov. 17, 2007 (Won, 100-69, vs. FAU)

**Scored under 20 pts in 1st half**  
 Feb. 18, 2009 (17, vs. Georgetown)

**Scored under 20 pts in 2nd half**  
 March 7, 2009 (19, at Rutgers)

**Scored under 50 pts in a game**  
 March 7, 2009 (42, at Rutgers)

**Had less than 10 turnovers**  
 Nov. 27, 2009 (9, vs. FAU)

**The Last Time an Opponent ...**

**Scored 30 points**  
 Dec. 22, 2008 (Robert Jarvis, 34, Oral Roberts)

**Scored 35 points**  
 Dec. 17, 2002 (P.J. Smith, 35, Northern Illinois)

**Two players with 20 points**  
 Dec. 16, 2008 (A.J. Ogilvy, 20 points; Jermaine Beal, 20 points, Vanderbilt)

**Five players scored in double figures**  
 Jan. 5, 2008 (Donte Green, 21 points; Paul Harris, 20 points; Arinze Onuaku, 16 points; Scoop Jardine, 14 points; Jonny Flynn, 12 points)

**Double-Double**  
 Dec. 2, 2009 (Charles Funches, 11 points, 10 rebounds, Hampton)

**Double-Double with points and assists**  
 Jan. 14, 2009 (Levance Fields, 11 points, 13 assists, Pittsburgh)

**Two players had a double-double**  
 Jan. 14, 2009 (DeJuan Blair, 13 points 18 rebounds; Levance Fields, 11 points, 13 assists, Pittsburgh)

**Had 15 rebounds**  
 Nov. 22, 2009 (John Fields, 15, UNC Wilmington)

**Had 20 rebounds**  
 Jan. 25, 2003 (Erroyl Bing, 24, East Carolina)

**Had 10 assists**  
 Jan. 14, 2009 (Levance Fields, 13, Pittsburgh)

**5 Blocked Shots**  
 Nov. 20, 2009 (Sam Muldrow, 6, South Carolina)

**5 Steals**  
 Feb. 25, 2009 (Robert Mitchell, 5, Seton Hall)

**Opposing Player Received A Technical Foul**  
 Nov. 14, 2008 (Papa Dia, 8:05 left, 2nd half, SMU)

**The Last Time an Opponent (Team) ...**

**Shot less than 30 percent in a Game**  
 Nov. 29, 2008 (Northeastern, 24.1 percent)

**Shot less than 30 percent in a Game (BIG EAST)**  
 Jan. 24, 2007 (Rutgers, 27.6 percent)

**Shot 60 percent in a Game**  
 Jan. 3, 2003 (Colorado State, 63.0 percent)

**Shot 55 percent or better and lost**  
 March 5, 2003 (Tulane, 55.4 percent)

**Scored 100 pts**  
 Jan. 5, 2002 (USF Won, 117-108, vs. TCU)

**Scored under 20 pts in 1st half**  
 Dec. 2, 2009 (Hampton, 19)

**Scored under 20 pts in 2nd half**  
 March 7, 2009 (Rutgers, 19)

**Scored under 50 pts in a game**  
 Nov. 16, 2009 (Virginia, 49)

**Had 25 assists**  
 Jan. 20, 2004 (UAB, 26)

**Had 15 steals**  
 Jan. 8, 2006 (Syracuse, 16)

**Had 10 blocks**  
 Jan. 7, 2009 (Louisville, 10)

# NOV. 3 | EXHIBITION | FLORIDA SOUTHERN | W, 110-79

Official Basketball Box Score -- Game Totals -- Final Statistics  
 Florida Southern vs University of South Florida  
 11/03/09 7 p.m. at Tampa, Fla. (Sun Dome)

VISITORS: Florida Southern 0-0

| #      | Player Name       | TOT-FG |        | 3-PT   |    | REBOUNDS |    |    |    |    | PF | TP | A | TO  | BLK | S | MIN |
|--------|-------------------|--------|--------|--------|----|----------|----|----|----|----|----|----|---|-----|-----|---|-----|
|        |                   | FG-FGA | FG-FGA | FT-FTA | OF | DE       | TO | PF | TP | A  |    |    |   |     |     |   |     |
| 15     | THOMPSON, John    | 7-12   | 0-0    | 1-2    | 4  | 3        | 7  | 2  | 15 | 0  | 0  | 0  | 1 | 24  |     |   |     |
| 21     | FREDRICK, Preston | 0-3    | 0-0    | 4-7    | 3  | 2        | 5  | 1  | 4  | 1  | 1  | 0  | 2 | 20  |     |   |     |
| 01     | JENKINS, Brandon  | 4-14   | 1-3    | 2-2    | 2  | 1        | 3  | 1  | 11 | 2  | 3  | 0  | 0 | 30  |     |   |     |
| 02     | JENKINS, Terry    | 7-15   | 1-7    | 2-4    | 1  | 1        | 2  | 1  | 17 | 1  | 1  | 0  | 0 | 30  |     |   |     |
| 22     | ELLISON, Damon    | 4-11   | 0-2    | 0-0    | 0  | 0        | 0  | 4  | 8  | 2  | 1  | 0  | 1 | 20  |     |   |     |
| 05     | WOOD, David       | 5-10   | 2-4    | 2-5    | 1  | 1        | 2  | 3  | 14 | 0  | 3  | 0  | 0 | 14  |     |   |     |
| 11     | HUBBLE, Jay       | 0-0    | 0-0    | 0-0    | 0  | 1        | 1  | 0  | 0  | 1  | 1  | 0  | 0 | 5   |     |   |     |
| 13     | MILLER, John      | 0-0    | 0-0    | 0-0    | 1  | 1        | 2  | 0  | 1  | 0  | 1  | 0  | 0 | 6   |     |   |     |
| 20     | RAVFIELD, Rion    | 0-0    | 0-0    | 0-0    | 0  | 1        | 1  | 0  | 0  | 0  | 0  | 0  | 0 | 0   |     |   |     |
| 23     | HAWKINS, Andre    | 2-4    | 0-0    | 0-0    | 1  | 3        | 4  | 1  | 4  | 0  | 0  | 1  | 0 | 17  |     |   |     |
| 33     | WOOTEN, Cameron   | 1-4    | 0-0    | 0-0    | 3  | 1        | 4  | 2  | 2  | 1  | 1  | 0  | 1 | 15  |     |   |     |
| 40     | BAILEY, Brett     | 2-3    | 0-0    | 0-0    | 0  | 1        | 1  | 1  | 4  | 0  | 1  | 0  | 0 | 6   |     |   |     |
| 44     | GARDNER, Jon      | 0-2    | 0-0    | 0-0    | 1  | 2        | 3  | 1  | 0  | 1  | 0  | 0  | 0 | 13  |     |   |     |
| TEAM   |                   |        |        |        |    | 6        |    | 2  |    | 8  |    |    |   |     |     |   |     |
| Totals |                   | 32-78  | 4-16   | 11-20  | 23 | 20       | 43 | 17 | 79 | 10 | 12 | 1  | 5 | 200 |     |   |     |

TOTAL FG% 1st Half: 14-36 38.9% 2nd Half: 18-42 42.9% Game: 41.0% DEADB  
 3-Pt. FG% 1st Half: 2-9 22.2% 2nd Half: 2-7 28.6% Game: 25.0% REBS  
 F Throw % 1st Half: 2-4 50.0% 2nd Half: 9-16 56.3% Game: 55.0% 3

HOME TEAM: University of South Florida 0-0

| #      | Player Name          | TOT-FG |        | 3-PT   |    | REBOUNDS |    |    |     |    | PF | TP | A  | TO  | BLK | S | MIN |
|--------|----------------------|--------|--------|--------|----|----------|----|----|-----|----|----|----|----|-----|-----|---|-----|
|        |                      | FG-FGA | FG-FGA | FT-FTA | OF | DE       | TO | PF | TP  | A  |    |    |    |     |     |   |     |
| 24     | GILCHRIST, Augustus  | 4-9    | 0-3    | 1-1    | 2  | 2        | 4  | 4  | 9   | 0  | 2  | 4  | 0  | 18  |     |   |     |
| 31     | FAMOUS, Jarrid       | 9-12   | 0-0    | 1-2    | 5  | 3        | 8  | 2  | 20  | 6  | 0  | 2  | 1  | 27  |     |   |     |
| 03     | HOWARD, Chris        | 3-6    | 0-0    | 0-1    | 2  | 1        | 3  | 2  | 6   | 1  | 0  | 0  | 1  | 21  |     |   |     |
| 20     | JONES, Dominique     | 7-12   | 1-3    | 5-9    | 0  | 6        | 6  | 0  | 20  | 8  | 0  | 1  | 2  | 25  |     |   |     |
| 33     | MERCER, Mike         | 7-10   | 2-3    | 1-1    | 1  | 2        | 1  | 17 | 2   | 1  | 1  | 0  | 24 |     |     |   |     |
| 04     | DUMARS, Jordan       | 2-4    | 2-4    | 0-0    | 0  | 2        | 2  | 1  | 6   | 2  | 0  | 0  | 0  | 17  |     |   |     |
| 05     | LEEMOW, Justin       | 2-3    | 0-1    | 0-1    | 1  | 2        | 3  | 2  | 4   | 5  | 1  | 0  | 2  | 18  |     |   |     |
| 13     | KARDOK, Ryan         | 2-2    | 1-1    | 1-2    | 0  | 2        | 2  | 1  | 6   | 2  | 0  | 0  | 1  | 10  |     |   |     |
| 22     | NORIEGA, Shaun       | 2-4    | 2-4    | 0-0    | 0  | 0        | 0  | 6  | 0   | 0  | 0  | 0  | 9  |     |     |   |     |
| 23     | BURWELL, Mike        | 1-3    | 0-1    | 0-0    | 0  | 0        | 0  | 2  | 2   | 0  | 1  | 0  | 0  | 7   |     |   |     |
| 32     | FITZPATRICK, Toarlyn | 6-9    | 0-0    | 2-3    | 1  | 7        | 8  | 2  | 14  | 2  | 3  | 0  | 0  | 24  |     |   |     |
| TEAM   |                      |        |        |        |    | 2        |    | 3  |     | 5  |    |    |    |     |     |   |     |
| Totals |                      | 45-74  | 8-20   | 12-20  | 14 | 29       | 43 | 17 | 110 | 28 | 8  | 8  | 7  | 200 |     |   |     |

TOTAL FG% 1st Half: 19-37 51.4% 2nd Half: 26-37 70.3% Game: 60.8% DEADB  
 3-Pt. FG% 1st Half: 2-10 20.0% 2nd Half: 6-10 60.0% Game: 40.0% REBS  
 F Throw % 1st Half: 8-11 72.7% 2nd Half: 4-9 44.4% Game: 60.0% 3

Officials: Tony Greene, Tim Clougherty, Brent Barnaky  
 Technical fouls: Florida Southern-None. University of South Florida-None.  
 Attendance: 48  
 Score by Periods: 1st 2nd Total  
 Florida Southern 32 47 79  
 University of South Florida 48 62 110  
 Points in the paint-FSM 38,USF 62. Points off turnovers-FSM 11,USF 20.  
 2nd chance points-FSM 18,USF 10. Fast break points-FSM 4,USF 26.  
 Bench points-FSM 24,USF 38. Score tied-3 times. Lead changed-2 times.  
 Last FG-FSM 2nd-00:23, USF 2nd-00:27.  
 Largest lead-FSM by 2 1st-18:30, USF by 33 2nd-00:27.

# GAME ONE | NOV. 13 | SOUTHERN METHODIST | W, 67-61

Official Basketball Box Score -- Game Totals -- Final Statistics  
 University of South Florida vs SMU Mustangs  
 11/13/09 7:35 p.m. at Dallas, Texas (Moody Coliseum)

VISITORS: University of South Florida 1-0

| #      | Player Name          | TOT-FG |        | 3-PT   |    | REBOUNDS |    |    |    |    | PF | TP | A | TO  | BLK | S | MIN |
|--------|----------------------|--------|--------|--------|----|----------|----|----|----|----|----|----|---|-----|-----|---|-----|
|        |                      | FG-FGA | FG-FGA | FT-FTA | OF | DE       | TO | PF | TP | A  |    |    |   |     |     |   |     |
| 31     | FAMOUS, Jarrid       | 2-5    | 0-0    | 5-8    | 0  | 2        | 2  | 4  | 9  | 0  | 3  | 0  | 0 | 29  |     |   |     |
| 24     | GILCHRIST, Augustus  | 8-12   | 1-1    | 6-8    | 4  | 5        | 9  | 2  | 23 | 0  | 4  | 2  | 0 | 31  |     |   |     |
| 03     | HOWARD, Chris        | 6-8    | 0-2    | 2-2    | 0  | 4        | 4  | 2  | 14 | 7  | 1  | 1  | 0 | 38  |     |   |     |
| 20     | JONES, Dominique     | 4-11   | 3-8    | 2-2    | 1  | 5        | 6  | 3  | 13 | 6  | 3  | 0  | 1 | 36  |     |   |     |
| 33     | MERCER, Mike         | 3-6    | 2-3    | 0-1    | 0  | 3        | 1  | 8  | 0  | 0  | 0  | 0  | 2 | 21  |     |   |     |
| 04     | DUMARS, Jordan       | 0-0    | 0-0    | 0-0    | 0  | 0        | 0  | 1  | 0  | 0  | 0  | 0  | 0 | 5   |     |   |     |
| 05     | LEEMOW, Justin       | 0-3    | 0-2    | 0-0    | 0  | 1        | 1  | 5  | 0  | 2  | 0  | 0  | 2 | 17  |     |   |     |
| 22     | NORIEGA, Shaun       | 0-1    | 0-0    | 0-0    | 0  | 0        | 0  | 0  | 0  | 0  | 0  | 0  | 0 | 1   |     |   |     |
| 23     | BURWELL, Mike        | 0-1    | 0-1    | 0-0    | 0  | 0        | 0  | 1  | 0  | 0  | 0  | 0  | 0 | 2   |     |   |     |
| 32     | FITZPATRICK, Toarlyn | 0-0    | 0-0    | 0-0    | 1  | 2        | 3  | 2  | 0  | 0  | 0  | 0  | 0 | 20  |     |   |     |
| TEAM   |                      |        |        |        |    | 2        |    | 3  |    |    |    |    |   |     |     |   |     |
| Totals |                      | 23-47  | 6-17   | 15-21  | 8  | 23       | 31 | 21 | 67 | 13 | 13 | 3  | 5 | 200 |     |   |     |

TOTAL FG% 1st Half: 10-27 37.0% 2nd Half: 13-20 65.0% Game: 48.9% DEADB  
 3-Pt. FG% 1st Half: 2-9 22.2% 2nd Half: 4-8 50.0% Game: 35.3% REBS  
 F Throw % 1st Half: 7-9 77.8% 2nd Half: 8-12 66.7% Game: 71.4% 2

HOME TEAM: SMU Mustangs 0-1

| #      | Player Name         | TOT-FG |        | 3-PT   |    | REBOUNDS |    |    |    |   | PF | TP | A | TO  | BLK | S | MIN |
|--------|---------------------|--------|--------|--------|----|----------|----|----|----|---|----|----|---|-----|-----|---|-----|
|        |                     | FG-FGA | FG-FGA | FT-FTA | OF | DE       | TO | PF | TP | A |    |    |   |     |     |   |     |
| 01     | FAYE, Mouhammad     | 5-11   | 1-5    | 1-3    | 0  | 4        | 4  | 4  | 12 | 1 | 0  | 2  | 1 | 28  |     |   |     |
| 42     | DIA, Papa           | 2-7    | 0-0    | 2-2    | 3  | 5        | 8  | 4  | 6  | 1 | 1  | 0  | 0 | 20  |     |   |     |
| 03     | WILLIAMS, Derek     | 8-13   | 0-2    | 3-4    | 0  | 1        | 1  | 1  | 19 | 2 | 2  | 0  | 0 | 37  |     |   |     |
| 23     | MCCOY, Paul         | 4-11   | 0-3    | 0-1    | 1  | 6        | 7  | 1  | 8  | 2 | 2  | 0  | 3 | 38  |     |   |     |
| 30     | HARP, Ryan          | 0-3    | 0-0    | 2-2    | 2  | 0        | 2  | 0  | 2  | 0 | 4  | 0  | 0 | 24  |     |   |     |
| 00     | CLINKSCALES, Rodney | 2-2    | 2-2    | 0-0    | 0  | 0        | 0  | 1  | 6  | 0 | 0  | 0  | 1 | 7   |     |   |     |
| 02     | HAYNES, Justin      | 1-2    | 0-0    | 0-0    | 1  | 0        | 1  | 3  | 2  | 0 | 0  | 0  | 0 | 14  |     |   |     |
| 13     | OTIS, Frank         | 0-0    | 0-0    | 0-0    | 0  | 0        | 0  | 4  | 0  | 1 | 0  | 0  | 0 | 7   |     |   |     |
| 24     | NYAKUNDI, Robert    | 1-4    | 1-2    | 2-2    | 1  | 0        | 1  | 0  | 5  | 1 | 1  | 0  | 0 | 9   |     |   |     |
| 44     | LUTTMAN, Myles      | 0-0    | 0-0    | 1-3    | 0  | 4        | 4  | 3  | 1  | 0 | 1  | 0  | 1 | 16  |     |   |     |
| TEAM   |                     |        |        |        |    | 3        |    | 3  |    |   |    |    |   |     |     |   |     |
| Totals |                     | 23-53  | 4-14   | 11-17  | 11 | 20       | 31 | 21 | 61 | 7 | 12 | 2  | 6 | 200 |     |   |     |

TOTAL FG% 1st Half: 10-26 38.5% 2nd Half: 13-27 48.1% Game: 43.4% DEADB  
 3-Pt. FG% 1st Half: 2-8 25.0% 2nd Half: 2-6 33.3% Game: 28.6% REBS  
 F Throw % 1st Half: 10-14 71.4% 2nd Half: 1-3 33.3% Game: 64.7% 2

Officials: Steve Pyatt, Jeb Hartness, Duke Edsall  
 Technical fouls: University of South Florida-None. SMU Mustangs-None.  
 Attendance: 2213  
 Score by Periods: 1st 2nd Total  
 University of South Florida 29 38 67  
 SMU Mustangs 32 29 61  
 Points in the paint-USF 20,SMU 28. Points off turnovers-USF 15,SMU 16.  
 2nd chance points-USF 14,SMU 12. Fast break points-USF 4,SMU 4.  
 Bench points-USF 0,SMU 14. Score tied-5 times. Lead changed-11 times.  
 Last FG-USF 2nd-01:24, SMU 2nd-00:05.  
 Largest lead-USF by 9 2nd-05:32, SMU by 6 1st-18:38.

# GAME TWO | NOV. 16 | VIRGINIA | W, 66-49

Official Basketball Box Score -- Game Totals -- Final Statistics  
 Virginia vs University of South Florida  
 11/16/09 7:45 p.m. at Tampa, Fla. (Sun Dome)

VISITORS: Virginia 1-1

| #      | Player Name        | TOT-FG |        | 3-PT   |    | REBOUNDS |    |    |    |   | PF | TP | A  | TO  | BLK | S | MIN |
|--------|--------------------|--------|--------|--------|----|----------|----|----|----|---|----|----|----|-----|-----|---|-----|
|        |                    | FG-FGA | FG-FGA | FT-FTA | OF | DE       | TO | PF | TP | A |    |    |    |     |     |   |     |
| 32     | Mike Scott         | 4-9    | 0-0    | 1-2    | 1  | 4        | 5  | 9  | 0  | 0 | 0  | 0  | 16 |     |     |   |     |
| 02     | Mustapha Farrakhan | 1-9    | 0-2    | 1-1    | 0  | 1        | 1  | 3  | 2  | 1 | 0  | 0  | 29 |     |     |   |     |
| 13     | Sammy Zeglinski    | 1-4    | 0-1    | 0-0    | 0  | 0        | 0  | 4  | 2  | 2 | 1  | 2  | 24 |     |     |   |     |
| 15     | Sylvan Landesberg  | 5-14   | 0-1    | 4-4    | 1  | 1        | 2  | 1  | 14 | 2 | 0  | 0  | 33 |     |     |   |     |
| 23     | Jeff Jones         | 3-10   | 1-7    | 0-0    | 1  | 4        | 5  | 0  | 7  | 0 | 0  | 1  | 28 |     |     |   |     |
| 01     | Jontel Evans       | 1-1    | 0-0    | 0-0    | 0  | 0        | 0  | 1  | 2  | 0 | 4  | 0  | 1  | 13  |     |   |     |
| 04     | Calvin Baker       | 2-4    | 1-1    | 0-0    | 1  | 2        | 2  | 5  | 1  | 0 | 0  | 0  | 15 |     |     |   |     |
| 22     | Will Sherrill      | 0-0    | 0-0    | 2-2    | 0  | 1        | 1  | 0  | 2  | 0 | 0  | 0  | 4  |     |     |   |     |
| 24     | Tristan Spurlock   | 0-0    | 0-0    | 1-2    | 1  | 0        | 1  | 0  | 1  | 0 | 2  | 0  | 9  |     |     |   |     |
| 45     | Solomon Tat        | 0-0    | 0-0    | 0-0    | 0  | 0        | 0  | 0  | 0  | 0 | 0  | 0  | 2  |     |     |   |     |
| 55     | Jerome Meynsse     | 0-1    | 0-0    | 4-6    | 2  | 2        | 4  | 3  | 4  | 0 | 0  | 0  | 1  | 27  |     |   |     |
| TEAM   |                    |        |        |        |    | 2        |    | 3  |    |   |    |    |    |     |     |   |     |
| Totals |                    | 17-52  | 2-12   | 13-17  | 9  | 15       | 24 | 17 | 49 | 7 | 9  | 1  | 5  | 200 |     |   |     |

TOTAL FG% 1st Half: 11-30 36.7% 2nd Half: 6-22 27.3% Game: 32.7% DEADB  
 3-Pt. FG% 1st Half: 0-5 0.0% 2nd Half: 2-7 28.6% Game: 16.7% REBS  
 F Throw % 1st Half: 5-7 71.4% 2nd Half: 8-10 80.0% Game: 76.5% 3

HOME TEAM: University of South Florida 2-0

| #      | Player Name          | TOT-FG |        | 3-PT   |    | REBOUNDS |    |    |    |    | PF | TP | A | TO  | BLK | S | MIN |
|--------|----------------------|--------|--------|--------|----|----------|----|----|----|----|----|----|---|-----|-----|---|-----|
|        |                      | FG-FGA | FG-FGA | FT-FTA | OF | DE       | TO | PF | TP | A  |    |    |   |     |     |   |     |
| 24     | GILCHRIST, Augustus  | 5-9    | 1-1    | 7-7    | 3  | 5        | 8  | 4  | 18 | 3  | 6  | 3  | 0 | 34  |     |   |     |
| 31     | FAMOUS, Jarrid       | 4-4    | 0-0    | 4-7    | 1  | 7        | 8  | 4  | 12 | 2  | 1  | 1  | 0 | 30  |     |   |     |
| 03     | HOWARD, Chris        | 1-4    | 0-1    | 0-0    | 2  | 1        | 3  | 2  | 2  | 1  | 2  | 0  | 0 | 30  |     |   |     |
| 20     | JONES, Dominique     | 10-18  | 1-4    | 1-1    | 1  | 6        | 7  | 3  | 22 | 4  | 1  | 0  | 4 | 38  |     |   |     |
| 33     | MERCER, Mike         | 1-3    | 0-1    | 1-2    | 0  | 4        | 4  | 0  | 3  | 2  | 0  | 0  | 0 | 23  |     |   |     |
| 04     | DUMARS, Jordan       | 0-1    | 0-1    | 0-0    | 0  | 0        | 0  | 1  | 0  | 0  | 0  | 0  | 1 | 1   |     |   |     |
| 05     | LEEMOW, Justin       | 3-4    | 3-3    | 0-1    | 0  | 2        | 2  | 0  | 9  | 1  | 0  | 0  | 1 | 28  |     |   |     |
| 13     | KARDOK, Ryan         | 0-0    | 0-0    | 0-0    | 0  | 0        | 0  | 0  | 0  | 0  | 0  | 0  | 0 | 1   |     |   |     |
| 22     | NORIEGA, Shaun       | 0-0    | 0-0    | 0-0    | 0  | 0        | 0  | 0  | 0  | 0  | 0  | 0  | 0 | 2   |     |   |     |
| 23     | BURWELL, Mike        | 0-1    | 0-0    | 0-0    | 0  | 0        | 0  | 0  | 0  | 0  | 0  | 0  | 0 | 1   |     |   |     |
| 32     | FITZPATRICK, Toarlyn | 0-1    | 0-0    | 0-0    | 0  | 1        | 1  | 3  | 0  | 1  | 0  | 1  | 0 | 12  |     |   |     |
| TEAM   |                      |        |        |        |    | 1        |    | 2  |    |    |    |    |   |     |     |   |     |
| Totals |                      | 24-45  | 5-11   | 13-18  | 8  | 27       | 35 | 17 | 66 | 11 | 14 | 4  | 6 | 200 |     |   |     |

TOTAL FG% 1st Half: 12-22 54.5% 2nd Half: 12-23 52.2% Game: 53.3% DEADB  
 3-Pt. FG% 1st Half: 2-6 33.3% 2nd Half: 3-5 60.0% Game: 45.5% REBS  
 F Throw % 1st Half: 5-8 62.5% 2nd Half: 8-10 80.0% Game: 72.2% 3

Officials: Mike Stuart, Earl Walton, James Breeding  
 Technical fouls: Virginia-None. University of South Florida-None.  
 Attendance: 4193  
 Score by Periods: 1st 2nd Total  
 Virginia 27 22 49  
 University of South Florida 31 35 66  
 Points in the paint-VA 14,USF 30. Points off turnovers-VA 14,USF 10.  
 2nd chance points-VA 6,USF 11. Fast break points-VA 2,USF 6.  
 Bench points-VA 14,USF 9. Score tied-4 times. Lead changed-3 times.  
 Last FG-VA 2nd-00:40, USF 2nd-00:57.  
 Largest lead-VA by 6 1st-14:05, USF by 21 2nd-00:57.

# GAME THREE | NOV. 19 | DAVIDSON | W, 65-58

Official Basketball Box Score -- Game Totals -- Final Statistics  
 University of South Florida vs Davidson  
 11/19/09 7:00pm at Carolina First Arena

VISITORS: University of South

## GAME FOUR | NOV. 20 | SOUTH CAROLINA | L, 66-69

Official Basketball Box Score -- Game Totals -- Final Statistics

University of South Florida vs South Carolina  
11/20/09 9:30pm at Carolina First Arena

| VISITORS: University of South Florida 3-1 |                      | REBOUNDS              |        |             |           |       |    |      |     |    |     |    |   |    |    |    |  |    |  |    |  |   |  |   |  |     |  |
|---|----------------------|-----------------------|--------|-------------|-----------|-------|----|------|-----|----|-----|----|---|----|----|----|--|----|--|----|--|---|--|---|--|-----|--|
| TOT-FG 3-PT                               |                      |                       |        |             |           |       |    |      |     |    |     |    |   |    |    |    |  |    |  |    |  |   |  |   |  |     |  |
| ##  | Player Name          | FG-FGA                | FG-FGA | FT-FTA      | OF DE TOT | PF    | TP | A TO | BLK | S  | MIN |    |   |    |    |    |  |    |  |    |  |   |  |   |  |     |  |
| 24  | GILCHRIST, Augustus  | f                     | 4-11   | 1-1         | 10-12     | 5     | 2  | 7    | 4   | 19 | 1   | 3  | 1 | 0  | 33 |    |  |    |  |    |  |   |  |   |  |     |  |
| 31  | FAMOUS, Jarrid       | c                     | 6-10   | 0-0         | 4-6       | 3     | 6  | 9    | 2   | 16 | 0   | 3  | 0 | 1  | 37 |    |  |    |  |    |  |   |  |   |  |     |  |
| 03  | HOWARD, Chris        | g                     | 2-7    | 1-5         | 0-0       | 1     | 2  | 3    | 3   | 5  | 4   | 2  | 1 | 0  | 38 |    |  |    |  |    |  |   |  |   |  |     |  |
| 20  | JONES, Dominique     | g                     | 5-10   | 2-4         | 5-9       | 0     | 9  | 9    | 3   | 17 | 5   | 5  | 1 | 0  | 40 |    |  |    |  |    |  |   |  |   |  |     |  |
| 33  | MERCER, Mike         | g                     | 1-4    | 0-1         | 0-0       | 2     | 2  | 4    | 3   | 2  | 0   | 2  | 0 | 0  | 18 |    |  |    |  |    |  |   |  |   |  |     |  |
| 05  | LEEMOW, Justin       | g                     | 0-3    | 0-1         | 0-0       | 0     | 0  | 0    | 5   | 0  | 1   | 1  | 0 | 1  | 23 |    |  |    |  |    |  |   |  |   |  |     |  |
| 22  | NORIEGA, Shaun       | g                     | 1-1    | 1-1         | 0-0       | 0     | 0  | 0    | 0   | 3  | 0   | 0  | 0 | 0  | 2  |    |  |    |  |    |  |   |  |   |  |     |  |
| 23  | BURWELL, Mike        | g                     | 0-0    | 0-0         | 0-0       | 0     | 0  | 0    | 1   | 0  | 0   | 0  | 0 | 0  | 4+ |    |  |    |  |    |  |   |  |   |  |     |  |
| 32  | FITZPATRICK, Toarlyn | g                     | 2-2    | 0-0         | 0-0       | 1     | 1  | 2    | 1   | 4  | 0   | 0  | 0 | 1  | 9  |    |  |    |  |    |  |   |  |   |  |     |  |
| TEAM                                      |                      |                       |        |             |           | 3     |    | 3    |     |    |     | 1  |   |    |    |    |  |    |  |    |  |   |  |   |  |     |  |
| Totals                                    |                      | 21-48                 |        | 5-13        |           | 19-27 |    | 12   |     | 25 |     | 37 |   | 22 |    | 66 |  | 11 |  | 17 |  | 2 |  | 4 |  | 200 |  |
| TOTAL FG% 1st Half: 13-25 52.0%           |                      | 2nd Half: 8-23 34.8%  |        | Game: 43.8% |           | DEADB |    |      |     |    |     |    |   |    |    |    |  |    |  |    |  |   |  |   |  |     |  |
| 3-Pt. FG% 1st Half: 1-5 20.0%             |                      | 2nd Half: 4-8 50.0%   |        | Game: 38.5% |           | REBS  |    |      |     |    |     |    |   |    |    |    |  |    |  |    |  |   |  |   |  |     |  |
| F Throw % 1st Half: 8-11 72.7%            |                      | 2nd Half: 11-16 68.8% |        | Game: 70.4% |           | 3     |    |      |     |    |     |    |   |    |    |    |  |    |  |    |  |   |  |   |  |     |  |

| HOME TEAM: South Carolina 4-0   |                     | REBOUNDS              |        |             |           |       |    |      |     |    |     |    |   |    |    |    |  |   |  |    |  |   |  |   |  |     |  |
|---------------------------------|---------------------|-----------------------|--------|-------------|-----------|-------|----|------|-----|----|-----|----|---|----|----|----|--|---|--|----|--|---|--|---|--|-----|--|
| TOT-FG 3-PT                     |                     |                       |        |             |           |       |    |      |     |    |     |    |   |    |    |    |  |   |  |    |  |   |  |   |  |     |  |
| ##                              | Player Name         | FG-FGA                | FG-FGA | FT-FTA      | OF DE TOT | PF    | TP | A TO | BLK | S  | MIN |    |   |    |    |    |  |   |  |    |  |   |  |   |  |     |  |
| 21                              | ARCHIE, Dominique   | f                     | 5-12   | 1-4         | 4-4       | 3     | 3  | 6    | 3   | 15 | 1   | 2  | 0 | 2  | 34 |    |  |   |  |    |  |   |  |   |  |     |  |
| 30                              | JACKSON, Lakeem     | f                     | 0-4    | 0-2         | 1-2       | 0     | 2  | 2    | 1   | 1  | 2   | 1  | 0 | 0  | 19 |    |  |   |  |    |  |   |  |   |  |     |  |
| 44                              | MULDROW, Sam        | g                     | 4-10   | 0-2         | 2-4       | 2     | 4  | 6    | 3   | 10 | 0   | 1  | 6 | 2  | 26 |    |  |   |  |    |  |   |  |   |  |     |  |
| 24                              | HOLMES, Mike        | g                     | 4-6    | 0-0         | 0-0       | 4     | 4  | 8    | 5   | 8  | 0   | 2  | 0 | 0  | 16 |    |  |   |  |    |  |   |  |   |  |     |  |
| 02                              | DOWNNEY, Devan      | g                     | 6-12   | 0-2         | 5-6       | 0     | 3  | 3    | 1   | 17 | 0   | 2  | 0 | 2  | 35 |    |  |   |  |    |  |   |  |   |  |     |  |
| 05                              | RALEY-ROSS, Brandis | g                     | 1-8    | 1-5         | 2-2       | 1     | 0  | 1    | 1   | 5  | 0   | 0  | 0 | 0  | 27 |    |  |   |  |    |  |   |  |   |  |     |  |
| 12                              | GALLOWAY, Ramon     | g                     | 1-5    | 0-2         | 5-8       | 0     | 0  | 0    | 0   | 7  | 0   | 0  | 0 | 0  | 16 |    |  |   |  |    |  |   |  |   |  |     |  |
| 25                              | STEED, Austin       | g                     | 1-3    | 0-0         | 2-2       | 4     | 0  | 4    | 3   | 4  | 0   | 0  | 0 | 0  | 16 |    |  |   |  |    |  |   |  |   |  |     |  |
| 31                              | BANIULUS, Evaldus   | g                     | 0-0    | 0-0         | 0-0       | 0     | 0  | 0    | 0   | 0  | 0   | 0  | 0 | 0  | 3  |    |  |   |  |    |  |   |  |   |  |     |  |
| 32                              | JEFFERSON, Johndre  | g                     | 1-2    | 0-0         | 0-2       | 2     | 4  | 6    | 2   | 2  | 0   | 1  | 1 | 1  | 8  |    |  |   |  |    |  |   |  |   |  |     |  |
| TEAM                            |                     |                       |        |             |           | 3     |    | 3    |     |    |     | 1  |   |    |    |    |  |   |  |    |  |   |  |   |  |     |  |
| Totals                          |                     | 23-62                 |        | 2-17        |           | 21-30 |    | 19   |     | 20 |     | 39 |   | 19 |    | 69 |  | 3 |  | 10 |  | 7 |  | 7 |  | 200 |  |
| TOTAL FG% 1st Half: 11-32 34.4% |                     | 2nd Half: 12-30 40.0% |        | Game: 37.1% |           | DEADB |    |      |     |    |     |    |   |    |    |    |  |   |  |    |  |   |  |   |  |     |  |
| 3-Pt. FG% 1st Half: 0-8 0.0%    |                     | 2nd Half: 2-9 22.2%   |        | Game: 11.8% |           | REBS  |    |      |     |    |     |    |   |    |    |    |  |   |  |    |  |   |  |   |  |     |  |
| F Throw % 1st Half: 7-10 70.0%  |                     | 2nd Half: 14-20 70.0% |        | Game: 70.0% |           | 4     |    |      |     |    |     |    |   |    |    |    |  |   |  |    |  |   |  |   |  |     |  |

Officials: Brent Smith, Kevin Mathis, Mike Wood  
 Technical fouls: University of South Florida-None. South Carolina-None.  
 Attendance: 2391  
 Score by Periods: 1st 2nd Total  
 University of South Florida... 35 31 - 66  
 South Carolina... 29 40 - 69  
 Points in the paint-USF 20, USC 38. Points off turnovers-USF 9, USC 13.  
 2nd chance points-USF 13, USC 22. Fast break points-USF 4, USC 2.  
 Bench points-USF 7, USC 18. Score tied-3 times. Lead changed-2 times.  
 Last FG-USF 2nd-00:00, USC 2nd-04:31.  
 Largest lead-USF by 10 1st-12:30, USC by 8 2nd-00:57.

## GAME SIX | NOV. 25 | KENT STATE | W, 76-54

Official Basketball Box Score -- Game Totals -- Final Statistics

Kent State vs University of South Florida  
11/25/09 7 p.m. at Tampa, Fla. (Sun Dome)

| VISITORS: Kent State 4-2       |                    | REBOUNDS              |        |             |           |       |    |      |     |    |     |    |   |    |    |    |  |   |  |    |  |   |  |   |  |     |  |
|--------------------------------|--------------------|-----------------------|--------|-------------|-----------|-------|----|------|-----|----|-----|----|---|----|----|----|--|---|--|----|--|---|--|---|--|-----|--|
| TOT-FG 3-PT                    |                    |                       |        |             |           |       |    |      |     |    |     |    |   |    |    |    |  |   |  |    |  |   |  |   |  |     |  |
| ##                             | Player Name        | FG-FGA                | FG-FGA | FT-FTA      | OF DE TOT | PF    | TP | A TO | BLK | S  | MIN |    |   |    |    |    |  |   |  |    |  |   |  |   |  |     |  |
| 34                             | GREENE, Justin     | f                     | 6-12   | 0-0         | 1-2       | 2     | 4  | 6    | 1   | 13 | 0   | 4  | 1 | 1  | 23 |    |  |   |  |    |  |   |  |   |  |     |  |
| 55                             | PARKS, Brandon     | c                     | 2-4    | 0-0         | 0-0       | 4     | 2  | 6    | 1   | 4  | 1   | 1  | 0 | 0  | 19 |    |  |   |  |    |  |   |  |   |  |     |  |
| 00                             | EVANS, Tyree       | g                     | 3-12   | 2-6         | 0-2       | 1     | 2  | 3    | 1   | 8  | 1   | 1  | 0 | 1  | 32 |    |  |   |  |    |  |   |  |   |  |     |  |
| 22                             | KEANE, Mike        | g                     | 2-6    | 2-5         | 0-0       | 1     | 1  | 2    | 1   | 6  | 1   | 0  | 0 | 0  | 23 |    |  |   |  |    |  |   |  |   |  |     |  |
| 32                             | SHERMAN, Rodriguez | g                     | 5-11   | 0-1         | 1-2       | 2     | 2  | 4    | 3   | 11 | 2   | 1  | 0 | 1  | 26 |    |  |   |  |    |  |   |  |   |  |     |  |
| 01                             | JOYCE, Cameron     | g                     | 0-0    | 0-0         | 0-0       | 0     | 0  | 0    | 0   | 2  | 0   | 0  | 0 | 8  |    |    |  |   |  |    |  |   |  |   |  |     |  |
| 03                             | HOLT, Randal       | g                     | 1-3    | 0-1         | 0-0       | 0     | 0  | 0    | 1   | 2  | 1   | 2  | 0 | 1  | 12 |    |  |   |  |    |  |   |  |   |  |     |  |
| 05                             | PINCKNEY, Ian      | g                     | 0-2    | 0-0         | 0-0       | 0     | 0  | 0    | 0   | 0  | 0   | 0  | 0 | 4  |    |    |  |   |  |    |  |   |  |   |  |     |  |
| 21                             | SIMPSON, Anthony   | g                     | 2-9    | 0-1         | 2-2       | 3     | 3  | 6    | 3   | 6  | 0   | 0  | 0 | 0  | 23 |    |  |   |  |    |  |   |  |   |  |     |  |
| 25                             | AVILA, Greg        | g                     | 1-1    | 0-0         | 2-2       | 0     | 2  | 2    | 1   | 2  | 0   | 3  | 0 | 0  | 5  |    |  |   |  |    |  |   |  |   |  |     |  |
| 30                             | HENRY-ALA, Frank   | g                     | 1-4    | 0-1         | 0-0       | 2     | 1  | 3    | 1   | 2  | 0   | 1  | 0 | 2  | 20 |    |  |   |  |    |  |   |  |   |  |     |  |
| 42                             | GRIMSLEY, Alex     | g                     | 0-0    | 0-0         | 0-0       | 1     | 1  | 2    | 0   | 0  | 0   | 0  | 0 | 0  | 5  |    |  |   |  |    |  |   |  |   |  |     |  |
| TEAM                           |                    |                       |        |             |           | 2     |    | 2    |     |    |     | 5  |   |    |    |    |  |   |  |    |  |   |  |   |  |     |  |
| Totals                         |                    | 23-64                 |        | 4-15        |           | 4-10  |    | 18   |     | 18 |     | 36 |   | 13 |    | 54 |  | 8 |  | 13 |  | 2 |  | 6 |  | 200 |  |
| TOTAL FG% 1st Half: 9-29 31.0% |                    | 2nd Half: 14-35 40.0% |        | Game: 35.9% |           | DEADB |    |      |     |    |     |    |   |    |    |    |  |   |  |    |  |   |  |   |  |     |  |
| 3-Pt. FG% 1st Half: 1-7 14.3%  |                    | 2nd Half: 3-8 37.5%   |        | Game: 26.7% |           | REBS  |    |      |     |    |     |    |   |    |    |    |  |   |  |    |  |   |  |   |  |     |  |
| F Throw % 1st Half: 1-2 50.0%  |                    | 2nd Half: 3-8 37.5%   |        | Game: 40.0% |           | 3     |    |      |     |    |     |    |   |    |    |    |  |   |  |    |  |   |  |   |  |     |  |

| HOME TEAM: University of South Florida 5-1 |                      | REBOUNDS              |        |             |           |       |    |      |     |    |     |    |   |   |    |    |  |    |  |    |  |   |  |   |  |     |  |
|--|----------------------|-----------------------|--------|-------------|-----------|-------|----|------|-----|----|-----|----|---|---|----|----|--|----|--|----|--|---|--|---|--|-----|--|
| TOT-FG 3-PT                                |                      |                       |        |             |           |       |    |      |     |    |     |    |   |   |    |    |  |    |  |    |  |   |  |   |  |     |  |
| ##   | Player Name          | FG-FGA                | FG-FGA | FT-FTA      | OF DE TOT | PF    | TP | A TO | BLK | S  | MIN |    |   |   |    |    |  |    |  |    |  |   |  |   |  |     |  |
| 24   | GILCHRIST, Augustus  | f                     | 8-14   | 3-4         | 0-0       | 4     | 3  | 7    | 0   | 19 | 1   | 3  | 1 | 1 | 30 |    |  |    |  |    |  |   |  |   |  |     |  |
| 31   | FAMOUS, Jarrid       | f                     | 7-8    | 0-0         | 2-3       | 5     | 3  | 8    | 0   | 16 | 2   | 2  | 0 | 0 | 27 |    |  |    |  |    |  |   |  |   |  |     |  |
| 03   | HOWARD, Chris        | g                     | 1-4    | 0-2         | 0-0       | 1     | 0  | 1    | 0   | 2  | 7   | 1  | 0 | 0 | 20 |    |  |    |  |    |  |   |  |   |  |     |  |
| 20   | JONES, Dominique     | g                     | 4-5    | 1-2         | 1-1       | 0     | 4  | 4    | 1   | 10 | 4   | 1  | 0 | 0 | 24 |    |  |    |  |    |  |   |  |   |  |     |  |
| 33   | MERCER, Mike         | g                     | 2-5    | 1-3         | 1-2       | 0     | 5  | 5    | 0   | 6  | 0   | 1  | 0 | 1 | 17 |    |  |    |  |    |  |   |  |   |  |     |  |
| 04   | DUMARS, Jordan       | g                     | 2-4    | 2-4         | 0-0       | 0     | 0  | 0    | 2   | 6  | 0   | 0  | 0 | 0 | 13 |    |  |    |  |    |  |   |  |   |  |     |  |
| 05   | LEEMOW, Justin       | g                     | 1-5    | 1-4         | 0-0       | 0     | 3  | 3    | 1   | 3  | 3   | 1  | 0 | 2 | 15 |    |  |    |  |    |  |   |  |   |  |     |  |
| 13   | KARDOK, Ryan         | g                     | 0-1    | 0-0         | 0-0       | 0     | 0  | 0    | 2   | 0  | 1   | 1  | 0 | 1 | 10 |    |  |    |  |    |  |   |  |   |  |     |  |
| 22   | NORIEGA, Shaun       | g                     | 1-3    | 1-2         | 0-0       | 0     | 1  | 1    | 0   | 3  | 0   | 0  | 0 | 0 | 10 |    |  |    |  |    |  |   |  |   |  |     |  |
| 23   | BURWELL, Mike        | g                     | 1-4    | 0-1         | 0-0       | 0     | 2  | 2    | 1   | 2  | 2   | 0  | 0 | 0 | 14 |    |  |    |  |    |  |   |  |   |  |     |  |
| 32   | FITZPATRICK, Toarlyn | g                     | 4-8    | 0-0         | 1-2       | 1     | 3  | 4    | 1   | 9  | 1   | 3  | 2 | 0 | 20 |    |  |    |  |    |  |   |  |   |  |     |  |
| TEAM                                       |                      |                       |        |             |           | 3     |    | 2    |     |    |     | 5  |   |   |    |    |  |    |  |    |  |   |  |   |  |     |  |
| Totals                                     |                      | 31-61                 |        | 9-22        |           | 5-8   |    | 14   |     | 26 |     | 40 |   | 8 |    | 76 |  | 21 |  | 13 |  | 3 |  | 5 |  | 200 |  |
| TOTAL FG% 1st Half: 17-31 54.8%            |                      | 2nd Half: 14-30 46.7% |        | Game: 50.8% |           | DEADB |    |      |     |    |     |    |   |   |    |    |  |    |  |    |  |   |  |   |  |     |  |
| 3-Pt. FG% 1st Half: 5-12 41.7%             |                      | 2nd Half: 4-10 40.0%  |        | Game: 40.9% |           | REBS  |    |      |     |    |     |    |   |   |    |    |  |    |  |    |  |   |  |   |  |     |  |
| F Throw % 1st Half: 2-4 50.0%              |                      | 2nd Half: 3-4 75.0%   |        | Game: 62.5% |           | 1     |    |      |     |    |     |    |   |   |    |    |  |    |  |    |  |   |  |   |  |     |  |

Officials: Mike Kitts, Jim Burr, Bernard Clinton  
 Technical fouls: Kent State-None. University of South Florida-None.  
 Attendance: 4189  
 Score by Periods: 1st 2nd Total  
 Kent State... 20 34 - 54  
 University of South Florida... 41 35 - 76  
 Points in the paint-KSU 34, USF 30. Points off turnovers-KSU 18, USF 15.  
 2nd chance points-KSU 10, USF 8. Fast break points-KSU 2, USF 2.  
 Bench points-KSU 12, USF 23. Score tied-1 time. Lead changed-0 times.  
 Last FG-KSU 2nd-03:53, USF 2nd-01:21.  
 Largest lead-KSU None, USF by 28 2nd-09:28.

## GAME FIVE | NOV. 22 | UNC-WILMINGTON | W, 74-66

Official Basketball Box Score -- Game Totals -- Final Statistics

UNC Wilmington vs University of South Florida  
11/22/09 3:30pm at Carolina First Arena

| VISITORS: UNC Wilmington 1-4 |                  | REBOUNDS |        |        |           |    |    |      |     |    |     |   |   |   |    |  |  |  |  |  |
|------------------------------|------------------|----------|--------|--------|-----------|----|----|------|-----|----|-----|---|---|---|----|--|--|--|--|--|
| TOT-FG 3-PT                  |                  |          |        |        |           |    |    |      |     |    |     |   |   |   |    |  |  |  |  |  |
| ##                           | Player Name      | FG-FGA   | FG-FGA | FT-FTA | OF DE TOT | PF | TP | A TO | BLK | S  | MIN |   |   |   |    |  |  |  |  |  |
| 21                           | Lacy, Dominique  | f        | 3-9    | 1-3    | 0-0       | 2  | 2  | 4    | 3   | 7  | 2   | 2 | 0 | 0 | 25 |  |  |  |  |  |
| 32                           | FIELDS, John     | f        | 8-16   | 0-0    | 1-2       | 6  | 9  | 15   | 3   | 17 | 3   | 2 | 1 | 1 | 28 |  |  |  |  |  |
| 02                           | Rendleman, Keith | g        | 2-4    | 0-0    | 2-2       | 2  | 1  | 3    | 1   | 6  | 0   | 1 | 0 | 2 | 15 |  |  |  |  |  |
| 05                           | Tomko, Chad      | g        | 7-11   | 1-5    | 2-4       | 0  | 1  | 1    | 1   | 17 | 3   | 1 | 0 | 1 | 35 |  |  |  |  |  |
| 14                           | Wolf, Johnny     | g        | 2-2    | 1-1    | 0-0       | 0  | 2  | 2    | 0   | 5  | 0   | 2 | 0 | 0 | 25 |  |  |  |  |  |
| 01                           | Downey, Montez   | g        | 0-4    | 0-4    | 0-0       | 1  | 0  | 1    | 2   | 0  | 2   | 0 | 0 | 0 | 10 |  |  |  |  |  |
| 04                           | Wilson, Matt     | g        | 0-0    | 0-0    | 0-0       | 0  | 0  | 0    | 0   | 1  | 0   | 0 | 0 | 0 | 2  |  |  |  |  |  |
| 22                           | Basnigh, Jeremy  | g        | 0-0    | 0-0    | 0-0       | 0  | 0  | 0    | 0   | 2  | 0   | 0 | 1 | 0 | 2  |  |  |  |  |  |
| 24                           | Ohuaregbe, Will  | g        | 5-7    | 0-0    | 1-2       | 3  | 5  | 8    | 3   | 11 | 1   | 1 | 0 | 0 | 25 |  |  |  |  |  |
| 30                           | Felder, Darryl   | g        | 1-3    | 1-1    | 0-0       | 0  | 0  | 0    | 0   |    |     |   |   |   |    |  |  |  |  |  |

## GAME EIGHT | DEC. 2 | HAMPTON | W, 74-55

Official Basketball Box Score -- Game Totals -- Final Statistics  
Hampton vs University of South Florida  
12/02/09 7 p.m. at Tampa, Fla. (Sun Dome)

VISITORS: Hampton 2-6

| #      | Player Name          | TOT-FG |        | 3-PT   |       | REBOUNDS |     |    |    |    | PF | TP | A | TO | BLK | S  | MIN |
|--------|----------------------|--------|--------|--------|-------|----------|-----|----|----|----|----|----|---|----|-----|----|-----|
|        |                      | FG-FGA | FG-FGA | FT-FTA | OF    | DE       | TOT | PF | TP | A  |    |    |   |    |     |    |     |
| 21     | FREEMAN, Michael     | f      | 1-5    | 0-0    | 1-2   | 1        | 1   | 2  | 5  | 3  | 1  | 2  | 0 | 0  | 0   | 21 |     |
| 50     | LOLA-CHARLES, Milade | c      | 0-0    | 0-0    | 1-2   | 1        | 0   | 1  | 1  | 1  | 0  | 0  | 0 | 0  | 4   |    |     |
| 01     | PELLUM, Darion       | g      | 1-6    | 1-3    | 0-0   | 0        | 2   | 2  | 2  | 3  | 1  | 2  | 0 | 1  | 23  |    |     |
| 02     | SIMPSON, Vincent     | g      | 1-9    | 0-4    | 0-0   | 0        | 1   | 1  | 1  | 2  | 1  | 4  | 0 | 0  | 22  |    |     |
| 11     | SUITT, Mike          | g      | 2-4    | 0-1    | 3-8   | 2        | 0   | 2  | 0  | 7  | 3  | 3  | 0 | 0  | 23  |    |     |
| 03     | BROOKS, Jordan       | g      | 0-1    | 0-0    | 0-0   | 0        | 0   | 0  | 0  | 0  | 2  | 1  | 0 | 0  | 12  |    |     |
| 05     | TUNNELL, Brandon     | g      | 0-0    | 0-0    | 0-0   | 0        | 0   | 0  | 0  | 0  | 0  | 1  | 0 | 0  | 2   |    |     |
| 20     | FUNCHES, Charles     | g      | 3-6    | 1-2    | 4-6   | 1        | 9   | 10 | 2  | 11 | 1  | 0  | 1 | 2  | 34  |    |     |
| 22     | TOLSON, Christopher  | g      | 3-6    | 2-4    | 0-0   | 2        | 4   | 6  | 0  | 8  | 2  | 0  | 0 | 0  | 16  |    |     |
| 23     | MORGAN, Kwame        | g      | 4-8    | 1-3    | 1-3   | 0        | 3   | 3  | 1  | 10 | 0  | 1  | 0 | 0  | 22  |    |     |
| 23     | NTOKO, Jonathan      | g      | 2-2    | 0-0    | 0-1   | 1        | 0   | 1  | 0  | 4  | 0  | 0  | 0 | 0  | 4   |    |     |
| 33     | REED, Koron          | g      | 2-2    | 0-0    | 2-7   | 1        | 3   | 4  | 2  | 6  | 0  | 0  | 1 | 0  | 17  |    |     |
| TEAM   |                      |        |        |        |       |          |     | 1  |    | 1  |    |    |   |    |     |    |     |
| Totals |                      |        | 19-49  | 5-17   | 12-29 | 9        | 24  | 33 | 14 | 55 | 11 | 14 | 2 | 3  | 200 |    |     |

TOTAL FG% 1st Half: 6-24 25.0% 2nd Half: 13-25 52.0% Game: 38.8% DEADB  
3-Pt. FG% 1st Half: 3-12 25.0% 2nd Half: 2-5 40.0% Game: 29.4% REBS  
F Throw % 1st Half: 4-8 50.0% 2nd Half: 8-21 38.1% Game: 41.4% 9

HOME TEAM: University of South Florida 7-1

| #      | Player Name          | TOT-FG |        | 3-PT   |       | REBOUNDS |     |    |    |    | PF | TP | A | TO | BLK | S | MIN |
|--------|----------------------|--------|--------|--------|-------|----------|-----|----|----|----|----|----|---|----|-----|---|-----|
|        |                      | FG-FGA | FG-FGA | FT-FTA | OF    | DE       | TOT | PF | TP | A  |    |    |   |    |     |   |     |
| 24     | GILCHRIST, Augustus  | f      | 4-10   | 0-1    | 1-3   | 2        | 5   | 7  | 2  | 9  | 1  | 0  | 0 | 0  | 24  |   |     |
| 31     | FAMOUS, Jarrid       | g      | 7-10   | 0-0    | 2-4   | 4        | 6   | 10 | 2  | 16 | 0  | 0  | 1 | 0  | 28  |   |     |
| 03     | HOWARD, Chris        | g      | 3-4    | 1-2    | 6-8   | 0        | 0   | 0  | 1  | 13 | 8  | 1  | 0 | 0  | 32  |   |     |
| 20     | JONES, Dominique     | g      | 5-11   | 3-5    | 0-2   | 0        | 6   | 6  | 4  | 13 | 6  | 2  | 0 | 0  | 34  |   |     |
| 33     | MERCER, Mike         | g      | 2-4    | 1-2    | 0-0   | 0        | 2   | 2  | 4  | 5  | 2  | 2  | 0 | 0  | 16  |   |     |
| 04     | DUMARS, Jordan       | g      | 0-2    | 0-2    | 0-0   | 0        | 0   | 0  | 0  | 0  | 0  | 0  | 0 | 0  | 5   |   |     |
| 05     | LEMOW, Justin        | g      | 0-2    | 0-2    | 0-0   | 1        | 0   | 1  | 3  | 0  | 1  | 2  | 0 | 0  | 14  |   |     |
| 13     | KARDOK, Ryan         | g      | 0-1    | 0-0    | 0-0   | 0        | 1   | 1  | 0  | 0  | 0  | 0  | 0 | 1  | 7   |   |     |
| 22     | NORIEGA, Shaun       | g      | 0-2    | 0-2    | 0-0   | 0        | 2   | 2  | 0  | 0  | 1  | 0  | 0 | 0  | 12  |   |     |
| 23     | BURWELL, Mike        | g      | 2-6    | 2-2    | 1-2   | 2        | 0   | 2  | 3  | 7  | 0  | 0  | 0 | 0  | 7   |   |     |
| 32     | FITZPATRICK, Toarlyn | g      | 5-9    | 0-0    | 1-2   | 1        | 3   | 4  | 3  | 11 | 1  | 2  | 1 | 0  | 21  |   |     |
| TEAM   |                      |        |        |        |       |          |     | 4  |    | 8  |    |    |   |    |     |   |     |
| Totals |                      |        | 28-61  | 7-18   | 11-21 | 14       | 29  | 43 | 22 | 74 | 20 | 10 | 2 | 3  | 200 |   |     |

TOTAL FG% 1st Half: 15-28 53.6% 2nd Half: 13-33 39.4% Game: 45.9% DEADB  
3-Pt. FG% 1st Half: 3-8 37.5% 2nd Half: 4-10 40.0% Game: 38.9% REBS  
F Throw % 1st Half: 2-7 28.6% 2nd Half: 9-14 64.3% Game: 52.4% 5

Officials: Mike Roberts, Ray Perone, Brent Hampton

Technical fouls: Hampton-None. University of South Florida-None.

Attendance: 2753

Score by Periods

1st 2nd Total

Hampton 19 36 55

University of South Florida 35 39 74

Points in the paint-HAMM 28,USF 36. Points off turnovers-HAMM 9,USF 21.

2nd chance points-HAMM 4,USF 16. Fast break points-HAMM 12,USF 6.

Bench points-HAMM 39,USF 18. Score tied-0 times. Lead changed-0 times.

Last FG-HAMM 2nd-01:33, USF 2nd-03:28.

Largest lead-HAMM None, USF by 31 2nd-12:07.

## GAME NINE | DEC. 13 | CENTRAL MICHIGAN

Official Basketball Box Score -- Game Totals -- Final Statistics  
Central Michigan vs University of South Florida  
12/13/09 2 p.m. at Tampa, Fla. (Sun Dome)

VISITORS: Central Michigan 4-5

| #      | Player Name       | TOT-FG |        | 3-PT   |      | REBOUNDS |     |    |    |    | PF | TP | A | TO | BLK | S | MIN |
|--------|-------------------|--------|--------|--------|------|----------|-----|----|----|----|----|----|---|----|-----|---|-----|
|        |                   | FG-FGA | FG-FGA | FT-FTA | OF   | DE       | TOT | PF | TP | A  |    |    |   |    |     |   |     |
| 31     | THOMAS, Jalin     | f      | 1-3    | 1-2    | 2-2  | 0        | 4   | 4  | 0  | 5  | 1  | 2  | 0 | 0  | 17  |   |     |
| 34     | McCLURE, William  | c      | 2-4    | 0-0    | 1-2  | 2        | 1   | 3  | 2  | 5  | 0  | 2  | 0 | 3  | 21  |   |     |
| 15     | BITZER, Jordan    | g      | 4-8    | 4-8    | 0-0  | 1        | 0   | 1  | 3  | 12 | 1  | 2  | 0 | 1  | 27  |   |     |
| 20     | HARMAN, Robbie    | g      | 4-13   | 4-9    | 2-2  | 0        | 0   | 0  | 4  | 14 | 2  | 2  | 1 | 2  | 35  |   |     |
| 24     | WEARY, Antonio    | g      | 3-5    | 0-1    | 0-0  | 1        | 1   | 2  | 2  | 6  | 0  | 2  | 0 | 0  | 25  |   |     |
| 02     | RASHID, Amir      | g      | 0-4    | 0-0    | 2-3  | 0        | 3   | 3  | 2  | 2  | 4  | 4  | 0 | 1  | 23  |   |     |
| 05     | CRADDOCK, Finis   | g      | 0-0    | 0-0    | 0-0  | 0        | 0   | 0  | 1  | 0  | 0  | 0  | 0 | 0  | 4   |   |     |
| 10     | SPICA, Marko      | g      | 2-4    | 0-0    | 1-1  | 3        | 3   | 6  | 2  | 5  | 1  | 2  | 0 | 0  | 17  |   |     |
| 21     | KELLERMANN, Chris | g      | 4-12   | 2-7    | 0-0  | 3        | 6   | 9  | 4  | 10 | 1  | 1  | 3 | 2  | 24  |   |     |
| 33     | BROWN, Tyler      | g      | 0-1    | 0-0    | 0-0  | 0        | 2   | 2  | 1  | 0  | 0  | 0  | 0 | 0  | 7   |   |     |
| TEAM   |                   |        |        |        |      |          |     | 3  |    | 6  |    |    |   |    |     |   |     |
| Totals |                   |        | 20-54  | 11-27  | 8-10 | 13       | 23  | 36 | 21 | 59 | 10 | 17 | 4 | 9  | 200 |   |     |

TOTAL FG% 1st Half: 11-30 36.7% 2nd Half: 9-24 37.5% Game: 37.0% DEADB  
3-Pt. FG% 1st Half: 6-14 42.9% 2nd Half: 5-13 38.5% Game: 40.7% REBS  
F Throw % 1st Half: 2-2 100% 2nd Half: 6-8 75.0% Game: 80.0% 0

HOME TEAM: University of South Florida 7-2

| #      | Player Name          | TOT-FG |        | 3-PT   |       | REBOUNDS |     |    |    |    | PF | TP | A | TO | BLK | S | MIN |
|--------|----------------------|--------|--------|--------|-------|----------|-----|----|----|----|----|----|---|----|-----|---|-----|
|        |                      | FG-FGA | FG-FGA | FT-FTA | OF    | DE       | TOT | PF | TP | A  |    |    |   |    |     |   |     |
| 31     | FAMOUS, Jarrid       | f      | 1-3    | 0-0    | 3-4   | 1        | 0   | 1  | 4  | 5  | 1  | 1  | 0 | 1  | 32  |   |     |
| 03     | HOWARD, Chris        | g      | 5-11   | 1-3    | 2-3   | 1        | 2   | 3  | 0  | 13 | 4  | 1  | 1 | 1  | 39  |   |     |
| 05     | LEMOW, Justin        | g      | 0-3    | 0-2    | 2-5   | 0        | 2   | 2  | 4  | 2  | 3  | 2  | 1 | 2  | 31  |   |     |
| 20     | JONES, Dominique     | g      | 7-18   | 2-5    | 8-8   | 1        | 4   | 5  | 0  | 24 | 1  | 5  | 1 | 0  | 39  |   |     |
| 33     | MERCER, Mike         | g      | 3-7    | 1-4    | 0-0   | 1        | 6   | 7  | 2  | 7  | 1  | 2  | 0 | 3  | 30  |   |     |
| 22     | NORIEGA, Shaun       | g      | 0-1    | 0-1    | 0-0   | 0        | 0   | 0  | 0  | 0  | 0  | 0  | 0 | 0  | 3   |   |     |
| 32     | FITZPATRICK, Toarlyn | g      | 2-4    | 0-0    | 1-2   | 2        | 5   | 7  | 3  | 5  | 0  | 3  | 0 | 1  | 26  |   |     |
| TEAM   |                      |        |        |        |       |          |     | 3  |    | 4  |    |    |   |    |     |   |     |
| Totals |                      |        | 18-47  | 4-15   | 16-22 | 9        | 23  | 32 | 13 | 56 | 10 | 14 | 3 | 8  | 200 |   |     |

TOTAL FG% 1st Half: 10-23 43.5% 2nd Half: 8-24 33.3% Game: 38.3% DEADB  
3-Pt. FG% 1st Half: 2-4 50.0% 2nd Half: 2-11 18.2% Game: 26.7% REBS  
F Throw % 1st Half: 9-12 75.0% 2nd Half: 7-10 70.0% Game: 72.7% 3

Officials: Mike Stuart, Tim Clougherty, Doug Sirmons

Technical fouls: Central Michigan-None. University of South Florida-None.

Attendance: 3364

Score by Periods

1st 2nd Total

Central Michigan 30 29 59

University of South Florida 31 25 56

Points in the paint-CMU 14,USF 26. Points off turnovers-CMU 19,USF 18.

2nd chance points-CMU 17,USF 7. Fast break points-CMU 4,USF 8.

Bench points-CMU 17,USF 5. Score tied-4 times. Lead changed-9 times.

Last FG-CMU 2nd-02:45, USF 2nd-00:37.

Largest lead-CMU by 8 1st-14:44, USF by 5 1st-02:56.


## GAME 10 | DEC. 16 | UCF

## GAME 11 | DEC. 19 | SAN FRANCISCO

# 2009-10 Photo Roster




**# 1 Ron Anderson, Jr.**  
R-Junior • Forward  
6-8 • 255  
Upper Marlboro, Md.  
Kansas State  
McCallie School - Tenn.



**# 2 B.J. Daniels**  
Sophomore • Guard  
6-1 • 212  
Tallahassee, Fla.  
Lincoln HS



**# 3 Chris Howard**  
Senior • Guard  
6-4 • 205  
Fort Washington, Md.  
Friendly HS



**# 5 Justin Leemow**  
Sophomore • Guard  
6-1 • 180  
Brooklyn, N.Y.  
Mt. Zion Christian Academy - N.C.



**# 10 Anthony Crater**  
Sophomore • Guard  
6-1 • 170  
Flint, Mich.  
Ohio State  
Brewster Academy - N.H.



**# 11 Alex Rivas**  
Senior • Center  
6-10 • 230  
Santiago, Dominican Republic  
Pratt Community College  
Laurinburg Prep - N.C.



**# 13 Ryan Kardok**  
Senior • Guard  
6-3 • 188  
Parkland, Fla.  
Broward Community College  
Stoneman Douglas HS



**# 20 Dominique Jones**  
Junior • Guard  
6-4 • 215  
Lake Wales, Fla.  
Lake Wales HS



**# 22 Shaun Noriega**  
Freshman • Guard  
6-4 • 195  
North Port, Fla.  
North Port HS



**# 23 Mike Burwell**  
Freshman • Guard  
6-6 • 210  
East Brunswick, N.J.  
South Kent School - Conn.  
Cardinal McCarrick HS



**# 24 Augustus Gilchrist**  
Sophomore • Forward/Center  
6-10 • 245  
Clinton, Md.  
Maryland  
Progressive Christian Academy




**# 31 Jarrid Famous**  
Junior • Forward/Center  
6-11 • 240  
Bronx, N.Y.  
Westchester Community College  
Blessed Sacrament HS



**# 32 Toarlyn Fitzpatrick**  
Freshman • Forward  
6-8 • 230  
Tampa, Fla.  
King HS



**# 33 Mike Mercer**  
Senior • Guard  
6-5 • 195  
Snellville, Ga.  
Georgia  
South Gwinnett HS



# RON ANDERSON, JR.

R-Junior | Forward | 6-8 | 255

# # 1

Upper Marlboro, Md. | Kansas State | McCallie School - Tenn.

**2009-10:** Will sit out the entire season due to NCAA transfer rules ... Will have two years of eligibility at USF.

**2008-09 (Kansas State):** Competed off the bench in all 34 games ... Averaged 18.8 minutes per contest and added 5.2 points per game ... Was 59-of-113 from the field and led the team with a .522 field goal percentage ... Was 59-of-117 (.504) from the charity stripe ... Third on the team with 5.3 rebounds per game ... Eighth in the conference in offensive rebounds and 19th in total rebounds ... Added 36 assists, 24 steals and 15 blocks on the year ... Posted two double-doubles and four games of 10 or more rebounds.

**2007-08 (Kansas State):** Saw action in 30 games with six starts as a true freshman ... Started six of the first eight games ... Played double-digit minutes in 18 games, including 20 or more minutes in six contests ... Averaged 3.3 points on 54.8 percent shooting (40-of-73) with 3.6 rebounds, 0.5 assists and 0.4 steals in 12.0 minutes per game ... Connected on 46.2 percent (18-of-39) from the free throw line ... First on the team in field goal percentage and was third in rebounding ... Provided a spark off the bench in the program's first NCAA tournament win in 20 years with 10 points on 5-of-7 shooting against USC with eight rebounds and two steals in 21 minutes.

**High School:** Two-year starter and letterman at The McCallie School in Chattanooga, Tenn ... Helped the Blue Tornadoes to a school-record 24-5 overall mark and an appearance in the semifinals of the Division II State Tournament ... Rated a three-star recruit by Rivals.com ... Averaged 15.1 points, 11.6 rebounds and 2.8 blocks in 22 games ... Selected to the Division II All-State Team by the Tennessee Sports Writers Association as a senior ... Named to the Division II State All-Tournament Team ... Garnered recognition to "The Best of Preps" second team by the Chattanooga Times-Free Press in 2007 ... Earned most valuable player honors at the Pre-Game Academy Roundball Classic All-Star Game in March 2007, after collecting 24 points and 22 rebounds ... Received interest from a number of schools, including scholarship offers from Drexel and Providence ... Coached by Dan Wadley.

**Personal:** Born Sept. 12, 1989 in Voorhees, N.J. ... Son of Ron Anderson, Sr., and Gail Anderson ... Played on the AAU circuit with the DC Assault alongside former K-State teammate and first-round pick Michael Beasley ... Father played 10 seasons (1984-94) in the NBA for the Cleveland Cavaliers, Indiana Pacers, Philadelphia 76ers, New Jersey Nets and Washington Bullets and scored 7,056 points in his career ... Father also played professionally in France and Israel.



# MIKE BURWELL

Freshman | Guard | 6-6 | 210

# # 23

East Brunswick, N.J. | South Kent School - Conn. | Cardinal McCarrick HS | Highland Park HS

**2009-10:** Saw his first collegiate action at SMU (11/13), playing two minutes ... Saw 14 minutes of action and scored his first collegiate points with a jumper with 1:21 left against Kent State (11/25) ... Hit 2-of-2 3-pointers and posted a career high seven points against Hampton (12/2).

**High School:** Attended prep school for one year at South Kent School and was the team's leading scorer at 16 points per game ... Also averaged 3.4 rebounds and 2.5 assists ... Shot 81 percent from the free throw line and 41 percent from the 3-point line ... Helped South Kent to a 26-7 record and a top-10 national ranking ... Coached by Kelvin Jefferson at South Kent ... Graduated from Cardinal McCarrick High School, helping McCarrick go 46-12 in his two seasons at the school ... Helped lead McCarrick to the Middlesex County Championship in 2008 and was named the Newark Star-Ledger's Middlesex County Player of the Year ... Led the state of New Jersey in scoring as a senior, averaging 27.8 points, 10.7 rebounds, 3.5 assists and 2.3 blocks ... Named Associated Press first-team all-state as a senior ... Shot 80 percent from the free throw line and 39 percent from 3-point range during senior season ... Has been on three consecutive 20-plus win teams ... Spent first two years of high school at Highland Park, where he started on the varsity both seasons ... Ended his high school career with more than 1,700 career points.

**Personal:** Son of Michael, Sr., and Alicia Burwell ... Stepmother is Leslie Burwell and stepfather is Angel Gracia ... His father played 11 seasons professionally in Argentina, Spain and Portugal ... Chose USF over Rutgers, Seton Hall and Penn State ... Signed with USF on April 15, 2009.

### 2009-10 Season Highs

|  |
|--|
| <b>Points</b><br>7, vs. Hampton (12/2/09)                      |
| <b>Rebounds</b><br>2 (2), last vs. Hampton (12/2/09)           |
| <b>Assists</b><br>2, vs. Kent State (11/25/09)                 |
| <b>Steals</b><br>—   |
| <b>Blocked Shots</b><br>—                                      |
| <b>Field Goals</b><br>2, vs. Hampton (12/2/09)                 |
| <b>Field Goal Attempts</b><br>6, vs. Hampton (12/2/09)         |
| <b>Free Throws</b><br>1, vs. Hampton (12/2/09)                 |
| <b>Free Throw Attempts</b><br>2, vs. Hampton (12/2/09)         |
| <b>3-Point Field Goals</b><br>2, vs. Hampton (12/2/09)         |
| <b>3-Point Field Goal Attempts</b><br>2, vs. Hampton (12/2/09) |
| <b>Foul Disqualifications</b><br>—                             |
| <b>Minutes</b><br>14, vs. Kent State (11/25/09)                |

| Opponent           | Date  | GS | Min | TOTAL |     |      | 3-PTS |     |       | FREE THROWS |     |      | REBOUNDS |     |     | PF | A | TO | Blk | Stl | Pts |
|--------------------|-------|----|-----|-------|-----|------|-------|-----|-------|-------------|-----|------|----------|-----|-----|----|---|----|-----|-----|-----|
|                    |       |    |     | FG    | FGA | Pct  | 3FG   | FGA | Pct   | FT          | FTA | Pct  | Off      | Def | Tot |    |   |    |     |     |     |
| at SMU             | 11/13 | —  | 2   | 0     | 1   | .000 | 0     | 1   | .000  | 0           | 0   | —    | 0        | 0   | 0   | 1  | 0 | 0  | 0   | 0   | 0   |
| VIRGINIA           | 11/16 | —  | 1   | 0     | 1   | .000 | 0     | 0   | —     | 0           | 0   | —    | 0        | 0   | 0   | 0  | 0 | 0  | 0   | 0   | 0   |
| vs. Davidson       | 11/19 | —  | —   | —     | —   | —    | —     | —   | —     | —           | DNP | —    | —        | —   | —   | —  | — | —  | —   | —   | —   |
| vs. South Carolina | 11/20 | —  | 0   | 0     | 0   | —    | 0     | 0   | —     | 0           | 0   | —    | 0        | 0   | 0   | 1  | 0 | 0  | 0   | 0   | 0   |
| vs. UNC Wilmington | 11/2  | —  | —   | —     | —   | —    | —     | —   | —     | —           | DNP | —    | —        | —   | —   | —  | — | —  | —   | —   | —   |
| KENT STATE         | 11/25 | —  | 14  | 1     | 4   | .250 | 0     | 1   | .000  | 0           | 0   | —    | 0        | 2   | 2   | 1  | 2 | 0  | 0   | 0   | 2   |
| FAU                | 11/27 | —  | 3   | 0     | 0   | —    | 0     | 0   | —     | 0           | 0   | —    | 0        | 0   | 0   | 0  | 0 | 0  | 0   | 0   | 0   |
| HAMPTON            | 12/02 | —  | 7   | 2     | 6   | .333 | 2     | 2   | 1.000 | 1           | 2   | .500 | 2        | 0   | 2   | 3  | 0 | 0  | 0   | 0   | 7   |
| CMU                | 12/13 | —  | —   | —     | —   | —    | —     | —   | —     | —           | DNP | —    | —        | —   | —   | —  | — | —  | —   | —   | —   |

### CAREER STATISTICS

| Season  | GP | GS | Min. | Avg. | Total |     |      | 3-Point |     |      | Free Throws |     |      | Rebounds |      |      |      | PF | FO | Ast. | TO | Blk | Stl | Scoring |      |
|---------|----|----|------|------|-------|-----|------|---------|-----|------|-------------|-----|------|----------|------|------|------|----|----|------|----|-----|-----|---------|------|
|         |    |    |      |      | FG    | FGA | Pct. | FG      | FGA | Pct. | FT          | FTA | Pct. | Off.     | Def. | Tot. | Avg. |    |    |      |    |     |     | Pts.    | Avg. |
| 2009-10 | 6  | 0  | 27   | 4.5  | 3     | 12  | .250 | 2       | 4   | .500 | 1           | 2   | .500 | 2        | 2    | 4    | 0.7  | 6  | 0  | 2    | 0  | 0   | 0   | 9       | 1.5  |



# ANTHONY CRATER

Sophomore | Guard | 6-1 | 170

# # 10

Flint, Mich. | Ohio State | Brewster Academy - N.H. | Flint Southwestern Academy

**2009-10:** Will be eligible to play as a sophomore in January after sitting out due to transfer rules.


**2008-09 (Ohio State):** Competed in 10 games for Ohio State before being granted his scholarship release ... Averaged 13.1 minutes and 1.2 points per game at OSU ... Had 19 assists to just nine turnovers.

**High School:** Rated the 21st best point guard in the country by Scout.com after his senior year ... Was a two-time All-Michigan performer and voted Class B Player of the Year by the Associated Press following his junior year ... Averaged 16.2 points and more than eight assists a game as a junior ... Averaged 12.7 points and 9.8 assists as a sophomore and 10 assists per game as a freshman ... Named an all-league and all-city selection each of his three years at Flint (Mich.) Southwestern Academy ... Led SWA to three city championships and two Michigan Class B final four appearances as a sophomore and junior ... Helped the Knights finish with identical 24-3 records in 2006 and 2007 ... After three years at SWA, transferred to Brewster (N.H.) Academy to complete his high school eligibility ... A 2008 McDonald's All-American nominee after averaging 16 points and 8.0 assists at Brewster his senior year ... Helped Brewster capture its first New England Class A title and advance to the national final four with a school-record 31 victories (31-4) ... Also earned varsity letters in track and soccer.

**Personal:** Son of Lisa Jimerson and Anthony Crater, Sr. ... Has one brother, Treyvon, and one sister, Kyla.

| 2009-10 Season Highs        |   |
|-----------------------------|---|
| Points                      | — |
| Rebounds                    | — |
| Assists                     | — |
| Steals                      | — |
| Blocked Shots               | — |
| Field Goals                 | — |
| Field Goal Attempts         | — |
| Free Throws                 | — |
| Free Throw Attempts         | — |
| 3-Point Field Goals         | — |
| 3-Point Field Goal Attempts | — |
| Foul Disqualifications      | — |
| Minutes                     | — |

| Opponent           | Date  | GS | Min | FG | FGA | Pct | TOTAL |     |     | 3-PTS |     | FREE THROWS |     |     | REBOUNDS |  |  | PF | A | TO | Blk | Stl | Pts |  |
|--------------------|-------|----|-----|----|-----|-----|-------|-----|-----|-------|-----|-------------|-----|-----|----------|--|--|----|---|----|-----|-----|-----|--|
|                    |       |    |     |    |     |     | 3FG   | FGA | Pct | FT    | FTA | Pct         | Off | Def | Tot      |  |  |    |   |    |     |     |     |  |
| at SMU             | 11/13 |    |     |    |     |     |       |     |     | --    | DNP | --          |     |     |          |  |  |    |   |    |     |     |     |  |
| VIRGINIA           | 11/16 |    |     |    |     |     |       |     |     | --    | DNP | --          |     |     |          |  |  |    |   |    |     |     |     |  |
| vs. Davidson       | 11/19 |    |     |    |     |     |       |     |     | --    | DNP | --          |     |     |          |  |  |    |   |    |     |     |     |  |
| vs. South Carolina | 11/20 |    |     |    |     |     |       |     |     | --    | DNP | --          |     |     |          |  |  |    |   |    |     |     |     |  |
| vs. UNC Wilmington | 11/22 |    |     |    |     |     |       |     |     | --    | DNP | --          |     |     |          |  |  |    |   |    |     |     |     |  |
| KENT STATE         | 11/25 |    |     |    |     |     |       |     |     | --    | DNP | --          |     |     |          |  |  |    |   |    |     |     |     |  |
| FAU                | 11/27 |    |     |    |     |     |       |     |     | --    | DNP | --          |     |     |          |  |  |    |   |    |     |     |     |  |
| Hampton            | 12/2  |    |     |    |     |     |       |     |     | --    | DNP | --          |     |     |          |  |  |    |   |    |     |     |     |  |
| CMU                | 12/13 |    |     |    |     |     |       |     |     | --    | DNP | --          |     |     |          |  |  |    |   |    |     |     |     |  |



# B.J. DANIELS

Sophomore | Guard | 6-1 | 212

# # 2

Tallahassee, Fla. | Lincoln HS

**2008-09:** Scholarship football quarterback who joined the basketball team on Dec. 5 and remained with the team for the rest of the season ... Did not travel to West Virginia for the final football game and did not travel to the bowl game ... Appeared in 19 basketball games on the year, averaging 0.5 points, 0.4 rebounds and 0.1 assists ... Game high of four points twice - vs. Oral Roberts and at Louisville.

**High School:** Averaged 27 points per game as a senior and was named the Tallahassee Democrat's Co-Big Bend Male Basketball Player of the Year ... Is believed to be the first player to win the Democrat's Player of the Year honors in both basketball and football in the same season ... Broke the school's season record for scoring average ... Named 5A first-team All-State ... Had season high of 45 points and also had a 37-point game ... Averaged 16 points per game as a junior ... Four year varsity starter in basketball and football... Coached in basketball by Paul O'Halloran ... Rated the 44th best quarterback prospect in the nation by Scout.com ... Ranked 8th in the country for dual threat QBs and as having the fifth strongest arm in the country by Rivals.com ... Set Lincoln HS record with 34 passing touchdowns as as senior ... Also had 2,500 passing yards, 972 rushing yards and 12 rushing TDs during senior season.

**Personal:** Born on October 24, 1989 ... Full name is Bruce Edward Daniels ... Son of Bruce and Rhonda Daniels ... Two sisters, Laurel and Elena ... Uncle, Paul, played basketball at Auburn with Charles Barkley.

| USF Career Highs                   |  |
|------------------------------------|--|
| <b>Points</b>                      | 4 (2), last at Louisville (1/28/09)    |
| <b>Rebounds</b>                    | 2, at Louisville (1/28/09)             |
| <b>Assists</b>                     | 1, vs. Vanderbilt (12/16/08)           |
| <b>Steals</b>                      | 3, at Louisville (1/28/09)             |
| <b>Blocked Shots</b>               | --                                     |
| <b>Field Goals</b>                 | 2, at Louisville (1/28/09)             |
| <b>Field Goal Attempts</b>         | 5, vs. Oral Roberts (12/22/08)         |
| <b>Free Throws</b>                 | 2, vs. Oral Roberts (12/22/08)         |
| <b>Free Throw Attempts</b>         | 5, vs. Oral Roberts (12/22/08)         |
| <b>3-Point Field Goals</b>         | --                                     |
| <b>3-Point Field Goal Attempts</b> | 1 (2), last vs. West Virginia (3/1/09) |
| <b>Foul Disqualifications</b>      | --                                     |
| <b>Minutes</b>                     | 9, vs. Oral Roberts (12/22/08)         |

| 2008-09          |   |     |   |
|------------------|---|-----|---|
| Opposition       | P | R   | A |
| SMU              | - | DNP | - |
| at Virginia      | - | DNP | - |
| High Point       | - | DNP | - |
| Northeastern     | - | DNP | - |
| at UAB           | - | DNP | - |
| at UCF           | - | DNP | - |
| Niagara          | 0 | 1   | 0 |
| vs. Vanderbilt   | 1 | 0   | 1 |
| vs. Murray St.   | 0 | 0   | 0 |
| vs. Wright St.   | 1 | 0   | 0 |
| vs. Oral Rob.    | 4 | 1   | 0 |
| Iona             | - | DNP | - |
| Syacuse          | 0 | 0   | 0 |
| Louisville       | 0 | 1   | 0 |
| at DePaul        | 0 | 0   | 0 |
| at Pittsburgh    | - | DNP | - |
| at West Virginia | 0 | 1   | 0 |
| DePaul           | 0 | 0   | 0 |
| Villanova        | 0 | 0   | 0 |
| at Louisville    | 4 | 2   | 0 |
| at St. John's    | 0 | 0   | 0 |
| Marquette        | 0 | 0   | 0 |
| Providence       | - | DNP | - |
| at Notre Dame    | 0 | 1   | 0 |
| Georgetown       | 0 | 0   | 0 |
| at UConn         | 0 | 0   | 0 |
| West Virginia    | 0 | 0   | 0 |
| Cincinnati       | - | DNP | - |
| at Rutgers       | - | DNP | - |
| vs. Seton Hall   | 0 | 0   | 0 |

## CAREER STATISTICS

| Season  | GP | GS | Min. | Avg. | Total |     |      | 3-Point |     |      | Free Throws |     |      | Rebounds |      |      |      | Scoring |    |      |    |     |     |      |      |
|---------|----|----|------|------|-------|-----|------|---------|-----|------|-------------|-----|------|----------|------|------|------|---------|----|------|----|-----|-----|------|------|
|         |    |    |      |      | FG    | FGA | Pct. | FG      | FGA | Pct. | FT          | FTA | Pct. | Off.     | Def. | Tot. | Avg. | PF      | FO | Ast. | TO | Blk | Stl | Pts. | Avg. |
| 2008-09 | 19 | 0  | 53   | 2.8  | 3     | 14  | .214 | 0       | 2   | .000 | 4           | 11  | .364 | 6        | 1    | 7    | 0.4  | 12      | 0  | 1    | 8  | 0   | 4   | 10   | 0.5  |





# JARRID FAMOUS

Junior | Forward/Center | 6-11 | 240

# # 31

Bronx, N.Y. | West Chester Community College | Houston Inner City Academy | Blessed Sacrament HS

**2009-10:** Made his first NCAA D-I start at SMU (11/13) with nine points and two rebounds ... Nearly posted a double double with 12 points and eight boards against Virginia (11/16) ... Pulled down 11 boards against Davidson (11/19), followed by a 16-point effort against South Carolina the next night ... Posted 13 points against UNC Wilmington (11/22) ... Knocked down 7-of-8 shots for 16 points with eight rebounds and two assists against Kent State (11/25) ... Had a game-high nine rebounds against FAU (11/27) ... Tied his career high with 16 points on 7-of-10 shooting and had a double-double with 10 rebounds against Hampton (12/2).

**Community College:** Spent the past two years at Westchester Community College where he was one of 10 players named to the NJCAA Division I All-American first-team for the 2008-2009 season ... Rated 11th best junior college player in the country by Rivals.com ... Averaged 25.2 points, 13.6 rebounds and 2.1 blocks per game as a sophomore at WCC ... The 25.2 points per game ranked third in the country in scoring among junior colleges and the 13.7 rebounds was second best nationally ... Shot 58.3 percent from the field ... Scored 30 or more points seven times with a single-game high of 36 ... Recorded 20 or more rebounds three times with a single-game high of 25 ... Combined games of 36 points and 21 rebounds, 32 points and 23 rebounds and 28 points and 25 rebounds ... Helped WCC to a 19-11 record as a sophomore ... Named Region 15 Player of the Year and Mid-Hudson Conference Player of the Year ... Averaged 21.8 points and 11.0 rebounds a game as a freshman ... First Team Region 15 and First Team All Mid-Hudson as a freshman ... Tallied 1,411 points and 741 rebounds in his two seasons at WCC, averaging 23.5 points and 12.3 rebounds ... Coached by Tyrone Mushatt at WCC.

**High School:** Spent a year at prep school at Houston Inner City Academy prior to attending WCC ... Graduated from Blessed Sacrament High School in New Rochelle, N.Y.

**Personal:** Son of Jerome and Dianne Famous ... Chose USF over Arizona, Missouri, Seton Hall, Pittsburgh, Houston and St. John's ... Signed with USF on April 23, 2009.

## 2009-10 Season Highs

|  |
|--|
| <b>Points</b><br>16 (3), last vs. Hampton (12/2/09)              |
| <b>Rebounds</b><br>11, vs. Davidson (11/20/09)                   |
| <b>Assists</b><br>2 (2), last vs. Kent State (11/25/09)          |
| <b>Steals</b><br>1 (2), last vs. CMU (12/13/09)                  |
| <b>Blocked Shots</b><br>1 (4), last vs. Hampton (12/2/09)        |
| <b>Field Goals</b><br>7 (2), last vs. Hampton (12/2/09)          |
| <b>Field Goal Attempts</b><br>10 (2), last vs. Hampton (12/2/09) |
| <b>Free Throws</b><br>5, at SMU (11/13/09)                       |
| <b>Free Throw Attempts</b><br>8, at SMU (11/13/09)               |
| <b>3-Point Field Goals</b><br>—                                  |
| <b>3-Point Field Goal Attempts</b><br>—                          |
| <b>Foul Disqualifications</b><br>—                               |
| <b>Minutes</b><br>37, vs. South Carolina (11/20/09)              |

| Opponent          | Date  | GS | Min | FG | TOTAL |       |     | 3-PTS |     |    | FREE THROWS |      |     | REBOUNDS |     |   | PF | A | TO | Blk | Stl | Pts |
|-------------------|-------|----|-----|----|-------|-------|-----|-------|-----|----|-------------|------|-----|----------|-----|---|----|---|----|-----|-----|-----|
|                   |       |    |     |    | FGA   | Pct   | 3FG | FGA   | Pct | FT | FTA         | Pct  | Off | Def      | Tot |   |    |   |    |     |     |     |
| at SMU            | 11/13 | *  | 29  | 2  | 5     | .400  | 0   | 0     | —   | 5  | 8           | .625 | 0   | 2        | 2   | 4 | 0  | 3 | 0  | 0   | 9   |     |
| VIRGINIA          | 11/16 | *  | 30  | 4  | 4     | 1.000 | 0   | 0     | —   | 4  | 7           | .571 | 1   | 7        | 8   | 4 | 2  | 1 | 1  | 0   | 12  |     |
| vs Davidson       | 11/19 | *  | 34  | 2  | 6     | .333  | 0   | 0     | —   | 0  | 2           | .000 | 1   | 10       | 11  | 0 | 1  | 4 | 0  | 0   | 4   |     |
| vs South Carolina | 11/20 | *  | 37  | 6  | 10    | .600  | 0   | 0     | —   | 4  | 6           | .667 | 3   | 6        | 9   | 2 | 0  | 3 | 0  | 1   | 16  |     |
| vs UNC Wilmington | 11/22 | *  | 30  | 5  | 8     | .625  | 0   | 0     | —   | 3  | 4           | .750 | 2   | 2        | 4   | 4 | 0  | 3 | 1  | 0   | 13  |     |
| KENT STATE        | 11/25 | *  | 27  | 7  | 8     | .875  | 0   | 0     | —   | 2  | 3           | .667 | 5   | 3        | 8   | 0 | 2  | 2 | 0  | 0   | 16  |     |
| FAU               | 11/27 | *  | 31  | 2  | 7     | .286  | 0   | 0     | —   | 2  | 4           | .500 | 4   | 5        | 9   | 2 | 0  | 1 | 1  | 0   | 6   |     |
| HAMPTON           | 12/02 | *  | 28  | 7  | 10    | .700  | 0   | 0     | —   | 2  | 4           | .500 | 4   | 6        | 10  | 2 | 0  | 0 | 1  | 0   | 16  |     |
| CMU               | 12/13 | *  | 32  | 1  | 3     | .333  | 0   | 0     | —   | 3  | 4           | .750 | 1   | 0        | 1   | 4 | 1  | 1 | 0  | 1   | 5   |     |

## CAREER STATISTICS

| Season  | GP | GS | Min. | Avg. | Total |     |      | 3-Point |     |      | Free Throws |     |      | Rebounds |      |      |      | PF | FO | Ast. | TO | Blk | Stl | Scoring |      |
|---------|----|----|------|------|-------|-----|------|---------|-----|------|-------------|-----|------|----------|------|------|------|----|----|------|----|-----|-----|---------|------|
|         |    |    |      |      | FG    | FGA | Pct. | FG      | FGA | Pct. | FT          | FTA | Pct. | Off.     | Def. | Tot. | Avg. |    |    |      |    |     |     | Pts.    | Avg. |
| 2009-10 | 9  | 9  | 278  | 30.9 | 36    | 61  | .590 | 0       | 0   | —    | 25          | 42  | .595 | 21       | 41   | 62   | 6.9  | 22 | 0  | 6    | 18 | 4   | 2   | 97      | 10.8 |



# TOARLYN FITZPATRICK

Freshman | Forward | 6-8 | 230

# # 32

Tampa, Fla. | King HS

**2009-10:** Played 20 minutes in his first collegiate game at SMU (11/13), grabbing three rebounds ... Scored his first collegiate points with a layup with 5:30 left in the first half against Davidson (11/19) ... Added four more points the next night against South Carolina (11/20) ... Contributed six rebounds with three points and two blocks against UNC Wilmington (11/22) ... Scored nine points with four boards and two blocks against Kent State (11/25) ... Added five rebounds against FAU (11/25) ... Had a career-high 11 points on 5-of-9 shooting against Hampton (12/2) ... Had a season-high seven rebounds with five points against CMU (12/13).

**High School:** One of the top forwards in Florida out of Tampa King High School and was named the St. Petersburg Times' Suncoast Player of the Year after averaging a double-double as a senior with 14.0 points and 11.3 rebounds per game ... Also chipped in 4.3 blocks, 3.0 assists and 2.0 steals per game ... Led King to its best season in school history as a senior, finishing 23-7 and leading the Lions to their first ever 5A state final four appearance ... Had a 10-assist and two eight-assist outings ... Also had two eight-block games and a school single-game record 25-rebound game ... Tallied a triple-double in region final win with 18 points, 18 rebounds and 10 assists ... Scored more than 2,000 career points in his high school career ... Named to the Tampa Tribune's All-Hillsborough County Boys Basketball first-team and named a Tampa Bay Basketball Coaches Association All-Star and Florida Athletic Coaches Association All-Star ... Averaged 15.5 points and 9.0 rebounds per game as a junior ... Was an All-Western Conference and All-Bay Area Suncoast Team honoree, and was named Tournament MVP of the Alonso Holiday Classic as a junior ... Posted 15.0 points and 9.7 rebounds an outing as a sophomore and was named to the All-Western Conference and All-Hillsborough County teams ... Coached by Sam Lanier at King ... Chose USF over Miami, Alabama, Auburn, Tulane, Ole Miss and Florida State.

**Personal:** Son of Limbana Lester ... Has one younger sister, Torri Fitzpatrick ... Born Sept. 4, 1989 ... Undecided on a major ... Signed with Georgia Southern in the November signing period but was granted a release from his NLI after Georgia Southern's coach resigned at the end of the season ... Signed with USF on April 24, 2009.

### 2009-10 Season Highs

|   |
|---|
| <b>Points</b><br>11, vs. Hampton (12/2/09)                    |
| <b>Rebounds</b><br>7, vs. CMU (12/13/09)                      |
| <b>Assists</b><br>2, vs. FAU (11/27/09)                       |
| <b>Steals</b><br>1 (4), last vs. CMU (12/13/09)               |
| <b>Blocked Shots</b><br>2 (2), last vs. Kent State (11/25/09) |
| <b>Field Goals</b><br>5, vs. Hampton (12/2/09)                |
| <b>Field Goal Attempts</b><br>9, vs. Hampton (12/2/09)        |
| <b>Free Throws</b><br>1 (5), last vs. CMU (12/13/09)          |
| <b>Free Throw Attempts</b><br>2 (5), last vs. CMU (12/13/09)  |
| <b>3-Point Field Goals</b><br>—                               |
| <b>3-Point Field Goal Attempts</b><br>1, vs. FAU (11/27/09)   |
| <b>Foul Disqualifications</b><br>—                            |
| <b>Minutes</b><br>26, vs. CMU (12/13/09)                      |

| Opponent          | Date  | GS | Min | TOTAL |     |       | 3-PTS |     |      | FREE THROWS |     |      | REBOUNDS |     |     | PF | A | TO | Blk | Stl | Pts |
|-------------------|-------|----|-----|-------|-----|-------|-------|-----|------|-------------|-----|------|----------|-----|-----|----|---|----|-----|-----|-----|
|                   |       |    |     | FG    | FGA | Pct   | 3FG   | FGA | Pct  | FT          | FTA | Pct  | Off      | Def | Tot |    |   |    |     |     |     |
| at SMU            | 11/13 | —  | 20  | 0     | 0   | —     | 0     | 0   | —    | 0           | 0   | —    | 1        | 2   | 3   | 2  | 0 | 0  | 0   | 0   | 0   |
| VIRGINIA          | 11/16 | —  | 12  | 0     | 1   | .000  | 0     | 0   | —    | 0           | 0   | —    | 0        | 1   | 1   | 3  | 0 | 1  | 0   | 1   | 0   |
| vs Davidson       | 11/19 | —  | 14  | 1     | 3   | .333  | 0     | 0   | —    | 0           | 0   | —    | 3        | 0   | 3   | 4  | 0 | 0  | 0   | 0   | 2   |
| vs South Carolina | 11/20 | —  | 9   | 2     | 2   | 1.000 | 0     | 0   | —    | 0           | 0   | —    | 1        | 1   | 2   | 1  | 0 | 0  | 0   | 1   | 4   |
| vs UNC Wilmington | 11/22 | —  | 21  | 1     | 1   | 1.000 | 0     | 0   | —    | 1           | 2   | .500 | 2        | 4   | 6   | 3  | 1 | 3  | 2   | 1   | 3   |
| KENT STATE        | 11/25 | —  | 20  | 4     | 8   | .500  | 0     | 0   | —    | 1           | 2   | .500 | 1        | 3   | 4   | 1  | 1 | 3  | 2   | 0   | 9   |
| FAU               | 11/27 | —  | 14  | 0     | 4   | .000  | 0     | 1   | .000 | 1           | 2   | .500 | 2        | 3   | 5   | 0  | 2 | 0  | 0   | 0   | 1   |
| HAMPTON           | 12/02 | —  | 21  | 5     | 9   | .556  | 0     | 0   | —    | 1           | 2   | .500 | 1        | 3   | 4   | 3  | 1 | 2  | 1   | 0   | 11  |
| CMU               | 12/13 | —  | 26  | 2     | 4   | .500  | 0     | 0   | —    | 1           | 2   | .500 | 2        | 5   | 7   | 3  | 0 | 3  | 0   | 1   | 5   |

### CAREER STATISTICS

| Season  | GP | GS | Min. | Avg. | Total |     |      | 3-Point |     |      | Free Throws |     |      | Rebounds |      |      |      | Scoring |    |      |    |     |     |      |      |
|---------|----|----|------|------|-------|-----|------|---------|-----|------|-------------|-----|------|----------|------|------|------|---------|----|------|----|-----|-----|------|------|
|         |    |    |      |      | FG    | FGA | Pct. | FG      | FGA | Pct. | FT          | FTA | Pct. | Off.     | Def. | Tot. | Avg. | PF      | FO | Ast. | TO | Blk | Stl | Pts. | Avg. |
| 2009-10 | 9  | 0  | 157  | 17.4 | 15    | 32  | .469 | 0       | 1   | .000 | 5           | 10  | .500 | 13       | 22   | 35   | 3.9  | 20      | 0  | 5    | 12 | 5   | 4   | 35   | 3.9  |





# AUGUSTUS GILCHRIST # 24

Sophomore | Forward/Center | 6-10 | 245

Clinton, Md. | Maryland | Progressive Christian Academy | Friendly HS

### Honors

**BIG EAST Weekly Honor Roll - Nov. 30, 2009**  
**BIG EAST Rookie of the Week - Jan. 26, 2009**

**2009-10:** Will be out until late January with a severe ankle sprain ... Scored 23 points and posted a game-high nine rebounds at SMU (11/13) ... Followed that up with 18 points, including 7-7 on free throws, with eight rebounds and three blocks against Virginia (11/16) ... Sank 15-of-16 free throws against Davidson (11/19) to tie the second-best mark in school history with Solomon Bozeman, who also had 15 against Stetson Nov. 27, 2006 ... Added 19 points the next night against South Carolina, including 10-of-12 on free throws ... Tallied 14 points with six boards against UNC Wilmington (11/22) ... Had another solid performance with 19 points on 8-of-14 shooting and seven rebounds against Kent State (11/25) ... Added 23 second-half points and a career-high 27 all-together on 10-of-12 shooting with seven rebounds and three blocks against FAU (11/27).

**2008-09:** Summer transfer from Maryland who became eligible at the end of the first semester ... First game available was Dec. 14 vs. Niagara ... Appeared in all 25 games he was eligible for, starting 12 ... Averaged 10.2 points per game, third best on the team ... Also averaged 4.4 rebounds, 0.5 assists and a team-high 24 blocked shots ... Started in his USF and collegiate debut vs. Niagara (12/14) ... Was named BIG EAST Rookie of the week after averaging 17 points, nine rebounds and one block in games vs. DePaul and Villanova ... Double-double against DePaul (1/20) with 16 points and 11 rebounds.

**Before USF:** Transfer from Maryland who signed a grant-in-aid to attend USF ... Originally signed with Virginia Tech in November 2006 but was granted a release from his National Letter of Intent ... Then enrolled at Maryland in January but the Atlantic Coast Conference ruled he would not be eligible until the completion of the fall 2008 semester and would lose a year of eligibility because of ACC intra-conference transfer rules.

**High School:** Spent senior season at Progressive Christian Academy in Camp Springs, Md. ... Attended Friendly High School in Fort Washington, Md., for three years where he was a teammate of current USF guard Chris Howard as a freshman ... Ranked 52nd nationally by Rivals in the 2007 class and 55th by Scout ... Rated the ninth best center by Scout and the 14th best power forward by Rivals ... Named MVP of the 2007 Capital Classic after scoring 24 points and grabbing nine rebounds ... As a senior he averaged 24 points, 12 rebounds and five blocked shots per game ... As a junior, Gilchrist averaged 16 points and 11 rebounds ... Coached by Curtis Malone as a member of the D.C. Assault AAU program.

**Personal:** Undecided on major ... Son of Augustus Sr. and Donna ... Born October 15, 1989.

| Opposition       | 2008-09 |     |    |
|------------------|---------|-----|----|
|                  | P       | R   | A  |
| SMU              | --      | DNP | -- |
| at Virginia      | --      | DNP | -- |
| High Point       | --      | DNP | -- |
| Northeastern     | --      | DNP | -- |
| at UAB           | --      | DNP | -- |
| at UCF           | --      | DNP | -- |
| Niagara          | 8       | 6   | 1  |
| vs. Vanderbilt   | 12      | 8   | 0  |
| vs. Murray St.   | 8       | 6   | 1  |
| vs. Wright St.   | 4       | 3   | 0  |
| vs. Oral Rob.    | 11      | 4   | 1  |
| Iona             | 6       | 5   | 0  |
| Syacuse          | 7       | 3   | 1  |
| Louisville       | 11      | 3   | 0  |
| at DePaul        | 16      | 4   | 0  |
| at Pittsburgh    | 22      | 3   | 1  |
| at West Virginia | 2       | 2   | 0  |
| DePaul           | 16      | 11  | 0  |
| Villanova        | 18      | 7   | 0  |
| at Louisville    | 5       | 3   | 0  |
| at St. John's    | 12      | 4   | 0  |
| Marquette        | 6       | 4   | 2  |
| Providence       | 2       | 4   | 2  |
| at Notre Dame    | 6       | 1   | 1  |
| Georgetown       | 11      | 3   | 0  |
| at UConn         | 15      | 4   | 0  |
| at Seton Hall    | 20      | 7   | 1  |
| West Virginia    | 5       | 3   | 0  |
| Cincinnati       | 13      | 4   | 1  |
| at Rutgers       | 7       | 3   | 0  |
| vs. Seton Hall   | 12      | 6   | 0  |

### Gilchrist Season / Career Highs

**Points**  
 Season: 27, vs. FAU (11/27/09)  
 Career: 27, vs. FAU (11/27/09)

**Rebounds**  
 Season: 9, at SMU (11/13/09)  
 Career: 11, vs. DePaul (1/20/09)

**Assists**  
 Season: 3, vs. Virginia (11/16/09)  
 Career: 3, vs. Virginia (11/16/09)

**Steals**  
 Season: 2, vs. Davidson (11/19/09)  
 Career: 2, vs. Davidson (11/19/09)

**Blocked Shots**  
 Season: 3 (2), last vs. FAU (11/27/09)  
 Career: 5, vs. Louisville (1/7/09)

**Field Goals**  
 Season: 10, vs. FAU (11/27/09)  
 Career: 10 (2), last vs. FAU (11/27/09)

**Field Goal Attempts**  
 Season: 14, last vs. Kent State (11/25/09)  
 Career: 18, vs. DePaul (1/20/09)

**Free Throws**  
 Season: 15, vs. Davidson (11/19/09)  
 Career: 15, vs. Davidson (11/19/09)

**Free Throw Attempts**  
 Season: 16, vs. Davidson (11/19/09)  
 Career: 16, vs. Davidson (11/19/09)

**3-Point Field Goals**  
 Season: 3, vs. Kent State (11/25/09)  
 Career: 3 (2), last vs. Kent State (11/25/09)

**3-Point Field Goal Attempts**  
 Season: 4, last vs. Kent State (11/25/09)  
 Career: 6 (2), last at UConn (2/21/09)

**Foul Disqualifications**  
 Season: —  
 Career: 2, 2008-09

**Minutes**  
 Season: 34, vs. Virginia (11/16/09)  
 Career: 34, vs. Virginia (11/16/09)

| Opponent          | Date  | GS | Min | TOTAL |     |      | 3-PTS |     |       | FREE THROWS |     |       | REBOUNDS |     |     | PF | A | TO | Blk | Stl | Pts |
|-------------------|-------|----|-----|-------|-----|------|-------|-----|-------|-------------|-----|-------|----------|-----|-----|----|---|----|-----|-----|-----|
|                   |       |    |     | FG    | FGA | Pct  | 3FG   | FGA | Pct   | FT          | FTA | Pct   | Off      | Def | Tot |    |   |    |     |     |     |
| at SMU            | 11/13 | *  | 31  | 8     | 12  | .750 | 1     | 1   | 1.000 | 6           | 8   | .750  | 4        | 5   | 9   | 2  | 0 | 4  | 2   | 0   | 23  |
| VIRGINIA          | 11/16 | *  | 34  | 5     | 9   | .556 | 1     | 1   | 1.000 | 7           | 7   | 1.000 | 3        | 5   | 8   | 4  | 3 | 6  | 3   | 0   | 18  |
| vs Davidson       | 11/19 | *  | 31  | 3     | 9   | .333 | 0     | 0   | —     | 15          | 16  | .938  | 2        | 6   | 8   | 3  | 0 | 2  | 1   | 2   | 21  |
| vs South Carolina | 11/20 | *  | 33  | 4     | 11  | .364 | 1     | 1   | 1.000 | 10          | 12  | .833  | 5        | 2   | 7   | 4  | 1 | 3  | 1   | 0   | 19  |
| vs UNC Wilmington | 11/22 | *  | 29  | 5     | 10  | .500 | 0     | 1   | .000  | 4           | 6   | .667  | 4        | 2   | 6   | 3  | 0 | 3  | 0   | 0   | 14  |
| KENT STATE        | 11/25 | *  | 30  | 8     | 14  | .571 | 3     | 4   | .750  | 0           | 0   | —     | 4        | 3   | 7   | 0  | 1 | 3  | 1   | 1   | 19  |
| FAU               | 11/27 | *  | 33  | 10    | 12  | .833 | 2     | 2   | 1.000 | 5           | 7   | .714  | 1        | 6   | 7   | 1  | 0 | 4  | 3   | 1   | 27  |
| HAMPTON           | 12/02 | *  | 24  | 4     | 10  | .400 | 0     | 1   | .000  | 1           | 3   | .333  | 2        | 5   | 7   | 2  | 1 | 0  | 0   | 0   | 9   |
| CMU               | 12/13 |    |     |       |     |      |       |     |       |             |     |       | --       | DNP | --  |    |   |    |     |     |     |

### CAREER STATISTICS

| Season  | GP | GS | Min. | Avg. | Total |     |      | 3-Point |     |      | Free Throws |     |      | Rebounds |      |      | Scoring |    |    |      |    |     |     |      |      |
|---------|----|----|------|------|-------|-----|------|---------|-----|------|-------------|-----|------|----------|------|------|---------|----|----|------|----|-----|-----|------|------|
|         |    |    |      |      | FG    | FGA | Pct. | FG      | FGA | Pct. | FT          | FTA | Pct. | Off.     | Def. | Tot. | Avg.    | PF | FO | Ast. | TO | Blk | Stl | Pts. | Avg. |
| 2008-09 | 25 | 12 | 605  | 24.2 | 99    | 245 | .404 | 14      | 43  | .326 | 43          | 77  | .558 | 42       | 69   | 111  | 4.4     | 56 | 2  | 12   | 42 | 24  | 7   | 255  | 10.2 |
| 2009-10 | 8  | 8  | 245  | 30.6 | 47    | 87  | .540 | 8       | 11  | .727 | 48          | 59  | .814 | 25       | 34   | 59   | 7.4     | 19 | 0  | 6    | 25 | 11  | 4   | 150  | 18.8 |
| Total   | 33 | 20 | 850  | 25.8 | 146   | 332 | .440 | 22      | 54  | .407 | 91          | 136 | .669 | 67       | 103  | 170  | 5.2     | 75 | 2  | 18   | 67 | 35  | 11  | 405  | 12.3 |



# CHRIS HOWARD

Senior | Guard | 6-3 | 200

# #3

Fort Washington, Md. | Friendly HS

**2009-10:** Stands fifth in career assists with 400 ... Up next is No. 4 Tommy Tonelli with 480 ... Posted 14 points, seven assists and four boards at SMU (11/13) ... Had nine points, including 6-of-8 free throws, against Davidson (11/19) ... Contributed seven assists in a win over Kent State (11/25) ... Posted a season-high 15 points with six rebounds and four assists against FAU (11/27) ... Knocked down 13 points with a season-high eight assists against Hampton (12/2) ... Scored in double figures for the third straight game against CMU with 13 (12/13).

**2008-09:** Played in all 31 games, starting 29 ... Finished season averaging 7.7 points, a team-leading 4.1 assists and 3.9 rebounds ... Recorded a pair of double-doubles on the season with 12 points and 10 assists at DePaul (1/10) and 10 points, 11 assists vs. West Virginia (3/1) ... Season's game-highs were 15 points (1/24 vs. Villanova), 8 rebounds (2/21 at UConn) and 11 assists (3/1 vs. West Virginia).

**2007-08:** Played in all 31 games on the year, starting 30 ... Averaged 8.4 points, 4.8 assists and 3.9 rebounds per game ... His 4.8 assists led the team and was 6th in the BIG EAST ... Tallied 150 assists on the season which ranked 9th on the USF single-season list ... Named to All-Tournament Team at Glenn Wilkes Classic.

**2006-07:** Recipient of the Bill Jones Scholarship Award... Appeared in 14 games, 13 starts ... Missed first 16 games of the year while recovering from a second left anterior cruciate ligament (ACL) knee injury suffered in June of 2006 ... Finished second in the BIG EAST in assists (5.86 apg) in league games only ... First career start came in the win over Cincinnati (1/14) ... Concluded the year averaging 5.6 points, 3.0 rebounds and 5.8 assists per game.

**2005-06:** Redshirted after injuring his left ACL in November of 2005.

**High School:** Three-year letterwinner and starter at Friendly High School in Fort Washington, Md. ... Member of back-to-back state championship squads as a junior and senior ... Program posted overall record of 51-2 during his tenure ... Served as team captain ... All-conference and all-area honoree during his career ... Averaged 18 points, 10 assists and 7 rebounds as a senior ... Collected eight triple-doubles on the season ... Junior year season averages were 14 points, 10 assists and six rebounds per outing ... Spent 2004-05 at Florida Prep, but did not play basketball.

**Personal:** Completed his degree in communications ... Working on a second degree in criminology ... Born August 8, 1986 in Minneapolis, Minn. ... Son of Sabrina Dudley ... Father of six-year-old daughter Aaliyah.

| 2008-09          |    |   |    | 2007-08         |    |   |    | 2006-07            |    |     |    |
|------------------|----|---|----|-----------------|----|---|----|--------------------|----|-----|----|
| Opposition       | P  | R | A  | Opposition      | P  | R | A  | Opposition         | P  | R   | A  |
| SMU              | 4  | 1 | 2  | Cleveland St.   | 8  | 6 | 4  | Buffalo            | -  | DNP | -  |
| at Virginia      | 12 | 2 | 3  | at Buffalo      | 7  | 4 | 9  | S. Carolina St.    | -  | DNP | -  |
| High Point       | 14 | 3 | 4  | vs. URI         | 16 | 4 | 6  | FIU                | -  | DNP | -  |
| Northeastern     | 6  | 4 | 7  | vs. FAU         | 18 | 4 | 11 | Stetson            | -  | DNP | -  |
| at UAB           | 11 | 5 | 7  | vs. Florida St. | 12 | 8 | 7  | Richmond           | -  | DNP | -  |
| at UCF           | 6  | 2 | 2  | East Carolina   | 12 | 3 | 9  | at Wins. Salem St. | -  | DNP | -  |
| Niagara          | 3  | 6 | 2  | at FIU          | 10 | 4 | 6  | at East Carolina   | -  | DNP | -  |
| vs. Vanderbilt   | 0  | 2 | 2  | UCF             | 8  | 5 | 5  | vs. Norfolk State  | -  | DNP | -  |
| vs. Murray St.   | 7  | 5 | 3  | at Richmond     | 16 | 6 | 6  | vs. Texas A&M-CC   | -  | DNP | -  |
| vs. Wright St.   | 3  | 4 | 3  | UAB             | 14 | 4 | 4  | at UNLV            | -  | DNP | -  |
| vs. Oral Rob.    | 0  | 4 | 2  | at Wake Forest  | 10 | 3 | 0  | Missouri State     | -  | DNP | -  |
| Iona             | 5  | 1 | 2  | St. Francis     | 17 | 2 | 5  | at UAB             | -  | DNP | -  |
| Syracuse         | 3  | 3 | 8  | Win.-Salem St.  | 6  | 4 | 3  | vs. Wake Forest    | -  | DNP | -  |
| Louisville       | 9  | 5 | 4  | Rutgers         | 2  | 4 | 2  | Bethune-Cookman    | -  | DNP | -  |
| at DePaul        | 12 | 5 | 10 | at Syracuse     | 19 | 4 | 5  | at UConn           | -  | DNP | -  |
| at Pittsburgh    | 13 | 3 | 3  | Pittsburgh      | 4  | 1 | 3  | at Pittsburgh      | -  | DNP | -  |
| at West Virginia | 3  | 7 | 2  | at Providence   | 16 | 4 | 3  | Louisville         | 0  | 1   | 5  |
| DePaul           | 12 | 5 | 3  | at Seton Hall   | 12 | 6 | 5  | Cincinnati         | 8  | 3   | 10 |
| Villanova        | 15 | 2 | 4  | West Virginia   | 7  | 7 | 10 | at West Virginia   | 2  | 3   | 3  |
| at Louisville    | 7  | 6 | 1  | Louisville      | 2  | 5 | 4  | at Notre Dame      | 8  | 4   | 6  |
| at St. John's    | 9  | 1 | 2  | at Marquette    | 4  | 2 | 1  | Rutgers            | 10 | 5   | 4  |
| Marquette        | 10 | 5 | 3  | St. John's      | 3  | 4 | 3  | Marquette          | 7  | 3   | 9  |
| Providence       | 13 | 2 | 4  | at Georgetown   | 4  | 4 | 1  | Notre Dame         | 9  | 3   | 6  |
| at Notre Dame    | 9  | 6 | 3  | at DePaul       | 0  | 3 | 2  | at St. John's      | 8  | 4   | 6  |
| Georgetown       | 6  | 4 | 4  | Syracuse        | 4  | 5 | 9  | at Louisville      | 11 | 3   | 6  |
| at UConn         | 11 | 8 | 8  | UConn           | 4  | 1 | 5  | Syracuse           | 3  | 3   | 4  |
| at Seton Hall    | 0  | 3 | 2  | at Cincinnati   | 3  | 4 | 6  | DePaul             | 5  | 3   | 9  |
| West Virginia    | 10 | 5 | 11 | Seton Hall      | 8  | 2 | 3  | at Seton Hall      | 4  | 1   | 2  |
| Cincinnati       | 6  | 2 | 10 | at Rutgers      | 2  | 3 | 5  | Providence         | 2  | 3   | 8  |
| at Rutgers       | 10 | 6 | 5  | at Villanova    | 9  | 2 | 2  | at DePaul          | 2  | 3   | 4  |
| vs. Seton Hall   | 11 | 3 | 2  | Notre Dame      | 4  | 2 | 6  |                    |    |     |    |


## Howard Season / Career Highs

|   |   |
|---|---|
| <b>Points</b>                                   | Season: 15, vs. FAU (11/27/09)            |
| Career: 19, at Syracuse (1/5/08)                |   |
| <b>Rebounds</b>                                 | Season: 6, vs. FAU (11/27/09)             |
| Career: 8 (2), last at UConn (2/21/09)          |   |
| <b>Assists</b>                                  | Season: 8, vs. Hampton (12/2/09)          |
| Career: 11 (2), last vs. West Virginia (3/1/09) |   |
| <b>Steals</b>                                   | Season: 2, vs. UNC Wilmington (11/22/09)  |
| Career: 4, at Villanova (3/5/08)                |   |
| <b>Blocked Shots</b>                            | Season: 1 (3), last vs. CMU (12/13/09)    |
| Career: 1 (14), last vs. CMU (12/13/09)         |   |
| <b>Field Goals</b>                              | Season: 6, at SMU (11/13/09)              |
| Career: 8, at Syracuse (1/5/08)                 |   |
| <b>Field Goal Attempts</b>                      | Season: 11, vs. CMU (12/13/09)            |
| Career: 17, at UConn (2/21/09)                  |   |
| <b>Free Throws</b>                              | Season: 6 (2), last vs. Hampton (12/2/09) |
| Career: 9, at Providence (1/2/08)               |   |
| <b>Free Throw Attempts</b>                      | Season: 8 (2), last vs. Hampton (12/2/09) |
| Career: 11, at Providence (1/12/08)             |   |
| <b>3-Point Field Goals</b>                      | Season: 3, vs. FAU (11/27/09)             |
| Career: 3 (3), last vs. FAU (11/27/09)          |   |
| <b>3-Point Field Goal Attempts</b>              | Season: 5, vs. South Car. (11/20/09)      |
| Career: 6, at Notre Dame (2/15/09)              |   |
| <b>Foul Disqualifications</b>                   | Season: —                                 |
| Career: 1 (2), 2006-07, 2008-09                 |   |
| <b>Minutes</b>                                  | Season: 39, vs. CMU (12/13/09)            |
| Career: 43, at UAB (12/3/08)                    |   |

| Opponent          | Date  | GS | Min | TOTAL |     |      | 3-PTS |     |      | FREE THROWS |     |       | REBOUNDS |     |     | PF | A | TO | Blk | Stl | Pts |
|-------------------|-------|----|-----|-------|-----|------|-------|-----|------|-------------|-----|-------|----------|-----|-----|----|---|----|-----|-----|-----|
|                   |       |    |     | FG    | FGA | Pct  | 3FG   | FGA | Pct  | FT          | FTA | Pct   | Off      | Def | Tot |    |   |    |     |     |     |
| at SMU            | 11/13 | *  | 38  | 6     | 8   | .750 | 0     | 2   | .000 | 2           | 2   | 1.000 | 0        | 4   | 4   | 2  | 7 | 1  | 1   | 0   | 14  |
| VIRGINIA          | 11/16 | *  | 30  | 1     | 4   | .250 | 0     | 1   | .000 | 0           | 0   | —     | 2        | 1   | 3   | 2  | 1 | 2  | 0   | 0   | 2   |
| vs Davidson       | 11/19 | *  | 38  | 1     | 4   | .250 | 1     | 3   | .333 | 6           | 8   | .750  | 1        | 3   | 4   | 3  | 2 | 4  | 1   | 1   | 9   |
| vs South Carolina | 11/20 | *  | 38  | 2     | 7   | .286 | 1     | 5   | .200 | 0           | 0   | —     | 1        | 2   | 3   | 3  | 4 | 2  | 0   | 1   | 5   |
| vs UNC Wilmington | 11/22 | *  | 30  | 4     | 7   | .571 | 0     | 1   | .000 | 0           | 1   | .000  | 0        | 1   | 1   | 2  | 3 | 3  | 0   | 2   | 8   |
| KENT STATE        | 11/25 | *  | 20  | 1     | 4   | .250 | 0     | 2   | .000 | 0           | 0   | —     | 1        | 0   | 1   | 0  | 7 | 1  | 0   | 0   | 2   |
| FAU               | 11/27 | *  | 33  | 5     | 8   | .625 | 3     | 4   | .750 | 2           | 2   | 1.000 | 1        | 5   | 6   | 1  | 4 | 0  | 0   | 0   | 15  |
| HAMPTON           | 12/02 | *  | 32  | 3     | 4   | .750 | 1     | 2   | .500 | 6           | 8   | .750  | 0        | 0   | 0   | 1  | 8 | 1  | 0   | 0   | 13  |
| CMU               | 12/13 | *  | 39  | 5     | 11  | .455 | 1     | 3   | .333 | 2           | 3   | .667  | 1        | 2   | 3   | 0  | 4 | 1  | 1   | 1   | 13  |

## CAREER STATISTICS

| Season       | GP        | GS        | Min.        | Avg.        | Total      |            |             | 3-Point   |            |             | Free Throws |            |             | Rebounds  |            |            |            | Scoring    |          |            |            |           |           |            |            |
|--------------|-----------|-----------|-------------|-------------|------------|------------|-------------|-----------|------------|-------------|-------------|------------|-------------|-----------|------------|------------|------------|------------|----------|------------|------------|-----------|-----------|------------|------------|
|              |           |           |             |             | FG         | FGA        | Pct.        | FG        | FGA        | Pct.        | FT          | FTA        | Pct.        | Off.      | Def.       | Tot.       | Avg.       | PF         | FO       | Ast.       | TO         | Blk       | Stl       | Pts.       | Avg.       |
| 2006-07      | 14        | 13        | 435         | 31.1        | 27         | 80         | .338        | 2         | 13         | .154        | 23          | 38         | .605        | 9         | 33         | 42         | 3.0        | 34         | 1        | 82         | 51         | 1         | 15        | 79         | 5.6        |
| 2007-08      | 31        | 30        | 994         | 32.1        | 88         | 214        | .411        | 15        | 54         | .278        | 70          | 105        | .667        | 32        | 88         | 120        | 3.9        | 67         | 0        | 150        | 83         | 5         | 29        | 261        | 8.4        |
| 2008-09      | 31        | 29        | 1057        | 34.1        | 78         | 213        | .366        | 22        | 65         | .338        | 62          | 99         | .626        | 27        | 93         | 120        | 3.9        | 63         | 1        | 128        | 70         | 5         | 34        | 240        | 7.7        |
| 2009-10      | 9         | 9         | 298         | 33.1        | 28         | 57         | .491        | 7         | 23         | .304        | 18          | 24         | .750        | 7         | 18         | 25         | 2.8        | 14         | 0        | 40         | 15         | 3         | 5         | 81         | 9.0        |
| <b>TOTAL</b> | <b>85</b> | <b>81</b> | <b>2784</b> | <b>32.8</b> | <b>221</b> | <b>564</b> | <b>.392</b> | <b>46</b> | <b>155</b> | <b>.297</b> | <b>173</b>  | <b>266</b> | <b>.650</b> | <b>75</b> | <b>232</b> | <b>307</b> | <b>3.6</b> | <b>178</b> | <b>2</b> | <b>400</b> | <b>219</b> | <b>14</b> | <b>83</b> | <b>661</b> | <b>7.8</b> |



# DOMINIQUE JONES

Junior | Guard | 6-4 | 215

# #20

Lake Wales, Fla. | Lake Wales HS

### Jones Season / Career Highs

**Points**  
Season: 28, vs. UNC Wilmington (11/22/09)  
Career: 36, vs. Iona (12/27/08)

**Rebounds**  
Season: 10, vs. Davidson (11/19/09)  
Career: 14, at Richmond (12/5/07)

**Assists**  
Season: 10, vs. FAU (11/27/09)  
Career: 10, vs. FAU (11/27/09)

**Steals**  
Season: 6, vs. UNC Wilmington (11/22/09)  
Career: 6, vs. UNC Wilmington (11/22/09)

**Blocked Shots**  
Season: 2, vs. FAU (11/27/09)  
Career: 2 (5), last vs. FAU (11/27/09)

**Field Goals**  
Season: 10, vs. Virginia (11/16/09)  
Career: 12 (2), last vs. Providence (2/10/09)

**Field Goal Attempts**  
Season: 18 (2), last vs. CMU (12/13/09)  
Career: 25, at West Virginia (1/17/09)

**Free Throws**  
Season: 9, vs. UNC Wilmington (11/22/09)  
Career: 12, vs. Syracuse (2/13/08)

**Free Throw Attempts**  
Season: 14, vs. UNC Wilmington (11/22/09)  
Career: 15, vs. St. John's (2/2/08)

**3-Point Field Goals**  
Season: 3 (2), last vs. Hampton (12/2/09)  
Career: 7, vs. Iona (12/27/08)

**3-Point Field Goal Attempts**  
Season: 8, at SMU (11/13/09)  
Career: 11, at Villanova (3/5/08)

**Foul Qualifications**  
Season: —  
Career: 3, 2007-08

**Minutes**  
Season: 40 (2), vs. UNC Wilmington (11/22/09)  
Career: 44, vs. Notre Dame (3/8/08)

### Honors

- BIG EAST Honor Roll - Nov. 23, 2009
- 2009-10 Preseason BIG EAST Honorable Mention
- BIG EAST Weekly Honor Roll - Nov. 23, 2009
- 2008-09 BIG EAST Honorable Mention
- BIG EAST Weekly Honor Roll - Jan. 19, 2009
- 2007-08 BIG EAST Honorable Mention
- 2007-08 BIG EAST All-Rookie Team
- Sporting News National Player of the Week - Dec. 10, 2007
- BIG EAST Rookie of the Week - Dec. 3, 2007
- BIG EAST Rookie of the Week - Dec. 10, 2007
- BIG EAST Rookie of the Week - Feb. 18, 2008
- BIG EAST Rookie of the Week - March 3, 2008

**2009-10:** Currently sits eighth in field goals attempted (964), ninth in points (1,247), three pointers attempted (369), three-pointers made (122) and free throws made (273) ... Is also just 30 attempted free throws, 17 made field goals, 13 steals and 62 assists away from 10th in each category ... Equaled his career high with four steals and shot 10-18 for 22 points against Virginia ... Posted his third career double-double against Davidson (11/19) with 17 points and 10 rebounds ... Had a game-high 28 points and a career high six steals against UNC Wilmington (11/22) ... Had a career-high 10 assists against FAU (11/27) ... Posted 13 points, six rebounds and six assists against Hampton (12/2) ... Went 8-for-8 at the free throw line and 7-for-18 from the floor for 24 points against CMU (12/13).

**Summer 2009:** One of 17 players invited to the 2009 USA Basketball World University Games Team training camp, June 16-24 at the U.S. Olympic Training Center in Colorado Springs, Colo., to compete for the 12 roster spots... One of 25 college players who worked as a counselor at the Adidas Nations camp in Dallas, where top players from around the world competed.

**2008-09:** Played in all 31 games on the year, starting 30 ... Did not start 12/16 Vanderbilt game because of a sore left ankle but did play ... Led the team in scoring at 18.1 per game, good for seventh in the BIG EAST ... Upped his scoring average to 19.0 an outing in BIG EAST play, fourth best in the league ... Also led the Bulls in rebounding at 5.6 a game and steals at 1.3 per game, and was second in assists at 3.9 an outing ... Was named BIG EAST Honorable Mention for the second consecutive season ... Ended season with 561 points, seventh best on USF single-season list ... Had 121 free throws made on the year, ninth on the USF single-season chart ... He is the second fastest Bull to reach 1,000 and one of only three USF players to do it in two seasons ... Ended the season with 1,092 points, 14th on the USF all-time scoring list ... Hit game-winning shot with 15.9 seconds remaining in 2/6 upset win over No. 8 Marquette.

**2007-08:** Earned All-BIG EAST Honorable Mention accolades and was a unanimous selection on the BIG EAST All-Rookie Team after averaging a team high 17.1 points per game ... His 17.1 points per game ranked seventh in the BIG EAST ... Jumped his points per game average to 18.2 in conference play, the best of any league freshman and third best in the conference ... Also pulled down 4.6 rebounds per game, second best on the team, and a team high 1.3 steals per game ... Was only Bull to start all 31 games on the year ... Shared the John & Cynthia Ruzic USF Most Valuable Player award with Kentrell Gransberry ... Also earned the Wittcoff Family Endowed Scholarship ... Is USF's third All-BIG EAST Honorable Mention selection and the first Bull named to the All-Rookie team in the school's three years in the conference ... His 31 points vs. Seton Hall were career high and the highest scored by a BIG EAST freshman this year ... Shattered the USF freshman scoring mark by tallying 531 points on the year ... Was named BIG EAST Rookie of the Week four times as well as being named the Sporting News National Player of the Week once ... The first BIG EAST freshman in 13 years to score 30 or more points in consecutive games ... Made 123 free throws on the year, sixth on the USF single season list.

**High School:** Signed in the early signing period ... Averaged 21 points, 10 rebounds and 7 assists a game as a senior at Lake Wales High School ... Was a first team 4A all-state selection ... Was named Lakeland Ledger Polk County Player of the Year ... Member of Florida Athletic Coaches Association South all-star team ... Rated as the eighth-best prep prospect in his class in the state of Florida by Rivals.com and 14th by Scout.com ... Was an all-state selection for his efforts and was named News Chief Player of the Year, awarded to the top player in the county ... Member of the Florida Nike Elite AAU team and was invited to the Nike All-American Camp.

**Personal:** Criminology major ... Born October 15, 1988 in Lake Wales, Fla. ... Son of Norman Jones ... Favorite NBA player is fellow Lake Wales native Amare Stoudemire ... For his sophomore season, switched jersey number from 0 to his high school number of 20.

| 2008-09          |    |    |   | 2007-08         |    |    |   |
|------------------|----|----|---|-----------------|----|----|---|
| Opposition       | P  | R  | A | Opposition      | P  | R  | A |
| SMU              | 13 | 3  | 6 | Cleveland St.   | 13 | 8  | 3 |
| at Virginia      | 23 | 5  | 5 | at Buffalo      | 17 | 2  | 3 |
| High Point       | 9  | 6  | 4 | vs. URI         | 10 | 4  | 2 |
| Northeastern     | 20 | 6  | 4 | vs. FAU         | 7  | 1  | 2 |
| at UAB           | 15 | 3  | 5 | vs. Florida St. | 10 | 2  | 0 |
| at UCF           | 31 | 7  | 4 | East Carolina   | 11 | 8  | 6 |
| Niagara          | 8  | 4  | 4 | at FIU          | 14 | 5  | 2 |
| vs. Vanderbilt   | 19 | 7  | 2 | UCF             | 30 | 4  | 5 |
| vs. Murray St.   | 23 | 0  | 3 | at Richmond     | 30 | 14 | 4 |
| vs. Wright St.   | 0  | 3  | 4 | UAB             | 25 | 6  | 3 |
| vs. Oral Rob.    | 8  | 2  | 5 | at Wake Forest  | 14 | 5  | 3 |
| Iona             | 36 | 4  | 5 | St. Francis     | 14 | 2  | 5 |
| Syracuse         | 17 | 5  | 2 | Win.-Salem St.  | 8  | 6  | 7 |
| Louisville       | 11 | 5  | 1 | Rutgers         | 24 | 7  | 1 |
| at DePaul        | 22 | 8  | 4 | at Syracuse     | 23 | 2  | 3 |
| at Pittsburgh    | 22 | 3  | 7 | Pittsburgh      | 13 | 3  | 3 |
| at West Virginia | 35 | 8  | 3 | at Providence   | 10 | 1  | 2 |
| DePaul           | 26 | 10 | 6 | at Seton Hall   | 7  | 4  | 3 |
| Villanova        | 11 | 2  | 3 | West Virginia   | 11 | 6  | 1 |
| at Louisville    | 19 | 7  | 3 | Louisville      | 17 | 2  | 4 |
| at St. John's    | 16 | 7  | 3 | at Marquette    | 15 | 8  | 2 |
| Marquette        | 15 | 5  | 4 | St. John's      | 24 | 1  | 3 |
| Providence       | 29 | 8  | 3 | at Georgetown   | 15 | 2  | 0 |
| at Notre Dame    | 14 | 9  | 7 | at DePaul       | 11 | 6  | 2 |
| Georgetown       | 12 | 4  | 4 | Syracuse        | 29 | 4  | 2 |
| at UConn         | 14 | 5  | 5 | UConn           | 16 | 4  | 4 |
| at Seton Hall    | 20 | 9  | 1 | at Cincinnati   | 16 | 2  | 3 |
| West Virginia    | 18 | 6  | 2 | Seton Hall      | 31 | 7  | 2 |
| Cincinnati       | 30 | 8  | 5 | at Rutgers      | 17 | 6  | 3 |
| Rutgers          | 11 | 6  | 1 | at Villanova    | 29 | 4  | 2 |
| vs. Seton Hall   | 14 | 8  | 7 | Notre Dame      | 20 | 7  | 1 |

| Opponent          | Date  | GS | Min | TOTAL |     |      | 3-PTS |     |       | FREE THROWS |     |       | REBOUNDS |     |    | PF | A  | TO | Blk | Stl | Pts |
|-------------------|-------|----|-----|-------|-----|------|-------|-----|-------|-------------|-----|-------|----------|-----|----|----|----|----|-----|-----|-----|
|                   |       |    |     | FGA   | Pct | 3FG  | FGA   | Pct | FT    | FTA         | Pct | Off   | Def      | Tot |    |    |    |    |     |     |     |
| at SMU            | 11/13 | *  | 36  | 4     | 11  | .364 | 3     | 8   | .375  | 2           | 2   | 1.000 | 1        | 5   | 6  | 3  | 6  | 3  | 0   | 1   | 13  |
| VIRGINIA          | 11/16 | *  | 38  | 10    | 18  | .556 | 1     | 4   | .250  | 1           | 1   | 1.000 | 1        | 6   | 7  | 3  | 4  | 1  | 0   | 4   | 22  |
| vs Davidson       | 11/19 | *  | 36  | 8     | 15  | .533 | 0     | 2   | .000  | 1           | 5   | .200  | 2        | 8   | 10 | 3  | 6  | 5  | 0   | 3   | 17  |
| vs South Carolina | 11/20 | *  | 40  | 5     | 10  | .500 | 2     | 4   | .500  | 5           | 9   | .556  | 0        | 9   | 9  | 3  | 5  | 5  | 1   | 0   | 17  |
| vs UNC Wilmington | 11/22 | *  | 40  | 9     | 17  | .529 | 1     | 4   | .250  | 9           | 14  | .643  | 2        | 2   | 4  | 1  | 3  | 3  | 0   | 6   | 28  |
| KENT STATE        | 11/25 | *  | 24  | 4     | 5   | .800 | 1     | 2   | 1.000 | 1           | 1   | 1.000 | 0        | 4   | 4  | 1  | 4  | 1  | 0   | 0   | 10  |
| FAU               | 11/27 | *  | 35  | 4     | 13  | .308 | 1     | 7   | .143  | 2           | 2   | 1.000 | 2        | 2   | 4  | 1  | 10 | 2  | 2   | 1   | 11  |
| HAMPTON           | 12/02 | *  | 34  | 5     | 11  | .455 | 3     | 5   | .600  | 0           | 2   | .000  | 0        | 6   | 6  | 4  | 6  | 2  | 0   | 0   | 13  |
| CMU               | 12/13 | *  | 39  | 7     | 18  | .389 | 2     | 5   | .400  | 8           | 8   | 1.000 | 1        | 4   | 5  | 0  | 1  | 5  | 1   | 0   | 24  |

### CAREER STATISTICS

| Season  | GP | GS | Min. | Avg. | Total |      |      | 3-Point |      |      | Free Throws |      |      | Rebounds |      |      |     | Scoring |      |     |     |     |      |      |      |
|---------|----|----|------|------|-------|------|------|---------|------|------|-------------|------|------|----------|------|------|-----|---------|------|-----|-----|-----|------|------|------|
|         |    |    |      |      | FGA   | Pct. | 3FG  | FGA     | Pct. | FT   | FTA         | Pct. | Off. | Def.     | Tot. | Avg. | PF  | FO      | Ast. | TO  | Blk | Stl | Pts. | Avg. |      |
| 2007-08 | 31 | 31 | 1085 | 35.0 | 177   | .385 | .460 | 54      | 153  | .353 | 123         | 162  | .759 | 44       | 99   | 143  | 4.6 | 73      | 3    | 86  | 70  | 8   | 47   | 531  | 17.1 |
| 2008-09 | 31 | 30 | 1161 | 37.5 | 193   | .461 | .419 | 54      | 175  | .309 | 121         | 171  | .708 | 61       | 112  | 173  | 5.6 | 79      | 2    | 122 | 82  | 12  | 41   | 561  | 18.1 |
| 2009-10 | 9  | 9  | 322  | 35.8 | 56    | .118 | .475 | 14      | 41   | .341 | 29          | 44   | .659 | 9        | 46   | 55   | 6.1 | 19      | 0    | 45  | 27  | 4   | 15   | 155  | 17.2 |
| TOTAL   | 71 | 70 | 2568 | 36.2 | 426   | .464 | .442 | 122     | 369  | .331 | 273         | 377  | .724 | 114      | 257  | 371  | 5.2 | 171     | 5    | 253 | 179 | 24  | 103  | 1247 | 17.6 |



# RYAN KARDOK

Senior | Guard | 6-3 | 188

## # 13

Parkland, Fla. | Broward Community College | Stoneman Douglas HS

**2009-10:** Saw his first action of the season against Virginia (11/13) ... Played a career-high 10 minutes and had his first steal at USF against Kent State (11/25) ... Added a steal and a rebound against Hampton (12/2).

**2008-09:** Walk-on who joined the team just before the start of the season ... Appeared in nine games, making his debut 11/25 vs. High Point ... Had his first career rebound vs. High Point and his first career assist 2/18 vs. Georgetown.

**Prior to USF:** Played two years at Broward Community College... Attended Stoneman Douglas High School in Parkland, Fla., where he averaged 17 points and six assists per game as a senior.

**Personal:** Son of Martha and Tim Kardok ... Has one older brother, Chris, and one younger sister, Katie... Born March 30, 1988... Majoring in finance.

| 2008-09       |   |   |   |
|---------------|---|---|---|
| Opposition    | P | R | A |
| High Point    | 0 | 1 | 0 |
| at UAB        | 0 | 0 | 0 |
| vs. Oral Rob. | 0 | 1 | 0 |
| Louisville    | 0 | 1 | 0 |
| at DePaul     | 0 | 0 | 0 |
| at Louisville | 0 | 0 | 0 |
| Georgetown    | 0 | 0 | 1 |
| at UConn      | 0 | 1 | 0 |
| Cincinnati    | 0 | 0 | 0 |

### Kardok Season / Career Highs

**Points**  
Season: —  
Career: —

**Rebounds**  
Season: 1, vs. Hampton (12/2/09)  
Career: 1 (5), last vs. Hampton (12/2/09)

**Assists**  
Season: 1, vs. Kent State (11/25/09)  
Career: 1 (2), last vs. Kent State (11/25/09)

**Steals**  
Season: 1 (2), last vs. Hampton (12/2/09)  
Career: 1 (2), last vs. Hampton (12/2/09)

**Blocked Shots**  
Season: —  
Career: 1, vs. Louisville (1/7/09)

**Field Goals**  
Season: —  
Career: —

**Field Goal Attempts**  
Season: 1 (2), last vs. Hampton (12/2/09)  
Career: 1 (4), last vs. Hampton (12/2/09)

**Free Throws**  
Season: —  
Career: —

**Free Throw Attempts**  
Season: —  
Career: —

**3-Point Field Goals**  
Season: —  
Career: —

**3-Point Field Goal Attempts**  
Season: —  
Career: 1, vs. High Point (11/25/08)

**Foul Disqualifications**  
Season: —  
Career: —

**Minutes**  
Season: 10, vs. Kent State (11/25/09)  
Career: 10, vs. Kent State (11/25/09)

| Opponent           | Date  | GS | Min | FG | TOTAL |      | 3FG | 3-PTS |     | FREE THROWS |     |     | REBOUNDS |     |     | PF | A | TO | Blk | Stl | Pts |
|--------------------|-------|----|-----|----|-------|------|-----|-------|-----|-------------|-----|-----|----------|-----|-----|----|---|----|-----|-----|-----|
|                    |       |    |     |    | FGA   | Pct  |     | FGA   | Pct | FT          | FTA | Pct | Off      | Def | Tot |    |   |    |     |     |     |
| at SMU             | 11/13 |    |     |    |       |      |     |       |     |             |     |     |          |     |     |    |   |    |     |     |     |
| VIRGINIA           | 11/16 | —  | 1   | 0  | 0     | —    | 0   | 0     | —   | 0           | 0   | —   | 0        | 0   | 0   | 0  | 0 | 0  | 0   | 0   |     |
| vs. Davidson       | 11/19 |    |     |    |       |      |     |       |     |             |     |     |          |     |     |    |   |    |     |     |     |
| vs. South Carolina | 11/20 |    |     |    |       |      |     |       |     |             |     |     |          |     |     |    |   |    |     |     |     |
| vs. UNC Wilmington | 11/22 |    |     |    |       |      |     |       |     |             |     |     |          |     |     |    |   |    |     |     |     |
| KENT STATE         | 11/25 | —  | 10  | 0  | 1     | .000 | 0   | 0     | —   | 0           | 0   | —   | 0        | 0   | 0   | 2  | 1 | 1  | 0   | 1   | 0   |
| FAU                | 11/27 | —  | 3   | 0  | 0     | —    | 0   | 0     | —   | 0           | 0   | —   | 0        | 0   | 0   | 0  | 0 | 1  | 0   | 0   | 0   |
| HAMPTON            | 12/02 | —  | 7   | 0  | 1     | .000 | 0   | 0     | —   | 0           | 0   | —   | 0        | 1   | 1   | 0  | 0 | 0  | 0   | 1   | 0   |
| CMU                | 12/13 |    |     |    |       |      |     |       |     |             |     |     |          |     |     |    |   |    |     |     |     |

### CAREER STATISTICS

| Season  | GP | GS | Min. | Avg. | Total |     |      | 3-Point |     |      | Free Throws |     |      | Rebounds |      |      |      | Scoring |    |      |    |     |     |      |      |
|---------|----|----|------|------|-------|-----|------|---------|-----|------|-------------|-----|------|----------|------|------|------|---------|----|------|----|-----|-----|------|------|
|         |    |    |      |      | FG    | FGA | Pct. | FG      | FGA | Pct. | FT          | FTA | Pct. | Off.     | Def. | Tot. | Avg. | PF      | FO | Ast. | TO | Blk | Stl | Pts. | Avg. |
| 2008-09 | 9  | 0  | 20   | 2.2  | 0     | 2   | .000 | 0       | 1   | .000 | 0           | 0   | —    | 0        | 4    | 4    | 0.4  | 1       | 0  | 1    | 0  | 1   | 0   | 0    | 0.0  |
| 2009-10 | 4  | 0  | 21   | 5.3  | 0     | 2   | .000 | 0       | 0   | —    | 0           | 0   | —    | 0        | 1    | 1    | 0.3  | 2       | 0  | 1    | 2  | 0   | 2   | 0    | 0.0  |
| Totals  | 13 | 0  | 41   | 3.2  | 0     | 4   | .000 | 0       | 1   | .000 | 0           | 0   | —    | 0        | 5    | 5    | 0.4  | 3       | 0  | 2    | 2  | 1   | 2   | 0    | 0.0  |





# JUSTIN LEEMOW

Sophomore | Guard | 6-1 | 180

# # 5

Brooklyn, N.Y. | Mt. Zion Christian Academy - N.C. | The Patterson School - N.C. | Xavierian HS

## Leemow Season / Career Highs

### Points

Season: 9, vs. Virginia (11/16/09)  
 Career: 9 (3), last vs. Virginia (11/16/09)

### Rebounds

Season: 3, vs. Kent State (11/25/09)  
 Career: 6, vs. DePaul (1/20/09)

### Assists

Season: 3 (3), last vs. CMU (12/13/09)  
 Career: 4, vs. Cincinnati (3/3/09)

### Steals

Season: 2 (4), last vs. CMU (12/13/09)  
 Career: 3 (2), last vs. Cincinnati (3/3/09)

### Blocked Shots

Season: 1 (2), last vs. CMU (12/13/09)  
 Career: 1 (3), last vs. CMU (12/13/09)

### Field Goals

Season: 3, vs. Virginia (11/16/09)  
 Career: 3 (3), last vs. Virginia (11/16/09)

### Field Goal Attempts

Season: 6, vs. UNC Wilmington (11/22/09)  
 Career: 8, vs. Cincinnati (3/3/09)

### Free Throws

Season: —  
 Career: 1 (5), last at Rutgers (3/7/09)

### Free Throw Attempts

Season: 1 (3), last vs. UNC Wilmington (11/22/09)  
 Career: 2 (5), last at Rutgers (3/7/09)

### 3-Point Field Goals

Season: 3, vs. Virginia (11/16/09)  
 Career: 3 (3), last vs. Virginia (11/16/09)

### 3-Point Field Goal Attempts

Season: 4 (3), vs. Kent State (11/25/09)  
 Career: 8, vs. Cincinnati (3/3/09)

### Foul Disqualifications

Season: 2, 2009-10  
 Career: 2, 2009-10

### Minutes

Season: 31, vs. CMU (12/13/09)  
 Career: 38, vs. Seton Hall (3/10/09)

| Opposition       | 2008-09 |   |   |
|------------------|---------|---|---|
|                  | P       | R | A |
| SMU              | 3       | 2 | 1 |
| at Virginia      | 0       | 1 | 2 |
| High Point       | 0       | 1 | 1 |
| Northeastern     | 0       | 1 | 1 |
| at UAB           | 9       | 3 | 1 |
| at UCF           | 0       | 2 | 0 |
| Niagara          | 0       | 0 | 2 |
| vs. Vanderbilt   | 0       | 0 | 0 |
| vs. Murray St.   | 1       | 2 | 1 |
| vs. Wright St.   | 1       | 1 | 0 |
| vs. Oral Rob.    | 2       | 1 | 2 |
| Iona             | 3       | 0 | 2 |
| Syacuse          | 0       | 0 | 0 |
| Louisville       | 0       | 0 | 1 |
| at DePaul        | 2       | 0 | 0 |
| at Pittsburgh    | 0       | 1 | 0 |
| at West Virginia | 0       | 0 | 1 |
| DePaul           | 6       | 6 | 1 |
| Villanova        | 0       | 0 | 0 |
| at Louisville    | 0       | 0 | 0 |
| at St. John's    | 3       | 2 | 2 |
| Marquette        | 1       | 5 | 3 |
| Providence       | 0       | 1 | 3 |
| at Notre Dame    | 0       | 0 | 0 |
| Georgetown       | 0       | 2 | 0 |
| at UConn         | 0       | 2 | 2 |
| at Seton Hall    | 0       | 1 | 2 |
| West Virginia    | 0       | 0 | 1 |
| Cincinnati       | 9       | 4 | 4 |
| at Rutgers       | 4       | 0 | 1 |
| vs. Seton Hall   | 6       | 0 | 0 |

**2009-10:** Saw 17 minutes of action with two assists at SMU (11/13) ... Tied his career with nine points on 3-3 3-point shooting against Virginia (11/16) ... Added a pair of 3-pointers against Davidson (11/19) ... Made his first start of the season against UNC Wilmington (11/22) ... Added three points, three rebounds and three assists off the bench against Kent State (11/25).

**2008-09:** True freshman who appeared in all 31 games, starting eight ... Averaged 1.6 points, 1.3 rebounds and 1.2 assists ... Made his USF debut in season opener vs. SMU (11/14), playing 14 minutes off the bench ... Made his first career start 12/27 vs. Iona, playing 24 minutes with two assists and not committing a turnover.

**High School:** Spent final year of school at Mt. Zion Christian Academy in Durham, N.C. ... Averaged 13.5 points, 4 assists and 2 steals per game as a member of the post-graduate team ... Also split time on the national team at Mt. Zion ... Coached by Brett Wilson and Tony Fozard at Mt. Zion ... Attended The Patterson School in Lenoir, N.C. for two years and Xavierian High School in Brooklyn, N.Y. for two years prior to Mt. Zion.

**Personal:** Full name is Justin Jude Leemow ... Son of Delia Pollard and Sylvester Leemow ... Has two brothers, Jovan and Jobe, and one adopted brother, Stanley Sylvester ... Born August 1, 1988 ... Name is pronounced Lee-Mow (as in now) ... For his sophomore season, switched jersey number from No. 10 to his high school number of 5.

| Opponent          | Date  | GS | Min | TOTAL |     |      | 3-PTS |     |       | FREE THROWS |     |      | REBOUNDS |     |     | PF | A | TO | Blk | Stl | Pts |
|-------------------|-------|----|-----|-------|-----|------|-------|-----|-------|-------------|-----|------|----------|-----|-----|----|---|----|-----|-----|-----|
|                   |       |    |     | FG    | FGA | Pct  | 3FG   | FGA | Pct   | FT          | FTA | Pct  | Off      | Def | Tot |    |   |    |     |     |     |
| at SMU            | 11/13 | —  | 17  | 0     | 3   | .000 | 0     | 2   | .000  | 0           | 0   | —    | 0        | 1   | 1   | 5  | 0 | 2  | 0   | 2   | 0   |
| VIRGINIA          | 11/16 | —  | 28  | 3     | 4   | .750 | 3     | 3   | 1.000 | 0           | 1   | .000 | 0        | 2   | 2   | 0  | 1 | 0  | 0   | 1   | 9   |
| vs Davidson       | 11/19 | —  | 17  | 2     | 4   | .500 | 2     | 4   | .500  | 0           | 1   | .000 | 0        | 0   | 0   | 1  | 0 | 0  | 0   | 0   | 6   |
| vs South Carolina | 11/20 | —  | 23  | 0     | 3   | .000 | 0     | 1   | .000  | 0           | 0   | —    | 0        | 0   | 0   | 5  | 1 | 1  | 0   | 1   | 0   |
| vs UNC Wilmington | 11/22 | *  | 28  | 2     | 6   | .333 | 0     | 4   | .000  | 0           | 1   | .000 | 0        | 1   | 1   | 2  | 3 | 0  | 0   | 2   | 4   |
| KENT STATE        | 11/25 | —  | 15  | 1     | 5   | .200 | 1     | 4   | .250  | 0           | 0   | —    | 0        | 3   | 3   | 1  | 3 | 1  | 0   | 2   | 3   |
| FAU               | 11/27 | —  | 19  | 1     | 5   | .200 | 1     | 3   | .333  | 0           | 0   | —    | 1        | 0   | 1   | 3  | 0 | 0  | 1   | 1   | 3   |
| HAMPTON           | 12/02 | —  | 14  | 0     | 2   | .000 | 0     | 2   | .000  | 0           | 0   | —    | 1        | 0   | 1   | 3  | 1 | 2  | 0   | 0   | 0   |
| CMU               | 12/13 | *  | 31  | 0     | 3   | .000 | 0     | 2   | .000  | 2           | 5   | .400 | 0        | 2   | 2   | 4  | 3 | 2  | 1   | 2   | 2   |

## CAREER STATISTICS

| Season  | GP | GS | Min. | Avg. | Total |     |      | 3-Point |     |      | Free Throws |     |      | Rebounds |      |      |      | Scoring |    |      |    |     |     |      |      |
|---------|----|----|------|------|-------|-----|------|---------|-----|------|-------------|-----|------|----------|------|------|------|---------|----|------|----|-----|-----|------|------|
|         |    |    |      |      | FG    | FGA | Pct. | FG      | FGA | Pct. | FT          | FTA | Pct. | Off.     | Def. | Tot. | Avg. | PF      | FO | Ast. | TO | Blk | Stl | Pts. | Avg. |
| 2008-09 | 31 | 8  | 486  | 15.7 | 16    | 76  | .211 | 14      | 58  | .241 | 5           | 11  | .455 | 6        | 33   | 39   | 1.3  | 48      | 0  | 37   | 21 | 1   | 18  | 51   | 1.6  |
| 2009-10 | 9  | 2  | 192  | 21.3 | 9     | 35  | .257 | 7       | 25  | .280 | 2           | 8   | .250 | 2        | 9    | 11   | 1.2  | 24      | 2  | 12   | 8  | 2   | 11  | 27   | 3.0  |
| Total   | 40 | 10 | 678  | 17.0 | 25    | 111 | .225 | 21      | 83  | .253 | 7           | 19  | .368 | 8        | 42   | 50   | 1.3  | 72      | 2  | 49   | 29 | 3   | 29  | 78   | 2.0  |



# MIKE MERCER

Senior | Guard | 6-5 | 195

# # 33

Snellville, Ga. | Georgia | South Gwinnett HS

**2009-10:** Posted eight points and three rebounds at SMU (11/13) ... Had six points and three boards against Davidson (11/19) ... Had six points and five rebounds against Kent State (11/25) ... Had a season-high nine points on 4-of-4 shooting with three assists and his first career block against FAU (11/27) ... Had a career-high seven rebounds with seven points and three steals against CMU (12/13).

**2008-09:** Became eligible to play in December, 2008 after transferring from Georgia ... Competed in four games, starting two, before suffering a season-ending knee injury ... Averaged 8.5 points per contest ... Shot .348 from the floor ... Also averaged 2.0 rebounds per game with six assists and six steals.

**2007-08:** Redshirted after transferring on Nov. 27, 2007 from Georgia... Did not play in any games for the Bulldogs in 2007-08.

**2006-07:** Started all 23 games for UGA before suffering a right knee ACL injury that forced him to miss the final 10 games ... Was the second leading scorer on the team at 13.6 points per game ... Had 17 double-digit scoring games ... Prior to his injury, was leading the team in scoring and minutes played and was ranked 18th in the SEC in scoring, 14th in assists (3.6), 8th in steals (1.70) and 13th in assist/turnover ratio (1.43) ... Was named SEC Player of the Week once and came within 2 rebounds against Jacksonville of becoming first UGA player in history to achieve a triple-double.

**2006 Summer:** Spent two weeks touring Dominican Republic with other U.S. collegians.

**2005-06:** As a freshman, averaged 11 points and 3.0 rebounds per game and was named to the Coaches' SEC All-Freshman team ... 11 points per game was second on the squad ... Had 17 double-digit scoring games ... Captured one Freshman-of-the-Week award ... Ranked 8th in the SEC in steals at 1.71 per game.

**High School:** As a high school senior in 2005, was rated the No. 5 point guard in the country by Rivals.com and No. 22 overall ... Was rated No. 44 overall by Scout.com ... Averaged 19.8 points, 8.1 assists and 6.0 rebounds as a senior, helping South Gwinnett to a 28-3 record and the quarterfinals of the Georgia Class 5A state tournament ... The Comets held a top-10 national ranking throughout most of the season ... As a junior, averaged 18.1 points, when South Gwinnett went 31-2 and won the 5A championship ... Was a backcourt teammate, both at SGHS and for the AAU's Georgia Stars, with current Philadelphia 76er Louis Williams ... Coached by Roger Fleetwood at SGHS.

**Personal:** Criminology major ... Born September 29, 1986 in Anaheim, Calif. ... Full name is Michael Anthony Mercer, Jr.

| 2008-09        |    |   |   |
|----------------|----|---|---|
| Opposition     | P  | R | A |
| Niagara        | 12 | 2 | 0 |
| vs. Vanderbilt | 10 | 2 | 2 |
| vs. Murray St. | 12 | 3 | 3 |
| vs. Wright St. | 0  | 1 | 1 |

## Mercer Season / Career Highs

|  |   |
|--|---|
| <b>Points</b>                                    | Season: 9, vs. FAU (11/27/09)                 |
| Career: 12 (2), last vs. Murray State (12/20/08) |   |
| <b>Rebounds</b>                                  | Season: 7, vs. CMU (12/13/09)                 |
| Career: 7, vs. CMU (12/13/09)                    |   |
| <b>Assists</b>                                   | Season: 3, vs. FAU (11/27/09)                 |
| Career: 3 (2), last vs. FAU (11/27/09)           |   |
| <b>Steals</b>                                    | Season: 3 (2), last vs. CMU (12/13/09)        |
| Career: 3 (3), last vs. CMU (12/13/09)           |   |
| <b>Blocked Shots</b>                             | Season: 1, vs. FAU (11/27/09)                 |
| Career: 1, vs. FAU (11/27/09)                    |   |
| <b>Field Goals</b>                               | Season: 4, vs. FAU (11/27/09)                 |
| Career: 6 (2), last vs. Murray State (12/20/08)  |   |
| <b>Field Goal Attempts</b>                       | Season: 7 (2), last vs. CMU (12/13/09)        |
| Career: 16, vs. Niagara (12/14/08)               |   |
| <b>Free Throws</b>                               | Season: 1 (2), last vs. Kent State (11/25/09) |
| Career: 1 (3), last vs. Kent State (11/25/09)    |   |
| <b>Free Throw Attempts</b>                       | Season: 2 (3), last vs. Kent State (11/25/09) |
| Career: 2 (4), last vs. Kent State (11/25/09)    |   |
| <b>3-Point Field Goals</b>                       | Season: 2, at SMU (11/13/09)                  |
| Career: 2, at SMU (11/13/09)                     |   |
| <b>3-Point Field Goal Attempts</b>               | Season: 4, vs. CMU (12/13/09)                 |
| Career: 4 (3), last vs. CMU (12/13/09)           |   |
| <b>Foul Disqualifications</b>                    | Season: —                                     |
| Career: —  |   |
| <b>Minutes</b>                                   | Season: 30, vs. CMU (12/13/09)                |
| Career: 39, vs. Niagara (12/14/08)               |   |

| Opponent          | Date  | GS | Min | TOTAL |     |       | 3-PTS |     |       | FREE THROWS |     |      | REBOUNDS |     |     | PF | A | TO | Blk | Stl | Pts |
|-------------------|-------|----|-----|-------|-----|-------|-------|-----|-------|-------------|-----|------|----------|-----|-----|----|---|----|-----|-----|-----|
|                   |       |    |     | FG    | FGA | Pct   | 3FG   | FGA | Pct   | FT          | FTA | Pct  | Off      | Def | Tot |    |   |    |     |     |     |
| at SMU            | 11/13 | *  | 21  | 3     | 6   | .500  | 2     | 3   | .667  | 0           | 1   | .000 | 0        | 3   | 3   | 1  | 0 | 0  | 0   | 2   | 8   |
| VIRGINIA          | 11/16 | *  | 23  | 1     | 3   | .333  | 0     | 1   | .000  | 1           | 2   | .500 | 0        | 4   | 4   | 0  | 0 | 2  | 0   | 0   | 3   |
| vs Davidson       | 11/19 | *  | 29  | 3     | 7   | .429  | 0     | 1   | .000  | 0           | 2   | .000 | 2        | 1   | 3   | 3  | 2 | 1  | 0   | 3   | 6   |
| vs South Carolina | 11/20 | *  | 18  | 1     | 4   | .250  | 0     | 1   | .000  | 0           | 0   | —    | 2        | 2   | 4   | 3  | 0 | 2  | 0   | 0   | 2   |
| vs UNC Wilmington | 11/22 | —  | 22  | 2     | 5   | .400  | 0     | 2   | .000  | 0           | 0   | —    | 0        | 4   | 4   | 0  | 2 | 0  | 0   | 0   | 4   |
| KENT STATE        | 11/25 | *  | 17  | 2     | 5   | .400  | 1     | 3   | .333  | 1           | 2   | .500 | 0        | 5   | 5   | 0  | 0 | 1  | 0   | 1   | 6   |
| FAU               | 11/27 | *  | 21  | 4     | 4   | 1.000 | 1     | 1   | 1.000 | 0           | 0   | —    | 0        | 1   | 1   | 1  | 3 | 1  | 1   | 0   | 9   |
| HAMPTON           | 12/02 | *  | 16  | 2     | 4   | .500  | 1     | 2   | .500  | 0           | 0   | —    | 0        | 2   | 2   | 4  | 2 | 2  | 0   | 2   | 5   |
| CMU               | 12/13 | *  | 30  | 3     | 7   | .429  | 1     | 4   | .250  | 0           | 0   | —    | 1        | 6   | 7   | 2  | 1 | 2  | 0   | 3   | 7   |

## CAREER STATISTICS

| Season  | GP | GS | Min. | Avg. | Total |     |      | 3-Point |     |      | Free Throws |     |      | Rebounds |      |      |      | Scoring |    |      |    |     |     |      |      |
|---------|----|----|------|------|-------|-----|------|---------|-----|------|-------------|-----|------|----------|------|------|------|---------|----|------|----|-----|-----|------|------|
|         |    |    |      |      | FG    | FGA | Pct. | FG      | FGA | Pct. | FT          | FTA | Pct. | Off.     | Def. | Tot. | Avg. | PF      | FO | Ast. | TO | Blk | Stl | Pts. | Avg. |
| 2008-09 | 4  | 2  | 125  | 31.3 | 16    | 46  | .348 | 1       | 14  | .071 | 1           | 3   | .333 | 5        | 3    | 8    | 2.0  | 4       | 0  | 6    | 7  | 0   | 6   | 34   | 8.5  |
| 2009-10 | 9  | 8  | 197  | 21.9 | 21    | 45  | .467 | 6       | 18  | .333 | 2           | 7   | .286 | 5        | 28   | 33   | 3.7  | 14      | 0  | 10   | 11 | 1   | 11  | 50   | 5.6  |
| Total   | 13 | 10 | 322  | 24.8 | 37    | 91  | .407 | 7       | 32  | .219 | 3           | 10  | .300 | 10       | 31   | 41   | 3.2  | 18      | 0  | 16   | 18 | 1   | 17  | 84   | 6.5  |





# SHAUN NORIEGA

Freshman | Guard | 6-4 | 195

# # 22

North Port, Fla. | North Point HS

**2009-10:** Appeared in his first collegiate game at SMU (11/13) ... Hit a 3-pointer with 55 seconds remaining in the second half against South Carolina (11/20) for his first collegiate points ... Added three points and his first collegiate rebound against Kent State (11/25) ... Went 2-of-3 from the 3-point line for six points against FAU (11/27) ... Played a season-high 12 minutes and grabbed two rebounds against Hampton (12/2).

**High School:** Attended North Port High School in North Port, Fla., where he ended his career with a school record 1,952 career points ... Was already the school's all-time leading scorer with 1,282 points prior to his senior year ... Averaged 20.2 points a game as a senior despite facing numerous junk defenses throughout the season ... Also averaged 3.2 rebounds, 2.8 assists and 1.1 steals per game ... Named to the Sarasota Herald All-Area First Team and was named the Charlotte Sun-Herald Area Player of the Year ... Was named MVP of the Manatee-Sarasota Pal Senior Showcase ... Had a single-game season high of 30 and scored 20 or more points 14 times ... Was a Class 5A Third-Team All-State pick as a junior, as well as the 5A Sarasota/Manatee County Player of the Year ... Was also a Charlotte Sun-Herald First-Team All Area selection as a junior and sophomore ... Helped North Port to a 20-7 record as a junior where he averaged 24.1 points and 4.1 rebounds, to go along with 28 assists and 43 steals ... Was MVP of the Suncoast Cup Tournament ... Coached by Curt Allen at North Port ... Played for the Florida Elite AAU squad, coached by Conrad Foss.

**Personal:** Son of Holly Wynne and Gilberto Noriega ... Has three older brothers, Noel, Bryan and Gilberto, and three older sisters, Shirin, Amelia and Gracelia ... Born Oct. 26, 1990 ... Chose USF over Notre Dame, Butler and Washington State ... Signed with USF on Nov. 12, 2008.

## 2009-10 Season Highs

|   |
|---|
| <b>Points</b><br>6, vs. FAU (11/27/09)                      |
| <b>Rebounds</b><br>2, vs. Hampton (12/2/09)                 |
| <b>Assists</b><br>1, vs. Hampton (12/2/09)                  |
| <b>Steals</b><br>—  |
| <b>Blocked Shots</b><br>—                                   |
| <b>Field Goals</b><br>2, vs. FAU (11/27/09)                 |
| <b>Field Goal Attempts</b><br>4, vs. FAU (11/27/09)         |
| <b>Free Throws</b><br>—                                     |
| <b>Free Throw Attempts</b><br>—                             |
| <b>3-Point Field Goals</b><br>2, vs. FAU (11/27/09)         |
| <b>3-Point Field Goal Attempts</b><br>3, vs. FAU (11/27/09) |
| <b>Foul Disqualifications</b><br>—                          |
| <b>Minutes</b><br>12, vs. Hampton (12/2/09)                 |

| Opponent           | Date  | GS | Min | TOTAL |     |       | 3-PTS |     |       | FREE THROWS |     |     | REBOUNDS |     |     | PF | A | TO | Blk | Stl | Pts |
|--------------------|-------|----|-----|-------|-----|-------|-------|-----|-------|-------------|-----|-----|----------|-----|-----|----|---|----|-----|-----|-----|
|                    |       |    |     | FG    | FGA | Pct   | 3FG   | FGA | Pct   | FT          | FTA | Pct | Off      | Def | Tot |    |   |    |     |     |     |
| at SMU             | 11/13 | —  | 1   | 0     | 1   | .000  | 0     | 0   | —     | 0           | 0   | —   | 0        | 0   | 0   | 0  | 0 | 0  | 0   | 0   |     |
| VIRGINIA           | 11/16 | —  | 2   | 0     | 0   | —     | 0     | 0   | —     | 0           | 0   | —   | 0        | 0   | 0   | 0  | 0 | 0  | 0   | 0   |     |
| vs. Davidson       | 11/19 | —  | —   | —     | —   | —     | —     | —   | —     | —           | —   | —   | —        | —   | —   | —  | — | —  | —   | —   |     |
| vs. South Carolina | 11/20 | —  | 2   | 1     | 1   | 1.000 | 1     | 1   | 1.000 | 0           | 0   | —   | 0        | 0   | 0   | 0  | 0 | 0  | 0   | 3   |     |
| vs. UNC Wilmington | 11/22 | —  | —   | —     | —   | —     | —     | —   | —     | —           | —   | —   | —        | —   | —   | —  | — | —  | —   | —   |     |
| KENT STATE         | 11/25 | —  | 10  | 1     | 3   | .333  | 1     | 2   | .500  | 0           | 0   | —   | 0        | 1   | 1   | 0  | 0 | 0  | 0   | 3   |     |
| FAU                | 11/27 | —  | 6   | 2     | 4   | .500  | 2     | 3   | .667  | 0           | 0   | —   | 0        | 0   | 0   | 2  | 0 | 0  | 0   | 6   |     |
| HAMPTON            | 12/02 | —  | 12  | 0     | 2   | .000  | 0     | 2   | .000  | 0           | 0   | —   | 0        | 2   | 2   | 0  | 1 | 0  | 0   | 0   |     |
| CMU                | 12/13 | —  | 3   | 0     | 1   | .000  | 0     | 1   | .000  | 0           | 0   | —   | 0        | 0   | 0   | 0  | 0 | 0  | 0   | 0   |     |

## CAREER STATISTICS

| Season  | GP | GS | Min. | Avg. | Total |     |      | 3-Point |     |      | Free Throws |     |      | Rebounds |      |      |      | Scoring |    |      |    |     |     |      |      |
|---------|----|----|------|------|-------|-----|------|---------|-----|------|-------------|-----|------|----------|------|------|------|---------|----|------|----|-----|-----|------|------|
|         |    |    |      |      | FG    | FGA | Pct. | FG      | FGA | Pct. | FT          | FTA | Pct. | Off.     | Def. | Tot. | Avg. | PF      | FO | Ast. | TO | Blk | Stl | Pts. | Avg. |
| 2009-10 | 7  | 0  | 36   | 5.1  | 4     | 12  | .333 | 4       | 9   | .444 | 0           | 0   | —    | 0        | 3    | 3    | 0.4  | 2       | 0  | 1    | 0  | 0   | 0   | 12   | 1.7  |



# ALEX RIVAS

Senior | Center | 6-10 | 230

# # 11

Santiago, Dominican Republic | Pratt Community College - Kan. | Laurinburg Prep - N.C. | Colegio Fausto Jimenez HS - D.R.

**2009-10:** In September, underwent bilateral tibial surgical revision to replace metal rods in both of his lower legs ... Expected to return to the court in December.

**2008-09:** Appeared in 30 of 31 games, starting 14 ... Averaged 4.2 points and 4.7 rebounds, good for second on the team ... Was also second on the team with 15 blocked shots ... Made his first career start 11/29 vs. Northeastern ... Is still not 100 percent after off-season surgery in May to place rods in both tibias.

**Pratt CC:** Coached by Trevor Rolfs at Pratt where he earned 2008 KJCCC All-Jayhawk West second team honors after averaging 8.7 points, 12.1 rebounds and 3.1 blocks for the season ... His 12 rebounds per game ranked sixth nationally in junior college ... Had a 19 rebound game, two 17 rebound games and two 16 rebound games as a sophomore ... Averaged 5.1 points, 9.3 rebounds and 3.0 blocks per game as a freshman at Pratt

**High School:** Attended Laurinburg Prep in Laurinburg, N.C. prior to Pratt and also attended Colegio Fausto Jimenez High School in Dominican Republic... Coached by Kenny Gillian as a member of the Team Breakdown AAU program.

**Personal:** Undecided on major ... Son of Alejandro Rivas and Josefina Sanchez ... Born November 4, 1986 ... Chose USF over Baylor, Nebraska, West Virginia, Tennessee Tech, Florida Atlantic, SMU and Texas Tech.

| Opposition       | 2008-09 |     |    |
|------------------|---------|-----|----|
|                  | P       | R   | A  |
| SMU              | 8       | 6   | 0  |
| at Virginia      | 10      | 9   | 0  |
| High Point       | 4       | 2   | 0  |
| Northeastern     | 6       | 6   | 0  |
| at UAB           | 0       | 4   | 0  |
| at UCF           | 0       | 7   | 0  |
| Niagara          | 0       | 1   | 0  |
| vs. Vanderbilt   | 0       | 0   | 0  |
| vs. Murray St.   | 0       | 1   | 0  |
| vs. Wright St.   | 2       | 4   | 0  |
| vs. Oral Rob.    | 8       | 7   | 0  |
| Iona             | 2       | 1   | 0  |
| Syacuse          | 4       | 5   | 0  |
| Louisville       | 0       | 2   | 0  |
| at DePaul        | 2       | 4   | 0  |
| at Pittsburgh    | 0       | 1   | 0  |
| at West Virginia | 0       | 0   | 0  |
| DePaul           | --      | DNP | -- |
| Villanova        | 0       | 2   | 0  |
| at Louisville    | 7       | 5   | 0  |
| at St. John's    | 1       | 6   | 0  |
| Marquette        | 4       | 9   | 0  |
| Providence       | 0       | 7   | 0  |
| at Notre Dame    | 8       | 9   | 0  |
| Georgetown       | 9       | 6   | 0  |
| at UConn         | 6       | 5   | 0  |
| at Seton Hall    | 18      | 11  | 1  |
| West Virginia    | 4       | 4   | 0  |
| Cincinnati       | 10      | 4   | 1  |
| at Rutgers       | 5       | 6   | 1  |
| vs. Seton Hall   | 7       | 6   | 0  |

### Rivas Season / Career Highs

|   |
|---|
| <b>Points</b>                               |
| Season: —                                   |
| Career: 18, at Seton Hall (2/25/09)         |
| <b>Rebounds</b>                             |
| Season: —                                   |
| Career: 11, at Seton Hall (2/25/09)         |
| <b>Assists</b>                              |
| Season: —                                   |
| Career: 1 (3), last at Rutgers (3/7/09)     |
| <b>Steals</b>                               |
| Season: —                                   |
| Career: 3 (2), last at UConn (2/21/09)      |
| <b>Blocked Shots</b>                        |
| Season: —                                   |
| Career: 3 (2), last at St. John's (2/1/09)  |
| <b>Field Goals</b>                          |
| Season: —                                   |
| Career: 7, at Seton Hall (2/25/09)          |
| <b>Field Goal Attempts</b>                  |
| Season: —                                   |
| Career: 11, at Seton Hall (2/25/09)         |
| <b>Free Throws</b>                          |
| Season: —                                   |
| Career: 4 (2), last vs. Cincinnati (3/3/09) |
| <b>Free Throw Attempts</b>                  |
| Season: —                                   |
| Career: 5 (2), last at Rutgers (3/7/09)     |
| <b>3-Point Field Goals</b>                  |
| Season: —                                   |
| Career: —                                   |
| <b>3-Point Field Goal Attempts</b>          |
| Season: —                                   |
| Career: —                                   |
| <b>Foul Disqualifications</b>               |
| Season: —                                   |
| Career: —                                   |
| <b>Minutes</b>                              |
| Season: —                                   |
| Career: 34 (2), last at Rutgers (3/7/09)    |

| Opponent           | Date  | GS | Min | FG | TOTAL |     | 3-PTS |     |     | FREE THROWS |     |     | REBOUNDS |     |     | PF | A | TO | Blk | Stl | Pts |
|--------------------|-------|----|-----|----|-------|-----|-------|-----|-----|-------------|-----|-----|----------|-----|-----|----|---|----|-----|-----|-----|
|                    |       |    |     |    | FGA   | Pct | 3FG   | FGA | Pct | FT          | FTA | Pct | Off      | Def | Tot |    |   |    |     |     |     |
| at SMU             | 11/13 |    |     |    |       |     |       |     |     |             |     |     |          |     |     |    |   |    |     |     |     |
| vs. Virginia       | 11/16 |    |     |    |       |     |       |     |     |             |     |     |          |     |     |    |   |    |     |     |     |
| vs. Davidson       | 11/19 |    |     |    |       |     |       |     |     |             |     |     |          |     |     |    |   |    |     |     |     |
| vs. South Carolina | 11/20 |    |     |    |       |     |       |     |     |             |     |     |          |     |     |    |   |    |     |     |     |
| vs. UNC Wilmington | 11/22 |    |     |    |       |     |       |     |     |             |     |     |          |     |     |    |   |    |     |     |     |

### CAREER STATISTICS

| Season  | GP | GS | Min. | Avg. | FG | Total |      | 3-Point |     |      | Free Throws |     |      | Rebounds |      |      |      | Scoring |    |      |    |     |     |      |      |
|---------|----|----|------|------|----|-------|------|---------|-----|------|-------------|-----|------|----------|------|------|------|---------|----|------|----|-----|-----|------|------|
|         |    |    |      |      |    | FGA   | Pct. | FG      | FGA | Pct. | FT          | FTA | Pct. | Off.     | Def. | Tot. | Avg. | PF      | FO | Ast. | TO | Blk | Stl | Pts. | Avg. |
| 2008-09 | 30 | 14 | 534  | 17.8 | 49 | 92    | .533 | 0       | 0   | .000 | 27          | 47  | .574 | 41       | 99   | 140  | 4.7  | 71      | 0  | 3    | 36 | 15  | 18  | 125  | 4.2  |



USF 2009-10 Men's Basketball  
 University of South Florida Season/Career Statistics (as of Dec 15, 2009)  
 All games

| SUMMARY              | SEASON STATISTICS |       |      |      |      |     |     |     |     |       | CAREER STATISTICS |       |      |      |      |     |     |     |     |       |
|----------------------|-------------------|-------|------|------|------|-----|-----|-----|-----|-------|-------------------|-------|------|------|------|-----|-----|-----|-----|-------|
|                      | GP-GS             | Min/G | FG%  | 3PT% | FT%  | R/G | A/G | STL | BLK | PTS/G | GP-GS             | Min/G | FG%  | 3PT% | FT%  | R/G | A/G | STL | BLK | PTS/G |
| GILCHRIST, Augustus. | 8-8               | 30.6  | .540 | .727 | .814 | 7.4 | 0.8 | 4   | 11  | 18.8  | 33-20             | 25.8  | .440 | .407 | .669 | 5.2 | 0.5 | 11  | 35  | 12.3  |
| JONES, Dominique.... | 9-9               | 35.8  | .475 | .341 | .659 | 6.1 | 5.0 | 15  | 4   | 17.2  | 71-70             | 36.2  | .442 | .331 | .724 | 5.2 | 3.6 | 103 | 24  | 17.6  |
| FAMOUS, Jarrid.....  | 9-9               | 30.9  | .590 | .000 | .595 | 6.9 | 0.7 | 2   | 4   | 10.8  | 9-9               | 30.9  | .590 | .000 | .595 | 6.9 | 0.7 | 2   | 4   | 10.8  |
| HOWARD, Chris.....   | 9-9               | 33.1  | .491 | .304 | .750 | 2.8 | 4.4 | 5   | 3   | 9.0   | 85-81             | 32.8  | .392 | .297 | .650 | 3.6 | 4.7 | 83  | 14  | 7.8   |
| MERCER, Mike.....    | 9-8               | 21.9  | .467 | .333 | .286 | 3.7 | 1.1 | 11  | 1   | 5.6   | 13-10             | 24.8  | .407 | .219 | .300 | 3.2 | 1.2 | 17  | 1   | 6.5   |
| FITZPATRICK, Toarlyn | 9-0               | 17.4  | .469 | .000 | .500 | 3.9 | 0.6 | 4   | 5   | 3.9   | 9-0               | 17.4  | .469 | .000 | .500 | 3.9 | 0.6 | 4   | 5   | 3.9   |
| LEEMOW, Justin.....  | 9-2               | 21.3  | .257 | .280 | .250 | 1.2 | 1.3 | 11  | 2   | 3.0   | 40-10             | 17.0  | .225 | .253 | .368 | 1.3 | 1.2 | 29  | 3   | 2.0   |
| NORIEGA, Shaun.....  | 7-0               | 5.1   | .333 | .444 | .000 | 0.4 | 0.1 | 0   | 0   | 1.7   | 7-0               | 5.1   | .333 | .444 | .000 | 0.4 | 0.1 | 0   | 0   | 1.7   |
| BURWELL, Mike.....   | 6-0               | 4.5   | .250 | .500 | .500 | 0.7 | 0.3 | 0   | 0   | 1.5   | 6-0               | 4.5   | .250 | .500 | .500 | 0.7 | 0.3 | 0   | 0   | 1.5   |
| DUMARS, Jordan.....  | 6-0               | 4.5   | .250 | .250 | .000 | 0.0 | 0.0 | 0   | 0   | 1.0   | 6-0               | 4.5   | .250 | .250 | .000 | 0.0 | 0.0 | 0   | 0   | 1.0   |
| KARDOK, Ryan.....    | 4-0               | 5.3   | .000 | .000 | .000 | 0.3 | 0.3 | 2   | 0   | 0.0   | 13-0              | 3.2   | .000 | .000 | .000 | 0.4 | 0.2 | 2   | 1   | 0.0   |

| SCORING              | SEASON STATISTICS |      |         |      |        |      |     |       | CAREER STATISTICS |      |         |      |         |      |      |       |
|----------------------|-------------------|------|---------|------|--------|------|-----|-------|-------------------|------|---------|------|---------|------|------|-------|
|                      | FG-FGA            | FG%  | 3FG-FGA | 3PT% | FT-FTA | FT%  | PTS | PTS/G | FG-FGA            | FG%  | 3FG-FGA | 3PT% | FT-FTA  | FT%  | PTS  | PTS/G |
| GILCHRIST, Augustus. | 47-87             | .540 | 8-11    | .727 | 48-59  | .814 | 150 | 18.8  | 146-332           | .440 | 22-54   | .407 | 91-136  | .669 | 405  | 12.3  |
| JONES, Dominique.... | 56-118            | .475 | 14-41   | .341 | 29-44  | .659 | 155 | 17.2  | 426-964           | .442 | 122-369 | .331 | 273-377 | .724 | 1247 | 17.6  |
| FAMOUS, Jarrid.....  | 36-61             | .590 | 0-0     | .000 | 25-42  | .595 | 97  | 10.8  | 36-61             | .590 | 0-0     | .000 | 25-42   | .595 | 97   | 10.8  |
| HOWARD, Chris.....   | 28-57             | .491 | 7-23    | .304 | 18-24  | .750 | 81  | 9.0   | 221-564           | .392 | 46-155  | .297 | 173-266 | .650 | 661  | 7.8   |
| MERCER, Mike.....    | 21-45             | .467 | 6-18    | .333 | 2-7    | .286 | 50  | 5.6   | 37-91             | .407 | 7-32    | .219 | 3-10    | .300 | 84   | 6.5   |
| FITZPATRICK, Toarlyn | 15-32             | .469 | 0-1     | .000 | 5-10   | .500 | 35  | 3.9   | 15-32             | .469 | 0-1     | .000 | 5-10    | .500 | 35   | 3.9   |
| LEEMOW, Justin.....  | 9-35              | .257 | 7-25    | .280 | 2-8    | .250 | 27  | 3.0   | 25-111            | .225 | 21-83   | .253 | 7-19    | .368 | 78   | 2.0   |
| NORIEGA, Shaun.....  | 4-12              | .333 | 4-9     | .444 | 0-0    | .000 | 12  | 1.7   | 4-12              | .333 | 4-9     | .444 | 0-0     | .000 | 12   | 1.7   |
| BURWELL, Mike.....   | 3-12              | .250 | 2-4     | .500 | 1-2    | .500 | 9   | 1.5   | 3-12              | .250 | 2-4     | .500 | 1-2     | .500 | 9    | 1.5   |
| DUMARS, Jordan.....  | 2-8               | .250 | 2-8     | .250 | 0-0    | .000 | 6   | 1.0   | 2-8               | .250 | 2-8     | .250 | 0-0     | .000 | 6    | 1.0   |
| KARDOK, Ryan.....    | 0-2               | .000 | 0-0     | .000 | 0-0    | .000 | 0   | 0.0   | 0-4               | .000 | 0-1     | .000 | 0-0     | .000 | 0    | 0.0   |

| TOTALS               | SEASON STATISTICS |       |       |    |    |    |    |      | CAREER STATISTICS |       |       |     |    |     |     |      |
|----------------------|-------------------|-------|-------|----|----|----|----|------|-------------------|-------|-------|-----|----|-----|-----|------|
|                      | O-REB             | D-REB | TOTAL | PF | FO | A  | TO | A/TO | O-REB             | D-REB | TOTAL | PF  | FO | A   | TO  | A/TO |
| GILCHRIST, Augustus. | 25                | 34    | 59    | 19 | 0  | 6  | 25 | 0.2  | 67                | 103   | 170   | 75  | 2  | 18  | 67  | 0.3  |
| JONES, Dominique.... | 9                 | 46    | 55    | 19 | 0  | 45 | 27 | 1.7  | 114               | 257   | 371   | 171 | 5  | 253 | 179 | 1.4  |
| FAMOUS, Jarrid.....  | 21                | 41    | 62    | 22 | 0  | 6  | 18 | 0.3  | 21                | 41    | 62    | 22  | 0  | 6   | 18  | 0.3  |
| HOWARD, Chris.....   | 7                 | 18    | 25    | 14 | 0  | 40 | 15 | 2.7  | 75                | 232   | 307   | 178 | 2  | 400 | 219 | 1.8  |
| MERCER, Mike.....    | 5                 | 28    | 33    | 14 | 0  | 10 | 11 | 0.9  | 10                | 31    | 41    | 18  | 0  | 16  | 18  | 0.9  |
| FITZPATRICK, Toarlyn | 13                | 22    | 35    | 20 | 0  | 5  | 12 | 0.4  | 13                | 22    | 35    | 20  | 0  | 5   | 12  | 0.4  |
| LEEMOW, Justin.....  | 2                 | 9     | 11    | 24 | 2  | 12 | 8  | 1.5  | 8                 | 42    | 50    | 72  | 2  | 49  | 29  | 1.7  |
| NORIEGA, Shaun.....  | 0                 | 3     | 3     | 2  | 0  | 1  | 0  | 0.0  | 0                 | 3     | 3     | 2   | 0  | 1   | 0   | 0.0  |
| BURWELL, Mike.....   | 2                 | 2     | 4     | 6  | 0  | 2  | 0  | 0.0  | 2                 | 2     | 4     | 6   | 0  | 2   | 0   | 0.0  |
| DUMARS, Jordan.....  | 0                 | 0     | 0     | 5  | 0  | 0  | 0  | 0.0  | 0                 | 0     | 0     | 5   | 0  | 0   | 0   | 0.0  |
| KARDOK, Ryan.....    | 0                 | 1     | 1     | 2  | 0  | 1  | 2  | 0.5  | 0                 | 5     | 5     | 3   | 0  | 2   | 2   | 1.0  |

USF 2009-10 Men's Basketball  
 University of South Florida Season Schedule/Results & Leaders (as of Dec 14, 2009)  
 All games

|                            |                |              |              |                |
|----------------------------|----------------|--------------|--------------|----------------|
| <b>RECORD:</b>             | <b>OVERALL</b> | <b>HOME</b>  | <b>AWAY</b>  | <b>NEUTRAL</b> |
| <b>ALL GAMES.....</b>      | <b>(7-2)</b>   | <b>(4-1)</b> | <b>(1-0)</b> | <b>(2-1)</b>   |
| <b>CONFERENCE.....</b>     | <b>(0-0)</b>   | <b>(0-0)</b> | <b>(0-0)</b> | <b>(0-0)</b>   |
| <b>NON-CONFERENCE.....</b> | <b>(7-2)</b>   | <b>(4-1)</b> | <b>(1-0)</b> | <b>(2-1)</b>   |

| DATE     | TIME      | OPPONENT             |   | SCORE | ATTEND | HIGH POINTS             | HIGH REBOUNDS                                     |
|----------|-----------|----------------------|---|-------|--------|-------------------------|---|
| 11/13/09 | 7:35 p.m. | at SMU               | W | 67-61 | 2213   | (23)GILCHRIST, Augustus | (9)GILCHRIST, Augustus                            |
| 11/16/09 | 7:45 p.m. | VIRGINIA             | W | 66-49 | 4193   | (22)JONES, Dominique    | (8)GILCHRIST, Augustus<br>(8)FAMOUS, Jarrid       |
| 11/19/09 | 7:00pm    | \$ vs Davidson       | W | 65-58 | 2115   | (21)GILCHRIST, Augustus | (11)FAMOUS, Jarrid                                |
| 11/20/09 | 9:30pm    | \$ vs South Carolina |   | 66-69 | L 2391 | (19)GILCHRIST, Augustus | (9)JONES, Dominique<br>(9)FAMOUS, Jarrid          |
| 11/22/09 | 3:30pm    | \$ vs UNC Wilmington | W | 74-66 | 2531   | (28)JONES, Dominique    | (6)GILCHRIST, Augustus<br>(6)FITZPATRICK, Toarlyn |
| 11/25/09 | 7 p.m.    | KENT STATE           | W | 76-54 | 4189   | (19)GILCHRIST, Augustus | (8)FAMOUS, Jarrid                                 |
| 11/27/09 | 7 p.m.    | FAU                  | W | 78-58 | 4571   | (27)GILCHRIST, Augustus | (9)FAMOUS, Jarrid                                 |
| 12/02/09 | 7 p.m.    | HAMPTON              | W | 74-55 | 2753   | (16)FAMOUS, Jarrid      | (10)FAMOUS, Jarrid                                |
| 12/13/09 | 2 p.m.    | CENTRAL MICHIGAN     |   | 56-59 | L 3364 | (24)JONES, Dominique    | (7)FITZPATRICK, Toarlyn<br>(7)MERCER, Mike        |

\$ = Charleston Classic

% = Las Vegas Holiday Hoops Classic

\* = Conference game

| ATTENDANCE SUMMARY | GAMES | TOTALS | AVG/GAME |
|--------------------|-------|--------|----------|
| HOME.....          | 5     | 19070  | 3814     |
| AWAY.....          | 1     | 2213   | 2213     |
| NEUTRAL.....       | 3     | 7037   | 2346     |
| TOTAL.....         | 9     | 28320  | 3147     |

USF 2009-10 Men's Basketball  
 University of South Florida Season Box Score (as of Dec 14, 2009)  
 All games

|                     |         |       |       |         |
|---------------------|---------|-------|-------|---------|
| RECORD:             | OVERALL | HOME  | AWAY  | NEUTRAL |
| ALL GAMES.....      | (7-2)   | (4-1) | (1-0) | (2-1)   |
| CONFERENCE.....     | (0-0)   | (0-0) | (0-0) | (0-0)   |
| NON-CONFERENCE..... | (7-2)   | (4-1) | (1-0) | (2-1)   |

| ## Player              | GP-GS | Min--Avg | ---TOTAL--- |      | ---3-PTS--- |      | FT-FTA  | Pct  | ---REBOUNDS--- |     |     |      | PF  | FO | A   | TO  | Blk | Stl | Pts | Avg  |
|------------------------|-------|----------|-------------|------|-------------|------|---------|------|----------------|-----|-----|------|-----|----|-----|-----|-----|-----|-----|------|
|                        |       |          | FG-FGA      | Pct  | 3FG-FGA     | Pct  |         |      | Off            | Def | Tot | Avg  |     |    |     |     |     |     |     |      |
| 24 GILCHRIST, Augustus | 8-8   | 245 30.6 | 47-87       | .540 | 8-11        | .727 | 48-59   | .814 | 25             | 34  | 59  | 7.4  | 19  | 0  | 6   | 25  | 11  | 4   | 150 | 18.8 |
| 20 JONES, Dominique... | 9-9   | 322 35.8 | 56-118      | .475 | 14-41       | .341 | 29-44   | .659 | 9              | 46  | 55  | 6.1  | 19  | 0  | 45  | 27  | 4   | 15  | 155 | 17.2 |
| 31 FAMOUS, Jarrid..... | 9-9   | 278 30.9 | 36-61       | .590 | 0-0         | .000 | 25-42   | .595 | 21             | 41  | 62  | 6.9  | 22  | 0  | 6   | 18  | 4   | 2   | 97  | 10.8 |
| 03 HOWARD, Chris.....  | 9-9   | 298 33.1 | 28-57       | .491 | 7-23        | .304 | 18-24   | .750 | 7              | 18  | 25  | 2.8  | 14  | 0  | 40  | 15  | 3   | 5   | 81  | 9.0  |
| 33 MERCER, Mike.....   | 9-8   | 197 21.9 | 21-45       | .467 | 6-18        | .333 | 2-7     | .286 | 5              | 28  | 33  | 3.7  | 14  | 0  | 10  | 11  | 1   | 11  | 50  | 5.6  |
| 32 FITZPATRICK, Toarly | 9-0   | 157 17.4 | 15-32       | .469 | 0-1         | .000 | 5-10    | .500 | 13             | 22  | 35  | 3.9  | 20  | 0  | 5   | 12  | 5   | 4   | 35  | 3.9  |
| 05 LEEMOW, Justin..... | 9-2   | 192 21.3 | 9-35        | .257 | 7-25        | .280 | 2-8     | .250 | 2              | 9   | 11  | 1.2  | 24  | 2  | 12  | 8   | 2   | 11  | 27  | 3.0  |
| 22 NORIEGA, Shaun..... | 7-0   | 36 5.1   | 4-12        | .333 | 4-9         | .444 | 0-0     | .000 | 0              | 3   | 3   | 0.4  | 2   | 0  | 1   | 0   | 0   | 0   | 12  | 1.7  |
| 23 BURWELL, Mike.....  | 6-0   | 27 4.5   | 3-12        | .250 | 2-4         | .500 | 1-2     | .500 | 2              | 2   | 4   | 0.7  | 6   | 0  | 2   | 0   | 0   | 0   | 9   | 1.5  |
| 04 DUMARS, Jordan..... | 6-0   | 27 4.5   | 2-8         | .250 | 2-8         | .250 | 0-0     | .000 | 0              | 0   | 0   | 0.0  | 5   | 0  | 0   | 0   | 0   | 0   | 6   | 1.0  |
| 13 KARDOK, Ryan.....   | 4-0   | 21 5.3   | 0-2         | .000 | 0-0         | .000 | 0-0     | .000 | 0              | 1   | 1   | 0.3  | 2   | 0  | 1   | 2   | 0   | 2   | 0   | 0.0  |
| TEAM.....              |       |          |             |      |             |      |         |      |                | 17  | 23  | 40   | 4.4 | 0  |     | 4   |     |     | 0   |      |
| Total.....             | 9     | 1800     | 221-469     | .471 | 50-140      | .357 | 130-196 | .663 | 101            | 227 | 328 | 36.4 | 147 | 2  | 128 | 122 | 30  | 54  | 622 | 69.1 |
| Opponents.....         | 9     | 1800     | 195-512     | .381 | 45-157      | .287 | 94-149  | .631 | 119            | 186 | 305 | 33.9 | 160 | -  | 84  | 118 | 27  | 47  | 529 | 58.8 |

|                                |       |       |       |
|--------------------------------|-------|-------|-------|
| SCORE BY PERIODS:              | 1st   | 2nd   | Total |
| -----                          | ----- | ----- | ----- |
| University of South Florida... | 302   | 320   | - 622 |
| Opponents.....                 | 241   | 288   | - 529 |

|                                |       |       |       |
|--------------------------------|-------|-------|-------|
| DEADBALL REBOUNDS:             | OFF   | DEF   | TOTAL |
| -----                          | ----- | ----- | ----- |
| University of South Florida... | 27    | 0     | 27    |
| Opponents.....                 | 26    | 0     | 26    |

USF 2009-10 Men's Basketball  
 University of South Florida Overall Team Statistics (as of Dec 14, 2009)  
 All games

| TEAM STATISTICS         | USF     | OPP     |
|-------------------------|---------|---------|
| SCORING.....            | 622     | 529     |
| Points per game.....    | 69.1    | 58.8    |
| Scoring margin.....     | +10.3   | -       |
| FIELD GOALS-ATT.....    | 221-469 | 195-512 |
| Field goal pct.....     | .471    | .381    |
| 3 POINT FG-ATT.....     | 50-140  | 45-157  |
| 3-point FG pct.....     | .357    | .287    |
| 3-pt FG made per game.. | 5.6     | 5.0     |
| FREE THROWS-ATT.....    | 130-196 | 94-149  |
| Free throw pct.....     | .663    | .631    |
| F-Throws made per game. | 14.4    | 10.4    |
| REBOUNDS.....           | 328     | 305     |
| Rebounds per game.....  | 36.4    | 33.9    |
| Rebounding margin.....  | +2.6    | -       |
| ASSISTS.....            | 128     | 84      |
| Assists per game.....   | 14.2    | 9.3     |
| TURNOVERS.....          | 122     | 118     |
| Turnovers per game..... | 13.6    | 13.1    |
| Turnover margin.....    | -0.4    | -       |
| Assist/turnover ratio.. | 1.0     | 0.7     |
| STEALS.....             | 54      | 47      |
| Steals per game.....    | 6.0     | 5.2     |
| BLOCKS.....             | 30      | 27      |
| Blocks per game.....    | 3.3     | 3.0     |
| WINNING STREAK.....     | 0       | -       |
| Home win streak.....    | 0       | -       |
| ATTENDANCE.....         | 19070   | 9250    |
| Home games-Avg/Game.... | 5-3814  | 1-2213  |
| Neutral site-Avg/Game.. | -       | 3-2346  |

| SCORE BY PERIODS:              | 1st | 2nd | Total |
|--------------------------------|-----|-----|-------|
| University of South Florida... | 302 | 320 | - 622 |
| Opponents.....                 | 241 | 288 | - 529 |

USF 2009-10 Men's Basketball  
 University of South Florida Team Game-by-Game Comparison (as of Dec 14, 2009)  
 All games

| Opponent              | 1st   | 2nd   | Score   | Mar | Total FG    | FG Pct      | 3-Pointers  | 3FG Pct     | Free Throws | FT Pct      | Rebounds    | Ass         |
|-----------------------|-------|-------|---------|-----|-------------|-------------|-------------|-------------|-------------|-------------|-------------|-------------|
| -----                 | --/-- | --/-- | ---/--- | --- | -----/----- | -----/----- | -----/----- | -----/----- | -----/----- | -----/----- | -----/----- | -----/----- |
| SMU.....              | 29/32 | 38/29 | 67-61   | +6  | 23-47/23-53 | .489/.434   | 6-17/ 4-14  | .353/.286   | 15-21/11-17 | .714/.647   | 31/31       | - 13/       |
| VIRGINIA.....         | 31/27 | 35/22 | 66-49   | +17 | 24-45/17-52 | .533/.327   | 5-11/ 2-12  | .455/.167   | 13-18/13-17 | .722/.765   | 35/24       | +11 11/     |
| Davidson.....         | 28/23 | 37/35 | 65-58   | +7  | 20-49/22-60 | .408/.367   | 3-11/ 6-23  | .273/.261   | 22-34/ 8-11 | .647/.727   | 43/34       | +9 11/      |
| South Carolina.....   | 35/29 | 31/40 | 66-69   | (3) | 21-48/23-62 | .438/.371   | 5-13/ 2-17  | .385/.118   | 19-27/21-30 | .704/.700   | 37/39       | (2) 11/     |
| UNC Wilmington.....   | 37/32 | 37/34 | 74-66   | +8  | 28-54/28-59 | .519/.475   | 1-12/ 4-15  | .083/.267   | 17-28/ 6-10 | .607/.600   | 29/37       | (8) 12/     |
| KENT STATE.....       | 41/20 | 35/34 | 76-54   | +22 | 31-61/23-64 | .508/.359   | 9-22/ 4-15  | .409/.267   | 5-8 / 4-10  | .625/.400   | 40/36       | +4 21/      |
| FAU.....              | 35/29 | 43/29 | 78-58   | +20 | 28-57/20-59 | .491/.339   | 10-21/ 7-17 | .476/.412   | 12-17/11-15 | .706/.733   | 38/35       | +3 19/      |
| HAMPTON.....          | 35/19 | 39/36 | 74-55   | +19 | 28-61/19-49 | .459/.388   | 7-18/ 5-17  | .389/.294   | 11-21/12-29 | .524/.414   | 43/33       | +10 20/     |
| CENTRAL MICHIGAN..... | 31/30 | 25/29 | 56-59   | (3) | 18-47/20-54 | .383/.370   | 4-15/11-27  | .267/.407   | 16-22/ 8-10 | .727/.800   | 32/36       | (4) 10/     |

Note: Game totals are displayed in the format TEAM/OPPONENT for each category

USF 2009-10 Men's Basketball  
 University of South Florida Points-Rebounds-Assists (as of Dec 14, 2009)  
 All games

| Opponent          | Date     | Score | WL | 23        | 04        | 31        | 32        | 24        | 03        | 20        | 13        | 05        |
|-------------------|----------|-------|----|-----------|-----------|-----------|-----------|-----------|-----------|-----------|-----------|-----------|
|                   |          |       |    | BURWELL,M | DUMARS,JO | FAMOUS,JA | FITZPATRI | GILCHRIST | HOWARD,CH | JONES,DOM | KARDOK,RY | LEEMOW,JU |
| at SMU            | 11/13/09 | 67-61 | W  | 0- 0- 0   | 0- 0- 0   | 9- 2- 0   | 0- 3- 0   | 23- 9- 0  | 14- 4- 7  | 13- 6- 6  | DNP       | 0- 1- 0   |
| VIRGINIA          | 11/16/09 | 66-49 | W  | 0- 0- 0   | 0- 0- 0   | 12- 8- 2  | 0- 1- 0   | 18- 8- 3  | 2- 3- 1   | 22- 7- 4  | 0- 0- 0   | 9- 2- 1   |
| vs Davidson       | 11/19/09 | 65-58 | W  | DNP       | 0- 0- 0   | 4-11- 1   | 2- 3- 0   | 21- 8- 0  | 9- 4- 2   | 17-10- 6  | DNP       | 6- 0- 0   |
| vs South Carolina | 11/20/09 | 66-69 | L  | 0- 0- 0   | DNP       | 16- 9- 0  | 4- 2- 0   | 19- 7- 1  | 5- 3- 4   | 17- 9- 5  | DNP       | 0- 0- 1   |
| vs UNC Wilmington | 11/22/09 | 74-66 | W  | DNP       | DNP       | 13- 4- 0  | 3- 6- 1   | 14- 6- 0  | 8- 1- 3   | 28- 4- 3  | DNP       | 4- 1- 3   |
| KENT STATE        | 11/25/09 | 76-54 | W  | 2- 2- 2   | 6- 0- 0   | 16- 8- 2  | 9- 4- 1   | 19- 7- 1  | 2- 1- 7   | 10- 4- 4  | 0- 0- 1   | 3- 3- 3   |
| FAU               | 11/27/09 | 78-58 | W  | 0- 0- 0   | 0- 0- 0   | 6- 9- 0   | 1- 5- 2   | 27- 7- 0  | 15- 6- 4  | 11- 4-10  | 0- 0- 0   | 3- 1- 0   |
| HAMPTON           | 12/02/09 | 74-55 | W  | 7- 2- 0   | 0- 0- 0   | 16-10- 0  | 11- 4- 1  | 9- 7- 1   | 13- 0- 8  | 13- 6- 6  | 0- 1- 0   | 0- 1- 1   |
| CENTRAL MICHIGAN  | 12/13/09 | 56-59 | L  | DNP       | DNP       | 5- 1- 1   | 5- 7- 0   | DNP       | 13- 3- 4  | 24- 5- 1  | DNP       | 2- 2- 3   |

| Opponent          | Date     | Score | WL | 33        | 22        |
|-------------------|----------|-------|----|-----------|-----------|
|                   |          |       |    | MERCER,MI | NORIEGA,S |
| at SMU            | 11/13/09 | 67-61 | W  | 8- 3- 0   | 0- 0- 0   |
| VIRGINIA          | 11/16/09 | 66-49 | W  | 3- 4- 0   | 0- 0- 0   |
| vs Davidson       | 11/19/09 | 65-58 | W  | 6- 3- 2   | DNP       |
| vs South Carolina | 11/20/09 | 66-69 | L  | 2- 4- 0   | 3- 0- 0   |
| vs UNC Wilmington | 11/22/09 | 74-66 | W  | 4- 4- 2   | DNP       |
| KENT STATE        | 11/25/09 | 76-54 | W  | 6- 5- 0   | 3- 1- 0   |
| FAU               | 11/27/09 | 78-58 | W  | 9- 1- 3   | 6- 0- 0   |
| HAMPTON           | 12/02/09 | 74-55 | W  | 5- 2- 2   | 0- 2- 1   |
| CENTRAL MICHIGAN  | 12/13/09 | 56-59 | L  | 7- 7- 1   | 0- 0- 0   |

USF 2009-10 Men's Basketball  
 University of South Florida Game-by-Game Highs (as of Dec 14, 2009)  
 All games

| Opponent          | Date     | Score | WL | POINTS           | REBOUNDS                         | ASSISTS   | STEALS  | BLOCKED SHOTS                                     |
|-------------------|----------|-------|----|------------------|----------------------------------|---|---|---|
| at SMU            | 11/13/09 | 67-61 | W  | 23-GILCHRIST, Au | 9-GILCHRIST, Au                  | 7-HOWARD, Chris                                   | 2-LEEMOW, Justi<br>MERCER, Mike                                   | 2-GILCHRIST, Au                                   |
| VIRGINIA          | 11/16/09 | 66-49 | W  | 22-JONES, Domini | 8-FAMOUS, Jarri<br>GILCHRIST, Au | 4-JONES, Domini                                   | 4-JONES, Domini   | 3-GILCHRIST, Au                                   |
| vs Davidson       | 11/19/09 | 65-58 | W  | 21-GILCHRIST, Au | 11-FAMOUS, Jarri                 | 6-JONES, Domini                                   | 3-JONES, Domini<br>MERCER, Mike                                   | 1-GILCHRIST, Au<br>HOWARD, Chris                  |
| vs South Carolina | 11/20/09 | 66-69 | L  | 19-GILCHRIST, Au | 9-FAMOUS, Jarri<br>JONES, Domini | 5-JONES, Domini                                   | 1-FITZPATRICK,<br>LEEMOW, Justi<br>FAMOUS, Jarri<br>HOWARD, Chris | 1-GILCHRIST, Au<br>JONES, Domini                  |
| vs UNC Wilmington | 11/22/09 | 74-66 | W  | 28-JONES, Domini | 6-FITZPATRICK,<br>GILCHRIST, Au  | 3-LEEMOW, Justi<br>HOWARD, Chris<br>JONES, Domini | 6-JONES, Domini   | 2-FITZPATRICK,                                    |
| KENT STATE        | 11/25/09 | 76-54 | W  | 19-GILCHRIST, Au | 8-FAMOUS, Jarri                  | 7-HOWARD, Chris                                   | 2-LEEMOW, Justi   | 2-FITZPATRICK,                                    |
| FAU               | 11/27/09 | 78-58 | W  | 27-GILCHRIST, Au | 9-FAMOUS, Jarri                  | 10-JONES, Domini                                  | 1-LEEMOW, Justi<br>JONES, Domini<br>GILCHRIST, Au                 | 3-GILCHRIST, Au                                   |
| HAMPTON           | 12/02/09 | 74-55 | W  | 16-FAMOUS, Jarri | 10-FAMOUS, Jarri                 | 8-HOWARD, Chris                                   | 2-MERCER, Mike  | 1-FITZPATRICK,<br>FAMOUS, Jarri                   |
| CENTRAL MICHIGAN  | 12/13/09 | 56-59 | L  | 24-JONES, Domini | 7-MERCER, Mike<br>FITZPATRICK,   | 4-HOWARD, Chris                                   | 3-MERCER, Mike  | 1-JONES, Domini<br>HOWARD, Chris<br>LEEMOW, Justi |

USF 2009-10 Men's Basketball  
 University of South Florida Team High/Low Analysis (as of Dec 14, 2009)  
 All games

University of South Florida - TEAM GAME HIGHS

|                            |              |                              |
|----------------------------|--------------|------------------------------|
| POINTS.....                | 78           | FAU (11/27/09)               |
|                            | 76           | KENT STATE (11/25/09)        |
|                            | 74           | HAMPTON (12/02/09)           |
|                            | 74           | vs UNC Wilmington (11/22/09) |
|                            | 67           | at SMU (11/13/09)            |
| FIELD GOALS MADE.....      | 31           | KENT STATE (11/25/09)        |
|                            | 28           | HAMPTON (12/02/09)           |
|                            | 28           | FAU (11/27/09)               |
|                            | 28           | vs UNC Wilmington (11/22/09) |
| FIELD GOAL ATTEMPTS.....   | 61           | HAMPTON (12/02/09)           |
|                            | 61           | KENT STATE (11/25/09)        |
| FIELD GOAL PERCENTAGE..... | .533 (24-45) | VIRGINIA (11/16/09)          |
|                            | .519 (28-54) | vs UNC Wilmington (11/22/09) |
| 3 PT FIELD GOALS MADE..... | 10           | FAU (11/27/09)               |
|                            | 9            | KENT STATE (11/25/09)        |
| 3 PT FG ATTEMPTS.....      | 22           | KENT STATE (11/25/09)        |
|                            | 21           | FAU (11/27/09)               |
| 3 PT FG PERCENTAGE.....    | .476 (10-21) | FAU (11/27/09)               |
|                            | .455 ( 5-11) | VIRGINIA (11/16/09)          |
| FREE THROWS MADE.....      | 22           | vs Davidson (11/19/09)       |
|                            | 19           | vs South Carolina (11/20/09) |
| FREE THROW ATTEMPTS.....   | 34           | vs Davidson (11/19/09)       |
|                            | 28           | vs UNC Wilmington (11/22/09) |
| FREE THROW PERCENTAGE..... | .727 (16-22) | CENTRAL MICHIGAN (12/13/09)  |
|                            | .722 (13-18) | VIRGINIA (11/16/09)          |
| REBOUNDS.....              | 43           | HAMPTON (12/02/09)           |
|                            | 43           | vs Davidson (11/19/09)       |
| ASSISTS.....               | 21           | KENT STATE (11/25/09)        |
|                            | 20           | HAMPTON (12/02/09)           |
| STEALS.....                | 11           | vs UNC Wilmington (11/22/09) |
|                            | 9            | vs Davidson (11/19/09)       |
| BLOCKED SHOTS.....         | 8            | FAU (11/27/09)               |
|                            | 4            | VIRGINIA (11/16/09)          |
| TURNOVERS.....             | 17           | vs South Carolina (11/20/09) |
|                            | 17           | vs Davidson (11/19/09)       |
| FOULS.....                 | 22           | HAMPTON (12/02/09)           |
|                            | 22           | vs South Carolina (11/20/09) |

USF 2009-10 Men's Basketball  
 University of South Florida High/Low Analysis (as of Dec 14, 2009)  
 All games

Opponent - GAME HIGHS

|                            |              |                              |
|----------------------------|--------------|------------------------------|
| POINTS.....                | 69           | vs South Carolina (11/20/09) |
|                            | 66           | vs UNC Wilmington (11/22/09) |
|                            | 61           | at SMU (11/13/09)            |
|                            | 59           | CENTRAL MICHIGAN (12/13/09)  |
|                            | 58           | FAU (11/27/09)               |
|                            | 58           | vs Davidson (11/19/09)       |
| FIELD GOALS MADE.....      | 28           | vs UNC Wilmington (11/22/09) |
|                            | 23           | KENT STATE (11/25/09)        |
|                            | 23           | vs South Carolina (11/20/09) |
|                            | 23           | at SMU (11/13/09)            |
| FIELD GOAL ATTEMPTS.....   | 64           | KENT STATE (11/25/09)        |
|                            | 62           | vs South Carolina (11/20/09) |
| FIELD GOAL PERCENTAGE..... | .475 (28-59) | vs UNC Wilmington (11/22/09) |
|                            | .434 (23-53) | at SMU (11/13/09)            |
| 3 PT FIELD GOALS MADE..... | 11           | CENTRAL MICHIGAN (12/13/09)  |
|                            | 7            | FAU (11/27/09)               |
| 3 PT FG ATTEMPTS.....      | 27           | CENTRAL MICHIGAN (12/13/09)  |
|                            | 23           | vs Davidson (11/19/09)       |
| 3 PT FG PERCENTAGE.....    | .412 ( 7-17) | FAU (11/27/09)               |
|                            | .407 (11-27) | CENTRAL MICHIGAN (12/13/09)  |
| FREE THROWS MADE.....      | 21           | vs South Carolina (11/20/09) |
|                            | 13           | VIRGINIA (11/16/09)          |
| FREE THROW ATTEMPTS.....   | 30           | vs South Carolina (11/20/09) |
|                            | 29           | HAMPTON (12/02/09)           |
| FREE THROW PERCENTAGE..... | .800 ( 8-10) | CENTRAL MICHIGAN (12/13/09)  |
|                            | .765 (13-17) | VIRGINIA (11/16/09)          |
| REBOUNDS.....              | 39           | vs South Carolina (11/20/09) |
|                            | 37           | vs UNC Wilmington (11/22/09) |
| ASSISTS.....               | 13           | FAU (11/27/09)               |
|                            | 13           | vs Davidson (11/19/09)       |
| STEALS.....                | 9            | CENTRAL MICHIGAN (12/13/09)  |
|                            | 7            | vs UNC Wilmington (11/22/09) |
|                            | 7            | vs South Carolina (11/20/09) |
| BLOCKED SHOTS.....         | 7            | FAU (11/27/09)               |
|                            | 7            | vs South Carolina (11/20/09) |
| TURNOVERS.....             | 18           | vs UNC Wilmington (11/22/09) |
|                            | 17           | CENTRAL MICHIGAN (12/13/09)  |
| FOULS.....                 | 23           | vs Davidson (11/19/09)       |
|                            | 21           | CENTRAL MICHIGAN (12/13/09)  |
|                            | 21           | vs UNC Wilmington (11/22/09) |
|                            | 21           | at SMU (11/13/09)            |

USF 2009-10 Men's Basketball  
 University of South Florida High/Low Analysis (as of Dec 14, 2009)  
 All games

University of South Florida - GAME LOWS

|                            |              |                              |
|----------------------------|--------------|------------------------------|
| POINTS.....                | 56           | CENTRAL MICHIGAN (12/13/09)  |
|                            | 65           | vs Davidson (11/19/09)       |
|                            | 66           | VIRGINIA (11/16/09)          |
|                            | 66           | vs South Carolina (11/20/09) |
|                            | 67           | at SMU (11/13/09)            |
| FIELD GOALS MADE.....      | 18           | CENTRAL MICHIGAN (12/13/09)  |
|                            | 20           | vs Davidson (11/19/09)       |
| FIELD GOAL ATTEMPTS.....   | 45           | VIRGINIA (11/16/09)          |
|                            | 47           | at SMU (11/13/09)            |
|                            | 47           | CENTRAL MICHIGAN (12/13/09)  |
| FIELD GOAL PERCENTAGE..... | .383 (18-47) | CENTRAL MICHIGAN (12/13/09)  |
|                            | .408 (20-49) | vs Davidson (11/19/09)       |
| 3 PT FIELD GOALS MADE..... | 1            | vs UNC Wilmington (11/22/09) |
|                            | 3            | vs Davidson (11/19/09)       |
| 3 PT FG ATTEMPTS.....      | 11           | VIRGINIA (11/16/09)          |
|                            | 11           | vs Davidson (11/19/09)       |
| 3 PT FG PERCENTAGE.....    | .083 ( 1-12) | vs UNC Wilmington (11/22/09) |
|                            | .267 ( 4-15) | CENTRAL MICHIGAN (12/13/09)  |
| FREE THROWS MADE.....      | 5            | KENT STATE (11/25/09)        |
|                            | 11           | HAMPTON (12/02/09)           |
| FREE THROW ATTEMPTS.....   | 8            | KENT STATE (11/25/09)        |
|                            | 17           | FAU (11/27/09)               |
| FREE THROW PERCENTAGE..... | .524 (11-21) | HAMPTON (12/02/09)           |
|                            | .607 (17-28) | vs UNC Wilmington (11/22/09) |
| REBOUNDS.....              | 29           | vs UNC Wilmington (11/22/09) |
|                            | 31           | at SMU (11/13/09)            |
| ASSISTS.....               | 10           | CENTRAL MICHIGAN (12/13/09)  |
|                            | 11           | VIRGINIA (11/16/09)          |
|                            | 11           | vs Davidson (11/19/09)       |
|                            | 11           | vs South Carolina (11/20/09) |
| STEALS.....                | 3            | FAU (11/27/09)               |
|                            | 3            | HAMPTON (12/02/09)           |
| BLOCKED SHOTS.....         | 2            | vs Davidson (11/19/09)       |
|                            | 2            | vs South Carolina (11/20/09) |
|                            | 2            | HAMPTON (12/02/09)           |
| TURNOVERS.....             | 9            | FAU (11/27/09)               |
|                            | 10           | HAMPTON (12/02/09)           |
| FOULS.....                 | 8            | KENT STATE (11/25/09)        |
|                            | 12           | FAU (11/27/09)               |

USF 2009-10 Men's Basketball  
 University of South Florida High/Low Analysis (as of Dec 14, 2009)  
 All games

Opponent - GAME LOWS

|                            |              |                              |
|----------------------------|--------------|------------------------------|
| POINTS.....                | 49           | VIRGINIA (11/16/09)          |
|                            | 54           | KENT STATE (11/25/09)        |
|                            | 55           | HAMPTON (12/02/09)           |
|                            | 58           | vs Davidson (11/19/09)       |
|                            | 58           | FAU (11/27/09)               |
| FIELD GOALS MADE.....      | 17           | VIRGINIA (11/16/09)          |
|                            | 19           | HAMPTON (12/02/09)           |
| FIELD GOAL ATTEMPTS.....   | 49           | HAMPTON (12/02/09)           |
|                            | 52           | VIRGINIA (11/16/09)          |
| FIELD GOAL PERCENTAGE..... | .327 (17-52) | VIRGINIA (11/16/09)          |
|                            | .339 (20-59) | FAU (11/27/09)               |
| 3 PT FIELD GOALS MADE..... | 2            | VIRGINIA (11/16/09)          |
|                            | 2            | vs South Carolina (11/20/09) |
| 3 PT FG ATTEMPTS.....      | 12           | VIRGINIA (11/16/09)          |
|                            | 14           | at SMU (11/13/09)            |
| 3 PT FG PERCENTAGE.....    | .118 ( 2-17) | vs South Carolina (11/20/09) |
|                            | .167 ( 2-12) | VIRGINIA (11/16/09)          |
| FREE THROWS MADE.....      | 4            | KENT STATE (11/25/09)        |
|                            | 6            | vs UNC Wilmington (11/22/09) |
| FREE THROW ATTEMPTS.....   | 10           | vs UNC Wilmington (11/22/09) |
|                            | 10           | KENT STATE (11/25/09)        |
|                            | 10           | CENTRAL MICHIGAN (12/13/09)  |
| FREE THROW PERCENTAGE..... | .400 ( 4-10) | KENT STATE (11/25/09)        |
|                            | .414 (12-29) | HAMPTON (12/02/09)           |
| REBOUNDS.....              | 24           | VIRGINIA (11/16/09)          |
|                            | 31           | at SMU (11/13/09)            |
| ASSISTS.....               | 3            | vs South Carolina (11/20/09) |
|                            | 7            | at SMU (11/13/09)            |
|                            | 7            | VIRGINIA (11/16/09)          |
| STEALS.....                | 1            | FAU (11/27/09)               |
|                            | 3            | vs Davidson (11/19/09)       |
|                            | 3            | HAMPTON (12/02/09)           |
| BLOCKED SHOTS.....         | 1            | VIRGINIA (11/16/09)          |
|                            | 1            | vs Davidson (11/19/09)       |
|                            | 1            | vs UNC Wilmington (11/22/09) |
| TURNOVERS.....             | 9            | VIRGINIA (11/16/09)          |
|                            | 10           | vs South Carolina (11/20/09) |
|                            | 10           | FAU (11/27/09)               |
| FOULS.....                 | 11           | FAU (11/27/09)               |
|                            | 13           | KENT STATE (11/25/09)        |

USF 2009-10 Men's Basketball  
 University of South Florida Player High/Low Analysis (as of Dec 14, 2009)  
 All games

University of South Florida - INDIVIDUAL GAME HIGHS

|                               |               |  |
|-------------------------------|---------------|--|
| Points.....                   | 28            | JONES, Dominique vs UNC Wilmington (11/22/09)    |
|                               | 27            | GILCHRIST, Augustus vs FAU (11/27/09)            |
|                               | 24            | JONES, Dominique vs Central Michigan (12/13/09)  |
|                               | 23            | GILCHRIST, Augustus at SMU (11/13/09)            |
|                               | 22            | JONES, Dominique vs Virginia (11/16/09)          |
| Field Goals Made.....         | 10            | GILCHRIST, Augustus vs FAU (11/27/09)            |
|                               | 10            | JONES, Dominique vs Virginia (11/16/09)          |
| Field Goal Att.....           | 18            | JONES, Dominique vs Central Michigan (12/13/09)  |
|                               | 18            | JONES, Dominique vs Virginia (11/16/09)          |
| FG Pct (min 5 made).....      | .875 ( 7-8 )  | FAMOUS, Jarriid vs Kent State (11/25/09)         |
|                               | .833 (10-12)  | GILCHRIST, Augustus vs FAU (11/27/09)            |
| 3-Point FG Made.....          | 3             | JONES, Dominique vs Hampton (12/02/09)           |
|                               | 3             | HOWARD, Chris vs FAU (11/27/09)                  |
|                               | 3             | GILCHRIST, Augustus vs Kent State (11/25/09)     |
|                               | 3             | LEEMOW, Justin vs Virginia (11/16/09)            |
|                               | 3             | JONES, Dominique at SMU (11/13/09)               |
| 3-Point FG Att.....           | 8             | JONES, Dominique at SMU (11/13/09)               |
|                               | 7             | JONES, Dominique vs FAU (11/27/09)               |
| 3-Pt FG Pct (min 2 made)..... | 1.000 ( 3-3 ) | LEEMOW, Justin vs Virginia (11/16/09)            |
|                               | 1.000 ( 2-2 ) | BURWELL, Mike vs Hampton (12/02/09)              |
|                               | 1.000 ( 2-2 ) | GILCHRIST, Augustus vs FAU (11/27/09)            |
| Free Throws Made.....         | 15            | GILCHRIST, Augustus vs Davidson (11/19/09)       |
|                               | 10            | GILCHRIST, Augustus vs South Carolina (11/20/09) |
| Free Throw Att.....           | 16            | GILCHRIST, Augustus vs Davidson (11/19/09)       |
|                               | 14            | JONES, Dominique vs UNC Wilmington (11/22/09)    |
| FT Pct (min 3 made).....      | 1.000 ( 8-8 ) | JONES, Dominique vs Central Michigan (12/13/09)  |
|                               | 1.000 ( 7-7 ) | GILCHRIST, Augustus vs Virginia (11/16/09)       |
| Rebounds.....                 | 11            | FAMOUS, Jarriid vs Davidson (11/19/09)           |
|                               | 10            | FAMOUS, Jarriid vs Hampton (12/02/09)            |
|                               | 10            | JONES, Dominique vs Davidson (11/19/09)          |
| Assists.....                  | 10            | JONES, Dominique vs FAU (11/27/09)               |
|                               | 8             | HOWARD, Chris vs Hampton (12/02/09)              |
| Steals.....                   | 6             | JONES, Dominique vs UNC Wilmington (11/22/09)    |
|                               | 4             | JONES, Dominique vs Virginia (11/16/09)          |
| Blocked Shots.....            | 3             | GILCHRIST, Augustus vs FAU (11/27/09)            |
|                               | 3             | GILCHRIST, Augustus vs Virginia (11/16/09)       |
| Turnovers.....                | 6             | GILCHRIST, Augustus vs Virginia (11/16/09)       |
|                               | 5             | JONES, Dominique vs Central Michigan (12/13/09)  |
|                               | 5             | JONES, Dominique vs South Carolina (11/20/09)    |
|                               | 5             | JONES, Dominique vs Davidson (11/19/09)          |
| Fouls.....                    | 5             | LEEMOW, Justin vs South Carolina (11/20/09)      |
|                               | 5             | LEEMOW, Justin at SMU (11/13/09)                 |

USF 2009-10 Men's Basketball  
 University of South Florida High/Low Analysis (as of Dec 14, 2009)  
 All games

OPPONENT INDIVIDUAL GAME HIGHS

|                               |               |   |
|-------------------------------|---------------|---|
| Points.....                   | 19            | Gantt, Greg vs FAU (11/27/09)                   |
|                               | 19            | WILLIAMS, Derek at SMU (11/13/09)               |
|                               | 17            | Fields, John vs UNC Wilmington (11/22/09)       |
|                               | 17            | Tomko, Chad vs UNC Wilmington (11/22/09)        |
|                               | 17            | DOWNEY, Devan vs South Carolina (11/20/09)      |
| Field Goals Made.....         | 8             | Fields, John vs UNC Wilmington (11/22/09)       |
|                               | 8             | WILLIAMS, Derek at SMU (11/13/09)               |
| Field Goal Att.....           | 16            | Fields, John vs UNC Wilmington (11/22/09)       |
|                               | 14            | Royster, Brett vs FAU (11/27/09)                |
|                               | 14            | Sylven Landesberg vs Virginia (11/16/09)        |
| FG Pct (min 5 made).....      | .714 ( 5-7 )  | Ohuaregbe, Will vs UNC Wilmington (11/22/09)    |
|                               | .636 ( 7-11)  | Tomko, Chad vs UNC Wilmington (11/22/09)        |
| 3-Point FG Made.....          | 5             | Gantt, Greg vs FAU (11/27/09)                   |
|                               | 4             | HARMAN, Robbie vs Central Michigan (12/13/09)   |
|                               | 4             | BITZER, Jordan vs Central Michigan (12/13/09)   |
| 3-Point FG Att.....           | 9             | HARMAN, Robbie vs Central Michigan (12/13/09)   |
|                               | 8             | BITZER, Jordan vs Central Michigan (12/13/09)   |
|                               | 8             | Gantt, Greg vs FAU (11/27/09)                   |
| 3-Pt FG Pct (min 2 made)..... | 1.000 ( 2-2 ) | CLINKSCALES, Rodney at SMU (11/13/09)           |
|                               | .625 ( 5-8 )  | Gantt, Greg vs FAU (11/27/09)                   |
| Free Throws Made.....         | 5             | DOWNEY, Devan vs South Carolina (11/20/09)      |
|                               | 5             | GALLOWAY, Ramon vs South Carolina (11/20/09)    |
| Free Throw Att.....           | 8             | TUITT, Mike vs Hampton (12/02/09)               |
|                               | 8             | GALLOWAY, Ramon vs South Carolina (11/20/09)    |
| FT Pct (min 3 made).....      | 1.000 ( 4-4 ) | ARCHIE, Dominique vs South Carolina (11/20/09)  |
|                               | 1.000 ( 4-4 ) | Sylven Landesberg vs Virginia (11/16/09)        |
| Rebounds.....                 | 15            | Fields, John vs UNC Wilmington (11/22/09)       |
|                               | 10            | FUNCHES, Charles vs Hampton (12/02/09)          |
| Assists.....                  | 8             | Taylor, Raymond vs FAU (11/27/09)               |
|                               | 4             | RASHID, Amir vs Central Michigan (12/13/09)     |
|                               | 4             | MCKILLOP, Brendan vs Davidson (11/19/09)        |
| Steals.....                   | 3             | McCLURE, William vs Central Michigan (12/13/09) |
|                               | 3             | McCOY, Paul at SMU (11/13/09)                   |
| Blocked Shots.....            | 6             | MULDROW, Sam vs South Carolina (11/20/09)       |
|                               | 4             | Royster, Brett vs FAU (11/27/09)                |
| Turnovers.....                | 4             | RASHID, Amir vs Central Michigan (12/13/09)     |
|                               | 4             | SIMPSON, Vincent vs Hampton (12/02/09)          |
|                               | 4             | GREENE, Justin vs Kent State (11/25/09)         |
|                               | 4             | Tomko, Chad vs UNC Wilmington (11/22/09)        |
|                               | 4             | BEN-EZE, Frank vs Davidson (11/19/09)           |
|                               | 4             | Jontel Evans vs Virginia (11/16/09)             |
|                               | 4             | HARP, Ryan at SMU (11/13/09)                    |
| Fouls.....                    | 5             | FREEMAN, Michael vs Hampton (12/02/09)          |
|                               | 5             | HOLMES, Mike vs South Carolina (11/20/09)       |
|                               | 5             | COHEN, Jake vs Davidson (11/19/09)              |
|                               | 5             | Mike Scott vs Virginia (11/16/09)               |